



NEW ORLEANS SAINTS

1985 OFFICIAL MEDIA GUIDE



\$2.00

NEW ORLEANS SAINTS FANS... THIS BUD'S FOR YOU.™



BUDWEISER® • KING OF BEERS®
ANHEUSER-BUSCH, INC. • ST. LOUIS

SAINTS 1985 SCHEDULE

PRESEASON GAMES

Date	Opponent	New Orleans Kickoff Time
Aug. 10 (Sat.)	at New England Patriots	2:30 p.m.
AUG. 17 (SAT.)	HOUSTON OILERS	7 P.M.
AUG. 24 (SAT.)	TAMPA BAY BUCCANEERS	7 P.M.
Aug. 30 (Fri.)	at San Diego Chargers	9 p.m.

NATIONAL FOOTBALL LEAGUE GAMES

SEP. 8	KANSAS CITY CHIEFS	12 NOON
Sep. 15	at Denver Broncos	3 p.m.
SEP. 22	TAMPA BAY BUCCANEERS	12 NOON
Sep. 29	at San Francisco 49ers	3 p.m.
OCT. 6	PHILADELPHIA EAGLES	12 NOON
Oct. 13	at Los Angeles Raiders	3 p.m.
Oct. 20	at Atlanta Falcons	12 Noon
OCT. 27	NEW YORK GIANTS	3 P.M.
Nov. 3	at Los Angeles Rams	3 p.m.
NOV. 10	SEATTLE SEAHAWKS	12 NOON
Nov. 17	at Green Bay Packers (Milw)	12 Noon
Nov. 24	at Minnesota Vikings	12 Noon
DEC. 1	LOS ANGELES RAMS	12 NOON
Dec. 8	at St. Louis Cardinals	12 Noon
DEC. 15	SAN FRANCISCO 49ERS	12 NOON
DEC. 22	ATLANTA FALCONS	12 NOON

ON THE COVER

Never have the New Orleans Saints and the state of Louisiana been more closely associated than following the 1984 season when months of negotiations were conducted by Tom Benson and partners to purchase the team and secure the franchise in the Superdome over the long term. On June 3, Benson announced the completion of the purchase from John Mecom, Jr. and a commitment to play in the Superdome for the next 21 years. The agreement was accomplished through the cooperation of government officials, businesses and citizens throughout the state.

The cover of the 1985 Official Saints Media Guide signifies this alliance. The artwork was executed by Tony O. Champagne of New Orleans.

CONTENTS

ALUMNI	121-124	RECORDS	
BIOGRAPHIES		Attendance	135-136
Administration	21-22	Big Days	132-134
Coaching Staff	11-16	'Consecutive' Records	134
Executives	6, 9-10	Leaders, All-Time	130-131
Head Coach	7-8	Leaders by Years	125-129
Other Saints, 1984	78-79	Opponent Individual	147
Managing General Partner	4-5	Opponent Team	148
Rookies	72-75	Saints Individual	137-140
Scouting	19-20	Saints Team	141-146
Training & Equipment Staff	16-18	Series Records	100-105
Veteran Players	24-71	Two-Team Records	148-149
DATEBOOK	129	RESULTS	
DEPTH CHART	82	All-Time	112-114
DIRECTORY	3	Preseason	115
DRAFT HISTORY	117-120	1984 Postseason	151
GAME STAFF	105	REVIEW OF 1984	84-91
HISTORY	106-111	ROSTERS	
HOTELS	124	First-Year	77
HOW SAINTS WERE BUILT	83	Numerical	77
LAST TIME	93	Veterans	76
LONGEST PLAYS, 1984	93	RULE CHANGES, 1984	152
MEDIA INFORMATION	157	SCHEDULES	
MVP'S	136	1984 Postseason	156
NFL DIRECTORY	150	NFL Preseason	153
NFL STANDINGS, 1984	151	NFL Regular Season	154-156
OPPONENT INFORMATION	94-99	STANDINGS, ALL-TIME	116
PRESEASON TELECASTS	159	STATISTICS	
PRO BOWL SAINTS	99	1984 Individual	92
PRONUNCIATION GUIDE	65	1984 Team	93
RADIO NETWORK	159	SUPER BOWL RESULTS	149
		TICKET INFORMATION	158
		TIE BREAKERS	160
		TRAINING CAMP	2

LOUISIANA TECH TRAINING CAMP

For the second time in Saints history, the team will hold training camp in Louisiana. The facilities of Louisiana Tech University will be utilized for the 1985 session of summer training.

The Saints trained at Nicholls State University in Thibodaux in 1975.

Mailing address for the Saints at training camp is: Louisiana Tech University, Ruston, LA. 71272.

Phone numbers:

Switchboard and all Saints numbers	(318) 251-9901
Press Room	(318) 251-9915
News Reports	(318) 251-9916
Camp TWX	(810) 951-0011

Saints Directory

Managing General PartnerTom Benson

ADMINISTRATION

President	Eddie Jones
Director of Football Operations	Pat Peppler
Director of Administration	Bruce Broussard
Assistant Controller	Charleen Sharpe
Data Processing Manager	Jay Romig
Director of Public Relations	Greg Suit
Assistant Director of Public Relations	Rusty Kasmlersky
Public Relations Assistant	Sylvia Alfortish
Travel Coordinator/Director of Marketing	Barra Birrcher
Ticket Manager	Sandy King

Administrative Offices: 1500 Poydras Street, New Orleans, LA 70112

Phone: (504) 522-1500

Office Staff: Clara Lesslie (Receptionist); Linda Bourgeois (Business); Barbara Schoen (Administration); Rachel Landreneau (Travel/Marketing); Sam Surtain (Mail Clerk).

Ticket Office: Judy Chavis, Terry Exsterstein, Elizabeth Mitchell, Fran Pope.
1500 Poydras Street, New Orleans, LA 70112
Phone: (504) 522-2600

COACHING AND PLAYER PERSONNEL STAFF

Head Coach	O.A. (Bum) Phillips
Offensive Coordinator	King Hill
Offensive Backfield	John Levra
Receivers	Harold Richardson
Tight Ends	Andy Everest
Offensive Line	Carl Mauck
Defensive Coordinator	Wade Phillips
Linebackers	John Paul Young
Defensive Line	Willie Zapalac
Defensive Backfield	Mark Hatley
Quality Control	Joe Spencer
Strength Coach	Russell Paternostro
Administrative Assistant	Jack Cherry
Director of Scouting	Joe Woolley
Personnel Scouts	Bobby Baldwin, Hamp Cook
Director of Photography	Erby Aucoin
Photographer	Albert Aucoin
Trainer	Dean Kleinschmidt
Assistant Trainer	Kevin Mangum
Equipment Manager	Dan Simmons
Assistant Equipment Manager	Glennon Powell
Grounds Superintendent	Lester Vallet
Team Physicians	Dr. Charles L. Brown, Dr. Ken Saer,
	Dr. Terry Habig, Dr. Lee Moss
Team Dentist	Dr. Richard Oster

Office Staff: Fran Albright (Head Coach); Yvette Arceneaux (Receptionist); Ellen Frisard (Assistant Coaches).

Football Office: 6928 Saints Drive
Metairie, LA 70003
Phone: (504) 733-0255
Public Relations: (504) 733-6147

TOM BENSON

Managing General Partner



Managing general partner Tom Benson brings a "can-do" attitude and a track record of success to the ownership of the Saints franchise, qualities that have already made him a big winner in the world of business.

As Benson enters the world of NFL football, he expects the same qualities that have made him successful in the world of automotive sales, banking and real estate to bring about success for a

franchise that is showing promise after 18 seasons.

Longtime Benson friends and associates will tell you that the man from New Orleans has built a business empire from the ground up. He has no Midas touch. Instead his success is based on a roll-up-the-sleeves work ethic and a personal tenacity that makes things happen.

As managing general partner, Benson has ten partners in the franchise ownership package. Some of those ten partners are joined in their ownership participation by other businessmen and professionals, 15 of whom are New Orleanians.

"Coming into this thing, I've got to say that I don't know a lot about football," Benson said upon completion of the purchase of the team from John Mecom, Jr. on June 3, 1985. "But I think I know something about people.

"Winners are people that put in a little extra effort to rise a little higher, to achieve a little more. We have that kind of people in this organization, and that's what's going to do it for us."

Understanding the support of Saints fans since the birth of the franchise in 1967, Benson underlines the need for success and the reasons why that enthusiasm must be reborn.

"There is also a difference between wanting to win and having to win," he explained. "In our case, we have to win. When you have to win, you really look for the things that can make you successful."

Benson was born in New Orleans in 1927 and grew up on the edge of the 9th ward. He was educated at St. Aloysius High School (now Brother Martin) and Loyola University. As a youngster, he played sandlot football at St. Roch Park and earned spending money deliver-

ing the Times Picayune newspaper.

After studying business and accounting at Loyola, the young Benson went to work as bookkeeper for the Cathey Chevrolet Co. in New Orleans in 1948.

"I figured I could make a lot more money in the car business than I could in the accounting business," Benson recalled.

Evidently, his instincts were sharp even then.

By 1956, at age 29, Benson was on his way to San Antonio, Texas to manage a Chevrolet dealership as a junior partner. Six years later he took full control of the ownership and established the Tom Benson Chevrolet Co. That acquisition, combined with Benson's confidence and determination, spawned what is today Benson Automotive World offering 15 different makes at 30 dealership franchises, 18 of which are in New Orleans, 11 in San Antonio and one in Kerrville, Texas. He currently serves on several advisory boards of General Motors Corporation.

He also has extensive real estate and banking interests, including the June, 1985 acquisition of the Ponchartrain State Bank with three New Orleans-area branches.

Appreciative of the fact that New Orleans, its schools, its business community and its people, gave him his start, Benson and his brothers Jerome and Larry established the Free Enterprise Resource Center at Brother Martin High School, in honor of their parents, Tom, Sr. and Carmen. He has also sponsored chairs in free enterprise at two universities.

He is one of four children: Jerome, an executive in the Benson automotive business; Larry, an attorney also associated with the automotive business; and the late A.C. Benson, former Houston businessman.

Benson is the grandnephew of the late Herbert Benson, a New Orleans architect who helped design Tulane Stadium and helped bring to the Crescent City the annual Sugar Bowl football game.

In addition to homes in New Orleans and San Antonio, Benson also has a 2,000-acre ranch near that of the late President Lyndon Johnson where he maintains a stable of race horses that carry his silver and blue colors to several Louisiana tracks, including The Fairgrounds and Louisiana Downs. Part of the ranch is developed as an animal refuge for breeding exotic deer, antelope and other species.

Benson and his wife, the former Grace Trudeau of New Orleans, share a family of seven children: Bob Benson, Rene LeBlanc, Tootsie Benson, Don Walker, Susan Stucke, Rick Walker and Miriam Walker.

EDDIE JONES

President



Eddie Jones, in his fourth season as president of the franchise, has gained recognition as one of the National Football League's top executives. He has been an important part of the team's administration since joining the organization in the second year of the franchise.

Jones was named Saints president in February, 1982, when he returned to the forefront of franchise operations after a two-year tenure as vice-president of the John Mecom Co. in Houston, Texas.

The team's chief executive officer first joined the Saints staff in 1968 as business manager and served in that capacity until 1973 when he was appointed treasurer.

In 1977, Jones was appointed vice-president. He was named executive vice-president prior to the 1978 season and guided franchise operations until joining the Mecom Co. fulltime following the team's 1979 campaign.

During Jones' tenure as executive vice-president, the Saints enjoyed their two best seasons of the 1970's, 7-9 in 1978 and 8-8 in 1979. Following his return to the team as president, the Saints achieved their best season to date, an 8-8 worksheet in 1983 that included a chance for the NFL playoffs in the final game of the season.

Jones has been appointed by the NFL to the executive committee of National Football League Properties, Inc. and the NFL finance committee.

Born in Houston, Texas, Jones grew up in Denham Springs, La. and was an all-state basketball player at Denham Springs High School. He graduated from Louisiana State University with a degree in accounting. He worked for Arthur Andersen & Co. as a certified public accountant before joining the Saints.


An Air Force veteran, Jones and his wife, Marilyn, have three children: Wendy, Todd and Jeffrey. They reside in Mandeville.

Heavy Saints

The 54 Saints on the 1985 veteran roster weigh 12,486 pounds. The average player weighs 231 pounds.

O.A. (BUM) PHILLIPS

HEAD COACH



Ask Bum Phillips what it takes for a football team to become successful. Chances are he will answer simply: "Blocking and tackling."

When Phillips arrived in New Orleans following the 1980 season, basics may have seemed a tall order for a team that won only a single game in its previous campaign. But in the less than four full seasons that have passed since Bum's arrival, the Saints' accomplishments have reached far beyond the basics.

In essence, the seeds of tradition that Bum planted four years ago have sprouted. The competitive team that he has cultivated with attitude, defense and the running game has earned the full-grown respect of opponents. Building through the draft, Phillips has nurtured a franchise which two seasons ago contended for a playoff spot in the final game of the season. Last season, before injuries devastated the offensive line, that team seemed poised for the breakthrough for which Saints fans have waited so long.

A look at the final roster of last season, including injured players, indicates that Phillips' drafts, either by selection or trade of choices, had produced 34 players, 29 of them picked from the college ranks, 19 of them starters. Only eight players on the final 1984 roster predated Phillips' tenure in New Orleans.

The coach, who already has the best record in team history, attributes the improvement of the squad to a handpicked staff of assistants, all of whom have been students of the Phillips approach for a long time.

"All of our coaches are people that I have worked with or been around for a long time. Some of them I've raised," the coach points out. "A big part of what we have accomplished has been accomplished because the assistants became effective as a staff right from the start.

"I'd bet my life on them. I've already bet my job on them."

Horse-trader smart, rodeo tough and country friendly, Bum's "locker room talks" more often deal with what it takes to be a success as a person and a professional. His approach has made the Saints — players, coaches and staff — a team.

Phillips was appointed Saints head coach Jan. 22, 1981. He assum-

ed the additional title of general manager on Feb. 17, 1982.

He came to the Saints from the Houston Oilers where in six seasons, 1975-80, as head coach he raised that franchise to a perennial playoff contender. Prior to his arrival in Houston, the Oilers had turned in back-to-back seasons in which they won only a single game.

After serving as a defensive assistant on the San Diego Chargers staff, 1967-71, he joined the Houston Oilers as defensive coordinator in 1974. The Oilers went 7-7, a vast improvement of successive 1-13 seasons the two previous years.

In 1975 Bum took over as head coach and general manager and guided Houston to a 10-4 record, defeated every team on the schedule except Pittsburgh and Cincinnati and narrowly missed the AFC playoffs.

Following seasons of 5-9 in 1976 and 8-6 in 1977, Bum directed the Oilers into the playoffs, 1978-79-80. Houston appeared in the conference championship games of 1978 (10-6) and 1979 (11-5), but lost to eventual Super Bowl champion Pittsburgh both times. The Oilers again made the playoffs in 1980 (11-5) and were stopped by Oakland, also the eventual Super Bowl champion.

During those three successive years of playoff appearances, Bum's team won four of its seven postseason games.

Born in Orange, Texas Sept. 29, 1923, Phillips' coaching career has included 13 years at the high school level, six at the college level and six years a pro assistant.

His ten-year record as an NFL head coach is 78-69, plus four postseason victories in seven appearances. Entering the 1985 season, he ranks 20th on the all-time NFL coaching list, sixth among active coaches.

His college coaching background includes service as an assistant at Texas A&M, 1957; Houston, 1963-66; Southern Methodist, 1971-72; and Oklahoma State, 1973.

A Marine Corps veteran, Phillips played guard at Lamar Junior College, 1941 and 1946-47, and at Stephen F. Austin, 1948-49.

Warmth, consideration and cooperativeness are among the personal qualities that earned him the 1979 Jack Horrigan "Good Guy" Award presented annually by the Professional Football Writers of America.

Bum has been involved in several charitable projects, including fund raising for the Hugen/Bob Hope School in Port Arthur, Texas, the Ronald McDonald House in New Orleans, the Cystic Fibrosis Foundation (65 Roses Club) and Children's Hospital.

Bum and his wife, Helen, head a family of six children and six grandchildren. Son Wade is the Saints' defensive coordinator. The five Phillips daughters are: Susan (Reeh), Cicely (Devore), Dee Jean (Hurta), Andrea (McCarthy), and Kim Ann.

PAT PEPPLER

Director of Football Operations



In his fifth season with the Saints, Pat Peppler contributes his forty-plus years of football experience to the staff.

Peppler served the Saints 1981-82 as Director of Player Negotiations. He was elevated to his present post in 1983. He joined the Saints from the Houston Oilers, where he was assistant general manager, 1977-80.

A graduate of Michigan State University, Peppler played football, baseball and basketball. After a brief stint in pro baseball, he coached in Michigan high schools, and spent eight years as an assistant football coach at North Carolina State.

One season on the Wake Forest coaching staff followed before Peppler joined the Green Bay Packers as director of player personnel under Vince Lombardi.

Also serving the Packers as assistant general manager, Peppler was a vital part of the Green Bay organization that won the NFL title in 1965 and successive Super Bowls in 1967 and 1968.

Peppler moved to the Miami Dolphins as director of pro scouting in 1971 and again played a part in successive Super Bowl victories, 1973 and 1974.

He joined the Atlanta Falcons in 1975 as general manager and served as interim coach for nine games in 1976.

A Baltimore native, Peppler has six children: Pamela (Nickoli), Susan (Hamachek), Walter, Terry, John and Jim. Peppler lives in Destrehan.

SUPER BOWL IN NEW ORLEANS

New Orleans will be the host of Super Bowl XX, January 26, 1986. This marks the sixth time the Super Bowl comes to New Orleans, most of any city. Past winners in New Orleans are : Kansas City (1969); Dallas (1971 and 1977); Pittsburgh (1974); and Oakland (1980).

JACK CHERRY

Administrative Assistant



Now in his fifth year with the Saints, Jack Cherry joined the team in 1981 from private business.

Cherry began his sports career as a writer for the Columbus (Ohio) Evening Dispatch. After serving at the Lancaster Evening Gazette, he was named sports information director at his alma mater, Xavier (Ohio), and worked there 1958-71. He was appointed assistant SID at Louisiana State University in 1972. He served as SID at Kansas in 1973, and moved to the Houston Texans of the WFL in 1974. In 1975, he joined the Houston Oilers as director of media services, and was named director of public relations in 1976.

Cherry was head of his own television production company, 1978-80.

Jack and his wife, Barbara, have four children: Jack, Lisa Anne, Patrick and Tom. They live in Destrehan.

HEAD COACHES

1967-1984

Year	W	L	T	Year	W	L	T
Tom Fears				Hank Stram			
1967	3	11	0	1976	4	10	0
1968	4	9	1	1977	3	11	0
1969	5	9	0	Totals	7	21	0
1970	1	5	1	Dick Nolan			
Totals	13	34	2	1978	7	9	0
J.D. Roberts				1979	8	8	0
1970	1	6	0	1980	0	12	0
1971	4	8	2	Totals	15	29	0
1972	2	11	1	Dick Stanfel			
Totals	7	25	3	1980	1	3	0
John North				O.A. (Bum) Phillips			
1973	5	9	0	1981	4	12	0
1974	5	9	0	1982	4	5	0
1975	1	5	0	1983	8	8	0
Totals	11	23	0	1984	7	9	0
Ernie Hefferle				Totals	23	34	0
1975	1	7	0				

Coaching Staff

KING HILL, Offensive Coordinator



Joining the Saints in 1981, King Hill will be in his 28th season in the NFL as a player, scout and coach.

Hill was chosen by the Chicago Cardinals in the 1958 NFL draft, the first player selected that year. He quarterbacked the 1958 College All Stars to a rare victory over the pros.

Hill played quarterback for 12 seasons with Chicago (1958- 60), Philadelphia (1961-67), Minnesota (1968) and St. Louis (1969). He set the Eagles' record for longest touchdown pass (92 yards).

In 1970, Hill joined the Houston Oilers as scout, and was instrumental in drafting QBs Dan Pastorini and Lynn Dickey. The next season, he coached the quarterbacks for the Oilers. From 1978-80, Hill's offense led the Oilers to three consecutive playoff appearances.

Hill was born in Hamilton, Texas November 8, 1936. He and his wife, Sharon, reside in Destrehan with their son, Cody.

WADE PHILLIPS, Defensive Coordinator



Under Wade Phillips, the Saints defense led the NFC in total defense in 1983, and the entire NFL in pass defense 1983-84.


Phillips joined the Saints in 1981 from Houston, where he was defensive line coach for five seasons (1976-80). The Oilers made three playoff appearances, and played in two AFC championship games during Phillips' tenure.

Phillips graduated from Port Neches-Groves High School lettering in football, basketball and baseball. He attended the University of Houston, and started three seasons at linebacker for the Cougars.

He started his coaching career under Bill Yeoman at Houston in 1969. He later coached at Oklahoma State (1973-74), Kansas (1975) and Orange High School (1970-72).

Wade was born June 21, 1947 at Orange, Texas. He and his wife, Laurie, live in Destrehan with their children, Tracy and Wesley.

ANDY EVEREST, Tight Ends



Now in his 31st season as football coach and administrator, Andy Everest joined the Saints in 1981.


Everest joined the Saints staff from North Texas State, where he served as assistant head coach (1973-78) and athletic director (1978-81).

In addition to his tenure at North Texas State, Everest has served at Utah (1953-57), Stanford (1958-62), Foothill College (1963-64), California-Santa Barbara (1965-71) and Southern Methodist (1972).

Everest was a four-year starter at center and team captain his senior year at his alma mater, Texas-El Paso.

Andy was born October 27, 1924 at Wichita Falls, Texas. Parents of four children, Tom, Alan, Andy and Kathy, Everest and his wife, Bonnie, live in Destrehan.

MARK HATLEY, Defensive Backfield



Joining the Saints staff in 1984 as a scout, Mark Hatley takes over as defensive backfield coach in 1985.

Hatley played linebacker at Oklahoma State 1968-72. He started his coaching career at his alma mater and served there 1973-76. He moved to Texas Christian (1977-82) and Baylor (1983) as defensive backfield coach before

joining the Saints staff.

Mark was born September 9, 1949 at Borger, Texas. He and his wife, Claudia, live in Destrehan with their daughter, Eliza.

EXPERIENCE

The 54 players on the Saints 1985 veteran roster have a total of 220 years of playing experience in the NFL. The average experience per player is 4.0 years.

JOHN LEVRA, Offensive Backfield



Entering his fifth season on the Saints staff, John Levra came to New Orleans from British Columbia of the Canadian Football League. Under his direction, the Saints had the NFL's leading rusher in 1981, and have 20 100-yard individual rushing games.

John played linebacker at Pittsburg (Kan.) State. After seven years of coaching in Kansas high schools (1959-65), he started coaching in the college ranks as an assistant at New Mexico Highlands in 1966, and was head coach 1967-70. His four-year record was 35-4-1. He moved to Stephen F. Austin State as head coach and athletic director (1971-74) where his football teams were 18-5 in his final two seasons and made the only bowl appearance in school history. He moved to Kansas University as offensive coordinator (1975-78) and assumed the same position at North Texas State (1979).

John was born at Arma, Kansas, October 2, 1937. He and his wife, Rosie, have two children, Craig and Gina. They live in Destrehan.

CARL MAUCK, Offensive Line




Carl Mauck joined the Saints in 1982 following a NFL playing career that spanned 13 years.

Mauck was selected by the Baltimore Colts in the 13th round of the 1969 NFL draft after graduating with honors from Southern Illinois University. He played with the Colts, Miami Dolphins and San Diego Chargers before going to the Houston Oilers in a 1975 trade. He was coached for six seasons by O.A. (Bum) Phillips. During his playing career, he played in 156 consecutive games, starting 155 consecutively.

He retired following the 1981 season and was scheduled to begin a radio show in the Houston area before joining the Saints staff.

Mauck is a native of McLeansboro, Illinois, where he was born July 7, 1947. He and his wife, Vicki, have four children: Timothy, Chrissy, Teresa and Cathy. They live in Destrehan.

RUSSELL PATERNOSTRO, Strength



Russell Paternostro joined the Saints in 1981 after success at training both individuals and teams at every level of competition.

A New Orleans native, Paternostro graduated from West Jefferson High School, and attended San Diego State University. He played football in high school and also at Camp Pendleton, California during his Navy

tour of duty.

Paternostro returned to New Orleans in 1962, and managed and owned health clubs in the New Orleans area.

Paternostro was born July 21, 1940 in New Orleans. He and his wife, Mercy, have two daughters, Angela and Robyn. They reside in Jefferson.

HAROLD RICHARDSON, Wide Receivers



Joining the Saints staff in 1981 as special teams coach, Harold Richardson was named wide receivers coach in 1985.

A tight end at Southern Methodist University, Richardson played on one of only three Mustang teams to win the Southwest Conference championship in 35 years. He also was an all-conference selection in baseball, and lettered two years for the Mustangs.

Richardson coached at SMU after graduation (1971-72), and moved to Oklahoma State (1973-76). He was on the staff at Texas Christian (1977-78) before becoming defensive coordinator at North Texas State (1978-80).

Harold was born September 27, 1944 at Houston, Texas. He and his wife, Ramona, live in Destrehan.

NICKNAMES

Tyrone Anthony — 'T.A.'

Kenny Duckett — 'Duck'

James Geathers — 'Jumpy'

Larry Hardy — 'Buster'

Steve Korte — 'Jumbo'

Jim Kovach — 'Doc'


Jimmy Rogers — 'Wolf'

Chris Ward — 'Cubby'

Dennis Winston — 'Dirt'

Tyrone Young — 'Ty in the Sky'

JOE SPENCER, Quality Control



Joining the Saints in 1981 as offensive line coach, Joe Spencer was named to his present position in 1983.

Spencer played offensive tackle at Oklahoma State. He played professionally with the Brooklyn Dodgers (1948), Cleveland Browns (1949-50) and Green Bay Packers (1951-52).

His first coaching job was at Austin (Texas) College as head coach (1952-60). He then coached with the newly-organized Houston Oilers as the Oilers won the first AFL championship game in 1961. After leaving the Oilers in 1965, he coached with the CFL Edmonton Eskimos (1966-67), and returned to the AFL with the New York Jets (1968-70). With the Jets, he coached the line that protected Joe Namath in their Super Bowl III upset of the Baltimore Colts.

After a year at St. Louis (1971), Spencer coached at Kansas University (1972-73), and at the WFL Chicago Fire (1974) before joining the Kansas City Chiefs (1975-80).

Parents of two children, Jeff and Sara, Spencer and his wife, Betty, live in Destrehan.

JOHN PAUL YOUNG, Linebackers



In addition to John Paul Young's chores as Saints linebacker coach, he is also the general manager of the team's Metairie practice facility. He joined the Saints in 1981 from Houston.

Young played college football at Texas-El Paso. He was a four-year starter at linebacker, and captained the Miners his senior season.

Young's coaching career began under O.A. (Bum) Phillips at Texas-El Paso (1962-64). After three years at Jacksonville (Texas) High School (1964-66), he coached at SMU (1966-68) and Oklahoma State (1969). He then spent eight years at Texas A&M (1970-77). The Aggies led the Southwest Conference four consecutive years in total defense during Young's tenure.

Young held the post of linebackers and special teams coach with the Houston Oilers (1978-80). The Oilers made the playoffs all three years.

Young was born December 31, 1939 at Dallas, Texas. He and his wife, Dolores, have two sons, John Paul, Jr. and Jason Phillips. They reside in Destrehan.

WILLIE ZAPALAC, Defensive Line



Under Willie Zapalac's direction, the Saints defensive line is a vital part of the NFL's leading pass defense in 1983 and 1984.

Zapalac joined the Saints in 1981 from Buffalo, where he coached 1978-80. The Bills won the AFC Eastern Division crown in 1980.

Zapalac lettered four years at Texas A&M. He played in two College All-Star games and


two East-West Shrine games.

He started his coaching career at A&M (1953-60), and moved to Texas Tech (1961-62) and Oklahoma State (1963) before serving at the University of Texas for 12 years (1964-75) under Darrell Royal.

His first pro coaching job came with the St. Louis Cardinals (1976-77) as defensive line coach. He moved to Buffalo before coming to the Saints.

Willie and his wife, Dorothy, have three children: sons Bill and Jeff, who played on national championship teams at Texas coached by their father, and daughter Jill. They reside in Destrehan.

DEAN KLEINSCHMIDT, Trainer




Now in his 17th year with the Saints, Dean Kleinschmidt was appointed head trainer in 1971. He was, at that time, the youngest head trainer in the NFL.

A native of Morgan, Minnesota, Kleinschmidt attended Indiana University. He served as student assistant trainer and staff assistant trainer.

Since joining the Saints in 1969, he has served annually on the Senior Bowl staff as trainer. He has lectured in Sweden in 1976, Mexico City in 1978, and in Bahrain, an Arabian province, in 1984. He also serves as clinical director of the Sports Medicine Center at Slidell Memorial Hospital. He is a member of the board of directors of the Professional Football Athletic Trainers Society.

Dean and his wife, Marlene, live in Metairie with their son, Rhett.

KEVIN MANGUM, Assistant Trainer



Kevin Mangum was named Saints assistant trainer in 1981.

Mangum served as student trainer at Southwest Mississippi Junior College for two seasons. He also spent two years at his alma mater, the University of Southern Mississippi where he graduated with a bachelor's degree in athletic administration and coaching

with a specialization in athletic training.

A native of Tylertown, Mississippi, Kevin is single and resides in River Ridge.

DAN SIMMONS, Equipment Manager




A fifteen-year veteran of the equipment room, Dan Simmons is the second in a family of NFL equipment managers. Father Bill is equipment manager for the St. Louis Cardinals.

Simmons joined the Saints in 1973 after assisting his father in St. Louis for two seasons. A graduate of Meramec College in St. Louis, Dan served four years in the Navy following his graduation.

Dan and his wife, Elaine, live in Mandeville with their three children, Tracy, Tony and Amy.

GLENNON POWELL, Assistant Equipment Manager



Better known as Silky, Powell joined the Saints in 1975.

A native of New Orleans, Powell worked in physical education with the New Orleans Recreation Department. He also served as a coach and manager at his alma mater, Redemptorist High School.

Silky is single and resides in the Irish Channel area of New Orleans.

LESTER VALLET, Grounds Superintendent



Lester Vallet joined the Saints in 1979 with extensive experience in sports facility management and maintenance.

Vallet was stadium superintendent at Tulane University for 12 years. He also served as field crew supervisor at the Louisiana Superdome for three years before joining the Saints staff.

Lester and his wife, Carolyn, have two sons, Lester, Jr. and Melvin. They live in New Orleans.

ERBY AUCOIN, Director of Photography



Erby Aucoin joined the Saints in 1968, and since then has set the pace in the NFL in team photography.

A native of Napoleonville, La., Aucoin graduated from LSU. Under his direction, the Saints were the first NFL team to have a complete film laboratory, which Aucoin operates from the team's Metairie practice facility.

In addition to his photography talents, Aucoin is also a carpenter and an accomplished Acadian chef.

Erby and his wife, Rosalie, reside in River Ridge. They have three sons, Erby III, Albert and Douglas; and five daughters, Patricia, Jayne, Cynthia, Deidra and Michelle.

ALBERT AUCOIN, Photographer




Son of director of photography Erby Aucoin, Albert has been with the Saints since 1976, when he started as a photographer in training camp. He joined the staff fulltime in 1980.

Albert graduated from East Jefferson High School in New Orleans. A native New Orleansian, Albert and his wife, Lori, reside in Mandeville.

SCOUTING

JOE WOOLLEY, Director of Scouting



Joe Woolley joined the Saints in 1981 as player personnel scout after serving the Houston Oilers as director of scouting for three seasons. He was named to his present position in 1984.

Woolley joined the Oilers in 1973, and left to enter private business in 1975. He returned to head the Oilers' scouting effort.

He has coached successful high school teams at Galveston (Texas) Ball High School and Texarkana (Ark.) High School, leading both teams to state playoff berths.

A graduate of Oklahoma State University where he played offensive and defensive tackle, Joe lives in Metairie.

BOBBY BALDWIN, Player Personnel Scout



Joining the Saints in 1981, Bobby Baldwin lends over a quarter-century of football experience to the staff.

Baldwin served on the staff of the Houston Oilers as scout 1978-80. Prior to joining the Oilers, he coached at Texas-El Paso, Middle Tennessee State, and Kansas University. Baldwin also served as assistant coach at the University of Houston for nine years, working with O.A. (Bum) Phillips for three of those seasons. He is in his 28th year in football.

Baldwin has four children: daughter Mickie, and sons Robby, John and Billy. He and his wife, Patsy, live in Destrehan.

HAMP COOK, Player Personnel Scout



Since joining the Saints in 1973, Hamp Cook enters his 13th season as a capable and experienced member of the scouting corps.

Cook coached high school teams in Mississippi and Alabama and was an assistant coach at the University of Southern Mississippi for eight years before joining the Saints. He graduated from Southern Mississippi with a

masters degree in physical education.

Hamp and his wife, Tinkey, live in Hattiesburg, Mississippi. They have three children, Chuck, Tracey and Kyle.

ADMINISTRATION

BRUCE BROUSSARD, Director of Administration



Appointed to his present position in 1985, Bruce Broussard joined the Saints as ticket manager in 1983.

Broussard came to the Saints from LePavillion Hotel in New Orleans, where he served eight years, four as general manager.

A New Orleans native, Broussard attended Cor Jesu High School and Loyola University, where he graduated with a degree in accounting. He is a past president of the New Orleans Hospitality Accountants Association, and was on the board of directors of the New Orleans Hotel and Motel Association.

Bruce and his wife, Lynn, live in Metairie. They have two sons, Bruce, Jr. and Mark.

CHARLEEN SHARPE, Assistant Controller



Charleen Sharpe joined the Saints staff during the 1981 season.

Charleen served as assistant controller for First Homestead Federal Savings and Loan Corporation for eight years before joining the Saints.

A New Orleans native, Charleen graduated from Andrew Jackson High School and attended the University of New Orleans.

Charleen and her husband, Floyd, reside in Chalmette with their two children, Melissa and Matthew.

BARRA L. BIRRCHE, Director of Marketing/Travel Coordinator



Now in his 15th season with the Saints, Barra Birrcher was named to his present post in 1981.

Birrcher joined the Saints in 1971 as entertainment director. He took on the added duties of game program advertising director in 1977 and travel coordinator in 1979.

A New Orleans native and graduate of the University of New Orleans, Birrcher is a former publicity director at the Fair Grounds. He had his own advertising agency and is a past president of the Advertising Club of New Orleans.

Barra and his wife, Kay, live in Metairie with their two children, Christine and David.

SANDY KING, Ticket Manager



Sandy King was appointed to her present position after 17 years of service in the Saints ticket office.

King joined the ticket office staff in 1968. She was appointed ticket office supervisor in 1984.

A native of Detroit, Michigan, Sandy graduated from Harperwoods High School.

She has two sons, Gary and Steve. Sandy lives in New Orleans East.

JAY ROMIG, Data Processing Manager




Jay Romig enters his ninth season with the Saints. He was named to his present position in 1979.

Romig started in the training room with the Saints, serving there 1977-78 as assistant trainer.

He also served as assistant trainer for the University of New Orleans for one year, and was named head trainer, holding that title for a year.

A native New Orleanian and UNO graduate, Romig attended Brother Martin High School. He is single and resides in New Orleans.

GREG SUIT, Director of Public Relations



Greg Suit is in his ninth season with the Saints. He was appointed to his present position in 1981.

Suit came to the Saints in 1977 as assistant director of public relations. He was promoted to publicity director in 1980.


Suit was sports information director and assistant athletic director at the University of New Orleans for five years. He won four national awards for his sports publications.

A native of Cincinnati, Ohio, Suit graduated from Miami University (Ohio) and worked as a news writer for the Middletown (Ohio) Journal.

In 1984, Suit was tabbed by the National Football League to assist the NFC squad at the Pro Bowl at Honolulu, Hawaii. He has also served on the NFL staff of two Super Bowl games.

Greg and his wife, Karen, live in New Orleans with their son, Ted.

RUSTY KASMIERSKY, Assistant Director of Public Relations



Rusty Kasmiersky joined the Saints staff in 1981.

Kasmiersky served as student assistant sports information director at Southwest Texas State University for three years, where he graduated in 1979. He then served one year as sports information director at Angelo State University.

Kasmiersky worked for the Saints 1975-79 as an equipment manager in training camp. A native of Garwood, Texas, Rusty and his wife, Donna, live in Kenner.

SYLVIA ALFORTISH, Public Relations Assistant



Sylvia Alfortish was named to her present position in 1983. She is entering her twelfth season in the Saints public relations office, serving as secretary since 1974.

Alfortish graduated from McDonogh High School. A native of New Orleans, Sylvia resides in Chalmette with her three sons, Sean, Todd and Jeffrey.

Saints Bench COACHING



Fran Albright
Head coach



Ellen Frisard
Coaching



Yvette Arceneaux
Receptionist

ADMINISTRATION



Clara Lesslie
Receptionist



Barbara Schoen
Administration



Linda Bourgeois
Business



Rachel Landreneau
Marketing



Sam Surtain
Clerk

TICKETS



Elizabeth Mitchell



Judy Chavis



Fran Pope



Terry Exsterstein

1985 SAINTS VETERANS



7 MORTEN ANDERSEN

Kicker 4th Year With Saints

Ht: 6-2 Wt: 200 College: Michigan State

Born: August 19, 1960 at Struer, Denmark

Joined Saints: Draft Choice No. 4, 1982

PRO: Has become most accurate field goal kicker in Saints history (min. 35 att.) with .714 percentage . . . totaled 94 points in 1984, five short of team record . . . has scored in 18 consecutive games, second on Saints alltime list (Charlie Durkee, 41) . . . needs 13 FGs to become Saints career leader . . . hit career longest field goal (53 yds) on last play at Cleveland 10/28 to win game 16-14 . . . is 5-8 on 50-yard-plus attempts in his career . . . also perfect 17-17 from inside 30 yards in his career . . . is 8-10 from 30-39 yards . . . is perfect on game-ending attempts in career: 41 vs. Chicago 9/18/83; 35 at Atlanta 10/9/83; 52 at Philadelphia 12/11/83; 53 at Cleveland 10/28/84 . . . also kicks kickoffs deep, 22 of his 65 kickoffs in 1984 were not returned . . . career started auspiciously with sprained ankle on opening kickoff vs. St. Louis in 1982, but missed only one game that year because he recovered from ankle injury during players' strike.

COLLEGE: First team all-America as senior by UPI, Walter Camp, and Sporting News . . . played in 1982 Blue-Gray and Senior Bowl games . . . also all-academic Midwest as senior with 3.25 GPA . . . kicked school record 63-yard field goal as senior . . . had only 17 of 56 kickoffs returned senior season . . . dual major, communications and German.

PERSONAL: Attended Davis High School in Indianapolis, Indiana as exchange student . . . came to United States in 1977 with the notion of not being involved in sports . . . was member of Danish national handball team, as was his father . . . never kicked a football until coming to U.S . . . started playing soccer at age five . . . speaks six languages (Danish, Swedish, Norwegian, German, French, English) . . . was voted Saints' Lite/NFL Man of the Year in 1984 for his philanthropic efforts in the New Orleans area, including Last Wish, Ronald McDonald House, and Children's Hospital . . . Morten's 'Kicks for Kids' program has raised \$2,500 in 1983 and \$6,000 (\$300 per field goal) in 1984 . . . nominated by New Orleans area Jaycees as Most Outstanding Young Man in 1984 . . . poster produced during 1984 season sold

10,000 copies . . . appeared in dinner theatre play that ran several weeks during 1985 offseason . . . single . . . lives in Harahan.

GAMES PLAYED: (1982, 8); (1983, 16); (1984, 16). Totals 40.

STATISTICS

Year	PAT	1-19	20-29	30-39	40-49	50 +	Tot.	BK	Pts.
1982	6-6	-	-	1-1	1-3	0-1	2-5	0	12
1983	37-38	2-2	8-8	3-4	2-6	3-4	18-24	2	91
1984	34-34	-	9-9	4-5	5-10	2-3	20-27	1	94
TOTALS	77-78	2-2	17-17	8-10	8-19	5-8	40-56	3	197



22 TYRONE ANTHONY

Running Back 2nd Year With Saints

Ht: 5-11 Wt: 212 College: North Carolina

Born: March 3, 1962 at Winston-Salem, North Carolina

Joined Saints: Draft Choice No. 3b, 1984

PRO: Excellent runner and pass-catcher who made significant contributions to both offense and special teams . . . was voted by teammates as Rookie of the Year . . . scored first professional TD vs. Tampa Bay 9/9 (two-yard run) . . . surprise as kickoff returner with 22 for 490 yards . . . 64-yard kickoff return at Dallas 10/21 was NFC's longest through first 11 weeks of 1984 . . . missed only one game (at Chicago 10/7) . . . caught 12 passes on season including 32-yarder on screen pass vs. Green Bay 11/4 . . . expected to see more action in Saints backfield in 1985.


COLLEGE: Finished third in ACC rushing senior year with 1,063 yards sharing time with teammate Ethan Horton . . . rushed for 232 yards in final collegiate game . . . played in Japan Bowl . . . majored in radio and television communications.

PERSONAL: Attended West Forsythe (North Carolina) High School where he was all-America in football . . . prefers to be called 'T.A.' . . . single . . . lives in Pfafftown, N.C. in offseason.

GAMES STARTED/PLAYED: (1984, 0/15).

STATISTICS

Year	RUSHING					RECEIVING					KICKOFF RETURNS				
	No.	Yds.	Avg.	LG	TD	No.	Yds.	Avg.	LG	TD	No.	Yds.	Avg.	LG	TD
1984	20	105	5.3	19	1	12	113	9.4	32	0	22	490	22.3	64	0



85 HOBY BRENNER

Tight End 5th Year With Saints

Ht: 6-4 Wt: 240 College: Southern California

Born: June 2, 1959 at Linwood, California

Joined Saints: Draft Choice No. 3b, 1981

PRO: Led team in receiving TDs last season with six . . . 28 catches was fifth on team, 554 receiving yards was second . . . 36 points ranked third . . . rated most effective tight end in NFL, third receiver overall in NFC in 1984 based on receptions per game, average per catch and TD percentage . . . caught a pass in all but three games in 1984 . . . had two 100-yard receiving days in 1984 (6-131 vs. St. Louis 9/23 and 3-101 vs. Cincinnati 12/9) . . . caught four passes for 96 yards and both TDs in 17-13 win at Atlanta 11/11 . . . caught 'hail Mary' 54-yard scoring pass on last play of first half 12/9 vs. Cincinnati to give Saints lead . . . second on team in catches in 1983 with 41 . . . has started 32 consecutive games at tight end . . . ranks ninth among alltime Saints receivers in reception yardage, third among tight ends . . . 15.7 average ranks him first among tight ends in team history . . . pro career started slowly in 1981 as he was on injured reserve with bothersome turf toe six of first seven games . . . missed final game of 1982 on injured reserve (knee) to snap string of eight starts . . . drafted with choice acquired from Minnesota in the Steve Riley trade.

COLLEGE: Led USC receivers in total yards in 1980 . . . his 26 receptions were the most for a USC tight end since 1972 . . . honorable mention all-America in 1980, and 2nd team all-PAC 10 . . . also 1979 first team all-West Coast . . . majored in business.

PERSONAL: Attended Fullerton (California) High School . . . led basketball team to state semifinals in 1976 . . . full name is Hoby F.J. Brenner . . . brother is NCAA standout in shotput and discus . . . married in 1985 offseason (Alexis) . . . lives in Fullerton in offseason.

GAMES STARTED/PLAYED: (1981, 1/9); (1982, 8/8); (1983, 16/16); (1984, 16/16). Totals 41/49.

Year	RECEIVING				
	No.	Yards	Avg.	LG	TD
1981	7	143	20.4	34	0
1982	16	171	10.7	25	0
1983	41	574	14.0	38	3
1984	28	554	19.8	57	6
Totals	92	1442	15.7	57	9



67 STAN BROCK

Tackle 6th Year With Saints

Ht: 6-6 Wt: 288 College: Colorado

Born: June 8, 1958 at Beaverton, Oregon

Joined Saints: Draft Choice No. 1, 1980

PRO: Held his position at right tackle longer than any Saints offensive lineman in 1984, but torn knee ligaments in week 14 sent him to the injured reserve list . . . injury ended 67-game starting streak, and the last two games were the first he has missed since becoming a Saint in 1980 . . . doctors expect rehabilitation to be complete by start of 1985 training camp . . . received Pro Bowl votes every year . . . all-rookie selection in 1980 by UPI and Pro Football Weekly.

COLLEGE: Called by Colorado coach Chuck Fairbanks "the best pass blocker in college football" his senior year . . . first team all-Big Eight in 1979 . . . played in Hula and Senior Bowls . . . started every game at right tackle as junior and senior . . . team captain and four-year letterman . . . majored in physical education.

PERSONAL: Attended Jesuit High School in Beaverton, Oregon . . . made all-state team at tackle . . . also lettered in basketball and track . . . brother Pete is center with the New England Patriots, and was their No. 1 pick in 1976 . . . brother Willie is former draft choice of Kansas City Chiefs . . . brother Ray is in his third year as footballer at LSU . . . father is retired riverboat fireman . . . spends offseason time on 700-acre ranch in The Dalles, Oregon . . . full name is Stanley James Brock . . . married (Lori) with three daughters (Sarah 12/24/79, Jessica 5/15/81, and Rachel 9/27/84) . . . lives in Mandeville.

GAMES STARTED/PLAYED: (1980, 12/16); (1981, 16/16); (1982, 9/9); (1983, 16/16); (1984, 14/14). Totals 67/71.



35 EARL CAMPBELL

Running Back 2nd Year With Saints, 8th in NFL

Ht: 5-11 Wt: 233 College: Texas

Born: March 29, 1955 at Tyler, Texas

Joined Saints: Trade from Houston, 1984

PRO: Joined team after sixth game in 1984 (10/8), carried 50 times for 190 yards as Saint . . . expected to carry the brunt of the Saints

running attack in 1985 . . . five-time Pro Bowler was first player drafted in 1978 . . . three-time NFL Most Valuable Player (1978-80) . . . led NFL in rushing his first three years (1978-80) and the AFC his first four seasons . . . best season was 1980 when he rushed for 1,934 yards (no. 3 total in NFL history), including all four of his career 200-yard rushing games . . . 39 career 100-yard games . . . best career overall game was with Oilers vs. Miami 11/20/78 in memorable Monday night contest when he rushed for 199 yards and scored 4 TDs, one on a game-clinching 81-yard run late in the contest . . . had arthroscopic knee surgery prior to 1984 season (May) . . . until 1984, missed only five starts during his seven regular seasons, a span of 85 games.

COLLEGE: Heisman Trophy winner, consensus all-America his senior year . . . rushed for 4,444 career yards in four seasons, despite missing seven games junior year (1976) with hamstring injury . . . gained more than 100 yards on the ground 18 times, including three 200+ yard games . . . selected as the SWC Offensive Player of the Decade (1970's) . . . holds degree in speech communications.

PERSONAL: Attended John Tyler High School in Tyler, Texas . . . active in charity work to benefit sickle cell research, sponsors annual golf tournament in Houston with teammate Tim Wilson to raise funds to combat sickle cell disease . . . married (Reuna) with son (Earl Christian II 10/28/83) . . . resides in Tyler in offseason where he raises cattle on his ranch.

GAMES STARTED/PLAYED: (1978, 14/15); (1979, 16/16); (1980, 15/15); (1981, 16/16); (1982, 9/9); (1983, 14/14); (1984, 6/14). Totals 90/99. Totals with Saints 0/8.

Year	RUSHING					RECEIVING				
	No.	Yds.	Avg.	LG	TD	No.	Yds.	Avg.	LG	TD
1978 (Oilers)	302	1450	4.8	81	13	12	48	4.0	20	0
1979 (Oilers)	368	1697	4.6	61	19	16	94	5.9	46	0
1980 (Oilers)	373	1934	5.2	55	13	11	47	4.3	10	0
1981 (Oilers)	361	1376	4.6	43	10	36	156	4.3	17	0
1982 (Oilers)	157	538	3.4	22	2	18	130	7.2	46	0
1983 (Oilers)	322	1301	4.0	42	12	19	216	11.4	66	0
1984 (Oilers,Saints)	146	468	3.2	22	4					
Totals	2029	8764	4.3	81	73	112	691	6.2	66	0

EARL CAMPBELL'S TOP RUSHING PERFORMANCES

Date	Opp	Att.	Yds.	Avg.	LG	TD
11/16/80	at Chicago	31	206	6.6	42	0
12/21/80	Minnesota	29	203	7.0	41	1
10/19/80	Tampa Bay	33	203	6.2	28	0
10/26/80	Cincinnati	27	202	7.5	55t	2
11/20/78	Miami	28	199	7.1	81t	4



65 DAVID CARTER


Center Second Year With Saints, 9th in NFL
Ht: 6-2 Wt: 275 College: Western Kentucky
Born: November 27, 1953 at Vincennes, Indiana
Joined Saints: Free Agent, 1984

PRO: Signed 10/30 with Saints, saw action in seven games with New Orleans in 1984 . . . saw action at guard and tackle, as well as on special teams . . . played seven years with Oilers before being released in 1984 . . . left Oilers with streak of 38 consecutive starts at center, and 103 consecutive games played, every game since coming into NFL in 1977 . . . drafted by Oilers in sixth round of 1977 draft . . . can also handle the deep snap.

COLLEGE: Four-year starter, selected to all-Ohio Valley Conference team as junior and senior . . . played in North-South All Star game . . . team captain senior year . . . also catcher on baseball team . . . majored in physical education.

PERSONAL: Attended Lincoln Heights High School in Vincennes, Indiana . . . married (Beth) with son (John Tyler, 6/4/85) . . . lives in Sugarland, Texas in offseason.

GAMES STARTED/PLAYED: (1977, 0/14); (1978, 0/16); (1979, 2/16); (1980, 2/16); (1981, 13/16); (1982, 9/9); (1983, 16/16); (1984, 0/7). Totals 42/110. Totals with Saints 0/7.



75 BRUCE CLARK

Defensive End 4th Year With Saints
Ht: 6-3 Wt: 281 College: Penn State
Born: March 31, 1956 at New Castle, Pennsylvania
Joined Saints: Trade with Green Bay, 1982

PRO: Continuing to improve and impress, was voted to 1985 Pro Bowl . . . voted by teammates 1984 Most Valuable Defensive Player . . . had 10.5 sacks for 68 yards in losses, second on team . . . sixth on team tackle chart with 168 total . . . had five sacks in Saints' first three games . . . big game 11/19 vs. Pittsburgh with sack, two fumble recoveries, and interception earned him NFC Defensive Player of the Week . . . missed game at Chicago 10/7 with pulled groin muscle . . . has missed only two games in three-year NFL career . . . came

to Saints in 1982 from Toronto of CFL where he played for two seasons . . . was drafted by Green Bay in first round of 1980 . . . Saints gave Packers a no. 1 1983 draft choice to acquire him.

COLLEGE: Consensus all-America 1978 and 1979 . . . Lombardi Trophy winner in 1978 . . . finalist for Lombardi Trophy three years . . . Outland Trophy finalist in 1978 . . . started six games freshman season at LB . . . majored in food service and housing administration.

PERSONAL: Attended New Castle (Pennsylvania) High School . . . captain of football and basketball teams . . . also competed in track, holds school record in pole vault . . . star on wrestling team as well . . . married (Sandra) with son (Justin 6/15/83) and daughter (Rachel Lauren 3/19/85) . . . spends offseasons working in hotel management . . . assists American Heart Association with fund-raising and promotional projects . . . lives in Metairie.

GAMES STARTED/PLAYED: (1982, 9/9); (1983, 15/15); (1984, 15/15). Totals 39/39.

SACKS		
Year	No.	Yards Lost
1982	5.5	51
1983	4.5	44
1984	10.5	68
Totals	20.5	163



68 KELVIN CLARK

Guard 4th Year With Saints, 7th in NFL
Ht: 6-3 Wt: 273 College: Nebraska
Born: January 30, 1956 at Odessa, Texas
Joined Saints: Trade with Denver, 1982

PRO: Versatility made him invaluable in 1984 for Saints, started all but one game at some position in the offensive line . . . went into training camp vying for starting guard spot, was pressed into service as tackle following first game in place of injured LT Dave Lafary . . . played every offensive line spot except center during the season . . . will again press for starting guard position in 1985 . . . underwent arthroscopic knee surgery following 1984 season, had the same surgery after 1983 season . . . saw a lot of playing time in 1983 despite not starting a game . . . scored first NFL TD when he recovered fumble in end zone at Tampa Bay 10/23/83 . . . was drafted in first round by

Denver in 1979 as tackle . . . came to Saints in 1982, was switched from tackle to guard . . . Saints gave fourth-round draft choice in 1984 draft to get him.

COLLEGE: Regarded as the strongest lineman in Nebraska history at the time of his graduation . . . made five first-team all-America squads in 1978, and was honorable mention all-America in 1977 . . . started junior and senior seasons at tackle for Cornhuskers . . . played in Challenge and Hula Bowl games . . . majored in physical education.

PERSONAL: Attended Odessa (Texas) High School . . . participated in football and was third baseman on the baseball team . . . married (Judy) . . . lives in Mandeville.

GAMES STARTED/PLAYED: (1979, 0/15); (1980, 5/14); (1981, 3/16); (1982, 0/9); (1983, 0/16); (1984, 15/16). Totals 23/86. Totals with Saints 15/41.



83 KENNY DUCKETT

Wide Receiver 4th Year With Saints
Ht: 6-0 Wt: 179 College: Wake Forest
Born: October 1, 1959 at Winston-Salem, North Carolina
Joined Saints: Draft Choice No. 3c, 1982


PRO: Saw most of his 1984 action on kickoff returns . . . had 29 returns for 580 yards . . . caught only three passes for 24 yards . . . spent last five games on reserve/non-football illness (diabetic condition) . . . had fine 1983, caught 31 passes and returned 33 kickoffs . . . 41-yard kickoff return helped set up winning field goal in final minute at Atlanta 10/9/83 . . . returned kickoff for 95 yards and TD vs. St. Louis 9/4/83, but was brought back by penalty . . . came back in fourth quarter of that game to catch 35-yard TD pass to ice the game . . . has started one game in his career, had five catches for 53 yards and TD vs. Chicago 9/18/83 . . . possesses excellent speed . . . drafted with choice acquired from Washington for TE Henry Childs.

COLLEGE: Converted tailback made switch after redshirt season to wide receiver . . . honorable mention all-America by Sporting News . . . set ACC record in 1980 for TD receptions in a season with 12 . . . played in 1980 Tangerine Bowl against LSU . . . also participated in 1982 Japan Bowl . . . majored in speech, communications and theatre.

PERSONAL: Attended Reynolds High School in Winston-Salem, North Carolina . . . scored 20 TDs and rushed for over 2,000 yards in his high school career . . . one of few professional athletes with diabetes, takes insulin injections twice daily . . . married (Wendy) . . . maintains off-season home in Kenner.

GAMES STARTED/PLAYED: (1982, 0/7); (1983, 1/14); (1984, 0/11). Totals 1/32.

Year	RECEIVING					KICKOFF RETURNS				
	Rec.	Yds.	Avg.	LG	TD	No.	Yds.	LG	TD	
1982	12	196	16.3	31	2	2	39	25	0	
1983	31	283	9.1	48	2	33	719	61	0	
1984	3	24	8.0	11	0	29	580	39	0	
Totals	46	503	10.9	48	4	64	1338	61	0	



63 BRAD EDELMAN

Guard 4th Year With Saints

Ht: 6-6 Wt: 262 College: Missouri

Born: September 3, 1960 at Jacksonville, Florida


Joined Saints: Draft Choice No. 2, 1982

PRO: Solidly entrenched as Saints' starting guard, tore knee ligaments at Chicago 10/7, requiring surgery . . . missed next five games on injured reserve, but came back to action and was starter 11/19 vs. Pittsburgh . . . started final five games . . . has made dramatic improvement each year as he perfects his game . . . center in college, was moved to guard rookie season, started every game that year . . . has started every game he has played in as a Saint (36) . . . could, if called upon, play any position in the offensive line . . . can make the deep snap on punts and field goals.

COLLEGE: Top-rated center in 1982 draft by scouting combine . . . NEA and Sporting News first team all-America, honorable mention by both wire services . . . was on the field 91 plays vs. Mississippi State senior year . . . played in 1982 Hula and Olympia Gold Bowls . . . majored in business and public administration.

PERSONAL: Attended Parkway North High School in Creve Coeur, Missouri . . . captained football, basketball and track teams there . . . diverse personal interests include experience as singer and choreographer . . . he and several teammates cut popular Saints record 'Who Dat' starring Aaron Neville during 1983 season . . . grandfather once offered him \$100 to quit football . . . single . . . resides in Kenner.

GAMES STARTED/PLAYED: (1982, 9/9); (1983, 16/16); (1984, 11/11). Totals 36/36.



99 TONY ELLIOTT

Nose Tackle 4th Year With Saints

Ht: 6-2 Wt: 275 College: North Texas State

Born: April 23, 1959 at New York, New York

Joined Saints: Draft Choice No. 5, 1982

PRO: Waived prior to 1984 season by Saints, was reactivated 11/24, saw action in final four games, started three . . . no sacks, but defended four passes and pressured the passer several times . . . extremely strong, quick and aggressive, is prototype nose tackle . . . had six sacks for 52 yards in losses in reserve role in 1983 . . . came to Saints smallish at 247 pounds in 1982, but weightlifting and roadwork has helped him bulk up to present 275-pound range.

COLLEGE: Displayed excellent quickness by making plays all over the field from his nose guard spot . . . coached in college by Saints assistant coach Harold Richardson, who was defensive coordinator at North Texas State . . . majored in business.

PERSONAL: Attended Harding High School in Bridgeport, Connecticut . . . helped organize and direct a developmental league for aspiring pro footballers in New Orleans area . . . single . . . lives in Kenner in offseason.

GAMES STARTED/PLAYED: (1982, 0/9); (1983, 0/12); (1984, 3/4). Totals 3/25.



26 JITTER FIELDS

Cornerback-Kick Returner 2nd Year With Saints

Ht: 5-8 Wt: 188 College: Texas

Born: August 16, 1962 at Dallas, Texas

Joined Saints: Draft Choice No. 5, 1984


PRO: Saw all his 1984 action on special teams . . . led Saints with 27 punt returns for 236 yards, returned 19 kickoffs for 356 more . . . 61-yard punt return vs. St. Louis 9/23 was longest in team history and set up important TD in Saints' 34-24 victory . . . missed games 9/30 at Houston (hip), vs. Rams 10/14 and at Dallas 10/21 (hamstring).

COLLEGE: Has 4.4 speed, started as walk-on at Texas ... saw action at both right and left cornerback, played extensively on special teams ... averaged 11.3 yards per punt return as senior ... played senior season behind high draft choices Mossy Cade (6th overall selection) and Fred Acorn (57th overall selection) ... majored in liberal arts.

PERSONAL: Attended Spruce High School in Dallas, Texas ... full name is Alfred Gene Fields ... single ... lives in Metairie in offseason.

GAMES STARTED/PLAYED: (1984, 0/13).

Year	No.	PUNT RETURNS					KICKOFF RETURNS				
		FC	Yds.	Avg.	LG	TD	No.	Yds.	LG	TD	
1984	27	6	212	8.7	61	0	19	356	29	0	



46 HOKIE GAJAN

Fullback 4th Year With Saints

Ht: 5-11 Wt: 226 College: Louisiana State

Born: September 6, 1959 at Baton Rouge,

Louisiana

Joined Saints: Draft Choice No. 10, 1981

PRO: Led NFL starting backs in yards per carry (6.0) in 1984 ... developed into a highly effective performer for Saints offense ... started 14 games, led team in rushing seven times on the season: at Houston 9/30 (11-90, 2 TDs); vs. Rams 10/14 (13-54, 1 TD); at Dallas 10/21 (9-78, 1 TD); at Cleveland 10/28 (7-52); vs. Green Bay 11/4 (3-19); vs. Cincinnati 12/9 (7-90) ... finished second on team in rushing, first in pass receptions ... did not fumble all year, stretching his streak to 113 carries without a fumble, among the top in NFL rushers ... took swing pass vs. Tampa Bay 9/9 and turned in 51-yard play inside two minutes, scored two plays later in 17-13 Saints victory ... 62-yard scoring run at Dallas 10/21 was career longest ... had scoring runs of 15 and 37 yards at Houston 9/30 ... TD reception at Cleveland 10/28 was first in his career ... 42 points ranked him second in team scoring ... nicknamed the 'Bayou Bowling Ball' by former Saints teammate Ken Stabler ... his 5.5-yard career rushing average is the highest for any Saints rusher who has run for over 1,000 yards ... only career 100-yard day was 11/21/83 vs. Jets on Monday night (13-113) ... came to Saints at 205 pounds, dedication and hard work brought him to present 226 ... strongest legs on team, leg presses 1,300 pounds ... spent 1981 on injured reserve list, the result of a freak car accident where he received a gash on his forehead re-

quiring stitches and making it impossible to wear a helmet ... broke his ankle working out while waiting for his forehead to heal.

COLLEGE: Lettered four years at LSU, was team captain in 1980 ... 1979 was best season when he led the Tigers in rushing with 568 yards ... also returned punts and kickoffs ... caught 18 passes in 1980 from fullback position ... majored in general business.

PERSONAL: Attended Baker (Louisiana) High School ... full name is Howard Lee Gajan, Jr ... featured on promotional poster given to fans at 1984 game ... Cajun heritage and outgoing personality makes him most requested player on team for personal appearances. ... married (Judy) with two daughters (Jennifer 4/28/78, and Kristin 6/2/83) ... lives in Mandeville.

GAMES STARTED/PLAYED: (1981, inj.); (1982, 4/9); (1983, 12/16); (1984, 14/14). Totals 30/39.

Year	No.	RUSHING					RECEIVING				
		Yds.	Avg.	LG	TD		No.	Yds.	LG	TD	
1982	19	77	4.1	12	0		3	10	9	0	
1983	81	415	5.1	58	4		17	130	26	0	
1984	102	615	6.0	62	5		35	288	51	2	
Totals	202	1107	5.5	62	9		55	428	51	2	

SAINTS DRAFT TRIVIA

In 19 college drafts (1967-85), the Saints have selected 293 players from 136 different colleges and universities.

BY POSITIONS: 46 runnings backs, 33 linebackers, 31 wide receivers, 27 cornerbacks, 27 safeties, 25 offensive tackles, 24 offensive guards, 24 defensive ends, 16 tight ends, 16 defensive tackles, 9 quarterbacks, 7 centers, and 8 kicking specialists.

BY SCHOOLS: 9 from Southern Cal; 8 from Michigan, Missouri, and *Tulane; 7 from Oklahoma; 6 from Notre Dame, Nebraska and Tennessee; 5 from Mississippi, Tulsa and Georgia.

*Bart Graves, Steve Barrios, Rusty Lachausse, Tommy Thibodeaux, Mike Truax, Charles Hall, Marvin Lewis and Treg Songy.



20 RUSSELL GARY

Strong Safety 5th Year With Saints
Ht: 5-11 Wt: 196 College: Nebraska
Born: July 31, 1959 at Minneapolis, Minnesota
Joined Saints: Draft Choice No. 2a, 1981

PRO: Started all 16 games in 1984, despite nagging injuries. . . fifth on team tackle chart with 189 total. . . defended 10 passes . . . recovered fumble vs. Atlanta 9/2. . . picked up blocked field goal, returned it 59 yards at San Francisco 9/16. . . career total 53 passes defended. . . named to UPI first team all-NFC in 1983. . . Pro Bowl alternate that year. . . intercepted game's first pass vs. Jets 11/21/83 that led to Saints TD. . . linebacker's strength and cornerback's speed make him one of the most respected DBs in the NFL. . . vital to high rankings that Saints 'D' has achieved since his arrival.

COLLEGE: Strongest defensive back in Nebraska history at time of his graduation. . . strength coaches all-America team in 1980. . . went to Nebraska as tailback, was converted to cornerback as sophomore, and opened junior year at strong safety. . . AP and UPI first-team all-Big Eight and AP honorable mention all-America senior year. . . defensive MVP in Senior Bowl. . . also played in East-West Shrine game. . . majored in broadcasting.

PERSONAL: Attended Central High School in Minneapolis, Minnesota. . . all-city, all-region, all-state in football senior year. . . Central High's Scholastic Athlete of the Year for highest GPA of any athlete . . . full name is Russell Craig Gary. . . spent last several offseasons working in public relations for Crescent Distributing Co. in New Orleans. . . single. . . lives in New Orleans.

GAMES STARTED/PLAYED: (1981, 14/14); (1982, 9/9); (1983, 14/14); (1984, 16/16). Totals 53/53.

Year	INTERCEPTIONS				SACKS	
	No.	Yds.	LG	TD	No.	Yds. Lost
1981	1	0	0	0	1	9
1982	2	25	19	0	3	27
1983	3	70	26	0	0	0
1984	None				None	
Totals	6	95	26	0	4	36



97 JAMES GEATHERS


Defensive End 2nd Year With Saints
Ht: 6-7 Wt: 267 College: Wichita State
Born: June 26, 1960 at Georgetown, South Carolina
Joined Saints: Draft Choice No. 2, 1984

PRO: Possesses fine speed and quickness . . . has improved from day one in training camp to last minute of rookie season . . . had six sacks for 60 yards lost as a spot player in 1984 . . . had big day vs. St. Louis 9/23 when he had two sacks for 27 yards and forced a crucial fumble in Saints' 34-24 victory . . . recorded first pro sack in second game, vs. Tampa Bay 9/9 . . . forced fumble vs. Pittsburgh 11/19 . . . had 19 total tackles on the year . . . will likely see more action in all situations in 1985.

COLLEGE: Played just two years of football . . . recorded 34 sacks in two years at Wichita State, a team record . . . played both DT and DE as senior . . . had ten or more tackles in five separate games as senior . . . played basketball at Paducah (Kentucky) Community College, 1979-80 . . . sat out 1981 in transfer to Wichita State . . . majored in industrial education.

PERSONAL: Attended Choppe High School in Georgetown, South Carolina . . . nickname is 'Jumpy' . . . single . . . splits time between Georgetown and Kenner in offseason.

GAMES STARTED/PLAYED: (1984, 0/16).



88 EUGENE GOODLOW

Wide Receiver 3rd Year With Saints
Ht: 6-2 Wt: 181 College: Kansas State
Born: December 19, 1958 at St. Louis, Missouri
Joined Saints: Draft Choice No. 3b, 1982
(Signed 1983)

PRO: Saw action in only 10 games in 1984, started six as injuries sent him to the injured reserve list for six weeks. . . a pulled hamstring in week five at Houston 9/30 was slow healing, saw next action vs. Pittsburgh 11/19. . . opened season in good form vs. Atlanta 9/2, caught 5 passes for 72 yards, had six catches for 62 yards and TD at San Francisco 9/16. . . had five catches for 73 yards in season finale at

Giants 12/15. . . tied for second in receptions for Saints in 1983 with 41. . . best day of career was at Philadelphia 12/11/83 when he had 7 catches for 92 yards. . . was drafted by Saints in third round of 1982 with choice acquired from Minnesota for FB Tony Galbreath. . . signed with Saints when his contract with Winnipeg of the CFL expired following 1982 season. . . caught 100 passes for Winnipeg in 1981 to lead CFL in receptions.

COLLEGE: Left Kansas State after sophomore season (1980) to go to Winnipeg. . . wasn't eligible for NFL draft until 1982. . . majored in business and public administration.

PERSONAL: Attended McQuaid Jesuit High School in Rochester, New York. . . donated much time to philanthropic efforts during past two years. . . resides in Miami, Florida in offseason.

GAMES STARTED/PLAYED: (1983, 7/16); (1984, 6/10). Totals 13/26.

Year	No.	Yards	RECEIVING		
			Avg.	LG	TD
1983	41	487	11.9	26	2
1984	22	281	12.8	23	3
Totals	63	768	12.2	26	5



86 JEFF GROTH

Wide Receiver 5th Year With Saints, 7th in NFL
Ht: 5-10 Wt: 181 College: Bowling Green
Born: July 2, 1957 at Mankato, Minnesota
Joined Saints: Free Agent, 1981

PRO: Finished 1984 tied for second on team catch chart with 33 for 487 yards. . . had at least three catches in six games. . . failed to catch a pass in only two games (at Chicago 10/7 and vs. Cincinnati 12/9). . . biggest day in 1984 was at Giants 12/15 when he caught five passes for 73 yards. . . returned six punts on the year. . . started 13 of 16 games. . . led Saints in 1983 with 47 catches. . . fielded every punt in 1983. . . led team and set single-season club record with 436 punt return yards in 1981. . . moved into seventh place on Saints' career receptions list, moved past Ike Harris (104), Bob Newland (124) and Chuck Muncie (125) with 132 in four years. . . drafted by Miami in 8th round in 1979, was acquired off waivers by Houston that year. . . saw action in all 22 games he dressed for as Oiler. . . acquired by Saints before second game of 1981 season after being released by Oilers in final 1981 cutdown.

COLLEGE: Career marks of 136 receptions for 2,268 yards and 18 TDs were school records when he left Bowling Green in 1978. . . all-Mid American Conference selection as senior. . . also returned 29 punts for 11.3 average and three TDs. . . played baseball well enough to be drafted by Chicago Cubs after junior year. . . holds degree in business administration.

PERSONAL: Attended Chagrin Falls (Ohio) High School. . . all-state performer in both football and baseball. . . brother Jon is in Cincinnati Reds minor league system. . . married (Jackie) with daughter (Ashley 1/30/83). . . lives in Destrehan.

GAMES STARTED/PLAYED: (1979, 0/12); (1980, 0/16); (1981, 13/15); (1982, 9/9); (1983, 14/16); (1984, 13/16). Totals 49/84. Totals with Saints 49/56.

Year	STATISTICS																
	RECEIVING					PUNT RETURNS					KICKOFF RETURNS						
	No.	Yds.	Avg.	LG	TD	No.	FC	Yds.	Avg.	LG	TD	No.	Yds.	Avg.	LG	TD	
1979	1	6	6.0	6	0	None					1	21	21.0	21	0		
1980	4	47	11.8	18	0	1	0	0	0.0	0	0	12	216	18.0	25	0	
1981	20	380	19.0	54	1	37	6	436	11.8	36	0	3	50	16.7	21	0	
1982	30	383	12.8	39	1	21	13	144	7.1	30	0	None					
1983	49	585	11.9	42	1	39	15	275	7.1	30	0	None					
1984	33	487	14.8	31	0	6	12	32	5.3	9	0	None					
Totals	137	1888	13.8	54	3	104	46	887	8.5	36	0	16	287	17.9	25	0	



10 BRIAN HANSEN

Punter 2nd Year With Saints
Ht: 6-3 Wt: 218 College: Sioux Falls
Born: October 26, 1960 at Hawarden, Iowa
Joined Saints: Draft Choice No. 9, 1984

PRO: Led NFC in punting average and set Saints team record (43.8) in rookie season, selected to 1985 Pro Bowl . . . finished 4th in NFL punting . . . averaged more than 46 yards in five games, more than 45 in three others . . . best day of 1984 was vs. Green Bay 11/4 when he kicked 4 times for 49.3-yard average with long punt of 59 yards . . . his longest punt of the year, 66 yards came vs. Rams 10/14.


COLLEGE: All-America selection (NAIA) in 1983 . . . led the nation in 1982 with 44.5-yard average . . . also played tight end and split end at Sioux Falls . . . four-year starter had career punting average of 42.5 yards . . . had 94-yard punt in 1981 . . . majored in health and physical education.

PERSONAL: Attended West Sioux High School in Hawarden, Iowa . . . splits time between hometown and New Orleans, spends time making personal appearances in offseason . . . single . . . lists Hawarden as offseason residence.

GAMES PLAYED: (1984, 16).

PUNTING						
Year	No.	Yds.	Avg.	TB	In 20	LG
1984	69	3020	43.8*	7	9	66

*Saints season record



28 GREG HARDING

Defensive Back 2nd Year With Saints

Ht: 6-2 Wt: 197 College: Nicholls State

Born: July 31, 1960 at New Orleans, Louisiana

Joined Saints: Free Agent, 1984

PRO: Spent the first 10 weeks of the regular season on injured reserve (knee), was activated 11/8 before game at Atlanta . . . saw action in remaining games, all on special teams . . . could see more extensive action in 1985.

COLLEGE: Lettered four years at Nicholls State . . . all-America selection senior year . . . also played split end . . . holds degree in business administration.

PERSONAL: Attended Terrebone High School in Houma, Louisiana . . . married (Lucetta) with daughter (LaCean 10/25/84) . . . lives in Houma.

GAMES STARTED/PLAYED: (1984, 0/6).



87 LARRY HARDY

Tight End 8th Year With Saints

Ht: 6-3 Wt: 246 College: Jackson State

Born: July 9, 1956 at Mendenhall, Mississippi

Joined Saints: Draft Choice No. 12, 1978

PRO: Spent first ten weeks of 1984 on injured reserve list (thigh), activated 11/8 . . . saw action in remaining six games . . . first catch of

1984 was 28-yard TD grab 11/19 vs. Pittsburgh . . . had four catches for 50 yards on the year . . . had Saints' longest consecutive games played streak broken 10/2/83 at 77 . . . had played in every game since arriving until that time . . . caught TD pass at Chicago in second game of 1982 that was the only TD scored that day in Saints win . . . 71-yard TD catch vs. Atlanta in 1978 was team's longest pass play that year.

COLLEGE: Career total 60 catches for 966 yards and 10 TDs . . . all-Southwest Athletic Conference as junior . . . used mainly as blocker in wishbone attack senior season . . . intramural one-on-one basketball champ . . . majored in physical education.

PERSONAL: Attended Mendenhall (Mississippi) High School . . . brother Edgar was guard with San Francisco . . . sister Bertha played with the New Orleans entry in the Women's Professional Basketball Association . . . single . . . resides in Jackson, Mississippi.

GAMES STARTED/PLAYED: (1978, 1/16); (1979, 0/16); (1980, 3/16); (1981, 16/16); (1982, 2/9); (1983, 1/6); (1984, 0/6). Totals 23/85.

Year	No.	RECEIVING			
		Yards	Avg.	LG	TD
1978	5	131	26.2	71	1
1979	1	3	3.0	3	1
1980	13	197	15.2	44	0
1981	23	275	12.0	27	1
1982	8	67	8.4	31	1
1983	2	29	14.5	22	0
1984	4	50	12.5	28	1
Totals	56	752	13.4	71	5



92 JAMES HAYNES

Linebacker 2nd Year With Saints

Ht: 6-2 Wt: 227 College: Mississippi Valley

Born: August 19, 1960 at Tallulah, Louisiana


Joined Saints: Free Agent, 1984

PRO: Spent first six weeks of 1984 on injured reserve list (rotator cuff), activated for game at Chicago 10/7 . . . saw action on special teams, had 11 tackles . . . became headhunter on coverage teams . . . could see increased action in 1985.

COLLEGE: Lettered two years at Mississippi Valley . . . attended Coahoma Junior College before transferring to MVU . . . majored in physical education.

PERSONAL: Attended Tallulah (Louisiana) High School . . . single . . . lives in Tallulah in offseason.

GAMES STARTED/PLAYED: (1984, 0/10).



61 JOEL HILGENBERG

Center/Guard 2nd Year With Saints

Ht: 6-2 Wt: 253 College: Iowa

Born: July 10, 1962 at Iowa City, Iowa

Joined Saints: Draft Choice No. 4, 1984

PRO: Won deep-snapping duties for punts and field goals . . . held that position until injured (elbow) at Cleveland 10/28, went on injured reserve . . . activated before game vs. Cincinnati 12/9, but did not play . . . saw action in final game of year, at Giants 12/15 . . . impressed coaches with his abilities in his first pro year . . . saw action at guard in 1984 . . . selected with choice from New England for draft choices 9-12 in 1983 draft.

COLLEGE: Perfect for career on long snaps . . . started every game junior and senior years when he was all-Big Ten . . . second-team all-America by both wire services in 1983 . . . majored in general studies.

PERSONAL: Attended City High School in Iowa City, Iowa . . . comes from long line of Iowa centers . . . father was Iowa's all-America center in 1950's . . . brothers (Jim, 1978, and Jay, 1981) both played at Iowa . . . Jay now with Bears . . . uncle (Wally) was all-Big Ten in 1960's and later starred with Minnesota Vikings . . . once told reporter, 'We're the only family I know of that plays catch not facing each other' . . . prefers to be called 'Hilgy' . . . single . . . lives in Iowa City in offseason.

GAMES STARTED/PLAYED: (1984, 0/10).



24 TERRY HOAGE

Free Safety 2nd Year With Saints

Ht: 6-3 Wt: 199 College: Georgia

Born: April 11, 1962 at Ames, Iowa

Joined Saints: Draft Choice No. 3a, 1984

PRO: Saw action in all but two games his rookie year . . . missed vs. Rams 10/14 and at Dallas 10/21 with injury (shoulder) . . . played on special teams early in the season, worked into the lineup at free safety later in the year . . . had 27 total tackles, defended two passes, recovered one fumble . . . impressed coaches with his ability to anticipate and his knack for being around the ball . . . acquired with choice from Buffalo for Saints' no. 4 pick in 1983 draft.

COLLEGE: Called by Georgia coach Vince Dooley 'the finest defensive back I've ever coached' . . . unanimous all-America selection as junior and senior . . . placed fifth in Heisman Trophy voting in 1983, the highest finish ever for a defensive back . . . also honored for his studies, a 3.8 GPA in pre-med (genetics) . . . led nation with 12 interceptions as junior . . . blocked school record five kicks in career . . . holds degree in genetics.

PERSONAL: Attended Huntsville (Texas) High School . . . all-everything in all sports . . . audited general zoology class (taught by father) at Sam Houston State when he was 9th grader and received second-highest grade in the class . . . single . . . lives in Huntsville, Texas in offseason.

GAMES STARTED/PLAYED: (1984, 0/14).



57 RICKEY JACKSON

Linebacker 5th Year With Saints

Ht: 6-2 Wt: 239 College: Pittsburgh

Born: March 20, 1958 at Pahokee, Florida

Joined Saints: Draft Choice No. 2b, 1981

PRO: Selected to Pro Bowl for second consecutive year, went in 1985 as starter for NFC . . . was the only Saint selected for 1984 Pro Bowl . . . led NFC linebackers in sacks (12) for second consecutive year . . . fourth on team tackle chart with 199 . . . had one interception, defended eight passes, recovered four fumbles and forced four

fumbles . . . has started every game since becoming a Saint . . . had at least one sack in 10 games in 1984 . . . intercepted pass vs. Atlanta 9/2 was returned 14 yards to Falcons' eight-yard line . . . also had a sack that day . . . had sack, two fumble recoveries vs. St. Louis 9/23 . . . had two sacks and two passes defended vs. Cincinnati 12/9 . . . had three games in 1983 with two sacks: at Dallas 9/25; at Tampa Bay 10/23; vs. Jets 11/21 . . . led team in 1981 with eight sacks . . . returned interception 32 yards at San Francisco 11/28/82 to set up crucial score . . . career totals 31 passes defended, nine fumbles recovered, seven forced fumbles . . . drafted with choice from San Diego for RB Chuck Muncie.

COLLEGE: Played defensive end in Pittsburgh's number-one-ranked defense . . . played opposite Hugh Green, but Jackson led team in tackles . . . member of Pitt team which had 19 seniors drafted into the NFL . . . played in Senior Bowl, and was defensive MVP in East-West Shrine Game . . . ABC Player of the Game vs. Penn State in 1980 . . . majored in history.

PERSONAL: Attended Pahokee (Florida) High School . . . also caught 21 passes for eight TDs as tight end senior year . . . played in three state football championship games, and was on state basketball championship team senior year . . . full name is Rickey Anderson Jackson . . . married (Norma) with daughter (Rickeyah 4/23/84) . . . lives in Kenner.

GAMES STARTED/PLAYED: (1981, 16/16); (1982, 9/9); (1983, 16/16); (1984, 16/16). Totals 57/57.

Year	SACKS		INTERCEPTIONS		
	No.	Yards Lost	No.	Yds.	TD
1981	8	65	None		
1982	4.5	34	1	32	0
1983	11	75	1	0	0
1984	12	93	1	14	0
Totals	35.5	267	3	46	0



34 BOBBY JOHNSON

Safety 3rd Year With Saints

Ht: 6-0 Wt: 187 College: Texas

Born: September 1, 1960 at LaGrange, Texas

Joined Saints: Free Agent, 1983

PRO: Played in all 16 games in 1984 . . . held spot of nickel back for year, had only interception of the season at Giants 12/15 killing a scor-

ing drive late in the game . . . quickness, aggressiveness are his principal attributes . . . had two interceptions in 1983, including 70-yarder for TD that provided the margin of victory at Tampa Bay 10/23/83 . . . went to camp with Dallas in 1982, was released by Cowboys in final cutdown that year . . . signed with Saints before 1983 training camp.

COLLEGE: Lettered four years at Texas . . . had 70 tackles, six sacks junior season . . . saw action as freshman on Longhorns' 11-0 Southwest Conference championship team . . . majored in physical education.

PERSONAL: Attended LaGrange (Texas) High School . . . nickname is 'Bevo', derived from his signal to defensive teammates when he intercepts a pass . . . brother Johnnie was first-round pick of the Rams in 1981 and starts at strong safety . . . single . . . lives in Kenner.

GAMES STARTED/PLAYED: (1983, 0/16); (1984, 0/16). Totals 0/32.

Year	INTERCEPTIONS			
	No.	Yards	LG	TD
1983	2	80	70	1
1984	1	7	7	0
Totals	3	87	70	1



60 STEVE KORTE

Center 3rd Year With Saints

Ht: 6-2 Wt: 271 College: Arkansas

Born: January 15, 1960 at Denver, Colorado

Joined Saints: Draft Choice No. 2, 1983


PRO: Started all 15 games he played in 1984 . . . only game missed was vs. San Francisco 11/25 with injury (hamstring) . . . started season at center, played there until injuries dictated that he move to guard . . . finished season as starting center last two games . . . is slated at center going into 1985 . . . drafted as guard and played all 16 games rookie year . . . recovered fumble in end zone for first professional TD vs. Rams 12/18/83 . . . weightlifting fanatic, continues to build strength and flexibility.

COLLEGE: Billed as the strongest player in Arkansas history . . . consensus first team all-America and first team all-Southwest Conference as junior and senior . . . played on Razorbacks' junior varsity team as DT . . . was coached by O.A. (Bum) Phillips at Senior Bowl in 1983

... holds degree in physical education with emphasis on exercise physiology.

PERSONAL: Attended Arapahoe High School in Littleton, Colorado where he was all-everything ... also captained hockey team ... spent 1985 offseason working toward completion of his degree at the University of Arkansas ... married (Sharon) ... lives in Mandeville.

GAMES STARTED/PLAYED: (1983, 0/16); (1984, 15/15). Totals 15/31.



52 JIM KOVACH

Linebacker 7th Year With Saints

Ht: 6-2 Wt: 239 College: Kentucky

Born: May 1, 1956 at Parma Heights, Ohio

Joined Saints: Draft Choice No. 4, 1979

PRO: Led team in individual tackles for third successive year, tied for team lead in total tackles (239) ... started all 15 games he played in 1984 ... missed game at Atlanta 11/11 (knee) ... sacked QB for 13-yard loss vs. San Francisco 11/25 ... intercepted pass, returned it 16 yards at Rams 12/2 ... defended six passes ... has missed only three games since 1981 season, has started every game he played in during that stretch ... heady player is signal caller on Saints defense ... in 1981, he intercepted his only pass of the year vs. Cincinnati, gave the ball to child in field-level wheelchair section.

COLLEGE: Team captain and all-Southeastern Conference selection at linebacker ... Phi Beta Kappa scholar started medical school in 1978 ... leading tackler three seasons ... had special schedule that permitted him to continue with pre-med studies and play football as well ... redshirted in 1977 with shoulder injury ... played in Senior and Hula Bowls.

PERSONAL: Attended Valley Forge High School in Parma Heights, Ohio ... attended University of Kentucky medical school in off-seasons until his completion of curriculum in 1984 with distinction ... has also passed Louisiana license exam ... name is pronounced KOE-vawch ... married (Nora) ... lives in Metairie.

GAMES STARTED/PLAYED: (1979, 0/16); (1980, 2/11); (1981, 15/15); (1982, 8/8); (1983, 16/16); (1984, 15/15). Totals 56/81.

Year	SACKS		INTERCEPTIONS			
	No.	Yards	No.	Yards	LG	TD
1979	None		None			
1980	1	4	1	0	0	0
1981	1	10	1	13	13	0
1982	2.5	21	None			
1983	3	25	None			
1984	1	13	1	16	16	0
Totals	8.5	73	3	29	16	0



64 DAVE LAFARY

Tackle 8th Year With Saints

Ht: 6-7 Wt: 285 College: Purdue

Born: January 13, 1955 at Cincinnati, Ohio


Joined Saints: Draft Choice No. 5a, 1977

PRO: Had impressive 1984 training camp, but suffered broken ankle and torn ligaments in season opener, missed next 15 games on injured reserve ... rehabilitation expected to be complete well before opening of 1985 training camp ... went into 1984 with string of 25 consecutive starts at his left tackle position ... replaced Conrad Dobler at guard in Saints offensive line as he started 13 games in 1978, his second pro season ... first career start came at Cincinnati in 1978 in front of hometown crowd, Saints won, 20-18 ... was reserve tackle and guard rookie season.

COLLEGE: Changed from defensive tackle to offensive line after sophomore season ... developed into first-class tackle as senior ... received degree in health and physical education.

PERSONAL: Attended LaSalle High School in Cincinnati, Ohio ... last name is pronounced La-FARR-ee ... married (Cindy) ... lives in Mandeville.

GAMES STARTED/PLAYED: (1977, 0/10); (1978, 13/15); (1979, 0/16); (1980, 4/15); (1981, 4/16); (1982, 9/9); (1983, 16/16); (1984, 1/1). Totals 47/98.



93 GARY LEWIS

Nose Tackle 2nd Year With Saints

Ht: 6-3 Wt: 261 College: Oklahoma State

Born: January 14, 1961 at Oklahoma City, Oklahoma


Joined Saints: Draft Choice No. 4, 1982

PRO: Missed entire 1984 season with Boeck's disease, the development of a growth in the chest . . . illness is not believed to be serious . . . started 1983 season on injured reserve list (knee), but saw action in final six games of the season . . . has added some weight since coming to Saints, has good quickness and exceptional strength.

COLLEGE: All-America selection by AP senior season, and All-Big Eight by both wire services junior and senior years . . . moved about the defensive line to avoid opponents' double-team efforts . . . led Cowboys in sacks and tackles for last two years . . . selected to Blue-Gray and Senior Bowl squads following senior season . . . weighed only 217 pounds when he enrolled as a freshman . . . majored in business.

PERSONAL: Attended Millwood (Oklahoma) High School . . . lettered four times as both offensive and defensive lineman . . . also started on state championship basketball teams two years . . . single . . . lives in Oklahoma City during offseason.

GAMES STARTED/PLAYED: (1983, 0/6); (1984, inj.). Totals 0/6.



98 REGGIE LEWIS

Defensive End 4th Year With Saints

Ht: 6-2 Wt: 251 College: San Diego State

Born: January 20, 1954 at New Orleans, Louisiana

Joined Saints: Free Agent, 1982

PRO: Saw action in 13 games in 1984 . . . played only one series 9/23 vs. St. Louis, but had sacks on consecutive plays to stifle the Cardinals' final scoring chance of the game and preserve a Saints victory . . . scored first NFL TD 10/2/83 when he intercepted a batted pass vs. Miami and ran it in from 27 yards . . . finished 1983 with 6.5 sacks . . . missed last four games of 1983 with broken fibula . . . signed with Saints in 1982 from Toronto of CFL . . . also played with

Calgary before going to Toronto . . . was selected all-Pro in CFL three times, 1978-80 . . . at 28, the oldest rookie in the NFL in 1982.

COLLEGE: Honorable mention all-America at University of Oregon, where he spent three years . . . all-Pac Eight junior year . . . lettered four times in football . . . majored in communications.

PERSONAL: Attended Crenshaw High School in Los Angeles, California . . . lettered in football and track . . . has spent time in offseasons working at a local radio station learning the broadcast business from the ground up . . . married (Nisha) with four children (Reggie, Jr. 12/22/72; Dhathi 10/28/75; Amisho 1/10/78; and Vanja 8/15/81) . . . lives in New Orleans East.

GAMES STARTED/PLAYED: (1982, 0/9); (1983, 0/12); (1984, 0/13). Totals 0/34.



29 RODNEY LEWIS

Cornerback 4th Year With Saints

Ht: 5-11 Wt: 186 College: Nebraska

Born: April 2, 1959 at Minneapolis, Minnesota


Joined Saints: Draft Choice No. 3a, 1982

PRO: Played in all 16 games in 1984 . . . saw extensive action at cornerback in opening game of season, 9/2 vs. Atlanta . . . played on special teams throughout season . . . started opening two games at cornerback in 1983, spent the rest of the year on injured reserve (knee) . . . had only career interception at Atlanta 12/12/82, returned it 12 yards.

COLLEGE: Listed on 1981 all-America strength team . . . top-rated cornerback in draft by scouting combine . . . freshman walk-on earned three varsity letters . . . also track man, held school record for 300-yard dash (30.81) . . . member of mile and 400-meter relay teams that placed second in Big Eight . . . held school record of 10.53 for 100 meters . . . majored in criminal justice.

PERSONAL: Attended Central High School in Minneapolis, Minnesota . . . all-state selection as senior . . . high school and college teammate of Saints safety Russell Gary, and lived in same neighborhood since age seven . . . married (Angela) . . . lives in New Orleans.

GAMES STARTED/PLAYED: (1982, 0/9); (1983, 2/2); (1984, 0/16). Totals 2/27.



19 GUIDO MERKENS

Quarterback/Wide Receiver 6th Year With Saints, 8th in NFL

Ht: 6-1 Wt: 197 College: Sam Houston State

Born: August 14, 1955 at San Antonio, Texas

Joined Saints: Waivers from Houston, 1980

PRO: Saw action in all 16 games in 1984, held for placements and was on every special teams unit . . . versatility is valuable, has played quarterback, wide receiver, defensive back, and punter for Saints since joining team in 1980 . . . made seven tackles in first game as Saint . . . started 11 games at wide receiver in 1981, led Saints WRs with 29 catches for 458 yards . . . saw action in three games in 1982 and started one game at quarterback vs. Washington 12/26 when Ken Stabler was injured . . . threw his only TD pass of the year from field goal formation vs. Kansas City 11/21 . . . punted four times for 36-yard average in final game of 1983 when Russell Erxleben was injured in pregame warmups . . . can also return punts and kickoffs . . . had shoulder surgery in 1985 offseason, but is expected back at full strength for 1985 season.

COLLEGE: Played quarterback and defensive back at Sam Houston State . . . also punted and kicked placements in freshman and sophomore seasons . . . holds degree in physical education, working toward completion of masters' degree.

PERSONAL: Attended Edison High School in San Antonio, Texas . . . got pro tryout when he met Oilers scout and former NFL kicker Jerrel Wilson on a softball diamond . . . has two sons (Guido III 9/20/78 and Jeremiah Christian 3/15/80) . . . single . . . lives in Kenner.

GAMES STARTED/PLAYED: (1978, 0/12); (1979, 0/16); (1980, 1/8); (1981, 11/16); (1982, 1/9); (1983, 0/16); (1984, 0/16). Totals 13/93. Totals with Saints 13/58.

Year	PASSING					RECEIVING				
	Att.	Comp.	Yds.	LG	TD	No.	Yds.	Avg.	G	TD
1978 (Oilers)		None				1	6	6.0	6	0
1979 (Oilers)		None				3	44	14.7	20	1
1980 (Oilers)		None					None			
1981	2	1	20	20	0	29	458	15.8	50	1
1982	49	18	186	37	1		None			
1983		None					None			
1984		None					None			
Totals	51	19	206	37	1	33	508	15.4	50	2

KICKOFF RETURNS

Year	No.	Yds.	LG	TD	No.	FC	Yds.	LG	TD
1978 (Oilers)		None				13	1	132	42
1979 (Oilers)	2	22	22	0		2	5	6	6
1980 (Oilers)		None					None		
1981	2	38	20	0		1	1	-12	-12
1982		None					None		
1983		None					None		
1984		None					None		
Totals	4	60	22	0		16	7	126	42

PUNT RETURNS

Additional Stats: Punted four times for 36.0 yards, 1 TB, 1983.



84 JUNIOR MILLER

Tight End 2nd Year With Saints, 6th in NFL

Ht: 6-4 Wt: 244 College: Nebraska

Born: November 26, 1957 at Midland, Texas

Joined Saints: Trade with Atlanta, 1984

PRO: Played entire preseason with Falcons in 1984, came to Saints week before first regular season game . . . saw action in 15 games . . . had eight catches for 81 yards and one TD in 1984 . . . TD catch was spectacular concentration catch vs. Pittsburgh 11/19 . . . will work into Saints' scheme in 1985 . . . played first three years at tight end at Falcons before being switched to H-back in 1983 . . . came into NFL in 1980, caught 46 passes for 574 yards and 9 TDs, earning all-rookie and all-Pro honors . . . also selected to Pro Bowl in 1981 . . . played only 14 games that year . . . sixth player selected in 1980 draft . . . Saints gave up no. 6 draft pick in 1985 draft to acquire him.

COLLEGE: Was consensus all-America for the Cornhuskers, finishing with nearly every TE receiving record . . . had 61 career catches for 1,123 yards and 13 TDs . . . played in Hula and Japan Bowls . . . majored in physical education.

PERSONAL: Attended Robert E. Lee High School in Midland, Texas, where he was an all-America football player and all-state in basketball . . . married (Carol) with daughter (Cara 8/19/81) and son (Seth 3/5/83) . . . lives in Lincoln, Nebraska in offseason.

GAMES STARTED/PLAYED: (1980, 14/16); (1981, 16/16); (1982, 9/9); (1983, 6/15); (1984, 0/15). Totals 45/71. Totals with Saints 0/15.

RECEIVING					
Year	No.	Yards	Avg.	LG	TD
1980 (Falcons)	46	574	12.5	36	9
1981 (Falcons)	32	398	12.4	29	3
1982 (Falcons)	20	221	11.1	39	1
1983 (Falcons)	16	125	7.8	19	0
1984	8	81	10.1	22	1
Totals	122	1399	11.5	39	14



74 DERLAND MOORE

Nose Tackle 13th Year With Saints

Ht: 6-4 Wt: 273 College: Oklahoma

Born: October 7, 1951 at Malden, Missouri

Joined Saints: Draft Choice No. 2, 1973

PRO: Had rough season, was injured in preseason (knee, ankle), carried injuries for entire year . . . went on injured reserve for those ailments for final three games of the year . . . did not play 10/14 vs. Rams . . . had two sacks for four yards lost . . . ended season with 56 total tackles . . . started every game for previous three years, streak ended 9/23 vs. St. Louis . . . has played nose tackle since 1982 season, when he was moved from DT/DE . . . led team in sacks in 1980 with 8 1/2 . . . has started all but 17 games he has played in during his career . . . had played more games as Saint than any player in club history.

COLLEGE: Selected first-team all-America and all-Big Eight in 1971 and 1972 . . . played in Sugar Bowl games in 1971 and 1972 . . . named National Lineman of the Week by Associated Press after 1972 game vs. Texas . . . received Gomer Jones Award as outstanding lineman . . . was walk-on as freshman . . . shot and discus man on track team . . . majored in finance.

PERSONAL: Attended Poplar Bluff (Missouri) High School . . . off-season activities include rigorous workout schedule of weightlifting and conditioning exercises . . . won 1983 and 1984 NFL players' arm wrestling championships . . . married (Frannie) with daughter (Michelle 10/17/79) and son (Derland, Jr. 6/24/81) . . . lives in Covington.

GAMES STARTED/PLAYED: (1973, 0/12); (1974, 14/14); (1975, 12/14); (1976, 14/14); (1977, 10/10); (1978, 14/15); (1979, 15/15); (1980, 15/16); (1981, 16/16); (1982, 9/9); (1983, 16/16); (1984, 11/12). Totals 146/163.

SACKS		
Year	No.	Yards Lost
1973	None	
1974	1	4
1975	None	
1976	8	57
1977	2	12
1978	3	9
1979	5	59
1980	8.5	72
1981	1	9
1982	4	20
1983	6	55
1984	2	4
Totals	40.5	301



66 LOUIS OUBRE

Guard 4th Year With Saints

Ht: 6-4 Wt: 272 College: Oklahoma

Born: May 15, 1958 at New Orleans, Louisiana


Joined Saints: Draft Choice No. 5a, 1981

PRO: Won starting guard position in training camp, started first two games, was injured (toe) and missed four games (St. Louis 9/23, at Houston 9/30, Rams 10/14, at Atlanta 11/11) . . . started only five games in 1984 after starting every game 1982-83 . . . was forced into action despite injury at Chicago 10/7 by injury to G Brad Edelman . . . spent rookie season on injured reserve (shoulder) . . . primarily a run blocker in college, has become a balanced player at his position.

COLLEGE: Spearheaded Oklahoma running attack that led the nation in 1978, second in 1979 and 1980 . . . first Oklahoma all-America lineman since Greg Roberts (1977) . . . runner-up for Outland Trophy in 1980 . . . played in 1981 Senior and Hula Bowls . . . holds degree in accounting.

PERSONAL: Attended St. Augustine High School in New Orleans . . . played football, basketball and track . . . National Merit Scholarship finalist . . . led high school football team to state championship senior year . . . full name is Louis Byron Oubre III . . . married (Jacquelyn) with daughter (Dominique 10/27/82) . . . name is pronounced OO-bray . . . lives in New Orleans.

GAMES STARTED/PLAYED: (1981, inj.); (1982, 9/9); (1983, 16/16); (1984, 5/12). Totals 30/37.



51 WHITNEY PAUL

Linebacker 4th Year With Saints, 10th in NFL
Ht: 6-3 Wt: 218 College: Colorado
Born: October 8, 1955 at Galveston, Texas
Joined Saints: Trade with Kansas City, 1982

PRO: Had banner year sacking quarterback, finished with 9.5 traps for 75 yards lost, third on team . . . defended six passes and forced two fumbles . . . had 166 total tackles, seventh on team . . . had two sacks for 22 yards at Houston 9/30 . . . started every game in 1984 at right outside linebacker . . . moved to linebacker at Kansas City in 1978 after starting at defensive end previous two seasons . . . returned two fumbles for TDs in his career . . . Saints gave no. 7 draft choice in 1983 to get him.

COLLEGE: Two-year starter at Colorado, was tight end first two seasons . . . was one of 10 Colorado players drafted in 1976 . . . also high jumped on track team, best was 6-10 . . . majored in recreation.

PERSONAL: Attended Ball High School in Galveston, Texas . . . was coached by Saints director of scouting Joe Woolley at Ball High . . . also participated in track . . . single . . . lives in Kansas City, Missouri in offseason.

GAMES STARTED/PLAYED: (1976, 6/14); (1977, 13/14); (1978, 16/16); (1979, 15/15); (1980, 12/12); (1981, 9/16); (1982, 0/9); (1983, 15/16); (1984, 16/16). Totals 102/128. Totals with Saints 31/41.

Year	INTERCEPTIONS				SACKS	
	No.	Yds.	LG	TD	No.	Yards Lost
1977 (Chiefs)	1	6	6	0	None	
1978 (Chiefs)	3	21	10	0	None	
1979 (Chiefs)	1	28	28	0	None	
1980 (Chiefs)	1	0	0	0	None	
1981 (Chiefs)	2	30	25	0	None	
1982	1	14	14	0	3	19
1983	2	3	3	0	6	51
1984	None				9.5	75
Totals	11	102	28	0	18.5	145

SAINTS FACE PLAYOFF TEAMS

In 1985, the Saints play eight games against teams that appeared in the 1984 NFL playoffs.



53 SCOTT PELLUER

Linebacker 5th Year With Saints
Ht: 6-2 Wt: 227 College: Washington State
Born: April 28, 1959 at Yakima, Washington
Joined Saints: Waivers from Dallas, 1981

PRO: Saw action in every game in 1984, has missed only three games in pro career . . . valuable part of Saints special teams units, also backup to virtually all linebacker positions . . . only career start came in 1982, Pelluer replaced injured Jim Kovach, made eight tackles when Saints beat 49ers in San Francisco . . . recovered fumble in 1981 . . . was fourth-round pick of Cowboys in 1981, Saints acquired him off waiver wire following final cutdown.

COLLEGE: Four-year starter at outside linebacker for Washington State . . . led team in QB sacks three years . . . national scholar-athlete finalist and was voted most inspirational player by his teammates . . . defensive co-captain senior season . . . earned degree in secondary education with math and English concentration.

PERSONAL: Attended Interlake High School in Bellevue, Washington . . . played tight end and linebacker . . . served as assistant football coach at Weber State after graduation . . . father and grandfather were both coaches . . . brother Steve is quarterback with Dallas . . . 1984 Saints/Lite Man of the Year candidate . . . initiated 'Winning Touch Football Camp' in 1984 to raise funds for Louisiana Special Olympics . . . received real estate license in 1985 offseason . . . married (Kim) . . . lives in Kenner.

GAMES STARTED/PLAYED: (1981, 0/16); (1982, 1/6); (1983, 0/16); (1984, 0/16). Totals 1/54.



25 JOHNNIE POE

Cornerback 5th Year With Saints
Ht: 6-1 Wt: 194 College: Missouri
Born: August 29, 1959 at East St. Louis, Illinois
Joined Saints: Draft Choice No. 6b, 1981

PRO: Started all 16 games in 1984, third successive year he has started every game . . . intercepted one pass, returned it 16 yards . . . defended 19 passes . . . had 118 total tackles on the year . . . played vital part

of Saints defense that led NFL in pass defense for second consecutive season . . . had seven interceptions in 1983, led team . . . started first two games at strong safety in 1983 in place of injured Russell Gary . . . named to UPI first team all-NFC by UPI, was alternate to Pro Bowl in 1983 . . . career total 74 passes defended . . . has recovered four fumbles . . . returned interception in 1983 for TD vs. Chicago . . . drafted with choice acquired from Tampa Bay for punter Tom Blanchard.

COLLEGE: Earned AP all-Big Eight honors in 1980, and honorable mention all-Big Eight from AP in 1979 . . . returned five punts for 40 yards in 1980 . . . team captain . . . converted to defensive back in spring of 1978 from wide receiver . . . majored in elementary education.

PERSONAL: Attended Lincoln High School in East St. Louis, Illinois . . . twice all-district in football and track, lettered in both sports three times . . . married (Sharon) with daughter (Letresha 10/7/70) and son (Terrence 2/8/83) . . . lives in Kenner.

GAMES STARTED/PLAYED: (1981, 15/15); (1982, 9/9); (1983, 16/16); (1984, 16/16). Totals 56/56.

Year	INTERCEPTIONS			
	No.	Yards	LG	TD
1981	1	0	0	0
1982	None			
1983	7	146	31	1
1984	1	16	16	0
Totals	9	162	31	1



58 GLEN REDD

Linebacker 4th Year With Saints

Ht: 6-1 Wt: 231 College: Brigham Young

Born: June 17, 1958 at Ogden, Utah

Joined Saints: Draft Choice No. 6c, 1981

PRO: Played in all 16 games in 1984, started at Atlanta 11/11 in place of injured Jim Kovach . . . saw extensive action on special teams . . . can fill in at either inside LB position . . . started every game in 1981 as rookie, led team in tackles . . . vital cog in Saints machine that held opponents to team record 3.8 yards per rush and held every running back under 100 yards . . . sat out entire 1982 season with broken arm and recurrent vision problems . . . drafted with choice acquired from Raiders for DE Joe Campbell.

COLLEGE: Played all linebacker positions at Brigham Young . . . averaged eleven tackles per game throughout his career . . . first-team all-Western Athletic Conference as senior . . . team captain senior season . . . 1980 team leader in tackles with 148 . . . intercepted five passes in 1979 . . . majored in recreation.

PERSONAL: Attended Ogden (Utah) High School . . . played football and baseball . . . born with spondylolisthesis (displacement of the lumbar vertebra), spent freshman offseason in college in brace and under medication . . . redshirted in 1977 . . . full name is Glen Herrscher Redd . . . single . . . lives in Ogden, Utah in offseason.

GAMES STARTED/PLAYED: (1981, 16/16); (1982, inj.); (1983, 0/16); (1984, 1/16). Totals 17/48.



41 JIMMY ROGERS

Wide Receiver 6th Year With Saints

Ht: 5-10 Wt: 195 College: Oklahoma

Born: June 29, 1955 at Earle, Arkansas

Joined Saints: Free Agent, 1979

PRO: After five seasons in NFL at running back, will attempt to make the switch to wide receiver in 1985 . . . played all 16 games in 1984, all on special teams . . . good cover man on punt and kickoff teams . . . last rushing attempt was in 1983 . . . stepped in for George Rogers at Tampa Bay in 1983, rushed for 35 yards in seven carries . . . led Saints in rushing in 1980 with 366 yards. . . also returned 41 kickoffs for 940 yards, including 88-yarder vs. Ram that year . . . had team's only 100-yard rushing day in 1980, gaining 114 at Washington.


COLLEGE: Four-year letterman at Oklahoma . . . played with Elvis Peacock, Kenny King, David Overstreet and Billy Sims . . . once scored three TDs in four carries in a game . . . majored in journalism and public relations.

PERSONAL: Attended Forrest City (Arkansas) High School . . . had tryouts with Edmonton (CFL) and Chicago in 1979 . . . spent 1979 on Edmonton's taxi squad . . . married (Rhonda) with son (Jimmy, Jr.) 8/19/83 . . . lives in Norman, Oklahoma in offseason.

GAMES STARTED/PLAYED: (1980, 9/16); (1981, 0/15); (1982, 1/9); (1983, 0/16); (1984, 0/16). Totals 10/72.

STATISTICS

Year	RUSHING					RECEIVING				KICKOFF RETURNS				
	No.	Yds.	Avg.	LG	TD	No.	Yds.	LG	TD	No.	Yds.	Avg.	LG	TD
1980	80	366	4.6	24	1	27	267	43	2	41	940	22.9	88	0
1981	9	37	4.1	15	0	2	12	9	0	28	621	22.2	44	0
1982	60	178	3.0	32	2	7	31	6	0	1	24	24.0	24	0
1983	26	80	3.1	13	0	None				6	85	14.2	25	0
1984	None					None				None				
Totals	175	661	3.8	32	3	36	310	43	2	76	1670	22.0	88	0



80 LINDSAY SCOTT

Wide Receiver 4th Year With Saints

Ht: 6-1 Wt: 200 College: Georgia

Born: December 6, 1960 at Jesup, Georgia

Joined Saints: Draft Choice No. 1, 1982

PRO: Played in all 16 games in 1984, started five . . . caught 21 passes for 278 yards . . . caught first pro TD pass at Rams 12/2, 14-yarder from Dave Wilson . . . caught 36-yard pass at Cleveland 10/28 in last minute, set up winning field goal . . . had three catches in three games in 1984 . . . caught at least one pass in all but five games . . . in first pro game, caught six passes for 103 yards . . . drafted with one of the choices from San Diego for WR Wes Chandler (Green Bay's no. 1 choice).

COLLEGE: Four-year starter who earned reputation as big play receiver . . . led Georgia in receiving yardage all of his four years . . . owns school records for most receptions (131) and most receiving yards (2,098) . . . 728 yards (42 catches) senior season was school record . . . kept Georgia's 1980 championship season alive with 93-yard TD reception in final minutes vs. Florida . . . first experience in Superdome was Georgia's national championship victory over Notre Dame in 1981 Sugar Bowl . . . majored in broadcast journalism.

PERSONAL: Attended Wayne County High School in Jesup, Georgia . . . compiled 53 catches for 1,453 yards and 24 TDs in two years, plus six TDs on reverses, punt and kickoff returns . . . married (Donna) . . . lives in Kenner.

GAMES STARTED/PLAYED: (1982, 7/8); (1983, 7/16); (1984, 5/16). Totals 19/40.

RECEIVING

Year	No.	Yards	Avg.	LG	TD
1982	17	251	14.8	36	0
1983	24	274	11.4	27	0
1984	21	278	13.2	37	1
Totals	62	803	12.8	37	1



96 DON THORP

Nose Tackle 2nd Year With Saints

Ht: 6-4 Wt: 260 College: Illinois

Born: July 10, 1962 at Chicago, Illinois

Joined Saints: Draft Choice No. 6, 1984

PRO: Was active for first six games in 1984, played in five . . . was placed on injured reserve (neck) for remaining games . . . subbed for injured Derland Moore when he played, performed well . . . is looked upon for similar performance in 1985.

COLLEGE: Big Ten player of the Year for 1983 by UPI . . . all-America choice by Football Writers and Sporting News . . . powerful lineman led Rose Bowl participant Illinois in total tackles in 1983 with 77, 17 of them for 97 yards in losses . . . set Illinois school record with 37 tackles for losses in three-year career . . . played in Hula and Senior Bowls . . . majored in business law.

PERSONAL: Attended Buffalo Grove (Illinois) High School . . . single . . . lives in Champaign, Illinois in offseason.

GAMES STARTED/PLAYED: (1984, 0/5).



82 JOHN TICE

Tight End 3rd Year With Saints

Ht: 6-5 Wt: 243 College: Maryland

Born: June 22, 1960 at Bayshore, Maryland

Joined Saints: Draft Choice No. 3a, 1983

PRO: Played in ten games in 1984 . . . first catch in 1984 was for three-yard TD in opening game vs. Atlanta . . . caught six passes for the year . . . went on injured reserve (ankle) following injury vs. Green Bay 11/4 . . . remained on reserve for final five games of the season . . .

played in all 16 games in 1983 . . . saw a lot of special teams action both seasons . . . scored first NFL TD 10/30/83 at Buffalo . . . used in double tight end situations . . . will improve his game with playing time.

COLLEGE: Honorable mention by AP and Sporting News senior year . . . led Terrapins in receiving junior and senior years . . . saw time at center and tackle earlier in college career . . . played in East-West and Senior Bowl games . . . majored in liberal arts.

PERSONAL: Attended Central Islip (New York) High School . . . played center there . . . brother Mike is tight end with Seattle . . . married (Barbara) with son (John Eric 1/22/85) . . . lives in Kenner.

GAMES STARTED/PLAYED: (1983, 1/16); (1984, 0/10). Totals 1/26.

Year	No.	RECEIVING			LG	TD
		Yards	Avg.			
1983	7	33	4.7		17	1
1984	6	55	9.2		17	1
Totals	13	88	6.8		17	2



14 RICHARD TODD

Quarterback 2nd Year With Saints, 10th in NFL

Ht: 6-2 Wt: 212 College: Alabama

Born: November 19, 1953 at Birmingham, Alabama

Joined Saints: Trade with New York Jets, 1984

PRO: Came into new system with Saints in 1984, had several good games as he started first 14 contests of the season . . . threw for 2,176 yards on 161 completions . . . threw two TD passes four times, vs. Atlanta 9/2, vs. St. Louis 9/23, at Atlanta 11/11, and vs. Pittsburgh 11/19 in Saints' first Monday night win ever . . . threw for 264 yards and led Saints to 450 total offensive yards in win vs. St. Louis 9/23 . . . best day of 1984 was at Cleveland 10/28 when he completed 21 of 27 passes for 294 yards and hit crucial pass inside of two minutes to enable the Saints to kick a long field goal to win, 16-14 . . . ran 28 times for 111 yards on the year . . . came to Saints after leading Jets to playoffs two of his last three seasons there . . . still holds Jets record for fewest interceptions thrown (13 in 1981) . . . had string of 86 consecutive starts broken in game 15 of 1984 . . . was drafted by Jets in first round of 1976, 6th player selected and first quarterback taken that year . . . Saints acquired him for first-round draft choice in 1984 draft.

COLLEGE: Chosen Alabama's top QB of 1970's by Birmingham *Post-Herald* . . . named all-Southeastern Conference by AP and UPI as senior . . . also honorable mention all-America that year . . . led Alabama to three straight SEC titles . . . MVP in 1975 Sugar Bowl . . . also played in Sugar Bowl as sophomore and Orange Bowl as junior . . . threw for 1,642 yards, rushed for 1,254 yards in college career . . . South MVP in Senior Bowl as he threw for 332 yards and two TDs as a drop-back passer, a role he did not play in Alabama's wishbone offense . . . selected to play in College All-Star game against NFL champion, but did not participate . . . received degree in physical education.

PERSONAL: Attended Davidson High School in Mobile, Alabama . . . three-sport letterman there . . . mother and father are both teachers . . . devotes time to many charitable organizations . . . married (Lulu) . . . lives in Birmingham in offseason.

GAMES STARTED/PLAYED: (1976, 6/13); (1977, 11/12); (1978, 5/5); (1979, 15/15); (1980, 16/16); (1981, 16/16); (1982, 9/9); (1983, 16/16); (1984, 14/15). Totals 108/117. Totals with Saints 14/15.

Year	PASSING								RUSHING			
	Att.	Comp.	Pct	Yds.	LG	TD	Int.		No.	Yds.	LG	TD
1976 (Jets)	162	65	.401	870	44	3	12		28	107	22	1
1977 (Jets)	265	133	.501	1863	87	11	17		24	46	13	2
1978 (Jets)	107	60	.561	849	49	6	10		14	18	10	0
1979 (Jets)	334	171	.512	2660	72	16	22		36	93	21	5
1980 (Jets)	479	264	.551	3229	55	17	30		49	330	31	5
1981 (Jets)	497	279	.561	3231	49	25	13		32	131	19	0
1982 (Jets)	261	153	.586	1961	56	14	8		13	-5	17	1
1983 (Jets)	518	308	.595	3478	64	18	26		35	101	17	0
1984	312	161	.516	2178	74	11	19		28	111	15	0
Totals	2935	1594	.543	20319	87	121	157		259	932	31	14



72 CHRIS WARD

Tackle 2nd Year With Saints, 8th in NFL

Ht: 6-3 Wt: 275 College: Ohio State

Born: December 16, 1955 at Cleveland, Ohio

Joined Saints: Free Agent, 1984

PRO: Joined Saints after first regular-season game, saw action in 13 of remaining 15, started eight . . . came in following Dave Lafary's injury in opening contest to fill big hole . . . came from Jets, where

he was no. 1 draft choice in 1978 . . . has started 94 of 100 NFL games he has played in . . . started all 16 games for Jets in 1983 . . . has put in extensive time in weight room in 1985 offseason . . . could challenge for more time at tackle for Saints in 1985.

COLLEGE: 'Chris has the finest work habits of any player I've coached at Ohio State,' said Woody Hayes . . . consensus first-team all-America in 1976 and 1977 and first-team all-Big Ten for three straight seasons . . . named Offensive Lineman of the Year by New York's Downtown Athletic Club during 1977 Heisman ceremonies . . . four-year letterman, three-year starter. . played 1,049 minutes in 44 games (23.8 avg.), more than any player in Ohio State history to that time . . . played in Rose Bowl twice, Orange Bowl, Sugar Bowl and Hula Bowl . . . honor student throughout college . . . majored in finance.

PERSONAL: Attended Patterson Cooperative High School in Dayton, Ohio . . . set Ohio high school discus record . . . married (Karen) to daughter of NFL Hall of Fame running back Jim Brown . . . has remained in Kenner throughout offseason to continue his workouts at Saints' training facility.

GAMES STARTED/PLAYED: (1978, 16/16); (1979, 16/16); (1980, 14/14); (1981, 15/16); (1982, 9/9); (1983, 16/16); (1984, 8/13). Totals 94/100. Totals with Saints 8/13.



73 FRANK WARREN

Defensive End 5th Year With Saints

Ht: 6-4 Wt: 278 College: Auburn

Born: September 14, 1959 at Birmingham, Alabama

Joined Saints: Draft Choice No. 3a, 1981

PRO: Had the best sack year of his career in 1984 with four for 36 yards lost . . . had 52 total tackles on the year . . . defended three passes, forced two fumbles . . . played in all 16 games, started three, two at end, one at nose tackle . . . performed admirably at nose tackle, may be used there again in 1985 . . . has played in every game since becoming a Saint . . . intercepted pass at Dallas in 1983 . . . sees much playing time on passing downs because of hard-charging pass rush ability.

COLLEGE: AP honorable mention all-America in 1980 . . . AP first-team all-Southeastern Conference selection that year . . . 60-foot plus shot

putter for Auburn track team, second in SEC indoor shot in 1978 . . . led team in QB sacks senior season . . . majored in distributive education.

PERSONAL: Attended Phillips High School in Birmingham, Alabama . . . lettered four times in football and track, twice in basketball and wrestling . . . was senior class president . . . married (Cathy) with son (Adam 11/25/75) and daughter (Ebony 7/14/81) . . . lives in Kenner.

GAMES STARTED/PLAYED: (1981, 0/16); (1982, 1/9); (1983, 1/16); (1984, 3/16). Totals 5/57.



49 FRANK WATTELET

Free Safety 5th Year With Saints

Ht: 6-0 Wt: 190 College: Kansas

Born: October 25, 1958 at Paola, Kansas

Joined Saints: Free Agent, 1981

PRO: Started every game at free safety for third consecutive season . . . earned spot in Saints record book by scoring TD on defensive plays in two consecutive games . . . recovered fumble, returned it 22 yards for score vs. St. Louis 9/23, intercepted pass and scored with it from 35 yards at Houston 9/30 . . . also intercepted pass at Giants 12/15 to thwart final scoring drive of the game . . . third on team tackle chart with 220 total in 1984 . . . defended seven passes, recovered one fumble . . . his first pro start came in second game of rookie season, had interception as Saints beat Rams for first win of 1981 season . . . started later that season at strong safety . . . has recovered seven fumbles in his career.

COLLEGE: UPI second team all-Big Eight 1978-80 . . . academic all-Big Eight 1978-79-80 . . . three football letters . . . chosen Kansas' outstanding athletic and academic performer 1979-80 . . . pre-dental major.

PERSONAL: Attended Abilene (Kansas) High School . . . lettered four times in football, basketball and track . . . started bottled water distributorship in New Orleans area with his father . . . married (Tara) . . . lives in Kenner.

GAMES STARTED/PLAYED: (1981, 3/16); (1982, 9/9); (1983, 16/16); (1984, 16/16). Totals 44/57.

Year	INTERCEPTIONS				FUMBLES RECOVERED		
	No.	Yds.	LG	TD	No.	Yds.	TD
1981	3	16	16	0	1	0	0
1982	None				1	0	0
1983	2	33	24	0	3	6	0
1984	2	52	35	1	2	22	1
Totals	7	101	35	1	7	28	1



44 DAVE WAYMER

Cornerback 6th Year With Saints

Ht: 6-1 Wt: 188 College: Notre Dame

Born: July 1, 1958 at Brooklyn, New York

Joined Saints: Draft Choice No. 2, 1980

PRO: Started every game in 1984, led team with four interceptions and 30 passes defended . . . had 120 total tackles on the year . . . forced one fumble . . . led team in 1983 with 43 passes defended . . . has recovered 12 career fumbles . . . has started 64 of 73 games he has played in since joining the Saints in 1980 . . . was pressed into starting spots in ten games as rookie . . . is most experienced of Saints' young secondary.

COLLEGE: Four-year letterman at Notre Dame . . . played flanker as sophomore, cornerback as junior and senior . . . also returned punts . . . defensive captain . . . set school record with two interception returns for TDs vs. Miami in 1979 . . . played in Gator Bowl, two Cotton Bowls and Hula Bowl . . . was member of Notre Dame's national championship team of 1978 . . . holds degree in economics.

PERSONAL: Attended West Charlotte (North Carolina) High School . . . involved in a number of west coast investments during offseason . . . stockbroker . . . married (Sally) . . . lives in Los Angeles in offseason.

GAMES STARTED/PLAYED: (1980, 10/16); (1981, 13/16); (1982, 9/9); (1983, 16/16); (1984, 16/16). Totals 64/73.

Year	INTERCEPTIONS				FUMBLES RECOVERED		
	No.	Yds.	LG	TD	No.	Yds.	TD
1980	None				3	0	0
1981	4	54	31	0	5	0	0
1982	None				2	0	0
1983	None				2	0	0
1984	4	9	9	0	None		
Totals	8	63	31	0	12	0	0



94 JIM WILKS

Defensive End 5th Year With Saints

Ht: 6-5 Wt: 265 College: San Diego State

Born: March 12, 1958 at Los Angeles, California

Joined Saints: Draft Choice No. 12, 1981

PRO: Started every game for second consecutive year, ended season third on team sack chart with 7.5 for 60 yards lost . . . had 127 total tackles on the season . . . big game was at Atlanta 11/11 when he had 2.5 sacks for 22 yards lost in Saints win . . . best sack year of his career was 1983 when he had eight for 59.5 yards lost . . . has recovered four career fumbles . . . has missed only one game in his career because of injury.

COLLEGE: Team captain and honorable mention all-Western Athletic Conference selection in 1980 . . . had solid season in 1980 after rash of injuries kept him out of 1979 regular lineup . . . transferred to San Diego State after being named junior college all-America at Pasadena Community College in 1977 . . . majored in business.

PERSONAL: Attended Pasadena (California) High School . . . high school all-America selection in football . . . one of eleven children . . . married (Andre) . . . lives in Kenner.

GAMES STARTED/PLAYED: (1981, 0/16); (1982, 8/8); (1983, 16/16); (1984, 16/16). Totals 40/56.

Year	SACKS	
	Number	Yards Lost
1981	3.5	38
1982	2	10
1983	8	59.5
1984	7.5	60
Totals	21	167.5

PRONUNCIATION GUIDE

Brad Edelman	ED-ul-mun	Dave Lafary	la-FARR-ee
James Geathers . . . like	FEATHERS	Guido Merkens	GHEE-doe MUR-kins
Jeff Groth	GROWTH	Louis Oubre	OO-bray
Steve Korte	COURT	Frank Wattelet	WATT-lit
Jim Kovach	KOE-vawch		



18 DAVE WILSON

Quarterback 4th Year With Saints

Ht: 6-3 Wt: 211 College: Illinois

Born: April 27, 1959 at Anaheim, California

Joined Saints: Draft Choice No. 1 (Supplemental), 1981

PRO: Saw action in five games in 1984, started final two contests of the season . . . came off bench 12/2 at Rams with Saints down 24-0 and hit three TD passes, the first time since 10/30/83 at Buffalo that a Saints QB threw for three TDs in a game (Wilson also had the three TDs in that game) . . . followed that with 325 yards and three more TD passes the next week, vs. Cincinnati 12/9 . . . 325 yards passing is the first time that a Saints QB threw for 300 yards since 12/5/82 (Ken Stabler vs. Tampa Bay) . . . completed the longest pass of his career (54 yards) to Hoby Brenner for TD as time ran out in the first half . . . finished season directing win over playoff-bound Giants . . . had seven TDs for the season with only three interceptions . . . will vie for starting quarterback role in 1985 . . . had shoulder surgery in 1985 offseason to correct tendon irritation . . . started two games in 1983, and saw relief action in six others . . . threw all but one pass in opening 1983 game, directed 28-17 win over St. Louis . . . led Saints to 24-23 lead in final minutes of last game of the 1983 season vs. Rams with playoffs on the line . . . sat out entire 1982 season with torn knee ligaments suffered in first preseason game . . . started four games as rookie in 1981 . . . completed 51.8 percent of his passes that year.

COLLEGE: Finished 10th in Heisman Trophy balloting as junior . . . set or tied 32 NCAA, Big Ten, and school records in 1980 . . . lost senior eligibility on conference ruling . . . passed for 403 yards vs. Indiana the following week . . . passed for six TDs vs. Ohio State . . . honorable mention all-America by both wire services in 1980 . . . transferred to Illinois from Fullerton (Calif.) College following sophomore season . . . majored in applied life sciences.

PERSONAL: Attended Katella High School in Anaheim, California . . . grew up four blocks from Anaheim Stadium . . . single . . . lives in Anaheim in offseason.

GAMES STARTED/PLAYED: (1981, 4/11); (1982, inj.); (1983, 2/8); (1984, 2/5). Totals 8/24.

Year	PASSING						RUSHING			
	Att.	Comp.	Yds.	LG	TD	Int.	No.	Yds.	LG	TD
1981	158	82	1058	50	1	11	5	1	9	0
1982	injured									
1983	112	66	770	42	7	5	5	3	5	0
1984	84	51	647	54	7	3	3	-7	-2	0
Totals	354	199	2475	54	15	19	13	-3	9	0



45 TIM WILSON

Fullback 3rd Year With Saints, 9th in NFL

Ht: 6-3 Wt: 237 College: Maryland

Born: January 14, 1955 at New Castle, Delaware

Joined Saints: Waivers from Los Angeles Raiders, 1983

PRO: Saw action in 12 games in 1984, mostly on special teams . . . rushed twice for eight yards on the season . . . returned one kickoff for 16 yards . . . was placed on injured reserve (knee) for final four games of the season . . . was also on injured reserve in 1983 (hamstring) for 10 weeks . . . was drafted in third round by Oilers in 1977, saw extensive action as lead blocker in Oilers' I-formation 1977-80 . . . has played in two AFC championship games . . . best year was 1978 when he rushed for 431 yards and caught 15 passes . . . was acquired and released by Raiders during 1983 training camp . . . Saints picked him up during camp that year.

COLLEGE: Primarily used as a blocker, gained 610 yards rushing and scored six TDs during college career . . . played as collegian in Liberty, Gator and Cotton Bowls . . . played in Senior Bowl following college career . . . majored in accounting.

PERSONAL: Attended De La Warr High School in New Castle, Delaware . . . rushed for 1,134 yards and 19 TDs during senior year . . . spends time working with charitable groups, helps Earl Campbell with annual golf tournament in Houston benefiting sickle cell anemia research . . . married (Valenda) with daughter (Talyce 5/12/81) . . . resides in Houston, Texas in offseason.

GAMES STARTED/PLAYED: (1977, 5/10); (1978, 13/16); (1979, 16/16); (1980, 15/16); (1981, 9/16); (1982, 1/9); (1983, 0/6); (1984, 0/12). Totals 59/101. Totals with Saints 0/18.

Year	RUSHING					RECEIVING			
	No.	Yds.	Avg.	LG	TD	No.	Yds.	LG	TD
1977 (Oilers)	99	343	3.5	16	3	20	107	17	0
1978 (Oilers)	126	431	3.4	24	0	15	91	14	1
1979 (Oilers)	84	319	3.8	19	2	29	208	24	1
1980 (Oilers)	66	257	3.9	15	1	30	170	13	1
1981 (Oilers)	13	35	2.7	7	0	5	33	11	0
1982 (Oilers)	None					None			
1983	8	21	2.6	7	0	None			
1984	2	8	4.0	5	0	None			
Totals	398	1414	3.6	24	6	99	609	24	3



30 WAYNE WILSON

Halfback 7th Year With Saints

Ht: 6-3 Wt: 220 College: Shepherd

Born: September 4, 1957 at Montgomery, Maryland

Joined Saints: Free Agent, 1979

PRO: Played in 14 games in 1984, started two at fullback in relief of Hokie Gajan . . . ran for 261 yards, tied for second on team with 33 pass receptions . . . scored four TDs, three receiving . . . caught eight passes vs. Pittsburgh 11/19 . . . rushed for 53 yards and a TD in only five carries vs. Green Bay 11/4 . . . missed game at Rams 12/2 with injury (toe) . . . had offseason arthroscopic surgery to repair knee that bothered him entire 1984 season . . . used often in Saints' single-back formation . . . is sixth on Saints' alltime rushing chart, just 81 yards behind Mike Strachan . . . fourth (tie) on alltime team touchdown scoring with 27 . . . moved past Chuck Muncie and Bob Newland to sixth-place on team alltime receiving list with 140 . . . had best year of pro career in 1983, rushing for 787 yards, caught 20 passes . . . had three consecutive 100-yard rushing games subbing for injured George Rogers (31-108 at Dallas 9/25; 34-160 vs. Miami 10/2; 18-103 at Atlanta 10/9) . . . led team in total offensive yards gained 1982 and 83 . . . returned kickoff 75 yards to set up winning score vs. Kansas City in 1982 . . . drafted in 12th round by Oilers in 1979 by O.A. (Bum) Phillips, then at Houston . . . released by Oilers, picked up by Saints, made team primarily as special teamer . . . started seven games in 1980 at fullback.

COLLEGE: Honorable mention all-America in 1978 . . . jack-of-all-trades led Shepherd to two divisional titles in West Virginia Conference . . . four-year starter . . . holds degree in recreation.

PERSONAL: Attended Howard High School in Ellicott City, Maryland . . . spent a couple of offseasons as substitute teacher in high school

. . . married (Jackie) with son (Kyle 1/4/83) . . . lives in Columbia, Maryland during offseason.

GAMES STARTED/PLAYED: (1979, 0/14); (1980, 7/15); (1981, 0/16); (1982, 7/8); (1983, 8/14); (1984, 0/14). Totals 22/81.

Year	RUSHING					RECEIVING				KICKOFF RETURNS			
	No.	Yds.	Avg.	LG	TD	No.	Yds.	LG	TD	No.	Yds.	LG	TD
1979	5	26	5.2	16	0	None				11	230	31	0
1980	63	188	3.0	15	1	31	241	42	1	9	159	27	0
1981	44	137	3.1	12	1	31	384	55	4	31	722	57	0
1982	103	413	4.0	20	3	25	175	34	2	7	192	75	0
1983	199	787	4.0	29	9	20	178	24	2	10	257	52	0
1984	74	261	3.5	36	1	33	314	34	3	1	23	23	0
Totals	488	1812	3.7	36	15	140	1282	55	12	69	1583	75	0



56 DENNIS WINSTON

Linebacker 4th Year With Saints, 9th in NFL

Ht: 6-0 Wt: 244 College: Arkansas

Born: October 25, 1955 at Forrest City, Arkansas

Joined Saints: Trade with Pittsburgh, 1982


PRO: Tied for team tackle lead with 239 total stops . . . intercepted two passes in 1984, returned both for TDs (43 yards at Dallas 10/21, 47 yards vs. Pittsburgh 11/19) . . . score vs. Pittsburgh proved to be winning points in 27-24 game . . . also had half sack and forced a fumble in that game . . . has started every game at inside linebacker for Saints since coming to New Orleans in 1982 (41) . . . voted MVP on defense by teammates in 1982 . . . major contributor on unit that led NFL in total defense in 1983 . . . member of two Super Bowl Champion teams at Pittsburgh (1978-79) . . . started 13 games for Steelers in 1979, including playoffs . . . has received three game balls for performances against Dallas in his career . . . selected in 5th round by Steelers in 1977 draft . . . Saints gave no. 6 choice in 1982 draft to get him.

COLLEGE: Lettered four years at Arkansas . . . started at linebacker and defensive end . . . co-captain his senior year . . . won national lineman of the week honors with 19 solo tackles in game vs. USC . . . twice named Sports Illustrated player of the week . . . played in North-South Shrine Game . . . majored in education.

PERSONAL: Attended Robert E. Lee High School in Marianna, Arkansas . . . honored as Arkansas' Pro Athlete of the Year in 1980 . . . nicknamed 'Dirt' . . . one of eight children . . . married (Sundra) with daughter (Bianca Turquoise 4/26/81) . . . lives in Fayetteville, Arkansas during offseason.

GAMES STARTED/PLAYED: (1977, 4/13); (1978, 0/16); (1979, 11/16); (1980, 3/14); (1981, 4/14); (1982, 9/9); (1983, 16/16); (1984, 16/16). Totals 63/114. Totals With Saints 41/41.

INTERCEPTIONS			
Year	No.	Yards	TD
1977 (Steelers)	2	7	0
1978 (Steelers)	None		
1979 (Steelers)	3	48	1
1980 (Steelers)	None		
1981 (Steelers)	1	1	0
1982	2	-2	0
1983	3	21	0
1984	2	90	2
Totals	13	165	3



89 TYRONE YOUNG

Wide Receiver 3rd Year With Saints

Ht: 6-6 Wt: 192 College: Florida

Born: April 29, 1960 at Ocala, Florida

Joined Saints: Free Agent, 1983

PRO: Played in every game, broke into the starting lineup eight times in 1984 . . . caught 29 passes, fourth on squad . . . scored three TDs . . . caught at least one pass in first 15 games of the year, was blanked only at Giants 12/15 . . . caught longest pass of the year for Saints, a 74-yarder from Richard Todd at Chicago 10/7 . . . had first career 100-yard receiving day at Cleveland 10/28 (4-101) . . . caught seven passes in 1983, but three were for TDs . . . with 6-6 height and excellent jumping ability, he has become renown for his 'Alley Oop' capabilities in the opponents' end zone . . . nicknamed 'Ty in the Sky' by teammates.

COLLEGE: Lettered four years in football, including quarterback duties, one in basketball . . . second-team all-Southeastern Conference selection by wire services senior season . . . majored in public recreation with public relations minor.

PERSONAL: Attended Forest High School in Ocala, Florida . . . personable player makes promotional and charitable appearances in New Orleans area . . . single . . . lives in Kenner in offseason.

GAMES STARTED/PLAYED: (1983, 0/16); (1984, 8/16). Totals 8/32.

Year	No.	RECEIVING			
		Yards	Avg.	LG	TD
1983	7	85	12.1	32	3
1984	29	597	20.6	74	3
Totals	36	682	18.9	74	6

WHAT TO LOOK FOR IN 1985

Saints, with winning season in 1985, first in club history. **Morten Andersen** to become Saints' alltime leading scorer. He needs 47 to tie Charlie Durkee for alltime lead at 243 points.

Hoby Brenner to catch his 100th career pass. He has 92. **Earl Campbell**, with good year, to go over 10,000 rushing yards. He needs 1,236 yards to reach the 10,000-yard plateau.

Kenny Duckett to catch his 50th career pass. He has 46.

Jeff Groth to catch his 150th pass. He has 137.


Rickey Jackson to return to a club-record third NFC-AFC Pro Bowl.

Derland Moore to play in his 175th game as a Saint. He has 163.

Richard Todd to throw his 3,000th career pass. He has 2,935.

Wayne Wilson to rush for his 2,000th career yard and catch his 150th career pass. He has 1,812 yards rushing, and 140 career receptions.

Tyrone Young to catch his 50th pass. He has 36.



TOLES

**1984
Saints Rookies
(Draft Choices)**



GILBERT



DEL RIO



ALLEN



MARTIN

1 — ALVIN TOLES, Linebacker 6-1 211 Tennessee

Defensive coordinator Wade Phillips calls him "a natural" ... considered an impact player that can help defense right away, both as outside linebacker and in nickel situations ... he feels he can bulk-up 10-15 pounds without depleting any of his speed or quickness, qualities that made him a no. 1 prospect ... standout linebacker as a junior when he led Vols defense in tackles ... played only three games last year due to ankle fracture in game no. 4 which was repaired surgically and is now 100% ... played fullback freshman and sophomore seasons before moving to linebacker in spring, 1983 ... capped his first season at linebacker (1983) by earning Outstanding Defensive Player honors in Citrus Bowl game ... made second team all-SEC in his first season at linebacker ... was 24th player selected overall, 4th linebacker selected, 13th defensive player picked ... inside linebacker in college and drew strong reviews for hard-hitting style ... Head coach O.A. (Bum) Phillips: "... Not big, but fast and intense. He can be an impact player coming in to our team" ... attended Mary Persons High School in Forsythe, Georgia ... college major is human services ... born March 23, 1963 at Barnesville, Georgia.

2 — DAREN GILBERT, Tackle 6-6 285 Cal State-Fullerton

Head coach O.A. (Bum) Phillips calls him "one of the better choices we've made in 3-4 years" ... played both left and right tackle in college ... extremely quick feet and very agile for big man ... excellent pass protector ... developed agility as a pre-high school soccer player when he was too big to make weight limits for youth football programs ... natural southpaw broke left hand when young and became ambidextrous, possibly accounting for his ability to move comfortably to either side of line ... started every game at tackle last three seasons and was co-captain on most successful

squads in team history ... selected all-West Coast (UPI) and all-Pacific Coast Athletic Conference and played in East-West Shrine game ... expected to be immediate contributor on Saints unit that experienced rash of offensive line injuries last season, including loss of both starting tackles during season ... attended Dominguez High School in Compton, California ... college major is criminal justice ... born October 3, 1963 at San Diego, California.

3 — JACK DEL RIO, Linebacker 6-4 235 Southern California


Consensus all-America selection was four-year starter for Trojans at outside linebacker who should be impact player for the Saints in 1985 ... was finalist for the 1984 Lombardi Award ... led USC defense three years in tackles-for-loss and totalled 57-365 in that category for career, including 20 QB sacks ... also has speed to cover ... played in East-West Shrine and Japan Bowl post-season games ... freshman defensive player of year by Football News ... standout baseball player was drafted from high school by Toronto Blue Jays and was starting catcher on Trojan team ... could play inside or outside for Saints ... 4.9 speed in 40 ... head coach O.A. (Bum) Phillips: "He's not a burner, but he has great recognition and reaction. He's sure fast enough to run over and make the tackle" ... could be a real "find" as no. 3 choice ... attended Hayward (Calif.) High School near home of Castro Valley, Calif. ... college major is public administration ... born April 4, 1963 at Castro Valley.

4 — BILLY ALLEN, Defensive Back 6-1 210 Florida State

After three years at running back, was switched to strong safety for senior season, started every game ... had 48 tackles, 35 unassisted, one interception ... also returned 29 kickoffs in career for 24.2 average and one TD ... strong, fast, was also on Florida State's 400 meter relay team ... spent time in Air Force before attending



KOHLBRAND



JOHNSON



SONGY

college, trained dogs for combat in K-9 Corps . . . attended Glenville High School in Cleveland, Ohio . . . majored in criminology . . . lives in Cleveland.

7 — ERIC MARTIN, Wide Receiver 6-1 195 Louisiana State

Ended his collegiate career as the alltime Southeastern Conference receiving yardage leader (2,625) . . . also holds LSU school marks for career pass receptions (152), season pass receptions (52 in 1983), most receiving yards in a single game (209), and most yards receiving in a single season (1,064 in 1983) . . . has amassed more than 100 yards in 11 games in his career . . . voted first-team all-America by Sporting News in 1984, and first-team all-SEC by AP . . . came to LSU as tailback, spent freshman year returning kicks, was second in NCAA, holds another LSU record with 100-yard return that year . . . born 11/8/61 in Van Vleck, Texas . . . lives in Baton Rouge.

8 — JOE KOHLBRAND, Defensive End 6-4 240 Miami

Large, rangy player will be tried at linebacker with Saints . . . played four years at Miami, saw extensive action as freshman . . . led team in tackles as sophomore with 61 . . . played on Hurricanes' national championship team of 1983 . . . lettered three seasons . . . earned teams' most dedicated player award in 1982 . . . was a force at Merritt Island High School, lettered in football, track, and basketball . . . played on state championship football team as senior . . . born March 18, 1963 at Merritt Island, Florida . . . majored in finance.

9 — EARL JOHNSON, Cornerback 6-0 190 South Carolina

Versatile athlete, the fastest player on Gamecocks' football team with 4.4-second time in the 40-yard dash . . . missed playing time

with nagging injuries, but is rated one of the better players on the team . . . also member of track team, finished third in Metro Conference decathlon after leading until final event . . . also ran on 400-meter relay team . . . honorable mention all-state in high school and prep all-America in track . . . born October 20, 1953 at Daytona Beach, Florida . . . majored in business management.

12 — TREG SONGY, Safety 6-2 200 Tulane

Had 61 tackles for Tulane last season, 48 unassisted . . . led secondary in tackles junior year with 79 . . . has great size, speed, strength . . . has been clocked at 4.5 in the 40-yard dash . . . attended St. Augustine High School in New Orleans . . . born June 15, 1963 in New Orleans . . . majored in sports administration.



SAINTS BIG THREE — June 3, 1985, Tom Benson, flanked by O.A. (Bum) Phillips and Eddie Jones, announce at Superdome news conference that the sale of the Saints to the Benson group is completed.

SAINTS 1985 VETERANS ROSTER

No.	Name	Pos.	Ht.	Wt.	NFL Exp.	Birthday	College	Games in '84
7	Andersen, Morten	K	6-2	205	4	8/19/60	Michigan State	16
22	Anthony, Tyrone	RB	5-11	212	2	3/ 3/62	North Carolina	15
85	Brenner, Hoby	TE	6-4	245	5	6/ 2/59	Southern California	16
67	Brock, Stan	T	6-6	288	6	6/ 8/58	Colorado	14
35	Campbell, Earl	HB	5-11	233	8	3/29/55	Texas	8
65	Carter, David	C	6-2	275	9	11/27/53	Western Kentucky	7
75	Clark, Bruce	DE	6-3	281	4	3/31/58	Penn State	15
68	Clark, Kelvin	G	6-3	273	7	1/30/56	Nebraska	16
83	Duckett, Kenny	WR	6-0	179	4	10/ 1/59	Wake Forest	11
63	Edelman, Brad	G	6-6	262	4	9/ 3/60	Missouri	11
99	Elliott, Tony	NT	6-2	280	4	4/23/59	North Texas State	4
26	Fields, Jitter	CB	5-8	188	2	8/16/62	Texas	13
46	Gajan, Hokie	FB	5-11	226	4	9/ 6/59	Louisiana State	14
20	Gary, Russell	SS	5-11	196	5	7/31/59	Nebraska	16
97	Geathers, James	DE	6-7	267	2	6/26/60	Wichita State	16
88	Goodlow, Eugene	WR	6-2	181	3	12/19/58	Kansas State	10
86	Groth, Jeff	WR	5-10	181	7	7/ 2/57	Bowling Green	16
10	Hansen, Brian	P	6-3	218	2	10/26/60	Sioux Falls	16
28	Harding, Greg	FS	6-2	197	2	7/31/60	Nicholls State	3
87	Hardy, Larry	TE	6-3	246	8	7/ 9/56	Jackson State	6
92	Haynes, James	LB	6-2	227	2	8/ 9/60	Mississippi Valley	10
61	Hilgenberg, Joel	C/G	6-3	253	2	7/10/62	Iowa	10
24	Hoage, Terry	FS	6-3	199	2	4/11/62	Georgia	14
57	Jackson, Rickey	LB	6-2	239	5	3/20/58	Pittsburgh	16
34	Johnson, Bobby	DB	6-0	187	3	9/ 1/60	Texas	16
60	Korte, Steve	C	6-2	271	3	1/15/60	Arkansas	15
52	Kovach, Jim	LB	6-2	239	7	5/ 1/56	Kentucky	15
64	Lafary, Dave	T	6-7	285	8	1/13/55	Purdue	1
93	Lewis, Gary	NT	6-3	261	2	1/14/61	Oklahoma State	0
98	Lewis, Reggie	DE	6-2	251	4	1/20/54	San Diego State	13
29	Lewis, Rodney	CB	5-11	186	3	4/ 2/59	Nebraska	16
19	Merkens, Guido	QB/WR	6-1	197	8	8/14/55	Sam Houston State	16
84	Miller, Junior	TE	6-4	244	6	11/26/57	Nebraska	15
74	Moore, Derland	NT	6-4	273	13	10/ 7/51	Oklahoma	12
66	Oubre, Louis	G	6-4	272	4	5/15/58	Oklahoma	12
51	Paul, Whitney	LB	6-3	218	10	10/ 8/55	Colorado	16
53	Pelluer, Scott	LB	6-2	227	5	4/28/59	Washington State	16
25	Poe, Johnnie	CB	6-1	194	5	8/29/59	Missouri	16
58	Redd, Glen	LB	6-1	231	4	6/17/58	Brigham Young	16
41	Rogers, Jimmy	HB	5-10	195	6	6/29/55	Oklahoma	16
80	Scott, Lindsay	WR	6-1	200	4	12/ 6/60	Georgia	16
96	Thorp, Don	NT	6-4	260	2	7/10/62	Illinois	5
82	Tice, John	TE	6-5	243	3	6/22/60	Maryland	10
14	Todd, Richard	QB	6-2	212	10	11/19/53	Alabama	15
72	Ward, Chris	T	6-3	269	8	12/16/55	Ohio State	13
73	Warren, Frank	DE	6-4	278	5	9/14/59	Auburn	16
49	Wattelet, Frank	FS	6-0	185	5	10/25/58	Kansas	16
44	Waymer, Dave	CB	6-1	188	6	7/ 1/58	Notre Dame	16
94	Wilks, Jim	DE	6-5	265	5	3/12/58	San Diego State	16
18	Wilson, Dave	QB	6-3	211	4	4/27/59	Illinois	5
45	Wilson, Tim	FB	6-3	237	9	1/14/55	Maryland	12
30	Wilson, Wayne	HB	6-3	220	7	9/ 4/57	Shepherd	14
56	Winston, Dennis	LB	6-0	244	9	10/25/55	Arkansas	16
89	Young, Tyrone	WR	6-6	192	3	4/29/60	Florida	16

Saints 1985 Numerical Roster

Morten Andersen	39	Brett Maxie	67	Stan Brock
Peter O'Brien	40	David Glasco	68	Kelvin Clark
Brian Hansen	41	Jimmy Rogers	69	James Boyd
David Worsham	42	Eric Martin	70	Scott McLaughlin
Richard Todd	43	Bobby Fowler	72	Chris Ward
Steven Hoffman	44	Dave Waymer	73	Frank Warren
Kelly Powell	45	Tim Wilson	74	Derland Moore
Jerry Wheeler	46	Hokie Gajan	75	Bruce Clark
Dave Wilson	47	Henry Manuel	77	Daren Gilbert
Guido Merkens	48	Mike Dellocono	80	Lindsay Scott
Russell Gary	49	Frank Wattelet	82	John Tice
Earl Johnson	50	Jack Del Rio	83	Kenny Duckett
Tyrone Anthony	51	Whitney Paul	84	Junior Miller
Maurice Aikens	52	Jim Kovach	85	Hoby Brenner
Terry Hoage	53	Scott Pelluer	86	Jeff Groth
Johnnie Poe	54	Alvin Toles	87	Larry Hardy
Jitter Fields	55	Joe Kohlbrand	88	Eugene Goodlow
Treg Songy	56	Dennis Winston	89	Tyrone Young
Greg Harding	57	Rickey Jackson	90	Benjamin Edwards
Rodney Lewis	58	Glen Redd	92	James Haynes
Wayne Wilson	59	Bruce Green	93	Gary Lewis
Billy Allen	60	Steve Korte	94	Jim Wilks
Dennis Kuithe	61	Joel Hilgenberg	95	Kenneth Peters
Bobby Johnson	63	Brad Edelman	96	Don Thorp
Earl Campbell	64	Dave Lafary	97	James Geathers
Scott Napier	65	David Carter	98	Reggie Lewis
Rob Bennett	66	Louis Oubre	99	Tony Elliott
Sam Bailey				

Saints 1985 First-Year Roster

Name	Pos.	Ht.	Wt.	Born	College	How Acq.
Aikens, Maurice	WR	6-1	188	10/13/60	Jackson State	FA
Allen, Billy	DB	5-11	210	9/25/58	Florida State	D4
Bailey, Sam	WR	6-1	182	6/ 5/62	Eastern Kentucky	FA
Bennett, Rob	TE	6-5	250	8/ 4/63	West Virginia	FA
Boyd, James	G	6-3	275	6/21/63	Northwestern State	FA
Dellocono, Michael	WR	5-9	176	6/25/61	Louisiana Tech	FA
Del Rio, Jack	LB	6-4	235	4/ 4/63	Southern California	D3
Edwards, Benjamin	TE	6-3	240	5/21/63	James Madison	FA
Fowler, Bobby	TE	6-2	230	9/11/60	Louisiana Tech	FA
Gilbert, Daren	T	6-6	285	10/ 3/63	Cal State-Fullerton	D2
Glasco, David	DB	6-0	198	3/11/62	S.W. Texas State	FA
Green, Bruce	LB	6-2	225	11/17/62	Texas Southern	FA
Hoffman, Steven	P	6-0	185	9/ 8/58	Dickinson	FA
Johnson, Earl	CB	6-0	190	10/20/63	South Carolina	D9
Kohlbrand, Joe	DE	6-4	242	3/18/63	Miami	D8
Kuithe, Dennis	TE	6-3	230	6/ 4/62	No. Texas State	FA
Manuel, Henry	WR	6-0	190	2/24/63	Southwestern (Kan.)	FA
Martin, Eric	WR	6-1	195	11/ 8/61	Louisiana State	D7
Maxie, Brett	FS	6-2	190	1/13/62	Texas Southern	FA
McLaughlin, Scott	G	6-3	265	11/23/61	Rice	FA
Napier, Scott	FB	6-1	245	6/11/62	Redlands	FA
O'Brien, Peter	K	5-10	180	7/15/60	Idaho	FA
Peters, Kenneth	TE	6-4	245	9/30/60	Houston	FA
Powell, Kelly	QB	6-3	203	10/ 6/61	Mississippi	D12
Songy, Treg	DB	6-1	195	6/15/63	Tulane	D1
Toles, Alvin	LB	6-1	211	3/23/63	Tennessee	FA
Wheeler, Jerry	WR	6-0	190	2/28/61	Northwestern La.	FA
Worsham, David	QB	6-3	207	4/15/59	Arkansas Tech	FA

ief,

ias)
ore
nts

igh
85.

orn
l in
35.

orn
l in
85.

) at
ake
ent,

245
n in
984

orn
ool
ttle

igh
ent,

na)
est
ree

ies
as

OTHER SAINTS FOR 1985

MAURICE AIKENS, Wide Receiver, Jackson State . . . 6-1, 188 . . . born 10/13/60 at Mobile, Alabama . . . attended Blount High School in Prichard, Alabama . . . single . . . went to camp with N.Y. Giants in 1984 . . . joined Saints as free agent, 1985.

ROB BENNETT, Tight End, West Virginia . . . 6-5, 250 . . . born 6/5/62 at Dayton, Ohio . . . attended Upsher High School in Buchhannon, West Virginia . . . married (Vicki) with one child . . . joined Saints as free agent, 1985.

SAM BAILEY, Wide Receiver, Eastern Kentucky . . . 6-1, 182 . . . born 8/4/63 at Harvey, Louisiana . . . attended West Jefferson High School in Harvey . . . single . . . joined Saints as free agent, 1985.

JAMES BOYD, Guard, Northwestern Louisiana State . . . 6-3, 275 . . . born 6/21/63 at Houston, Texas . . . attended Conroe (Texas) High School . . . married (Kelly) . . . joined Saints as free agent, 1985.

BENJAMIN EDWARDS, Tight End, James Madison . . . 6-3, 240 . . . born 5/21/63 at Memphis, Tennessee . . . attended Salem (Virginia) High School . . . single . . . joined Saints as free agent, 1985.

BOBBY FOWLER, Tight End, Louisiana Tech . . . 6-2, 230 . . . born 9/11/60 at Temple, Texas . . . attended Angleton (Texas) High School . . . single . . . went to camp with Saints in 1984 . . . joined Saints as free agent, 1985.

DAVID GLASCO, Defensive Back, Southwest Texas State . . . 6-0, 198 . . . born 3/11/62 at San Antonio, Texas . . . attended Sam Houston High School in San Antonio . . . single . . . joined Saints as free agent, 1985.

BRUCE GREEN, Linebacker, Texas Southern . . . 6-2, 225 . . . born 11/17/62 at St. Petersburg, Florida . . . attended Dixie Hollins High School in St. Petersburg . . . single . . . joined Saints as free agent, 1985.

STEVEN HOFFMAN, Punter, Dickinson College . . . 6-0, 185 . . . born 9/8/58 at Camden, New Jersey . . . attended York Suburban High School in York, Pennsylvania . . . single . . . went to training camp with Washington 1981, 1983 . . . went to camp with Seattle in 1984 . . . joined Saints as free agent, 1985.

DENNIS KUITHE, Tight End, North Texas State . . . 6-3, 230 . . .

born 6/4/62 at Houston, Texas . . . attended Elsie High School in Alief, Texas . . . single . . . joined Saints as free agent, 1985.

HENRY MANUEL, Wide Receiver, Southwestern College (Kansas) . . . 6-0, 190 . . . born 2/24/63 at Lansing, Michigan . . . attended LeFlore High School in Itta Bena, Mississippi . . . single . . . joined Saints as free agent, 1985.

BRETT MAXIE, Defensive Back, Texas Southern . . . 6-2, 190 . . . born 1/13/62 at Dallas, Texas . . . attended James Madison High School in Dallas . . . single . . . joined Saints as free agent, 1985.

SCOTT MCLAUGHLIN, Guard/Center, Rice . . . 6-3, 265 . . . born 11/23/61 at Celina, Ohio . . . attended Stratford High School in Houston, Texas . . . single . . . joined Saints as free agent, 1985.

SCOTT NAPIER, Fullback, Redlands College . . . 6-1, 245 . . . born 6/11/62 at Rochester, New York . . . attended Grant High School in Van Nuys, California . . . single . . . joined Saints as free agent, 1985.

PETER O'BRIEN, Kicker, Idaho . . . 5-10, 180 . . . born 7/15/60 at Glen Cove, New York . . . attended Lakeridge High School in Lake Oswego, Oregon . . . married (Andrea) . . . joined Saints as free agent, 1985.

KENNETH PETERS, Tight End, University of Houston . . . 6-4, 245 . . . born 9/30/60 at Dallas, Texas . . . attended North Dallas High in Houston, Texas . . . single . . . went to camp with L.A. Rams in 1984 . . . joined Saints as free agent, 1985.

KELLY POWELL, Quarterback, Mississippi . . . 6-3, 203 . . . born 10/6/61 at Atmore, Alabama . . . attended Baldwin County High School in Bay Minette, Alabama . . . single . . . went to camp with Seattle in 1985 . . . joined Saints as free agent, 1985.

STEVE RIGGINS, Linebacker, Southern Colorado . . . 6-2, 230 . . . born 8/9/62 at Eldorado, Arkansas . . . attended Henry Ford High School in Detroit, Michigan . . . single . . . joined Saints as free agent, 1985.

JERRY WHEELER, Wide Receiver, Northwestern State (Louisiana) . . . 6-0, 190 . . . born 2/28/61 at Monroe, Louisiana . . . attended West Monroe (Louisiana) High School . . . single . . . joined Saints as free agent, 1985.

DAVID WORSHAM, Quarterback, Arkansas Tech . . . 6-3, 207 . . . born 4/15/59 at Corpus Christi, Texas . . . attended Oliver Holmes High School in San Antonio, Texas . . . single . . . joined Saints as free agent, 1985.

It's only natural that 10-K

the natural thirst quencher made with natural
flavors, half the sodium of Gatorade®, no caffeine,
no NutraSweet®, no saccharine, no salty taste
and 100% of the U.S. Recommended Daily
Allowance of Vitamin C per 8 ounce serving,

comes from Kentwood Spring Water.

It's a Natural!

Drinking Water of the New Orleans Saints

Look for 10K soon in
your favorite store.



SAINTS 1985 TRAINING CAMP DEPTH CHART*

OFFENSE

WR—88 Eugene Goodlow, 86 Jeff Groth, 48 Mike Dellocono
 LT—64 Dave Lafary, 72 Chris Ward, **77 Daren Gilbert**
 LG—63 Brad Edelman, 65 David Carter
 C—60 Steve Korte, 61 Joel Hilgenberg
 RG—68 Kelvin Clark, 66 Louis Oubre
 RT—67 Stan Brock, 72 Chris Ward, **77 Daren Gilbert**
 TE—85 Hoby Brenner, 82 John Tice, 87 Larry Hardy, 84 Junior Miller
 WR—89 Tyrone Young, 80 Lindsay Scott, 83 Kenny Duckett,
 41 Jimmy Rogers, **42 Eric Martin**
 QB—18 Dave Wilson, 14 Richard Todd, 19 Guido Merkens
 HB—38 George Rogers, 35 Earl Campbell, 22 Tyrone Anthony
 FB—46 Hokie Gajan, 30 Wayne Wilson, 45 Tim Wilson

DEFENSE

LE—75 Bruce Clark, 97 James Geathers, 94 Gary Lewis
 NT—74 Derland Moore, 99 Tony Elliott, 96 Don Thorp
 RE—94 Jim Wilks, 73 Frank Warren, 98 Reggie Lewis
 LOLB—57 Rickey Jackson, 92 James Haynes, **55 Joe Kohlbrand**
 LILB—56 Dennis Winston, 58 Glen Redd, **54 Alvin Toles**
 RILB—52 Jim Kovach, 53 Scott Pelluer
 ROLB—51 Whitney Paul, 92 James Haynes, **50 Jack Del Rio**
 LCB—44 Dave Waymer, 29 Rodney Lewis, **21 Earl Johnson**
 RCB—25 Johnnie Poe, 26 Jitter Fields, 28 Greg Harding, **32 Billy Allen**
 SS—20 Russell Gary, 34 Bobby Johnson, **27 Treg Songy**
 FS—49 Frank Wattelet, 24 Terry Hoage

SPECIALISTS

P—10 Brian Hansen
 K— 7 Morten Andersen
 H—19 Guido Merkens, 86 Jeff Groth
 PC—61 Joel Hilgenberg, 65 David Carter
 KC—61 Joel Hilgenberg, 65 David Carter
 PR—26 Jitter Fields, 86 Jeff Groth
 KR—22 Tyrone Anthony, 26 Jitter Fields

*1984 Draft Choices in Bold Type

HOW THE SAINTS WERE BUILT (Final Roster of The 1984 Season)

Year	Draft (33)	Trade (7)	Free Agents (10)
1973	Moore, Derland (2) NT		
4-8-2			
1974			
5-9-0			
1975			
2-12-0			
1976			
4-10-0			
1977	Lafary, Dave (5a) OT		
3-11			
1978	Hardy, Larry (12) TE		
7-9			
1979	Kovach, Jim (4) LB		Wilson, Wayne, RB
8-8			
1980	Brock, Stan (1) OT Waymer, David (2) CB		Rogers, Jimmy, RB
1-5			
1981	Wilson, Dave (1) QB Gary, Russell, (2a) SS Jackson, Rickey (2b) LB Warren, Frank (3a) DT Brenner, Hoby (3b) TE Oubre, Louis, (5a) G Poe, Johnnie, (6b) CB Redd, Glenn (6c) LB Gajan, Hokie, (10), RB Wilks, Jim (12) DL		Groth, Jeff, WR
4-12			
1982	Scott, Lindsay (1) WR Edelman, Brad (2) OL Lewis, Rodney (3a) CB Goodlow, Eugene (3b) WR Duckett, Kenny (3c) WR Andersen, Morten (4) K Elliott, Tony (5) DL	Clark, Bruce, DL (from Green Bay) Clark, Kelvin, OL (from Denver) Paul, Whitney, LB (from Kansas City) Winston, Dennis, LB (from Pittsburgh)	Lewis, Reggie, DL
4-5			
1983	Korte, Steve (2) OL Tice, John (3a) TE Lewis, Gary (4) NT		Johnson, Bobby, DB Young, Tyrone, WR
8-8			
1984	Geathers, James (2) DL Hoage, Terry (3a) DB Anthony, Tyrone (3b) RB Hilgenberg, Joel (4) C Fields, Jitter (5) DB-KR Thorp, Don, (6) DL Hansen, Brian (9) P	Todd, Richard, QB (from N.Y. Jets) Miller, Junior, TE (from Atlanta) Campbell, Earl, RB (from Houston)	Carter, David, OL Harding, Greg, DB Haynes, James, LB Ward, Chris, OL
7-9			

Waivers (3) — Guido Merkens, QB, from Houston, 1980; Scott Pelluer, LB, from Dallas, 1981; Tim Wilson, RB, from Raiders, 1983.

1984 Game Summaries

FALCONS 36, SAINTS 28

Sept. 2 at Superdome (66,652)

Atlanta surprised the Saints with 422 offensive yards, 249 rushing spearheaded by Gerald Riggs' 202. But New Orleans had its chance provided by the defense when Rickey Jackson picked off a Falcons pass and returned it to the Atlanta eight-yard line with less than four minutes to play. Trailing 33-28, Atlanta recovered a Saints fumble on the three, and Riggs busted a 57-yard run on the next play. Mick Luckhurst kicked a 48-yard field goal to put the game out of reach. Dave Lafary was lost for the season with a broken ankle, a sign of things to come for the 1984 Saints.

Atlanta 5 14 7 10—36
New Orleans 7 14 0 7—28

SCORING

Atl.—Luckhurst 38 field goal
Atl.—Safety, Todd tackled in end zone
N.O.—G. Rogers 3 run (Andersen kick)
Atl.—Jackson 50 pass from Bartkowski (Luckhurst kick)
N.O.—Young 18 pass from Todd (Andersen kick)
Atl.—Riggs 3 run (Luckhurst kick)
N.O.—G. Rogers 4 run (Andersen kick)
Atl.—Bailey 5 pass from Bartkowski (Luckhurst kick)
Atl.—kick
Atl.—Riggs 1 run (Luckhurst kick)
N.O.—Tice 3 pass from Todd (Andersen kick)
Atl.—Luckhurst 48 field goal

TEAM STATISTICS

Atlanta	New Orleans
First Downs 22	23
Rushes-Yards 46-249	31-120
Passing Yards 148	173
Return Yards 81	38
Passes 14-21-2	16-32-3
QB Sacked-Yards 3-24	5-37
Punts 3-45.3	3-37.7
Fumbles-Lost 2-1	2-1
Penalties-Yards 14-143	9-75

RUSHING

Atlanta—Riggs 35-202, 2 TDs; Cain 10-49; Bartkowski 1-2.
New Orleans—G. Rogers 20-102, 2 TDs; W. Wilson 8-29; Gajan 2-4; Hansen 1-15.

PASSING

Atlanta—Bartkowski 14-21-2, 197 yds, 2 TDs.
New Orleans—Todd 16-32-3, 185 yds, 2 TDs.

RECEIVING

Atlanta—Bailey 5-54, 1 TD; Johnson 4-58; Jackson 3-59, 1 TD; Benson 1-20; Cox 1-6.
New Orleans—Goodlow 5-72; Gajan 3-22; G. Rogers 2-16; W. Wilson 2-4; Groth 1-31; Scott 1-19; Young 1-18, 1 TD; Tice 1-3, 1 TD.

SAINTS 17, BUCCANEERS 13

Sept. 9 at Superdome (54,686)

Fullback Hokie Gajan gave the fans a reason to rejoice as he gathered in a flare pass and rambled 51 yards to the Bucs' 13-yard line with under three minutes to play. Two plays later with the score 13-10 Tampa Bay, Gajan burst into the end zone to stake New Orleans to the final lead of the day. The drive to the winning score started on the Saints' 12-yard line and took only four plays to paydirt. Tampa Bay came storming back with three first downs and had the ball on the Saints' 38-yard line, but a James Geathers sack on fourth down sealed the game. New Orleans sacked Bucs QBs seven times in the game for 41 yards in losses, and allowed only one trap of Richard Todd. Gajan led the team in receptions with four, and contributed 42 yards rushing to the effort. Neither team had a turnover.

Tampa Bay 7 3 3 0—13
New Orleans 0 7 3 7—17

SCORING

T.B.—Armstrong 2 pass from Thompson (Ariri kick)
N.O.—Anthony 2 run (Andersen kick)
T.B.—Ariri 48 field goal
T.B.—Ariri 40 field goal
N.O.—Andersen 23 field goal
N.O.—Gajan 8 run (Andersen kick)

TEAM STATISTICS

Tampa Bay	New Orleans
First Downs 20	17
Rushes-Yards 37-130	29-130
Passing Yards 134	203
Return Yards 95	116
Passes 15-22-0	13-23-0
QB Sacked-Yards 7-41	1-10
Punts 4-43.8	3-41.0
Fumbles-Lost 3-0	0-0
Penalties-Yards 7-56	10-89

RUSHING

Tampa Bay—Wilder 21-75; Thompson 4-22; Carver 6-20; Armstrong 3-11; DeBerg 1-3; Owens 1-1; Morton 1-2.
New Orleans—G. Rogers 18-56; Gajan 6-42, 1 TD; Anthony 2-21, 1 TD; Todd 3-11.

PASSING

Tampa Bay—Thompson 15-22-0, 175 yds, 1 TD.
New Orleans—Todd 13-23-0, 213 yds.

RECEIVING

Tampa Bay—Armstrong 4-41, 1 TD; T. Bell 3-42; House 3-34; Giles 2-18; Wilder 2-17; Carter 1-13.
New Orleans—Gajan 4-75; Groth 3-46; Scott 2-39; Young 2-36; Brenner 1-12; Duckett 1-5.

49ERS 30, SAINTS 20

Sept. 16 at Candlestick Park (57,611)

Trailing 17-0 midway through the second period, QB Ken Stabler entered the game in relief of Richard Todd, and quickly moved the Saints to two scores before halftime. Snake's strike to WR Eugene Goodlow preceded Morten Andersen's field goal on the final play of the half. The Saints kept up the pace in the third quarter as they scored on consecutive drives, a Stabler TD pass to TE Hoby Brenner and another Andersen field goal. The fourth quarter was all San Francisco's as a missed tackle resulted in a 49ers touchdown with less than 11 minutes to play, and two late interceptions led to field goals.

New Orleans 0 10 10 0—20
San Francisco 7 10 0 13—30

SCORING

S.F.—Solomon 32 pass from Montana (Wersching kick)
S.F.—Wersching 31 field goal
S.F.—Tyler 3 run (Wersching kick)
N.O.—Goodlow 8 pass from Stabler (Andersen kick)
N.O.—Andersen 32 field goal
N.O.—Brenner 26 pass from Stabler (Andersen kick)
N.O.—Andersen 41 field goal
S.F.—Cooper 23 pass from Cavanaugh (Wersching kick)
S.F.—Wersching 22 field goal
S.F.—Wersching 40 field goal

TEAM STATISTICS

New Orleans	San Francisco
First Downs 20	19
Rushes-Yards 31-119	32-148
Passing Yards 149	159
Return Yards 225	160
Passes 16-34-5	13-26-1
QB Sacked-Yards 2-13	3-20
Punts 3-46.0	5-40.8
Fumbles-Lost 0-0	1-0
Penalties-Yards 4-47	6-54

RUSHING

New Orleans—G. Rogers 23-88; W. Wilson 7-25; Todd 1-6.
San Francisco—Tyler 18-82, 1 TD; Craig 10-47; Montana 1-14; Harmon 2-9; Cavanaugh 1-4.

PASSING

New Orleans—Stabler 14-27-2, 157 yds, 2 TDs; Todd 2-7-3, 5 yds.
San Francisco—Montana 10-17-1, 128 yds, 1 TD; Cavanaugh 3-8-0, 51 yds, 1 TD; Solomon, 0-1-0, 0.

RECEIVING

New Orleans—Goodlow 6-62, 1 TD; Young 2-35; Brenner 2-33, 1 TD; Groth 2-16; Gajan 2-4; Scott 1-7; G. Rogers 1-5.
San Francisco—Solomon 3-72, 1 TD; Craig 3-22; Cooper 2-37, 1 TD; Tyler 2-19; Francis 1-14; D. Clark 1-12; Monroe 1-3.

SAINTS 34, CARDINALS 24

Sept. 23 at Superdome (58,723)

New Orleans had its best offensive day of 1984 with 25 first downs, 450 total yards and three TD passes. The defense held the potent Cardinals offense to 337 total yards, 2 of 9 third down conversions, and FS Frank Watterlet picked up a St. Louis fumble on the final play of the game to score his first NFL touchdown. The Saints started early with 10 points in the first quarter, and held St. Louis without a first down in the opening period. But the Cardinals took 14-13 and 24-20 leads in the second half. New Orleans went 76 yards in six plays to take a 27-24 lead with six minutes to play, capped by Todd's 30-yard TD strike to Wayne Wilson, who caught two TD passes on the day.

St. Louis 0 7 7 10—24
New Orleans 10 3 7 14—34

SCORING

N.O.—Andersen 25 field goal
N.O.—W. Wilson 34 pass from Gajan (Andersen kick)
St.L.—Ferrell 11 pass from Lomax (O'Donoghue kick)
N.O.—Andersen 29 field goal
St.L.—Mitchell 7 run (O'Donoghue kick)
N.O.—Brenner 15 pass from Todd (Andersen kick)
St.L.—Mitchell 22 run (O'Donoghue kick)
St.L.—O'Donoghue 39 field goal
N.O.—W. Wilson 30 pass from Todd (Andersen kick)
N.O.—Watterlet 22 fumble return (Andersen kick)

TEAM STATISTICS

St. Louis	New Orleans
First Downs 22	25
Rushes-Yards 20-113	36-152
Passing Yards 224	298
Return Yards 144	148
Passes 23-33-0	15-30-1
QB Sacked-Yards 5-45	0-0
Punts 5-46.0	4-36.8
Fumbles-Lost 4-3	2-1
Penalties-Yards 10-79	5-38

RUSHING

St. Louis—Mitchell 10-77, 2 TDs; Anderson 5-22; Ferrell 4-14; Lomax 1-0.
New Orleans—G. Rogers 18-63; Gajan 6-45; W. Wilson 8-29; Anthony 4-15.

PASSING

St. Louis—Lomax 23-33-0, 269 yds, 1 TD.
New Orleans—Todd 14-29-1, 264 yds, 2 TDs; Gajan, 1-1-0, 34 yds, 1 TD.

RECEIVING

St. Louis—Mitchell 6-75; Tilley 4-62; LaFleur 3-52; Green 2-25; Ferrell 2-21, 1 TD; Harrell 2-13; Anderson 2-3; Marsh 1-11; Love 1-7.
New Orleans—Brenner 6-131, 1 TD; W. Wilson 3-69, 2 TDs; Goodlow 3-57; Young 2-24; Groth 1-17.

SAINTS 27, OILERS 10

Sept. 30 at Astrodome (43,108)

Coming off their best offensive performance of the season, the Saints staged their best defensive effort in club history as they allowed the Oilers only 133 total yards. Houston could manage only two first downs in the first half as New Orleans moved ahead 17-0. The Oilers made it a game in the second half with a field goal and a TD following a Saints turnover to make the score 17-10 early in the final quarter. But the Saints offense responded immediately with a 10-play, 56-yard drive to a Morten Andersen field goal, and followed it with a 55-yard, 6-play march that featuring Hokie Gajan's 37-yard sprint to the end zone. Houston could complete only seven passes on the day for 83 yards, and had two intercepted. One of the interceptions was returned for a score by FS Frank Watelet, the first time in Saints history that a defensive player has scored a touchdown in consecutive weeks.

New Orleans 14 3 0 10—27
Houston 0 0 3 7—10

SCORING

N.O.—Gajan 15 run (Andersen kick)
N.O.—Watelet 35 interception return (Andersen kick)
N.O.—Andersen 23 field goal
Hou.—Kemp 25 field goal
Hou.—Campbell 1 run (Kemp kick)
N.O.—Andersen 27 field goal
N.O.—Gajan 37 run (Andersen kick)

TEAM STATISTICS

New Orleans	Houston
First Downs 20	8
Rushes-Yards 46-197	25-84
Passing Yards 160	49
Return Yards 108	136
Passes 14-22-1	7-18-2
QB Sacked-Yards 3-28	5-34
Punts 3-46.7	6-40.7
Fumbles-Lost 2-1	1-0
Penalties-Yards 4-25	4-21

RUSHING

New Orleans—Gajan 11-90, 2 TDs; G. Rogers 19-72; Anthony 4-21; T. Wilson 2-8; W. Wilson 9-6; Todd 1-0. Houston—Campbell 15-38, 1 TD; Moriaty 7-31; Moon 2-13; Luck 1-2.

PASSING

New Orleans—Todd 14-22-1, 188 yds.
Houston—Luck 4-10-0, 47 yds; Moon 3-8-2, 36 yds.

RECEIVING

New Orleans—W. Wilson 4-23; Scott 3-36; Groth 2-42; G. Rogers 2-18; Young 1-32; Brenner 1-28; Goodlow 1-9.
Houston—Smith 3-59; Holston 1-8; Williams 1-7; Dressel 1-5; Edwards 1-4.

BEARS 20, SAINTS 7

Oct. 7 at Soldier Field (53,752)

All-Pro RB Walter Payton surpassed Jim Brown's alltime career rushing yardage record in the third quarter enroute to rushing for 154 yards on the day. Trailing 6-0, Richard Todd directed the Saints 40 yards and capped the drive with a 15-yard scoring toss to HB Wayne Wilson. But Payton dove over the pile with three seconds left in the first half to regain the lead for Chicago. Still in striking distance, the Saints could manage only one first down on the league-leading Bears defense in the third quarter. The Saints defense, though, limited Chicago to only three first downs in the same period. But the Bears struck again with just over nine minutes to play to post the 20-7 score. Down in Chicago territory twice more, New Orleans couldn't punch the ball across the goal line. The Saints offensive line allowed the NFL's top sacking defense one sack on the day, and the defense trapped Bears QBs four times. The offensive line suffered its second major casualty of the season, losing G Brad Edelman for six weeks with a torn knee ligament.

New Orleans 0 7 0 0—7
Chicago 6 7 0 7—20

SCORING

Chi.—Thomas 48 field goal
Chi.—Thomas 46 field goal
N.O.—W. Wilson 15 pass from Todd (Andersen kick)
Chi.—Payton 1 run (Thomas kick)
Chi.—McKinnon 16 pass from McMahon (Thomas kick)

TEAM STATISTICS

New Orleans	Chicago
First Downs 14	19
Rushes-Yards 31-176	49-246
Passing Yards 145	97
Return Yards 60	62
Passes 7-26-0	10-14-0
QB Sacked-Yards 1-13	4-31
Punts 7-45.7	7-40.1
Fumbles-Lost 1-1	0-0
Penalties-Yards 10-68	5-35

RUSHING

New Orleans—G. Rogers 16-99; Gajan 7-51; W. Wilson 6-19; Todd 2-7.

Chicago—Payton 32-154, 1 TD; Suhey 11-44; McMahon 4-25; McKinnon 1-21; Gentry 1-2.

PASSING

New Orleans—Todd 7-26-0, 158 yds, 1 TD.
Chicago—McMahon 10-14-0, 128 yds, 1 TD.

RECEIVING

New Orleans—Young 2-93; W. Wilson 2-27, 1 TD; Brenner 1-19; Tice 1-17; Gajan 1-2.
Chicago—Suhey 3-45; Gault 2-33; Payton 2-11; Moorehead 1-18; McKinnon 1-16, 1 TD; Saidi 1-5.

RAMS 28, SAINTS 10

Oct. 14 at Superdome (63,161)

RB Eric Dickerson gained 175 yards rushing and QB Jeff Kemp threw three TD passes, two in the second quarter to put the Saints in a hole early. Behind 28-3 late in the third quarter, New Orleans threw 47 passes in the contest to make a run at the Rams. QB Ken Stabler came off the bench to throw 34 passes. Eleven different Saints receivers caught passes which gained 223 yards for the offense, but despite the addition of RB Earl Campbell, the running game got only 90 yards. In the fourth quarter, New Orleans moved the ball to nine first downs to only two for the Rams. Hokie Gajan scored the Saints' only TD early in the fourth quarter on a one-yard dive. Despite the final score, New Orleans controlled the ball on offense for 34:26 to only 25:34 for Los Angeles, and earned 23 first downs to 17. Brian Hansen punted three times for a 48.7-yard average. The Saints' record sank to 3-4 on the season.
Los Angeles 0 21 7 0—28
New Orleans 3 0 0 7—10

SCORING

N.O.—Andersen 47 field goal
L.A.—Drew Hill 25 pass from Kemp (Lansford kick)
L.A.—Ellard 13 pass from Kemp (Lansford kick)
L.A.—Cromwell 33 interception return (Lansford kick)
L.A.—Brown 21 pass from Kemp (Lansford kick)
N.O.—Gajan 1 run (Andersen kick)

TEAM STATISTICS

Los Angeles	New Orleans
First Downs 17	23
Rushes-Yards 34-215	30-95
Passing Yards 138	204
Return Yards 106	0
Passes 8-19-0	27-45-3
QB Sacked-Yards 1-4	2-19
Punts 5-38.6	3-48.7
Fumbles-Lost 3-1	1-0
Penalties-Yards 7-72	10-65

RUSHING

Los Angeles—Dickerson 20-175; Crutchfield 7-27; Redden 4-7; Kemp 3-6.
New Orleans—Gajan 13-54, 1 TD; Campbell 5-19; G. Rogers 5-11; W. Wilson 5-10; Anthony 1-3; Todd 1-2.

PASSING

Los Angeles—Kemp 8-19-0, 142 yds, 3 TDs.
New Orleans—Stabler 17-34-1, 148 yds; Todd 8-13-2, 75 yds.

RECEIVING

Los Angeles—Ellard 2-42, 1 TD; Brown 2-41, 1 TD; Guman 2-28; Drew Hill 1-25, 1 TD; Barber 1-6.
New Orleans—W. Wilson 3-37; Groth 3-27; Tice 3-24; Gajan 3-15; Miller 3-15; Scott 2-30; Young 2-24; Duckett 2-19; G. Rogers 2-13; Brenner 1-13; Anthony 1-6.

COWBOYS 30, SAINTS 27 (OT)

Oct. 21 at Texas Stadium (50,966)

Leading 27-6 in the fourth quarter, the Cowboys stormed back with 21 last-period points to force overtime. Two TDs were the result of Saints mistakes. A New Orleans punt was blocked, leading to a one-play, three-yard drive. Later, QB Ken Stabler, subbing for injured Richard Todd, fumbled as he was sacked. The Cowboys recovered the ball in the end zone to tie the game. In overtime, the Cowboys won the toss, and marched to the winning field goal, aided by a questionable pass interference call. The Saints had their biggest rushing day of the year, gaining 235 yards on the ground, and held Dallas to 98 rushing. Hokie Gajan's 62-yard TD run was the season's longest run from scrimmage for New Orleans.

New Orleans 0 17 10 0 0—27
Dallas 3 3 0 21 3—30

SCORING

Dal.—Septien 37 field goal
N.O.—Young 36 pass from Todd (Andersen kick)
Dal.—Septien 27 field goal
N.O.—Gajan 62 run (Andersen kick)
N.O.—Andersen 49 field goal
N.O.—Andersen 50 field goal
N.O.—Winston 43 interception return (Andersen kick)

Dal.—Dorsett 3 run (Septien kick)
Dal.—Renfro 12 pass from D. White (Septien kick)
Dal.—Jeffcoat fumble recovery in end zone (Septien kick)
Dal.—Septien 41 field goal

TEAM STATISTICS

New Orleans	Dallas
First Downs 17	22
Rushes-Yards 44-235	28-98
Passing Yards 107	194
Return Yards 221	147
Passes 7-25-3	26-43-2
QB Sacked-Yards 1-8	6-45
Punts 3-45.3	8-37.8
Fumbles-Lost 2-2	1-0
Penalties-Yards 13-113	8-58

RUSHING

New Orleans—Gajan 9-78, 1 TD; Campbell 12-67; G. Rogers 12-52; Todd 4-26; W. Wilson 6-13; Stabler 1-1.

Dallas—Dorsett 21-80; Springs 4-11; D. White 1-5; Hogeboom 2-2.

PASSING

New Orleans—Todd 5-16-1, 81 yds, 1 TD; Stabler 2-9-2, 34 yds.

Dallas—D. White 15-25-1, 132 yds, 1 TD; Hogeboom 11-18-1, 107 yds.

RECEIVING

New Orleans—Young 2-49, 1 TD; Groth 2-41; Scott 2-20; Gajan 1-5.
Dallas—Hill 7-90; Renfro 6-79, 1 TD; Springs 5-29; Cosbie 4-40; Dorsett 2-1; J. Jones 2-0.

SAINTS 16, BROWNS 14

Oct. 28 at Cleveland Stadium (52,489)

Following the retirement of QB Ken Stabler, Richard Todd had his best day of the season as he completed 21 of 27 passes for 294 yards and a TD. Todd also led the Saints 41 yards with only 59 seconds left in the game to Morten Andersen's monster 53-yard field goal to pull the game out. Andersen's kick, against the wind and in a rainstorm, was the longest of his three-year career, and his third field goal of the day. Only two first downs were recorded in the first quarter, both by New Orleans. But the Saints opened the second stanza with a ten-play, 80-yard drive to Todd's TD pass to Hokie Gajan. Trailing 14-10 with 3:05 left to play in the game and faced with fourth-and-goal on the Browns' three-yard line, the Saints took a field goal, hoping the defense could get the ball back. The strategy worked.

New Orleans 0 10 0 6—16
Cleveland 0 7 7 0—14

SCORING

N.O.—Gajan 2 pass from Todd (Andersen kick)
Cle.—Newsome 5 pass from McDonald (Bahr kick)
N.O.—Andersen 26 field goal
Cle.—Newsome 6 pass from McDonald (Bahr kick)
N.O.—Andersen 21 field goal
N.O.—Andersen 53 field goal

TEAM STATISTICS

New Orleans	Cleveland
First Downs 18	17
Rushes-Yards 31-111	31-83
Passing Yards 262	179
Return Yards 71	89
Passes 21-27-0	16-23-0
QB Sacked-Yards 3-32	2-14
Punts 4-44.5	5-42
Fumbles-Lost 1-1	1-0
Penalties-Yards 6-50	9-75

RUSHING

New Orleans—Gajan 7-52; G. Rogers 11-26; W. Wilson 3-19; Campbell 6-9; Todd 3-8; Duckett 1-3;
Cleveland—Green 23-74; Pruitt 5-11; E. Davis 1-6; McDonald 1-0; Walker 1-8.

PASSING

New Orleans—Todd 21-27-0, 294 yds, 1 TD.
Cleveland—McDonald 16-23-0, 193 yds, 2 TDs.

RECEIVING

New Orleans—Gajan 6-29, 1 TD; Young 4-101; W. Wilson 4-47; Groth 3-33; Scott 1-36; Brenner 1-27; Anthony 1-11; Miller 1-10.
Cleveland—Adams 4-62; Newsome 4-42, 2 TDs; Harris 3-31; Brennan 2-26; Byner 1-21; B. Davis 1-6; Green 1-5.

PACKERS 23, SAINTS 13

Nov. 4 at Superdome (57,426)

At halftime, with the score tied 10-10, the Saints had dominated the game offensively. The running game had produced 145 yards in the first half, and possession was 17 minutes for the home team to 12 for the visitors. But Green Bay's explosive offense caught fire early in the third quarter as they moved to the deciding TD, 73 yards in eight plays. The Saints were stopped short on fourth down from Green Bay's 28-yard line on the following drive, and another Packers drive ended with a field goal. The Saints got on the board again with less than nine minutes to play in the game to trail 20-13, but Green Bay again put together a sustained drive that ate up the clock and produced a field goal. Trailing by ten, a late attempt to get back in the game was ended by a Packers interception. The Saints slipped to 4-6 with the loss as playoff hopes dimmed further.

Green Bay 0 10 10 3—23
New Orleans 7 3 0 3—13

SCORING

N.O.—W. Wilson 1 run (Andersen kick)
G.B.—Del Greco 41 field goal
G.B.—Coffman 33 pass from Dickey (Del Greco kick)
N.O.—Andersen 35 field goal
G.B.—Coffman 5 pass from Dickey (Del Greco kick)
G.B.—Del Greco 34 field goal
N.O.—Andersen 46 field goal
G.B.—Del Greco 41 field goal

TEAM STATISTICS

Green Bay	New Orleans
First Downs 20	23
Rushes-Yards 36-207	34-186
Passing Yards 166	141
Return Yards 101	115
Passes 15-28-0	18-32-2
QB Sacked-Yards 1-7	2-22
Punts 5-39.5	4-49.3
Fumbles-Lost 1-0	1-1
Penalties-Yards 12-98	6-31

RUSHING

Green Bay—Ellis 10-86; Ivory 16-78; Lofton 1-26; Clark 8-19; Dickey 1-2.
New Orleans—Gajan 9-54; W. Wilson 5-53, 1 TD; G. Rogers 9-49; Campbell 7-21; Todd 3-8; Anthony 1-1.

PASSING

Green Bay—Dickey 15-28-0, 173 yds, 2 TDs.
New Orleans—Todd 18-32-2, 163 yds.

RECEIVING

Green Bay—Coffman 4-51, 2 TDs; Lofton 3-63; Ellis 3-15; Clark 2-12; Epps 1-26; Jefferson 1-9; Ivory 1-7.
New Orleans—Scott 3-28; Groth 3-26; Gajan 3-19; Anthony 2-37; Young 2-16; W. Wilson 2-12; Tice 1-11; Brenner 1-9; G. Rogers 1-5.

SAINTS 17, FALCONS 13

Nov. 11 at Atlanta-Fulton County Stadium (40,590)

An early gamble afforded when the Saints recovered a fumble resulted in a touchdown. On fourth down and inches from the Falcons' 37-yard line, Richard Todd faked into the line and lofted a pass to TE Hoby Brenner, who made the catch and struggled into the end zone. But the Falcons came back, and at halftime the score was tied at 10. Atlanta kicked a field goal in the third quarter to take the lead for the first time in the game. A Todd pass to Jeff Groth on the second play of the final period served two purposes; it put Todd over the 20,000-yard mark in career passing yardage, and more importantly, it got the Saints out of a third-and-13 situation on their own 13-yard line. Six plays later, Todd found Brenner in the end zone for the second time in the game for a 17-13 Saints lead. Sacked five times by the Falcons in the first game of the season, the Saints' offensive line didn't allow a sack in the game.

New Orleans 10 0 0 7—17
Atlanta 0 10 3 0—13

SCORING

N.O.—Brenner 37 pass from Todd (Andersen kick)
N.O.—Andersen 47 field goal
Atl.—Riggs 1 run (Luckhurst kick)
Atl.—Luckhurst 39 field goal
Atl.—Luckhurst 24 field goal
N.O.—Brenner 17 pass from Todd (Andersen kick)

TEAM STATISTICS

New Orleans	Atlanta
First Downs 17	20
Rushes-Yards 31-87	35-120
Passing Yards 235	160
Return Yards 31	20
Passes 15-31-1	20-33-0
QB Sacked-Yards 0-0	5-47
Punts 3-42	5-39
Fumbles-Lost 1-0	2-1
Penalties-Yards 7-86	9-76

RUSHING

New Orleans—G. Rogers 19-61; Gajan 6-27; Todd 1-9; W. Wilson 4-2; Hansen 1-12.
Atlanta—Riggs 29-90, 1 TD; Morosi 4-17; Pridmore 1-7; C. Benson 1-6.

PASSING

New Orleans—Todd 15-31-1, 235 yds, 2 TDs.
Atlanta—Morosi 20-33-0, 207 yds.

RECEIVING

New Orleans—Brenner 4-26, 2 TDs; Gajan 3-20; Groth 2-31; W. Wilson 2-26; G. Rogers 2-20; Miller 1-22; Young 1-19.
Atlanta—Benson 5-50; Bailey 4-64; A. Jackson 3-25; Cox 2-27; Cain 2-24; Hodge 2-14; Riggs 2-3.

SAINTS 27, STEELERS 24

Nov. 19 at Superdome (66,005)

Bruce Clark came up with his biggest day of the season for the Monday night television audience as the Saints won a prime-time game for the first time in team history. Clark had an interception deep in Saints territory to end a scoring threat, one sack, and recovered two fumbles in the game. Following a Saints fumble on their own 25-yard line, Clark got his first interception to kill the Steelers' first drive. Just before halftime, Clark came up with a big fumble recovery on the Pittsburgh 23, that ended with Todd's 28-yard TD pass to TE Larry Hardy. In the fourth quarter, another Clark fumble recovery resulted in Todd's 21-yard TD pass to TE Junior Miller. LB Dennis Winston sealed the victory when he picked off a Steelers pass and returned it 47 yards to score.

Pittsburgh 0 14 0 10—24
New Orleans 3 10 0 14—27

SCORING

N.O.—Andersen 27 field goal
Pitt.—Lipps 76 punt return (Anderson kick)
Pitt.—Stallworth 14 pass from Malone (Anderson kick)
N.O.—Andersen 32 field goal
N.O.—Hardy 28 pass from Todd (Andersen kick)
Pitt.—Anderson 21 field goal
N.O.—Miller 21 pass from Todd (Andersen kick)
N.O.—Winston 47 interception return (Anderson kick)
Pitt.—Lipps 25 pass from Campbell (Anderson kick)

TEAM STATISTICS

Pittsburgh	New Orleans
First Downs 18	16
Rushes-Yards 32-115	32-89
Passing Yards 217	176
Return Yards 239	157
Passes 16-28-2	18-31-2
QB Sacked-Yards 3-24	6-47
Punts 5-44.6	6-47.7
Fumbles-Lost 4-2	2-1
Penalties-Yards 5-49	3-20

RUSHING

Pittsburgh—Abercrombie 11-63; Pollard 16-40; Erenberg 3-13; Malone 2-11.
New Orleans—G. Rogers 17-43; Campbell 5-13; Anthony 2-13; Todd 4-11; W. Wilson 4-9.

PASSING

Pittsburgh—Malone 10-19-2, 158 yds, 1 TD; Campbell 6-9-0, 83 yds, 1 TD.
New Orleans—Todd 18-31-2, 223 yds, 2 TDs.

RECEIVING

Pittsburgh—Stallworth 4-66, 1 TD; Lipps 4-81, 1 TD; Erenberg 4-49; Pollard 2-5; Thompson 1-15; Abercrombie 1-5.
New Orleans—W. Wilson 8-39; Groth 3-44; Young 2-69; Scott 2-19; Hardy 1-28, 1 TD; Miller 1-21, 1 TD; Anthony 1-3.

49ERS 35, SAINTS 3

Nov. 25 at Superdome (65,177)

The first quarter ended scoreless, with the 49ers able to earn only three first downs. But midway through the second period, San Francisco got on the board with a one-yard run to cap an eight-play drive. New Orleans came back with a drive of its own to Morten Andersen's field goal, making the score 7-3 at half. The third quarter was all San Francisco as the potent 49ers offense scored TDs on consecutive possessions to lead 21-3. Dave Wilson made an appearance in the fourth quarter and performed well under the circumstances, completing five of the eight passes he threw. George Rogers ran well in gaining 88 yards despite carrying only seven times in the second half.

San Francisco 0 7 14 14—35
New Orleans 0 3 0 0—3

SCORING

S.F.—Craig 1 run (Wersching kick)
N.O.—Andersen 27 field goal
S.F.—Cooper 19 pass from Montana (Wersching kick)
S.F.—Solomon 28 pass from Montana (Wersching kick)
S.F.—Shell 53 interception return (Wersching kick)
S.F.—Ring 1 run (Wersching kick)

TEAM STATISTICS

San Francisco	New Orleans
First Downs 22	12
Rushes-Yards 33-219	28-131
Passing Yards 188	70
Return Yards 107	0
Passes 15-32-0	14-26-1
QB Sacked-Yards 1-13	8-48
Punts 6-44.3	8-45.5
Fumbles-Lost 1-0	1-0
Penalties-Yards 4-60	3-20

RUSHING

San Francisco—Tyler 15-117; Solomon 1-47; Harmon 5-26; Craig 7-25, 1 TD; Ring 4-3, 1 TD; Montana 1-1.

New Orleans—G. Rogers 21-88; Todd 3-17; Anthony 2-15; W. Wilson 1-6; Campbell 1-5.

PASSING

San Francisco—Montana 14-30-0, 177 yds, 2 TDs; Cavanaugh 1-1-0, 24; Harmon 0-1-0, 0.

New Orleans—Todd 9-18-1, 72 yds; D. Wilson 5-8-0, 46.

RECEIVING

San Francisco—Solomon 3-63, 1 TD; Wilson 3-44; Cooper 3-36, 1 TD; Craig 2-24; Tyler 2-17; Clark 1-11; Frank 1-6.

New Orleans—Anthony 4-31; Brenner 3-28; Young 2-17; Hardy 2-14; Groth 1-31; Scott 1-4; G. Rogers 1-7.

RAMS 34, SAINTS 21

Dec. 2 at Anaheim Stadium (49,348)

On the Saints' second possession, the Rams were in the right place at the right time as they returned an interception for a TD to start a 24-point half for the home team. Down 24-0, Dave Wilson entered the game and immediately took the offense on a scoring drive which he capped with a 14-yard pass to Lindsay Scott's first NFL touchdown reception. Late in the third quarter with the Saints down 27-7, the defense forced a fumble on the Rams 20-yard line. Three plays later, Wilson found an unguarded Tyrone Young for a three-yard TD. LB Jim Kovach intercepted the next Rams pass to set up Wilson at the L.A. 21. Goodlow was the recipient of Wilson's third TD pass to close the gap to 27-21 with nine minutes left. But the Rams drove to the final TD to clinch the 34-21 win.

New Orleans 0 7 0 14—21
Los Angeles 14 10 3 7—34

SCORING

L.A.—Irvin 51 interception return (Lansford kick)
L.A.—Dickerson 7 run (Lansford kick)
L.A.—Ellard 16 pass from Kemp (Lansford kick)
L.A.—Lansford 25 field goal
N.O.—Scott 14 pass from D. Wilson (Andersen kick)
L.A.—Lansford 30 field goal
N.O.—Young 3 pass from D. Wilson (Andersen kick)
N.O.—Goodlow 8 pass from D. Wilson (Andersen kick)
L.A.—Ellard 34 pass from Kemp (Lansford kick)

TEAM STATISTICS

New Orleans	Los Angeles
First Downs 15	17
Rushes-Yards 21-96	47-214
Passing Yards 128	127
Return Yards 122	183
Passes 15-34-4	10-24-2
QB Sacked-Yards 5-33	0-0
Punts 6-43	4-36.5
Fumbles-Lost 2-1	3-2
Penalties-Yards 1-10	4-40

RUSHING

New Orleans—Gajan 7-49; G. Rogers 9-22; Anthony 3-15; Todd 2-10.

Los Angeles—Dickerson 33-149, 1 TD; Kemp 6-42; Crutchfield 3-9; Brown 1-9; Redden 4-5.

PASSING

New Orleans—D. Wilson 10-24-2, 139 yds, 3 TDs; Todd 1-5-2, 22.

Los Angeles—Kemp 10-24-2, 127 yds, 2 TDs.

RECEIVING

New Orleans—Scott 3-40, 1 TD; Brenner 3-38; Groth 2-29; Goodlow 2-22, 1 TD; Young 2-14, 1 TD; Miller 2-13; Gajan 1-5.

Los Angeles—Redden 3-33; Ellard 2-50, 2 TDs; Brown 2-27; Barber 1-8; Dickerson 1-6; Drew Hill 1-3.

BENGALS 24, SAINTS 21

Dec. 9 at Superdome (40,855)

Earning a starting shot off last week's performance, Dave Wilson made things happen. In the first quarter, New Orleans controlled the ball 11 minutes to only four for the Bengals. Wilson grabbed the lead for the Saints on the last play of the half as he threw the ball up for grabs at the end line. It was tipped around, and TE Hoby Brenner came up with it for a 54-yard score. The Bengals retaliated on their first two possessions of the second half with TD passes. Wilson again took the Saints on a scoring drive, 80 yards in 9 plays to another Brenner TD catch. But a fumble early in the fourth quarter set up another Cincinnati TD. With the score 24-14, Wilson drove the Saints 80 yards in eight plays to Goodlow's TD catch with only 49 seconds left in the game.

Cincinnati 0 3 14 7—24
New Orleans 0 7 7 7—21

SCORING

Cin.—Breech 35 field goal
N.O.—Brenner 54 pass from D. Wilson (Andersen kick)
Cin.—Brooks 27 pass from Anderson (Breech kick)
Cin.—Jennings 15 pass from Anderson (Breech kick)
N.O.—Brenner 35 pass from D. Wilson (Andersen kick)
Cin.—Jennings 1 run (Breech kick)
N.O.—Goodlow 5 pass from D. Wilson (Andersen kick)

TEAM STATISTICS

Cincinnati	New Orleans
First Downs 20	23
Rushes-Yards 35-107	31-146
Passing Yards 172	274
Return Yards 14	24
Passes 19-32-0	20-32-0
QB Sacked-Yards 2-20	6-51
Punts 6-47.2	4-43.3
Fumbles-Lost 0-0	3-3
Penalties-Yards 9-70	6-55

RUSHING

Cincinnati—Alexander 17-58; Brooks 7-34; Kinnebrew 4-10; Esiason 2-10; Jennings 3-1, 1 TD; Anderson 2-6.

New Orleans—Gajan 12-47; G. Rogers 7-33; Campbell 7-32; W. Wilson 4-33; Anthony 1-1.

PASSING

Cincinnati—Anderson 18-26-0, 191 yds, 2 TDs; Esiason 1-6-0, 1.

New Orleans—D. Wilson 20-32-1, 325 yds, 3 TDs.

RECEIVING

Cincinnati—Martin 4-43; Jennings 4-41, 1 TD; Kreider 3-31; Holman 3-24; Alexander 2-5; Brooks 1-27, 1 TD; Verser 1-15; Harris 1-6.

New Orleans—Gajan 7-90; Goodlow 5-59, 1 TD; Brenner 3-101, 2 TDs; Anthony 3-25; Young 2-50.

SAINTS 10, GIANTS 3

Dec. 15 at Giants Stadium (63,739)

With hopes of playoffs and a .500 season gone, pride was all the Saints had to play for. And play they did. Wilson, starting his second game, led New Orleans to a touchdown on their first possession, a two-yard pass to Hokie Gajan. The defense took over, allowing the potent Giants offense only a field goal all day. The Giants offense gained only 189 total yards, 76 net passing. Giants QB Phil Simms went over 4,000 passing yards on the year, but could throw for only 127 on the Saints defense, and had two passes intercepted. He was sacked seven times. In the second quarter, the Saints defense denied the Giants four times from the New Orleans three-yard line. Once again the defense was challenged, this time in the third quarter. After a Giants drive gave New York a first and goal from the Saints eight, consecutive sacks by LB Rickey Jackson and DE Frank Warren led to a missed Giants field goal. In the fourth quarter following an Andersen field goal, the Saints secondary picked off Giants passes on consecutive possessions to put the game away.

New Orleans 7 0 0 3—10
New York 0 3 0 0—3

SCORING

N.O.—Gajan 2 pass from D. Wilson (Andersen kick)
N.Y.—Haji-Sheikh 37 field goal
N.O.—Andersen 37 field goal

TEAM STATISTICS

New Orleans	New York
First Downs 15	15
Rushes-Yards 37-101	28-113
Passing Yards 137	76
Return Yards 33	17
Passes 12-24-1	12-26-2
QB Sacked-Yards 0-0	7-51
Punts 5-33	5-40
Fumbles-Lost 1-0	1-0
Penalties-Yards 4-57	6-39

RUSHING

New Orleans—G. Rogers 15-49; Campbell 7-24; Gajan 7-22; W. Wilson 4-8; Goodlow 1-5; D. Wilson 3-7.

New York—Simms 6-43; Carpenter 7-33; Morris 14-29; Galbreath 1-8.

PASSING

New Orleans—12-24-1, 137 yds, 1 TD.

New York—Simms 12-26-2, 127.

RECEIVING

New Orleans—Groth 5-73; W. Wilson 3-29; Brenner 1-19; Hardy 1-8; G. Rogers 1-6; Gajan 1-2, 1 TD.

New York—Mowatt 3-44; Galbreath 3-38; Manuel 2-26; Johnson 1-9; Mistler 1-5; Morris 1-5; Carpenter 1-0.

Saints 1984 Statistics

SCORING

	TDR	TDP	TDR1	PAT	FG	S	TP
Andersen	0	0	0	34-34	20-27	0	94
Gajan	5	2	0	0	0	0	42
Brenner	0	6	0	0	0	0	36
W. Wilson	1	3	0	0	0	0	24
Young	0	3	0	0	0	0	18
Goodlow	0	3	0	0	0	0	18
G. Rogers	2	0	0	0	0	0	12
Winston	0	0	2	0	0	0	12
Wattelet	0	0	2	0	0	0	12
Tice	0	1	0	0	0	0	6
Anthony	1	0	0	0	0	0	6
Scott	0	1	0	0	0	0	6
Hardy	0	1	0	0	0	0	6
Miller	0	1	0	0	0	0	6
Saints	9	21	4	34-34	20-27	0	298
Opp. Total	13	23	5	41-41	24-33	1	361

RUSHING

	No.	Yds	Avg.	LG	TD
G. Rogers	239	914	3.8	28	2
Gajan	102	615	6.0	62	5
W. Wilson	74	261	3.5	36	1
Campbell	50	190	3.8	19	0
Todd	28	111	4.0	15	0
Anthony	20	105	5.3	19	1
T. Wilson	2	8	4.0	5	0
Goodlow	1	5	5.0	5	0
Stabler	1	-1	-1.0	-1	0
Duckett	1	-3	-3.0	-3	0
D. Wilson	3	-7	-2.3	-2	0
Hansen	2	-27	-13.5	0	0
Saints	523	2171	4.2	62	9
Opp. Total	548	2461	4.5	66	13

RECEIVING

	No.	Yds	Avg.	LG	TD
Gajan	35	288	8.2	51	2
Groth	33	487	14.8	31	0
W. Wilson	33	314	9.5	34	3
Young	29	597	20.6	74	3
Brenner	28	554	19.8	57	6
Goodlow	22	281	12.8	23	3
Scott	21	278	13.2	37	1
Anthony	12	113	9.4	32	0
G. Rogers	12	76	6.3	15	0
Miller	8	81	10.1	22	1
Tice	6	55	9.2	17	1
Hardy	4	50	12.5	28	1

PASSING	Att.	Comp.	Yards	Pct.	Avg./Att.	TD	Pct.Td	Int.	Pct.Int.	LG	Lost/Att.	Rating
Todd	312	161	2178	51.6	6.98	11	3.5	19	6.1	74	33-267	60.4
Wilson	93	51	647	54.8	6.96	7	7.5	4	4.3	54	7-54	83.9
Stabler	70	33	339	47.1	4.85	2	2.9	5	7.1	26	5-40	41.6
Gajan	1	1	34	100.0	34.00	1	100.0	—	—	34	0-0	—
Saints	476	246	3198	51.7	6.72	21	4.4	28	5.9	74	45-361	63.3
Opp. Total	422	239	2873	56.6	6.81	23	5.5	13	3.1	50	55-420	83.0

Duckett	3	24	8.0	11	0
Saints	246	3198	13.0	74	21
Opp. Total	239	2873	12.0	50	23

INTERCEPTIONS

	No.	Yds	Avg.	LG	TD
Waymer	4	9	2.3	9	0
Winston	2	90	45.0	47	2
Wattelet	2	52	26.0	35	1
Poe	1	16	16.0	16	0
Kovach	1	16	16.0	16	0
Jackson	1	14	14.0	14	0
B. Clark	1	9	9.0	9	0
B. Johnson	1	7	7.0	7	0
Saints	13	213	16.4	47	3
Opp. Total	28	420	15.0	60	3

KICKOFF RETURNS

	No.	Yds	Avg.	LG	TD
Anthony	22	490	22.3	64	0
Duckett	29	580	10.0	39	0
Fields	19	356	18.7	31	0
W. Wilson	1	23	23.0	23	0
T. Wilson	1	16	16.0	16	0
Saints	72	1465	20.3	64	0
Opp. Total	45	916	20.4	35	0

PUNT RETURNS

	No.	FC	Yds.	Avg.	LG	TD
Fields	27	6	236	8.7	61	0
Groth	6	12	32	5.3	9	0
Saints	33	18	268	8.1	61	0
Opp. Total	47	5	550	11.7	76	1

PUNTING

	No.	Yds.	Avg.	TB	In 20	LG	Blk.
Hansen	69	3020	43.8	7	9	66	1
Team	1	0	0	0	0	0	0
Saints	70	3020	43.1	7	9	66	1
Opp. Total	84	3492	41.6	10	27	87	0

FIELD GOALS

	1-19	20-29	30-39	40-49	50+	Total
Andersen	0-0	9-9	4-5	5-10	2-3	20-27
Saints	0-0	9-9	4-5	5-10	2-3	20-27
Opp. Total	0-0	6-6	9-11	9-13	0-2	24-32

1984 Team Statistics

SAINTS

OPP.

TOTAL FIRST DOWNS	298	298	Attempts/Completions	476-246	422-239
Rushing	131	134	Pct. of Completions	51.7	56.6
Passing	137	142	Had Intercepted	28	13
Penalty	30	22	PUNTS/AVERAGE	70-43.1	84-41.6
3rd Down: Made/Att.	90-221-41%	83-221-38%	NET PUNTING AVG.	33.3	36.0
4th Down: Made/Att.	8-22-36%	8-11-73%	PENALTIES/YARDS	101-849	119-1025
TOTAL NET YARDS	5008	4914	FUMBLES/BALL LOST	22-13	28-10
Avg. Per Game	312.9	307.1	TOUCHDOWNS	34	41
Total Plays	1044	1025	Rushing	9	13
Avg. Per Play	4.8	4.8	Passing	21	23
NET YARDS RUSHING	2171	2461	Returns	4	5
Avg. Per Game	135.7	153.8			
Total Rushes	523	548			
NET YARDS PASSING	2837	2453			
Avg. Per Game	177.3	153.3			
Tackled/Yards Lost	45-361	55-420			
Gross Yards	3198	2873			

SCORE BY PERIODS

	1	2	3	4	OT	Total
SAINTS TOTAL	61	102	37	95	—	298
Opp. Total	42	129	78	109	3	361

SAINTS LONGEST PLAYS — 1984

RUN FROM SCRIMMAGE—62, Hokie Gajan at Dallas, 10-21 (TD).
 PASS PLAY—74, Richard Todd to Tyrone Young at Chicago, 10-7
 PUNT RETURN—61, Jitter Fields vs St. Louis, 9-23
 KICKOFF RETURN—64, Tyrone Anthony at Dallas, 10-21
 INTERCEPTION RETURN—47, Dennis Winston vs Pittsburgh, 11-19
 PUNT—66, Brian Hansen vs. L.A. Rams, 10-14
 FIELD GOAL—53, Morten Andersen at Cleveland, 10-28

THE LAST TIME

Intercepted pass returned for TD—Nov. 19, 1984, by Dennis Winson, 47 yards vs. Pittsburgh.
 Fumble recovery returned for TD—Sept. 23, 1984, by Frank Wattelet, 22 yards vs. St. Louis.
 Fumble recovered in end zone for TD—Dec. 18, 1983, by Steve Korte vs. Los Angeles.
 Punt return for TD—Dec. 15, 1968, by Charlie Brown, 53 yards vs. Pittsburgh.
 Kickoff returned for TD—Nov. 27, 1977 by Clarence Chapman, 92 yards at San Francisco.

SAINTS 1985 OPPONENTS

(All Times Local)

ATLANTA FALCONS

National Football Conference Western Division

October 20 at Atlanta-Fulton County Stadium, Noon
December 22 at Superdome, Noon

Suwanee Road at I-85, Suwanee, Georgia 30174

President: Rankin M. Smith, Sr.

Head Coach: Dan Henning (third year)

Public Relations: Charlie Dayton

Office Phone: 404/588-1111

Home Stadium: Atlanta-Fulton County Stadium (1966)

Capacity: 60,748

Team Colors: Red, White, Black and Silver

Training Camp: Suwanee Road at I-85, Suwanee, Georgia 30174

1984 Record: 4-12, Fourth, NFC West


Scoring Leaders: Mick Luckhurst, K, 91

Gerald Riggs, RB, 78

Rushing Leader: Gerald Riggs, 535 for 1486 yards, 13 TDs

Passing Leader: Steve Bartkowski, 181-269-10, 2158 yards, 6 TDs

Receiving Leader: Stacey Bailey, WR, 67 for 1138 yards, 6 TDs



DENVER BRONCOS

American Football Conference Western Division

September 15 at Denver Mile High Stadium, 3 p.m.

5700 Logan Street, Denver, Colorado 80216

President: Patrick D. Bowlen

Head Coach: Dan Reeves (fifth year)

Public Relations: Charlie Lee

Office Phone: 303/623-8778

Home Stadium: Denver Mile High Stadium (1948)

Capacity: 75,103

Team Colors: Orange, Blue and White

Training Camp: Northern Colorado University, Greeley, Colorado 80521

1984 Record: 13-3, First, AFC West

Scoring Leaders: Rich Karlis, K, 101

Steve Watson, WR, 42

Rushing Leader: Sammy Winder, 296 for 1153 yards, 4 TDs

Passing Leader: John Elway, 214-380-15, 2598 yards, 18 TDs

Receiving Leader: Steve Watson, WR, 69 for 1170 yards, 7 TDs



GREEN BAY PACKERS

National Football Conference Central Division

November 17 at County Stadium, Milwaukee, Noon

1265 Lombardi Avenue, Green Bay, Wisconsin

Chairman of the Board: Dominic Olejniczak

Head Coach: Forrest Gregg (second year)

Public Relations: Lee Rimmel

Office Phone: 414/494-2351

Home Stadium: Lambeau Field, Green Bay (1957)

Capacity: 56,189

County Stadium, Milwaukee (1953)

Capacity: 55,958

Team Colors: Dark Green, Gold and White

Training Camp: St. Norbert College, DePere, Wisconsin 54115

1984 Record: 8-8, Second, NFC Central

Scoring Leaders: Al Del Greco, K, 61

Paul Coffman, TE, 54

Rushing Leaders: Gerry Ellis, 123 for 581 yards, 4 TDs

Eddie Lee Ivey, 99 for 552 yards, 6 TDs

Passing Leader: Lynn Dickey, 237-401-19, 3195 yards, 25 TDs

Receiving Leader: James Lofton, WR, 62 for 1361 yards, 7 TDs



HOUSTON OILERS

American Football Conference Central Division

August 17 at Superdome, 7 p.m. (Preseason)

6910 Fannin Street, Houston, Texas 77030

President: K.S. (Bud) Adams, Jr.

Head Coach: Hugh Campbell (second year)

Public Relations: Bob Hyde

Office Phone: 713/797-9111

Home Stadium: Astrodome (1965)

Capacity: 50,000

Team Colors: Scarlet, Columbia Blue, and White

Training Camp: Angelo State University, San Angelo, Texas 76901

1984 Record: 3-13, Fourth, AFC Central

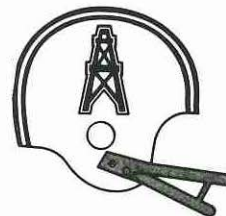
Scoring Leaders: Joe Cooper, K, 46

Larry Moriarty, RB, 42

Rushing Leader: Larry Moriarty, 189 for 785 yards, 6 TDs

Passing Leader: Warren Moon, 259-450-14, 3338 yards, 12 TDs

Receiving Leader: Tim Smith, WR, 69 for 1141 yards, 4 TDs



KANSAS CITY CHIEFS

American Football Conference Western Division

September 8 at Superdome, Noon

One Arrowhead Drive, Kansas City, Missouri 64219

Owner: Lamar Hunt

President: Jack Steadman

Head Coach: John Mackovic (third year)

Public Relations: Bob Sprenger

Office Phone: 816/924-9300

Home Stadium: Arrowhead Stadium (1972)

Capacity: 78,067

Team Colors: Red and Gold

Training Camp: William Jewell College, Liberty, Missouri 64068

1984 Record: 8-8, Fourth, AFC West

Scoring Leaders: Nick Lowery, K, 104

Theotis Brown, RB, 24

Carlos Carson, WR, 24

Herman Heard, RB, 24

Kenneth Lacy, RB, 24

Henry Marshall, WR, 24

Stephon Paige, WR, 24

Rushing Leader: Herman Heard, 165 for 684 yards, 4 TDs

Passing Leaders: Bill Kenney, 151-282-10, 2098 yards, 15 TDs

Todd Blackledge, 147-294-11, 1707 yards, 6 TDs

Receiving Leaders: Henry Marshall, WR, 62 for 912 yards, 4 TDs

Carlos Carson, 57 for 1078 yards, 4 TDs



LOS ANGELES RAIDERS

American Football Conference Western Division

October 13 at Los Angeles Memorial Coliseum, 3 p.m.

332 Center Street, El Segundo, California 90245

Managing General Partner: Al Davis

Head Coach: Tom Flores (seventh year)

Public Relations: Mike Ornstein

Office Phone: 213/322-3451

Home Stadium: Los Angeles Memorial Coliseum (1923)

Capacity: 92,516

Team Colors: Silver and Black

Training Camp: El Rancho Tropicana, Santa Rosa, California 95401

1984 Record: 11-5, Third, AFC West

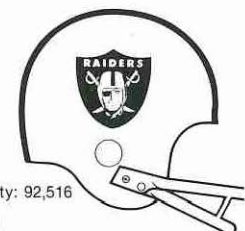
Scoring Leaders: Marcus Allen, RB, 108

Chris Bahr, K, 100

Rushing Leader: Marcus Allen, 275 for 1168 yards, 13 TDs

Passing Leader: Marc Wilson, 153-282-17, 2151 yards, 15 TDs

Receiving Leader: Todd Christensen, TE, 80 for 1007 yards, 7 TDs



LOS ANGELES RAMS

National Football Conference Western Division

November 3 at Anaheim Stadium, 3 p.m.
December 1 at Superdome, Noon

2327 West Lincoln Avenue, Anaheim, California 92801

President: Georgia Frontiere

Head Coach: John Robinson (third year)

Public Relations: Pete Donovan

Office Phone: 714/535-7267

Home Stadium: Anaheim Stadium (1956) Capacity: 69,005

Team Colors: Royal Blue, Gold and White

Training Camp: California State University, Fullerton, California 92634

1984 Record: 10-6, Second, NFC West


Scoring Leaders: Mike Lansford, K, 112

Eric Dickerson, RB, 84

Rushing Leader: Eric Dickerson, 379 for 2105 yards, 14 TDs

Passing Leader: Jeff Kemp, 143-284-7, 2021 yards, 13 TDs

Receiving Leader: Henry Ellard, WR, 34 for 622 yards, 6 TDs



MINNESOTA VIKINGS

National Football Conference Central Division

November 24 at Metrodome, Noon

9520 Viking Drive, Eden Prairie, Minnesota 55344

President: Max Winter

Head Coach: Bud Grant (18th season following one-year hiatus)

Public Relations: Merrill Swanson

Office Phone: 612/828-6500

Home Stadium: Hubert H. Humphrey Metrodome (1982) Capacity: 62,212

Team Colors: Purple, White and Gold

Training Camp: Mankato State University, Mankato, Minnesota 56001

1984 Record: 3-13, Fifth, NFC Central

Scoring Leaders: Jan Stenerud, K, 90

Ted Brown, RB, 36

Rushing Leader: Alfred Anderson, 201 for 773 yards, 2 TDs

Passing Leader: Tommy Kramer, 124-236-10, 1678 yards, 9 TDs

Receiving Leader: Leo Lewis, WR, 47 for 830 yards, 4 TDs



NEW ENGLAND PATRIOTS

American Football Conference Eastern Division

August 10 at Sullivan Stadium, 2:30 p.m. (Preseason)

Sullivan Stadium, Route 1, Foxboro, Massachusetts

President: William H. Sullivan, Jr.

Head Coach: Raymond Berry (second season)

Public Relations: Jim Greenidge

Office Phone: 617/543-7911

Home Stadium: Sullivan Stadium (1971) Capacity: 61,297

Team Colors: Red, Blue and White

Training Camp: Bryant College, Smithfield, Rhode Island 02917

1984 Record: 9-7, Second, AFC East

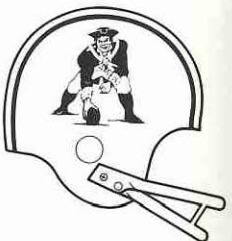
Scoring Leaders: Tony Franklin, K, 108

Derrick Ramsey, TE, 42

Rushing Leader: Craig James, 160 for 790 yards, 1 TD

Passing Leader: Tony Eason, 259-431-8, 3228 yards, 23 TDs

Receiving Leader: Derrick Ramsey, TE, 66 for 792 yards, 7 TDs



NEW YORK GIANTS

National Football Conference Eastern Division

October 27 at Superdome, 3 p.m.

Giants Stadium, East Rutherford, New Jersey 07073

President: Wellington T. Mara

Head Coach: Bill Parcells (third year)

Public Relations: Ed Croke

Office Phone: 412/323-1200

Home Stadium: Giants Stadium (1976) Capacity: 76,891

Team Colors: Blue, Red and White

Training Camp: Pace University, Pleasantville, New York 10570

1984 Record: 9-7, 2nd (tie), NFC East

Scoring Leaders: Ali Haji-Sheikh, K, 83

Rob Carpenter, RB, 48

Rushing Leader: Rob Carpenter, 250 for 795 yards, 7 TDs

Passing Leader: Phil Simms, 286-533-18, 4044 yards, 22 TDs

Receiving Leaders: Bob Johnson, WR, 48 for 795 yards, 7 TDs

Zeke Mowatt, TE, 48 for 698 yards, 6 TDs



PHILADELPHIA EAGLES

National Football Conference Eastern Division

October 6 at Superdome, Noon

Broad Street and Pattison Avenue, Philadelphia, Pennsylvania 19148

Owner: Norman Braman

Head Coach: Marion Campbell (third season)

Public Relations: Jim Gallagher, Ed Wisneski

Office Phone: 215/463-2500

Home Stadium: Philadelphia Veterans' Stadium (1971) Capacity: 72,204

Team Colors: Kelly Green, Silver and White

Training Camp: Westchester State College, Westchester, Pennsylvania 19380

1984 Record: 6-9-1, Fifth, NFC East

Scoring Leaders: Paul McFadden, K, 116

Mike Quick, WR, 54

Rushing Leader: Wilbert Montgomery, 201 for 789 yards, 2 TDs

Passing Leader: Ron Jaworski, 234-427-14, 2754 yards, 16 TDs

Receiving Leaders: John Spagnola, TE, 65 for 701 yards, 1 TD

Mike Quick, WR, 61 for 1052 yards, 9 TDs

Wilbert Montgomery, RB, 60 for 501 yards, 0 TD



ST. LOUIS CARDINALS

National Football Conference Eastern Division

December 8 at Busch Stadium, Noon

200 Stadium Plaza, St. Louis, Missouri 63102

President: William V. Bidwill

Head Coach: Jim Hanifan (sixth year)

Public Relations: Mike Menchel

Office Phone: 314/421-0777

Home Stadium: Busch Stadium (1965) Capacity: 51,392

Team Colors: Cardinal Red, White and Black

Training Camp: Eastern Illinois University, Charleston, Illinois 61920

1984 Record: 9-7, Second (tie), NFC East

Scoring Leaders: Neil O'Donoghue, K, 117

Roy Green, WR, 72

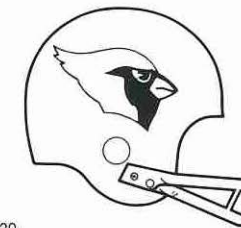
Stump Mitchell, 66

Rushing Leader: Ottis Anderson, 289 for 1174 yards, 6 TDs

Passing Leader: Neil Lomax, 345-560-16, 4614 yards, 28 TDs

Receiving Leaders: Roy Green, WR, 78 for 1555 yards, 12 TDs

Ottis Anderson, RB, 70 for 611 yards, 2 TDs



SAN DIEGO CHARGERS

American Football Conference Western Division

August 30 at Jack Murphy Stadium, 9 p.m. (Preseason)

P.O. Box 20666, San Diego, California 92120

President: Alex Spanos

Head Coach: Don Coryell (eighth year)

Public Relations: Rick Smith

Office Phone: 714/280-2111

Home Stadium: San Diego Jack Murphy Stadium (1967) Capacity: 52,675

Team Colors: Blue, Gold and White

Training Camp: University of California-San Diego, La Jolla, Calif. 92037

1984 Record: 7-9, Fifth, AFC West

Scoring Leaders: Rolf Benirschke, K, 92

Earnest Jackson, RB, 54

Rushing Leader: Earnest Jackson, 296 for 1179 yards, 8 TDs

Passing Leader: Dan Fouts, 317-507-17, 3740 yards, 19 TDs

Receiving Leader: Charlie Joiner, WR, 61 for 793 yards, 6 TDs



SAN FRANCISCO 49ERS

National Football Conference Western Division

September 29 at Candlestick Park, 3 p.m.

December 15 at Superdome, Noon

711 Nevada Street, Redwood City, California 94601

President: Edward J. DeBartolo, Jr.

Head Coach: Bill Walsh (seventh year)

Public Relations: Jerry Walker

Office Phone: 415/265-3420

Home Stadium: Candlestick Park (1960) Capacity: 61,685

Team Colors: Forty-Niner Gold and Scarlet

Training Camp: Sierra Community College, Rocklin, California 95677

1984 Record: 15-1, First, NFC West

Scoring Leaders: Ray Wersching, K, 131

Freddie Solomon, WR, 66

Roger Craig, RB, 60

Wendell Tyler, RB, 54

Rushing Leader: Wendell Tyler, 246 for 1262 yards, 7 TDs

Passing Leader: Joe Montana, 279-432-10, 3630 yards, 28 TDs

Receiving Leaders: Roger Craig, RB, 71 for 675 yards, 3 TDs
Dwight Clark, WR, 52 for 880 yards, 6 TDs



SEATTLE SEAHAWKS

American Football Conference Western Division

November 10 at Superdome, Noon

5305 Lake Washington Boulevard, Kirkland, Washington 98033

President/General Manager: Mike McCormack

Head Coach: Chuck Knox (third year)

Public Relations: Gary Wright

Office Phone: 206/827-9777

Home Stadium: King County Domes Stadium (1976) Capacity: 64,757

Team Colors: Blue, Green and Silver

Training Camp: Eastern Washington University, Cheney, Washington 99004

1984 Record: 12-4, Second, AFC West

Scoring Leaders: Norm Johnson, K, 110


Steve Largent, WR, 72

Rushing Leaders: David Hughes, 94 for 327 yards, 1 TD

Eric Lane, 80 for 299 yards, 4 TDs

Passing Leader: Dave Krieg, 276-480-24, 3671 yards, 4 TDs

Receiving Leader: Steve Largent, WR, 74 for 1164 yards, 12 TDs



TAMPA BAY BUCCANEERS

National Football Conference Central Division

August 24 at Superdome, 7 p.m. (Preseason)

September 22 at Superdome, Noon

One Buccaneer Place, Tampa, Florida 33607

President: Hugh F. Culverhouse

Head Coach: Leeman Bennett (first year)

Public Relations: Rick Odioso

Office Phone: 813/870-2700

Home Stadium: Tampa Stadium (1967) Capacity: 72,128

Team Colors: Florida Orange, Red and White

Training Camp: One Buccaneer Place, Tampa, Florida 33607

1984 Record: 6-10, Third, NFC Central

Scoring Leaders: Obed Ariri, K, 95


James Wilder, RB, 78

Rushing Leader: James Wilder, 407 for 1544 yards, 13 TDs

Passing Leader: Steve DeBerg, 308-509-18, 3554 yards, 19 TDs

Receiving Leaders: James Wilder, RB, 85 for 685 yards, 0 TD

Kevin House, WR, 76 for 1005 yards, 5 TDs



SAINTS RETIRED NUMBERS

Only two numbers on the Saints roster have been retired. Defensive end Doug Atkins, the former University of Tennessee all-American, joined the Saints in 1967 and retired in 1969. Jim Taylor, all-Pro running back, played in a Saints uniform in 1967. Both Atkins' no. 81 and Taylor's no. 31 are retired. Atkins and Taylor are members of the NFL's Hall of Fame.

SAINTS IN PRO BOWL

1967 — Dave Whitsell, safety; 1968 — Dave Rowe, defensive tackle; 1969 — Tom Dempsey, kicker; Jake Kupp, guard; Tony Baker and Andy Livingston, running backs; Tom Fears, coach; 1978 — Archie Manning, quarterback; 1979 — Wes Chandler, wide receiver; Henry Childs, tight end; Archie Manning, quarterback; Chuck Muncie, halfback; Tommy Myers, safety; 1981 — George Rogers, halfback; 1982 — George Rogers, halfback; 1983 — Rickey Jackson, linebacker; 1984 — Bruce Clark, defensive end; Brian Hansen, punter; Rickey Jackson, linebacker.

Saints Series Records

Date	Saints	Opponents	Place	Attendance
Atlanta Falcons (11-21-0)				
11-26-67	27	24	Home	83,437
12- 7-69	17	45	Away	51,021
9-20-70	3	14	Home	77,042
10-25-70	14	32	Away	58,850
10-24-71	6	28	Away	58,850
12-19-71	20	24	Home	75,954
10-15-71	14	21	Home	66,294
11-12-71	20	36	Away	58,850
9-16-73	7	62	Home	66,428
12-16-73	10	14	Away	58,850
9-29-74	14	13	Home	62,273
10-20-74	13	3	Away	58,850
10- 5-75	7	14	Away	29,444
11- 2-75	23	7	Home	56,614
10-10-76	30	0	Home	51,521
10-31-76	20	23	Away	34,127
11-20-77	21	29	Home	43,135
12-18-77	7	35	Away	36,895
11-12-78	17	20	Home	70,323
11-26-78	17	20	Away	55,121
9- 2-79	34	40	Home	70,940
11-25-79	37	6	Away	42,815
10-19-80	14	41	Home	62,651
11-16-80	13	21	Away	53,871
9- 6-81	0	27	Away	57,406
11- 1-81	10	41	Home	63,637
12-12-82	0	35	Away	39,535
1- 2-83	35	6	Home	47,336
10- 9-83	19	17	Away	51,654
11- 6-83	27	10	Home	67,062
9- 2-84	28	36	Home	66,652
11-11-84	17	13	Away	40,590
Baltimore Colts (0-3-0)				
12-10-67	10	30	Away	60,238
10-19-69	10	30	Home	80,636
9-30-73	10	14	Away	52,293
Buffalo Bills (1-2-0)				
11- 4-73	13	0	Home	74,770
9-21-80	26	35	Home	51,154
10-30-83	21	27	Away	49,413
Chicago Bears (4-7-0)				
12- 1-68	17	23	Home	78,285
12-20-70	3	24	Home	63,518
10-10-71	14	35	Away	55,049
10- 7-73	21	16	Home	56,561
10- 6-74	10	24	Away	55,753
12-21-75	17	42	Home	33,371
10- 2-77	42	24	Away	51,488

9-14-80	3	22	Away	62,523
9-19-82	10	0	Away	56,600
9-18-83	34 (OT)	31	Home	64,692
10- 7-84	7	20	Away	53,752
Cincinnati Bengals (2-3-0)				
11-29-70	6	26	Away	59,342
9-28-75	0	21	Home	52,531
9-24-78	20	18	Away	40,455
10-25-81	17	7	Home	46,336
12- 9-84	21	24	Home	40,855
Cleveland Browns (1-8-0)				
10- 1-67	7	42	Home	77,045
9-15-68	10	24	Home	74,215
11-10-68	17	35	Away	71,025
10-12-69	17	27	Home	71,274
12-12-71	17	21	Home	72,794
11-30-75	16	17	Away	44,753
10- 8-78	16	24	Home	50,158
10-18-81	17	20	Away	76,059
10-28-84	16	14	Away	52,489
Dallas Cowboys (1-11-0)				
10-15-67	10	14	Away	52,562
11-12-67	10	27	Home	83,437
11- 3-68	3	17	Home	84,728
9-28-69	17	21	Home	79,567
11- 9-69	17	33	Away	68,282
10-17-71	24	14	Home	83,088
9-24-73	3	40	Away	52,715
9-19-76	6	24	Home	61,413
11-19-78	7	27	Away	57,920
12-19-82	7	21	Away	64,506
9-25-83	20	21	Away	62,136
10-21-84	27	30	Away	50,966
Denver Broncos (0-3-0)				
11-22-70	6	31	Home	66,837
10-13-74	17	33	Away	51,706
11- 4-79	3	10	Away	74,482
Detroit Lions (4-4-1)				
11-24-68	20	20	Away	46,152
11- 8-70	19	17	Home	66,910
11-19-72	14	27	Away	53,752
10-14-73	20	13	Home	57,810
11- 3-74	14	19	Away	49,127
11-14-76	17	16	Home	42,048
9-25-77	19	23	Away	51,458
10-21-79	17	7	Home	57,428
10-12-80	13	24	Away	78,147
Green Bay Packers (2-9-0)				
11-17-68	7	29	Away	49,644
11-28-71	29	21	Away	48,035
12-17-72	20	30	Home	65,881
12- 2-73	10	30	Away	47,890

10-12-75	20	19	Home	51,371
11- 7-76	27	32	Away	52,936
9-18-77	20	24	Home	56,250
9-10-78	17	28	Away	54,336
9- 9-79	19	28	Away	53,184
12-13-81	7	35	Home	45,518
11- 4-84	13	23	Home	57,426

Houston Oilers (2-2-1)

10- 3-71	13	13	Away	47,966
10- 3-76	26	31	Home	51,973
12-10-78	12	17	Home	63,169
11-22-81	27	24	Away	49,581
9-30-84	27	10	Away	43,108

Kansas City Chiefs (2-1-0)

9-25-72	17	20	Home	70,793
9-26-76	27	17	Away	53,918
11-21-82	27	17	Home	39,341

Los Angeles Rams (8-22-0)

9-17-67	13	27	Home	80,879
10- 5-69	17	36	Away	54,879
11- 1-70	17	30	Home	77,861
12- 6-70	16	34	Away	66,410
9-19-71	24	20	Home	70,915
12- 5-71	28	45	Away	73,610
9-17-72	14	34	Away	66,303
11-26-72	19	16	Home	64,325
11-11-73	7	29	Away	70,358
11-25-73	13	24	Home	67,192
9-22-74	0	24	Away	64,178
11-17-74	20	7	Home	57,287
10-26-75	14	38	Away	60,771
12- 7-75	7	14	Home	39,958
10-24-76	10	16	Home	51,984
11-28-76	14	33	Away	54,906
10-16-77	7	14	Away	46,045
10-30-77	27	26	Home	59,023
10- 1-78	20	26	Home	61,654
10-22-78	10	3	Away	47,574
10- 7-79	17	35	Home	68,986
12-16-79	29	14	Away	53,879
11- 2-80	31	45	Away	59,909
11-24-80	7	27	Home	53,448
9-13-81	23	17	Home	62,063
11- 8-81	21	13	Away	61,068
9-11-83	27	30	Away	45,572
12-18-83	24	26	Home	70,148
10-14-84	10	28	Home	63,161
12- 2-84	21	34	Away	49,348

Miami Dolphins (1-3-0)

11-15-70	10	21	Away	42,866
11-10-74	0	21	Home	74,289
9-28-80	16	21	Away	40,946
10- 2-83	17	7	Home	66,489

Minnesota Vikings (3-8-0)

10-13-68	20	17	Home	71,105
9-27-70	0	26	Away	47,900
11-21-71	10	23	Home	83,130
11- 5-72	6	37	Away	49,784
12- 1-74	9	29	Away	48,456
11- 9-75	7	20	Home	52,765
9-12-76	9	40	Home	58,156
9- 3-78	31	24	Home	54,187
11-30-80	20	23	Home	30,936
11-15-81	10	20	Away	45,215
11-27-83	17	16	Home	59,502

New York Giants (5-5-0)

10- 8-67	21	27	Away	62,670
10- 6-68	21	38	Away	62,967
11-16-69	25	24	Away	62,927
10- 4-70	14	10	Home	69,126
10- 8-72	14	45	Away	62,507
12-14-75	14	28	Away	40,150
10-29-78	28	17	Home	58,806
9-30-79	24	14	Home	51,543
9-20-81	7	20	Away	69,814
12-15-84	10	3	Away	63,739

New York Jets (1-3-0)

12- 3-72	17	18	Away	62,496
12- 4-77	13	16	Home	40,464
12-14-80	21	20	Away	38,077
11-21-83	28	31	Home	68,606

New England Patriots (0-4-0)

12-10-75	10	17	Home	64,889
12- 5-76	6	27	Away	53,592
12-21-80	27	38	Home	38,277
12- 4-83	0	7	Away	24,579

Oakland Raiders (0-2-1)

11- 7-71	21	21	Home	83,102
11- 9-75	10	48	Away	51,764
12- 3-79	35	42	Home	65,541

Philadelphia Eagles (5-8-0)

11- 5-67	31	24	Home	59,596
11-19-67	21	48	Away	60,751
12- 8-68	17	29	Away	57,128
10-26-69	10	13	Away	60,658
11-30-69	26	17	Home	72,805
10-29-72	21	3	Home	65,554
10-27-74	14	10	Home	64,257
11- 6-77	7	28	Away	53,482
9-17-78	17	24	Home	49,242
9-16-79	14	26	Home	54,212
11- 9-80	21	34	Home	45,340
10-11-81	14	31	Home	52,728
12-11-83	20 (OT)	17	Away	45,182

Pittsburgh Steelers (4-4-0)				
10-29-67	10	14	Home	68,911
10-20-68	16	12	Away	32,303
12-15-68	24	14	Home	66,131
12-21-69	27	14	Home	72,256
11-25-74	7	28	Home	71,907
11- 5-78	14	20	Away	48,525
10- 4-81	6	20	Home	64,578
11-19-84	27	24	Home	66,005

St. Louis Cardinals (4-8-0)				
12- 3-67	20	31	Away	41,171
9-29-68	20	21	Home	79,021
10-27-68	17	31	Away	45,478
11- 2-69	51	42	Away	46,718
10-11-70	17	24	Away	45,294
12- 8-74	14	0	Home	57,152
10-23-77	31	49	Away	48,417
10- 5-80	7	40	Home	45,388
12- 6-81	3	30	Away	46,923
9-12-82	7	21	Home	58,673
9- 4-83	28	17	Home	65,225
9-23-84	34	24	Home	58,723

San Diego Chargers (0-3-0)				
11-18-73	14	17	Away	44,356
10- 9-77	0	14	Home	53,942
12- 9-79	0	35	Home	61,059

San Francisco 49ers (8-21-2)				
10-22-67	13	27	Away	34,285
11-23-69	43	38	Home	71,448
10-18-70	20	20	Away	39,446
12-13-70	27	38	Home	61,940
9-26-71	20	38	Home	81,596
11-14-71	26	20	Away	45,138
10- 1-72	2	37	Home	69,840
10-22-72	20	20	Away	59,167
10-21-73	0	40	Away	52,629
12- 9-73	16	10	Home	62,490
9-15-74	13	17	Home	65,071
12-15-74	21	35	Away	49,567
10-19-75	21	35	Away	40,990
11-23-75	6	16	Home	40,328
10-17-76	3	33	Away	43,160
12-12-76	7	27	Home	42,536
11-13-77	7	10 (OT)	Home	41,564
11-27-77	17	20	Away	33,702
10-15-78	14	7	Away	37,671
12- 3-78	24	13	Home	50,068
9-23-79	30	21	Away	39,727
11-11-79	31	20	Home	65,551
9- 7-80	23	26	Home	58,621
12- 7-80	35	38 (OT)	Away	37,949
9-27-81	14	21	Away	44,433
12-20-81	17	21	Home	43,639
11-28-82	23	20	Away	51,611

10-16-83	13	32	Home	68,154
11-13-83	0	27	Away	40,022
9-16-84	20	30	Away	57,611
11-25-84	3	35	Home	65,117

Seattle Seahawks (1-1-0)				
11-21-76	51	27	Away	61,865
11-18-79	24	38	Away	60,055

Tampa Bay Buccaneers (4-3-0)				
12-11-77	14	33	Home	40,124
12-17-78	17	10	Away	51,209
10-14-79	42	14	Away	67,640
11-29-81	14	31	Home	62,209
12- 5-82	10	13	Home	61,709
10-23-83	24	21	Away	48,242
9- 9-84	17	13	Home	54,686

Washington Redskins (4-7-0)				
9-24-67	10	30	Home	74,937
12-17-67	30	14	Away	50,486
9-22-68	37	17	Home	65,941
9-21-69	20	26	Home	73,147
12-14-69	14	17	Away	50,354
10-31-71	14	24	Away	53,041
10-28-73	19	3	Home	66,315
9-21-75	3	41	Away	54,414
10-28-79	14	10	Away	52-133
10-26-80	14	22	Away	51,375
12-26-82	10	27	Home	48,667

1984 GAME STAFF

Field — Darlene Bonis, director of cheerleaders; Larry Dale, trainer of Gumbo; Tim Alexander, photographer; Moise Bloch, Dan Scott, sideline contacts.

Press Box — Jimmy Young, John Lutz, Joe Englert, Harold Shelley, Gayle Letulle, statisticians; Bob Remy, statistical consultant; Jerry Romig, public address announcer; Maury Magill, press box announcer; Glen Gassenberger, Don Boyne, press box services; Jimmy Byrne, Bob Ball, television support; Mickey Crossin, security; Russell Palazzolo, elevator; Alan Levith, post-game quotes; Kervin Voissan, replay monitor.

Saints History

1966

- Nov. 1** — National Football League franchise awarded to New Orleans on All Saints Day.
- Dec. 15** — John W. Mecom Jr. becomes majority stockholder-president of NFL's 16th franchise.
- Dec. 22** — Vic Schwenk appointed director of player personnel and becomes first major employee hired by New Orleans franchise.

1967

- Jan. 9** — Name New Orleans' professional football team Saints.
- Jan. 27** — Former Ole Miss and Rams kicker Paige Cothren first player signed.
- Feb. 9** — Saints elect 42 players in NFL expansion draft.
- Mar. 8** — First season-ticket drive launched and Saints sell 20,000 first day and 33,400 before first league game.
- Mar. 14** — Saints make fullback Les Kelley of Alabama top choice in common draft.
- July 1** — Seventy-six players (mostly rookies) report for first training camp at California Western University in San Diego.
- July 6** — Former Green Bay fullback great Jim Taylor signs with Saints.
- July 8** — Veterans report to training camp.
- July 25** — Bert Rose appointed executive vice-president and general manager.
- Aug. 2** — Saints lose first pre-season game to Los Angeles, 16-7, before 26,364 at Anaheim, Calif.
- Aug. 12** — Saints score first pre-season victory by beating St. Louis, 23-14, before 25,500 at Shreveport, La.
- Sept. 9** — Saints record first pre-season victory in New Orleans downing Atlanta, 27-14, before 67,486. Victory gave Saints 5-1 pre-season record, best ever for a first-year expansion team.
- Sept. 17** — Saints open season losing to Los Angeles, 27-13, after rookie John Gilliam returned opening kickoff 94 yards for touchdown.
- Nov. 5** — Saints earn first NFL victory beating Philadelphia, 31-24, as Walt Roberts scores three touchdowns at Tulane Stadium.
- Dec. 17** — Saints defeat Washington, 30-14, as rookie Danny Abramowicz scores two touchdowns. Saints wind up with 3-11 record and equal win output for first-year expansion team. Cornerback Dave Whitsett's 10 interceptions tie for best in NFL and earn UPI Comeback Player of Year honors along with second-team All-Pro recognition and invitation to Pro Bowl.

1968

- Mar. 29** — Vic Schwenk replaces Bert Rose as general manager.
- July 7** — Wide receiver Dave Parks signs with Saints after playing out option at San Francisco.
- July 26** — Kevin Hardy, plus No. 1 draft choice of 1969, awarded to 49ers as compensation for Parks.
- Sept. 10** — Jim Taylor announces retirement.
- Nov. 3** — Saints to lose to Dallas, 17-3, before home-record crowd of 84,728 at Tulane Stadium.

- Dec. 15** — Saints defeat Pittsburgh, 24-14, in season's windup to emerge with 4-9-1 record and third-place finish in Century Division. Saints' two-year record of 7-20-1, best ever for an expansion team. Defensive tackle Dave Rowe named to play in Pro Bowl.

1969

- Oct. 5** — Saints' Tom Dempsey kicks 55-yard field goal against Rams at Los Angeles. Kick was NFL's longest that season and one yard short of pro football record.
- Nov. 2** — Saints snap six-game losing streak at St. Louis, 51-42. Game set NFL record of most total touchdowns in one game via passing with Bill Kilmer and Charlie Johnson connecting on six apiece. Five other Saints records set: Most first downs (26), most total offensive yards (508), most passing yards (354), most points (51) and most PATs (6).
- Nov. 16** — Tom Dempsey sets Saints record with 4 field goals against Giants in New York, scoring fourth with 11 seconds left to pull out 25-24 victory. Win began three-game Saints' victory streak as New Orleans also downed San Francisco, 43-38 and Philadelphia, 26-17.
- Dec. 21** — Saints close third season with 27-24 victory over Pittsburgh to bring record to 5-9. Dan Abramowicz wins NFL receiving championship with 73 catches for 1,015 yards and 7 TDs and All-NFL honors. Saints continue to hold NFL expansion team winning record with three-year report of 12-29-1. Defensive end Doug Atkins retires after 17-year NFL career, wins second team All-Pro honors. Tom Dempsey, Jake Kupp, Tony Baker and Andy Livingston tapped for Pro Bowl with entire Saints coaching staff.

1970

- Jan. 16** — In realignment of National Conference, Saints form Western Division with Los Angeles, San Francisco and Atlanta.
- Nov. 3** — J. D. Roberts replaces Tom Fears and becomes the second head coach in Saints' history.
- Nov. 8** — Tom Dempsey kicks 63-yard field goal — longest in NFL history — on final play to defeat Detroit, 19-17.

1971

- Jan. 28** — Saints draft quarterback Archie Manning of Ole Miss in first round after trading quarterback Bill Kilmer to Washington for linebacker Tom Rousel plus 4th and 8th picks in 1972 draft.
- Aug. 11** — Louisiana Superdome construction begins.
- Sept. 19** — Saints upset Rams in season's opener in New Orleans, 24-20. Rookie Archie Manning makes first regular-season start and runs for one-yard touchdown on final play after hitting 16 of 29 passes for 218 yards and another touchdown.
- Oct. 17** — Archie Manning rushes for two touchdowns as Saints defeat Cowboys, 24-20, before 83,088 at New Orleans. Cowboys went on to win Super Bowl.

1972

- Jan. 7** — Richard F. Gordon Jr. retires from U.S. Naval aerospace program and is appointed executive vice-president of Saints.

1973

- Jan. 29 — Saints trade No. 1 draft choice to Baltimore for defensive end Billy Newsome and 4th-round draft choice (linebacker Jim Merlo).
- Aug. 26 — John North replaces J.D. Roberts and becomes Saints' third head coach.
- Nov. 4 — Saints score first shutout ever by blanking Buffalo, 13-0, in New Orleans, Saints hold O.J. Simpson to 79 yards on 20 rushes as he headed to 2,003-yard season.
- Dec. 16 — Saints finish 5-9, again tying best season ever for club.

1974

- Dec. 14 — Saints again finish 5-9, tying best mark in their history.

1975

- Aug. 3 — Louisiana Superdome is dedicated.
- Aug. 9 — Saints play Houston before 72,434 in first football game at Superdome. Saints lose, 13-7.
- Sept. 28 — Saints lose to Cincinnati, 21-0, before 52,531 in first National Football League game at Superdome.
- Oct. 27 — John North is replaced as head coach by Ernie Hefferle, director of pro personnel, on interim basis.
- Nov. 2 — Saints beat Atlanta, 23-7, in Ernie Hefferle's first game.

1976

- Jan. 20 — Saints hire Hank Stram as fourth head coach in club's history.
- Nov. 21 — Saints beat Seahawks at Seattle, 51-27, to tie club record for most points scored in one game.

1977

- Oct. 30 — Saints upset Los Angeles, 27-26, at Superdome on faked field goal pass from Tom Blanchard to Elois Grooms.
- Dec. 18 — Saints season rushing and touchdown records fall to Chuck Muncie with 811 yards and Henry Childs with nine touchdowns.

1978

- Jan. 31 — Saints acquire all-pro guard Conrad Dobler and wide receiver Ike Harris from St. Louis in trade for Bob Pollard and Terry Stieve.
- Feb. 6 — Dick Nolan is appointed head coach to replace Hank Stram. In other key front office moves, Eddie Jones is named executive vice president and Harry Hulmes vice president of player personnel.
- June 11 — Archie Manning wins Byron (Whizzer) White Award of NFL players for contributions to his team, community and country.
- Oct. 22 — Saints upset Rams, 10-3, for first ever win at Los Angeles Coliseum.
- Dec. 3 — Saints beat 49ers, 24-13, at Superdome to become first New Orleans team to win six games.
- Dec. 17 — Saints end best season with 7-9 record after win at Tampa Bay, 17-10. Quarterback Archie Manning named Player of Year and MVP in National Conference and selected to play in Pro Bowl.

1979

- June 5 — Saints move administrative office from Lee Circle to Superdome.
- Oct. 14 — Saints score 42 points in second half of club record in 42-14 win at Tampa Bay. Scores came on six successive possessions in offensive masterpiece.
- Oct. 28 — Saints tie club record of three consecutive wins and move into undisputed first place in National Conference with 14-10 win at Washington. Saints stopped Redskins 18 times with goal to go and 7 times within 2-yard line in defensive masterpiece.
- Dec. 3 — Chuck Muncie rushes for 128 yards to become first Saint to surpass 1,000-yard milestone en route to 1,198-yard season. Saints, alas, saw 35-14 lead disappear in 42-35 loss to Oakland in Monday night TV game at Superdome.
- Dec. 16 — Saints end most successful eight-win season by beating Super Bowl-bound Rams, 29-14, in last game for Rams at Coliseum. Ironically, Rams beat Saints in their first game at Tulane Stadium.
- Dec. 20 — Steve Rosenbloom is introduced as new executive vice-president and general manager of Saints at Superdome news conference.

1980

- Jan. 27 — Chuck Muncie is selected MVP as National Conference scores 37-27 win in Pro Bowl at Hawaii. Saints also represented well by Archie Manning, Tommy Myers, Wes Chandler and Henry Childs.

1981

- Jan. 20 — General manager Steve Rosenbloom and vice president of player personnel Dick Steinberg resign.
- Jan. 22 — O.A. (Bum) Phillips is announced as new head coach.
- Jan. 26 — Assistant to the president Fred Williams is appointed Saints chief administrator.
- April 28 — Saints select running back George Rogers, 1980 Heisman Trophy winner, with first overall choice in NFL draft. Rogers is one of 17 selections by Saints.
- Oct. 12 — John Mecom, Sr., father of Saints owner John, Jr. and key figure in team history, dies at age 70 in Houston, Texas.
- Nov. 8 — Saints defeat NFC West rival Los Angeles, 21-13, at Anaheim Stadium to complete series sweep for first time in Saints franchise history.
- Dec. 20 — George Rogers gains 107 yards in 21-17 loss to San Francisco and becomes 1981 NFL rushing champion and all-time NFL rookie rusher with 1,674 yards for season.

1982

- Jan. 13 — George Rogers appears for NFC squad in Pro Bowl in Honolulu, Hawaii.
- Feb. 17 — Eddie Jones is named Saints president, Head Coach O.A. (Bum) Phillips is named general manager in addition to coaching title. Fred Williams is promoted from assistant to the president to vice president of administration.
- April 28 — Saints acquire veteran linebacker Dennis Winston from Pittsburgh Steelers in exchange for no. 6b draft choice (1981). Saints trade five choices (no. 8b-12) to Washington for Redskins no. 4 choice in 1983 draft.

- Aug. 25** — Veteran quarterback Ken Stabler signs with Saints as free agent.
- Sept. 17** — Veteran quarterback Archie Manning is traded to Houston Oilers for tackle Leon Gray.
- Sept. 19** — Ken Stabler leads Saints to 10-0 shutout of Chicago Bears, fourth shutout in Saints history. Saints defense ranks no. 1 overall in NFL.
- Sept. 20** — National Football League Players Assn. announces that NFL players are on strike following Monday night game.
- Sept. 23** — NFL announces that scheduled Thursday night game will not be played. Announcement marks the first in an eight-week succession of similar announcements.
- Nov. 21** — NFL games resume. Saints defeat Kansas City, 27-17, before a crowd of 39,341 at Superdome.
- Dec. 19** — Halfback George Rogers gains 166 yards rushing at Dallas Cowboys, the top individual performance in NFL and Saints single-game record.

1983

- Jan. 2** — Saints defeat Atlanta, 35-6, in re-scheduled game that concludes nine-game season with 4-5 record. Saints narrowly miss playoffs in complicated labyrinth of tie-breakers.
- Feb. 6** — Halfback George Rogers is in Honolulu for second successive Pro Bowl appearance.
- July 30** — Saints appear in Hall of Fame game for the second time in franchise history. Pittsburgh Steelers win game at Canton, Ohio, 27-14.
- Sept. 4** — Halfback George Rogers set team single-game record by rushing for 206 yards (24 carries) in 38-17 opening-day win over St. Louis Cardinals at the Superdome. Game marks third opening-day victory in team history.
- Sept. 18** — Saints defeat Chicago Bears, 34-31, at Superdome in overtime for first sudden-death victory in franchise history.
- Dec. 18** — Saints host Los Angeles Rams at Superdome with franchise's first winning season and playoff berth on the line. Rams kick field goal with six seconds remaining for 26-24 victory. Saints finish season with NFC's no. 1 ranked defense (overall) and NFL's no. 1 defense against the pass, both franchise firsts. Final 8-8 record ties best season in franchise history (1979).

1984

- Jan. 29** — Linebacker Rickey Jackson represents Saints in NFC-AFC Pro Bowl in Honolulu, Hawaii.
- Feb. 18** — Saints acquire veteran quarterback Richard Todd from the New York Jets in exchange for the Saints' no. 1 choice in the 1984 NFL draft.
- Oct. 9** — Saints acquire RB Earl Campbell from Houston for Saints' first-round draft choice in 1985.
- Oct. 22** — Quarterback Ken Stabler retires.
- Nov. 19** — Saints record first-ever win on prime time with 27-24 Monday night victory over Pittsburgh Steelers in Superdome.
- Nov. 26** — Saints owner John W. Mecom, Jr. announces that the Saints are for sale for the non-negotiable price of \$75 million.

1985

- Jan. 27** — Linebacker Rickey Jackson, defensive end Bruce Clark and punter

Brian Hansen represent Saints at NFC-AFC Pro Bowl at Honolulu, Hawaii. Jackson made his second consecutive appearance in the game.

- Feb. 14** — Negotiations for the sale of the Saints between John Mecom and A.N. Pritzker break off, thrusting Tom Benson, negotiating in a secondary position for several weeks, to the forefront.
- Mar. 12** — Benson reaches agreement with Mecom for the sale of the Saints, dependent on state aid.
- Apr. 26** — Saints trade George Rogers and picks no. 5, 10 and 11 in 1985 draft to Washington for Redskins' no. 1 draft choice.
- May 31** — Ownership is transferred from Mecom to Benson for the sale price of \$70.204 million. Tom Benson will hold the position of managing general partner of the Saints.

HEISMAN TROPHY WINNERS

- | | |
|---|---|
| <ul style="list-style-type: none"> 1984—Doug Flutie, Boston College, QB 1983—Mike Rozier, Nebraska, HB 1982—Herschel Walker, Georgia, HB 1981—Marcus Allen, Southern Cal, HB 1980—George Rogers, South Carolina, HB 1979—Charles White, Southern Cal, HB 1978—Billy Sims, Oklahoma, HB 1977—Earl Campbell, Texas, HB 1976—Tony Dorsett, Pittsburgh, HB 1975—Archie Griffin, Ohio State, HB 1974—Archie Griffin, Ohio State, HB 1973—John Cappelletti, Penn State, HB 1972—Johnny Rodgers, Nebraska, WR 1971—Pat Sullivan, Auburn, QB 1970—Jim Plunkett, Stanford, QB 1969—Steve Owens, Oklahoma, HB 1968—O.J. Simpson, Southern Cal, HB 1967—Gary Beban, UCLA, QB 1966—Steve Spurrier, Florida, QB 1965—Mike Garrett, Southern Cal., HB 1964—John Huarte, Notre Dame, QB 1963—Roger Staubach, Navy, QB 1962—Terry Baker, Oregon State, QB 1961—Ernie Davis, Syracuse, HB 1960—Joe Bellino, Navy, HB | <ul style="list-style-type: none"> 1959—Billy Cannon, Louisiana State, HB 1958—Pete Dawkins, Army, HB 1957—John David Crow, Texas A&M, HB 1956—Paul Hornung, Notre Dame, QB 1955—Howard Cassidy, Ohio State, HB 1954—Alan Ameche, Wisconsin, FB 1953—John Lattner, Notre Dame, QB 1952—Billy Vessels, Oklahoma, HB 1951—Dick Kazmaler, Princeton, HB 1950—Vic Janowicz, Ohio State, HB 1949—Leon Hart, Notre Dame, E 1948—Doak Walker, SMU, HB 1947—John Lujack, Notre Dame, QB 1946—Glenn Davis, Army, HB 1945—Doc Blanchard, Army FB 1944—Les Horvath, Ohio State, QB 1943—Angelo Bertell, Notre Dame, QB 1942—Frank Sinkwich, Georgia, HB 1941—Bruce Smith, Minnesota, HB 1940—Tom Harmon, Michigan, HB 1939—Nick Kinnick, Iowa, HB 1938—Davey O'Brien, TCU, QB 1937—Clint Frank, Yale, HB 1936—Larry Kelley, Yale, E 1935—Jay Berwanger, Chicago, HB |
|---|---|

Saints All-Time Results

*HOME GAME

1967 (3-11)	Saints	Opp.	Minnesota (47,900)	0	26
*Los Angeles (80,879)	13	27	*New York Giants (69,126)	14	10
*Washington (74,937)	10	30	St. Louis (45,294)	17	24
*Cleveland (77,045)	7	42	San Francisco (39,446)	20	20
New York (62,670)	21	27	Atlanta (58,850)	14	32
Dallas (52,562)	10	14	*Los Angeles (77,861)	17	30
San Francisco (34,285)	13	27	*Detroit (66,910)	19	17
*Pittsburgh (68,911)	10	14	Miami (42,866)	10	21
*Philadelphia (59,596)	31	24	*Denver (66,837)	6	31
*Dallas (83,437)	10	27	Cincinnati (59,342)	6	26
Philadelphia (60,751)	21	48	Los Angeles (66,410)	16	34
*Atlanta (83,437)	27	24	*San Francisco (61,940)	27	38
St. Louis (41,171)	20	31	*Chicago (63,518)	3	24
Baltimore (60,238)	10	30			172
Washington (50,486)	30	14			347
	233	379			

1968 (4-9-1)	Saints	Opp.	1971 (4-8-2)	Saints	Opp.
*Cleveland (74,215)	10	24	*Los Angeles (70,915)	24	20
*Washington (65,941)	37	24	*San Francisco (81,596)	20	38
*St. Louis (79,021)	20	21	Houston (47,966)	13	13
New York (62,967)	21	38	Chicago (55,049)	14	35
*Minnesota (71,105)	21	17	*Dallas (83,088)	24	14
Pittsburgh (32,303)	16	12	Atlanta (58,850)	6	28
St. Louis (45,478)	17	31	Washington (53,041)	14	24
*Dallas (84,728)	3	17	*Oakland (83,102)	21	21
Cleveland (71,025)	17	35	San Francisco (45,138)	26	20
Green Bay (Mil. 49,644)	7	29	*Minnesota (83,130)	10	23
Detroit (46,152)	20	20	Green Bay (Mil. 48,130)	29	21
*Chicago (78,285)	17	23	Los Angeles (73,610)	28	45
Philadelphia (57,128)	17	29	*Cleveland (72,794)	17	21
*Pittsburgh (66,131)	24	14	*Atlanta (75,954)	20	24
	246	327		266	347

1969 (5-9)	Saints	Opp.	1972 (2-11-1)	Saints	Opp.
*Washington (73,147)	20	26	Los Angeles (66,303)	14	34
Dallas (79,567)	17	21	*Kansas City (70,793)	17	20
Los Angeles (54,879)	17	36	*San Francisco (69,840)	2	37
*Cleveland (71,274)	17	27	New York Giants (62,507)	14	45
*Baltimore (80,636)	10	30	*Atlanta (66,294)	14	21
Philadelphia (60,658)	10	13	San Francisco (59,167)	20	20
Dallas (46,718)	51	42	*Philadelphia (65,554)	21	3
Dallas (68,282)	17	33	Minnesota (49,784)	6	37
New York (62,927)	25	24	Atlanta (58,850)	20	36
*San Francisco (71,448)	43	38	Detroit (53,752)	14	27
*Philadelphia (72,805)	26	17	*Los Angeles (64,325)	19	16
Atlanta (57,021)	17	45	New York Jets (62,496)	17	18
Washington (50,354)	14	17	*New England (64,889)	10	17
*Pittsburgh (72,256)	27	24	*Green Bay (65,881)	20	30
	311	393		208	361

1970 (2-11-1)	Saints	Opp.	1973 (5-9)	Saints	Opp.
*Atlanta (77,042)	3	14	*Atlanta (66,428)	7	62
			Dallas (52,715)	3	40
			Baltimore (52,293)	10	14

*Chicago (56,561)	21	16	Los Angeles (54,906)	14	33
*Detroit (57,810)	20	13	New England (53,592)	6	27
San Francisco (52,629)	0	40	*San Francisco (42,536)	7	27
*Washington (66,315)	19	3		253	346
*Buffalo (74,770)	13	0			
Los Angeles (70,358)	7	29			
San Diego (44,356)	14	17			
*Los Angeles (67,192)	13	24			
Green Bay (Mil. 47,890)	10	30			
*San Francisco (62,490)	16	10			
Atlanta (58,850)	10	14			
	163	312			

1974 (5-9)	Saints	Opp.	1977 (3-11)	Saints	Opp.
*San Francisco (65,071)	13	17	*Green Bay (56,548)	20	24
Los Angeles (64,178)	0	24	Detroit (51,548)	19	23
*Atlanta (62,273)	14	13	Chicago (51,488)	42	24
Chicago (55,753)	10	24	*San Diego (53,942)	0	14
Denver (51,706)	17	33	Los Angeles (46,045)	7	14
Atlanta (58,850)	13	3	St. Louis (48,417)	31	49
*Philadelphia (64,257)	14	10	*Los Angeles (59,023)	27	26
Detroit (49,127)	14	19	Philadelphia (53,482)	7	28
*Miami (74,289)	0	21	*San Francisco (41,564)	7 (OT)	10
*Los Angeles (57,287)	20	7	*Atlanta (43,135)	21	20
*Pittsburgh (71,907)	7	28	San Francisco (33,702)	17	20
Minnesota (48,456)	9	29	*New York Jets (40,464)	13	16
*St. Louis (57,152)	14	0	*Tampa Bay (40,124)	14	33
San Francisco (49,567)	21	35	Atlanta (36,895)	7	35
	166	263		232	336

1975 (2-12)	Saints	Opp.	1978 (7-9)	Saints	Opp.
Washington (54,414)	3	41	*Minnesota (54,187)	31	24
*Cincinnati (52,531)	0	21	Green Bay (Mil. 54,336)	17	28
Atlanta (29,444)	7	14	*Philadelphia (49,242)	17	24
*Green Bay (51,371)	20	19	Cincinnati (40,455)	20	18
San Francisco (40,990)	21	35	*Los Angeles (61,654)	20	26
Los Angeles (60,771)	14	38	*Cleveland (50,158)	16	24
*Atlanta (56,614)	23	7	San Francisco (37,671)	14	7
Oakland (51,764)	10	48	Los Angeles (47,574)	10	3
*Minnesota (52,765)	7	20	*New York Giants (58,806)	28	17
*San Francisco (40,328)	6	16	Pittsburgh (48,525)	14	20
Cleveland (44,753)	16	17	*Atlanta (70,323)	17	20
*Los Angeles (39,958)	7	17	Dallas (57,920)	7	27
New York Giants (40,150)	14	28	Atlanta (55,121)	17	20
*Chicago (33,371)	17	42	*San Francisco (50,068)	24	13
	165	320	*Houston (63,169)	12	17
			Tampa Bay (51,209)	17	10
				281	298

1976 (4-10)	Saints	Opp.	1979 (8-8)	Saints	Opp.
*Minnesota (58,156)	9	40	*Atlanta (70,940)	34 (OT)	40
Dallas (61,413)	6	24	Green Bay (53,184)	19	28
Kansas City (53,918)	27	17	*Philadelphia (54,212)	14	26
*Houston (51,973)	26	31	San Francisco (39,727)	30	21
*Atlanta (51,521)	30	0	*New York Giants (51,543)	24	14
San Francisco (43,160)	3	33	*Los Angeles (68,986)	17	35
*Los Angeles (51,984)	10	16	Tampa Bay (67,640)	42	14
Atlanta (34,127)	20	23	*Detroit (57,428)	17	7
Green Bay (52,936)	27	32	Washington (52,133)	14	10
*Detroit (42,048)	17	16	Denver (74,482)	3	10
Seattle (61,865)	51	27	*San Francisco (65,551)	31	20
			Seattle (60,055)	24	38
			Atlanta (42,815)	37	6
			*Oakland (65,541)	35	42
			*San Diego (61,059)	0	35
			Los Angeles (53,879)	29	14
				370	360

1980 (1-15)		Saints	Opp.	* Tampa Bay (61,709)		10	13
* San Francisco (58,621)	23	26		Atlanta (39,535)	0	35	
Chicago (62,523)	3	22		Dallas (64,506)	7	21	
* Buffalo (51,154)	26	35		* Washington (48,667)	10	27	
Miami (40,946)	16	21		* Atlanta (47,336)	35	6	
* St. Louis (45,388)	7	40			129	160	
* Atlanta (62,651)	14	41		1983 (8-8)		Saints	Opp.
Washington (51,375)	14	22		* St. Louis (65,225)	28	17	
Los Angeles (59,909)	31	45		Los Angeles (45,572)	27	30	
* Philadelphia (45,340)	21	34		* Chicago (64,692)	34 (OT)	31	
Atlanta (53,871)	13	31		Dallas (62,136)	20	21	
* Los Angeles (53,488)	7	27		* Miami (66,489)	17	7	
* Minnesota (30,936)	20	23		Atlanta (51,654)	19	17	
San Francisco (37,949)	35 (OT)	38		* San Francisco (68,154)	13	32	
New York Jets (38,077)	21	20		Tampa Bay (48,242)	24	21	
* New England (38,277)	27	38		Buffalo (49,413)	21	27	
	291	487		* Atlanta (67,062)	27	10	
				San Francisco (40,022)	0	27	
1981 (4-12)		Saints	Opp.	* New York Jets (68,606)	28	31	
Atlanta (57,406)	0	27		* Minnesota (59,502)	17	16	
* Los Angeles (62,063)	23	17		New England (24,579)	0	7	
N.Y. Giants (69,814)	7	20		Philadelphia (45,182)	20 (OT)	17	
San Francisco (44,433)	14	21		* Los Angeles (70,148)	24	26	
* Pittsburgh (64,578)	7	20			319	337	
* Philadelphia (52,728)	14	31		1984 (7-9)		Saints	Opp.
Cleveland (76,059)	17	20		* Atlanta (66,652)	28	36	
* Cincinnati (46,336)	17	7		* Tampa Bay (54,686)	17	13	
* Atlanta (63,637)	10	41		San Francisco (57,611)	20	30	
Los Angeles (61,068)	21	13		* St. Louis (58,723)	34	24	
Minnesota (45,215)	20	10		Houston (43,108)	27	10	
Houston (49,581)	27	24		Chicago (53,752)	7	20	
* Tampa Bay (62,209)	14	31		* L.A. Rams (63,161)	10	28	
St. Louis (46,923)	3	30		Dallas (50,966)	27 (OT)	30	
* Green Bay (45,518)	7	35		Cleveland (52,849)	16	14	
* San Francisco (43,639)	17	21		* Green Bay (57,426)	13	23	
	207	378		Atlanta (40,590)	17	13	
				* Pittsburgh (66,005)	27	24	
1982 (4-5)		Saints	Opp.	* San Francisco (65,117)	3	35	
* St. Louis (58,763)	7	21		L.A. Rams (49,348)	21	34	
Chicago (56,600)	10	0		* Cincinnati (40,855)	21	24	
* Kansas City (39,341)	27	17		N.Y. Giants (63,739)	10	3	
San Francisco (51,611)	23	20			298	361	

SUPERDOME FACTS

Total Land Area	52 acres	Parking Garages	5,000 cars, 250 buses
Height	273 feet	Lighting	15,200 fixtures
Diameter Dome	680 feet clear span	Scoreboards	4, each 8' by 8'
Concrete	169,000 cubic yards	Electric Wiring	400 miles
Structural Steel	20,000 tons	Aluminum Siding	more than 500,000 sq. ft.
Air Conditioning	9,600 tons	Area of Roof	9.7 acres
Convention Rooms	40	Escalators	32
Restrooms	88	Elevators	9 passenger, 1 freight
Private Box Suites	64		

Saints Preseason Results

1967 (5-1)		Saints	Opp.	1976 (4-2)		Saints	Opp.
Los Angeles (26,364) at Anaheim	7	16		Pittsburgh (56,039) at New Orleans	14	24	
St. Louis at Shreveport (25,500)	23	14		Houston (38,675) at Houston	13	10	
Pittsburgh (35,000) at Baton Rouge	20	17		Buffalo (36,110) at Buffalo	21	14	
San Francisco at Portland, Ore. (23,348)	24	10		Baltimore (38,879) at Baltimore	26	OT 20	
Miami (11,214) at Charleston, S.C.	20	17		Cincinnati (60,044) at New Orleans	13	10	
Atlanta (67,486) at New Orleans	27	14		Miami (63,383) at New Orleans	7	20	
1968 (2-4)		Saints	Opp.	1977 (5-1)		Saints	Opp.
Los Angeles (29,505) at Anaheim	7	21		Chicago (55,163) at Chicago	20	14	
Boston (57,152) at New Orleans	19	0		N.Y. Giants (49,900) at N. Orleans	23	7	
Houston (42,734) at Houston	23	24		Buffalo (66,282) at New Orleans	20	17	
Cleveland (70,045) at New Orleans	40	27		N.Y. Jets (49,455) at New Orleans	14	20	
Atlanta (49,832) at Atlanta	10	16		Miami (39,970) at Miami	17	10	
Minnesota (23,000) at Shreveport	17	20		Houston (46,964) at New Orleans	20	16	
1969 (2-4)		Saints	Opp.	1978 (2-2)		Saints	Opp.
San Diego (31,683) at San Diego	7	10		Philadelphia (30,000) at Mexico City	14	7	
Denver (28,356) at Denver	28	22		Miami (54,105) at New Orleans	17	31	
Pittsburgh (40,000) at Baton Rouge	24	34		Tampa Bay (46,282) at New Orleans	3	14	
Atlanta (69,898) at New Orleans	21	17		Houston (49,554) at Houston	17	3	
Houston (76,937) at New Orleans	14	30		1979 (1-3)		Saints	Opp.
Detroit (30,312) at Detroit	7	42		Miami (44,708) at Miami	7	14	
1970 (4-2)		Saints	Opp.	Chicago (45,085) at New Orleans	6	13	
Minnesota (17,932) at Canton	14	13		Tampa Bay (49,042) at Tampa	7	14	
Houston (46,223) at Houston	19	10		Houston (54,469) at New Orleans	10	7	
Detroit (76,778) at New Orleans	17	31		1980 (1-3)		Saints	Opp.
Boston (32,000) at Jackson, Miss.	26	20		St. Louis (57,923) at New Orleans	17	13	
N.Y. Jets (78,581) at New Orleans	14	27		Houston (43,376) at Houston	17	20	
San Diego (63,904) at New Orleans	20	14		Detroit (49,631) at Detroit	17	40	
1971 (0-6)		Saints	Opp.	Miami (50,635) at New Orleans	0	20	
Buffalo (35,758) at Buffalo	10	14		1981 (3-1)		Saints	Opp.
Dallas (73,560) at Dallas	21	36		Baltimore (46,792) at New Orleans	24	23	
Kansas City (70,459) at N. Orleans	7	27		Houston (67,562) at New Orleans	27	7	
San Diego (35,405) at San Diego	7	22		Philadelphia (28,001) at Syracuse, N.Y.	6	37	
Philadelphia (60,487) at N. Orleans	0	34		Detroit (52,090) at New Orleans	20	OT 17	
Houston (60,971) at New Orleans	17	24		1982 (1-3)		Saints	Opp.
1972 (1-4-1)		Saints	Opp.	Houston (44,599) at Houston	20	22	
Philadelphia (53,372) at Philadelphia	13	10		Kansas City (46,585) at New Orleans	6	3	
Buffalo (66,782) at New Orleans	21	24		Cleveland (55,689) at New Orleans	17	20	
Dallas (81,070) at New Orleans	14	16		Minnesota (59,810) at Minneapolis	21	24	
Pittsburgh (43,302) at Memphis	7	56		1983 (3-2)		Saints	Opp.
Houston (44,571) at Houston	14	14		Pittsburgh (23,909) at Canton, Ohio	14	27	
1973 (1-5)		Saints	Opp.	Tampa Bay (53,111) at Tampa	17	20	
Kansas City (67,216) at Kansas City	6	12		Miami (38,735) at Miami	19	17	
Miami (80,050) at Miami	13	14		Houston (60,430) at New Orleans	20	13	
Dallas (61,022) at Dallas	14	24		New York Jets (58,176) at New Orleans	17	10	
N. England (64,131) at New Orleans	6	31		1984 (3-1)		Saints	Opp.
N.Y. Jets (67,434) at New Orleans	17	28		Kansas City (34,230) at Kansas City	34	20	
Houston (62,339) at New Orleans	16	10		Atlanta (58,502) at New Orleans	31	21	
1974 (3-3)		Saints	Opp.	Houston (45,522) at Houston	31	19	
Pittsburgh (45,339) at New Orleans	7	26		Washington (52,040) at New Orleans	9	14	
Miami (41,524) at Miami	20	45		1984 (3-1)		Saints	Opp.
New England (20,546) at Foxboro	3	7		Kansas City (34,230) at Kansas City	34	20	
Dallas (56,563) at New Orleans	16	7		Atlanta (58,502) at New Orleans	31	21	
N.Y. Jets (59,829) at New Orleans	24	7		Houston (45,522) at Houston	31	19	
Houston (35,103) at Houston	24	16		Washington (52,040) at New Orleans	9	14	
1975 (2-4)		Saints	Opp.	1984 (3-1)		Saints	Opp.
Houston (72,434) at New Orleans	7	13		Kansas City (34,230) at Kansas City	34	20	
Denver (40,089) at New Orleans	24	21		Atlanta (58,502) at New Orleans	31	21	
Miami (61,253) at New Orleans	10	20		Houston (45,522) at Houston	31	19	
Baltimore (60,643) at New Orleans	27	3		Washington (52,040) at New Orleans	9	14	
Pittsburgh (47,341) at Pittsburgh	13	24					
Cincinnati (48,453) at Cincinnati	0	20					

Saints Standings

1967 (Capitol Division, 4th place)				
	W	L	T	Pct.
Dallas	9	5	0	.643
Philadelphia	6	7	1	.462
Washington	5	6	3	.455
New Orleans	3	11	0	.214

1968 (Century Division, 3rd place)				
	W	L	T	Pct.
Cleveland	10	4	0	.714
St. Louis	9	4	1	.692
New Orleans	4	9	1	.308
Pittsburgh	2	11	1	.154

1969 (Capitol Division, 3rd place)				
	W	L	T	Pct.
Dallas	11	2	1	.846
Washington	7	5	2	.583
New Orleans	5	9	0	.357
Philadelphia	4	9	1	.308

1970 (Western Division, 4th place)				
	W	L	T	Pct.
San Francisco	10	3	1	.769
Los Angeles	9	4	1	.692
Atlanta	4	8	2	.333
New Orleans	2	11	1	.154

1971 (Western Division, 4th place)				
	W	L	T	Pct.
San Francisco	9	5	0	.643
Los Angeles	8	5	1	.615
Atlanta	7	6	1	.538
New Orleans	4	8	2	.333

1972 (Western Division, 4th place)				
	W	L	T	Pct.
San Francisco	8	5	1	.615
Atlanta	7	7	0	.500
Los Angeles	6	7	1	.464
New Orleans	2	11	1	.154

1973 (Western Division, 3rd place)				
	W	L	T	Pct.
Los Angeles	12	2	0	.857
Atlanta	9	5	0	.643
New Orleans	5	9	0	.357
San Francisco	5	9	0	.357

1974 (Western Division, 3rd place)				
	W	L	T	Pct.
Los Angeles	10	4	0	.714
San Francisco	6	8	0	.429
New Orleans	5	9	0	.357
Atlanta	3	11	0	.214

1975 (Western Division, 4th place)				
	W	L	T	Pct.
Los Angeles	12	2	0	.857
San Francisco	5	9	0	.357
Atlanta	4	10	0	.286
New Orleans	2	12	0	.143

1976 (Western Division, 3rd place)				
	W	L	T	Pct.
Los Angeles	10	3	1	.750
San Francisco	8	6	0	.571
New Orleans	4	10	0	.286
Atlanta	4	10	0	.286
Seattle	2	12	0	.143

1977 (Western Division, 4th place)				
	W	L	T	Pct.
Los Angeles	10	4	0	.714
Atlanta	7	7	0	.500
San Francisco	5	9	0	.357
New Orleans	3	11	0	.214

1978 (Western Division, 3rd place)				
	W	L	T	Pct.
Los Angeles	12	4	0	.750
Atlanta	9	7	0	.563
New Orleans	7	9	0	.438
San Francisco	2	14	0	.125

1979 (Western Division, 2nd place)				
	W	L	T	Pct.
Los Angeles	9	7	0	.563
New Orleans	8	8	0	.500
Atlanta	6	10	0	.375
San Francisco	2	14	0	.125

1980 (Western Division, 4th place)				
	W	L	T	Pct.
Atlanta	12	4	0	.750
Los Angeles	11	5	0	.687
San Francisco	6	10	0	.375
New Orleans	1	15	0	.062

1981 (Western Division, 4th place)				
	W	L	T	Pct.
San Francisco	13	3	0	.813
Atlanta	7	9	0	.438
Los Angeles	6	10	0	.375
New Orleans	4	12	0	.250

1982 (Western Division, 2nd place)				
	W	L	T	Pct.
Atlanta	5	4	0	.556
New Orleans	4	5	0	.444
San Francisco	3	6	0	.333
Los Angeles	2	7	0	.222

1983 (Western Division, 3rd place)				
	W	L	T	Pct.
San Francisco	10	6	0	.625
Los Angeles	9	7	0	.563
New Orleans	8	8	0	.500
Atlanta	7	9	0	.438

1984 (Western Division, 3rd place)				
	W	L	T	Pct.
San Francisco	15	1	0	.938
Los Angeles	10	6	0	.625
New Orleans	7	9	0	.438
Atlanta	4	12	0	.250

Saints Draft Choices

1967	
1a.	traded to Baltimore
1b.	Leslie Kelley, fb Alabama
2a.	James (Bo) Burris, s Houston
2b.	John Gilliam, rb South Carolina State
2c.	David Rowe, de Penn State
3a.	traded to Baltimore
3b.	Del Williams, g Florida State
3c.	Ben Hart, wr Oklahoma
4a.	Ron Widby, p Tennessee
4b.	Bill Carr, c Florida
4c.	Tom Stangle, t Dayton
5a.	Don McCall, rb Southern California
5b.	John Douglas, cb Texas Southern
6a.	John Harvey, g Kansas
6b.	Charles (Bo) Wood, lb North Carolina
7a.	Gary Hertzog, g Willamette
7b.	Bob McKelvey, lb Northwestern
8a.	Sam Harris, te Colorado
8b.	Barry Siler, lb Albion
9a.	Tim Lavens, te Idaho
9b.	Eugene Ross, cb Oklahoma
10a.	Charles Brown, rb Missouri
10b.	Roosevelt Robertson, te N.Carolina College
11a.	Jim Benson, g Florida
11b.	Bernard Corbin, cb Alabama A&M
12a.	Ronnie Pack, g Texas Tech
12b.	John Robinson, wr Tennessee A&I
13a.	Bill Stetz, lb Boston College
13b.	Gary Grossnickle, s Missouri
14a.	Jim Hester, te North Dakota
14b.	George Stetter, cb Virginia
15a.	John Snow, dt Wake Forest
15b.	Darrell Johnson, r Lamar Tech
16a.	Marcus Rhoden, wr Mississippi State
16b.	Bruce Cortez, cb Parsons College
17a.	Dan Abramowicz, wr Xavier (Ohio)
17b.	Billy Bob Stewart, lb SMU (choice acquired from Baltimore)
17c.	Jim Walker, s Providence

7b.	Eugene Howard, cb Langston
8.	Dick Swatland, g Notre Dame
9.	Joe Blake, g Tulsa
10.	Doug Robinson, s Iowa State
11.	Bennie Blocker, rb South Carolina State
12.	John Beck, cb San Diego State
13.	Kayo Trepanier, t Montana State
14.	Herbert Covington, rb Memphis State
15.	Wilmer Cooks, rb Colorado
16.	Elie Ghattas, g Ball State
17.	Jim Ferguson, lb Southern California

1969

1a.	traded to San Francisco
1b.	John Shinnors, g Xavier (Ohio) (choice acquired from Minnesota)
2a.	traded to Baltimore
2b.	Richard Neal, de Southern (choice acquired from St. Louis)
3.	traded to Detroit
4a.	Dennis Hale, s Minnesota
4b.	Bob Hudspeth, t Southern Illinois (choice acquired from Dallas)
5a.	Tony Kyasky, s Syracuse
5b.	Keith Christensen, t Kansas (choice acquired from New York Giants)
6.	Bob Miller, te Southern California
7.	traded to Baltimore
8.	Jim Lawrence, wr Southern California
9.	Joe Owens, lb Alcorn A&M
10.	McKinley Reynolds, rb Hawaii
11.	Tommy Morel, wr LSU
12.	Tom Broadhead, rb Santa Barbara State
13.	Joe Robillard, cb Linfield (Oregon)
14.	Gary Loyd, p California Lutheran
15.	Bill Waller, wr Xavier (Ohio)
16.	Edd Hargett, qb Texas A&M
17.	Chico Kurzwaski, s Northwestern

1968

1a.	traded to Green Bay
1b.	Kevin Hardy, de Notre Dame (choice acquired from Minnesota)
2.	choice to Los Angeles for joining scouting combine
3.	Dave Szmakowski, wr West Texas State
4a.	Willie Crittendon, dt Tulsa
4b.	Dan Sartin, g Mississippi (choice acquired from Dallas)
5.	Ronnie Lee South, qb Arkansas
6.	traded to San Francisco
7a.	Ray Phillips, g Michigan (choice acquired from Detroit)

1970

1.	Ken Burrough, wr Texas Southern
2.	traded to Cleveland
3.	Clovis Swinney, de Arkansas State
4.	Delles Howell, cb Grambling
5a.	Glenn Cannon, s Mississippi (choice acquired from Chicago)
5b.	traded to Washington
5c.	Steve Ramsey, qb North Texas State (choice acquired from Los Angeles)
6.	Mel Easley, cb Oregon State
7.	Lon Woodard, de San Diego State
8.	Lawrence Estes, de Alcorn A&M
9.	Jim Otis, rb Ohio State

10. Jim Brumfield, rb Indiana State
11. Gary Klahr, lb Arizona
12. Willie Davenport, cb Southern selection declared ineligible
13. Doug Sutherland, de Superior (Wisconsin)
14. Jim Vest, de Washington State
15. Cliff Gasper, dt Grambling
16. Doug Wyatt, s Tulsa

1971

1. Archie Manning, qb Mississippi traded to Chicago
- 2a. Sam Holden, t Grambling (choice acquired from Houston)
3. Bivian Lee, cb Prairie View
- 4a. traded to Dallas
- 4b. Carlos Bell, te Houston
- 4b. Wimpy Winther, c Mississippi (choice acquired from Washington)
- 4d. D'artagnan Martin, cb Kentucky State (choice acquired from San Diego)
- 4e. Don Morrison, t Texas Arlington (choice acquired from Los Angeles)
5. traded to Pittsburgh
6. Don Morehead, rb Michigan
- 7a. Larry Di Nardo, g Notre Dame
- 7b. Bob Newland, wr Oregon (choice acquired from Kansas City)
- 8a. traded to Pittsburgh
- 8b. James Elder, cb Southern (choice acquired from Washington)
- 8c. Bob Gresham, rb West Virginia (choice acquired from Oakland)
9. Tom Williams, s Willamette
10. Rocky Pamplin, rb Hawaii
11. Bob Pollard, de Weber State
12. Ron Gathright, cb Morehead State
13. Don Burchfield, te Ball State
14. Bobby Scott, qb Tennessee
15. Bart Graves, de Tulane
16. Craig Robinson, t Houston
17. Hermann Eban, wr Oklahoma State

1972

1. Royce Smith, g Georgia
- 2a. traded to Oakland
- 2b. Willie Hall, lb Southern California (choice acquired from Houston)
- 3a. Bob Kuziel, c Pittsburgh
- 3b. Tom Myers, s Syracuse (choice acquired from Oakland)
- 4a. Mike Crangle, de Tennessee-Martin
- 4b. Joe Federspiel, lb Kentucky (choice acquired from Philadelphia)
- 4c. Mike Coleman, de Knoxville College (choice acquired from Kansas City)
- 5a. Bill Butler, rb Kansas State (choice acquired from Green Bay)

- 5b. Carl Johnson, t Nebraska
- 5c. Bo Davies, s South Carolina (choice acquired from Baltimore)
- 6a. Wayne Dorton, g Arkansas State
- 6b. Curt Watson, rb Tennessee (choice acquired from Oakland)
7. Ernie Jackson, cb Duke
8. Ron Vinson, wr Abilene Christian
9. Kent Branstetter, dt Houston
10. Andy Kupp, g Idaho
11. Paul Dongieux, lb Mississippi
12. Steve Lockhart, te Arkansas State
13. Cephus Weatherspoon, wr Ft. Lewis College
14. Steve Barrios, wr Tulane
15. Rusty Lachaussee, qb Tulane
16. Joe Balthrop, g Tennessee
17. Dick Graham, wr Oklahoma State

1973

- 1a. traded to Baltimore
- 2a. Derland Moore, de Oklahoma
- 2b. Steve Baumgartner, de Purdue (choice acquired from New York Jets)
- 3a. traded to Washington
- 3b. Pete Van Valkenburg, rb Brigham Young (choice acquired from New York Jets)
- 4a. traded to Detroit
- 4b. Jim Merlo, lb Stanford (choice acquired from Baltimore)
5. traded to Denver
- 6a. traded to Washington
- 6b. Marty Shufford, rb Arizona
7. Billy Cahill, s Washington
- 8a. Bob Peterson, g Utah
- 8b. Doug Winslow, wr Drake (choice acquired from Washington)
9. Mike Fink, cb Missouri
10. Jeff Horsley, rb North Carolina Central
11. James Owens, rb Auburn
12. Paul Orndorff, te Tampa
13. Richard Watkins, dt Weber State
14. Paul Fersen, t Georgia
15. Mike Evenson, c North Dakota State
16. Howard Stevens, rb Louisville
17. Bobby Garner, te Winston-Salem

1974

1. Rick Middleton, lb Ohio State (swapped #1 choices from Detroit)
2. Paul Seal, te Michigan
3. traded to Cincinnati
- 4a. traded to Minnesota
- 4b. Rod McNeil, rb Southern California
- 5a. traded to Cincinnati
- 5b. Joel Parker, wr Florida (choice acquired from San Francisco)

- 5c. Terry Schmidt, cb Ball State (choice acquired from Atlanta)
6. traded to Detroit
7. traded to Minnesota
8. Alvin Maxson, rb Southern Methodist
9. Phil laPorta, t Penn State
- 10a. Frosty Anderson, wr Nebraska (choice acquired from Houston)
- 10b. Tommy Thibodeaux, g Tulane
11. Kent Merritt, wr Virginia
12. James Buckmon, de Pittsburgh
13. Mike Truax, lb Tulane
14. Kent Marshall, s TCU
15. Larry Clpa, qb Michigan
16. Don Coleman, lb Michigan
17. Marvin Williams, wr Western Illinois

1975

- 1a. Larry Burton, wr Purdue
- 1b. Kurt Schumacher, g Ohio State (pick from Jets for Billy Newsome)
2. Lee Gross, c Auburn
- 3a. Andrew Jones, rb Washington State (choice acquired from Minnesota)
- 3b. Elois Grooms, de Tennessee Tech
- 4a. traded to San Francisco
- 4b. John Starkebaum, s Nebraska (choice acquired from Philadelphia)
- 4c. Charles Hall, de Tulane (choice acquired from St. Louis)
5. traded to Chicago
6. Mike Lemon, lb Kansas
7. Steve Rogers, rb LSU
8. traded to St. Louis
9. Mike Strachan, rb Iowa State
10. Chuck Heater, rb Michigan
11. Danny Lee, p N.E. Louisiana
12. Ron Gustafson, wr North Dakota State
13. Jim Upchurch, rb Arizona
14. Randy Rhino, cb Georgia Tech
15. Grant Burget, rb Oklahoma
16. Mike McDonald, lb Catawba
17. Greg Westbrook, lb Colorado

1976

1. Chuck Muncie, rb California
2. Tony Galbreath, rb Missouri
3. Bob Simmons, t Texas
4. Tinker Owens, wr Oklahoma
5. Scott Parrish, p Utah State
6. Terry Stieve, g Wisconsin
7. Ed Bauer, g Notre Dame
8. Craig Cassidy, db Ohio State
9. Warren Peiffer, dt Iowa
10. Junior Hardin, lb Eastern Kentucky
11. Greg Kokal, qb Kent State
12. Milton Butts, t North Carolina State
13. Kenny Downing, db Missouri

14. Rich Huckle, de Western Montana
15. Steve Seminoff, dt Wichita State
16. Gene Jones, t Bowling Green
17. Scott McDonald, te West Virginia

1977

1. Joe Campbell, de Maryland
2. Mike Fultz, dt Nebraska
3. Roberts Watts, lb Boston College
4. traded to Los Angeles for LB Ken Bordelon
- 5a. Dave Lafary, t Purdue
- 5b. Dave Hubbard, t Brigham Young (choice acquired from Baltimore)
- 6a. Cliff Parsley, p Oklahoma State
- 6b. Tom Schick, g Maryland (choice acquired from Los Angeles)
7. Greg Boykin, rb Northwestern
8. Jimmy Stewart, s Tulsa
9. Dave Knowles, t Indiana
10. Rafael Septien, k S.W. Louisiana
11. John Blain, t San Jose State
12. Oakley Dalton, dt Jackson State

1978

1. Wes Chandler, wr Florida
2. James Taylor, t Missouri
3. Barry Bennett, dl Concordia (Minn.)
4. Don Schwartz, s Washington State
5. Eric Felton, cb Texas Tech
- 6a. Mike Rieker, qb Lehigh
- 6b. Francis Chesley, lb Wyoming (choice acquired from Houston)
7. traded to New York Jets for DE Richard Neal
8. Brooks Williams, te North Carolina
9. Richard Carter, cb North Carolina State
10. traded to New York Giants for LB Pat Hughes
- 11a. Nathan Besaint, dt Southern
- 11b. David Riley, rb West Virginia (choice acquired from Seattle)
12. Larry Hardy, te Jackson State

1979

1. Russell Exleben, k-p Texas
2. Reggie Mathis, lb Oklahoma
3. traded to Miami as compensation for signing DE Don Reese
4. Jim Kovach, lb Kentucky
5. Harlan Huckleby, rb Michigan
6. Ricky Ray, cb Norfolk State
7. Stan Sytsma, lb Minnesota
8. Doug Panfil, g Tulsa
9. traded to Kansas City for DT Keith Simons.
10. traded to Oakland for LB Floyd Rice.
11. David Hall, wr Missouri-Rolla
12. Kelsey Finch, rb Tennessee

1980

1. Stan Brock, t Colorado
2. David Waymer, cb Notre Dame
3. traded to Minnesota for T Steve Riley
4. Mike Jolly, db Michigan
5. traded to Minnesota for T Steve Riley
6. Lester Boyd, lb Kentucky
7. Mike Morucci, rb Bloomsburg State
8. Chuck Evans, lb Stanford
9. Frank Mordica, rb Vanderbilt
10. Tanya Webb, de Michigan State
11. George Woodard, rb Texas A&M
12. Kiser Lewis, lb Florida A&M

1981

1. George Rogers, rb South Carolina
- 2a. Russell Gary, db Nebraska
- 2b. Rickey Jackson, lb Pittsburgh
(choice acquired from San Diego)
- 3a. Frank Warren, de Auburn
- 3b. Hoby Brenner, te Southern California
(choice acquired from Minnesota)
4. trade to Miami for QB Guy Benjamin
- 5a. Louis Oubre, t Oklahoma
- 5b. Jerry Boyarsky, dt Pittsburgh
(choice acquired from Minnesota)
- 6a. Nat Hudson, g Georgia
- 6b. Johnnie Poe, db Missouri
(choice acquired from Tampa Bay)
- 6c. Glen Redd, lb Brigham Young
(choice acquired from Oakland)
7. Kevin Williams, wr Southern California
traded to New England for G Sam Adams
- 8a. Gene Gladys, lb Penn State
(choice acquired from Buffalo)
- 8c. Kevin Evans, db Arkansas
(choice acquired from San Diego)
9. Toussaint Tyler, rb Washington
10. Hokie Gajan, rb LSU
11. Lester Mickens, wr Kansas
12. Jim Wilks, dt San Diego State

1982

1. Lindsay Scott, wr Georgia
2. Brad Edelman, c Missouri
- 3a. Rodney Lewis, cb Nebraska

FIRST-ROUND VETERANS

Nine players on the Saints' 1985 training camp roster entered the NFL as first-round veterans. Those players are: T Stan Brock, RB Earl Campbell, DE Bruce Clark, T Kevin Clark, TE Junior Miller, WR Lindsay Scott, QB Richard Todd, T Chris Ward, and QB Dave Wilson.

- 3b. Eugene Goodlow, wr Kansas State
- 3c. Kenny Duckett, wr Wake Forest
- 3d. John Krimm, db Notre Dame
4. Morten, Andersen, k Michigan State
5. Tony Elliott, de North Texas State
- 6a. Marvin Lewis, rb Tulane
8. Chuck Slaughter, t South Carolina

1983

2. Steve Korte, g Arkansas
- 3a. John Tice, te Maryland
- 3b. Cliff Austin, rb Clemson
4. Gary Lewis, dt Oklahoma State
8. David Greenwood, s Wisconsin

1984

2. James Geathers, dt Wichita State
- 3a. Terry Hoage, db Georgia
(choice acquired from Buffalo)
- 3b. Tyrone Anthony, rb North Carolina
4. Joel Hilgenberg, c Iowa
(choice acquired from New England)
5. Jitter Fields, db Texas
6. Don Thorp, nt Illinois
8. Clemon Terrell, rb So. Mississippi
9. Brian Hansen, p Sioux Falls College
10. Paul David Gray, lb Western Kentucky
11. Michel Bourgeois, de Boise State
12. Byron Nelson, t Arizona

1985

1. Traded to Houston for rb Earl Campbell
1. Alvin Toles, lb Tennessee
2. Daren Gilbert, t Cal St.-Fullerton
3. Jack Del Rio, lb USC
4. Billy Allen, db Florida State
5. To Washington in George Rogers trade
6. To Atlanta for te Junior Miller
7. Eric Martin, wr LSU
8. Joe Kohlbrand, lb Miami
9. Earl Johnson, db South Carolina
10. To Washington in George Rogers trade
11. To Washington in George Rogers trade
12. Treg Songy, db Tulane

Saints Alumni Roster

COACHES

Amadee, Lynn—LSU	1973
Barnes, Billy—Wake Forest	1969-70, 1975
Beake, John—Trenton St.	1976-77
Beard, Ed—Tennessee	1978-80
Biles, Ed—Miami (Ohio)	1969-70
Buchanan, Buck—Grambling	1971-72
Campbell, Whitey—Miami	1978-80
Champion, Jim—Miss. St.	1971-72
Cummings, Bob—Vanderbilt	1973-75
Dickson, George—Notre Dame	1968-70
Ecklund, Brad—Oregon	1968-70
Faulkner, Jack—Miami, (Ohio)	1967-69
Fears, Tom—UCLA	1967-70
Franklin, Chet—Utah	1978-79
Garrett, Jim—Utah State	1976-77
Glick, Fred—Colorado State	1980
Hefferie, Ernie—Duquesne	1975
Heinrich, Don—Washington	1969-70
Hewgley, Wimp—Wyoming	1974-75
Hill, Bob—Jackson State	1978-79
Hughes, Ed—Tulsa	1978-80
Khayat, Ed—Tulane	1967-70
Kotite, Rich—Wagner	1977
Ledbetter, Bob—Miss. Industrial	1974-75
McHan, Lamar—Arkansas	1978-84
Matuszak, Marv—Tulsa	1974-75, 1971-73
Nicolau, Nick—Southern Connecticut	1980
Notan, Dick—Maryland	1977-80
North, John—Vanderbilt	1973-75
Phillips, Jim (Red)—Auburn	1973-75
Pratt, Tom—Miami	1978-80
Riecke, Lou—LSU	1980
Roberts, J.D.—Oklahoma	1967-68, 1971-73
Roy, Alvin—LSU	1978-77
Royer, Jim—Navy	1970-72
Rutigliano, Sam—Tulsa	1976-77
Shaw, Bob—Ohio State	1967-68
Shipp, Ken—Middle Tenn. St.	1971-72
Shivley, Doug—Kentucky	1974-76
Smith, Jerry—Wisconsin	1969-70
Stanfel, Dick—San Francisco	1978-80
Stram, Hank—Purdue	1976-77
Tate, Charlie—Florida	1971
Van Zandt, Lance—Lamar	1981-84
White, Dixie—Texas Tech.	1973
Whitehead, Bud—Florida St.	1971-75
Wiggin, Paul—Stanford	1978-79
Wood, Dick—Auburn	1976-77
Yowarsky, Walt—Kentucky	1967-68

PLAYERS

A

Abramowicz, Dan (WR)—Xavier	1967-73
Absher, Dick (LB)—Maryland	1969-71
Adams, Sam (G)—Prairie View A&M	1981
Adkins, Margene (WR)—Henderson, J.C.	1972
Anderson, Dick (T)—Ohio State	1967
Anderson, Gary (G)—Stanford	1978
Askson, Bert (TE)—Texas Southern	1973
Athas, Pete (S)—Tennessee	1976
Atkins, Doug (DE)—Tennessee	1967-69
Austin, Cliff (RB)—Clemson	1983

B

Baker, Melvin (WR)—Michigan	1975
Baker, Tony (RB)—Iowa State	1968-71

Banks, Gordon (WR)—Stanford	1980-81
Barrington, Tom (RB)—Ohio State	1967-70
Bass, Don (TE)—Houston	1982
Baumgartner, Steve (DE)—Purdue	1973-76
Beasley, John (TE)—U. of Calif.	1973-74
Bell, Carlos (TE)—Houston	1971
Benjamin, Guy (QB)—Stanford	1980
Bennett, Monte (DT)—Kansas State	1981
Blanchard, Tom (P)—Oregon	1974-78
Boeke, Jim (T)—Heidelberg	1968
Bordelon, Ken (LB)—LSU	1975-83
Bosarge, Wade (DB)—Tulsa	1977
Boyersky, Jerry (NT)—Pittsburgh	1981
Boyd, Greg (S)—Arizona	1974
Boykin, Greg (RB)—Northwestern	1977
Brewer, Johnny (LB)—Ole Miss.	1968-70
Brown, Bob (TE)—Alcorn, A&M	1972-73
Brown, Charlie (RB)—Missouri	1967-68
Brown, Ray (SS)—West Texas St.	1978-80
Burchfield, Don (TE)—Ball State	1971
Burke, Vern (TE)—Oregon State	1967
Burkett, Jackie (LB)—Auburn	1967-70
Burns, Ed (QB)—Nebraska	1978-80
Burns, Bo (S)—Houston	1967-69
Burrough, Ken (WR)—Texas Southern	1970
Burton, Larry (WR)—Purdue	1975-77
Butler, Bill (RB)—Kansas State	1972-74
Butler, Skip (K)—Texas-Arlington	1971

C

Carr, Tom (DE)—Morgan State	1968
Campbell, Joe (DE)—Maryland	1977-80
Cassady, Craig (DB)—Ohio St.	1976-77
Caster, Rich (TE)—Jackson St.	1981
Chambers, Rusty (LB)—Tulane	1976
Chandler, Wes (WR)—Florida	1978-81
Chapman, Clarence (CB)—East. Mich.	1976-80
Chapman, Gil (WR)—Michigan	1975
Childs, Henry (TE)—Kansas	1974-80
Cipa, Larry (QB)—Michigan	1974-75
Cody, Bill (LB)—Auburn	1967-70
Colchico, Dan (DE)—San Jose State	1969
Coleman, Don (LB)—Michigan	1974-75
Collins, Larry (RB)—Texas A&I	1980
Colman, Wayne (LB)—Temple	1969-76
Coombs, Larry (C)—Idaho	1980
Cordileone, Lou (DT)—Clemson	1967-68
Cordill, Ollie (P)—Memphis State	1969
Cortez, Bruce (CB)—Parsons	1967
Crangle, Mike (DE)—Tennessee-Martin	1972
Creech, Bob (LB)—TCU	1973
Crist, Chuck (S)—Penn St.	1975-77
Croom, Sylvester (C)—Alabama	1975
Crosby, Ron (LB)—Penn St.	1978
Cunningham, Carl (LB)—Houston	1971
Guozzo, Gary (QB)—Virginia	1967

D

Dalton, Oakley (DT)	1977
Davis, Bob (QB)—Virginia	1973
Davis, Dave (WR)—Tenn. St.	1974
Davis, Dick (RB)—Nebraska	1970
Davis, Norman (G)—Grambling	1969
Davis, Ted (LB)—Georgia Tech	1967-69
DeGrenier, Jack (RB)—Texas-Arlington	1974
Dempsey, Tom (K)—Palomar Jr. Col.	1969-70
Didion, John (LB-C)—Oregon St.	1971-74
Dobler, Conrad (G)—Wyoming	1978-79

Dodd, Al (WR)—Northwestern La. 1969-71
 Dorris, Andy (DE)—New Mexico St. 1973-76
 Douglass, John (CB)—Texas Southern 1967-68
 Douglass, Bobby (QB)—Kansas 1976-77
 Dunbar, Jubilee (WR)—Southern U. 1973
 Durkee, Charlie (K)—Okla. St. 1967-68; 1971-72
 Dusenberry, Bill (RB)—J.C. Smith 1970

E

Emanuel, Frank (LB)—Tennessee 1970
 Erkleben, Russell (P)—Texas 1979-83
 Estes, Lawrence (DE)—Alcorn A&M 1970-71
 Evans, Chuck (LB)—Stanford 1980-81

F

Fagan, Julian (P)—Ole Miss. 1970-72
 Farasopolos, Chris (S)—Brigham Young 1974
 Farber, Hap (LB)—Ole Miss. 1970
 Federspiel, Joe (LB)—Kentucky 1972-80
 Feller, Happy (QB)—Texas 1972-73
 Felton, Eric (CB)—Texas Tech 1978-80
 Ferson, Paul (T)—Georgia 1973-74
 Ferguson, Jim (LB)—USC 1968
 Fichtner, Ross (S)—Purdue 1968
 Fifer, Bill (G)—West Texas State 1978
 Fink, Mike (CB)—Missouri 1973
 Finnie, Roger (T)—Florida A&M 1978
 Ford, James (RB)—Texas Southern 1971-72
 Fraser, Jim (P)—Wisconsin 1968
 Fritsch, Tony (K)—None 1982
 Fuller, Johnny (S)—Lamar 1973-75
 Fultz, Mike (DT)—Nebraska 1977-80

G

Galbreath, Tony (RB)—Missouri 1977-80
 Garrett, Len (TE)—New Mex. Highlands 1973-75
 Garcia, Jim (DE)—Purdue 1967
 Gibbs, Donnie (P)—T.C.U. 1974
 Gilliam, John (WR)—S. Carolina St. 1967-68, 1977
 Granger, Hoyte (RB)—Miss. State 1971
 Gray, David (DB)—East. Angeles J.C. 1979
 Gray, Kevin (DB)—Eastern Illinois 1982
 Gray, Leon (T)—Jackson St. 1982-83
 Green, Arthur (RB)—Albany State 1972
 Green, Sammy (LB)—Florida 1980
 Gresham, Bob (RB)—West Virginia 1971-72
 Grooms, Eloi (DE)—Tennessee Tech. 1975-81
 Gross, Earl (RB)—LSU 1970
 Gross, Lee (C)—Auburn 1975-77
 Gwinn, Ross (G)—Northwestern La. 1968

H

Hall, Tom (WR)—Minnesota 1967
 Hall, Willie (LB)—USC 1972-73
 Hamilton, Andy (WR)—LSU 1975
 Hargett, Edd (QB)—Texas A&M 1969-72
 Harris, Bill (RB)—Colorado 1971
 Harris, Ike (WR)—Iowa 1978-81
 Hart, Ben (S)—Oklahoma 1967
 Hart, Jeff (DT)—Oregon St. 1976
 Hart, Tommy (DE)—Morris Brown 1979-80
 Harvey, George (G)—Kansas 1967
 Havrilak, Sam (WR)—Bucknell 1974
 Hayes, Billie (CB)—San Diego St. 1972
 Hazelton, Major (DB)—Florida A&M 1970
 Heidel, Jimmy (S)—Ole Miss. 1967
 Herrmann, Don (WR)—Waynesburg St. 1975-77
 Hester, Jim (TE)—North Dakota 1967-69
 Hester, Ray (LB)—Tulane 1971-72
 Hill, John (C)—Lehigh 1975-84
 Hines, Glen Ray (T)—Arkansas 1971-72
 Holden, Sam (T)—Grambling 1971
 Hollas, Hugo (S)—Rice 1970-72
 Holloway, Stan (LB)—California 1980

Holmes, Jack (RB)—Texas Southern 1978-82
 Howard, Gene (CB)—Langston 1968-70
 Howell, Delle (CB)—Grambling 1970-72
 Huard, John (LB)—Maine 1971
 Hubbard, Dave (T)—BYU 1977
 Hudson, Nat (G)—Georgia 1981
 Hughes, Pat (LB)—Boston U. 1977-79
 Hunt, Kevin (T)—Doane 1978
 Hurley, Bill (DB)—Syracuse 1982-83
 Hyatt, Fred (WR)—Auburn 1973

J

Jackson, Ernie (CB)—Duke 1972-77
 Jacobs, Harry (LB)—Bradley 1970
 Johnson, Bennie (CB)—J.C. Smith 1976
 Johnson, Carl (G)—Nebraska 1972-73
 Jones, Andrew (RB)—Washington St. 1975
 Jones, Jerry (T)—Bowling Green 1967-69
 Jones, Kim (FB)—Colorado St. 1977-79
 Jordan, Jimmy (RB)—Florida 1967
 Jurich, Tom (K)—No. Arizona 1978

K

Kearney, Jim (S)—Prairie View 1976
 Kelley, Les (RB)—Alabama 1967-69
 Kelly, Mike (TE)—Davidson 1973
 Kilmer, Billy (QB)—UCLA 1967-70
 Kimbrough, Elbert (S)—Northwestern 1968
 Kingrea, Rick (LB)—Tulane 1973-77
 Knafelc, Greg (TE)—Notre Dame 1983
 Knowles, David (T)—Indiana 1977
 Kopay, Dave (LB)—Washington 1971
 Kramer, Kent (TE)—Minnesota 1967
 Krimm, John (S)—Notre Dame 1982-83
 Kupp, Jake (G)—Washington 1967-75
 Kuziel, Bob (C)—Pittsburgh 1972

L

LaGrade, Morris (RB)—Tampa 1975
 LaPorta, Phil (T)—Penn State 1974-75
 Lawson, Odell (RB)—Langston 1973-74
 Lee, Bivian (CB)—Prairie View 1971-75
 Leggett, Earl (DT)—LSU 1967-68
 Lemon, Mike (LB)—Kansas 1975
 Lewis, Gary (RB)—Arizona State 1970
 Lewis, Marvin (RB)—Tulane 1982
 Leyboldt, John (K)—None 1978
 Linden, Errol (T)—Houston 1969-70
 Linhart, Toni (K)—Austria Tech. 1972
 Livingston, Andy (RB)—Phoenix, J.C. 1969-70
 Logan, Obert (S)—Trinity 1967
 Long, Dave (DE)—Iowa 1969-72
 Looney, Joe Don (RB)—Oklahoma 1969
 Lorick, Tony (RB)—Arizona State 1968-69
 Lyons, Dick (S)—Kentucky 1970

Mc

McCall, Don (RB)—USC 1967-68, 1970
 McClard, Bill (K)—Arkansas 1973-75
 McCormick, Dave (T)—LSU 1967-68
 McCullough, Earl (WR)—USC 1974
 McGill, Ralph (S)—Tulsa 1978-79
 McNeill, Tom (P)—Stephen F. Austin 1967-69
 McNeill, Rod (RB)—USC 1974-75
 McQuay, Leon (RB)—Tampa 1976

M

Manning, Archie (QB)—Mississippi 1971-75, 1977-82
 Marsalis, Jim (S)—Tennessee St. 1977
 Marshall, James (DB)—Jackson State 1980
 Martin, Chris (LB)—Auburn 1983
 Martin, D'Artagnan (CB)—Kentucky St. 1971-72
 Martini, Rich (WR)—Cal-Davis 1981

Maurer, Andy (G)—Oregon 1974
 Mauti, Rich—(WR)—Penn St. 1977-83
 Mathis, Reggie (LB)—Oklahoma 1979-80
 Maxson, Alvin (RB)—SMU 1974-76
 Merlo, Jim (LB)—Stanford 1973-79
 Meseroll, Mark (T)—Florida St. 1978
 Middleton, Rick (LB)—Ohio State 1974-76
 Mike-Mayer, Steve (K)—Maryland 1978
 Minor, Lincoln (RB)—New Mexico State 1973
 Montgomery, Marv (T)—USC 1976-77
 Moors, Doug (DE)—Whittier 1971-72
 Moore, Jerry (S)—Arkansas 1973-74
 Moore, Reynaud (CB)—UCLA 1971
 Mooring, John (T)—Tampa 1974
 Morgan, Mike (LB)—LSU 1969-70
 Morrison, Don (T)—Texas-Arlington 1971-77
 Muncie, Chuck (RB)—California 1976-80
 Myers, Tommy (S)—Syracuse 1972-81

N

Nairne, Rob (LB)—Oregon 1981-83
 Neal, Richard (DE)—Southern 1969-72, 78
 Nevett, Elijah (CB)—Clark 1967-70
 Newland, Bob (WR)—Oregon 1971-74
 Newsome, Billy (DE)—Grambling 1973-74
 Ninowski, Jim (QB)—Michigan St. 1969
 Nyval, Vic (RB)—Northwestern, La. 1970

O

Ogden, Ray (WR)—Alabama 1967
 O'Neal, Steve (P)—Texas A&M 1973
 Otis, Jim (RB)—Ohio State 1970
 Owens, Artie (WR)—West Virginia 1980
 Owens, Joe (DE)—Alcorn A&M 1971-75
 Owens, Tinker (WR)—Oklahoma 1976, 1978-80

P

Palmer, Dick (LB)—Kentucky 1973
 Parker, Joel (WR)—Florida 1974-77
 Parker, Steve (DE)—Idaho 1980
 Parks, Dave (TE)—Texas Tech. 1968-72
 Partridge, Rick (P)—Utah 1979-80
 Perry, Vernon (S)—Jackson St. 1983
 Phillips, Jess (RB)—Michigan State 1973-74
 Pietrzak, Jim (C)—Eastern Michigan 1979-84
 Pitts, Elijah (RB)—Philander Smith 1970
 Poage, Ray (TE)—Texas 1967-70
 Pollard, Bob (DE)—Weber St. 1971-77
 Preece, Steve (DB)—Oregon State 1969
 Price, Elex (DT)—Alcorn State 1973-80
 Profit, Joe (RB)—Northeast La. 1973
 Prudhomme, Remi (G-C)—LSU 1971

R

Ramsey, Nate (S)—Indiana 1973
 Ramsey, Steve (QB)—No. Texas State 1970
 Rasley, Rocky (G)—Oregon State 1974
 Ray, Ricky (CB)—Norfolk State 1979-80
 Reaves, Ken (CB)—Norfolk State 1974
 Rebowe, Rusty (LB)—Nicholls State 1978
 Reese, Don (DE)—Jackson State 1978-80
 Rengel, Mike (DT)—Hawaii 1969
 Ricardo, Benny (K)—San Diego St. 1980-81
 Rice, Floyd (LB)—Alcorn State 1978
 Richey, Mike (T)—N. Carolina 1970
 Riley, Preston (WR)—Memphis State 1973
 Rissmiller, Ray (T)—Georgia 1967
 Roberts, Walt (WR)—San Jose St. 1967
 Robinson, Craig (T)—Houston 1972-73
 Robinson, Virgil (RB)—Grambling 1971
 Rogers, George (HB)—South Carolina 1981-84
 Rogers, Steve (RB)—LSU 1975
 Rose, George (CB)—Auburn 1967
 Roussel, Tom (LB)—Southern Miss. 1971-72

Rowe, Dave (DT)—Penn State 1967-70
 Ryzek, Paul (C)—Virginia 1981

S

Sandeman, Bill (T)—Pacific 1967
 Saul, Bill (LB)—Penn State 1969
 Scarpati, Joe (DB)—N. Carolina State 1970
 Schmidt, Roy (G)—Long Beach State 1967-68
 Schmidt, Terry (CB)—Ball State 1974-75
 Schultz, Randy (RB)—St. Coll. of Iowa 1967-68
 Schumacher, Kurt (G)—Ohio State 1975-77
 Schwartz, Don (SS)—Washington St. 1978-80
 Schweda, Brian (DE)—Kansas 1967-68
 Scott, Bobby (QB)—Tennessee 1973-82
 Seal, Paul (TE)—Michigan 1974-76
 Shaw, Bob (ER)—Winston-Salem 1970
 Shinnars, John (G)—Xavier (Ohio) 1969-70
 Shy, Don (RB)—San Diego State 1969
 Simmons, Dave (LB)—Georgia Tech. 1967
 Simmons, Jerry (WR)—Bethune-Cookman 1967
 Simonini, Ed (LB)—Texas A&M 1982
 Slaughter, Chuck (T)—South Carolina 1982
 Smith, Royce (G)—Georgia 1972-73
 South, Ronny (CB)—Arkansas 1968
 Spencer, Maurice (CB)—N. Carolina 1974-78
 Spivey, Mike (CB)—Colorado 1980-81
 Stabler, Ken (QB)—Alabama 1982-84
 Stauch, Scott (RB)—UCLA 1981
 Sternick, Greg (CB)—Colorado St. 1983
 Stevens, Howard (RB)—Louisville 1973-74
 Stewart, Jimmy (SS)—Tulsa 1977
 Stickles, Monty (TE)—Notre Dame 1968
 Stieve, Terry (G)—Wisconsin 1976-77
 Stincic, Tom (LB)—Michigan 1972
 Stonebreaker, Steve (LB)—Detroit 1967-68
 Strachan, Mike (RB)—Iowa St. 1975-80
 Strand, Eli (G)—Iowa State 1967
 Strong, Jim (RB)—Houston 1971-72
 Sturm, Jerry (T-C)—Illinois 1967-70
 Sturt, Fred (G)—Bowling Green 1978-81
 Sutherland, Doug (G)—Wisconsin St. 1970
 Sweetan, Karl (QB)—Wake Forest 1968
 Swinney, Clovis (DT)—Arkansas State 1970
 Szaro, Rich (K)—Harvard 1975-78
 Szymakowski, Dave (WR)—W. Texas St. 1968

T

Talbert, Don (T)—Texas 1969-70
 Taylor, James (T)—Missouri 1978-81
 Taylor, Jim (RB)—LSU 1967
 Taylor, Mike (T)—USC 1969-70
 Thaxton, James (TE)—Tennessee State 1976-77
 Thomas, Charlie (KR)—Tennessee St. 1975
 Thomas, Speedy (WR)—Utah 1973-74
 Thompson, Aundra (WR)—East Texas State 1981-82
 Thompson, Bobby (S)—Arizona 1969
 Thompson, Dave (T)—Clemson 1974-75
 Tilleman, Mike (DT)—Montana 1967-70
 Townes, Willie (DE)—Tulsa 1970
 Tyler, Toussaint (RB)—Washington 1981-82

V

Vanderbundt, Skip (LB)—Oregon State 1978
 Vandersee, Phil (LB)—Massachusetts 1967
 Van Wagner, Jim (FB)—Michigan Tech. 1978

W

Walker, Mike (DE)—Tulane 1971
 Ward, Carl (S)—Michigan 1969
 Washington, Dave (LB)—Alcorn State 1980
 Watson, John (T)—Oklahoma 1977-79
 Watson, Mike (T)—Miami (O) 1977

Weatherspoon, Cephus(WR)—
 Ft. Lewis Col. 1972
 Welch, Claxton, (RB)—Oregon 1970
 Wendryhoski, Joe (C)—Illinois 1967-68
 Westbrook, Greg (LB)—Colorado 1975-77
 Wheelwright, Ernie (RB)—So. Illinois 1967-70
 Whitaker, Creston (WR)—N. Texas St. 1972
 Whittsell, Dave (S)—Indiana 1967-69
 Whittingham, Fred (LB)—Cal. Poly 1967-68
 Wickert, Tom (G)—Washington St. 1975-76
 Wicks, Bob (WR)—Utah State 1974
 Williams, Brooks (TE)—N. Carolina 1978-81
 Williams, Del (G)—Florida State 1967-73
 Williams, Richard (WR)—Abilene Christian 1974
 Willis, Len (WR)—Ohio State 1977

Winans, Jeff (DT)—USC 1970
 Winslow, Doug (WR)—Drake 1973
 Wood, Gary (QB)—Cornell 1967
 Woods, Robert (T)—Tenn. St. 1977-80
 Woodson, Marv (S)—Indiana 1969
 Wyatt, Doug (S)—Tulsa 1970-72

Y

Yepremian, Garo (K)—None 1979
 Youngblood, George (S)—L.A. State .. 1967-68

Z

Zanders, Emanuel (G)—Jackson State 1974-80

ON THE ROAD WITH THE SAINTS

New England	Boston Marriott Hotel	617-969-1000
San Diego	Islandia Hyatt	619-224-1234
Denver	Westin Hotel	303-572-9100
San Francisco	San Francisco Airport Hilton	415-589-0770
L.A. Raiders	Los Angeles Hilton	213-629-4321
Atlanta	Atlanta Airport Marriott	404-766-7900
L.A. Rams	Anaheim Hilton	714-750-4321
Green Bay	Register Hotel (Milwaukee)	414-273-8222
Minnesota	Minneapolis Hilton	612-331-1900
St. Louis	Marriott's Pavilion Hotel	314-421-1776

SAINTS TRAINING CAMPS

1967-69	— Cal Western University, San Diego, CA
1970	— Bowling Green University, OH
1971-73	— Southern Mississippi University, Hattiesburg, MI
1974, 1976-84	— Dodgertown, Vero Beach, FL
1975	— Nicholls State University, Thibodaux, LA

Saints Leaders by Years

RUSHING

	Att.	Yds.	Avg.	Long	TD
1967—Jim Taylor	130	390	3.0	16	2
1968—Don McCall	155	637	4.1	48	4
1969—Andy Livingston	181	761	4.2	18	5
1970—Tony Baker	82	337	4.1	27	5
1971—Jim Strong	95	404	4.3	39	3
1972—Bob Gresham	120	381	3.2	23	3
1973—Jess Phillips	198	663	3.3	20	0
1974—Alvin Maxson	165	714	4.3	66	2
1975—Mike Strachan	161	668	4.1	21	2
1976—Chuck Muncie	148	652	4.4	51	2
1977—Chuck Muncie	201	811	4.0	36	6
1978—Tony Galbreath	186	635	3.4	20	5
1979—Chuck Muncie	238	1198	5.0	69	11
1980—Jimmy Rogers	80	366	4.6	24	1
1981—George Rogers	378	1674	4.4	79	13
1982—George Rogers	122	535	4.4	38	3
1983—George Rogers	256	1144	4.5	76	5
1984—George Rogers	239	914	3.8	28	2

LONGEST RUNS

1967 Don McCall, 48 at Washington, 12-17
 1968 Don McCall, 48 vs Washington, 9-22
 1969 Tony Baker, 54 at St. Louis, 11-2
 1970 Tony Baker, 27 at St. Louis, 10-11
 1971 Jim Strong, 39 at San Francisco, 11-14
 1972 Bill Butler, 27 at Atlanta, 11-12
 1973 Archie Manning, 23 at Los Angeles, 11-11
 1974 Alvin Maxson, 66 vs St. Louis, 12-8
 1975 Steve Rogers, 22 vs Chicago, 12-21
 1976 Tony Galbreath, 74 at Kansas City, 9-26
 1977 Chuck Muncie, 36 vs Los Angeles, 10-30
 1978 Chuck Muncie, 28 at Atlanta, 11-26
 1979 Chuck Muncie, 69 vs Atlanta, 9-2
 1980 Tony Galbreath, 26 at Los Angeles, 9-2
 1981 George Rogers, 79 at Cleveland, 10-18
 1982 George Rogers, 38 at San Francisco, 11-28
 1983 George Rogers, 76 vs St. Louis, 9-4
 1984 Hokie Gajan, 62 at Dallas, 10-21

PASSING

	Att.	Comp.	Yards	Pct.	Long	Int	TD
1967 Gary Cuozzo	260	134	1562	.515	49	12	7
1968 Billy Kilmer	315	167	2060	.530	51	17	15
1969 Billy Kilmer	360	193	2532	.536	52	17	20
1970 Billy Kilmer	237	135	1557	.569	46	17	6
1971 Ed Hargett	210	96	1191	.457	49	5	6
1972 Archie Manning	448	230	2781	.513	66t	21	18
1973 Archie Manning	267	140	1642	.524	65t	12	10
1974 Archie Manning	261	134	1429	.513	79t	16	6
1975 Archie Manning	338	159	1685	.470	71t	17	7
1976 Bobby Douglass	212	103	1288	.486	74	8	4
1977 Archie Manning	205	113	1284	.551	59t	9	8
1978 Archie Manning	471	291	3416	.618	71t	16	17

1979	Archie Manning	420	252	3169	.600	85	20	15
1980	Archie Manning	509	309	3716	.607	56	20	23
1981	Archie Manning	232	134	1447	.578	55	11	5
1982	Ken Stabler	189	117	1343	.619	48	10	6
1983	Ken Stabler	311	176	1988	.566	48	18	9
1984	Richard Todd	312	161	2178	.516	74	19	11

LONGEST COMPLETION

1967—96, Billy Kilmer to Walter Roberts at Philadelphia, 11-19
 1968—51, Billy Kilmer to Jim Hester vs. Pittsburgh, 12-15
 1969—70, Jim Ninowski to Don Shy at Los Angeles, 10-5
 1970—49, Ed Hargett to Bob Shaw at Cincinnati, 11-29
 1971—63, Archie Manning to Danny Abramowicz at Houston, 10-3
 1972—66t, Archie Manning to Dave Parks at N.Y. Giants, 10-8
 1973—65t, Archie Manning to Jubilee Dunbar at Los Angeles, 11-11
 1974—79t, Archie Manning to Bob Newland vs. Los Angeles, 11-17
 1975—71t, Archie Manning to Larry Burton vs. Atlanta, 11-2
 1976—74, Bobby Douglass to Tinker Owens vs. San Francisco, 12-12
 1977—71t, Archie Manning to Larry Hardy at Atlanta, 11-26
 1979—85, Archie Manning to Wes Chandler at San Francisco, 9-23
 1980—56, Archie Manning to Brooks Williams vs. Atlanta, 10-19
 1981—55, Archie Manning to Wayne Wilson at Cleveland, 10-18
 1982—48, Ken Stabler to Aundra Thompson at Chicago, 9-19
 1983—48, Ken Stabler to Kenny Duckett at Los Angeles, 9-11
 1984—74, Richard Todd to Tyrone Young at Chicago, 10-7

RECEIVING

	No.	Yds.	Avg.	Long	TD
1967—Danny Abramowicz	50	721	14.4	80	6
1968—Danny Abramowicz	54	890	16.4	47	7
1969—Danny Abramowicz	73	1051	13.9	49	7
1970—Danny Abramowicz	55	906	16.5	48	5
1971—Danny Abramowicz	37	657	17.8	63	5
1972—Bob Newland	47	579	12.3	42	2
1973—John Beasley	31	280	9.0	22	1
1974—Alvin Maxson	42	294	7.0	22	1
1975—Alvin Maxson	41	234	5.7	33	0
1976—Tony Galbreath	54	420	7.8	35	1
1977—Tony Galbreath	41	265	6.5	30	0
1978—Tony Galbreath	74	582	7.9	35	2
1979—Wes Chandler	65	1069	16.4	85	6
1980—Wes Chandler	65	975	15.0	50	6
1981—Jack Holmes	38	206	5.4	19	0
1982—Jeff Groth	30	383	12.8	39	1
1983—Jeff Groth	49	585	11.9	42	1
1984—Hokie Gajan	35	288	8.2	51	2

HIGHEST AVERAGE GAIN (Per Reception)

1967—22.6, Walt Roberts (17 for 384, 3 TDs)
 1968—17.6, Jim Hester (17 for 300, 2 TDs)
 1969—16.2, Al Dodd (37 for 600, 1 TD)
 1970—17.3, Al Dodd (28 for 484, 1 TD)
 17.2, Dave Parks (26 for 447, 2 TDs)
 1971—19.9, Al Dodd (15 for 298, 0 TDs)
 1972—17.6, Danny Abramowicz (38 for 668, 7 TDs)
 1973—19.4, Jubilee Dunbar (23 for 447, 4 TDs)
 1974—18.1, Bob Newland (27 for 490, 2 TDs)
 1975—19.1, Larry Burton (16 for 305, 2 TDs)
 1976—20.1, Tinker Owens (12 for 241, 1 TD)

1977—18.9, Don Herrmann (31 for 586, 0 TDs)
 1978—16.4, Henry Childs (53 for 869, 4 TDs)
 1979—16.6, Henry Childs (51 for 846, 5 TDs)
 1980—18.7, Ike Harris (37 for 692, 6 TDs)
 1981—19.0, Jeff Groth (20 for 380, 1 TD)
 1982—17.5, Rich Mauti (4 for 70, 0 TD)
 17.3, Aundra Thompson (8 for 138, 1 TD)
 16.3, Kenny Duckett (12 for 196, 2 TDs)
 1983—14.9, Kenny Duckett (19 for 283, 2 TDs)
 1984—20.6, Tyrone Young (29 for 597, 3 TDs)

INTERCEPTIONS

	No.	Yds.	Avg.	Long	TD
1967—Dave Whitsell	10	178	17.8	41	2
1968—Dave Whitsell	6	50	8.3	32	0
1969—Elijah Nevett	3	20	6.6	20	0
1970—Hugo Hollas	5	79	15.8	29	0
1971—Delles Howell	5	56	11.2	25	0
1972—Bivian Lee	4	65	16.3	32	0
1973—Ernie Jackson	3	40	13.3	23	0
1973—Tom Myers	3	33	11.0	20	0
1973—Jim Merlo	3	25	8.3	16	0
1973—Bivian Lee	3	23	7.7	12	0
1974—Ernie Jackson	4	53	13.3	28	0
1974—Terry Schmidt	4	27	6.8	24	1
1975—Tom Myers	5	83	16.6	29	0
1976—Jim Merlo	4	142	35.5	83	2
1977—Chuck Crist	4	6	1.5	2	0
1978—Tommy Myers	6	167	27.8	97	1
1979—Tommy Myers	7	127	18.1	52	1
1980—Tommy Myers	5	96	19.2	48	0
1981—Dave Waymer	4	54	13.5	31	0
1982—Russell Gary	2	25	12.5	19	0
1982—Dennis Winston	2	-2	-1.0	0	0
1983—Johnnie Poe	7	146	20.9	31	1
1984—Dave Waymer	4	9	2.3	9	0

SCORING

	TD	FG	PAT	Points
1967—Charlie Durkee	—	14-32	27-27	69
1968—Charlie Durkee	—	19-37	27-27	84
1969—Tom Dempsey	—	22-41	33-35	99
1970—Tom Dempsey	—	18-34	16-17	70
1971—Charlie Durkee	—	16-23	24-25	72
1972—Danny Abramowicz	7	—	—	42
1973—Bill McClard	—	13-24	9-9	48
1974—Bill McClard	—	9-16	19-20	46
1975—Rich Szaro	—	10-16	16-17	46
1976—Rich Szaro	—	18-23	25-29	79
1977—Henry Childs	9	—	—	54
1978—Tony Galbreath	7	—	—	42
Chuck Muncie	7	—	—	42
1979—Garro Yepremian	—	12-16	39-40	75
1980—Benny Ricardo	—	10-17	31-34	61
1981—George Rogers	13	—	—	78
1982—Wayne Wilson	5	—	—	30
1983—Morten Andersen	—	18-24	37-38	91
1984—Morten Andersen	—	20-27	34-34	94

PUNT RETURNS

	No.	Yds.	Avg.	Long	TD
1967—Walter Roberts	11	50	4.5	11	0
1968—John Gilliam	15	60	4.0	21	0
1969—Al Dodd	15	106	7.1	21	0
1970—Al Dodd	14	129	9.2	41	0
1971—Al Dodd	13	88	6.8	14	0
1972—Tom Myers	9	43	4.8	10	0
1973—Howard Stevens	17	171	10.1	37	0
1974—Howard Stevens	37	376	10.2	40	0
1975—Gil Chapman	17	207	12.2	42	0
1976—Pete Athas	35	332	9.5	67	0
1977—Rich Mauti	38	281	7.4	33	0
1978—Wes Chandler	34	233	6.9	32	0
1979—Rich Mauti	27	218	8.1	23	0
1980—Rich Mauti	11	111	10.1	18	0
1981—Jeff Groth	37	436	11.8	36	0
1982—Jeff Groth	21	144	6.9	18	0
1983—Jeff Groth	39	275	7.1	38	0
1984—Jitter Fields	27	236	8.7	61	0

PUNTING

	No.	Yds.	Avg.	Long
1967—Tom McNeill	74	3174	42.9	66
1968—Tom McNeill	49	2009	41.0	58
1969—Ollie Cordill	42	1719	40.9	58
1970—Julian Fagan	77	3269	42.5	64
1971—Julian Fagan	77	3188	41.4	64
1972—Julian Fagan	71	2899	40.8	71
1973—Steve O'Neal	81	3375	41.7	71
1974—Tom Blanchard	88	3704	42.1	71
1975—Tom Blanchard	92	3776	41.0	61
1976—Tom Blanchard	101	3974	39.3	63
1977—Tom Blanchard	82	3474	42.4	66
1978—Tom Blanchard	84	3532	42.0	61
1979—Rick Partridge	57	2330	40.9	61
1980—Russell Erxleben	89	3499	39.2	57
1981—Russell Erxleben	66	2672	40.5	60
1982—Russell Erxleben	46	1976	43.0	60
1983—Russell Erxleben	74	3034	41.0	60
1984—Brian Hansen	69	3020	43.8	66

KICKOFF RETURNS

	No.	Yds.	Avg.	Long	TD
1967—Walter Roberts	28	737	26.3	91	1
1968—Gene Howard	23	533	23.2	36	0
1969—Don Shy	16	447	27.9	57	0
1970—Al Dodd	15	319	21.3	32	0
1971—Virgil Robinson	19	443	23.3	51	0
1972—Margene Adkins	43	1020	23.7	61	0
1973—Howard Stevens	26	590	2.7	48	0
1974—Howard Stevens	33	749	22.7	41	0
1975—Gil Chapman	28	614	21.9	36	0
1976—Tony Chapman	20	399	19.9	32	0
1977—Clarence Chapman	15	385	25.7	92	1
1978—Wes Chandler	32	760	23.8	38	0

1979—Rich Mauti	36	801	22.2	39	0
1980—Jimmy Rogers	41	930	22.9	88	0
1981—Wayne Wilson	31	722	23.3	57	0
1982—Aundra Thompson	10	211	21.1	35	0
1983—Kenny Duckett	33	719	21.8	61	0
1984—Tyrone Anthony	22	490	22.3	64	0

SAINTS SUMMER DATEBOOK

July 24— All players report to training camp in Ruston, Louisiana (Louisiana Tech University)

July 25— Player physicals

July 26— First team practice

Aug 2-3— Saints scrimmage Denver Broncos at Greeley, Colorado

Aug. 10— Saints at New England Patriots, 2:30 p.m.

Aug. 17— Saints vs. Houston Oilers at Superdome, 7 p.m.

Aug. 20— Roster reduction to 60 players

Aug. 23— Break camp, travel to New Orleans

Aug. 24— Saints vs. Tampa Bay Buccaneers at Superdome, 7 p.m.

Aug. 27— Roster reduction to 50 players

Aug. 29— Touchdown Club Welcome Saints Luncheon, Marriott Hotel, Noon

Aug. 30— Saints at San Diego Chargers, 9 p.m.

Sept. 2— Final roster reduction to 45 players; first regular season workout.

Sept. 8— NFL regular season opener, Saints vs. Kansas City Chiefs at Superdome, Noon

Saints All-Time Leaders

RUSHING

	Att.	Yds.	Avg.	Long	TD
1. George Rogers (1981-84)	995	4,267	4.3	79	18
2. Chuck Muncie (1976-80)	787	3,386	4.3	69	28
3. Tony Galbreath (1976-80)	760	2,865	3.8	74	27
4. Archie Manning (1971-82)	358	2,058	5.7	27	18
5. Mike Strachan (1975-80)	471	1,899	4.0	31	14
6. Wayne Wilson (1979-84)	488	1,813	3.7	36	15
7. Jess Phillips (1973-74)	372	1,219	3.3	20	2
8. Alvin Maxson (1974-76)	338	1,205	3.6	66	6
9. Hokie Gajan (1982-84)	202	1,107	5.5	62	9
10. Tony Baker (1968-71)	249	1,106	4.4	54	2

PASSING

	Att.	Comp.	Yds.	Pct.	TD	Int.
1. Archie Manning (1971-82)	3,335	1,849	21,734	55.4	115	156
2. Billy Kilmer (1967-70)	1,116	592	7,490	53.0	47	62
3. Ken Stabler (1983-84)	570	326	3,670	57.2	17	33
4. Bobby Scott (1973-82)	500	237	2,781	47.4	15	29
5. Ed Hargett (1969-71)	437	205	2,727	46.9	11	10

RECEIVING

	No.	Yds.	Avg.	Long	TD
1. Danny Abramowicz (1967-73)	309	4,875	15.7	80	37
2. Tony Galbreath (1976-80)	284	2,221	7.8	38	6
3. Henry Childs (1974-80)	207	3,220	15.6	59	25
4. Wes Chandler (1978-81)	182	2,801	15.4	85	15
5. Dave Parks (1968-72)	149	2,264	15.2	66	16
6. Wayne Wilson (1979-84)	140	1,292	9.2	55	12
7. Jeff Groth (1979-84)	132	1,835	13.9	54	3
8. Chuck Muncie (1976-80)	125	1,086	8.7	35	1
9. Bob Newland (1971-74)	124	1,877	15.1	79	8
10. Ike Harris (1978-81)	104	1,710	16.4	46	12

SCORING

	TD	PAT	FG	Total
1. Charlie Durkee (1967-68, 71-72)	0	87	52	243
2. Danny Abramowicz (1967-73)	37	—	—	222
3. Tony Galbreath (1976-80)	33	1	2	205
4. Morten Andersen (1982-84)	0	77	40	197
5. Rich Szaro (1975-78)	0	79	37	190
6. Chuck Muncie (1976-80)	29	—	—	174
7. Tom Dempsey (1969-70)	0	49	40	169
8. Wayne Wilson (1979-84)	27	—	—	162
9. Henry Childs (1974-80)	27	—	—	162
10. George Rogers (1981-84)	23	—	—	138

PUNTING

	N.	Avg.	Long
1. Brian Hansen (1984)	69	43.8	66
2. Tom McNeill (1967-69)	130	42.3	81
3. Steve O'Neal (1973)	81	41.7	71
4. Julian Fagan (1970-72)	225	41.6	71
5. Tom Blanchard (1974-78)	447	41.3	71
6. Rick Partridge (1979)	57	40.9	61
7. Ollie Cordill (1969)	42	40.9	58
8. Russell Erxleben (1979-83)	279	40.6	60

INTERCEPTIONS

	No.	Yds.	Avg.	Long	TD
1. Tom Myers (1972-82)	36	621	17.3	97	2
2. Dave Whitsell (1967-69)	19	242	12.7	41	2
3. Ernie Jackson (1972-77)	15	187	12.5	46	0
4. Hugo Hollas (1970-72)	11	149	13.5	29	0
5. Johnnie Poe (1981-84)	9	162	18.0	31	1
6. Delles Howell (1970-72)	9	154	17.1	60	0
7. Bivian Lee (1972-75)	9	110	12.2	32	0

PUNT RETURNS

	No.	Yds.	Avg.	Long	TD
1. Gil Chapman (1975)	17	207	12.2	42	0
2. Howard Stevens (1973-74)	54	547	10.1	40	0
3. Pete Athas (1976)	35	332	9.5	40	0
4. Jitter Fields (1984)	27	236	8.7	61	0
5. Jeff Groth (1979-84)	103	887	8.6	38	0

KICKOFF RETURNS

	No.	Yds.	Avg.	Long	TD
1. Walt Roberts (1967)	28	737	26.3	91	1
2. John Gilliam (1967-68, 77)	31	809	26.1	94	1
3. Gene Howard (1968-69)	32	760	23.8	86	0
4. Margene Adkins (1972)	43	1,020	23.7	61	0
5. Wes Chandler (1978-81)	39	896	23.0	38	0
6. Rich Mauti (1977-83)	124	2,836	22.9	52	0
7. Wayne Wilson (1979-84)	69	1,583	22.9	75	0

FIELD GOALS

	Att.	Made	Pct.	Long
1. Charlie Durkee (1967-68, 71-72)	101	52	.515	47
2. Morten Andersen (1982-84)	56	40	.714	53
3. Tom Dempsey	75	40	.533	63
4. Rich Szaro (1975-78)	58	37	.638	50
5. Benny Ricardo (1980-81)	42	23	.548	47
6. Bill McClard (1973-75)	45	23	.548	47
7. Garo Yepremian (1979)	16	12	.750	44
8. Happy Feller (1972-73)	23	10	.435	46

Saints Big Days

100 YARDS RUSHING

Yds.	Att.	Player	Opponent	Date
206	24	George Rogers	St. Louis	9-4-82
166	33	George Rogers	Dallas	12-19-82
162	29	George Rogers	Los Angeles	9-13-81
161	22	Chuck Muncie	Atlanta	9-2-79
161	24	George Rogers	Los Angeles	11-8-81
160	34	Wayne Wilson	Miami	10-2-83
148	22	Alvin Maxson	St. Louis	12-6-74
146	14	Tony Galbreath	Kansas City	9-26-78
142	27	Andy Livingston	Washington	9-21-88
142	28	George Rogers	Houston	11-22-81
138	33	Wayne Wilson	Chicago	9-12-82
137	20	George Rogers	Atlanta	11-6-83
134	17	George Rogers	Philadelphia	10-11-81
128	21	Chuck Muncie	Oakland	12-3-79
127	16	Don McCall	Washington	9-22-88
126	25	Chuck Muncie	Kansas City	9-26-78
124	32	George Rogers	Los Angeles	12-18-83
123	33	George Rogers	Kansas City	11-21-82
122	18	George Rogers	Cleveland	10-16-81
120	23	George Rogers	Tampa Bay	11-29-81
117	18	Chuck Muncie	San Francisco	11-11-79
115	25	George Rogers	San Francisco	9-27-81
114	21	George Rogers	Buffalo	10-30-83
114	15	Jimmy Rogers	Washington	10-26-80
113	26	Bob Gresham	Green Bay	11-28-71
113	31	George Rogers	Cincinnati	10-25-81
113	11	Hokie Gajan	N.Y. Jets	11-21-83
110	14	Tony Baker	St. Louis	11-2-69
109	15	Chuck Muncie	Los Angeles	11-28-76
109	27	Mike Strachan	Atlanta	11-2-75
108	31	Wayne Wilson	Dallas	9-25-83
107	20	Chuck Muncie	N.Y. Jets	12-4-77
107	30	George Rogers	San Francisco	12-20-81
105	24	Mike Strachan	Green Bay	10-12-75
103	18	Wayne Wilson	Atlanta	10-9-83
102	13	Chuck Muncie	St. Louis	10-23-77
102	20	George Rogers	Atlanta	9-2-84
100	20	Tony Galbreath	Los Angeles	10-30-77

250 YARDS PASSING

Yds.	Player	Att.	Comp.	Opponent	Date
377	Archie Manning	38	24	San Francisco	12-7-80
355	Archie Manning	28	20	San Francisco	9-23-79
345	Billy Kilmer	32	22	St. Louis	11-2-69
344	Archie Manning	32	22	Pittsburgh	11-5-78
333	Ken Stabler	43	29	Tampa Bay	12-5-82
325	Dave Wilson	32	20	St. Louis	12-9-84
323	Archie Manning	32	23	Atlanta	10-19-80

314	Archie Manning	40	25
314	Archie Manning	36	25
306	Archie Manning	40	25
301	Archie Manning	39	24
298	Archie Manning	35	20
294	Richard Todd	27	21
292	Billy Kilmer	36	17
291	Archie Manning	45	28
287	Archie Manning	27	17
285	Bobby Scott	35	16
285	Archie Manning	34	24
284	Archie Manning	29	14
279	Ken Stabler	39	25
278	Billy Kilmer	37	22
276	Archie Manning	31	18
271	Ken Stabler	35	24
268	Archie Manning	27	20
264	Archie Manning	31	14
264	Richard Todd	29	14
263	Archie Manning	48	24
262	Billy Kilmer	24	14
261	Billy Kilmer	22	15

100 YARDS RECEIVING

Yds.	No.	Player	Opponent	Date
295	6	Wes Chandler	Atlanta	9-2-79
185	8	Danny Abramowicz	Cincinnati	11-29-70
159	4	Larry Burton	Atlanta	11-2-75
156	12	Danny Abramowicz	Pittsburgh	10-29-67
145	7	Al Dodd	St. Louis	11-2-69
144	7	Danny Abramowicz	Washington	12-17-67
144	8	Henry Childs	San Francisco	12-7-80
140	7	Danny Abramowicz	San Francisco	12-13-70
140	8	Wes Chandler	Atlanta	10-19-80
139	9	Wes Chandler	Philadelphia	11-9-80
131	6	Hoby Brenner	St. Louis	9-23-84
129	8	Danny Abramowicz	Pittsburgh	12-21-69
127	12	John Beasley	San Diego	11-18-72
127	4	Wes Chandler	San Francisco	9-23-79
122	14	Tony Galbreath	Green Bay	9-10-78
121	6	Henry Childs	Seattle	11-18-79
120	4	Dave Parks	N.Y. Giants	10-8-72
119	4	Ike Harris	Philadelphia	11-9-80
117	7	Wes Chandler	Atlanta	11-12-78
117	3	Henry Childs	Atlanta	11-25-79
117	8	Wes Chandler	Atlanta	9-6-81
115	4	Paul Seal	Philadelphia	10-27-74
115	9	Danny Abramowicz	Baltimore	10-19-69
114	7	Dave Parks	St. Louis	10-11-70
113	5	Danny Abramowicz	San Francisco	11-23-69
112	7	Henry Childs	Green Bay	9-9-79
110	5	Danny Abramowicz	San Francisco	9-26-71
110	5	Dave Parks	San Francisco	10-22-72
109	2	Walt Roberts	Philadelphia	11-19-67
106	7	Tony Galbreath	Oakland	12-3-79

106	6	Wes Chandler	Detroit	10-12-80
105	6	Hoby Brenner	Chicago	9-18-83
105	9	Danny Abramowicz	Atlanta	12- 7-69
103	6	Dave Parks	Pittsburgh	12-15-68
103	6	Wes Chandler	San Francisco	12- 3-78
103	6	Wes Chandler	Atlanta	11-25-79
103	6	Larry Hardy	San Francisco	9- 7-80
103	6	Lindsay Scott	St. Louis	9-12-82
101	8	Danny Abramowicz	N.Y. Giants	10- 6-68
101	4	Tyrone Young	Cleveland	10-28-84
101	3	Hoby Brenner	Cincinnati	12- 9-84
100	3	Henry Childs	Atlanta	11-26-78

SAINTS 'CONSECUTIVE' RECORDS

INDIVIDUAL

Games Played:

- 103 Joe Federspiel (1973-80)
- 83 Dan Abramowicz (1967-73)

Games, Scoring Points:

- 41 Charlie Durkee (1967-68, 1971, last 12 games; 1972, first game)

Games, Scoring Touchdown:

- 4 Chuck Muncie (1979, 11th to 14th game)

Games, Scoring Field Goal:

- 12 Tom Dempsey (1969, 1st to 12th game)

Games, Rushing Touchdown:

- 4 Chuck Muncie (1979, 11th to 14th game)

Games, Rushing for One Hundred Yards or More:

- 3 George Rogers, 1981 (6th, 7th, & 8th games)
- 3 Wayne Wilson, 1983 (4th, 5th, & 6th games)

Games, Passing Touchdown:

- 12 Archie Manning (1978, last 4 games; 1979, 1st to 9th game)

Games, None Intercepted:

- 3 Billy Kilmer (1969); Archie Manning (1971, 1973, 1978, 1979)

Passes, Completed:

- 15 Archie Manning (1979, 7th & 8th games)

Games, pass Reception:

- 79 Dan Abramowicz (1967-73)

Points, After Touchdown:

- 66 Charlie Durkee (1967-68, 1971)

Field Goals Made:

- 11 Rich Szaro (1976)

TEAM

Wins, Regular Season:

- 3 (1969, 1978, 1979, 1982)

Wins, Preseason:

- 5 (1967)

Losses, Regular Season:

- 14 (1980)

SAINTS ATTENDANCE

Year	COMBINED		HOME		ROAD	
	Total	Avg.	Total	Avg.	Total	Avg.
1967	890,405	63,600	528,242	75,463	362,163	51,738
1968	884,123	63,151	519,426	74,203	374,697	53,528
1969	921,972	65,855	521,133	74,447	400,839	57,262
1970	843,342	60,238	483,234	69,033	360,108	51,444
1971	932,267	66,590	550,578	78,654	381,589	54,512
1972	880,545	62,896	467,686	66,812	421,859	60,266
1973	839,914	59,993	451,566	64,509	388,348	55,478
1974	829,873	59,277	452,236	64,605	377,637	53,948
1975	767,274	56,805	396,439	56,634	370,935	52,990
1976	714,135	51,010	359,631	51,376	354,504	50,643
1977	665,989	47,570	334,502	47,786	321,487	45,927
1978	850,418	53,151	457,607	57,201	392,811	49,101
1979	939,148	58,697	495,260	61,907	443,915	55,489
1980	808,612	50,538	385,815	48,227	422,797	52,850
1981	891,207	55,700	440,708	55,089	450,499	55,700
1982	467,978	51,998	255,726	51,145	212,252	53,063
1983	896,678	56,042	529,878	66,235	366,800	45,850
1984	884,258	55,266	472,625	59,078	411,633	51,454

LARGEST HOME CROWD TULANE STADIUM

1967	83,437	vs.	Dallas, 11-12 (Lost—10-27)
		vs.	Atlanta, 11-26 (Won—27-24)
1968	84,728	vs.	Dallas, 11-3 (Lost—3-17)
1969	80,636	vs.	Baltimore, 10-19 (Lost—10-30)
1970	77,861	vs.	Los Angeles, 11-1 (Lost—17-30)
1971	83,130	vs.	Minnesota, 11-21 (Lost—10-23)
1972	70,793	vs.	Kansas City, 9-25 (Lost—17-20)
1973	74,770	vs.	Buffalo, 11-4 (Won—13-0)
1974	74,289	vs.	Miami, 11-10 (Lost—0-21)

SUPERDOME

1975	61,497	vs.	Minnesota, 11-16 (Lost—7-20)
1976	61,413	vs.	Dallas, 9-19 (lost—6-24)
1977	59,023	vs.	Los Angeles, 10-30 (Won—27-26)
1978	70,323	vs.	Atlanta, 11-12 (Lost—17-20)
1979	70,940	vs.	Atlanta, 9-2 (Lost—34-40)
1980	62,651	vs.	Atlanta, 10-19 (Lost—14-41)
1981	64,758	vs.	Pittsburgh, 10-4 (Lost—6-20)
1982	61,709	vs.	Tampa Bay, 12-5 (Lost—10-13)
1983	70,148	vs.	Los Angeles, 12-18 (Lost—24-26)
1984	66,652	vs.	Atlanta, 9-2 (Lost 28-36)

NOTE: Largest Superdome attendance was 72,434 for first preseason game of 1975 (Houston 13, New Orleans 7). Preseason attendance figures are unofficial.

LARGEST ROAD CROWD

1967	62,670	vs.	New York, 10-8 (Lost—21-27)
1968	71,025	vs.	Cleveland, 11-10 (Lost—17-35)
1969	68,282	vs.	Dallas, 11-9 (Lost—17-33)
1970	66,410	vs.	Los Angeles, 12-6 (Lost—16-34)
1971	73,610	vs.	Los Angeles, 12-5 (Lost—28-45)
1972	66,303	vs.	Los Angeles, 9-17 (Lost—14-34)
1973	70,358	vs.	Los Angeles, 11-11 (Lost—7-29)
1974	64,178	vs.	Los Angeles, 9-22 (Lost—0-24)
1975	60,771	vs.	Los Angeles, 10-26 (Lost—14-38)
1976	61,685	vs.	Seattle, 11-21 (Won—51-27)
1977	53,482	vs.	Philadelphia, 11-6 (Lost—7-28)
1978	57,920	vs.	Dallas, 11-19 (Lost—7-27)
1979	74,482	vs.	Denver, 11-4 (Lost—3-10)

1980	78,147	vs.	Detroit, 10-12 (Lost—13-24)
1981	76,059	vs.	Cleveland, 10-18 (Lost—17-20)
1982	64,506	vs.	Dallas, 12-19 (Lost—7-21)
1983	62,136	vs.	Dallas, 9-25 (Lost—20-21)
1984	63,739	vs.	N.Y. Giants, 12-15 (Won—10-3)

SAINTS MOST VALUABLE PLAYERS

1967—Dave Whitsell, safety	1976—Tony Galbreath, fullback
1968—Doug Atkins, defensive end	1977—Chuck Crist, safety
1969—Danny Abramowicz, receiver	1978—Archie Manning, quarterback
1970—Mike Tilleman, defensive tackle	1979—Chuck Muncie, halfback
1971—Jake Kupp, guard	1980—Archie Manning, quarterback
1972—Archie Manning, quarterback	1981—George Rogers, halfback
1973—Billy Newsome, defensive end	1982—Ken Stabler, quarterback
1974—John Didion, center	1983—Wayne Wilson, runningback
1975—Mike Strachan, halfback	1984—Hokie Gajan, fullback



1984 MVPs — Voted on by their teammates, 1984 Saints MVPs are: Bruce Clark (defense); Brian Hansen (special teams); Hokie Gajan (offense); and Tyrone Anthony (rookie of the year) pictured with O.A. (Bum) Phillips.

Saints Individual Records

SCORING

MOST POINTS

Lifetime	—	243	Charlie Durkee, 1967-68, 1971-72 (52 FG's, 87 PAT's)
Season	—	99	Tom Dempsey, 1969 (22 FG's, 33 PAT's)
Game	—	18	Walt Roberts vs. Philadelphia, 11-5-67 (3 TD's)
		18	Dan Abramowicz vs. San Francisco, 9-26-71 (3 TD's)
		18	Archie Manning vs. Chicago, 10-2-77 (3 TD's)
		18	Chuck Muncie vs. San Francisco, 11-11-79 (3 TD's)
		18	George Rogers at Los Angeles, 11-8-81 (3 TD's)
		18	Wayne Wilson vs. Atlanta, 1-2-83 (3 TD's)

MOST CONSECUTIVE GAMES SCORING

41	Charlie Durkee (first game 1967 through 14th game 1968; last 12 games 1971 through first game 1972.)
----	--

MOST TOUCHDOWNS

Lifetime	—	37	Dan Abramowicz, 1967-73
Season	—	13	George Rogers, 1981
Game	—	3	Walt Roberts vs. Philadelphia, 11-15-67
		3	Dan Abramowicz vs. San Francisco, 9-26-71
		3	Archie Manning vs. Chicago, 10-2-77
		3	Chuck Muncie vs. San Francisco, 11-11-79
		3	George Rogers at Los Angeles, 11-8-81
		3	Wayne Wilson vs. Atlanta, 1-2-83

MOST FIELD GOALS

Lifetime	—	52	Charlie Durkee, 1967-68; 1971-72 (101 Attempts)
Season	—	22	Tom Dempsey, 1969 (41 Attempts)
Game	—	6	Garó Yepremian, at Tampa Bay, 10-14-79 (6 Attempts)

LONGEST FIELD GOAL

63	Tom Dempsey vs. Detroit, 11-8-70 (NFL Record)
----	---

MOST POINTS AFTER TOUCHDOWN

Lifetime	—	87	Charlie Durkee, 1967-68; 1971-72 (88 Attempts)
Season	—	39	Garó Yepremian, 1979 (40 Attempts)
Game	—	6	Rich Szaro, at Seattle, 11-21-76 (6 Attempts)

MOST CONSECUTIVE POINTS AFTER TOUCHDOWN

66	Charlie Durkee, 1967-68, 1971
----	-------------------------------

MOST FIELD GOAL ATTEMPTS (One Game)

7	Tom Dempsey vs. Philadelphia, 11-30-69 (Made 4)
---	---

MOST CONSECUTIVE FIELD GOALS

11	Rich Szaro, 1976
----	------------------

RECEIVING

MOST PASSES CAUGHT

Lifetime	—	309	Dan Abramowicz, 1967-73
----------	---	-----	-------------------------

Season — 74 Tony Galbreath, 1978
 Game — 14 Tony Galbreath at Green Bay, 9-10-78

MOST TOUCHDOWNS PASSES CAUGHT

Lifetime — 37 Dan Abramowicz, 1967-73
 Season — 9 Henry Childs, 1977
 Game — 3 Dan Abramowicz vs. San Francisco, 9-26-71

MOST YARDS GAINED RECEIVING

Lifetime — 4,875 Dan Abramowicz, 1967-73
 Season — 1,069 Wes Chandler, 1979 (65 catches)
 Game — 205 Wes Chandler vs. Atlanta, 9-2-79 (6 catches)

LONGEST PASS RECEIVED

96 Walt Roberts from Billy Kilmer at Philadelphia, 11-19-67

PUNTING

MOST PUNTS

Lifetime — 447 Tom Blanchard, 1974-78 (41.3 Avg.)
 Season — 101 Tom Blanchard, 1976 (39.3 Avg.)
 Game — 12 Tom Blanchard vs. Minnesota, 11-16-75 (42.9 Avg.)

PASSING

MOST PASSES COMPLETED

Lifetime — 1,849 Archie Manning, 1971-82 (3,328 Attempts)
 Season — 309 Archie Manning, 1980 (509 Attempts)
 Game — 33 Archie Manning at Green Bay, 9-10-78

MOST PASSES ATTEMPTED

Lifetime — 3,335 Archie Manning, 1971-82 (Completed 1,848)
 Season — 509 Archie Manning, 1980 (Completed 309)
 Game — 53 Archie Manning at Green Bay, 9-10-78 (Completed 33)

MOST PASSES HAD INTERCEPTED

Lifetime — 156 Archie Manning, 1971-82 (3,328 Att., 1,848 Comp.)
 Season — 21 Archie Manning, 19729 (448 Att.)
 Game — 5 Archie Manning vs. Atlanta, 9-16-73 (13 Att.)
 5 Archie Manning vs. Los Angeles, 10-7-79 (32 Att.)

MOST YARDS GAINED PASSING

Lifetime — 21,734 Archie Manning, 1971-82 (3,328 Att., 1,848 Comp.)
 Season — 3,716 Archie Manning, 1980 (509 Att., 309 Comp.)
 Game — 377 Archie Manning at San Francisco, 12-7-80 (38 Att., 24 Comp.)

LONGEST TOUCHDOWN PASS

80 Bill Kilmer to Dan Abramowicz at Washington, 12-17-67

LONGEST NON-SCORING PASS

96 Bill Kilmer to Walt Roberts at Philadelphia, 11-19-67

MOST TOUCHDOWN PASSES

Lifetime — 115 Archie Manning, 1971-81

Season — 23 Archie Manning, 1980
 Game — 6 Bill Kilmer at St. Louis, 11-2-69

BEST PASSING PERCENTAGE

Lifetime — 57.2 Ken Stabler, 1982-84, (326 Comp., 500 Att.)
 Season — 61.9 Ken Stabler, 1982 (117 Comp., 189 Att.)
 Game — 78.6 Archie Manning at Tampa Bay, 10-14-79 (11 Comp., 14 Att.)

MOST TIMES THROWN ATTEMPTING TO PASS

Game — 9 Dave Wilson at San Francisco, 11-13-83

MOST YARDS LOST ATTEMPTING TO PASS

Game — 81 Archie Manning vs. San Diego, 10-9-77

RUSHING

MOST ATTEMPTS

Lifetime — 787 Chuck Muncie, 1976-80 (3,386 yds., 4.3 Avg.)
 Season — 995 George Rogers, 1981-84, (4,267 yds., 4.3 Avg.)
 Game — 378 George Rogers, 1981 (1,674 yds., 4.4 Avg.)
 34 Wayne Wilson vs. Miami, 10-2-83 (160 yds., 4.7 Avg.)

MOST YARDS GAINED

Lifetime — 4,267 George Rogers, 1981-84 (995 Att., 4.3 Avg.)
 Season — 1,674 George Rogers, 1981 (378 Att., 4.4 Avg.)
 Game — 206 George Rogers vs. St. Louis, 9-4-83 (24 Att., 8.6 Avg.)

LONGEST SCORING RUN FROM SCRIMMAGE

79 George Rogers vs. Cleveland, 10-18-81

LONGEST NON-SCORING RUN FROM SCRIMMAGE

73 George Rogers vs. Philadelphia, 10-11-81

BEST AVERAGE (100 or more Attempts)

Season — 6.0 Hokie Gajan, 1984 (Gained 615 yards, 102 Att.)

BEST AVERAGE (8 or more Attempts)

Game — 10.5 Tony Galbreath vs. K.C., 9-26-76

TOTAL OFFENSE

MOST RUNNING AND PASSING PLAYS

Game — 54 Archie Manning at Green Bay, 9-10-78
 54 Archie Manning vs. New England, 12-19-72

MOST TOTAL YARDS (does not include yds. lost attempting to pass)

Game — 381 Archie Manning at San Francisco, 12-7-80 (377 passing, 4 rushing)

BEST AVERAGE GAIN PER PLAY (10 or more plays)

Game — 13.0 Bill Kilmer at Philadelphia, 11-19-67 (12 plays for 156 yds.)

RETURNS, INTERCEPTIONS, RECOVERIES

MOST PUNT RETURNS

Lifetime	—	103	Jeff Groth, 1979-84 (887 yards)
Season	—	39	Jeff Groth, 1983 (275 yards)
Game	—	6	Pete Athas vs. Houston, 10-3-76 (161 yards)
		6	Jeff Groth at San Francisco, 9-27-81 (91 yards)
		6	Jeff Groth at Tampa Bay, 10-23-83 (43 yards)

MOST YARDS PUNTS RETURNED

Lifetime	—	887	Jeff Groth, 1979-84 (103 Returns)
Season	—	436	Jeff Groth, 1981 (37 Returns)
Game	—	161	Pete Athas vs. Houston, 10-3-76

LONGEST PUNT RETURN

		61	Pete Athas vs. Houston, 10-3-76
		61	Jitter Fields vs. St. Louis, 9-23-84

MOST KICKOFF RETURNS

Lifetime	—	124	Rich Mauti, 1977-83 (2,836 yards)
Season	—	43	Margene Adkins, 1972 (1,020 yards)
Game	—	6	Walt Roberts at Baltimore, 12-10-67 (123 yards)
		6	Rich Mauti vs. Atlanta, 10-19-80 (137 yards)
		6	Rich Mauti vs. Philadelphia, 9-16-79 (131 yards)
		6	Jimmy Rogers vs. Philadelphia, 11-9-80 (138 yards)
		6	Jimmy Rogers at San Francisco, 12-7-80 (127 yards)
		6	Jimmy Rogers vs. New England, 12-21-80 (118 yards)

MOST YARDS ON KICKOFF RETURNS

Lifetime	—	2,836	Rich Mauti, 1977-83 (124 Returns)
Season	—	1,020	Margene Adkins, 1972 (43 Returns)
Game	—	172	John Gilliam vs. Los Angeles, 9-17-67 (4 Returns)

LONGEST KICKOFF RETURN

		94	John Gilliam vs. Los Angeles, 9-17-67 (TD)
--	--	----	--

MOST PASS INTERCEPTIONS

Lifetime	—	36	Tommy Myers, 1972-82 (Returned 621 yards)
Season	—	10	Dave Whitsell, 1967 (Returned 178 yards)
Game	—	3	Tommy Myers vs. Minnesota, 9-3-78

MOST YARDS INTERCEPTION RETURNED

Lifetime	—	621	Tommy Myers, 1972-82 (36 Returns)
Season	—	178	Dave Whitsell, 1967 (10 Interceptions)
Game	—	151	Tommy Myers vs. Minnesota, 9-3-78 (3 Returns)

LONGEST INTERCEPTION RETURN

		97	Tommy Myers vs. Minnesota, 9-3-78 (TD)
--	--	----	--

MOST OPPONENTS' FUMBLES RECOVERED

Lifetime	—	10	Bob Pollard, 1971-76
Season	—	5	Joe Federspiel, 1975
		5	Maurice Spencer, 1976
Game	—	3	Maurice Spencer vs. Atlanta, 10-10-76

MOST TIMES FUMBLED

Lifetime	—	57	Archie Manning, 1971-75, 1977-82
Season	—	9	Archie Manning, 1972 and 1973
		9	Howard Stevens, 1973
Game	—	3	Bill Kilmer at St. Louis, 12-3-67
		3	Bill Kilmer vs. Cleveland, 10-12-69
		3	Howard Stevens at Dallas, 9-24-73

Saints Team Records

★ Records set as a result of the (1982) nine-game season.

OFFENSE

MOST YARDS GAINED

Season	—	5,627	1979
Game	—	519	at San Francisco, 12-7-80 (143 Rush, 376 Pass)

MOST YARDS GAINED RUSHING

Season	—	3,648	1980
Game	—	376	at San Francisco, 12-7-80

FEWEST YARDS GAINED (Total Offense)

Season	—	2,655	1982 ★
		3,189	1975
Game	—	60	vs. Minnesota, 11-16-75 (67 Rush, -7 Passing)

FEWEST YARDS GAINED RUSHING

Season	—	1,193	1967
Game	—	7	vs. San Francisco, 10-1-72

FEWEST YARDS GAINED PASSING

Season	—	1,398	1982 ★
		1,547	1975
Game	—	-15	at San Francisco, 10-21-73

MOST RUSHING ATTEMPTS

Season	—	595	1983
Game	—	55	at Atlanta, 10-20-74
		55	at San Francisco, 10-15-78

HIGHEST AVERAGE PER RUSH

Season	—	4.5	1979
Game	—	6.8	at K.C., 9-26-76
		6.8	vs. St. Louis, 9-4-83

MOST TOTAL PLAYS

Season	—	1,044	1984
Game	—	86	vs. Green Bay, 10-12-75

HIGHEST AVERAGE GAIN PER OFFENSIVE PLAY

Season	—	5.7	1979
Game	—	8.1	vs. Atlanta, 9-2-79

FIRST DOWN

MOST FIRST DOWNS

Season	—	315	1979
Game	—	32	vs. Atlanta, 01-02-83

FEWEST FIRST DOWNS

Season	—	173	1982 ★
		183	1970

Game — 2 at San Francisco, 10-21-73

MOST FIRST DOWNS RUSHING

Season — 160 1979
Game — 19 at Seattle, 11-21-76

MOST FIRST DOWNS PASSING

Season — 183 1980
Game — 18 vs. Tampa Bay, 12-05-82

MOST FIRST DOWNS BY PENALTIES

Season — 31 1969 and 1971
Game — 5 5 Times (last time at S.F., 9-16-84)

SCORING

MOST POINTS

Season — 370 1979
Game — 51 at Seattle, 11-21-76
51 at St. Louis, 11-2-69
Half — 42 at Tampa Bay, 10-14-79
Quarter — 28 at Seattle, 11-21-76
28 vs. Oakland, 12-3-79

MOST TOUCHDOWNS

Season — 46 1979
Game — 6 at St. Louis, 11-2-69
6 at Seattle, 11-21-76
6 at Chicago, 10-2-77
6 at Tampa Bay, 10-14-79

MOST POINTS AFTER TOUCHDOWN

Season — 44 1979
Game — 6 at Seattle, 11-21-76
6 at Chicago, 10-2-77
6 at Tampa Bay, 10-14-79

MOST TOUCHDOWNS RUSHING

Season — 28 1979
Game — 5 at Tampa Bay, 10-14-79

MOST TOUCHDOWNS PASSING

Season — 26 1980 (566 Attempts)
Game — 6 at St. Louis, 11-2-69

MOST FIELD GOALS

Season — 22 1969
Game — 5 vs. Green Bay (Mil.) 11-28-71

LARGEST MARGIN OF VICTORY

Game — 30 Saints 30, Atlanta 0, 10-10-76

MOST CONSECUTIVE GAMES SCORING

43 (First game 1967 through first game 1970)

FEWEST POINTS SCORED

Season — 129 1982 ★
163 1973

LONGEST WINNING STREAK

Game — 3 1969 (Began with 25-24 win over New York Giants, 11-16-69 and ended with 45-17 loss to Atlanta, 12-7-69); 1978 (Began with 14-7 win over San Francisco 10-15-78 and ended with 20-14 loss to Pittsburgh, 11-5-78); and 1979 (Began with 42-14 win at Tampa Bay, 10-14-79, and ended with 10-3 loss at Denver, 11-4-79); 1982 (Began with 10-0 win at Chicago 9-19-82 and ended with 13-10 loss vs. Tampa Bay 12-5-82).

LONGEST LOSING STREAK

14 (First games of 1980)

PASSING

MOST PASSES COMPLETED

Season — 334 1980 (566 Attempts)
Game — 33 vs. Green Bay, 9-10-78 (53 Attempts)

MOST PASSES ATTEMPTED

Season — 566 1980 (334 Completions)
Game — 53 at Green Bay, 9-10-78 (33 Completions)

BEST COMPLETION PERCENTAGE (10 or more passes)

Season — .614 1978 (479 Attempts, 294 Completions)
Game — .800 at Tampa Bay, 10-14-79 (12 of 15)

FEWEST PASSES COMPLETED

Season — 137 1982 ★
Game — 163 1973
2 at San Francisco, 10-15-78

FEWEST PASSES ATTEMPTED

Season — 248 1982 ★
Game — 321 1977
4 at San Francisco, 10-15-78 (2 Completions)

LOWEST COMPLETION PERCENTAGE

Season — .462 1975 (392 Attempts, 181 Completions)

MOST PASSES HAD INTERCEPTED

Season — 29 1968 (439 Attempts)
Game — 6 vs. Atlanta, 9-16-73 (24 Attempts)

MOST TIMES SAINTS PASSERS THROWN FOR LOSSES

Season — 53 1975
Game — 9 vs. Los Angeles, 10-24-76
9 at San Francisco, 11-13-83

MOST YARDS LOST ATTEMPTING TO PASS

Season — 416 1975
Game — 81 vs. San Diego, 10-9-77

INTERCEPTIONS

MOST PASSES INTERCEPTED

Season — 26 1979

Game — 4 vs. Pittsburgh, 10-29-67; vs. Philadelphia, 11-30-69; vs. Chicago, 12-20-70; at Baltimore, 9-30-73; vs. Minnesota, 9-3-78; vs. Detroit, 10-21-79; at Los Angeles, 11-8-81; at Dallas, 9-25-83

FEWEST PASSES INTERCEPTED

Season — 9 1982 ★
12 1976, 1980

MOST YARDS INTERCEPTIONS RETURNED

Season — 412 1983 (23 Returns)
Game — 176 vs. Minnesota, 9-3-78 (4 Interceptions)

FUMBLES

MOST FUMBLES

Season — 40 1981
Game — 7 at Los Angeles, 11-8-81

FEWEST FUMBLES

Season — 17 1982 ★
19 1968

MOST OPPONENTS' FUMBLES RECOVERED

Season — 27 1976
Game — 5 vs. Dallas, 11-3-68; vs. Cleveland, 12-12-71; at Atlanta, 11-25-79

MOST FUMBLES LOST

Game — 4 vs. Minnesota, 10-13-68

PUNT RETURNS

MOST PUNT RETURNS

Game — 6 vs. Houston, 10-3-76
at San Francisco, 9-27-81
at Tampa Bay, 10-23-83

MOST YARDS PUNTS RETURNED

Games — 161 vs. Houston, 10-3-76 (6 Returns)

KICKOFF RETURNS

MOST KICKOFF RETURNS

Game — 9 at Philadelphia, 11-19-67 (231 yards)
9 vs. San Francisco, 10-1-72 (201 yards)

MOST YARDS KICKOFFS RETURNED

Game — 231 at Philadelphia, 11-19-67 (Returns)

PUNTING

MOST PUNTS

Season — 101 1976
Game — 12 vs. Minnesota, 11-16-75

FEWEST PUNTS

Season — 46 1982 ★
Game — 0 vs. Atlanta, 1-2-83

PENALTIES

MOST PENALTIES

Season — 112 1978 (1044 yards)
Game — 14 vs. Minnesota, 9-3-78 (132 yards)
vs. St. Louis, 9-4-83 (101 yards)

MOST YARDS PENALIZED

Season — 1,044 1978 (112 Penalties)
Game — 142 at New York, 10-6-68 (12 Penalties)

FEWEST PENALTIES

Season — 58 1973 (516 yards)
Game — 1 Eight Times (Last time at L.A. Rams, 12-2-84)

FEWEST YARDS PENALIZED

Season — 514 1982 (64 Penalties)
515 1973 (58 Penalties)

DEFENSE

MOST POINTS ALLOWED

Season — 487 1980
Game — 62 Atlanta 62 at Saints, 7, 9-16-73
Half — 38 vs. Atlanta, 9-16-73
Quarter — 28 at Philadelphia, 11-19-67; at Chicago, 10-10-71; vs. Los Angeles, 10-7-79

FEWEST POINTS ALLOWED

Season — 160 1982 ★
263 1974
Game — 0 Buffalo at Saints 13, 11-4-73; St. Louis at Saints 14, 12-8-74; Atlanta at Saints 30, 10-10-76; Saints 10 at Chicago, 9-19-82

MOST YARDS ALLOWED

Season — 6,218 1980
Game — 552 vs. Atlanta, 9-2-79

FEWEST YARDS ALLOWED

Season — 2,607 1982 ★
3,795 1974

Game	—	133	at Houston, 9-30-84
MOST YARDS ALLOWED RUSHING			
Season	—	3,106	1980
Game	—	340	vs. Los Angeles, 11-25-73
FEWEST YARDS ALLOWED RUSHING			
Season	—	974	1982 ★
		1,758	1974
Game	—	24	vs. Washington, 10-28-73
FEWEST RUSHES ATTEMPTED			
Season	—	255	1982 ★
		419	1969
Game	—	14	vs. Philadelphia, 11-30-69 (90 yards)
LOWEST YIELD — YARDS PER RUSH			
Season	—	3.8	1975, 1982
Game	—	1.3	vs. Washington, 10-28-73
MOST YARDS ALLOWED PASSING			
Season	—	3,183	1969
Game	—	391	at Seattle, 11-18-79
FEWEST YARDS ALLOWED PASSING			
Season	—	1,633	1982 ★
		1,893	1977
Game	—	16	at New England, 12-4-83
FEWEST PASSES ATTEMPTED			
Season	—	245	1982 (149 Completions) ★
		333	1971 (175 Completions)
Game	—	12	vs. Oakland, 11-7-71 (6 Completions)
		12	vs. St. Louis, 9-4-83 (7 Completions)
FEWEST COMPLETIONS ALLOWED			
Season	—	149	1982 (245 Attempts) ★
		152	1968 (366 Attempts)
Game	—	3	at New England, 12-4-83 (10 Attempts)
LOWEST PCT. OPPONENTS' PASSES COMPLETED			
Season	—	41.8	1968 (153 of 366)
Game	—	.250	vs. Chicago, 12-1-68 (5 of 20)
MOST TIMES TACKLED OPPONENTS' PASSER			
Season	—	56	1983
Game	—	8	vs. Chicago, 9-18-83 (73 yards)
MOST YARDS LOST BY OPPONENTS' PASSER			
Season	—	437	1983 (56 Sacks)
Game	—	73	vs. Chicago, 9-18-83 (8 Sacks)
FEWEST TIMES TACKLED OPPONENTS' PASSER			
Season	—	17	1970 (136 Yards)
FEWEST YARDS LOST BY OPPONENTS' PASSER			
Season	—	136	1970 (17 Sacks)
FEWEST OFFENSIVE PLAYS (Rush and Pass)			
Season	—	531	1982 ★
		823	1969
Game	—	45	at Philadelphia, 12-8-68
GREATEST MARGIN OF DEFEAT			
		55	Atlanta 62, at Saints 7, 9-16-73

OPPONENTS INDIVIDUAL RECORDS

TOTAL OFFENSE		MOST TOUCHDOWNS
MOST TOTAL PLAYS		4, Dave Williams, St. Louis 11-2-69
51,	Jack Concannon, Chicago, 12-20-70	PUNTING
MOST YARDS GAINED		MOST PUNTS
389,	Fran Tarkenton, New York, 10-8-67	10, John James, Atlanta, 10-24-74
MOST YARDS PER PLAY (10 or More Plays)		BEST AVERAGE (5 or More)
11.7,	Bart Starr, Green Bay, 11-17-68	Ron Wildby, Dallas, 11-3-68
RUSHING		LONGEST PUNT
MOST RUSHES		87, Dave Finzer, Chicago, 10-7-84
35,	Gerald Riggs, Atlanta, 9-2-84	PUNT RETURNS
MOST YARDS GAINED		MOST RETURNS
247,	Willie Ellison, Los Angeles, 12-5-71	10, Mike Nelms, Washington, 12-26-82
MOST YARDS PER RUSH (8 or More Carries)		MOST YARDS RETURNED
11.0,	Terry Bradshaw, 11-25-74 (99 yards, 9 Carries)	143, Chuck Latourette, St. Louis, 9-29-68
LONGEST SCORING RUN		KICKOFF RETURNS
80,	Willie Ellison, Los Angeles, 12-5-71	MOST KICKOFF RETURNS
LONGEST NON-SCORING RUN		7, Dennis Pearson, Atlanta, 9-2-79
66,	Eric Dickerson, L.A. Rams, 10-14-84	MOST YARDS RETURNED
PASSING		189, Dave Hampton, Green Bay, 11-28-71
MOST ATTEMPTS		LONGEST RETURN
50,	Jack Concannon, Chicago, 12-20-70	105, Travis Williams, Los Angeles, 12-5-71
MOST COMPLETIONS		SCORING
28,	Fran Tarkenton, Minnesota, 9-3-78	MOST FIELD GOALS
28,	Phil Simms, New York Giants, 9-20-81	6, Bobby Howfield, New York Jets, 12-3-72
MOST HAD INTERCEPTED		6, Ray Wersching, San Francisco, 10-16-83
4,	Kent Nix, Pittsburgh, 10-29-67	MOST TOUCHDOWNS
4,	Norm Snead, Philadelphia, 11-30-69	4, Dave Williams, St. Louis, 11-2-69
4,	Fran Tarkenton, Minnesota, 9-3-78	LONGEST FIELD GOAL
4,	Dan Pastorini, Los Angeles, 11-8-81	55, Joe Danelo, New York Giants, 9-20-81
MOST YARDS GAINED		52, Ray Wersching, San Francisco, 10-16-83
384,	Jim Zorn, at Seattle, 11-18-79	52, Mark Moseley, Washington, 10-26-80
BEST PERCENTAGE		51, Bill Capece, Tampa Bay, 11-29-81
90.9,	Scott Hunter, Atlanta, 10-31-76 (10 of 11)	MOST POINTS
MOST TOUCHDOWNS		24, Dave Williams, St. Louis, 11-2-69
6,	Charley Johnson, St. Louis, 11-2-69	INTERCEPTIONS
LONGEST SCORING PASS		MOST INTERCEPTIONS
88,	Bob Berry to Harmon Wages, Atlanta 12-7-69	3, Pat Thomas, Los Angeles, 10-7-79
LONGEST NON-SCORING PASS		MOST YARDS RETURNED
84,	Bob Berry to Ken Burrow, Atlanta, 12-19-72	93, Ross Fichtner, Cleveland, 10-1-67
PASS RECEIVING		LONGEST RETURN
MOST RECEPTIONS		88, Ross Fichtner, Cleveland, 10-1-67#
12,	Rickey Young, Minnesota, 9-3-78	69, Jeremiah Castille, Tampa Bay, 10-23-83
MOST YARDS GAINED		64, Lem Barney, Detroit, 11-19-72
190,	Ken Burrow, Atlanta, 12-19-71	#Lateral from Erich Barnes

OPPONENTS TEAM RECORDS

SCORING

MOST POINTS SCORED

62, Atlanta, 9-16-73

TOTAL OFFENSE

MOST RUSHING AND PASSING PLAYS

87, vs. Atlanta, 9-2-79

MOST YARDS

552, vs. Atlanta, 9-2-79

BEST AVERAGE GAIN

8.1, at St. Louis, 11-2-69

RUSHING OFFENSE

MOST RUSHES

62, vs. St. Louis, 10-4-80

MOST YARDS

340, vs. Los Angeles, 11-25-73

BEST AVERAGE GAIN

7.53, at Los Angeles, 12-5-71

PASSING OFFENSE

MOST ATTEMPTS

51, Chicago, 12-20-70

MOST COMPLETIONS

28, vs. Minnesota, 9-3-78

28, at New York Giants, 9-20-81

MOST HAD INTERCEPTED

4, Eight Times (Last Time at Dallas, 9-25-83)

MOST YARDS GAINED

374, at St. Louis, 11-2-69

BEST PERCENTAGE

.905, vs. Green Bay, 12-13-81 (19 of 21)

MOST TOUCHDOWNS

6, at St. Louis, 11-2-69

FIRST DOWNS

MOST FIRST DOWNS

35, vs. Atlanta, 9-2-79

MOST RUSHING

23, vs. St. Louis, 10-4-80

MOST PASSING

22, at San Francisco, 11-13-83

MOST BY PENALTIES

5, at New York Giants, 10-6-68

5, at Los Angeles, 12-5-71

PUNTING

MOST PUNTS

10, at Atlanta, 10-20-74

BEST AVERAGE

53.4, Dallas, 1-3-68

PUNT RETURNS

MOST RETURNS

10, Washington, 12-26-82

MOST YARDS RETURNED

143, St. Louis, 9-29-68

KICKOFF RETURNS

MOST RETURNS

8, Washington, 9-22-68; vs. Atlanta 9-2-79

MOST YARDS RETURNED

190, at San Francisco, 10-22-67

FUMBLES

MOST FUMBLES

7, Cleveland, 12-21-71; at Los Angeles, 12-16-79

MOST FUMBLES LOST TO NEW ORLEANS

5, Three Times (Last Time, Atlanta, 10-15-72)

PENALTIES

MOST PENALTIES

14, at Los Angeles, 12-5-71

14, vs. Atlanta, 9-2-84

MOST YARDS PENALIZED

195, Pittsburgh, 11-25-74

MOST TOUCHDOWNS

12, New Orleans 6 at St. Louis 6, 11-2-69

FUMBLES

MOST FUMBLES

10, Cleveland 7 at New Orleans 3, 12-21-71

MOST FUMBLES LOST

8, Cleveland 5 at New Orleans 3, 12-12-71

PENALTIES

MOST YARDS PENALIZED

218, at New Orleans 75, Atlanta 143, 9-2-84

FEWEST YARDS PENALIZED

15, New Orleans 5 vs. Dallas 10, 9-28-69

FIRST DOWNS

MOST FIRST DOWNS

58, New Orleans 23 vs. Atlanta 35, 9-2-79

FEWEST FIRST DOWNS

20, New Orleans 8, Minnesota 12, 9-12-70

DEFENSIVE RECORDS

FEWEST POINTS SCORED

7, New England 7, New Orleans 0, 12-4-83

FEWEST YARDS — TOTAL OFFENSE

379, San Francisco 295, New Orleans 84, 10-1-72

FEWEST YARDS RUSHING OFFENSE

133, San Francisco 126, New Orleans 7, 10-1-72

FEWEST YARDS PASSING OFFENSE

87, Atlanta 63, at New Orleans 24, 9-29-74

SUPER BOWL RESULTS

1966—Green Bay 35, Kansas City 10 at Los Angeles, Calif.

1967—Green Bay 33, Oakland 14 at Miami, Fla.

1968—New York Jets 16, Baltimore 7 at Miami, Fla.

1969—Kansas City 23, Minnesota 7 at NEW ORLEANS, LA.

1970—Baltimore 16, Dallas 13 at Miami, Fla.

1971—Dallas 24, Miami 3 at NEW ORLEANS, LA.

1972—Miami 14, Washington 7 at Los Angeles, Calif.

1973—Miami 24, Minnesota 7 at Houston, Tex.

1974—Pittsburgh 16, Minnesota 6 at NEW ORLEANS, LA.

1975—Pittsburgh 21, Dallas 17 at Miami, Fla.

1976—Oakland 32, Minnesota 14 at Pasadena, Calif.

1977—Dallas 27, Denver 10 at NEW ORLEANS, LA.

1978—Pittsburgh 35, Dallas 31 at Miami, Fla.

1979—Pittsburgh 31, Los Angeles Rams 19 at Pasadena, Calif.

1980—Oakland 27, Philadelphia 10 at NEW ORLEANS, LA.

1981—San Francisco 26, Cincinnati 21 at Pontiac, Mich.

1982—Washington 27, Miami 17 at Pasadena, Calif.

1983—L.A. Raiders 38, Washington 9 at Tampa, Fla.

1984—San Francisco 38, Miami 16 at Palo Alto, Calif.

TWO-TEAM RECORDS

SCORING

93, New Orleans 51, at St. Louis 42, 11-2-69

RUSHING OFFENSE

MOST RUSHES

86, New Orleans 39, at Atlanta 47, 12-16-73

PASSING OFFENSE

719, New Orleans 374 at St. Louis 345, 11-2-69

MOST PASSES ATTEMPTED

82, New Orleans 46 at Philadelphia 36, 10-20-69

82, New Orleans 31, Chicago 51, 12-20-70

MOST PASSES COMPLETED

49, New Orleans 28, Philadelphia 21, 11-9-80

MOST HAD INTERCEPTED

8, New Orleans 4, Chicago 4, 12-20-70

NFL DIRECTORY

COMMISSIONER'S OFFICE

PETE ROZELLE	Commissioner
JAY MOYER	Executive Vice-President/Counsel
JOHN SCHOEMER	Treasurer
DON WEISS	Executive Director
JOE RHEIN	Director of Administration
JOE BROWNE	Director of Communications
JAN VAN DUSER	Director of Operations
VAL PINCHBECK	Director of Broadcasting
JIM HEFFERNAN	Director of Public Relations
WARREN WELSH	Director of Security
CHARLES JACKSON	Assistant Director of Security
JOEL BUSSERT	Director of Player Personnel
ART MCNALLY	Supervisor of Officials
JACK READER	Assistant Director of Officials
NICK SKORICH	Assistant Director of Officials
JIM STEEG	Director of Special Events
SUSAN MCCANN	Assistant Director of Special Events
JIM NOEL	Assistant Counsel
TOM SULLIVAN	Controller
MEL BLOUNT	Director of Player Relations

AMERICAN FOOTBALL CONFERENCE

LAMAR HUNT	President
AL WARD	Assistant to the President
PETE ABITANTE	Director of Information

NATIONAL FOOTBALL CONFERENCE

WELLINGTON MARA	President
BILL GRANHOLM	Assistant to the President
DICK MAXWELL	Director of Information

ME-ODOLOGY

The Saints, in cooperation with New Orleans Public Schools and the Archdiocesan School System, will introduce Me-ology into area schools in 1985. Directed toward sixth and ninth-graders, the program will deal in total physical health, drug use in particular. Classes will be taught on a regular basis. The program will be supplemented with visits by Saints players and incentives for students to succeed in the program. Me-ology is sponsored by managing general partner Tom Benson and the Saints at a cost of \$75,000 for two school years.

NFL 1984 STANDINGS

AFC

EASTERN DIVISION

	W	L	T	Pct.	Pts.	OP
**Miami	14	2	0	.875	513	298
New England	9	7	0	.563	362	352
N.Y. Jets	7	9	0	.438	332	364
Indianapolis	4	12	0	.250	239	414
Buffalo	2	14	0	.125	250	454

CENTRAL DIVISION

**Pittsburgh	9	7	0	.563	387	310
Cincinnati	8	8	0	.500	339	339
Cleveland	5	11	0	.313	250	297
Houston	3	13	0	.188	240	437

WESTERN DIVISION

**Denver	13	3	0	.813	353	241
*Seattle	12	4	0	.750	418	282
*L.A. Raiders	11	5	0	.688	368	278
Kansas City	8	8	0	.500	314	324
San Diego	7	9	0	.438	394	413

NFC

EASTERN DIVISION

	W	L	T	Pct.	Pts.	OP
**Washington	11	5	0	.688	426	310
*N.Y. Giants	9	7	0	.563	299	301
St. Louis	9	7	0	.563	423	345
Dallas	9	7	0	.563	308	308
Philadelphia	6	9	1	.406	278	320

CENTRAL DIVISION

**Chicago	10	6	0	.625	325	248
Green Bay	8	8	0	.500	390	309
Detroit	4	11	1	.281	283	408
Tampa Bay	6	10	0	.375	335	380
Minnesota	3	13	0	.188	276	484

WESTERN DIVISION

**San Francisco	15	1	0	.938	475	227
*L.A. Rams	10	6	0	.625	346	316
New Orleans	7	9	0	.438	298	361
Atlanta	4	12	0	.250	281	382

**Division Champion

*Wild Card Playoff Team

1984 NFL POSTSEASON GAMES

(Home Team in CAPS)

WILD CARD GAMES

SEATTLE 13, Los Angeles Raiders 7 (62,049) New York Giants 16, LOS ANGELES RAMS 13 (67,037)

DIVISIONAL PLAYOFFS

MIAMI 31, Seattle 10 (73,469) SAN FRANCISCO 21, New York Giants 10 (60,303)
Pittsburgh 24, DENVER 17 (74,981) Chicago 23, WASHINGTON 19 (55,431)

CONFERENCE CHAMPIONSHIPS

MIAMI 45, Pittsburgh 28 (76,029) SAN FRANCISCO 23, Chicago 0 (61,040)

SUPER BOWL XVII at Stanford Stadium, Palo Alto, California

SAN FRANCISCO 38, Miami 16 (84,059)

AFC-NFC Pro Bowl at Honolulu, Hawaii

AFC 22, NFC 14 (50,385)

RULE CHANGES, 1985

These are the changes in playing rules made by NFL owners and head coaches for the 1985 season:

1. Clarified the general rule regarding pass interference and made the exceptions involving incidental contact more specific.
2. Amended the signal for fair catch of a punt or kickoff. Players signaling for a fair catch must now fully extend one arm above the head and wave from side to side.
3. Decreed that when a player slides to the ground feet first deliberately, the play will be declared dead at the initial spot the player contacts the ground, eliminating the requirement that the ball carrier be touched by an opponent to end the play.
4. Clearly prohibited running forward and leaping in an obvious attempt to block a field goal or point after touchdown try at or near the line of scrimmage when the ball is snapped.
5. Decreed that a play shall be declared dead whenever a quarterback kneels or simulates kneeling on the ground during the last two minutes of each half.
6. Shortened the length of a timeout during the last two minutes of each half from 90 to 60 seconds.
7. Changed clock procedure following penalties. The game clock will start with the referee's ready for play signal following all penalties on which the clock would have continued running had there been no penalty. The rule will not apply inside the final two minutes of each half.

1985 NFL PRESEASON SCHEDULE

SATURDAY, AUGUST 3

Hall of Fame Game

Houston (AFC) vs. New York Giants (NFC)

Canton, Ohio 2:30 p.m.

FIRST WEEK

FRIDAY, AUGUST 9

Chicago at St. Louis 7:30 p.m.

SATURDAY, AUGUST 10

Buffalo at Detroit 8:00 p.m.

Cleveland at San Diego 6:00 p.m.

Green Bay at Dallas 8:00 p.m.

Houston at Los Angeles Rams 7:00 p.m.

Kansas City at Cincinnati 7:00 p.m.

Minnesota at Miami 8:00 p.m.

New Orleans at New England 3:30 p.m.

New York Giants at Denver 7:00 p.m.

Philadelphia at New York Jets 8:30 p.m.

Pittsburgh at Tampa Bay 8:00 p.m.

San Francisco at Los Angeles

Raiders 6:00 p.m.

Seattle at Indianapolis 7:30 p.m.

Washington at Atlanta 8:00 p.m.

SECOND WEEK

THURSDAY, AUGUST 15

St. Louis at Los Angeles Rams 7:00 p.m.

FRIDAY, AUGUST 16

Detroit at Seattle 7:30 p.m.

SATURDAY, AUGUST 17

Atlanta at Tampa Bay 8:00 p.m.

Buffalo at Miami 8:00 p.m.

Dallas at San Diego (CBS-TV) 6:00 p.m.

Green Bay at New York Giants 8:00 p.m.

Houston at New Orleans 7:00 p.m.

Indianapolis at Chicago 6:00 p.m.

New England at Kansas City 7:30 p.m.

New York Jets at Cincinnati 7:00 p.m.

Philadelphia at Cleveland 7:30 p.m.

Pittsburgh at Minnesota 7:00 p.m.

SUNDAY, AUGUST 18

Washington at Los Angeles Raiders

(NBC-TV) 1:00 p.m.

MONDAY, AUGUST 19

Denver at San Francisco (ABC-TV) 6:00 p.m.

THIRD WEEK

FRIDAY, AUGUST 23

New England at Washington 8:00 p.m.

Cincinnati at Detroit 8:00 p.m.

Los Angeles Rams vs. Philadelphia at

Columbus, Ohio 7:30 p.m.

Pittsburgh at St. Louis 7:30 p.m.

SATURDAY, AUGUST 24

Atlanta vs. Green Bay at Milwaukee 7:00 p.m.

Cleveland at Buffalo 6:00 p.m.

Indianapolis at Denver 7:00 p.m.

Kansas City at Houston 8:00 p.m.

Miami at Los Angeles Raiders

(NBC-TV) 6:00 p.m.

New York Jets at New York Giants 8:00 p.m.

Tampa Bay at New Orleans 7:00 p.m.

San Diego at San Francisco

(CBS-TV) 12:00 p.m.

Seattle at Minnesota 7:00 p.m.

MONDAY, AUGUST 26

Chicago at Dallas (ABC-TV) 7:00 p.m.

FOURTH WEEK

THURSDAY, AUGUST 29

Detroit at Philadelphia 7:30 p.m.

FRIDAY, AUGUST 30

Cincinnati at Indianapolis 7:30 p.m.

Los Angeles Raiders at Cleveland 7:30 p.m.

Miami at Atlanta 8:00 p.m.

Minnesota at Denver 7:00 p.m.

New Orleans at San Diego 7:00 p.m.

New York Giants at Pittsburgh 7:30 p.m.

San Francisco at Seattle (NBC-TV) 6:00 p.m.

Washington at Tampa Bay 8:00 p.m.

SATURDAY, AUGUST 31

Buffalo at Chicago 6:00 p.m.

Houston at Dallas (CBS-TV) 8:00 p.m.

New England at Los Angeles Rams 7:00 p.m.

New York Jets at Green Bay 7:00 p.m.

St. Louis at Kansas City 7:30 p.m.

1985 NFL SCHEDULE

(All Times Local)

SUNDAY, SEPTEMBER 8 (First Weekend)**

Denver at Los Angeles Rams	1:00
Detroit at Atlanta	1:00
Green Bay at New England	1:00
Indianapolis at Pittsburgh	1:00
Kansas City at New Orleans	12:00
Miami at Houston	12:00
New York Jets at Los Angeles Raiders	1:00
Philadelphia at New York Giants	1:00
St. Louis at Cleveland	1:00
San Diego at Buffalo	4:00
San Francisco at Minnesota	12:00
Seattle at Cincinnati	1:00
Tampa Bay at Chicago	12:00

MONDAY, SEPTEMBER 9

Washington at Dallas	8:00
----------------------	------

THURSDAY, SEPTEMBER 12 (Second Weekend)*

Los Angeles Raiders at Kansas City	7:00
------------------------------------	------

SUNDAY, SEPTEMBER 15

Atlanta at San Francisco	1:00
Buffalo at New York Jets	1:00
Cincinnati at St. Louis	12:00
Dallas at Detroit	1:00
Houston at Washington	1:00
Indianapolis at Miami	4:00
Los Angeles Rams at Philadelphia	1:00
Minnesota at Tampa Bay	4:00
New England at Chicago	12:00
New Orleans at Denver	2:00
New York Giants at Green Bay	3:00
Seattle at San Diego	1:00

MONDAY, SEPTEMBER 16

Pittsburgh at Cleveland	9:00
-------------------------	------

THURSDAY, SEPTEMBER 19 (Third Weekend)*

Chicago at Minnesota	7:00
----------------------	------

SUNDAY, SEPTEMBER 22

Cleveland at Dallas	12:00
Denver at Atlanta	1:00
Detroit at Indianapolis	12:00
Houston at Pittsburgh	1:00
Kansas City at Miami	4:00
New England at Buffalo	1:00
New York Jets vs. Green Bay at Milwaukee	3:00
Philadelphia at Washington	1:00
St. Louis at New York Giants	1:00
San Diego at Cincinnati	1:00
San Francisco at Los Angeles Raiders	1:00
Tampa Bay at New Orleans	12:00

MONDAY, SEPTEMBER 23

Los Angeles Rams at Seattle	6:00
-----------------------------	------

SUNDAY, SEPTEMBER 29 (Fourth Weekend)**

Atlanta at Los Angeles Rams	1:00
Cleveland at San Diego	1:00
Dallas at Houston	12:00
Green Bay at St. Louis	12:00
Indianapolis at New York Jets	4:00
Los Angeles Raiders at New England	1:00
Miami at Denver	2:00
Minnesota at Buffalo	1:00
New Orleans at San Francisco	1:00
New York Giants at Philadelphia	1:00
Seattle at Kansas City	12:00
Tampa Bay at Detroit	1:00
Washington at Chicago	12:00

MONDAY, SEPTEMBER 30

Cincinnati at Pittsburgh	9:00
--------------------------	------

SUNDAY, OCTOBER 6

Buffalo at Indianapolis	12:00
Chicago at Tampa Bay	1:00
Dallas at New York Giants	8:00
Detroit at Green Bay	12:00
Houston at Denver	2:00
Kansas City at Los Angeles Raiders	1:00
Minnesota at Los Angeles Rams	1:00
New England at Cleveland	1:00
New York Jets at Cincinnati	4:00
Philadelphia at New Orleans	12:00
Pittsburgh at Miami	1:00
San Diego at Seattle	1:00
San Francisco at Atlanta	1:00

MONDAY, OCTOBER 7

St. Louis at Washington	9:00
-------------------------	------

SUNDAY, OCTOBER 13 (Sixth Weekend)*

Atlanta at Seattle	1:00
Buffalo at New England	1:00
Chicago at San Francisco	1:00
Cleveland at Houston	12:00
Denver at Indianapolis	12:00
Detroit at Washington	1:00
Kansas City at San Diego	1:00
Los Angeles Rams at Tampa Bay	1:00
Minnesota vs. Green Bay at Milwaukee	12:00
New Orleans at Los Angeles Raiders	1:00
New York Giants at Cincinnati	1:00
Philadelphia at St. Louis	12:00
Pittsburgh at Dallas	12:00

MONDAY, OCTOBER 14 (Seventh Weekend)**

Miami at New York Jets	9:00
------------------------	------

SUNDAY, OCTOBER 20 (Seventh Weekend)**

Cincinnati at Houston	12:00
Dallas at Philadelphia	1:00
Indianapolis at Buffalo	1:00
Los Angeles Raiders at Cleveland	1:00
Los Angeles Rams at Kansas City	12:00
New Orleans at Atlanta	1:00
New York Jets at New England	4:00
St. Louis at Pittsburgh	1:00
San Diego at Minnesota	12:00
San Francisco at Detroit	1:00
Seattle at Denver	2:00
Tampa Bay at Miami	4:00
Washington at New York Giants	1:00

MONDAY, OCTOBER 21

Green Bay at Chicago	8:00
----------------------	------

SUNDAY, OCTOBER 27 (Eighth Weekend)*

Atlanta at Dallas	12:00
Buffalo at Philadelphia	1:00
Denver at Kansas City	12:00
Green Bay at Indianapolis	1:00
Houston at St. Louis	12:00
Miami at Detroit	1:00
Minnesota at Chicago	12:00
New England at Tampa Bay	1:00
New York Giants at New Orleans	3:00
Pittsburgh at Cincinnati	4:00
San Francisco at Los Angeles Rams	1:00
Seattle at New York Jets	1:00
Washington at Cleveland	1:00

MONDAY, OCTOBER 28

San Diego at Los Angeles Raiders	6:00
----------------------------------	------

SUNDAY, NOVEMBER 3 (Ninth Weekend)**

Chicago at Green Bay	12:00
Cincinnati at Buffalo	1:00
Cleveland at Pittsburgh	1:00
Denver at San Diego	1:00
Detroit at Minnesota	12:00
Kansas City at Houston	12:00
Los Angeles Raiders at Seattle	1:00
Miami at New England	1:00
New Orleans at Los Angeles Rams	1:00
New York Jets at Indianapolis	4:00
Philadelphia at San Francisco	1:00
Tampa Bay at New York Giants	1:00
Washington at Atlanta	1:00

MONDAY, NOVEMBER 4

Dallas at St. Louis	8:00
---------------------	------

SUNDAY, NOVEMBER 10 (Tenth Weekend)*

Atlanta at Philadelphia	1:00
Cleveland at Cincinnati	1:00

Dallas at Washington	4:00
Detroit at Chicago	12:00
Green Bay at Minnesota	12:00
Houston at Buffalo	1:00
Indianapolis at New England	1:00
Los Angeles Raiders at San Diego	1:00
Los Angeles Rams at New York Giants	1:00
New York Jets at Miami	4:00
Pittsburgh at Kansas City	12:00
St. Louis at Tampa Bay	1:00
Seattle at New Orleans	12:00

MONDAY, NOVEMBER 11

San Francisco at Denver	7:00
-------------------------	------

SUNDAY, NOVEMBER 17 (Eleventh Weekend)*

Buffalo at Cleveland	1:00
Chicago at Dallas	12:00
Cincinnati at Los Angeles Raiders	1:00
Kansas City at San Francisco	1:00
Los Angeles Rams at Atlanta	1:00
Miami at Indianapolis	1:00
Minnesota at Detroit	4:00
New England at Seattle	1:00
New Orleans vs. Green Bay at Milwaukee	12:00
Pittsburgh at Houston	12:00
St. Louis at Philadelphia	1:00
San Diego at Denver	2:00
Tampa Bay at New York Jets	1:00

MONDAY, NOVEMBER 18

New York Giants at Washington	9:00
-------------------------------	------

SUNDAY, NOVEMBER 24 (Twelfth Weekend)*

Atlanta at Chicago	12:00
Cincinnati at Cleveland	1:00
Denver at Los Angeles Raiders	1:00
Detroit at Tampa Bay	1:00
Green Bay at Los Angeles Rams	1:00
Indianapolis at Kansas City	3:00
Miami at Buffalo	1:00
New England at New York Jets	1:00
New Orleans at Minnesota	12:00
New York Giants at St. Louis	3:00
Philadelphia at Dallas	3:00
San Diego at Houston	12:00
Washington at Pittsburgh	1:00

MONDAY, NOVEMBER 25

Seattle at San Francisco	6:00
--------------------------	------

THURSDAY, NOVEMBER 28 (Thirteenth Weekend)* (Thanksgiving Day)

New York Jets at Detroit	12:30
St. Louis at Dallas	3:00

SUNDAY, DECEMBER 1

Buffalo at San Diego	1:00
Cleveland at New York Giants	1:00
Denver at Pittsburgh	1:00
Houston at Cincinnati	1:00
Kansas City at Seattle	1:00

Los Angeles Raiders at Atlanta4:00
Los Angeles Rams at New Orleans12:00
 Minnesota at Philadelphia1:00
 New England at Indianapolis1:00
 San Francisco at Washington4:00
 Tampa Bay at Green Bay12:00

MONDAY, DECEMBER 2

Chicago at Miami9:00

**THURSDAY, DECEMBER 5
 (Fourteenth Weekend)****

Pittsburgh at San Diego5:00

SUNDAY, DECEMBER 8

Atlanta at Kansas City12:00
 Cleveland at Seattle1:00
 Dallas at Cincinnati1:00
 Detroit at New England1:00
 Indianapolis at Chicago12:00
 Los Angeles Raiders at Denver2:00
 Miami at Green Bay12:00
New Orleans at St. Louis12:00
 New York Giants at Houston3:00
 New York Jets at Buffalo1:00
 Tampa Bay at Minnesota3:00
 Washington at Philadelphia1:00

MONDAY, DECEMBER 9

Los Angeles Rams at San Francisco6:00

**SATURDAY, DECEMBER 14
 (Fifteenth Weekend)****

Chicago at New York Jets12:30
 Kansas City at Denver2:00

SUNDAY, DECEMBER 15

Buffalo at Pittsburgh1:00
 Cincinnati at Washington1:00

Green Bay at Detroit1:00
 Houston at Cleveland1:00
 Indianapolis at Tampa Bay1:00
 Minnesota at Atlanta1:00
 New York Giants at Dallas12:00
 Philadelphia at San Diego1:00
 St. Louis at Los Angeles Rams1:00
San Francisco at New Orleans12:00
 Seattle at Los Angeles Raiders1:00

MONDAY, DECEMBER 10

New England at Miami9:00

**FRIDAY, DECEMBER 20
 (Sixteenth Weekend)***

Denver at Seattle5:00

SATURDAY, DECEMBER 21

Pittsburgh at New York Giants12:30
 Washington at St. Louis3:00

SUNDAY, DECEMBER 22

Atlanta at New Orleans12:00
 Buffalo at Miami1:00
 Chicago at Detroit1:00
 Cincinnati at New England1:00
 Cleveland at New York Jets1:00
 Dallas at San Francisco1:00
 Green Bay at Tampa Bay1:00
 Houston at Indianapolis4:00
 Philadelphia at Minnesota12:00
 San Diego at Kansas City12:00

MONDAY, DECEMBER 23

Los Angeles Raiders at Los Angeles Rams 6:00

*CBS-TV Doubleheader Week

**NBC-TV Doubleheader Week

Media Information

PRESS GATE: Press entrance for Saints games at Superdome is located on lower level of northwest parking garage (side nearest Claiborne Avenue overpass) near the center of the building. Press door opens two hours prior to kickoff (press will-call at this entrance).

CREDENTIAL REQUESTS: Superdome press box space is reserved for the working news media. Requests should be made at least one week in advance and directed to Greg Suit, public relations director, New Orleans Saints, 6928 Saints Drive, Metairie, LA 70003. Phone: (504) 733-6147.

TELEVISION AND RADIO: Network television and visiting radio are assigned numbered booths in main press box. Spotters and statisticians are available upon advance request.

PHOTOGRAPHERS: Only accredited working photographers are allowed on sidelines. They must wear a 'field photo' credential and kneel behind the 12-foot restricted zone. The bench areas are off limits at all times. Photographers should take special note of conditions of use listed on the credential. Reporters are not permitted to accompany photographers on sidelines.

IMPORTANT: ALL CREDENTIALS ARE ISSUED TO INDIVIDUALS AND ARE NOT TRANSFERABLE.

LOCKER ROOMS: Only accredited working media are allowed in locker rooms after games. There is no admission before the game.

TELEPHONE: Requests for service should be directed to Patricia Litchfield at (504) 587-3854.

COPY TRANSMISSION: Requests for service should be directed to Leon Letulle, formerly of SportsComm, who operates a copy transmission and computer service. He can be reached at (504) 368-3140.

PRESS BOX SERVICE: Statistical information is supplied before, during and after game. Scores of other games are announced and posted as received. Post-game quotes are provided from both locker rooms. Refreshments are served in the press lounge before game, halftime, and post-game.

TRANSPORTATION: Transportation to Moisant International Airport will be arranged for visiting media with tight departure schedules.

1985 POSTSEASON GAMES

Sunday, December 29 — AFC and NFC Wild Card Playoffs (NBC and CBS)
 Saturday, January 4 — AFC and NFC Divisional Playoffs (NBC and CBS)
 Sunday, January 5 — AFC and NFC Divisional Playoffs (NBC and CBS)
 Sunday, January 12 — AFC and NFC Championship Games (NBC and CBS)
 Sunday, January 26 — Super Bowl XX at Superdome, New Orleans (NBC)
 Sunday, February 2 — AFC-NFC Pro Bowl, Honolulu, Hawaii (ABC)

Saints Ticket Information



LOUISIANA SUPERDOME
SEATING CAPACITY: 69,705

Season	Single Game	TICKET OFFICE
\$190.00	Loge Level and Padded Terrace	The New Orleans Saints ticket office is located in the Louisiana Superdome, gate A ground level. Office hours are 9 a.m. to 5 p.m. on weekdays, and 9 a.m. to 4 p.m. on Saturdays before home games. Ticket windows open two hours prior to kickoff on Sundays. The ticket office is not open on Saturdays before games that are sellouts. Will call is also located at gate A ground level in the Saints ticket office.
\$160.00	Plaza Level	
\$120.00	Terrace Level	

Use your Visa or Mastercard to order tickets by mail. Other mail orders will be accepted when accompanied by a certified check or money order for the amount plus \$1 for handling.

Ticketmaster also processes phone orders. A \$2.75 service charge is required on all phone orders.

TICKETMASTER PHONE NUMBERS

In New Orleans Area	(504) 888-8181
In Louisiana Toll Free	(800) 228-3944
Outside Louisiana Toll Free	(800) 535-5151

SINGLE GAME TICKET OUTLETS

Individual games tickets are available at official Saints ticket outlets at the following locations: NEW ORLEANS/BATON ROUGE — all Ticketmaster outlets. WESTBANK — Algiers Naval Support Activity. BILOXI — Mississippi Gulf Coast Coliseum.



SAINTS ON WWL RADIO

New Orleans Saints home and away games will be broadcast by WWL Radio (870) as the flagship of the Saints network.

Larry Matson of WWL Sports will call play-by-play action with WWL-TV (4) sports director Jim Henderson providing color commentary.

In addition to WWL's coverage, WRNO Worldwide will carry Saints games on shortwave frequency to many corners of the world.

These stations will bring Saints football to their areas in 1985:

LOUISIANA

Baton Rouge	WIBR
Bogalusa	WBOX
Brookhaven	WCHJ
Columbia	KCTO
Crowley	KSIG
Franklinton	WFCG
Golden Meadow	KZZQ
Hammond	WFPR
Houma	KHOM-FM
Lafayette	KXKW
Leesville	KVVP
Mansfield	KDXI-KJBC
Minden	KASO

Monroe	KMLB
Ville Platte	KVPI
Winnsboro	KMAR

MISSISSIPPI

Drew	WKZB
Hattiesburg	WHSY
Monticello	WMLC
Natchez	WMIS
Philadelphia	WHOC
Wiggins	WIGG

ALABAMA

Mobile	WKRG
--------------	------

SAINTS PRESEASON GAMES ON TELEVISION

In addition to radio coverage, Saints 1985 preseason games will be shown on television. WWL-TV (4) will carry live Saints games at New England August 10 at 2:30 p.m. and at San Diego August 30 at 9 p.m. Home games will be shown on a delayed-broadcast basis. The Saints-Oilers game August 17 will be shown Sunday, August 18 at 3 p.m. The Saints-Buccaneers game August 24 will air Sunday, August 25 at noon.

NFL PLAYOFF TIE-BREAKERS

Two Clubs

1. Head-to-Head (best won-lost-tied percentage in games between the clubs).
2. Best won-lost-tied percentage in games played within the division.
3. Best won-lost-tied percentage in games played within the conference.
4. Best won-lost-tied percentage in common games, if applicable.
5. Best net points in division games.
6. Best net points in all games.
7. Strength of schedule.
8. Best net touchdowns in all games.
9. Coin toss.

Three or More Clubs

1. Head-to-Head (best won-lost-tied percentage in games among the clubs).
2. Best won-lost-tied percentage in games played within the division.
3. Best won-lost-tied percentage in games played within the conference.
4. Best won-lost-tied percentage in common games.
5. Best net points in division games.
6. Best net points in all games.
7. Strength of schedule.
8. Best net touchdowns in all games.
9. Coin toss.

WILD CARD TIES

1. If all tied clubs are from the same division, apply division tiebreaker.
2. If the tied clubs are from different divisions, apply the following steps.

Two Clubs

1. Head-to-Head, if applicable.
2. Best won-lost-tied percentage played within the division.
3. Best won-lost-tied percentage in common games, minimum of four.
4. Best average net points in conference games.
5. Best net points in all games.
6. Strength of schedule.
7. Best net touchdowns in all games.
8. Coin toss.

Three or More Clubs

1. Head-to-Head sweep (applicable only if one club has defeated each of the others or one club has lost to each of the others).
2. Best won-lost-tied percentage in games played within the conference.
3. Best won-lost-tied percentage in common games, minimum of four.
4. Best average net points in conference games.
5. Best net points in all games.
6. Strength of schedule.
7. Best net touchdowns in all games.
8. Coin toss.

TAKE PRIDE IN NEW ORLEANS.

Here in New Orleans, we have much to be proud of.


The Superdome. The Saints.
The hometown airline, Pride Air.™

Pride takes off daily with low fares to cities in Florida and cities in the West.

For reservations, please call toll free (800) 442-4400.

 **PrideAir**
You can feel it in the air.™

We're Working to Win in New Orleans.



BENSON JEEP/RENAULT
8951 Veteran's Memorial Blvd.
Metairie, Louisiana

BENSON BMW
2630 Veteran's Memorial Blvd.
Kenner, Louisiana

**BENSON CONTINENTAL
VOLKSWAGEN/SUBARU**
6636 Veteran's Memorial Blvd.
Metairie, Louisiana

BENSON HONDA
10900 East I-10 Service Road
New Orleans, Louisiana

BENSON LEASING & RENTAL
901 Papworth Ave., Suite 200
Metairie, Louisiana

JEROME PONTIAC/GMC TRUCK
11100 East I-10 Service Road
New Orleans, Louisiana

BENSON TOYOTA
8900 Veteran's Memorial Blvd.
Metairie, Louisiana

BENSON PEUGEOT
8951 Veteran's Memorial Blvd.
Metairie, Louisiana

BENSON ISUZU
2620 Veteran's Memorial Blvd.
Kenner, Louisiana

BENSON & GOLD CHEVROLET
2600 Veteran's Memorial Blvd.
Kenner, Louisiana

BENSON NISSAN-DATSUN
3727 Veteran's Memorial Blvd.
Metairie, Louisiana

BENSON VW-SUBARU EAST
11000 East I-10 Service Rd.
New Orleans, Louisiana

**BENSON MOTOR COMPANY
MERCEDES-BENZ**
2001 St. Charles Ave.
New Orleans, Louisiana