



NEW ORLEANS SAINTS

WEEKLY MEDIA INFORMATION GUIDE

ATLANTA FALCONS VS. NEW ORLEANS SAINTS

NOVEMBER 10, 2024 @ CAESARS SUPERDOME

GAME INFORMATION | ROSTERS | DEPTH CHART | STATISTICS | PLAYER MINIBIOS



WEEKLY RELEASE

NEW ORLEANS SAINTS



ATLANTA FALCONS [6-3] VS. NEW ORLEANS SAINTS [2-7]

GAME #10

SUNDAY, NOVEMBER 10, 2024 - 12:00 P.M. (CST)
CAESARS SUPERDOME - NEW ORLEANS, LA.



THE MATCHUP

The New Orleans Saints [2-7] return home this week to host the Atlanta Falcons [6-3] at the Caesars Superdome in **Darren Rizzi's** debut as interim head coach. The two clubs have met 110 times in the regular season since the Saints entered the NFL in 1967, with the series knotted at 55-55 apiece. Three of the last five meetings between the two clubs have been by three points or fewer - two of them Saints wins in 2022, the Falcons win being by a 26-24 edge in this season's first meeting on Sept. 29. The Falcons have won five of their last six games after a 1-2 start and are coming off a 27-21 victory over the Dallas Cowboys that cemented a comfortable lead in the NFC South.

The Saints are coming off a 23-22 loss at Carolina. Running back **Alvin Kamara** put forth a valiant effort in the loss as the game's most dominant player on either side. The eighth-year veteran carried 29 times for 155 yards, to tie a career-high for yards on the ground. With WR **Chris Olave** sidelined after suffering a concussion in the first quarter, Kamara was also the team's biggest threat in the passing game with a club-best six receptions for a team-high 60 yards. With 551 career catches, he has the most receptions in the National Football League by a running back through his first eight seasons. Kamara's career-best 215 total yards from scrimmage is the fifth-highest single-game total in franchise history and the highest in the NFL this season.

Kamara currently ranks first in the NFL with 51 first downs, third in total yards from scrimmage [1,027], seventh in rushing yards [660] and leads running backs in receiving with 46 grabs for 267 yards.

Leading the team in both rushing and receiving in 2024, Kamara has 6,489 rushing yards. With 12 yards on Sunday, he will become the franchise's all-time leader.

TE **Taysom Hill** also contributed in multiple facets, carrying five times for 19 yards, including a seven-yard touchdown run and caught four passes for 41 yards.

Defensively, New Orleans held the Panthers to only 246 net yards, allowing them to gain only 3.5 yards per carry. Receiving his first career start, CB **Shemar Jean-Charles** nabbed his first career interception in the fourth quarter, pulling the ball away from Panthers WR **Xavier Legette**.

This Week In The NFC South: The Carolina Panthers [2-7], host the New York Giants [2-7] on Sunday at 8:30 a.m. CT. in Munich, Germany and the Tampa Bay Buccaneers [4-5] will host the San Francisco 49ers [4-4] at noon CT.

CALLING THE ACTION

TV: FOX (WVUE FOX 8 locally) - Joe Davis (play-by-play), Greg Olsen (color analyst) and Pam Oliver (sideline reporter)

LOCAL RADIO: WWL (870 AM and 105.3 FM) - Mike Hoss (play-by-play), Deuce McAllister (color analyst) and Jeff Nowak (sideline reporter)

SPANISH LANGUAGE RADIO: Tropical Radio (830 AM, 94.7 FM-Baton Rouge and 105.7 FM-New Orleans) - Mario Jerez (play-by-play), Juan Carlos Ramos (color analyst) and Victor Quinonez (sideline reporter)

THE HEAD COACHES



In his 32nd year of coaching, his 16th in the National Football League and sixth with the Saints, Darren Rizzi was named interim head coach of the New Orleans Saints on November 4, 2024. Rizzi has coordinated highly successful special teams units for the Miami Dolphins [2010-18] and Saints [2019-present]. He also added assistant head coach responsibilities in 2022 in New Orleans and also had associate head coach duties in Miami from 2017-18.

Rizzi's units have ranked in the top half of NFL writer Rick Gosselin's annual special teams rankings in 12 of the 13 full years that he has served as a coordinator, including first in 2019, fifth in both 2020 and 2021 and second in 2023. Since he entered the NFL coaching ranks in 2009, seven special teams players have been named to eight Pro Bowls under his tutelage. Rizzi has also coached six players to the NFL All-Rookie team in the past ten years.

Over his Saints coaching career, Rizzi's work on special teams have made the kicking game an integral part of New Orleans' success since 2019. Over that period, J.T. Gray's 81 tackles over that period rank first in the NFL. The punting game has produced the top three seasons in club history for punts inside-the-20-yard line. Since 2019, the Saints have excelled in the return game. Over the five-and-a-half season period, the team ranks seventh in the NFL in punt return average [10.3] and second in punt return touchdowns [3]. The coverage units have allowed the third-lowest punt return average [7.1].

Last season, New Orleans finished in the Top 10 in the NFL in 13-of-22 special teams categories, leading or sharing the lead in five of them and finishing second in two others.

A native of Hillsdale, N.J. and graduate of Bergen Catholic High School, Rizzi played tight end at Rhode Island, where he first walked on in 1988. He went on to tally 160 receptions for 2,426 yards [15.2 avg.] and 15 touchdowns in his collegiate career and was a consensus All-American in 1992, earning a degree in speech communications.

Rizzi and his wife, Tracey, have two daughters and three sons.



Raheem Morris was named the 19th head coach in Atlanta Falcons history on Jan. 25, 2024. He took over the club after spending the previous three seasons as defensive coordinator of the Los Angeles Rams.

During his tenure with the Rams, Los Angeles made two postseason appearances and captured a title in Super Bowl LVI. From 2021-23, Los Angeles' defense recorded the fourth-best red-zone efficiency rating and the seventh-fewest rushing yards per game in the NFL. His 2023 unit was one of the youngest in the NFL, but helped the Rams earn a playoff berth and featured third-round rookie defensive lineman Kobie Turner, a finalist for the AP Defensive Rookie of the Year Award. Turner and Byron Young tallied a combined 17 sacks, finishing first and second among all rookies. Turner's nine sacks matched three-time NFL Defensive Player-of-the-Year Aaron Donald's franchise rookie record [nine in 2014], while Young's eight sacks ranked third among rookies in franchise history.

In 2022, Morris led a Rams defense that led the NFL in red-zone efficiency [44.4 percent], ranked second in goal-to-goal efficiency [53.3], seventh in interceptions [16] and ninth in defensive total rush EPA [42.97].

During the 2021 season that culminated in a Super Bowl title, Los Angeles' defense averaged 1.5 takeaways per game and featured three players - Donald, Leonard Floyd and Vonn Miller ranked in the top 20 in sacks. Additionally Morris' unit ranked third in sacks [50] and fifth in tackles for loss [85] during the regular season.

Morris also served as the Falcons' defensive coordinator and interim head coach in 2020 after four years [2016-19] as Atlanta's assistant head coach, wide receivers coach, offensive pass game coordinator and one season [2015] as the team's assistant head coach, defensive backs coach and defensive pass game coordinator. He served as defensive backs coach for Washington [2012-14] and the Tampa Bay Buccaneers [2007-08] and in between served three years [2009-11] as Tampa Bay's head coach. He started his NFL coaching career in Tampa Bay from 2002-05. Born and raised in Newark, N.J., Morris played safety at Hofstra from 1994-97 and graduated with a degree in physical education.

STATISTICAL COMPARISON

2024 Regular Season League Rankings

	Saints	Falcons
Record	2-7	6-3
Scoring Avg. (NFL Rank)	23.0 [15t]	24.5 [12]
Opp. Scoring Avg. (NFL Rank)	25.4 [26]	24.0 [20]
Total Off. (NFL Rank)	331.4 [16]	364.8 [8]
Rushing Off. (NFL Rank)	125.3 [13]	118.4 [18]
Passing Off. (NFL Rank)	206.1 [18]	246.3 [6]
Total Def. (NFL Rank)	376.4 [28]	351.4 [20]
Rushing Def. (NFL Rank)	136.6 [25]	133.1 [23]
Passing Def. (NFL Rank)	239.9 [27]	218.3 [20]
Punt Return Avg. (NFL Rank)	12.1 [10]	9.9 [18]
Kickoff Return Avg. (NFL Rank)	26.2 [17]	24.8 [25]
Turnover Margin (NFL Rank)	+3 [11t]	-1 [16t]
Possession Avg.	29:37	27:45
Touchdowns	23	25
Penalties	58	53
Penalty Yards	570	454
Opp. Penalties	61	65
Opp. Penalty Yards	504	497

SERIES HISTORY

The Saints-Falcons regular season series is tied 55-55, with New Orleans holding a 25-12 advantage over the Falcons since 2006. Since 1991, 37 games have been decided by eight points or less. The Falcons had a 10-game winning streak from 1995-99, which remains the Saints' longest winless streak against an opponent. New Orleans took 13-of-16 in the rivalry from 1986-94 and Atlanta won nine-straight over the fledgling Saints from 1969-73. Atlanta's most recent mastery over a five-year period ended with a 21-19 win for New Orleans at the Georgia Dome on Nov. 22, 2000. Eight games in the series have gone into overtime.

In the 110 regular season games of the series there has been:

- 2,368 points scored by New Orleans, 2,437 allowed.
- A ten-game Atlanta winning streak from 1995-99.
- A six-game win streak for New Orleans from 1986-89.
- 46 games decided by double-digits.
- 18 games decided by 21 or more points.
- 55 games decided by seven points or less.
- 4 games decided by one point.
- A 38-point win by Saints [11/1/87] - Biggest Saints win.
- A 55-point loss by Saints [9/16/73] - Biggest Saints loss.
- Four shutouts - Two by each club, the most recent a 38-0 Saints win in Atlanta on 11/1/87.
- Eight overtime games— four wins by each club.
- Six Monday night games, two Sunday night games and eight Thursday night games, including Thanksgiving night in 2018 and 2019.

SERIES FAST FACTS

Saints' Largest Margin of Victory: 38 points, Saints won 38-0 on 11/01/87 at Atlanta-Fulton County Stadium.

Falcons' Largest Margin of Victory: 55 points, Falcons won 62-7 on 09/16/73 at Tulane Stadium.

Current Series Streak: Falcons won last contest, 9/29/24-present.

Saints' Longest Win Streak: Six games, 12/14/86-11/19/89.

Falcons' Longest Win Streak: ten games, 9/17/95-12/05/99.

Most Points by Saints in a Game: 48 points, Saints won 48-17 on 1/7/24 at the Caesars Superdome.

Most Points by Falcons in a Game: 62 points, Falcons won 62-7 on 9/16/73 at Tulane Stadium.

Most Combined Points (Both Teams): 80 points, Saints won 43-37 on 9/23/18 at Mercedes-Benz Stadium.

Fewest Points by Saints in a Game: 0 points [twice], most recent, Falcons won 27-0 on 09/06/81 at Atlanta-Fulton County Stadium.

Fewest Points by Falcons in a Game: Zero points [twice], last, Saints won 30-0, 10/10/76 at Superdome.

Fewest Combined Points (Both Teams): 16 points, Saints won 13-3 on 10/20/74 at Atlanta Stadium.

SUPERLATIVES

A look at the top individual performances for Saints players vs. Atlanta in the previous 110 regular season meetings.

RUSHING YARDAGE vs. FALCONS

- **RB Deuce McAllister** - 28 carries for 173 yards, @ the Louisiana Superdome, Nov. 16, 2003
- **RB Chuck Muncie** - 22 carries for 161 yards, @ the Louisiana Superdome, Sept. 2, 1979
- **RB Dalton Hilliard** - 29 carries for 158 yards, @ Atlanta-Fulton County Stadium, Nov. 19, 1989

PASSING YARDAGE vs. FALCONS

- **QB Drew Brees** - 31-of-58 for 422 yards, @ Georgia Dome, Nov. 9, 2008
- **QB Drew Brees** - 39-of-49 for 396 yards, @ Mercedes-Benz Stadium, Sept. 23, 2018
- **QB Drew Brees** - 36-of-54 for 376 yards, @ the Mercedes-Benz Superdome, Sept. 26, 2016

RECEIVING YARDAGE vs. FALCONS

- **WR Wes Chandler** - Six receptions for 205 yards (club record), @ the Louisiana Superdome, Sept. 2, 1979
- **WR Larry Burton** - Four receptions for 159 yards, @ the Louisiana Superdome, Nov. 2, 1975
- **WR Devery Henderson** - Four receptions for 158 yards, @ Georgia Dome, Nov. 26, 2006

SACKS vs. FALCONS

- **DL Wayne Martin** - 4.5 sacks (club record), @ the Louisiana Superdome, Dec. 3, 1992
- **DE Cameron Jordan** - Four sacks @ Mercedes-Benz Stadium, Nov. 28, 2019
- **LB Rickey Jackson** - Four sacks, @ Fulton County Stadium, Dec. 14, 1986

CONNECTIONS

New Orleans RB **Alvin Kamara** is an Atlanta native who prepped at Norcross (Ga.) HS, where he rushed for 2,264 yards and 26 touchdowns while averaging 7.5 yards per carry and added 22 receptions for 286 yards and five scores as a senior in 2012, earning Georgia Mr. Football honors from the *Atlanta Journal-Constitution*...Kamara and Atlanta linebacker **Lorenzo Carter** were high school teammates...Saints Defensive Coordinator **Joe Woods** and Atlanta Head Coach **Raheem Morris** served on the same coaching staffs at Hofstra in 1998 and with the Tampa Bay Buccaneers from 2004-05... Saints defensive back **Will Harris** is a Suwanee, Ga. native. Harris was tutored on special teams by Atlanta Special Teams Coordinator **Marquice Williams** in Detroit from 2019-20. Harris and Atlanta guard **Chris Lindstrom** and safety **Justin Simmons** were college teammates at Boston College. New Orleans running back **Jamaal Williams**, Harris and Falcons cornerback **Mike Hughes** were teammates in Detroit in 2022...New Orleans offensive lineman **Oli Udoh**, Falcons quarterback **Kirk Cousins** and Hughes were teammates with the Minnesota Vikings. Cousins was tutored by Saints Offensive Coordinator **Klint Kubiak** and Quarterbacks Coach **Andrew Janocko** in Minnesota. Saints linebacker **Willie Gay Jr.**, safety **Tyrann Mathieu**, defensive tackle **Khalen Saunders** and Hughes were teammates in Kansas City in 2021...Falcons General Manager **Terry Fontenot** is a Lake Charles native and four-year letterman at Tulane University who worked in the New Orleans front office from 2003-20, most recently serving as VP/assistant general manager/pro personnel during his final season in New Orleans..Saints wide receiver **Bub Means** prepped at Lovejoy (Ga.) HS... Saints defensive end **Chase Young**, wide receiver **Chris Olave**, linebacker **Pete Werner** along with Falcons linebacker **Zach Harrison** and long snapper **Liam McCullough** were teammates at Ohio State... Saints cornerback **Alontae Taylor** and Falcons safety **Micah Abernathy** were teammates at Tennessee...New Orleans linebacker **Willie Gay Jr.**, safety **Tyrann Mathieu** and defensive tackle **Khalen Saunders** played with Atlanta defensive end **Demone Harris** in Kansas City.

CONTINUED ON NEXT PAGE

CONNECTIONS

Falcons Run Game Coord./Offensive Line **Dwayne Ledford** went to training camp with the Saints in 2006...New Orleans Secondary Coach **Marcus Robertson** was tutored by Falcons Asst. Head Coach/Defense **Jerry Gray** from 1999-2000, when he was the Tennessee Titans secondary coach. Robertson and Gray served on the same Tennessee Titans staff in 2011. Saints Senior Offensive Asst. **Rick Dennison** and Saints Tight Ends Coach **Clancy Barone**, Janocko and Kubiak served on the same Vikings staff with Gray...Barone served in the same position in Atlanta from 2005-06 and as offensive line coach in 2004...Falcons defensive tackle **David Onyemata** was a third round draft pick of the Saints in 2016 and played for them from 2016-22...Atlanta defensive tackle **Kentavious Street** played for the Saints in 2022...Saints kicker **Blake Grupe** and defensive end **Isaiah Foskey** and Falcons linebacker **JD Bertrand** were teammates at Notre Dame...Atlanta linebacker **Kaden Elliss** was a seventh round draft pick of New Orleans in 2019 and played for the Saints from 2019-23...New Orleans defensive tackle **Bryan Bresee** and Falcons defensive tackle **Ruke Orhorhoro** were teammates at Clemson...Saints linebacker **D'Marco Jackson** and Falcons guard **Ryan Neuzil** were teammates at Appalachian State...Falcons VP of Football Operations/Player Personnel **Ryan Pace** worked in the New Orleans front office from 2001-14, including serving as director of player personnel from 2013-14...Falcons Pro Scout **Ben Martinez** is a westbank native who came to Atlanta after working for the Saints in equipment and video...Atlanta offensive lineman **Storm Norton** spent the first three weeks of 2023 on the Saints practice squad...New Orleans cornerback **Kool-Aid McKinstry** prepped at Pinson (Al.) Valley HS and played at Alabama with Falcons running back **Jase McClellan**...New Orleans linebacker **Jaylan Ford** and Atlanta running back **Bijan Robinson** were teammates at Texas...New Orleans guard **Lucas Patrick** played with Falcons wide receiver **Darnell Mooney**, a former Tulane Standout in Chicago from 2022-23...Atlanta Wide Receivers Coach **Ike Hilliard** is the nephew of former Saints standout running back **Dalton Hilliard** and prepped at Patterson (La.) HS...Saints Running Backs Coach **Derrick Foster** and Falcons Tight Ends Coach **Kevin Koger** served on the same L.A. Chargers staff from 2021-23.

PRONUNCIATION GUIDE

- DB **Ugo Amadi** [ooh-go uh-MAH-dee]
- DT Bryan **Bresee** [bruh-ZEE]
- LB **Demario** Davis [duh-MAR-ee-oh]
- DE Isaiah **Foskey** [FAW-skee]
- T **Taliese Fuaga** [tah-lee-ESS-ay Foo-AH-gah]
- K Blake **Grupe** [GROOP-ee]
- QB Jake **Haener** [HAY-ner]
- TE **Dallin Holker** [DAL-in HOLE-ker]
- DB Shemar **Jean-Charles** [John Charles]
- RB Alvin **Kamara** [kuh-Mare-UH]
- DE **Tanoh Kpassagnon** [tawn-oh pass-N-yo]
- DE **Niko Lalos** [Lay-LOS]
- S **Tyrann Mathieu** [ty-REN MATH-you]
- TE Foster **Moreau** [MORE-oh]
- WR Chris **Olave** [oh-LAH-vay]
- DT **Khalen** Saunders [KAWL-en]
- LB **Nephi Sewell** [KNEE-fy soo-ul]
- WR/RS **Rashid** Shaheed [rah-SHEED]
- K Charlie **Smyth** [Smith]
- WR **Equanimeous** St. Brown [eck-wah-nihm-ee-ous]
- CB **Alontae** Taylor [uh-LAWN-tay]
- OL **Olisaemeka Udoh** [OH-lee-suh-MEE-kah OO-doe]
- WR **Marquez** Valdes-Scantling [mar-KWEZ]

NEXT WEEK

Following the Falcons contest, the Saints will play their second of three consecutive home contests, sandwiched by a Week 12 bye, when they host the Cleveland Browns. Kickoff at the Caesars Superdome is noon central and the contest will be regionally televised on FOX (WVUE FOX 8 locally). The Browns lead the all-time series 13-6, but New Orleans has captured the last two contests, including a 17-10 victory at Cleveland on December 24, 2022.

TRANSACTIONS (JULY 17-AUG 27)

July

17 - Placed WR **Bub Means** on Non-Football Injury.

18 - Placed DE **Chase Young**, DE **Tanoh Kpassagnon**, LB **Nephi Sewell** and TE **Juwan Johnson** on Active/PUP, placed T **Ryan Ramczyk** on Reserve/PUP, placed WR **Chris Olave** on Non-Football Injury and activated WR **Bub Means** from Non-Football Injury.

20 - Agreed to terms with WR **Rashid Shaheed** on a one-year contract extension.

22 - Agreed to terms with WR **Kevin Austin Jr.**

23 - Activated WR **Chris Olave** from Non-Football Injury and DE **Chase Young** from Active/PUP.

27 - Signed T **Chandler Brewer**. Waived G **Nouri Nouili**.

28 - Signed G **Tremayne Anchrum Jr.** and T **Jesse Davis**, placed T **Justin Herron** on Injured Reserve and waived OL **Mark Evans II**.

August

1 - Re-signed WR **Marquez Callaway** and waived/injured TE **Tommy Hudson**.

2 - Signed WR **Samson Naku** and terminated the contract of QB **Nathan Peterman**.

3 - Signed TEs **Kevin Rader** and **Mason Fairchild**. Terminated contract of TE **Jesper Horsted**. Waived/injured WR **Jermaine Jackson** and placed TE **Tommy Hudson** on Injured Reserve.

4 - Placed WR **Jermaine Jackson** on Injured Reserve.

6 - Signed LB **Mike Rose** and waived/injured T **Chandler Brewer**.

7 - Re-signed OL **Mark Evans II**. Waived TE **Mason Fairchild**.

8 - Agreed to terms with LB **Pete Werner** on a three-year contract extension.

9 - Reached injury settlement with TE **Tommy Hudson**.

11 - Re-signed WR **Shaq Davis** and terminated the contract of WR **Marquez Callaway**.

13 - Signed CB **Kaleb Ford-Dement**. Waived FB **Zander Horvath**. Reached injury settlement with WR **Jermaine Jackson**.

14 - Re-signed TE **Mason Fairchild**. Waived DT **Kyler Baugh**.

20 - Signed CB **Joejuan Williams**, activated TE **Juwan Johnson** from the Physically Unable to Perform list and waived/injured C **Sincere Haynesworth**.

22 - Placed C **Sincere Haynesworth** on Injured Reserve.

23 - Signed DT **Camron Peterson**, re-signed LB **Andrew Dowell** and waived/injured DE **Trajan Jeffcoat**.

27 - Terminated contracts of S **Johnathan Abram**, S **Ugo Amadi**, G **Tremayne Anchrum Jr.**, T **Jesse Davis**, LBs **Andrew Dowell** and **Khaleke Hudson**, OL **Shane Lemieux**, WR **Stanley Morgan Jr.**, RB **James Robinson**, WR **Equanimeous St. Brown**, S **Roderic Teamer** and CB **Joejuan Williams**. Waived WR **Kevin Austin Jr.**, S **Millard Bradford**, WR **Shaq Davis**, OL **Mark Evans II**, T **Josiah Ezirim**, TE **Mason Fairchild**, P **Lou Hedley**, DT **Jack Heflin**, G **Kyle Hergel**, TE **Michael Jacobson**, DB **Shemar Jean-Charles**, S **Lawrence Johnson**, RB **Jacob Kibodi**, DE **Niko Lalos**, CB **Mac McCain**, WR **Samson Nacua**, LBs **Monty Rice** and **Mike Rose**, K **Charlie Smyth** and LB **Isaiah Stalbird**. Placed RB **Kendre Miller** [designated to return] and DT **Camron Peterson**, TE **Kevin Rader** and CB **Rejohn Wright** on Injured Reserve. Placed DE **Tanoh Kpassagnon** and LB **Nephi Sewell** on Reserve/Physically Unable To Perform.

TRANSACTIONS (AUG. 28-OCT. 20)

28 - Terminated the contracts of DT **Kendal Vickers** and **Chandler Brewer**. Signed S **Johnathan Abram**, S **Ugo Amadi**, WR **Kevin Austin Jr.**, S **Millard Bradford**, T **Josiah Ezirim**, TE **Mason Fairchild**, G **Kyle Hergel**, LB **Khaleke Hudson**, TE **Michael Jacobson**, RB **Jacob Kibodi**, DE **Niko Lalos**, OL **Shane Lemieux**, K **Charlie Smyth**, LB **Isaiah Stalbird**, WR **Equanimous St. Brown** and **Vickers** to the practice squad and reached injury settlements with C **Sincere Haynesworth** and DE **Trajan Jeffcoat**.

29 - Signed OL **Austin Deculus** and TE **Treyton Welch** to the practice squad and terminated the practice squad contract of TE **Mason Fairchild**.

September

3 - Reached an injury settlement with TE **Kevin Rader**.

7 - Elevated LB **Khaleke Hudson** and DT **Kendal Vickers** to the active roster [standard].

11 - LB **Khaleke Hudson** terminated practice squad contract [signed with Cleveland] and signed DB **Shemar Jean-Charles** to the practice squad.

14 - Elevated DB **Ugo Amadi** and LB **Isaiah Stalbird** to the active roster [standard].

21 - Elevated LB **Isaiah Stalbird** to the active roster [standard].

25 - Placed C/G **Erik McCoy** on Injured Reserve. Signed G **Shane Lemieux** to the active roster from the practice squad. Signed G **Chris Reed** to the practice squad.

28 - Elevated G **Kyle Hergel** to the active roster [standard].

October

1 - Signed WR **Jermaine Jackson** to the practice squad. Terminated the practice squad contract of RB **Jacob Kibodi**.

4 - Signed C **Connor McGovern** to active roster from Jets practice squad. Waived WR **A.T. Perry**.

7 - Signed practice squad G **Kyle Hergel** to the active roster. Elevated [standard] S **Johnathan Abram** and LB **Isaiah Stalbird** to the active roster from the practice squad. Placed OL **Shane Lemieux** on Injured Reserve.

12 - Activated RB **Kendre Miller** from Injured Reserve, elevated [standard] S **Johnathan Abram** and G **Chris Reed** to the active roster from the practice squad and placed DB **Will Harris** on Injured Reserve.

15 - Signed WR **Dante Pettis** to the practice squad. Terminated the practice squad contract of DB **Shemar Jean-Charles**.

17 - Signed practice squad WR **Jermaine Jackson** to the active roster, elevated [standard] S **Johnathan Abram** and WR **Equanimeous St. Brown** to the active roster from the practice squad and placed WR/RS **Rashid Shaheed** on Injured Reserve.

22 - Agreed to terms with RB **Alvin Kamara** on a two-year contract extension. Signed WR **Marquez Valdes-Scantling**. Placed CB **Paulson Adebo** on Injured Reserve. Terminated the practice squad contracts of S **Johnathan Abram** and G **Chris Reed**. Signed DB **Shemar Jean-Charles** and S **Roderic Teamer** to the practice squad.

23 - Signed C **Sincere Haynesworth** to the practice squad.

26 - Signed DB **Ugo Amadi** to the active roster from the practice squad. Waived RB **Jordan Mims** and elevated [standard] S **Roderic Teamer** and WR **Equanimeous St. Brown** to active roster from the practice squad.

29 - Signed DB **Tre Herndon** and RB **Jordan Mims** to the practice squad. Terminated practice squad contract of C **Sincere Haynesworth**.

30 - Re-signed RB **Jacob Kibodi** to the practice squad.

TRANSACTIONS (NOV. 2-)

November

2 - Waived G **Kyle Hergel**. Placed WR **Bub Means** and RB **Kendre Miller** on Injured Reserve. Signed S **Millard Bradford**, DB **Shemar Jean-Charles** and RB **Jordan Mims** to active roster from practice squad. Elevated [standard] S **Roderic Teamer** and DB **Tre Herndon** from practice squad.

4 - Relieved Head Coach **Dennis Allen** of his duties. Named Assistant Head Coach/Special Teams Coordinator **Darren Rizzi** as interim head coach.

5 - Traded CB **Marshon Lattimore** and a fifth round pick in 2025 to the Washington Commanders in exchange for a third, a fourth and a sixth round pick in 2025. Re-signed G **Kyle Hergel** to the practice squad and terminated the practice squad contract of DE **Niko Lalos**

2024 GAME SUMMARIES


WEEK 1: New Orleans Saints 47, Carolina Panthers 10; September 8, 2024 @ Caesars Superdome - The New Orleans Saints, behind three **Derek Carr** touchdown passes, the power of two rushing touchdowns and four **Blake Grupe** field goals, defeated the visiting Carolina Panthers in a convincing 47-10 performance, at the Caesars Superdome. New Orleans dominated Carolina in all three phases of the contest.

The Saints jumped out to a 30-0 lead, scored on their first nine possessions [tying a club record for scores on consecutive possessions] and held the football for 36:39 in time of possession en route to the highest scoring total and most lopsided opening day victory in team history. New Orleans won their sixth consecutive season opener, a club record and the current longest opener winning streak in the National Football League.

The New Orleans defense also displayed their mettle, allowing only 193 total net yards of offense by the Panthers and held Carolina to just one of ten third downs.

The Saints defense recorded three takeaways and CB **Alontae Taylor** became the first Saints defensive back to record three sacks in a contest, but fans were excited by the debut of a new-look offense that helped the Saints control the clock with a rushing game that gained 180 yards and two touchdowns largely behind **Alvin Kamara's** 83 yards. Carr completed 19-of-23 passes [82.6 pct.] for 200 yards with three touchdown passes, zero interceptions and a 142.5 passer rating. The New Orleans defense harassed Carolina QB **Bryce Young** all day, as he completed only 13-of-30 passes for 161 yards with two interceptions and a 32.8 passer rating.

- With the victory, the Saints improved to 23-35 in season openers and extend their club-record winning streak of season openers to six straight, currently the longest streak in the NFL.
- WR/RS **Rashid Shaheed** led New Orleans with 73 receiving yards on three receptions [24.3 avg.] with one touchdown reception from 59 yards out, the longest play of the game. Including 60 punt return yards, sparked by a 47-yard runback and a 33-yard kickoff return, Shaheed finished with 163 all-purpose yards.
- Carr connected with two of his tight ends, **Juwan Johnson** and **Foster Moreau** for touchdowns.
- 17 players made their Saints debuts: T **Taliese Fuaga**, G **Lucas Patrick**, LB **Willie Gay Jr.**, DB **Will Harris**, QB **Jake Haener**, WR **Cedrick Wilson Jr.**, CB **Kool-Aid McKinstry**, WR **Bub Means**, CB **Rico Payton**, P **Matthew Hayball**, LB **Khaleke Hudson**, LB **Anfernee Orji**, OL **Oli Udoh**, WR **Mason Tipton**, DTs **Kendal Vickers** and **Khristian Boyd** and DE **Chase Young**.
- With 83 yards rushing and five receptions for 27 yards, Kamara's 110 total yards from scrimmage gave him his 50th career game of at least 100 yards from scrimmage.



2024 GAME SUMMARIES

WEEK 2: New Orleans Saints 44, Dallas Cowboys 19; Sept. 15, 2024 @ AT&T Stadium - The Saints posted an impressive road victory at Dallas behind the powerful offensive firepower of RB **Alvin Kamara**, the arm of QB **Derek Carr**, the hands of WRs **Chris Olave** and **Rashid Shaheed** and two interceptions by the defense.

The Saints struck first on the opening drive as Carr led the offense down the field on a sequence ending with Kamara rushing for a five-yard touchdown. At the conclusion of Dallas' first drive, K **Brandon Aubrey** booted a 52-yard field goal. New Orleans struck right back for their second score of the first quarter on a 70-yard pass play from Carr to Shaheed to put New Orleans up 14-3.

Leading 35-16 at halftime, the Cowboys got the ball out of the second half and New Orleans moved Dallas out of the red zone in the first drive, when DT **Bryan Bresee** sacked QB **Dak Prescott** and forced him to fumble before it was recovered by Dallas at the New Orleans 22-yard line, forcing a 40-yard field goal. On New Orleans' next 13-play, 70-yard drive, Kamara capped things off with a seven-yard touchdown, his fourth score of the day.

In the fourth quarter, Carr was intercepted on a tipped pass, but on the next play, New Orleans got the ball back on an interception by S **Tyrann Mathieu**, his second takeaway of the season. On the ensuing drive, New Orleans closed out the scoring in the contest with a 26-yard field goal by K **Blake Grupe**. Carr completed 11-of-16 passes for 243 yards with two touchdown throws and one interception, while scoring one rushing touchdown for a 125.0 passer rating. Kamara led the club in rushing with a game-high 115 yards on 20 carries with three touchdowns to go with two receptions for 65 yards, including a career-long 57-yard scoring grab on a screen pass. Shaheed led the Saints in receiving with four grabs for 96 yards with the deep touchdown, reaching the end zone in his third consecutive contest dating back to 2023.

The Saints defense harassed Prescott, sacking him three times and forcing two interceptions. CB **Alontae Taylor** led the team with a career-high nine tackles, while CB **Paulson Adebo** had his first interception of the season and DE **Carl Granderson** picked up 1.5 sacks.

- The win marked the first time the Saints have won in Dallas since a 34-31 overtime victory on December 23, 2012.
- A stingy Saints run defense held the Cowboys to 68 yards rushing on 21 carries [3.2 avg.].
- The 91 points by New Orleans in their first two games are tied for the second-most in NFL history through the first two games of a season, behind the Saints' 93 point total in 2009.



WEEK 3: Philadelphia Eagles 15, New Orleans Saints 12; Sept. 22, 2024 @ Caesars Superdome - Philadelphia S **Reed Blankenship** intercepted Saints QB **Derek Carr** with 48 seconds left to preserve a 15-12 win over New Orleans in the Caesars Superdome.

The Saints had overcome an unsuccessful fourth-and-one conversion attempts and a 65-yard touchdown run by Eagles RB **Saquon Barkley** to take the lead in the fourth quarter with just over two minutes left, 12-7, with a field goal and a 13-yard touchdown connection from Carr and WR **Chris Olave**.

However, upon the Eagles getting the ball back, Philadelphia QB **Jalen Hurts** completed a pass to TE **Dallas Goedert** for a 61-yard gain and Barkley punched in a touchdown from four yards in. The Eagles improved to 2-1, while the Saints fell to 2-1.

Carr completed 14-of-25 passes for 142 yards with one touchdown and one interception. Olave had six receptions for 86 yards, including a 13-yard touchdown catch. RB **Alvin Kamara** rushed for 87 yards and caught three passes for 40 yards from 127 total yards from scrimmage.

DE **Carl Granderson** had 1.5 sacks and a forced fumble and DT **Bryan Bresee** tied a career-high with two takedowns. S **Tyrann Mathieu** had an interception, giving him takeaways in four straight games for the first time in his career dating back to the 2023 season finale. CB **Paulson Adebo** led the team with a career-high ten solo tackles and one pass breakup.

CONTINUED ON NEXT PAGE

2024 GAME SUMMARIES

EAGLES VS. SAINTS (CONT.)

- The loss snapped a four-game winning streak, and a four-game home win streak.
- For the third consecutive game, the Saints scored on their first offensive possession with the Grupe field goal. It marked the first time since Weeks 17 and 18 of the 2022 season and the 2023 season opener, that the Saints scored on their opening possession in three consecutive games.
- Mathieu's interception was the 35th of his career since coming into the league in 2013. He and Minnesota's Harrison Smith are tied as the NFL's interception leaders among active players.
- Dating back to Week 17 of the 2023 season, New Orleans has won the takeaway battle in five consecutive contests.

WEEK 4: Atlanta Falcons 26, New Orleans Saints 24; September 29, 2024 @ Mercedes-Benz Stadium

- Despite several significant injuries going into the contest and in-game, the Saints took the Falcons to the limit before dropping a 26-24 heartbreaker at Mercedes-Benz Stadium.

Atlanta K **Younghoe Koo's** 58-yard field goal with two seconds left was the difference. New Orleans rebounded from a fumbled punt return for a touchdown early in the first quarter to reach the end zone on rushing touchdowns by TE **Taysom Hill** on their first two offensive possessions, his first two scores of the season, before departing with an abdomen injury.

Atlanta took the lead back in the second quarter at 17-14 on a 53-yard Koo field goal and a 44-yard **Troy Andersen** interception return for a touchdown. Koo added to the scoring with a 44-yard field goal midway through the third quarter and then **Blake Grupe** and Koo traded field goals with the Falcons taking the end for the majority of the third and fourth quarters until QB **Derek Carr** engineered a nine-play, 42-yard drive ending with a one-yard touchdown run by RB **Alvin Kamara** with one minute left to pull ahead, 24-23. But Atlanta rallied, as the Falcons gained 30 yards on a pass interference penalty to set up Koo's 58-yard kick.

WEEK 5: Kansas City Chiefs 26, New Orleans Saints 13; October 7, 2024 @ GEHA Field at Arrowhead Stadium

- Despite missing five starters due to various injuries, the Saints put forth a valiant effort in a 26-13 loss to the defending Super Bowl champion Kansas City Chiefs on Monday Night Football, closing to within three points early in the fourth quarter before the Chiefs had a late ten-point scoring outburst. After falling behind 10-0 in the contest, New Orleans moved to within three points midway through the second quarter when QB **Derek Carr** found WR/RS **Rashid Shaheed** for a 43-yard touchdown pass to cap a seven-play, 74-yard drive.

But after Kansas City milked the clock for a 15-play, 44-yard drive that ended with a 34-yard field goal by K **Harrison Butker**, the Chiefs forced a quick three-and-out and drove down the field for a 28-yard field goal. The two successful kicks late in the second quarter gave the Chiefs a 13-7 halftime lead.

New Orleans would rally with a 37-yard interception return by DT **Khalen Saunders** that set up a six-yard touchdown connection between Carr and TE **Foster Moreau**, but the Chiefs then ran down the field in five-plays and 68 yards, extending their lead to ten on a three-yard rushing touchdown by rookie WR **Xavier Worthy**.

WEEK 6: Tampa Bay Buccaneers 51, Saints 27; October 13, 2024 @ Caesars Superdome

- With the Buccaneers evacuated to New Orleans for their practice week due to Hurricane Milton, the Saints got caught in a storm of emotion and offensive production by Tampa Bay in a loss that dropped them to 2-4. Tampa Bay, who scored 24 unanswered points in the second half after trailing 27-24 at halftime, had 595 total yards of offense.

In the contest, QB **Spencer Rattler** made his first career NFL start in place of an injured **Derek Carr** [oblique]. Rattler completed 22-of-40 passes for 243 yards with a ten-yard touchdown pass to fellow rookie wide receiver **Bub Means** and two interceptions. Rattler also utilized his feet with four carries for 27 yards.

Buccaneers QB **Baker Mayfield** overcame three second quarter interceptions to complete 24-of-36 passes for 325 yards with four touchdown passes. He was aided by a ground game that added 277 yards and two touchdowns.

CONTINUED

2024 GAME SUMMARIES

TAMPA BAY VS. SAINTS (CONT.)

Mayfield and the Buccaneers jumped out to a 17-0 first quarter lead, but New Orleans would rally. Special teams provided a spark to put the team back into it. WR/RS **Rashid Shaheed** returned a punt 54 yards for a touchdown early in the second quarter to put the Saints within seven. On Tampa Bay's next possession, CB **Paulson Adebo** intercepted Mafield and K **Blake Grupe** drilled a 29-yard field goal. Two plays after the field goal, S **Johnathan Abram** intercepted a tipped pass and returned it 30 yards to the Tampa Bay ten-yard line. Rattler then connected with fellow rookie WR **Bub Means** for a ten-yard touchdown to put New Orleans ahead 20-17. After Tampa Bay took the lead quickly on a Mayfield touchdown pass, the Saints responded wiht a seven-play, 70-yard drive that ended with a four-yard rushing touchdown by RB **Alvin Kamara** to give the Saints would would be a 27-24 halftime lead. The two clubs traded punts on the first two possessions of the third quarter, but on New Orleans' second possession of the quarter, Tampa Bay turned up the heat on Rattler with two straight sacks on first and second down, forcing a punt. On Tampa Bay's next drive, Mayfield connected with WR **Chris Godwin** on a 55-yard touchdown to give the Buccaneers the lead for good on the afternoon.

WEEK 7: Denver Broncos 33, Saints 10; October 17, 2024 @ Caesars Superdome - Difficulties on third down and a standout performance on the ground by the Broncos offense combined to give the Saints their fifth consecutive loss.

The Broncos and Saints traded punts on their first possessions. Denver scored when they got the ball back for their second possession on a 46-yard **Wil Lutz** field goal. Broncos LB **Cody Barton** then sacked Saints QB **Spencer Rattler** and forced him to fumble with the recovery by LB **Kwon Alexander**. at the Denver 45-yard line, setting up a 32-yard Lutz kick. The Saints were forced to punt on their first possession of the second quarter and Broncos QB **Bo Nix** engineered an eight-play, 86-yard drive that ended with an eight-yard touchdown run by RB **Javonte Williams** to give Denver a 13-0 lead.

Nix matched a Saints field goal on his and Denver's next possession, successfully running a two-minute drill that gave the Broncos a 16-3 halftime lead following a 52-yard Lutz field goal.

Denver broke open the contest in the third quarter, where they forced three New Orleans punts and added on a 38-yard field goal by Lutz and a five-yard rushing touchdown by Williams to take a 26-3 edge going into the final period.

The Broncos scored their final points of the evening with just over four minutes remaining in the fourth quarter when CB **Ja'Quan McMillian** sacked Rattler and forced him to fumble, with the ball recovered by Barton and returned 52 yards for a touchdown. With QB **Jake Haener** entering the contest to allow Rattler to rest a hip pointer injury, New Orleans would achieve some offensive thrythm to end the contest when Haener engineered a 11-play, 79-yard drive that ended with a 12-yard touchdown pass to WR **Cedrick Wilson Jr.**, the second-year signal-caller's first career touchdown pass and the sixth-year wideout's first scoring grab as a Saint.



WEEK 8: Los Angeles Chargers 26, Saints 8; October 27, 2024 @ SoFi Stadium - Los Angeles QB **Justin Herbert** threw two touchdowns and had a career-long 38-yard rush, while RB **J.K Dobbins** rushed for 57 yards and pounded in a score to erase an early 2-0 deficit in the Saints' return to Southern California, where they held the first portion of their training camp.



2024 GAME SUMMARIES

SAINTS AT L.A. CHARGERS (CONT.)

The early lead for New Orleans came on an abated punt play, where LS **Josh Harris** fumbled the ball and when it was picked up by P **JK Scott**, TE **Taysom Hill** tackled him and forced him to fumble with the ball going out of the end zone for a safety. Late in the first quarter, Herbert carried for a 38-yard gain on a drive and the early Saints lead was erased by a 46-yard **Cameron Dicker** field goal on the first play of the second quarter. In the second quarter, Los Angeles embarked on a 15-play, 90-yard drive that ended with a one-yard rushing touchdown by **Dobbins**, which following a missed extra point, extended the lead to 9-2. New Orleans got the ball back with 1:37 left in the first half at their 30 and drove to cut the deficit to 9-5 on a 40-yard field goal by **Blake Grupe**.

The Chargers took a 16-5 lead on a 60-yard touchdown connection from Herbert to WR **Ladd McConkey**. New Orleans got the ball back and took advantage of a Chargers unnecessary roughness penalty, followed two plays later by a 14-yard completion from QB **Spencer Rattler** to WR **Chris Olave** to the Los Angeles 38-yard line. However, a holding penalty assessed to T **Trevor Penning** knocked New Orleans out of field goal range. The Saints forced a three and out, powered by a sack by DT **Khalen Saunders** and QB **Jake Haener** entered the contest in place of Rattler. Haener, then led New Orleans on eight-play drive that ended with a 43-yard field goal to put the Saints within eight.

On the next drive that led into the fourth quarter, Herbert connected with WR **Joshua Palmer** for a 45-yard gain, that set up a 29-yard field goal. The clubs then traded punts on their next two possessions, with the Saints eventually reaching Chargers territory on a drive powered by a 28-yard connection from Haener to Olave. However New Orleans was set back by a failed 44-yard field goal attempt by Grupe. On the following possession, the Chargers drove 66 yards in nine plays and McConkey hauled in a nine-yard touchdown pass from Herbert for a 26-8 lead with 3:22 remaining.

Rattler was 12-of-24 passing for 156 yards and Haener completed nine-of-17 throws for 122 yards. Olave, caught eight passes for 107 yards in the team's first 100-yard receiving performance of the season and the ninth of his career.

Los Angeles out-gained New Orleans, 378-366. The Saints were 2-for-16 on third down conversions, while the Chargers were only 3-of-12 on third down attempts.



WEEK 9: Carolina Panthers 23, New Orleans Saints 22; November 3, 2024 @ Bank of America Stadium - An inspired effort on offense by RB **Alvin Kamara** was spoiled by Carolina RB **Chuba Hubbard's** game-winning 16-yard rushing touchdown with 2:18 remaining. The Saints were unable to drive within field goal range on their final possession. After two first quarter Saints field goals, the Panthers had staked a 7-6 lead midway through the second quarter with a three-yard touchdown connection from QB **Bryce Young** to rookie WR **Xavier Legette**.

New Orleans took the lead back on a seven-yard touchdown run by TE **Taysom Hill**, but Carolina moved back to within three with a 48-yard kick by K **Eddie Pineiro** with 38 seconds left in the first half. Coming out of halftime, the Panthers chewed up 5:05 off the clock on a nine-play, 86-yard drive that ended with a one-yard rushing touchdown by Hubbard. New Orleans answered and moved to within one point on a 51-yard field goal by **Blake Grupe** and then the defense forcing a three-and-out.

In a drive that ran into the fourth quarter, New Orleans capitalized on the three-and out with starting field position at the 30-yard line and with Kamara accounting for 40 yards from scrimmage on the drive, QB **Derek Carr** found TE **Foster Moreau** for a 17-yard touchdown.

The clubs traded jabs for the rest of the game, starting with an acrobatic interception by Saints CB **Shemar Jean-Charles** making his first career pick in his first game started.

CONTINUED ON NEXT PAGE

2024 GAME SUMMARIES

SAINTS AT CAROLINA (CONT.)

On the ensuing drive, New Orleans was plagued by two holding penalties that set them back at their 18-yard line. The Saints got back to their 46-yard line, but were forced to punt. New Orleans again forced a three-and-out, but a face mask penalty assessed to T **Trevor Penning** on their first play from scrimmage on the drive set them back at their 13-yard line and eventually forced a punt.

After two deep pass attempts by Young that went incomplete, the second-year passer connected with Legette for a 26-yard gain on third-and-ten to the New Orleans 38-yard line. On the next play, Saints LB **Demario Davis** was assessed a 22-yard pass interference penalty, setting up the 16-yard go-ahead run by Hubbard. On the two-point attempt, Young was sacked by Saints DE **Chase Young**.

Starting at their 20-yard line, New Orleans got off to a promising start by collecting 20 yards between a four-yard carry by Kamara and a 16-yard completion from Carr to TE **Juwan Johnson**. But a sack for a six-yard loss by Panthers DT **Charles Harris** set New Orleans back to third-and-16. However after Kamara gained back 12 yards on a screen, WR **Cedrick Wilson** was unable to grasp a pass intended for him near the sideline and the Panthers would prevail for their second victory of the season.



- Kamara tied his career-high with 155 yards rushing, 12 yards short of the franchise career rushing yardage record. It was his tenth-career 100-yard rushing performance. He had a career-best 215 total yards from scrimmage, the highest total in the NFL this season and the fifth-highest single-game total in Saints history.
- Hill's seven-yard rushing touchdown was the 41st total score of his career, putting him a tie for ninth place in club record books with RB Pierre Thomas.

HONORS

WEEK 2: NFC Offensive Player of the Week, FedEx Ground Player of the Week and LFG (Tom Brady-FOX) Player of the Game Award - RB Alvin Kamara

Made a significant impact in the running game and passing game in New Orleans' 44-19 win at the Dallas Cowboys. Kamara carried 20 times for 115 yards (5.8 avg.) with three touchdowns and caught two passes for 65 yards, including a career-long 57-yard touchdown.

2024 SCHEDULE

PRESEASON

Date	Opponent	Result
Aug. 10	@ Arizona Cardinals	W, 16-14
Aug. 18	@ San Francisco 49ers	L, 10-16
Aug. 25	TENNESSEE TITANS	L, 27-30

REGULAR SEASON

Date	Opponent	Result
Sept. 8	CAROLINA PANTHERS	W, 47-10
Sept. 15	@ Dallas Cowboys	W, 44-19
Sept. 22	PHILADELPHIA EAGLES	L, 12-15
Sept. 29	@ Atlanta Falcons	L, 24-26
Oct. 7	@ Kansas City Chiefs	L, 13-26
Oct. 13	TAMPA BAY BUCS	L, 27-51
Oct. 17	DENVER BRONCOS	L, 10-33
Oct. 27	@ L.A. Chargers	L, 8-26
Nov. 3	@ Carolina Panthers	L, 22-23
Nov. 10	ATLANTA FALCONS	NOON/FOX
Nov. 17	CLEVELAND BROWNS	NOON/FOX
Dec. 1	LOS ANGELES RAMS	3:05/FOX
Dec. 8	@ New York Giants	Noon/FOX
Dec. 15	WASHINGTON COMMANDERS	NOON/FOX
Dec. 23	@ Green Bay Packers	7:15 p.m./ESPN
Dec. 29	LAS VEGAS RAIDERS	NOON/FOX
TBD	@ Tampa Bay Bucs	TBD/TBD

A five-time Associated Press All-Pro (2009-13), Evans was selected first-team four times, twice as much as any other Saint. Evans was selected to six straight Pro Bowls (2009-14) and was named to the Pro Football Hall of Fame’s 2010’s All-Decade Team. During his 11-year tenure, the Saints were ranked first in the NFL in total offense (net yards per game) six times (2006, 2008-09, 2011, 2014 and 2016) and in scoring (points per game) twice (2008-09). The 274 sacks surrendered by the Saints offensive line from 2006-16 were the lowest total in the NFL over the period and the unit was recognized twice (2009 and 2011) as the winner of the Madden Pro-tector Offensive Line Award.

Evans closed out his playing career starting 14 games at right guard for the Green Bay Packers in 2017, finishing with 183 total games played/started. A Pro Football Hall of Fame semifinalist in 2023 and finalist in 2024, Evans began his coaching career as an offensive assistant for the Saints in 2023.



TEAM NOTES

EVANS SELECTED TO SAINTS RING OF HONOR

Former Saints G Jahri Evans will be inducted into the club’s Ring of Honor during a halftime ceremony of the team’s contest against the Cleveland Browns on November 17.

Evans, 6-4, 318, was originally a fourth round draft pick (108th overall) of the Saints in 2006 out of Bloomsburg and developed into an anchor for one of the most dominant offenses in NFL history during his tenure with the Saints. The Philadelphia, Pa. native started all 169 regular season games he played in at right guard and all of the team’s ten post-season contests during that period, including all three during the 2009 campaign when the Saints captured Super Bowl XLIV.

FALCONS VS. SAINTS

FAMILY TIES

Numerous Saints players, coaches and administrators are not the only members of their families to make a name for themselves in pro football. 17 Saints players, coaches or front office staff have relatives who have played, coached or served in the front office in the NFL.

Offensive Coordinator Klint Kubiak - Father, Gary, played quarterback for the Denver Broncos from 1983-91 and served as an assistant for 15 years for Denver, San Francisco and Minnesota. Gary Kubiak was head coach of the Houston Texans from 2006-13 and the Denver Broncos from 2015-16, including the Super Bowl 50 champions. Brother Klay, serves as the 49ers passing game specialist. Brother Klein works in the Dallas Cowboys player personnel department.

Senior Vice President/Asst. General Manager-College Personnel Jeff Ireland - Stepson of Chiefs Hall of Fame linebacker/center E.J. Holub. Grandson of Philadelphia Eagles running back and Chicago Bears personnel executive Jim Parmer.

National Scout Terry Wooden - Brother, JoJo is Senior Director of Player Personnel for the Las Vegas Raiders.

Quarterback Derek Carr - Older brother, David was the No. 1 overall pick in the 2002 NFL Draft by the Houston Texans and played quarterback in the league for 11 seasons with Houston, Carolina, the New York Giants and San Francisco. Uncle, Lon Boyett, played tight end for Tampa Bay, the Raiders and San Francisco.

Linebacker Demario Davis - Cousin of the late Steve McNair, the standout quarterback for the Tennessee Titans (1995-2005) and Baltimore Ravens (2006-07).

Tight End Taysom Hill - Brother-in-law, David Nixon, played linebacker and on special teams for the Oakland Raiders (2009), Houston Texans (2010) and St. Louis Rams (2010-11).

TE Juwan Johnson - Brother, George, played defensive end for eight years in the NFL with the Tampa Bay Buccaneers, Minnesota Vikings, Detroit Lions and Saints.

Defensive End Cameron Jordan - Father, Steve, had a prolific 13-year career at tight end for the Minnesota Vikings, with six Pro Bowl selections, being inducted into their Ring of Honor.

Center/guard Erik McCoy - Cousin of former Dolphins and Buccaneers running back Jorvorski Lane.

Linebacker Nephi Sewell - One brother Penei, is a member of the Detroit Lions after getting selected seventh overall in the 2021 NFL Draft. Another brother, Noah, was selected by the Chicago Bears in the fifth round of the 2023 NFL Draft.

Practice Squad wide receiver Equanimeous St. Brown - Younger brother, Amon-Ra, plays wide receiver for the Lions.

Linebacker Pete Werner - Father, Greg, played nine games at right end and on special teams for the New York Jets in 1989 and went to training camp with the Philadelphia Eagles in 1990.

Wide receiver Cedrick Wilson Jr. - Father, Cedrick Sr., is a former NFL wideout, who played for seven years in the league, including a Super Bowl championship with the Pittsburgh Steelers.

Area Scout Joey Vitt - Father, Joe Vitt, is a long-time NFL assistant coach, who served as assistant head coach/linebackers of the Saints from 2006-16 and also had coaching stints with the Seattle Seahawks, Baltimore Colts, Los Angeles/St. Louis Rams, Kansas City Chiefs, New York Jets and Denver Broncos.

Area Scout Matt Phillips - Father, Ted, worked in the Chicago Bears front office from 1983-2022, including serving his last 24 years as team president.

FALCONS VS. SAINTS

ROSTER FACTS AND FIGURES

Oldest Saints Player: Linebacker Demario Davis, 35, 1/11/89

Youngest Saint: Cornerback Kool-Aid McKinstry, 22, 9/30/02

Most Seasons as a Saint: Defensive End Cameron Jordan - 13

Most NFL seasons: Jordan - 14

Most consecutive starts: Safety Tyrann Mathieu, 43

Consecutive games played: Longsnapper Zach Wood, 124

Most playoff experience: Jordan and Mathieu, 11 games

Heaviest Saint: Tackle Trevor Penning, 325

Tallest Saint: Tackles Landon Young and Trevor Penning, 6-7

Shortest Saint: Kicker Blake Grupe and wide receiver Jermaine Jackson, 5-7

Former first round draft picks: 8 - Defensive Tackle Bryan Bresee, Tackle Taliese Fuaga, Jordan, Wide Receiver Chris Olave, Penning, Center/Guard Cesar Ruiz and Defensive Ends Payton Turner and Chase Young.

Pro Bowlers: 7 - QB Derek Carr, LB Demario Davis, DB J.T. Gray (special teams), Jordan, RB Alvin Kamara, Mathieu and Young.

College with the most Saints: 3, two schools - Ohio State - (Olave, linebacker Pete Werner and Young) and Fresno State - (Carr, QB Jake Haener and RB Jordan Mims).

MY HOMETOWN

New Orleans Saints players (53-man player roster) come from 23 states, two from Ontario, Canada and one from Australia. Of the players on the team's roster, California (QB Derek Carr, DEs Isaiah Foskey and Carl Granderson, QB Jake Haener, DB Jordan Howden, WR/RS Jermaine Jackson, RB Jordan Mims, WR Chris Olave, FB Adam Prentice and RB Jamaal Williams) claims the most with ten.

ROSTER ROLL CALL

On the Saints active roster as of November 3, 32 were on the active roster, a reserve list of the practice squad at the end of the 2023 season. Among newcomers, the roster includes seven unrestricted free agents, two veteran free agents, one trade acquisition, six draft picks and five rookie free agents.

Of the players, 23 have less than four years of previous NFL experience, including ten rookies. The following is a breakdown of New Orleans' roster by years of experience (year entering): 14 years - 1, 13 years - 1, 12 years - 1, 11 years - 1, 8 years - 6, 7 years - 4, 6 years - 5, 5 years - 4, 4 years - 5, 3 years - 4, 2 years - 6, 1 year - 2, rookies - 11.

HIGHER EDUCATION

39 colleges and universities are represented on the Saints' 53-man roster. Of that total, eight are represented by multiple Saints, three from Ohio State and Fresno State and two from Appalachian State, BYU, Fresno State, Mississippi State, LSU, Notre Dame, Oregon, Tennessee, Northern Iowa, South Carolina and Vanderbilt.

TURNOVER RATIO LEADER

After finishing 31st in the NFL at -11 in 2022, New Orleans finished the 2023 season tied for third in turnover differential at +11 and ranked second in the NFC. The Saints won the turnover battle in eight games in 2023. In 2024, they are tied for 11th at +3, having not turned over the ball in the last two games.

2024 NFL TURNOVER DIFFERENTIAL LEADERS

Team	Takeaways			Giveaways			Diff
	Ints.	Fum	Total	Ints.	Fum	Total	
1t. Buf.	8	7	15	2	2	4	+11
1t. Det.	11	5	16	4	1	5	+11
3. Pit.	10	5	15	1	4	5	+10
4. LAC	9	4	13	1	3	4	+9
5. Chi.	7	8	15	5	3	8	+7
6. GB	10	9	19	10	3	13	+6
7. Was.	3	5	8	2	1	3	+5
8t. Hou.	8	5	13	4	5	9	+4
8t. SF	10	5	15	7	4	11	+4
8t. Min.	13	4	17	7	6	13	+4
11t. NO	11	3	13	6	5	11	+3
11t. Bal.	6	3	9	2	4	6	+3

FALCONS VS. SAINTS

TAKEAWAY TURNAROUND

After finishing tied for 31st in the NFL in 2022 with only 14 takeaways, New Orleans more than doubled that figure in 2023 with 29 forced turnovers on defense and special teams, ranking fourth in the NFL. Their 14 forced turnovers in 2024 are tied for ranked ninth in the league with 11 interceptions and three fumble recoveries.



2024 NFL TAKEAWAY LEADERS

Team	Takeaways		
	Ints.	Fum	Total
1. GB	10	9	19
2. Min.	13	4	17
3. Det.	11	5	16
4t. SF	10	5	15
4t. Pit.	10	5	15
4t. Buf.	8	7	15
4t. Chi.	7	8	15
4t. Ind.	6	9	15
9. NO	11	3	14

POINTS PER GAME

The Saints' 91 points through Week Two were tied for the second-most points by a team with the 1971 Dallas Cowboys through the first two games of a season since the 1970 AFL-NFL merger and behind the 2009 Saints [93].



LARGEST POINT TOTALS THROUGH THE FIRST TWO GAMES OF A SEASON SINCE 1970

Team	Year	Pts.
1. New Orleans	2009	93
2t. New Orleans	2024	91
2t. Dallas	1971	91

BUCKING THE ODDS

The Saints have a long tradition of finding players as free agents signed after the draft that make an impact immediately or after developing their careers initially on the practice squad. Several undrafted Saints on the roster play key roles on offense, defense and special teams, including six undrafted rookies who are on the 53-man roster.

Over the past 21 years, the Saints [2018-22: DB **J.T. Gray**, WR/RS **Deonte Harty** and WR/RS **Rashid Shaheed**] and San Diego/Los Angeles Chargers [2003: G **Kris Dielman**, TE **Antonio Gates** and WR **Kasim Osgood**] are the only two teams to have three players signed as undrafted free agents be selected to a Pro Bowl for the team that originally signed them.

Originally signed as an undrafted free agent in 2018, spending part of his rookie season on the practice squad, Gray's 81 special teams tackles since 2019 rank first in the NFL, as he has been selected as both an AP first-team All-Pro and Pro Bowler. In 2023, the special teams captain finished the season with 11 coverage stops to lead the team and tie for 12th in the league, despite missing three contests with injuries. In 2024, he is ranked first on the team with 16 stops and had a blocked punt on Sept. 22 vs. Philadelphia, adding two solo defensive tackles and one forced fumble.


DE **Carl Granderson** joined the club in 2019 as an undrafted free agent out of Wyoming and has appeared in 80 regular season games with 30 starts, posting 213 tackles [124 solo], 26.5 sacks for a loss of 169 yards, two passes defended, four forced fumbles and two recoveries. In 2023, Granderson earned the starting right end position and posted a career-high 78 tackles [44 solo], led the team with a career-best 8.5 sacks for a loss of 55 yards, defended one pass and forced a fumble and recovered one.

FALCONS VS. SAINTS

Granderson's 78 stops ranked fifth in the National Football League among defensive linemen and were the most by a Saints lineman since 2004. He has opened all eight games in 2024 and has recorded 34 tackles (21 solo), 3.5 sacks, five stops for loss and one forced fumble to lead the defensive line in stops.



Joining New Orleans following the 2023 NFL Draft, after a graduate transfer season at Notre Dame and playing most of his college career at Arkansas State, **K Blake Grupe** won a preseason competition to handle placekicking duties and in two seasons, has drilled 46-of-54 field goal attempts (85.2 pct.), including 16-of-17 kicks (94.1 pct.) in 2024 with a career-long of 57 yards in the season-opening win over Carolina. Dating back to the Dec. 17, 2023 win over the New York Giants until a fourth quarter miss Sunday at the Los Angeles Chargers, Grupe had made 19 consecutive field goals, the longest streak of his career and tied for sixth-longest in franchise history.



New Orleans signed P **Matthew Hayball** out of Vanderbilt following the NFL Draft. The West Adelaide, Australia native finished as Vandy's all-time leader in punting average (46.5) and was a consensus second-team All-American in 2023, when he ranked seventh nationally in net (43.1). Hayball won a training camp competition to secure the job. In nine games, he has punted 35 times with a 44.7 net punting average, with his 20 inside the 20-yard line tied for fourth in the NFL.

2024 PUNTS INSIDE THE 20-YARD LINE LEADERS

Player, Team	Inside The 20
1. Corey Bojorquez, Cle.	23
2. Tommy Townsend, Hou.	22
3. Bryce Baringer, NE	21
4t. Matthew Hayball, NO	20
4t. Riley Dixon, Den.	20

Signing with New Orleans following the 2024 NFL Draft, S **Millard Bradford** was a five-year letterman and two-time Honorable Mention All-Big 12 selection at TCU, finishing his Horned Frog career with 231 stops (175 solo), 16.5 tackles for loss, one sack for a nine-yard loss, four interceptions, 21 passes defended, two forced fumbles and two fumble recoveries. After starting the season on the practice squad, the Helotes, Texas native was signed to the active roster on Nov. 2 and made his NFL regular season debut on Sunday on special teams at Carolina.

TE **Dallin Holker** was signed by New Orleans after a standout graduate transfer campaign at Colorado State, where he posted 64 receptions for 767 yards with six touchdowns, the highest total of yardage and scoring grabs in the college regular season by an Football Bowl Subdivision tight end. Holker's performance in the offseason and training camp secured a roster spot behind Johnson, Taysom Hill and Foster Moreau. Holker recorded his first career special teams tackle on Sunday at Carolina.

WR **Jermaine Jackson** signed a college free agent contract in the spring, playing his final four years at Idaho after starting his college career at the College of San Mateo (Calif.). In 2023, the Oakland, Calif. native was one of the most dynamic returners in college, bringing back 18 punts for 332 yards (18.4 avg.) with two touchdowns to go with 18 kickoff returns for 478 yards (26.6 avg.) and 48 receptions for 593 yards (12.4 avg.) with two touchdowns. Following Shaheed's season-ending knee injury, Jackson has handled return duties in three contests, returning six punts for 50 yards (8.6 avg.) and five kickoffs for 122 yards (24.4 avg.).

BUCKING THE ODDS (CONT.)

TE **Juwan Johnson** first led Saints tight ends with four touchdown receptions in 2021, converting to the position that offseason after playing wideout in college and as a rookie in 2020, signed as an undrafted free agent from Oregon. In 2022, he led the Black and Gold tight ends in receiving with 42 grabs for 508 yards with a club-best and career-high seven touchdowns, tied for third at the position in the NFL. Johnson led the team's tight ends with 37 grabs for 368 yards with four touchdown grabs in 2023. Johnson has led the Saints with 12 receiving touchdowns over the past three seasons, tied for fifth over that period among league National Football League tight ends.

In 2024, Johnson quickly recovered from foot surgery in June and has played in all nine games, recording 20 receptions for 225 yards with one touchdown. Johnson has combined with Taysom Hill and Foster Moreau to form an effective tight end trio.

After originally signing as an undrafted free agent out of Vanderbilt in 2023, where he led the Commodores in tackles in each of his final three seasons, LB **Anfernee Orji** received the opportunity to see extensive snaps in practice in training camp due to injuries to teammates Demario Davis and Pete Werner. He ranks second on the team with 11 coverage stops and has also added 15 defensive tackles. [nine solo].

CB **Rico Payton** signed a college free agent contract in the spring, playing his final four years at Pittsburg State. As a senior in 2023, the St. Louis native recorded 35 tackles with four interceptions and 15 passes defensed. Payton secured a roster spot with his performance in training camp practices and preseason games, leading the team with five passes defensed and adding seven defensive tackles and one coverage stop in three contests. Payton has contributed on both defense and special teams in the first eight games with one pass breakup and six coverage stops, including a career-high two on October 27, at the L.A. Chargers.

WR **Mason Tipton** stuck on the 53-man roster after showing bright spots in training camp practices, following a college career at Yale, where he posted 132 receptions for 1,067 yards with 19 TDs. In 2024, he has 14 receptions for 99 yards.

NEW ORLEANS SAINTS WHO HAVE JOINED THE TEAM AS UNDRAFTED ROOKIE FREE AGENTS (53-MAN ROSTER)

PLAYER, SCHOOL	SEASON
DB J.T. Gray, Mississippi State	2018
DE Carl Granderson, Wyoming	2019
TE Juwan Johnson, Oregon	2020
K Blake Grupe, Notre Dame	2023
LB Anfernee Orji, Vanderbilt	2023
CB Rico Payton, Pittsburg State	2024
P Matthew Hayball, Vanderbilt	2024
TE Dallin Holker, Colorado State	2024
WR Mason Tipton, Yale	2024
S Millard Bradford, TCU	2024
WR Jermaine Jackson, Idaho	2024

SAINTS IN 2024 WHEN:

Leading After First Quarter.....	2-3
Tied After First Quarter.....	0-1
Trailing After First Quarter.....	0-3
Leading at Halftime.....	2-3
Trailing at Halftime.....	0-4
Leading After Third Quarter.....	2-1
Trailing After Third Quarter.....	0-6
Saints Score First.....	2-3
Opponent Scores First.....	0-4
Saints 200+ net Yards Passing.....	1-3
Saints 100+ Yards Rushing.....	2-3
Saints outrush opponent.....	2-3
+ 2 Turnover Margin.....	1-0
+ 1 Turnover Margin.....	1-2
Even Turnover Margin.....	0-3
-1 Turnover Margin.....	0-2
Recording 0 Takeaways.....	0-1
Recording 1 Takeaway.....	1-4
Recording 2 Takeaways.....	0-1
Recording 3 Takeaways.....	1-1
Defense Has 3+ Sacks.....	2-2
Indoors.....	2-4
Outdoors.....	0-3

CONTINUED ON NEXT PAGE

SAINTS IN 2024 (CONT.)

Home Games.....	1-3
Road Games.....	1-4
On Artificial Turf.....	2-6
On Natural Grass.....	0-1
Allowing 20 Or Fewer Points.....	2-1
Scoring 20 Or More Points.....	2-3

SAINTS BY THE NUMBERS

6 - In the Sept. 15 44-19 win at Dallas, New Orleans scored touchdowns on their first six offensive possessions for only the second time in franchise history, the other occurring on Dec. 21, 2008 at Detroit. The Saints have won a franchise-record six consecutive season openers dating back to 2019. The six-game opener winning streak is the longest current streak in the National Football League.

8 - Ring of Honor members, including guard Jahri Evans, who will be inducted at halftime of the Nov. 17 game vs. Cleveland.

9 - In the Sept. 8 opening win over Carolina, New Orleans scored on nine straight possessions, their first nine of the contest, tying the club record previously set in 2011 and 2018.

10 - With his second quarter two-yard touchdown reception from quarterback Derek Carr on Nov. 5, 2023, vs. Chicago, tight end Taysom Hill became the first player since QB/HB Frank Gifford to have at least ten career rushing touchdowns, ten career passing touchdowns and ten career receiving touchdowns.

11 -The number of rookies on the 53-man roster, including five draft picks [tackle Taliese Fuaga, cornerback Kool-Aid McKinstry, defensive tackle Khristian Boyd, linebacker Jaylan Ford, and quarterback Spencer Rattler] and six free agents [punter Matthew Hayball, safety Millard Bradford, tight end Dallin Holker, wide receiver Jermaine Jackson, cornerback Rico Payton and wide receiver Mason Tip-ton].

19 - Before a fourth quarter miss on Oct. 27, at the L.A. Chargers, second-year kicker Blake Grupe made consecutive field goal attempts dating back to the 2023 season, tied for the second-longest streak in franchise history.

18 - Number of interceptions by New Orleans in 2023, tied for third in the NFL, more than doubling and nearly tripling their 2022 total of seven. The Saints' 11 interceptions in 2024 through nine games are second in the National Football league.

28 - Number of teams DE Cameron Jordan has a sack against. The clubs Jordan has not recorded a takedown against are Baltimore, Kansas City, and the New York Jets.

35 -With 35 career interceptions, S Tyrann Mathieu is tied with Vikings S Harrison Smith as the NFL's active leader.

37 - RB Alvin Kamara needs 37 receptions to surpass Marcus Allen [587] for the fifth-most receptions by a running back in NFL history. Only Larry Centers [827], Marshall Faulk [767], LaDainian Tomlinson [624] and Keith Byars [610] have more. Kamara has 551 career receptions after recording six grabs apiece in three consecutive contests.

39 - Career number of 300-yard passing games by QB Derek Carr, ninth in the NFL since coming into the league in 2014.

47 - Players sacked by Jordan in his career.

57 - Kamara had a career-long 57-yard touchdown reception in the Sept. 15 win at Dallas.

58 - The club is in its 58th season of play in 2024.

60 - Club-record number of rushing touchdowns by Kamara, the second-highest league total since he was drafted by the Saints in 2017. The total is tied for 53rd all-time after he rushed for one score on Oct. 13, vs. Tampa Bay. With one rushing touchdown on Sunday vs. Atlanta, he would move into a tie for 50th.

75 - Kamara's 75 receptions in 2023 led NFC tailbacks and ranked second in the NFL at running back. With 75 catches in 2024, he would become the first running back in NFL history with at least 75 grabs in six career seasons. In 2024, Kamara's 46 receptions leads both his team in receiving and league running backs.

SAINTS BY THE NUMBERS (CONT.)

83 - DB J.T. Gray's 83 special teams tackles since coming to the NFL in 2018 rank second in the NFL over the period.

85 - Franchise-record number of total touchdowns by Kamara, second-highest in the NFL since 2017 and tied for 57th all-time. With one touchdown Sunday, Kamara would move into a tie for 53rd and with two, would move into a tie for 52nd.

117.5 - Career sacks by Jordan, first in team records and ranked 23rd all-time in the National Football League.

165 - Number of regular season games quarterback Derek Carr has started in his career, the most by a signal-caller since 2014.

180 - Number of total yards from scrimmage by Kamara on September 15 at Dallas. Combined with his four touchdowns on Sept. 15 and a 172-yard, six-touchdown performance on Christmas day in 2020 vs. Minnesota, he became the fifth player in the Super Bowl era with multiple career games with at least 150 scrimmage yards and four touchdowns, joining Pro Football Hall of Famers LaDainian Tomlinson [four games], Marshall Faulk [three] and Jerry Rice [two], as well as Clinton Portis [two].

215 - Career-high number of total yards from scrimmage by Kamara on Sunday at Carolina. The 215 is the highest single-game total in the NFL this season and the fifth-highest total in Saints history.

251 - Number of career touchdown passes by Carr, tied with Drew Bledsoe for 26th in NFL record books. Indianapolis Colts signal caller Joe Flacco is ranked 25th with 252.

424 - Franchise wins [regular season/postseason combined]. With a win on Sunday vs. Atlanta, the franchise will reach 425.

551 - With 551 career receptions, Kamara has the most receptions by a running back in his first eight seasons in NFL history. Kamara is also 15 receptions from taking over second place in club record books in receiving.

1,386 - Career number of tackles by LB Demario Davis, joining Seattle linebacker Bobby Wagner and Tampa Bay linebacker Lavonte David as only the third active player with 1,300 stops.

3,684 - Career completions by Carr, ranked 20th all-time. With three completions on Sunday, Carr will surpass Fran Tarkenton and move into 19th.

6,489 - Rushing yardage total by Kamara, ranked second in club record books. With 12 yards on Sunday, Kamara will surpass Mark Ingram II and become the club's all-time rushing leader.

11,075 - Club-record total yards from scrimmage by Kamara, the second-highest total in the National Football League since 2017 and ranked 88th in the all-time. With 37, he will surpass Maurice Jones-Drew and move into 87th, with 60, he'll surpass Priest Holmes and move into 86th and with 90, he will surpass Davante Adams and move into 85th [Adams and the New York Jets play Sunday at 3:25 CT].

40,325 - Career passing yardage total by Carr, ranked 24th all-time. On Oct. 7 at Kansas City, Carr become the seventh player to reach 40,000 passing yards in their first 11 campaigns. With 227 yards on Sunday vs. Atlanta, Carr would surpass Joe Montana and move into 23rd place.

SAINTS TEAM CAPTAINS

In a player vote, tight end Taysom Hill was added as an offensive team captain. Defensive end Cameron Jordan's the team's longest tenured captain [2015]. Quarterback Derek Carr, linebacker Demario Davis, center/guard Erik McCoy, safety Tyrann Mathieu, defensive back J.T. Gray [special teams] and longsnapper Zach Wood round out the group.

2024 NEW ORLEANS SAINTS TEAM CAPTAINS

Offense - QB Derek Carr, C/G Erik McCoy and TE Taysom Hill

Defense - LB Demario Davis, DE Cameron Jordan and S Tyrann Mathieu

Special Teams - DB J.T. Gray and LS Zach Wood

FALCONS VS. SAINTS

RED ZONE SCORING

Under the supervision of offensive coordinator Klint Kubiak, the New Orleans offense is ranked second fifth in the National Football League in red zone touchdown percentage.

NFL RED ZONE TOUCHDOWN PERCENTAGE LEADERS IN 2024

Team	Dri.	Pts.	TD	TD%
1. Bal.	39	227	29	74.4
2. TB	34	187	24	70.6
3. Cin.	26	146	18	69.2
4. Chi.	20	101	13	65.0
5. NO	28	140	18	64.2

RUNNING TO THE END ZONE

In 2024, New Orleans is tied for sixth in the NFL with 11 rushing touchdowns, led by RB Alvin Kamara, whose six rushing touchdowns are tied for seventh in the league.



NATIONAL FOOTBALL LEAGUE 2024 RUSHING TOUCHDOWN LEADERS

Team	Rushing TDs
1. Was.	15
2t. Det.	14
2t. Phi.	14
4t. Bal.	13
4t. Buf.	13
6t. Sea.	11
6t. NO	11
6t. KC	11

INSIDE THE 20


The New Orleans defense is ranked eighth in the National Football League in opponent red zone touchdown percentage.

NFL OPP. RED ZONE TOUCHDOWN PERCENTAGE LEADERS IN 2024

Team	Dri.	Pts.	TD	TD%
1. Pit.	24	90	9	37.5
2. LAC	15	59	6	40.0
3. Chi.	22	88	9	40.9
4. Det.	23	88	10	43.5
5. NYG	25	116	11	44.0
6. Phi.	24	106	11	45.8
7. Buf.	32	132	15	46.9
8. Den.	23	105	11	47.8
9t. NO	30	132	15	50.0
9t. LAR	28	124	14	50.0

AGAINST THE PASS

In 2023, the Saints finished tenth in the NFL in opponent net passing yards per game and fifth in opponent passer rating [79.7]. In 2024, the Saints rank sixth in the NFL with an 80.5 opponent passer rating and are tied for surrendering the fifth-fewest touchdown passes in the league.



2024 NFL OPPONENT PASSER RATING LEADERS

Rk. Team	Rating
1. L.A. Chargers	75.9
2. Detroit	76.2
3. Chicago	77.2
4. San Francisco	78.8
5. Pittsburgh	79.4
6. New Orleans	80.2

CONTINUED ON NEXT PAGE

AGAINST THE PASS (CONT.)

FEWEST TOUCHDOWN PASSES SURRENDERED IN THE NFL IN 2024

Rk. Team	TD Passes
1. Chicago	5
2t. N.Y. Jets	6
2t. Detroit	6
4. L.A. Chargers	7
5t. New Orleans	8
5t. Miami	8
5t. Philadelphia	8
5t. Pittsburgh	8



2024 TEAM NFL INTERCEPTION LEADERS

Rk. Team	Interceptions
1. Minnesota	13
2t. New Orleans	11
2t. Detroit	11

BALL-HAWKING DEFENDERS


Competitiveness against opposing passing attacks has become a mantra of the defensive coaching staff. New Orleans’ 99 passes defended in 2023 were ranked first in the NFL with CB Paulson Adebo ranked third individually with a career-high 18 and two other players in the top ten, including cornerback Alontae Taylor (career-high 14), making the Saints the only team with three players in the top ten. In 2023, New Orleans is tied for third in the NFL with 48 with two players ranked in the top five individually.

2024 TEAM NFL PASSES DEFENSED LEADERS (PRESS BOX TOTALS)

Rk. Team	Passes Defensed
1. Minnesota	53
2. Houston	49
3t. New Orleans	48
3t. L.A. Chargers	48

SUPER SPECIAL TEAMS UNITS

In their fifth year under the supervision of **Darren Rizzi**, who was elevated to interim head coach on Monday after supervising special teams since 2019, the Saints special teams units finished 2023 ranked second in the NFL under writer Rick Gosselin’s comprehensive rankings system. This was the fourth top five ranking by the Saints special teams units during Rizzi’s tenure, based on 22 kicking-game categories with New Orleans leading or sharing the lead in five of them and finishing in the top ten in 13.



PICK CITY

Interceptions have been a priority of the defensive coaching staff. In 2023, the club’s 18 picks were double the team’s 2022 total of seven, tied for third in the National Football League. Individually, cornerback Paulson Adebo and safety Tyrann Mathieu tied for the team lead with four picks apiece, tied for seventh in the NFL. In 2024, the Saints are tied for second in the NFL.

SPECIAL TEAMS TOUCHDOWNS

In 2023, New Orleans recorded two touchdowns on special teams for the first time since the 2017 campaign. WR/RS **Rashid Shaheed** had a 76-yard punt return for a touchdown at Green Bay on Sept. 24, the team’s first punt return for a touchdown since 2019. On Dec. 10, vs. Carolina, LB **Nephi Sewell** forced Panthers P Johnny Hekker to fumble on a punt play, which was recovered by LB **D’Marco Jackson** for an eight-yard touchdown. New Orleans scored their first of 2024 on October 13, when Shaheed returned a punt 54 yards for a score vs. Tampa Bay.

SUPER SPECIAL TEAMS UNITS (CONT.)

RETURN GAME

Shaheed provided a spark to the New Orleans punt return game prior to his season-ending knee injury in Week Six. He was on his way to being selected as a Pro Bowl starter as a return specialist, a first-team *Associated Press* All-Pro as a punt returner again. Shaheed is now only the third Saint with multiple punt returns for touchdowns.

NEW ORLEANS SAINTS PUNT RETURN TOUCHDOWN LEADERS

Rk. Saint	PR TDs
1. Reggie Bush, 2006-10	4
2t. Rashid Shaheed, 2022-	2
2t. Tyrone Hughes, 1993-96	2

Since Rizzi came to New Orleans in 2019 as the club's special teams coordinator, the Saints' three punt returns for touchdowns rank second in the NFL.

NFL PUNT RETURN TOUCHDOWN LEADERS SINCE 2019

Rk. Team	PR TDs
1. Detroit Lions	4
2. New Orleans Saints	3
3t. Six teams	2

With Rasheed suffering the season-ending knee injury, the punt return duties will now fall to rookie wideout Jermaine Jackson, who was signed as a free agent following the 2024 NFL Draft out of Idaho. In his final college season, Jackson returned two punts for touchdowns for the Vandals and for his college career had three punt returns for scores and reached the end zone on one kickoff return. In two games, he has returned six punts for 50 yards (8.3 avg.) and seven kickoffs for 162 yards (23.1 avg.). As a team, New Orleans is ranked tenth in the National Football League in team punt return average, one of five clubs to have a runback for a touchdown.

2024 NFL PUNT RETURN AVERAGE LEADERS (TEAM)

Rk. Team	Punt Return Average
1. Detroit	16.6
2. Dallas	16.2
3. New England	15.6
4. Jacksonville	15.5
5. Washington	15.0
6. L.A. Chargers	14.7
7. Pittsburgh	12.9
8. Miami	12.5
9. Kansas City	12.5
10. New Orleans	12.1

SAFETY DANCE

New Orleans' special teams units accounted for the club's first safety since the 2020 season on October 27 at the Los Angeles Chargers. In the first quarter, tight end **Taysom Hill** took advantage of an errant snap and tackled punter JK Scott with the football eventually going out of the end zone for a safety.

COVERAGE CAPTAIN

New Orleans' coverage units in 2024 will again be led by special teams co-captain **J.T. Gray**. Signed by the Saints following the 2018 NFL Draft out of Mississippi State, Gray has been voted by his teammates as a special teams captain for the past three seasons and has been selected both as a Pro Bowl starter and *Associated Press* All-Pro. Playing in 90 career games, Gray has career totals of 83 special teams stops, two blocked punts, three fumble recoveries and 12 defensive tackles, 2.5 sacks, one forced fumble and a pass defense. In 2023, he finished with 11 coverage stops to lead the team and tie for 12th in the NFL in 14 contests. Gray's special teams impact was at its best on September 22 vs. Philadelphia, when he blocked a punt in the third quarter against the Eagles, the second of his career.



FALCONS VS. SAINTS

SUPER SPECIAL TEAMS UNITS (CONT.)

Gray's 83 tackles since 2018 are ranked second in the NFL, despite missing six total contests in 2022 and 2023 with injuries. Since his first full season in 2019, Gray's 81 stops rank first in the league. In 2024, Gray is ranked first on the team with 16 coverage stops, adding two tackles and one forced fumble on defense.

2018-PRESENT NATIONAL SPECIAL TEAMS TACKLES LEADERS

Rk. Player, Team	No.
1. Nick Bellore, Sea.-Was.	86
2. J.T. Gray, NO	83
3. George Odum, Ind.-SF	79

2019-PRESENT SPECIAL TEAMS TACKLES LEADERS

Rk. Player, Team	No.
1. J.T. Gray, NO	81
2. Nick Bellore, Sea.-Was.	77
3. George Odum, Ind.-SF	70

2024 SAINTS SPECIAL TEAMS TACKLES LEADERS

Rk. Saint	No.
1. J.T. Gray	16
2. Anfernee Orji	11
3t. Isaiah Foskey	7
3t. Cedrick Wilson Jr.	7

PUNT COVERAGE LEADER

The success of the team's coverage units allowed New Orleans to rank first in the NFL in opponent punt return average in 2023 and eighth in 2024.

2024 NFL OPP. PUNT RETURN AVERAGE LEADERS

Team	Opp. Punt Return Av.
1. Det.	4.8
2. Pit.	4.8
3. Hou.	4.9
4. Min.	6.3
5. GB	7.0
6. Phi.	7.1
7. Wash.	7.2
8. NO	7.7
9. Cin.	7.8
10t. Den.	7.9

KICKOFF COVERAGE LEADERS

The Saints kickoff coverage units are currently ranked first in the NFL as opponents' average starting field position is at the 26.9-yard line following kickoffs, adjusting to the rules changes.

2024 NFL OPPONENT KICKOFF AVERAGE STARTING POSITION LEADERS

Team	Opp. Starting Position
1. New Orleans	26.9
2. Seattle	28.1
3. Las Vegas	28.3
4. Denver	28.4

JUST FOR KICKS

In 2023, rookie free agent kicker **Blake Grupe** won placekicking duties in a training camp competition and has made significant contributions to the special teams units.

Grupe was signed as a free agent out of Notre Dame, where he played his graduate campaign in 2022, after handling kicking duties at Arkansas State from 2017-21. In 17 games, Grupe made 30 of 37 field goal attempts and all 40 PAT attempts to lead the team with 130 points. In 2024, Grupe has made 16-of-17 field goal attempts. On Oct. 27, a 19-kick streak of successful field goal attempts came to end end, tied for the sixth-longest streak in franchise history.

SAINTS CONSECUTIVE FIELD GOAL CONVERSION STREAKS

Rk.	Saint, Dates	No.
1.	Wil Lutz, 10/27/19-11/1/20	29
2.	Wil Lutz, 9/16-12/23/18	26
3.	Morten Andersen, 11/1/92-9/12/93	25
4t.	Morten Andersen, 11/24/85-10/5/86	20
4t.	John Carney, 11/20/05-10/1/06	20
6t.	Wil Lutz, 11/17/16-9/17/17	19
6t.	Blake Grupe, 12/17/23-10/27/24	19

QUARTERBACKS

DEREK CARR



On March 6, 2023, the Saints agreed to terms with Derek Carr on a four-year contract to solidify the quarterback position. He spent the first nine seasons of his NFL career with the Oakland/Las Vegas Raiders. Originally selected in the second round [36th overall] of the 2014 NFL Draft by the Raiders out of Fresno State, the Bakersfield, Calif. native has started all 165 career regular season games he has played in, the most starts at the position over that time, completing 3,684-of-5,665 passes [65.0 pct.] for 40,325 yards with 251 touchdown passes, 111 interceptions and a 92.5 passer rating, while adding 907 rushing yards and seven touchdowns. Since entering the league in 2014, Carr ranks first in the NFL in completions, second in passing yardage and sixth in passing touchdowns. He became the third quarterback in NFL history to pass for 3,000-plus yards in each of his first ten seasons, joining Pro Football Hall of Fame signal-caller Peyton Manning and Russell Wilson. He is just the seventh player in NFL history to reach 40,000 passing yards in his first nine seasons and has completed 316 passes of 25+ yards since he entered the league in 2014, third-most in the NFL over that span.

Carr started all 17 games in 2023 and completed 375-of-548 passes [68.4 pct.] for 3,878 yards with 25 touchdowns, eight interceptions and a 97.7 passer rating. He finished his first season in Black and Gold ranked second in the NFL in fourth quarter passer rating [106.9], sixth in completion percentage, seventh in completions and tenth in TD passes and passer rating.

In 2024, Carr has completed 108-of-159 passes [67.9 pct.] for 1,225 yards, nine touchdowns, only four interceptions and a 99.2 passer rating. He missed his first games as a Saint in Weeks Six-Eight [oblique], but returned to action for the team's Week nine contest at Carolina.

WHERE HE RANKS

Since 2014, Carr has thrown for 40,325 passing yards, the third-most in the NFL over that span.

PASSING YARDS SINCE 2014

Rk.	Quarterback	No.
1.	Matthew Stafford	40,559
2.	Kirk Cousins	40,479
3.	Derek Carr	40,325
4.	Tom Brady	40,065
5.	Matt Ryan	39,320

Carr's 39 career games of at least 300 yards passing since 2014 are ninth in the NFL.

300-YARD PASSING GAMES SINCE 2014

Rk.	Quarterback	No.
1.	Tom Brady	54
2.	Matt Ryan	52
3.	Kirk Cousins	49
4.	Drew Brees	45
5.	Patrick Mahomes	44
6t.	Philip Rivers	40
6t.	Ben Roethlisberger	40
6t.	Matthew Stafford	40
9.	Derek Carr	39

Carr's 251 touchdown passes since 2014 are the sixth-most in the NFL since his arrival in the league.

TOUCHDOWN PASSES SINCE 2014

Rk.	Quarterback	No.
1.	Aaron Rodgers	302
2.	Tom Brady	290
3.	Russell Wilson	285
4.	Kirk Cousins	279
5.	Matthew Stafford	257
6.	Derek Carr	251

FALCONS VS. SAINTS

Carr's 3,684 completions since 2014 are the most in the NFL over that span and ranked 20th in league record books

COMPLETIONS SINCE 2014

Rk.	Quarterback	No.
1.	Derek Carr	3,684
2.	Tom Brady	3,575
3.	Kirk Cousins	3,555
4.	Matthew Stafford	3,531
5.	Matt Ryan	3,458

20+TDS

With 25 touchdowns in 2023 after tying his career-high by tossing four scoring throws in the season finale win vs. Atlanta, Carr has notched nine career seasons with 20+ passing touchdowns, tied for the most 20-touchdown seasons since 2014.

SEASONS WITH 20+ PASSING TOUCHDOWNS SINCE 2014

Rk.	Quarterback	No.
1t.	Derek Carr	9
1t.	Tom Brady	9
1t.	Russell Wilson	9
4t.	Matt Ryan	8
4t.	Aaron Rodgers	8
4t.	Kirk Cousins	8

Carr is only the fifth player in NFL history to have nine or more campaigns with 20+ passing touchdowns in their first ten seasons.

SEASONS WITH 20+ PASSING TOUCHDOWNS IN FIRST 10 SEASONS

Rk.	Quarterback	No.
1t.	Russell Wilson	10
1t.	Peyton Manning	10
1t.	Dan Marino	10
4t.	Derek Carr	9
4t.	Matt Ryan	9

20+ IN THE LAST FIVE

Carr is also one of only three quarterbacks with 20+ passing touchdowns in each of the last five seasons (2019-23), joining Josh Allen and Patrick Mahomes.

MULTI-TD GAMES

With two touchdowns on Oct. 7 at Kansas City, Carr's 80 career games with multiple passing touchdowns are tied for fifth in the National Football League since 2014.

GAMES WITH MULTIPLE TD PASSES SINCE 2014

Rk.	Quarterback	No.
1.	Aaron Rodgers	97
2.	Tom Brady	89
3.	Russell Wilson	87
4.	Kirk Cousins	86
5t.	Derek Carr	80
5t.	Matthew Stafford	80

3,000 X 10

Carr's one of just three quarterbacks to pass for at least 3,000 yards in each of his first ten seasons.

QUARTERBACKS WITH 10 3,000 YARD SEASONS TO START CAREER

Rk.	Quarterback	Years
1t.	Derek Carr	2014-23
1t.	Peyton Manning	1998-2007
1t.	Russell Wilson	2012-21

40,000+ IN 11

Derek Carr is just one of seven National Football League quarterbacks to reach 40,000 career passing yards in their first 11 campaigns, after he reached 40,089 career passing yards on Monday night in Kansas City. Carr joins Matt Ryan, Peyton Manning, Matthew Stafford, Drew Brees, Dan Marino and Russell Wilson.

PASSING YARDS - FIRST 11 SEASONS

Rk.	Quarterback	No.
1.	Matt Ryan	46,720
2.	Peyton Manning	46,088
3.	Matthew Stafford	41,025
4.	Drew Brees	40,742
5.	Dan Marino	40,720
6.	Russell Wilson	40,583
7.	Derek Carr	40,325

CLUTCH CARR

Carr has thrown three passing touchdowns in overtime in his career. Since overtime began in the NFL in 1974, his three passing touchdowns are tied for second in that span.

OVERTIME PASSING TOUCHDOWNS-SINCE 1974

Rk.	Quarterback	No.
1.	Drew Bledsoe	4
2t.	Derek Carr	3
2t.	Dak Prescott	3
2t.	Terry Bradshaw	3

PINPOINT PASSER

Carr's 68.4% completion percentage in 2023 was ranked sixth among National Football League Passers. His 67.9 completion percentage in 2024 currently ranks 12th in the league.

RATINGS LEADER

In 2024, Carr ranks 11th in the NFL with a 99.2 passer rating.

2024 NFL PASSER RATING LEADERS

Rk.	Quarterback	Rating
1.	Lamar Jackson	120.7
2.	Jared Goff	115.0
3.	Joe Burrow	108.1
4.	Sam Darnold	107.8
5.	Jayden Daniels	106.7
6.	Josh Allen	105.8
7.	Baker Mayfield	105.6
8.	Jalen Hurts	102.4
9.	Kirk Cousins	101.9
10.	Justin Herbert	101.6
11.	Derek Carr	99.2

CHUNK PLAYS

Derek Carr owns 336 completions of 20 yards or more over the last seven seasons (2018-24), the third-most in the National Football League over that span.

20+ YARD COMPLETIONS - SINCE 2018

Rk.	Quarterback	No.
1.	Patrick Mahomes	394
2.	Jared Goff	363
3.	Derek Carr	336

Carr owns 316 completions of 25 yards or more over his ten-year career, the third-most in the National Football League over that span.

25+ YARD COMPLETIONS-SINCE 2014

Rk.	Quarterback	No.
1.	Russell Wilson	324
2.	Kirk Cousins	323
3.	Derek Carr	316
4.	Tom Brady	309
5.	Aaron Rodgers	304
6.	Matthew Stafford	299

Carr owns 95 completions of 40 yards or more in his career, fourth-most in the National Football League over that span (2014-). On Oct. 7, at Kansas City, Carr tossed a 43-yard touchdown to WR/RS Rashid Shaheed.

40+ YARD COMPLETIONS-SINCE 2014

Rk.	Quarterback	No.
1.	Russell Wilson	106
2.	Matthew Stafford	102
3.	Aaron Rodgers	96
4.	Derek Carr	95
5.	Kirk Cousins	94

SPENCER RATTLER

The first of the club’s three fifth round picks, Rattler was selected in the 2024 NFL Draft out of the University of South Carolina and has made his first three career starts in the absence of Carr (oblique), completing 59-of-99 passes for 571 yards (59.6 pct.) with one touchdown, while carrying nine times for 61 yards.

RUNNING BACKS

ALVIN KAMARA

A talented runner and receiver who was selected by the Saints in the third round of the 2017 NFL Draft out of Tennessee, Kamara enjoyed an outstanding rookie campaign. He ranked first on the club and sixth in the NFL in yards from scrimmage (1,554), second on the team in rushing and receiving, carrying 120 times for 728 yards (6.1 avg) with eight TDs and a two-point conversion, catching 81 passes for 826 yards (10.2 avg) with five touchdowns and one kickoff return for a touchdown. Kamara set a club rookie record with 14 total scores, tied for second in the NFL and finished first in the league in yards per carry. Kamara was the first Saints offensive rookie selected to the Pro Bowl since Rueben Mayes (1986), as an AP second team All-Pro (flex), the club’s first rookie All-Pro since 1993. He was also named *The Sporting News* NFL Rookie of the Year and AP NFL Offensive Rookie of the Year.

In 110 career regular season games with 79 starts, Kamara has carried 1,465 times for 6,489 yards (4.4 avg.) with 60 touchdowns and has caught 551 passes for 4,586 yards (8.3 avg.) with 24 touchdowns. Kamara is the franchise’s all-time leader in rushing touchdowns, total touchdowns (85), total yards from scrimmage (11,075) and all-purpose yardage (11,733) and is ranked second in rushing yards.

Kamara is off to a spectacular start in 2024, carrying 150 times for 660 yards (4.4 avg.) with six touchdowns and catching a club-best 46 passes for 367 yards (8.0 avg.) with a career-long 57-yard touchdown. With a nose for the end zone and the chains, he is ranked first in the league in first downs (51), third in total yards from scrimmage (1,027), tied for eighth in total touchdowns, seventh in rushing touchdowns and leads running backs in receiving.

SCRIMMAGE LEADER

Since entering the NFL in 2017, Kamara ranks second in the league in total yards from scrimmage (10,860), only one of four players to have 10,000 over that period. With 140 on Sunday, he would join Derrick Henry to become only the second since 2017 with 11,000. Kamara (2017-22) became the first NFL Player since Julio Jones (2014-19) to have six consecutive seasons of at least 1,300 total yards from scrimmage. The 10,860 total yards from scrimmage ranks second among active players.

NFL TOTAL YARDS FROM SCRIMMAGE LEADERS SINCE 2017

Rk.	Player	No.
1.	Derrick Henry	11,478
2.	Alvin Kamara	11,075
3.	Tyreek Hill	10,527
4.	Christian McCaffrey	10,505
5.	Ezekiel Elliott	9,748

Kamara’s 1,027 total yards from scrimmage in 2024 are ranked fourth in the NFL.

NATIONAL FOOTBALL LEAGUE 2024 TOTAL YARDS FROM SCRIMMAGE LEADERS

Rk.	Player	No.
1.	Derrick Henry	1,145
2.	Saquon Barkley	1,071
3.	Alvin Kamara	1,027

ALL-PURPOSE LEADER

The franchise’s all-purpose yardage (rushing, receiving, kickoff return and punt return yardage) leader, in the Oct. 29, 2023 win at Indianapolis, Kamara became the first Saint with 10,000 career all-purpose yards.

SAINTS CAREER ALL-PURPOSE YARDAGE LEADERS

Rk.	Saints	No.
1.	Alvin Kamara	11,733
2.	Marques Colston	9,766
3.	Deuce McAllister	8,304

TOUCHDOWN LEADER

In the Saints' 2020 Christmas 52-33 win over the Vikings, Kamara tied the National Football League record for total touchdowns (6) and rushing touchdowns (6), as he carried 22 times for a career-high 155 yards (7.0 avg.), adding three receptions for 17 yards for 172 yards from scrimmage. The rushing touchdowns record tied the mark held by Ernie Nevers of the Chicago Cardinals since Nov. 28, 1929, while for total touchdowns, Kamara joins Nevers, Cleveland's Dub Jones (Nov. 25, 1951) and Chicago's Gayle Sayers (Dec. 12, 1965). The performance catapulted Kamara to the NFL's touchdown lead, as he joined running back Dalton Hilliard as only the second Saint to lead the league in touchdowns.



2020 NFL TOUCHDOWN LEADERS

Rk.	Player	No.
1.	Alvin Kamara, NO	21
2t.	Tyreek Hill, KC	17
2t.	Dalvin Cook, Min.	17
2t.	Davante Adams, GB	17

SAINTS SINGLE SEASON TOUCHDOWN LEADERS

Rk.	Saint, Year	No.
1.	Alvin Kamara, 2020	21
2t.	Dalton Hilliard, 1989	18
2t.	Alvin Kamara, 2018	18

Through his first eight seasons since being drafted, Kamara is the club's all-time leader in multiple touchdown performances, adding two multi-score games to his career totals in 2023.

NEW ORLEANS SAINTS CAREER MULTI-TD GAMES

Rk.	Saint	No.
1.	Alvin Kamara, 2017-	23
2t.	Marques Colston, 2006-15	15
2t.	Deuce McAllister, 2001-09	15

In 2023, Kamara became the franchise's all-time leader for touchdowns. In the National Football League record books, Kamara is tied for 57th all-time with wide receivers Mark Clayton and Tommy McDonald. With one touchdown on Sunday vs. Atlanta, he would move into a tie for 53rd with RBs Ottis Anderson and Ezekiel Elliott and WRs Hines Ward and Paul Warfield.

SAINTS CAREER TOTAL TOUCHDOWN LEADERS

Rk.	Saint	No.
1.	Alvin Kamara, 2017-	85
2.	Marques Colston, 2006-15	72
3.	Mark Ingram, 2011-18, 21-22	57

LEADER LIST IN 2024

Kamara's seven total touchdowns in 2024 are currently tied for seventh in the NFL with five other players.

2024 NFL TOTAL TOUCHDOWN LEADERS

Rk.	Player	No.
1.	Derrick Henry, Baltimore	13
2.	Kyren Williams, L.A. Rams	10
3t.	James Cook, Buffalo	8
3t.	Saquon Barkley, Philadelphia	8
3t.	Jahmyr Gibbs, Detroit	8
3t.	Jalen Hurts, Philadelphia	8
7t.	Alvin Kamara and five others	7

FIRST DOWN LEADER

Kamara's 51 first downs in 2024 are ranked first in the NFL.

2024 NATIONAL FOOTBALL LEAGUE FIRST DOWN LEADERS

Rk.	Player	No.
1.	Alvin Kamar, New Orleans	51
2.	Derrick Henry, Baltimore	50
3.	James Connor, Arizona	48
4.	Kyren Williams, L.A. Rams	47
5.	Bijan Robinson, Atlanta	46

TWO-POINT LEADER

With a pair of two-point conversions on Nov. 12, 2023, at Minnesota, Kamara is now tied for first in NFL record books with Pro Football Hall of Fame RB and New Orleans native Marshall Faulk with seven total, needing one more to become the NFL's all-time record holder. Kamara had three two-point conversions in 2023, the second time he did so in his eight-year career, tied for the NFL lead and one short of tying the league single-season mark.

ON THE RUN

Kamara finished 2018 second in the NFL with a club-record 14 rushing touchdowns, tied for second with a franchise-best 16 scores on the ground in 2020 and is tied for first in 2024 with five.

2018 NFL RUSHING TOUCHDOWN LEADERS

Rk. Player	No.
1. Todd Gurley, LAR	17
2. Alvin Kamara, NO	14

2020 NFL RUSHING TOUCHDOWN LEADERS

Rk. Player	No.
1. Derrick Henry, Ten.	17
2t. Alvin Kamara, NO	16
2t. Dalvin Cook, Min.	16

Kamara became the franchise's all-time rushing touchdown leader on Dec. 3, 2023 vs. Detroit and has extended the record by eight.

SAINTS CAREER RUSHING TOUCHDOWN LEADERS

Rk. Saint	No.
1. Alvin Kamara, 2017-	60
1. Mark Ingram, 2011-18, 21-22	52
3. Deuce McAllister, 2001-09	49

The 60 rushing touchdowns since coming into the league in 2017 are ranked second over that period. Kamara is tied for 53rd all-time in rushing touchdowns.

RUSHING TOUCHDOWNS SINCE 2017

Rk. Player	No.
1. Derrick Henry	96
2. Alvin Kamara	60
3. Ezekiel Elliott	58

DUAL THREAT

Kamara posted double-digit reception performances in the same season for the first time in his NFL career in 2023, with 13 grabs vs. Tampa Bay, Oct. 1 and 12 catches vs. Jacksonville, Oct. 29. His seven career games of ten or more catches is tied for second in National Football League history among running backs

MOST GAMES WITH 10-PLUS RECEPTIONS, RUNNING BACKS, NFL HISTORY

Rk. Player	No.
1. Christian McCaffrey	11
2t. Alvin Kamara	7
2t. Austin Ekeler	7
3t. LaDainian Tomlinson	6
3t. Larry Centers	6

The dual-threat weapon also has 12 career games with a rushing and receiving touchdown after having three rushing touchdowns and a career-long 57-yard receiving touchdown on Sunday at Dallas, tied for No. 3 in NFL history with Brian Westbrook and Lenny Moore. With his next performance of a receiving touchdown and a rushing touchdown in the same contest, Kamara will move into sole possession of third place in NFL record books.

MOST GAMES WITH A RUSHING TOUCHDOWN AND RECEIVING TOUCHDOWN IN NFL HISTORY

Rk. Player	No.
1. Marshall Faulk	15
1t. Christian McCaffrey	15
3t. Alvin Kamara	12
3t. Brian Westbrook	12
3t. Lenny Moore	12
6. Jim Brown	11
7. Austin Ekeler	10

RECEIVING LEADER

In 2023, Kamara’s 75 receptions were ranked second in the NFL among running backs. He now has five seasons of 75 or more catches, moving him into a tie with WRs Marques Colston and Joe Horn for the most in franchise history. With at least 75 receptions in 2024, not only will he tie the club record, but he would become the first running back in NFL history with at least 75 receptions in six seasons. Overall, Kamara’s 551 career receptions are ranked 11th all-time among running backs and rank third in Saints record books overall. With two catches, Kamara would move into the top ten among league running backs.

MOST RECEPTIONS BY RUNNING BACK-NFL (2024)

Player	Rec.	Yds.	Avg.	TDs
1. Alvin Kamara, NO	46	367	8.0	1
2. Bijan Robinson, Atl.	38	303	8.0	1

With 15 receptions, Kamara will move into second place in club receiving record books.

SAINTS ALL-TIME RECEIVING LEADERS

Saint	Rec.	Yds.	Avg.	TDs
1. Marques Colston	711	9759	13.7	72
2. Michael Thomas	565	6569	11.6	36
3. Alvin Kamara	551	4586	8.3	24

Since entering the league in 2017, Kamara’s 539 receptions and 4471 receiving yards rank first among running backs, while his 24 receiving touchdowns are third.

RB RECEPTIONS SINCE 2017

Player	Team	Receptions
1. Alvin Kamara	New Orleans	551
2. Christian McCaffrey	Car./SF	509

RB RECEIVING YARDS SINCE 2017

Player	Team	Receiving Yds
1. Alvin Kamara	New Orleans	4,586
2. Christian McCaffrey	Car./SF	4,320

RB RECEIVING TOUCHDOWNS SINCE 2017

Player	Team	Receiving TDs
Austin Ekeler	LA Chargers	30
Christian McCaffrey	Car./SF	29
Alvin Kamara	New Orleans	24

Kamara ranks first in Saints club history among running backs in receptions, receiving yards and receiving touchdowns.

RB RECEPTIONS IN NEW ORLEANS SAINTS HISTORY

Player	Seasons	Receptions
Alvin Kamara	2017-	551
Pierre Thomas	2007-14	327
Reggie Bush	2006-10	294

RB RECEIVING YARDS IN SAINTS HISTORY

Player	Seasons	Receiving Yards
Alvin Kamara	2017-	4,586
Pierre Thomas	2007-14	2,608
Dalton Hilliard	1986-93	2,233

RB TOUCHDOWN RECEPTIONS IN SAINTS HISTORY

Player	Seasons	Receiving TDs
Alvin Kamara	2017-	24
Darren Sproles	2011-13	16
Dalton Hilliard	1986-93	14
Wayne Wilson	1979-86	14

VERSATILE THREAT

Kamara’s 55 regular season games of 100+ scrimmage yards since 2017 are tied for first in the NFL after getting a career-high 215 yards on Sunday at Carolina.

MOST 100+ TOTAL YARDS FROM SCRIMMAGE GAMES SINCE 2017

Rk.	Player	No.
1t.	Alvin Kamara	55
1t.	Christian McCaffrey	55
3.	Derrick Henry	54

RUNNING TO HISTORY

Currently ranked second in franchise record books, Kamara needs 12 yards rushing on Sunday to become the Saints' all-time rushing leader.



ALL-TIME NEW ORLEANS SAINTS RUSHING YARDS LIST

Player	Att	Yds	Avg	TDs
1. Mark Ingram	1,451	6,500	4.5	52
2. Alvin Kamara	1,465	6,489	4.4	60
3. Deuce McAllister	1,429	6,096	4.3	49

JAMAAL WILLIAMS

This seven-year NFL veteran was signed by the New Orleans Saints as an unrestricted free agent in the 2023 offseason. In eight NFL seasons with Green Bay [2017-20], Detroit [2021-22] and New Orleans [2023-], Williams has played in 111 games with 44 starts, carrying 1,053 times for 4,082 yards with 32 touchdowns, also catching 182 passes for 1,282 yards with eight touchdowns for 5,353 total yards from scrimmage. Williams is part of a formidable rushing trio with Kamara and his former college teammate, Taysom Hill. In 2024, he has spelled Kamara at key times, rushing for 124 yards with one touchdown and catching four passes for 21 yards.

JORDAN MIMS

A former standout at Fresno State, where he rushed for 3,285 yards and 37 TDs, Mims joined the Saints practice squad after going to 2023 training camp with Buffalo and contributed on special teams in two games for the Black and Gold in 2023. 6-0, 205, Mims will contribute in the run game and on special teams after earning a roster spot and had a coverage tackle, Sept. 22, vs. Philadelphia and has rushed for 29 yards and caught three passes for 38 yards.

OLAVE WIDE RECEIVERS

The 11th overall pick in the 2022 NFL Draft out of Ohio State, this talented wideout made an immediate impact as a rookie, catching 72 passes for 1,042 yards [14.5 avg.] and four TDs, leading the team in receptions, receiving average and receiving yards, while earning September NFL Offensive Rookie of the Month honors as the 24th player since the 1970 AFL-NFL merger to record 1,000 receiving yards as a rookie. Olave became the third Saints rookie to reach 1,000 receiving yards and the first Saints rookie since WR Danny Abramowicz [1967] to lead the team in receiving, receiving yardage and yards per catch in his first campaign.

In 2023, Olave took the next step in his career, leading the team in receiving and receiving yardage for the second consecutive season with 87 receptions for 1,123 yards and five touchdowns, tying for the team lead. The Southern California native became the seventh Saint with 85 receptions in a season and the sixth with 1,100 receiving yards in a season. In 2024, he leads the wideout corps in receiving with 32 grabs for a club-best 400 yards with one touchdown in eight games.

BY THE NUMBERS

2 - With 72 receptions for 1,042 yards [14.5 avg.], Olave joined wide receiver Danny Abramowicz [1967], as only the second Saints rookie to lead the team in receiving, receiving yardage and yards per catch.

3 - After a nine-reception, 123-yard performance on December 21, 2023 at the Los Angeles Rams, Olave joined wide receivers Marques Colston [2006-07] and Michael Thomas [2016-17] to become only the third Saint to open his career with back-to-back 1,000-yard receiving campaigns. He led the team in receiving and receiving yardage and tied for the team lead in touchdown grabs with 87 catches for 1,123 yards [12.9 avg.] and five touchdowns. Olave was ranked 17th in the National Football League in both catches and receiving yardage and 15th in third down receptions.

BY THE NUMBERS



5.0 - Olave's 5.0 receptions per game since entering the NFL in 2022, are the second-most by players drafted that season.

6 - After recording eight receptions Sunday at the L.A. Chargers to lead the team, Olave now has six performances in his career of at least eight grabs.

8 - Also the consecutive number of games where Olave recorded at least four receptions and at least 50 receiving yards from Sept. 18-Nov. 7, 2022.

9 - Number of 100-yard receiving games by Olave, the most recent a season-high 107-yard effort on Sunday at the Los Angeles Chargers, on eight grabs.

9 - Career-high number of receptions by Olave, which was tied at the Los Angeles Rams on Dec. 21, and also had a career-best 147 receiving yards on Sept. 25, 2022 on nine grabs at Carolina.

10 - Olave's career number of touchdown grabs after recording his first of 2024 on Sept. 22, vs. Philadelphia.

11 - Selected with the 11th overall pick in the 2022 NFL Draft out of Ohio State, Olave is the highest pick for a Saints wideout since Wes Chandler (third overall) in 1978.

12 - Olave led all rookies with 12 games of 50-or-more receiving yards in 2022, tied for the third-most such games by a rookie, trailing only Michael Clayton [14 in 2004] and Terry Glenn [13 in 1996].

26 - Olave's 26 third down receptions in 2022 were second among NFL rookies and was tied for ninth overall in the league.

69.5 - Olave led all NFL rookies with 69.5 receiving yards per game in 2022.

72 - With 72 receptions in 2022, Olave was tied for second among NFL rookies, the fourth-highest total by a Saints rookie all-time.

87 - Olave set a new career-high in 2023 with 87 receptions, the 11th-highest total in team history.

345 - With 345 fourth quarter receiving yards in 2022, Olave finished second among all NFL rookies and was second in the NFC and fifth in the league.

1,042 - With 1,042 receiving yards in 2022, Olave was ranked second among National Football league rookies and was the second-highest total all-time for a Saints rookie.

2,552 - With 2,552 career receiving yards, Olave is ranked first among draft picks though his first three seasons from the class of 2022.

CEDRICK WILSON JR.

This seventh-year wideout was signed by New Orleans to a two-year contract at the start of free agency to compete for snaps on offense and to provide veteran leadership to the wideout room. In 75 regular season games with seven starts, he has recorded 112 receptions for 1,391 yards with 12 touchdowns. In 2023, the Memphis native posted 22 catches for 296 yards with three touchdowns, adding three grabs for 37 yards in the postseason. Wilson has 11 grabs for 112 yards with one touchdown in 2024, after recording six grabs for two receptions for 34 yards on Sunday at Carolina.

MARQUEZ VALDES-SCANTLING

A fifth round pick of the Green Bay Packers in 2018 out of South Florida, Valdes Scantling is a seven-year NFL veteran, who has played in 99 career games with 60 starts for the Packers [2018-21], Kansas City Chiefs [2022-23], Buffalo Bills [2024] and Saints [2024-present]. He has posted career totals of 189 receptions for 3,186 yards [16.9 avg.] with 16 touchdowns and with his 6-4, 206-pound frame has the ability to win contested catches and make big plays.

TIGHT ENDS

TAYSOM HILL

Hill has brought unheralded versatility to the Saints offense and special teams. A participant on special teams since midseason in 2017, as well as a signal-caller and as a runner and receiver, Hill has played in 102 regular season games with 46 starts at several positions. He has carried 421 times for 2,275 yards, the most by a Saint not to play running back full-time, with 30 touchdowns, ranked fifth in club records. In the passing game, he has caught 84 passes for 820 yards with 11 touchdowns, completed 192-of-300 passes (64.2 pct.) for 2,351 yards with 11 touchdowns, returned 19 kickoffs for 447 yards, made one defensive tackle, one forced fumble, 15 special teams tackles and blocked one punt.

Despite missing four games this season with rib injuries, Hill has shown his versatility, carrying 23 times for 116 yards with three touchdowns, including a seven-yard score on Sunday at Carolina, catching eight passes for 64 yards and completing one pass for three yards, while contributing on several special teams units.

RENAISSANCE MAN

Hill turned in an all-around standout performance in the November 5, 2023 win over the Chicago Bears, where he led the team in rushing, carrying 11 times for 52 yards (4.7 avg.), completed a three-yard touchdown pass to tight end Juwan Johnson and caught four passes for 13 yards with one touchdown.



BY THE NUMBERS

1 - With 2,275 rushing yards, 2,351 passing yards and 820 receiving yards, Hill is the only NFL player in the Super Bowl era with 2,000 career passing yards, 2,000 career rushing yards and 800 career receiving yards.

5 - In 2023 and 2024, Hill has seen action at five offensive positions (quarterback, fullback, tailback, tight end and wide receiver), as well as participating on special teams.

10 - With 11 career touchdown passes, 11 career receiving touchdowns and 30 career rushing touchdowns, Hill is the first player to have at least ten career passing touchdowns, ten career receiving touchdowns and ten career rushing touchdowns since Frank Gifford (Pro Football Hall of Fame Class of 1977).

30 - Hill's 30 career rushing touchdowns are ranked for fifth in record books.

33 - Hill's 33 receptions in 2023 set a career-high.

41 - Hill has 41 career touchdowns, tied for ninth in club record books with RB Pierre Thomas. With one more touchdown, he would surpass Thomas and take sole possession of ninth.

47 - Hill brought back his first career NFL kickoff return 47 yards in a 21-18 win over the Cleveland Browns on Sept. 16, 2018, the longest of his career. In part-time kickoff return duty, he has brought back 19 kicks for 447 yards (23.5 avg.).

575 - Hill's 575 rushing yards in 2022, was the highest rushing yardage total by a Saint whose primary position is not running back. In fact, Hill has the four biggest single-season non-running back rushing yardage totals.

5,893 - Hill has accounted a total of 5,833 total yards in his eight-year NFL career (2,351 passing, 820 receiving, 2,275 rushing and 447 kickoff returns).

JUWAN JOHNSON

The former Penn State and Oregon wideout joined the New Orleans Saints in 2020 following the NFL Draft and transitioned to tight end his second season in 2021. In 2022, the New Jersey native had a breakout campaign as he appeared in 16 games with 12 starts and finished with 42 receptions for 508 yards and a team-best seven touchdown grabs. Johnson was tied for third among National Football League tight ends in receiving touchdowns. Overall, Johnson’s 15 touchdown grabs since 2021 lead the team.

In 13 games with 11 starts in 2023, Johnson finished with 37 receptions for 368 yards and four touchdowns to lead the position group in all major receiving categories. In his final four contests of the season, three of which were Saints victories, Johnson had 17 grabs for 206 yards and three touchdowns. In 2024, he has 18 grabs for 184 yards.

BIG TARGET

Johnson’s 12 touchdown grabs since 2022 are tied for fifth among NFL tight ends following his 16-yard scoring grab in the season opener.



2022-PRESENT NATIONAL FOOTBALL LEAGUE TIGHT END RECEIVING TD LEADERS

Rk.	Player	No.
1.	George Kittle	23
2.	Travis Kelce	18
3.	Cole Kmet	16
4.	Mark Andrews	15
5t.	Juwan Johnson	12
5t.	Sam LaPorta	12
5t.	David Njoku	12

FOSTER MOREAU

This veteran tight end and New Orleans native who was a standout at Jesuit High School and Louisiana State University signed with the Saints in the 2023 offseason. He finished his fifth National Football League season and first with the Black and Gold after spending his first four campaigns with the Oakland/Las Vegas Raiders, who originally selected him in the fourth round of the 2019 NFL Draft. In his career, Moreau has contributed both as a pass catcher and blocker, appearing in 85 regular season games with 53 starts and has recorded 124 receptions for 1,467 yards [11.8 avg.] with 16 touchdowns, also adding seven special teams tackles.

In his first season with the Saints, Moreau was selected as the club’s winner of the Ed Block Courage Award, recognizing his recovery and return to the field following an offseason diagnosis of Nodular Lymphocyte-Pedominant Hodgkins Lymphoma [NLPHL] at a free agency physical with the team. Moreau returned to the field following the NFL Draft and also battled a nagging ankle injury to play in 15 games with ten starts and recorded 21 receptions for 193 yards with one touchdown.

In 2024, Moreau is tied for the team lead with three scoring grabs on 12 catches for 167 yards [13.9 avg.], starting all nine games. On Sunday at Carolina, Moreau caught a 17-yard touchdown from Derek Carr in the fourth quarter.



DEFENSIVE LINE

CAMERON JORDAN

New Orleans' first choice in the 2011 NFL Draft [24th overall] out of the University of California, Jordan has played in 218 career regular season games with 217 starts, recording 786 tackles [483 solo], a franchise record 117.5 sacks for a loss of 779.5 yards, three interceptions, 65 pass breakups, 15 forced fumbles and 11 fumble recoveries. In 2023, despite a lingering ankle injury, Jordan started every contest and recorded 43 tackles [20 solo], two sacks, three pass breakups and one fumble recovery.



JORDAN SACK NOTES

Jordan is ranked first on the club's all-time sack list, currently ranked 23th in NFL record books.

**NEW ORLEANS SAINTS ALL-TIME SACK LEADERS
[Regular Season since 1982]**

Rk. Player, Years	No.
1. Cameron Jordan, 2011-	117.5
2. Rickey Jackson, 1982-93	115.0
3. Wayne Martin, 1989-99	82.5
4. Pat Swilling, 1986-92	76.5
5. Will Smith, 2004-12	67.5

Jordan has 53.5 sacks against NFC South teams, including 23 against Sunday's opponent, the Atlanta Falcons.

**JORDAN'S CAREER SACKS
[Most vs. a Single Team]**

Rk. Team	No.
1. Atlanta Falcons	23
2. Tampa Bay Bucs	17
3. Carolina Panthers	13.5

After recording only one sack as a rookie in 2011, Jordan immediately picked up his production with eight takedowns in 2012. His 116.5 takedowns since his second season [2012], leads the NFL over that span.

MOST SACKS IN THE NFL SINCE 2012

Rk. Player	No.
1. Cameron Jordan	116.5
2. Von Miller	115
3. Chandler Jones	112
4. Aaron Donald	111

Jordan's 71 quarterback takedowns since 2017 are ranked seventh in the National Football League.

MOST SACKS IN THE NFL SINCE 2017

Rk. Player	No.
1. T.J. Watt	103
2. Myles Garrett	95.5
3. Aaron Donald	83
4. Chris Jones	76.5
5. Khalil Mack	76
6. Danielle Hunter	74.5
7. Cameron Jordan, NO	71

Since Week Eight of the 2014 season, Jordan has established himself as one of the National Football League's elite defenders. He's in the NFL since October 26, 2014 with 95 quarterback takedowns.

MOST SACKS IN THE NFL SINCE OCTOBER 26, 2014

Rk. Player	No.
1. Aaron Donald	109
2. Khalil Mack	106
3. T.J. Watt	103
4. Myles Garrett	95.5
5. Cameron Jordan	95

FALCONS VS. SAINTS

Jordan's 117.5 career sacks are ranked second among active players

LEADING ACTIVE NFL PLAYERS IN SACKS

Rk. Player	No.
1. Von Miller	126.5
2. Cameron Jordan	117.5
3. Khalil Mack	106

MULTI-SACK GAMES

Jordan has posted 117.5 career sacks since 2011 and is the only player to have 100 takedowns and 60 passes defended. During this time, the Saints own a 57-23 regular season record when he corrals a signal caller and boast a 24-3 mark in a multi-sack performance. Jordan's 27 multi-sack games are tied for first in franchise record books with Rickey Jackson's 27, with both of them leading the franchise with six performances of at least three sacks.

CAMERON JORDAN'S MULTIPLE SACK GAMES

Date, Opp.	Tckls.	Solo	Asst.	Scks.	Yds.
11/5/12 vs. Phi.	3	3	3	3	21
9/22/13 vs. Ari.	7	3	4	2	14
11/21/13 @ Atl.	7	3	4	2.5	10.5
12/8/13 vs. Car.	5	3	2	2	19
10/26/14 vs. GB	4	3	1	2	15
12/28/14 @ TB	6	4	2	1.5	9
10/15/15 vs. Atl.	7	6	1	3	12
10/25/15 @ Ind.	3	2	1	2	12
10/15/17 vs. Det.	5	4	1	2	12
11/5/17 vs. TB	7	5	2	1.5	9
11/26/17 @ LAR	4	4	0	2	20
12/24/17 vs. Atl.	3	3	0	2	10
9/16/18 vs. Cle.	2	2	0	2	11
9/23/18 @ Atl.	5	4	1	2	8
11/22/18 vs. Atl.	3	3	0	2	9
11/29/18 @ Dal.	7	3	4	2	10
12/9/18 @ TB	4	4	0	2	21
10/13/19 @ JAX	4	3	1	2	12
10/20/19 @ Chi.	2	2	0	2	16
11/17/19 @ TB	3	1	2	1.5	12
11/28/19 @ Atl.	5	1	6	4	19
11/22/20 vs. Atl.	4	0	4	3	14

CAMERON JORDAN'S MULTIPLE SACK GAMES

Date, Opp.	Tckls.	Solo	Asst.	Scks.	Yds.
12/19/21 @ TB	5	0	5	2	13
12/27/21 vs. Mia.	4	2	6	2	9
1/2/22 vs. Car.	6	2	8	3.5	21.5
10/9/22 vs. Sea.	3	3	0	2	23
1/1/23 @ Phi.	5	5	0	3	16

MR. 200

On Dec. 24, 2022, at Cleveland, Jordan played in his 200th career game [regular season/postseason combined] in a Black and Gold uniform, moving him into third place on the club's all-time games played list. The following week at Philadelphia, Jan. 1, 2023, Jordan also started his 200th career game, joining Drew Brees as only the second player to open 200 contests in franchise history. On Sept. 24, 2023, at Green Bay, Jordan played in his 206th career game, passing Thomas Morstead for second all-time in club record books. On Oct. 29, 2023, Jordan became only the second Saints player, first defensive Saint and 57th NFL defensive lineman to play in 200 regular season contests. On Nov. 5, 2023 vs. Chicago, he became only the second Saint to start 200 career regular season contests. Jordan has played in 218 career regular season games and playing in his 219th game on Sunday, he will move into a tie for 20th all-time among defensive linemen with Pro Football Hall of Fame DT John Randle and stalwart lineman Jeff Zgonina.

SAINTS ALL-TIME GAMES PLAYED LIST [REGULAR SEASON AND POSTSEASON COMBINED]

Rk. Saint	Years	No.
1. Drew Brees	2006-20	245
2. Cameron Jordan	2011-	228
3. Thomas Morstead	2009-20	205
4. Morten Andersen	1982-94	190

SAINTS ALL-TIME GAMES PLAYED LIST [REGULAR SEASON]

Rk. Saint	Years	No.
1. Drew Brees	2006-20	228
2. Cameron Jordan	2011-	218
3. Morten Andersen	1982-94	196

**MOST GAMES STARTED IN SAINTS HISTORY
(REGULAR SEASON)**

Rk. Saint	Years	No.
1. Drew Brees	2006-20	228
2. Cameron Jordan	2011-	217

**MOST CONSECUTIVE REGULAR SEASON GAMES
PLAYED BY NEW ORLEANS SAINTS PLAYERS**

Rk. Saint	Dates	No.
1. Cameron Jordan	[9/8/11-12/2/21]	172
2. Jim Dombrowski	[10/25/87-11/3/96]	148

VERSATILE DEFENDER

Jordan is the only NFL defender to record at least 300 tackles, 60 sacks, 75 stops for loss and 90 quarterbacks hits since 2017. Since 2017, he has posted 394 stops, 71 sacks, 89 tackles for loss and 130 quarterback hits.

ONE OF 15

Jordan is now one of only 15 National Football League players to have at least 15 sacks against two opponents, 17 against the Tampa Bay Buccaneers and 23 against the Atlanta Falcons, both NFC South divisional rivals. Jordan's 23 takedowns of former Atlanta QB Matt Ryan are the most sacks a player has had against an individual quarterback in NFL history.

TACKLES FOR LOSS

Jordan's 89 tackles for loss since 2017 are ranked sixth in the NFL over the period.

PRO BOWL LEADER

With eight Pro Bowl appearances as a Saint since joining the club in 2011, no Saints defensive player has been selected to the league's all-star game more than Jordan in franchise history and only trails QB Drew Brees in all-time selections

MOST TACKLES FOR LOSS IN THE NFL SINCE 2017

Rk. Player	No.
1. Aaron Donald	119
2. T.J. Watt	117
3. Myles Garrett	104
4. Maxx Crosby	99
5. Danielle Hunter	96
6. Cameron Jordan	89

SAINTS ALL-TIME PRO BOWL SELECTIONS

Rk. Saint	Pro Bowl Selections
1. Drew Brees	12
2. Cameron Jordan	8

IRON MAN

Until missing the Dec. 12, 2021 contest at the New York Jets on the Reserve/COVID-19 list, Jordan had enjoyed the longest active games played streak [172] among position players and the longest games started streak. Missing one contest in 2022 [eye], his first due to injury, Jordan played in at least 16 contests in his first 12 seasons. In 2023, he played in every game for the 12th time in his 14-year career, opening all 17 contests.

YEAR BY YEAR

In addition to being the franchise's all-time sack leader, Jordan has led the Saints in takedowns a franchise-best nine times [2012-13, 2015-19 and 2021-22].

**CONSECUTIVE REGULAR SEASON GAMES STARTED
BY SAINTS PLAYERS**

Rk. Saint	Dates	No.
1. Cameron Jordan	[1/2/12-12/2/21]	157
2. Wayne Martin	[9/19/91-1/2/99]	144
3. Jahri Evans	[9/10/06-9/15/13]	114

MOST SEASONS LEADING SAINTS IN SACKS


Rk. Saint	Seasons	Sacks
1. Cameron Jordan	9	117.5
2t. Rickey Jackson	5	115
2t. Pat Swilling	5	76.5

FALCONS VS. SAINTS

BRYAN BRESEE

The team's first round selection in the 2023 NFL Draft out of Clemson after being a three-time All-ACC selection, the Maryland native played in 26 games with 21 starts for the Tigers, producing 54 tackles [35 solo], 15 stops for loss, nine sacks, a forced fumble, an interception and five passes defended.

Bresee immediately found a role in New Orleans' interior rotation and appeared in all 17 games, recording 24 tackles, 4.5 sacks and six pass breakups. His takedown total was the highest by a Saints rookie defensive tackle since becoming an official statistic in 1982 and his pass defense total was the most in club records for a rookie at the position since the statistic was officially recorded in 1980, Bresee also tied for second in the league among defensive tackles in 2023.



2023 PASS BREAKUP LEADERS BY DEFENSIVE TACKLES

Rk. Defensive Tackle	Team	No.
1. DeForest Buckner	Ind.	7
2t. Bryan Bresee	NO	6
2t. Christian Barmore	NE	6
2t. Derrick Brown	Car.	6

Bresee is enjoying a breakout sophomore campaign, starting all eight games and tied for third in the NFL among defensive tackles with four sacks.

CARL GRANDERSON

Signed by New Orleans as an undrafted free agent out of Wyoming in 2019, Granderson posted 17.5 sacks in college and possesses the prototypical frame for an NFL pass rusher. Granderson has become a significant cog in the team's defensive line rotation with 213 tackles, 26.5 sacks, two pass breakups, four forced fumbles and two recoveries.

Earning the starting right defensive end position in 2023, Granderson posted a career-high 78 tackles [44 solo], led the team with a career-best 8.5 sacks for a 55-yard loss, one pass defense, one forced fumble and one fumble recovery. Through nine games in 2024, Granderson has 34 tackles, 3.5 sacks, ranked third on the team and leading the defensive ends and one forced fumble.

TACKLES UP FRONT

Granderson's 78 tackles in 2023 ranked fifth in the National Football League among defensive linemen and were the most by a Saints defensive lineman since 2004.

MOST TACKLES BY AN NFL DEFENSIVE LINEMAN IN 2023 (PRESS BOX TOTALS)

Rk. Lineman	Team	No.
1. Derrick Brown	Carolina	103
2. Harrison Phillips	Minnesota	92
3. Maxx Crosby	Las Vegas	90
4. DeForest Buckner	Indianapolis	81
5. Carl Granderson	New Orleans	78

MOST TACKLES BY A SAINTS DEFENSIVE LINEMAN SINCE 2004 (PRESS BOX TOTALS)

Rk. Saints DL	Year	No.
1. Charles Grant	2004	80
2. Carl Granderson	2023	78

PAYTON TURNER

With the 28th overall pick in the 2021 NFL Draft out of Houston, the Saints added to the defensive line with this gifted pass rusher. In 18 career games, Turner has recorded 29 tackles, three sacks, one pass breakup one fumble recovery, one special teams stop and one blocked field goal. In 2023, the Texan suffered a toe injury in the season-opening win over Tennessee that would sideline him for 15 contests. However, Turner returned for the season finale vs. Atlanta and recorded the first fumble recovery of his career, showing his promise both with his pass rush and playmaking abilities. Turner is a part of the team's defensive line rotation in 2024 with seven tackles, one sack, two passes defended and two special teams stops.

LINEBACKERS

CHASE YOUNG

Originally selected by Washington with the second overall pick in the 2020 NFL Draft out of Ohio State, this talented edge rusher is in his fifth season in the NFL and first with New Orleans. In five campaigns for Washington [2020-23], San Francisco [2023] and New Orleans [2024], Young has appeared in 52 regular season games with 32 starts and recorded 118 tackles [78 solo], 18.5 sacks, 24 stops for loss, ten pass breakups, six forced fumbles and three fumble recoveries. The consensus NFL Defensive Rookie of the Year, Young recorded 44 tackles, 7.5 sacks, ten stops for loss and made multiple splash plays with four forced fumbles and three fumble recoveries in 2020. Young played in only 12 games from 2021-22 after suffering a knee injury midway through his second campaign. In 2023, he played in seven games for Washington and nine for San Francisco following a midseason trade and tied his career-best with 7.5 takedowns in helping the 49ers advance to Super Bowl LVIII. Young has fit in with the New Orleans defensive line with 18 tackles, two sacks, a takedown on a two-point conversion attempt and one pass defense.

NATHAN SHEPHERD

Originally selected by the New York Jets in the third round of the 2018 NFL Draft out of Fort Hays State, this versatile defensive tackle enters his seventh NFL season, his second campaign with the Saints. The Ajax, Ontario, Canada native has appeared in 98 career games with 37 starts, totaling 18- tackles [95 solo] and nine sacks for a loss of 75 yards. In 2024, this valued free agent acquisition has started every game for New Orleans for the second consecutive season and has 23 tackles and a split sack.

KHALEN SAUNDERS

Originally selected by Kansas City in the third round of the 2019 NFL Draft out of Western Illinois, Saunders enters his sixth NFL season and second campaign with New Orleans. Signed as an unrestricted free agent in 2023, Saunders combined with two other newcomers in Shepherd and Bresee to form a new interior front, recording career-highs in tackles [57] and solo stops [24]. In 60 career regular season games with 24 starts, Saunders has recorded 153 tackles [72 solo], 5.5 sacks, one interception, four pass breakups and five stops for loss.



DEMARIO DAVIS

This dependable and sure-tackling defender joined the New Orleans Saints in 2018 after spending his first six NFL seasons with the New York Jets and Cleveland Browns. In his career, the Brandon, Miss. native has appeared in 202 regular season games with 188 starts for the Jets [2012-15, 2017], Browns [2016] and the Saints [2018-], recording 1,391 stops [890 solo], 43.5 sacks, three interceptions, 56 pass breakups, four forced fumbles, eight fumble recoveries and 24 special teams tackles.

In 2023, Davis started every contest and again led the Black and Gold in tackles with 121 stops [74 solo], ranked second with 6.5 sacks and added one forced fumble, one fumble recovery and four pass breakups. He joined LB Joe Federspiel as only the second Saint to have 100 stops in six straight seasons, having done so in his last seven campaigns and his tenth season overall of his 12-year National Football League career.

Through eight games in 2024, Davis has 56 stops [30 solo], one sack and one pass defense, despite missing the first game of his career due an injury, ranking first on the team in stops.

2024 NEW ORLEANS SAINTS TACKLE LEADERS

Rk.	Saint	No.
1.	Demario Davis	56
2.	Paulson Adebbo	52
3.	Alontae Taylor	48
4.	Pete Werner	38
5.	Tyrann Mathieu	35
6t.	Carl Granderson	34
6t.	Jordan Howden	34

1,300 CLUB

In 2023, Davis joined Bobby Wagner and Lavonte David as only the third active NFL player with 1,300 career tackles [1,391].

ACTIVE NFL TACKLE LEADERS

Rk. Player	No.
1. Bobby Wagner, 2012-	1,781
2. Lavonte David, 2012-	1,721
3. Demario Davis, 2012-	1,391

PETE WERNER



New Orleans selected this three-year starter from Ohio State in the second round of the 2021 NFL Draft. The Indianapolis native finished his college career playing in 47 career games with 35 starts, recording 185 tackles [111 solo], 16 stops for loss, four sacks, 11 pass breakups, four forced fumbles and two fumble recoveries. Werner helped power the Buckeyes to the College Football Playoff championship game as a senior in 2020, when he was voted by the Big Ten coaches as a first-team All-Conference selection and a Butkus Award semi-finalist, posting 54 tackles, 2.5 stops for loss, one sack and two forced fumbles.

In four seasons, Werner has played in 49 games with 41 starts and has recorded 269 tackles [176 solo], a split sack, one interception, four pass breakups, two forced fumbles, two fumble recoveries and three special teams stops.

Werner finished the 2023 season ranked second on the team with 93 stops, a split sack, one interception, one pass breakup and two fumble recoveries, tied for the team lead. In six games started/played in 2024, he has posted 38 tackles, recording 17 in the past two weeks after returning from a hamstring injury.

WILLIE GAY JR.



A contributor on defense for the back-to-back Super Bowl Champion Kansas City Chiefs, this sideline to sideline linebacker joined the Saints at the start of the 2024 free agency period. In five seasons, Gay has played in 65 regular season games with 53 starts, posting 246 tackles [160 solo], six sacks, four interceptions, including one returned for a touchdown, 21 pass breakups, three forced fumbles, six fumble recoveries and seven special teams stops. In nine postseason games played/starts, Gay has accumulated 29 stops, a split sack and three passes defended.

In his final season in Kansas City, Gay played in 16 regular season games with 15 starts for the Chiefs and finished the season with 58 tackles [44 solo], one sack, one interception, four pass breakups, one forced fumble and a career-high three fumble recoveries. In three postseason starts en route to the Super Bowl Championship, Gay collected nine more stops and one pass defense. Despite missing one contest with a hand injury, Gay leads the Saints in 2024 with two fumble recoveries.

ANFERNEE ORJI

After originally signed as an undrafted free agent out of Vanderbilt in 2023, where he led the Commodores in tackles in each of his final three seasons, Orji spent his entire rookie season on the club's practice squad. He received the opportunity to see extensive snaps in practice in training camp due to injuries to teammates Davis and Werner. In three preseason contests, Orji led the team with 20 tackles [team-high 13 solo], one stop for loss, two passes defended and three special teams stops, securing a 53-man roster spot. He ranks second on the team with 11 special teams tackles and has added 15 defensive stops.

SECONDARY

S TYRANN MATHIEU

This versatile, hard-hitting, playmaking safety and New Orleans native enters his third season with his hometown team, signing after the 2022 NFL Draft. Mathieu has brought experience and leadership to the Saints secondary. He was originally selected by the Arizona Cardinals in the third round (69th overall) in the 2013 NFL Draft out of LSU and has played for the Cardinals (2013-17), Houston Texans (2018), Kansas City Chiefs (2019-21) and Saints (2022-). In 11 NFL seasons, he has played in 172 regular season games with 163 starts and has posted career totals of 807 tackles (661 solo), 43 stops for loss, 11 sacks for a loss of 78 yards, 35 interceptions for 524 return yards, four brought back for touchdowns, 101 passes defended, six forced fumbles, eight fumble recoveries and five special teams stops. Mathieu has been selected to three Pro Bowls, three Associated Press All-Pro teams and the Pro Football Hall of Fame’s 2010’s All-Decade Team.


In his second season in New Orleans in 2023, Mathieu opened all 17 contests for the second consecutive campaign and finished with 75 tackles (50 solo), four interceptions, tied for seventh in the NFL and the team lead, returned for 122 yards with a TD and nine passes defended.

THE ONLY ONE

In 2024, Mathieu is his usual playmaking self. Through eight games, he has opened every contest at free safety and posted 35 tackles (27 solo), two interceptions, three pass breakups, one forced fumble and one fumble recovery. Mathieu is tied for 14th in the National Football League with two interceptions and is tied for first on the club with three total takeaways.

FOUR IN A ROW

Dating back to an interception in the 2023 season finale vs. Atlanta, recovering a fumble in the 2024 season opener vs. Carolina and picking off Dallas Cowboys quarterback Dak Prescott and Philadelphia Eagles signal-caller Jalen Hurts in Weeks Three and Four, Mathieu recorded a least one takeaway in four consecutive games for the first time in his career. Mathieu is the first Saints defender to record takeaways in four consecutive contests since safety Sammy Knight had at least one in five consecutive contests from Oct. 7-Nov. 4, 2001.



NOSE FOR THE BALL

Mathieu’s 35 interceptions since coming into the NFL in 2013 are first in the league over the period after tying for the club lead with four picks in 2023 and leading the team with two in 2024. Mathieu’s 35 career picks are tied for first among active players, with Vikings S Harrison Smith.

**NFL LEADERS IN INTERCEPTIONS
(2013-PRESENT)**

Rk. Player	Interceptions
1. Tyrann Mathieu	35
2. Marcus Peters	33
3t. Tashaun Gipson Sr.	32
3t. Harrison Smith	32

ALONTAE TAYLOR

Selected by the Saints in the second round (49th overall) of the 2022 NFL Draft out of Tennessee, Taylor shook off early injuries to play in 13 games with nine starts and posted 45 tackles (38 solo) and a club-best 11 pass breakups, ranked fourth among NFL rookies.

Moving to the nickel position in 2023, possessing extensive experience on the inside and the outside, Taylor appeared in all 17 games with 13 starts and recorded 75 tackles, his first two career interceptions and a career-high 14 pass breakups, tied for second on the team and ninth in the NFL.

In 2024, Taylor has played in all nine games with seven starts and ranks third on the team with 48 tackles (35 solo), is tied for first with four sacks and has added ten passes defensed and a team-best two forced fumbles. His four sacks are tied for the most by a Saints cornerback with Alex Molden. His pass defense total is tied for third in the NFL, while Taylor’s seven stops for loss are tied for 17th in the league.

GET A HAND ON

Taylor’s ten passes defensed are tied for third in the NFL, while his 35 since coming into the NFL in 2022 are tied for fifth.

**PASSES DEFENSED IN THE NFL IN 2024
[Press Box Stats]**

Rk. Defender	PD
1. Denzel Ward	15
2. Brian Branch	11
3t. Alontae Taylor	19
3t. Zyon McCollum	10
3t. Paulson Adebó	10

**PASSES DEFENSED IN THE NFL SINCE 2022
[Press Box Stats]**

Rk. Defender	PD
1. Denzel Ward	41
2. Charvarius Ward	39
3. Darious Williams	38
4. Sauce Gardner	36
5t. Alontae Taylor	35
5t. Paulson Adebó	35

DB DROP

In the Sept. 8 season-opening win over Carolina, Taylor became the first Saints defensive back to record three sacks in a contest since the statistic was officially recognized by the NFL in 1982. The only other defensive back to record three sacks on kickoff weekend is former Chargers S Rodney Harrison (vs. Buffalo, 9/6/98). After splitting a sack on Sunday at the Los Angeles Chargers, Taylor’s four sacks are tied for the highest total by a cornerback in Saints record books with Alex Molden’s four in 1997, while the total leads all defensive backs.

NFL SACK LEADERS AMONG DEFENSIVE BACKS

Rk. DB	Sacks
1. Alontae Taylor, NO	4
2. Jason Pinnock, NYG	3
3t. Kyle Hamilton, Bal.	2
3t. Keisean Nixon, GB	2
3t. Quentin Lake, LAR	2

NEW ORLEANS SAINTS ALPHABETICAL ROSTER (as of 11/6/24)

No.	Name	Pos.	Ht.	Wt.	Born	Exp.	College	H.S. Hometown
0	Amadi, Ugo	S	5-9	201	5/16/97	6	Oregon	Nashville, Tenn.
97	Boyd, Christian	DT	6-2	320	2/23/00	R	Northern Iowa	Blue Springs, Mo.
38	Bradford, Millard	S	5-10	191	9/24/99	R	TCU	Helotes, Texas
90	Bresee, Bryan	DT	6-5	305	10/6/01	2	Clemson	Damascus, Md.
4	Carr, Derek	QB	6-3	215	3/28/91	11	Fresno State	Bakersfield, Calif.
56	Davis, Demario	LB	6-2	248	1/11/89	13	Arkansas State	Brandon, Miss.
53	Ford, Jaylan	LB	6-2	240	11/28/01	R	Texas	Frisco, Texas
55	Foskey, Isaiah	DE	6-5	270	10/30/00	2	Notre Dame	Concord, Calif.
75	Fuaga, Taliase	T	6-6	324	4/5/02	R	Oregon State	Tacoma, Wash.
6	Gay Jr., Willie	LB	6-1	243	2/15/98	5	Mississippi State	Starkville, Miss.
96	Granderson, Carl	DE	6-5	261	12/18/96	6	Wyoming	Sacramento, Calif.
48	Gray, J.T.	DB	6-0	202	1/18/96	7	Mississippi State	Clarksdale, Miss.
19	Grupe, Blake	K	5-7	156	11/5/98	2	Notre Dame	Sedalia, Mo.
3	Haener, Jake	QB	6-1	200	3/10/99	2	Fresno State	Danville, Calif.
43	Hayball, Matthew	P	6-0	189	3/12/97	R	Vanderbilt	West Adelaide, Australia
7	Hill, Taysom	TE	6-2	221	8/23/90	8	BYU	Pocatello, Idaho
85	Holker, Dallin	TE	6-3	241	4/7/00	R	Colorado State	Lehi, Utah
31	Howden, Jordan	DB	6-0	209	5/14/00	2	Minnesota	San Diego, Calif.
52	Jackson, D'Marco	LB	6-1	233	7/20/98	3	Appalachian State	Spartanburg, S.C.
80	Jackson, Jermaine	WR	5-7	170	6/2/00	R	Idaho	San Leandro, Calif.
27	Jean-Charles, Shemar	DB	5-10	184	6/20/98	4	Appalachian State	Miramar, Fla.
83	Johnson, Juwan	TE	6-4	231	9/13/96	5	Oregon	Glassboro, N.J.
94	Jordan, Cameron	DE	6-4	287	7/10/89	14	California	Chandler, Ariz.
41	Kamara, Alvin	RB	5-10	215	7/25/95	8	Tennessee	Atlanta, Ga.
32	Mathieu, Tyrann	S	5-9	190	5/13/92	12	LSU	New Orleans, La.
61	McGovern, Connor	C	6-4	306	4/27/93	8	Missouri	Fargo, N.D.
14	McKinstry, Kool-Aid	CB	5-11	199	9/30/02	R	Alabama	Pinson, Ala.
33	Mims, Jordan	RB	6-0	205	6/16/99	1	Fresno State	Atherton, Calif.
87	Moreau, Foster	TE	6-4	250	5/6/97	6	LSU	New Orleans, La.
12	Olave, Chris	WR	6-0	187	6/27/00	3	Ohio State	San Marcos, Calif.
58	Orji, Anfernee	LB	6-2	230	10/6/00	1	Vanderbilt	Rockwall, Texas
62	Patrick, Lucas	OL	6-3	313	7/30/93	8	Duke	Brentwood, Tenn.
36	Payton, Rico	CB	6-0	182	11/28/99	R	Pittsburg State	St. Louis, Mo.
70	Penning, Trevor	T	6-7	325	5/15/99	3	Northern Iowa	Mason City, Iowa
46	Prentice, Adam	FB	6-0	245	1/16/97	4	South Carolina	Clovis, Calif.
18	Rattler, Spencer	QB	6-0	211	9/28/00	R	South Carolina	Phoenix, Ariz.
95	Ridgeway III, John	DT	6-5	321	5/7/99	3	Arkansas	Bloomington, Ill.
51	Ruiz, Cesar	C/G	6-4	316	6/14/99	5	Michigan	Camden, N.J.
64	Saldiveri, Nick	OL	6-6	316	8/14/00	2	Old Dominion	Monroe, N.C.
50	Saunders, Khalel	DT	6-0	324	8/9/96	6	Western Illinois	St. Louis, Mo.
93	Shepherd, Nathan	DT	6-4	315	10/9/93	7	Fort Hays State	Ajax, Ontario, Canada
1	Taylor, Alontae	CB	6-1	199	12/3/98	3	Tennessee	Manchester, Tenn.
84	Tipton, Mason	WR	5-11	187	9/27/00	R	Yale	Akron, Ohio
98	Turner, Payton	DE	6-6	270	1/7/99	4	Houston	Houston, Texas
74	Udoh, Oluisaemeka	OL	6-6	320	2/14/97	6	Elon	Fayetteville, N.C.
10	Valdes-Scantling, Marquez	WR	6-4	206	10/10/94	7	South Florida	St. Petersburg, Fla.
20	Werner, Pete	LB	6-3	242	6/5/98	4	Ohio State	Indianapolis, Ind.
21	Williams, Jamaal	RB	6-0	224	4/3/95	8	BYU	Fontana, Calif.
11	Wilson Jr., Cedrick	WR	6-2	197	11/20/95	7	Boise State	Memphis, Tenn.
49	Wood, Zach	LS	6-3	255	1/10/93	8	Southern Methodist	Rowlett, Texas
99	Young, Chase	DE	6-5	265	4/14/99	5	Ohio State	Hyattsville, Md.
67	Young, Landon	T	6-7	321	8/21/97	4	Kentucky	Lexington, Ky.

Players on Active Roster: (52)

Practice Squad: (14)

81	Austin Jr., Kevin	WR	6-2	200	3/30/00	1	Notre Dame	Fort Lauderdale, Fla.
76	Deculus, Austin	T	6-5	321	3/12/99	3	LSU	Cypress, Texas
72	Ezirim, Josiah	T	6-6	329	5/21/01	R	Eastern Kentucky	Hilliard, Ohio
60	Hergel, Kyle	G	6-2	315	10/7/99	R	Boston College	Mississauga, Ontario, Canada
28	Herndon, Tre	DB	5-11	185	3/5/96	7	Vanderbilt	Ooltewah, Tenn.
86	Jacobson, Michael	TE	6-7	244	4/4/97	1	Iowa State	Waukee, Iowa
35	Kibodi, Jacob	RB	6-1	225	10/4/98	R	Louisiana	Baton Rouge, La.
17	Pettis, Dante	WR	6-1	195	10/23/95	6	Washington	San Juan Capistrano, Calif.
39	Smyth, Charlie	K	6-4	210	6/26/01	R	International Pathway Program	Newry, Ireland
13	St. Brown, Equanimeous	WR	6-5	214	9/30/96	6	Notre Dame	Anaheim, Calif.
44	Stalbird, Isaiah	LB	6-1	215	7/18/00	R	South Dakota State	Kearney, Neb.
30	Teamer, Roderic	S	6-0	205	5/12/97	5	Tulane	New Orleans, La.
91	Vickers, Kendal	DT	6-3	295	5/23/95	3	Tennessee	Havelock, N.C.
82	Welch, Treyton	TE	6-4	240	1/10/01	R	Wyoming	Buffalo, Minn.

Reserve/Injured: (10)

29	Adebo, Paulson	CB	6-1	192	7/3/99	4	Stanford	Mansfield, Texas
5	Harris, Will	DB	6-1	206	12/19/95	6	Boston College	Suwanee, Ga.
77	Herron, Justin	T	6-5	290	11/27/95	5	Wake Forest	Silver Spring, Md.
66	Lemieux, Shane	G/C	6-4	310	5/12/97	5	Oregon	Yakima, Wash.
78	McCoy, Erik	C/G	6-4	303	8/27/97	6	Texas A&M	Lufkin, Texas
16	Means, Bub	WR	6-2	215	1/10/01	R	Pittsburgh	Lovejoy, Ga.
25	Miller, Kendre	RB	6-0	220	6/11/02	2	TCU	Mount Enterprise, Texas
76	Peterson, Camron	DT	6-5	238	9/13/99	1	Southern	Houston, Texas
22	Shaheed, Rashid	WR/RS	6-0	180	8/31/98	3	Weber State	San Diego, Calif.
28	Wright, Rejzohn	CB	6-2	193	9/4/00	1	Oregon State	Union City, Calif.

Reserve/Physically Unable to Perform: (3)

92	Kpassagnon, Tanoh	DE	6-7	289	6/14/94	8	Villanova	Ambler, Pa.
71	Ramczyk, Ryan	T	6-6	314	4/22/94	8	Wisconsin	Stevens Point, Wis.
45	Sewell, Nephi	LB	6-0	228	12/19/98	2	Utah	St. George, Utah

INTERIM HEAD COACH: DARREN RIZZI. Assistants: Clancy Barone (Tight Ends), **John Benton** (Offensive Line), **Rick Dennison** (Senior Offensive Assistant), **Jahri Evans** (Offensive Assistant), **Derrick Foster** (Running Backs), **Phil Galiano** (Assistant Special Teams), **Matt Giordano** (Defensive Assistant), **Peter Giunta** (Senior Defensive Assistant), **Todd Grantham** (Defensive Line), **Adam Gristick** (Defensive Assistant), **Michael Hodges** (Linebackers), **Andrew Janocko** (Quarterbacks), **Klint Kubiak** (Offensive Coordinator), **Mike Martinez** (Assistant to the Head Coach), **DeNarius McGhee** (Assistant Wide Receivers), **Kevin Petry** (Offensive Assistant), **Marcus Robertson** (Secondary), **Jordan Traylor** (Offensive Assistant), **Keith Williams** (Wide Receivers), **Joe Woods** (Defensive Coordinator), **Brian Young** (Pass Rush Specialist).

NEW ORLEANS SAINTS NUMERICAL ROSTER (as of 11/6/24)

No.	Name	Pos.	Ht.	Wt.	Age	Exp.	College	H.S. Hometown	How Acquired	GP	GS	DNP	IA
0	Ugo Amadi	S	5-9	201	27	6	Oregon	Nashville, Tenn.	FA-23	3	0	0	0
1	Alontae Taylor	CB	6-1	199	25	3	Tennessee	Manchester, Tenn.	D2-22	9	7	0	0
3	Jake Haener	QB	6-1	200	25	2	Fresno State	Danville, Calif.	D4b-23	5	0	4	0
4	Derek Carr	QB	6-3	215	33	11	Fresno State	Bakersfield, Calif.	FA-23	6	6	0	3
6	Willie Gay Jr.	LB	6-1	243	26	5	Mississippi State	Starkville, Miss.	UFA-24 (KC)	8	6	0	1
7	Taysom Hill	TE	6-2	221	34	8	BYU	Pocatello, Idaho	WAI-17 (GB)	5	5	0	4
10	Marquez Valdes-Scantling	WR	6-4	206	30	7	South Florida	St. Petersburg, Fla.	FA-24	1	1	0	1
11	Cedrick Wilson Jr.	WR	6-2	197	28	7	Boise State	Memphis, Tenn.	UFA-24 (MIA)	8	0	0	1
12	Chris Olave	WR	6-0	187	24	3	Ohio State	San Marcos, Calif.	D1a-22	8	8	0	1
14	Kool-Aid McKinstry	CB	5-11	199	22	R	Alabama	Pinson, Ala.	D2-24	8	3	0	1
18	Spencer Rattler	QB	6-0	211	24	R	South Carolina	Phoenix, Ariz.	D5a-24	3	3	0	6
19	Blake Grupe	K	5-7	156	26	2	Notre Dame	Sedalia, Mo.	FA-23	9	0	0	0
20	Pete Werner	LB	6-3	242	26	4	Ohio State	Indianapolis, Ind.	D2-21	6	6	0	3
21	Jamaal Williams	RB	6-0	224	29	8	BYU	Fontana, Calif.	UFA-23 (DET)	8	0	0	1
27	Shemar Jean-Charles	DB	5-10	184	26	4	Appalachian State	Miramar, Fla.	FA-23	1	1	0	0
31	Jordan Howden	DB	6-0	209	24	2	Minnesota	San Diego, Calif.	D5-23	9	4	0	0
32	Tyrann Mathieu	S	5-9	190	32	12	LSU	New Orleans, La.	UFA-22 (KC)	9	9	0	0
33	Jordan Mims	RB	6-0	205	25	1	Fresno State	Atherton, Calif.	FA-23	8	0	0	0
36	Rico Payton	CB	6-0	182	24	R	Pittsburg State	St. Louis, Mo.	FA-24	8	0	0	1
38	Millard Bradford	S	5-10	191	25	R	TCU	Helotes, Texas	FA-24	1	0	0	0
41	Alvin Kamara	RB	5-10	215	29	8	Tennessee	Atlanta, Ga.	D3a-17	9	9	0	0
43	Matthew Hayball	P	6-0	189	27	R	Vanderbilt	West Adelaide, Australia	FA-24	9	0	0	0
46	Adam Prentice	FB	6-0	245	27	4	South Carolina	Clovis, Calif.	WAI-21 (DEN)	9	0	0	0
48	J.T. Gray	DB	6-0	202	28	7	Mississippi State	Clarksdale, Miss.	FA-18	9	0	0	0
49	Zach Wood	LS	6-3	255	31	8	Southern Methodist	Rowlett, Texas	FA-17	9	0	0	0
50	Khalen Saunders	DT	6-0	324	28	6	Western Illinois	St. Louis, Mo.	UFA-23 (KC)	5	2	0	4
51	Cesar Ruiz	C/G	6-4	316	25	5	Michigan	Camden, N.J.	D1-20	5	5	0	4
52	D'Marco Jackson	LB	6-1	233	26	3	Appalachian State	Spartanburg, S.C.	D5-22	6	0	0	3
53	Jaylan Ford	LB	6-2	240	22	R	Texas	Frisco, Texas	D5c-24	5	0	0	4
55	Isaiah Foskey	DE	6-5	270	24	2	Notre Dame	Concord, Calif.	D2-23	9	0	0	0
56	Demario Davis	LB	6-2	248	35	13	Arkansas State	Brandon, Miss.	UFA-18 (NYJ)	9	9	0	0
58	Anfernee Orji	LB	6-2	230	24	1	Vanderbilt	Rockwall, Texas	FA-23	9	0	0	0
61	Connor McGovern	C	6-4	306	31	8	Missouri	Fargo, N.D.	FA-24	5	3	0	0
62	Lucas Patrick	OL	6-3	313	31	8	Duke	Brentwood, Tenn.	UFA-24 (CHI)	8	7	0	1
64	Nick Saldiveri	OL	6-6	316	24	2	Old Dominion	Monroe, N.C.	D4a-23	8	3	0	1
67	Landon Young	T	6-7	321	27	4	Kentucky	Lexington, Ky.	D6-21	9	4	0	0
70	Trevor Penning	T	6-7	325	25	3	Northern Iowa	Mason City, Iowa	D1b-22	9	9	0	0
74	Olisaemeka Udoh	OL	6-6	320	27	6	Elon	Fayetteville, N.C.	UFA-24 (MIN)	7	0	2	0
75	Taliese Fuaga	T	6-6	324	22	R	Oregon State	Tacoma, Wash.	D1-24	9	9	0	0
80	Jermaine Jackson	WR	5-7	170	24	R	Idaho	San Leandro, Calif.	FA-24	3	0	0	0
83	Juwana Johnson	TE	6-4	231	28	5	Oregon	Glassboro, N.J.	FA-20	9	3	0	0
84	Mason Tipton	WR	5-11	187	24	R	Yale	Akron, Ohio	FA-24	9	0	0	0
85	Dallin Holker	TE	6-3	241	24	R	Colorado State	Lehi, Utah	FA-24	4	1	1	4
87	Foster Moreau	TE	6-4	250	27	6	LSU	New Orleans, La.	UFA-23 (LV)	9	9	0	0
90	Bryan Bresee	DT	6-5	305	23	2	Clemson	Damascus, Md.	D1-23	9	7	0	0
93	Nathan Shepherd	DT	6-4	315	31	7	Fort Hays State	Ajax, Ontario, Canada	UFA-23 (NYJ)	9	9	0	0
94	Cameron Jordan	DE	6-4	287	35	14	California	Chandler, Ariz.	D1a-11	9	9	0	0
95	John Ridgeway III	DT	6-5	321	25	3	Arkansas	Bloomington, Ill.	TR-24 (WAS)	6	0	0	3
96	Carl Granderson	DE	6-5	261	27	6	Wyoming	Sacramento, Calif.	FA-19	9	9	0	0
97	Khrishian Boyd	DT	6-2	320	24	R	Northern Iowa	Blue Springs, Mo.	D6-24	5	0	0	4
98	Payton Turner	DE	6-6	270	25	4	Houston	Houston, Texas	D1-21	8	0	0	1
99	Chase Young	DE	6-5	265	25	5	Ohio State	Hyattsville, Md.	UFA-24 (SF)	9	0	0	0

Players on Active Roster: (52)

Practice Squad: (14)

13	Equanimeous St. Brown	WR	6-5	214	28	6	Notre Dame	Anaheim, Calif	UFA-24 (CHI)	2	0	0	0
17	Dante Pettis	WR	6-1	195	29	6	Washington	San Juan Capistrano, Calif.	FA-24	0	0	0	0
28	Tre Herndon	DB	5-11	185	28	7	Vanderbilt	Ooltewah, Tenn.	FA-24	1	0	0	0
30	Roderic Teamer	S	6-0	205	27	5	Tulane	New Orleans, La.	FA-24	2	0	0	0
35	Jacob Kibodi	RB	6-1	225	26	R	Louisiana	Baton Rouge, La.	FA-24	0	0	0	0
39	Charlie Smyth	K	6-4	210	23	R	International Pathway Program	Newry, Ireland	FA-24	0	0	0	0
44	Isaiah Stalbird	LB	6-1	215	24	R	South Dakota State	Kearney, Neb.	FA-24	3	0	0	0
60	Kyle Hergel	G	6-2	315	25	R	Boston College	Mississauga, Ontario, Canada	FA-24	5	0	0	0
72	Josiah Ezirim	T	6-6	329	23	R	Eastern Kentucky	Hilliard, Ohio	D7-24	0	0	0	0
76	Austin Deculus	T	6-5	321	25	3	LSU	Cypress, Texas	FA-24	0	0	0	0
81	Kevin Austin Jr.	WR	6-2	200	24	1	Notre Dame	Fort Lauderdale, Fla.	FA-24	0	0	0	0
82	Treyton Welch	TE	6-4	240	23	R	Wyoming	Buffalo, Minn.	FA-24	0	0	0	0
86	Michael Jacobson	TE	6-7	244	27	1	Iowa State	Waukee, Iowa	FA-23	0	0	0	0
91	Kendal Vickers	DT	6-3	295	29	3	Tennessee	Havelock, N.C.	FA-24	1	0	0	0

Reserve/Injured: (10)

5	Will Harris	DB	6-1	206	28	6	Boston College	Suwanee, Ga.	UFA-24 (DET)	5	5	0	0
16	Bub Means	WR	6-2	215	23	R	Pittsburgh	Lovejoy, Ga.	D5b-24	7	0	0	1
22	Rashid Shaheed	WR/RS	6-0	180	26	3	Weber State	San Diego, Calif.	FA-22	6	6	0	0
25	Kendre Miller	RB	6-0	220	22	2	TCU	Mount Enterprise, Texas	D3-23	2	0	0	1
28	Rejzohn Wright	CB	6-2	193	24	1	Oregon State	Union City, Calif.	FA-24	0	0	0	0
29	Paulson Adebo	CB	6-1	192	25	4	Stanford	Mansfield, Texas	D3-21	7	7	0	0
66	Shane Lemieux	G/C	6-4	310	27	5	Oregon	Yakima, Wash.	UFA-24 (NYG)	1	1	0	0
76	Camron Peterson	DT	6-5	280	25	1	Southern	Houston, Texas	FA-24	0	0	0	0
77	Justin Herron	T	6-5	290	28	5	Wake Forest	Silver Spring, Md.	FA-24	0	0	0	0
78	Erik McCoy	C/G	6-4	303	27	6	Texas A&M	Lufkin, Texas	D2-19	3	3	0	0

Reserve/Physically Unable to Perform: (3)

45	Nephi Sewell	LB	6-0	228	25	2	Utah	St. George, Utah	FA-22	0	0	0	0
71	Ryan Ramczyk	T	6-6	314	30	8	Wisconsin	Stevens Point, Wis.	D1b-17	0	0	0	0
92	Tanoh Kpassagnon	DE	6-7	289	30	8	Villanova	Ambler, Pa.	UFA-21 (KC)	0	0	0	0

INTERIM HEAD COACH: DARREN RIZZI. Assistants: Clancy Barone (Tight Ends), John Benton (Offensive Line), Rick Dennison (Senior Offensive Assistant), Jahri Evans (Offensive Assistant), Derrick Foster (Running Backs), Phil Galiano (Assistant Special Teams), Matt Giordano (Defensive Assistant), Peter Giunta (Senior Defensive Assistant), Todd Grantham (Defensive Line), Adam Gristick (Defensive Assistant), Michael Hodges (Linebackers), Andrew Janocko (Quarterbacks), Clint Kubiak (Offensive Coordinator), Mike Martinez (Assistant to the Head Coach), DeNarius McGhee (Assistant Wide Receivers), Kevin Petry (Offensive Assistant), Marcus Robertson (Secondary), Jordan Traylor (Offensive Assistant), Keith Williams (Wide Receivers), Joe Woods (Defensive Coordinator), Brian Young (Pass Rush Specialist).

NEW ORLEANS SAINTS EXPERIENCE ROSTER (as of 11/6/24)

No.	Name	Pos.	Ht.	Wt.	Birthdate	Exp.	College	H.S. Hometown
94	Cameron Jordan	DE	6-4	287	7/10/89	14	California	Chandler, Ariz.
56	Demario Davis	LB	6-2	248	1/11/89	13	Arkansas State	Brandon, Miss.
32	Tyrann Mathieu	S	5-9	190	5/13/92	12	LSU	New Orleans, La.
4	Derek Carr	QB	6-3	215	3/28/91	11	Fresno State	Bakersfield, Calif.
7	Taysom Hill	TE	6-2	221	8/23/90	8	BYU	Pocatello, Idaho
41	Alvin Kamara	RB	5-10	215	7/25/95	8	Tennessee	Atlanta, Ga.
61	Connor McGovern	C	6-4	306	4/27/93	8	Missouri	Fargo, N.D.
62	Lucas Patrick	OL	6-3	313	7/30/93	8	Duke	Brentwood, Tenn.
21	Jamaal Williams	RB	6-0	224	4/3/95	8	BYU	Fontana, Calif.
49	Zach Wood	LS	6-3	255	1/10/93	8	Southern Methodist	Rowlett, Texas
48	J.T. Gray	DB	6-0	202	1/18/96	7	Mississippi State	Clarksdale, Miss.
93	Nathan Shepherd	DT	6-4	315	10/9/93	7	Fort Hays State	Ajax, Ontario, Canada
10	Marquez Valdes-Scantling	WR	6-4	206	10/10/94	7	South Florida	St. Petersburg, Fla.
11	Cedrick Wilson Jr.	WR	6-2	197	11/20/95	7	Boise State	Memphis, Tenn.
0	Ugo Amadi	S	5-9	201	5/16/97	6	Oregon	Nashville, Tenn.
96	Carl Granderson	DE	6-5	261	12/18/96	6	Wyoming	Sacramento, Calif.
87	Foster Moreau	TE	6-4	250	5/6/97	6	LSU	New Orleans, La.
50	Khalen Saunders	DT	6-0	324	8/9/96	6	Western Illinois	St. Louis, Mo.
74	Olisaemeka Udoh	OL	6-6	320	2/14/97	6	Elon	Fayetteville, N.C.
6	Willie Gay Jr.	LB	6-1	243	2/15/98	5	Mississippi State	Starkville, Miss.
83	Juwan Johnson	TE	6-4	231	9/13/96	5	Oregon	Glassboro, N.J.
51	Cesar Ruiz	C/G	6-4	316	6/14/99	5	Michigan	Camden, N.J.
99	Chase Young	DE	6-5	265	4/14/99	5	Ohio State	Hyattsville, Md.
27	Shemar Jean-Charles	DB	5-10	184	6/20/98	4	Appalachian State	Miramar, Fla.
46	Adam Prentice	FB	6-0	245	1/16/97	4	South Carolina	Clovis, Calif.
98	Payton Turner	DE	6-6	270	1/7/99	4	Houston	Houston, Texas
20	Pete Werner	LB	6-3	242	6/5/98	4	Ohio State	Indianapolis, Ind.
67	Landon Young	T	6-7	321	8/21/97	4	Kentucky	Lexington, Ky.
52	D'Marco Jackson	LB	6-1	233	7/20/98	3	Appalachian State	Spartanburg, S.C.
12	Chris Olave	WR	6-0	187	6/27/00	3	Ohio State	San Marcos, Calif.
70	Trevor Penning	T	6-7	325	5/15/99	3	Northern Iowa	Mason City, Iowa
95	John Ridgeway III	DT	6-5	321	5/7/99	3	Arkansas	Bloomington, Ill.
1	Alontae Taylor	CB	6-1	199	12/3/98	3	Tennessee	Manchester, Tenn.
90	Bryan Bresee	DT	6-5	305	10/6/01	2	Clemson	Damascus, Md.
55	Isaiah Foskey	DE	6-5	270	10/30/00	2	Notre Dame	Concord, Calif.
19	Blake Grupe	K	5-7	156	11/5/98	2	Notre Dame	Sedalia, Mo.
3	Jake Haener	QB	6-1	200	3/10/99	2	Fresno State	Danville, Calif.
31	Jordan Howden	DB	6-0	209	5/14/00	2	Minnesota	San Diego, Calif.
64	Nick Saldiveri	OL	6-6	316	8/14/00	2	Old Dominion	Monroe, N.C.
33	Jordan Mims	RB	6-0	205	6/16/99	1	Fresno State	Atherton, Calif.
58	Afernee Orji	LB	6-2	230	10/6/00	1	Vanderbilt	Rockwall, Texas
97	Khristian Boyd	DT	6-2	320	2/23/00	R	Northern Iowa	Blue Springs, Mo.
38	Millard Bradford	S	5-10	191	9/24/99	R	TCU	Helotes, Texas
53	Jaylan Ford	LB	6-2	240	11/28/01	R	Texas	Frisco, Texas
75	Taliese Fuaga	T	6-6	324	4/5/02	R	Oregon State	Tacoma, Wash.
43	Matthew Hayball	P	6-0	189	3/12/97	R	Vanderbilt	West Adelaide, Australia
85	Dallin Holker	TE	6-3	241	4/7/00	R	Colorado State	Lehi, Utah
80	Jermaine Jackson	WR	5-7	170	6/2/00	R	Idaho	San Leandro, Calif.
14	Kool-Aid McKinstry	CB	5-11	199	9/30/02	R	Alabama	Pinson, Ala.
36	Rico Payton	CB	6-0	182	11/28/99	R	Pittsburg State	St. Louis, Mo.
18	Spencer Rattler	QB	6-0	211	9/28/00	R	South Carolina	Phoenix, Ariz.
84	Mason Tipton	WR	5-11	187	9/27/00	R	Yale	Akron, Ohio

Players on Active Roster: (52)

Practice Squad: (14)

28	Herdon, Tre	DB	5-11	185	3/5/96	7	Vanderbilt	Ooltewah, Tenn.
17	Dante Pettis	WR	6-1	195	10/23/95	6	Washington	San Juan Capistrano, Calif.
13	Equanimeous St. Brown	WR	6-5	214	9/30/96	6	Notre Dame	Anaheim, Calif.
30	Roderic Teamer	S	6-0	205	5/12/97	5	Tulane	New Orleans, La.
76	Austin Deculus	T	6-5	321	3/12/99	3	LSU	Cypress, Texas
91	Kendal Vickers	DT	6-3	295	5/23/95	3	Tennessee	Havelock, N.C.
81	Kevin Austin Jr.	WR	6-2	200	3/30/00	1	Notre Dame	Fort Lauderdale, Fla.
86	Michael Jacobson	TE	6-7	244	4/4/97	1	Iowa State	Waukeee, Iowa
72	Josiah Ezirim	T	6-6	329	5/21/01	R	Eastern Kentucky	Hilliard, Ohio
60	Kyle Hergel	G	6-2	315	10/7/99	R	Boston College	Mississauga, Ontario, Canada
35	Jacob Kibodi	RB	6-1	225	10/4/98	R	Louisiana	Baton Rouge, La.
39	Charlie Smyth	K	6-4	210	6/26/01	R	International Pathway Program	Newry, Ireland
44	Isaiah Stalbird	LB	6-1	215	7/18/00	R	South Dakota State	Kearney, Neb.
82	Treyton Welch	TE	6-4	240	1/10/01	R	Wyoming	Buffalo, Minn.

Reserve/Injured: (10)

5	Will Harris	DB	6-1	206	12/19/95	6	Boston College	Suwanee, Ga.
78	Erik McCoy	C/G	6-4	303	8/27/97	6	Texas A&M	Lufkin, Texas
77	Justin Herron	T	6-5	290	11/27/95	5	Wake Forest	Silver Spring, Md.
66	Shane Lemieux	G/C	6-4	310	5/12/97	5	Oregon	Yakima, Wash.
29	Paulson Adebode	CB	6-1	192	7/3/99	4	Stanford	Mansfield, Texas
22	Rashid Shaheed	WR/RS	6-0	180	8/31/98	3	Weber State	San Diego, Calif.
25	Kendre Miller	RB	6-0	220	6/11/02	2	TCU	Mount Enterprise, Texas
76	Camron Peterson	DT	6-5	238	9/13/99	1	Southern	Houston, Texas
28	Rejzohn Wright	CB	6-2	193	9/7/00	1	Oregon State	Union City, Calif.
16	Bub Means	WR	6-2	215	1/10/01	R	Pittsburgh	Lovejoy, Ga.

Reserve/Physically Unable to Perform: (3)

92	Tanoh Kpassagnon	DE	6-7	289	6/14/94	8	Villanova	Ambler, Pa.
71	Ryan Ramczyk	T	6-6	314	4/22/94	8	Wisconsin	Stevens Point, Wis.
45	Nephi Sewell	LB	6-0	228	12/19/98	2	Utah	St. George, Utah

INTERIM HEAD COACH: DARREN RIZZI. Assistants: **Clancy Barone** (Tight Ends), **John Benton** (Offensive Line), **Rick Dennison** (Senior Offensive Assistant), **Jahri Evans** (Offensive Assistant), **Derrick Foster** (Running Backs), **Phil Galiano** (Assistant Special Teams), **Matt Giordano** (Defensive Assistant), **Peter Giunta** (Senior Defensive Assistant), **Todd Grantham** (Defensive Line), **Adam Gristick** (Defensive Assistant), **Michael Hodges** (Linebackers), **Andrew Janocko** (Quarterbacks), **Klint Kubiak** (Offensive Coordinator), **Mike Martinez** (Assistant to the Head Coach), **DeNarius McGhee** (Assistant Wide Receivers), **Kevin Petry** (Offensive Assistant), **Marcus Robertson** (Secondary), **Jordan Traylor** (Offensive Assistant), **Keith Williams** (Wide Receivers), **Joe Woods** (Defensive Coordinator), **Brian Young** (Pass Rush Specialist).

NEW ORLEANS SAINTS AGE ROSTER (as of 11/6/24)

No.	Name	Pos.	Ht.	Wt.	Age	Exp.	College	H.S. Hometown	How Acquired
56	Demario Davis	LB	6-2	248	35	13	Arkansas State	Brandon, Miss.	UFA-18 (NYJ)
94	Cameron Jordan	DE	6-4	287	35	14	California	Chandler, Ariz.	D1a-11
7	Taysom Hill	TE	6-2	221	34	8	BYU	Pocatello, Idaho	WAI-17 (GB)
4	Derek Carr	QB	6-3	215	33	11	Fresno State	Bakersfield, Calif.	FA-23
32	Tyrann Mathieu	S	5-9	190	32	12	LSU	New Orleans, La.	UFA-22 (KC)
49	Zach Wood	LS	6-3	255	31	8	Southern Methodist	Rowlett, Texas	FA-17
61	Connor McGovern	C	6-4	306	31	8	Missouri	Fargo, N.D.	FA-24
62	Lucas Patrick	OL	6-3	313	31	8	Duke	Brentwood, Tenn.	UFA-24 (CHI)
93	Nathan Shepherd	DT	6-4	315	31	7	Fort Hays State	Ajax, Ontario, Canada	UFA-23 (NYJ)
10	Marquez Valdes-Scantling	WR	6-4	206	30	7	South Florida	St. Petersburg, Fla.	FA-24
21	Jamaal Williams	RB	6-0	224	29	8	BYU	Fontana, Calif.	UFA-23 (DET)
41	Alvin Kamara	RB	5-10	215	29	8	Tennessee	Atlanta, Ga.	D3a-17
11	Cedrick Wilson Jr.	WR	6-2	197	28	7	Boise State	Memphis, Tenn.	UFA-24 (MIA)
48	J.T. Gray	DB	6-0	202	28	7	Mississippi State	Clarksdale, Miss.	FA-18
50	Khalen Saunders	DT	6-0	324	28	6	Western Illinois	St. Louis, Mo.	UFA-23 (KC)
83	Juwan Johnson	TE	6-4	231	28	5	Oregon	Glassboro, N.J.	FA-20
96	Carl Granderson	DE	6-5	261	27	6	Wyoming	Sacramento, Calif.	FA-19
46	Adam Prentice	FB	6-0	245	27	4	South Carolina	Clovis, Calif.	WAI-21 (DEN)
74	Olisaemeka Udoh	OL	6-6	320	27	6	Elon	Fayetteville, N.C.	UFA-24 (MIN)
43	Matthew Hayball	P	6-0	189	27	R	Vanderbilt	West Adelaide, Australia	FA-24
87	Foster Moreau	TE	6-4	250	27	6	LSU	New Orleans, La.	UFA-23 (LV)
0	Ugo Amadi	S	5-9	201	27	6	Oregon	Nashville, Tenn.	FA-23
67	Landon Young	T	6-7	321	27	4	Kentucky	Lexington, Ky.	D6-21
6	Willie Gay Jr.	LB	6-1	243	26	5	Mississippi State	Starkville, Miss.	UFA-24 (KC)
20	Pete Werner	LB	6-3	242	26	4	Ohio State	Indianapolis, Ind.	D2-21
27	Shemar Jean-Charles	DB	5-10	184	26	4	Appalachian State	Miramar, Fla.	FA-23
52	D'Marco Jackson	LB	6-1	233	26	3	Appalachian State	Spartanburg, S.C.	D5-22
19	Blake Grupe	K	5-7	156	26	2	Notre Dame	Sedalia, Mo.	FA-23
1	Alontae Taylor	CB	6-1	199	25	3	Tennessee	Manchester, Tenn.	D2-22
98	Payton Turner	DE	6-6	270	25	4	Houston	Houston, Texas	D1-21
3	Jake Haener	QB	6-1	200	25	2	Fresno State	Danville, Calif.	D4b-23
99	Chase Young	DE	6-5	265	25	5	Ohio State	Hyattsville, Md.	UFA-24 (SF)
95	John Ridgeway III	DT	6-5	321	25	3	Arkansas	Bloomington, Ill.	TR-24 (WAS)
70	Trevor Penning	T	6-7	325	25	3	Northern Iowa	Mason City, Iowa	D1b-22
51	Cesar Ruiz	C/G	6-4	316	25	5	Michigan	Camden, N.J.	D1-20
33	Jordan Mims	RB	6-0	205	25	1	Fresno State	Atherton, Calif.	FA-23
38	Millard Bradford	S	5-10	191	25	R	TCU	Helotes, Texas	FA-24
36	Rico Payton	CB	6-0	182	24	R	Pittsburg State	St. Louis, Mo.	FA-24
97	Khristian Boyd	DT	6-2	320	24	R	Northern Iowa	Blue Springs, Mo.	D6-24
85	Dallin Holker	TE	6-3	241	24	R	Colorado State	Lehi, Utah	FA-24
31	Jordan Howden	DB	6-0	209	24	2	Minnesota	San Diego, Calif.	D5-23
80	Jermaine Jackson	WR	5-7	170	24	R	Idaho	San Leandro, Calif.	FA-24
12	Chris Olave	WR	6-0	187	24	3	Ohio State	San Marcos, Calif.	D1a-22
64	Nick Saldiveri	OL	6-6	316	24	2	Old Dominion	Monroe, N.C.	D4a-23
84	Mason Tipton	WR	5-11	187	24	R	Yale	Akron, Ohio	FA-24
18	Spencer Rattler	QB	6-0	211	24	R	South Carolina	Phoenix, Ariz.	D5a-24
58	Anfernee Orji	LB	6-2	230	24	1	Vanderbilt	Rockwall, Texas	FA-23
55	Isaiah Foskey	DE	6-5	270	24	2	Notre Dame	Concord, Calif.	D2-23
90	Bryan Bresee	DT	6-5	305	23	2	Clemson	Damascus, Md.	D1-23
53	Jaylan Ford	LB	6-2	240	22	R	Texas	Frisco, Texas	D5c-24
75	Taliese Fuaga	T	6-6	324	22	R	Oregon State	Tacoma, Wash.	D1-24
14	Kool-Aid McKinstry	CB	5-11	199	22	R	Alabama	Pinson, Ala.	D2-24

Players on Active Roster: (52)

Practice Squad: (14)

91	Kendal Vickers	DT	6-3	295	29	3	Tennessee	Havelock, N.C.	FA-24
17	Dante Pettis	WR	6-1	195	29	6	Washington	San Juan Capistrano, Calif.	FA-24
28	Tre Herndon	DB	5-11	185	28	7	Vanderbilt	Ooltewah, Tenn.	FA-24
13	Equanimeous St. Brown	WR	6-5	214	28	6	Notre Dame	Anaheim, Calif.	UFA-24 (CHI)
86	Michael Jacobson	TE	6-7	244	27	1	Iowa State	Waukegan, Iowa	FA-23
30	Roderic Teamer	S	6-0	205	27	5	Tulane	New Orleans, La.	FA-24
35	Jacob Kibodi	RB	6-1	225	26	R	Louisiana	Baton Rouge, La.	FA-24
76	Austin Deculus	T	6-5	321	25	3	LSU	Cypress, Texas	FA-24
60	Kyle Hergel	G	6-2	315	25	R	Boston College	Mississauga, Ontario, Canada	FA-24
81	Kevin Austin Jr.	WR	6-2	200	24	1	Notre Dame	Fort Lauderdale, Fla.	FA-24
44	Isaiah Stalbird	LB	6-1	215	24	R	South Dakota State	Kearney, Neb.	FA-24
82	Treyton Welch	TE	6-4	240	23	R	Wyoming	Buffalo, Minn.	FA-24
72	Josiah Ezirim	T	6-6	329	23	R	Eastern Kentucky	Hilliard, Ohio	D7-24
39	Charlie Smyth	K	6-4	210	23	R	International Pathway Program	Newry, Ireland	FA-24

Reserve/Injured: (10)

77	Justin Herron	T	6-5	290	28	5	Wake Forest	Silver Spring, Md.	FA-24
5	Will Harris	DB	6-1	206	28	6	Boston College	Suwanee, Ga.	UFA-24 (DET)
66	Shane Lemieux	G/C	6-4	310	27	5	Oregon	Yakima, Wash.	UFA-24 (NYG)
78	Erik McCoy	C/G	6-4	303	27	6	Texas A&M	Lufkin, Texas	D2-19
22	Rashid Shaheed	WR/RS	6-0	180	26	3	Weber State	San Diego, Calif.	FA-22
29	Paulson Adebo	CB	6-1	192	25	4	Stanford	Mansfield, Texas	D3-21
76	Camron Peterson	DT	6-5	280	25	1	Southern	Houston, Texas	FA-24
28	Rejzohn Wright	CB	6-2	193	24	1	Oregon State	Union City, Calif.	FA-24
16	Bub Means	WR	6-2	215	23	R	Pittsburgh	Lovejoy, Ga.	D5b-24
25	Kendre Miller	RB	6-0	220	22	2	TCU	Mount Enterprise, Texas	D3-23

Reserve/Physically Unable to Perform: (3)

71	Ryan Ramczyk	T	6-6	314	30	8	Wisconsin	Stevens Point, Wis.	D1b-17
92	Tanoh Kpassagnon	DE	6-7	289	30	8	Villanova	Ambler, Pa.	UFA-21 (KC)
45	Nephi Sewell	LB	6-0	228	25	2	Utah	St. George, Utah	FA-22

INTERIM HEAD COACH: DARREN RIZZI. Assistants: Clancy Barone (Tight Ends), **John Benton** (Offensive Line), **Rick Dennison** (Senior Offensive Assistant), **Jahri Evans** (Offensive Assistant), **Derrick Foster** (Running Backs), **Phil Galiano** (Assistant Special Teams), **Matt Giordano** (Defensive Assistant), **Peter Giunta** (Senior Defensive Assistant), **Todd Grantham** (Defensive Line), **Adam Gristick** (Defensive Assistant), **Michael Hodges** (Linebackers), **Andrew Janocko** (Quarterbacks), **Klint Kubiak** (Offensive Coordinator), **Mike Martinez** (Assistant to the Head Coach), **DeNarius McGhee** (Assistant Wide Receivers), **Kevin Petry** (Offensive Assistant), **Marcus Robertson** (Secondary), **Jordan Traylor** (Offensive Assistant), **Keith Williams** (Wide Receivers), **Joe Woods** (Defensive Coordinator), **Brian Young** (Pass Rush Specialist).

NEW ORLEANS SAINTS POSITIONAL ROSTER (as of 11/6/24)

No.	Name	Pos.	Ht.	Wt.	Age	Exp.	College	HS Hometown	How Acquired
QUARTERBACKS (3)									
3	Jake Haener	QB	6-1	200	25	2	Fresno State	Danville, Calif.	D4b-23
4	Derek Carr	QB	6-3	215	33	11	Fresno State	Bakersfield, Calif.	FA-23
18	Spencer Rattler	QB	6-0	211	24	R	South Carolina	Phoenix, Ariz.	D5a-24
RUNNING BACKS (3)									
21	Jamaal Williams	RB	6-0	224	29	8	BYU	Fontana, Calif.	UFA-23 (DET)
33	Jordan Mims	RB	6-0	205	25	1	Fresno State	Atherton, Calif.	FA-23
41	Alvin Kamara	RB	5-10	215	29	8	Tennessee	Atlanta, Ga.	D3a-17
FULLBACKS (1)									
46	Adam Prentice	FB	6-0	245	27	4	South Carolina	Clovis, Calif.	WAI-21 (DEN)
WIDE RECEIVERS (5)									
10	Marquez Valdes-Scantling	WR	6-4	206	30	7	South Florida	St. Petersburg, Fla.	FA-24
11	Cedrick Wilson Jr.	WR	6-2	197	28	7	Boise State	Memphis, Tenn.	UFA-24 (MIA)
12	Chris Olave	WR	6-0	187	24	3	Ohio State	San Marcos, Calif.	D1a-22
80	Jermaine Jackson	WR	5-7	170	24	R	Idaho	San Leandro, Calif.	FA-24
84	Mason Tipton	WR	5-11	187	24	R	Yale	Akron, Ohio	FA-24
TIGHT ENDS (4)									
7	Taysom Hill	TE	6-2	221	34	8	BYU	Pocatello, Idaho	WAI-17 (GB)
83	Juwan Johnson	TE	6-4	231	28	5	Oregon	Glassboro, N.J.	FA-20
85	Dallin Holker	TE	6-3	241	24	R	Colorado State	Lehi, Utah	FA-24
87	Foster Moreau	TE	6-4	250	27	6	LSU	New Orleans, La.	FA-23
OFFENSIVE LINEMEN (9)									
51	Cesar Ruiz	C/G	6-4	316	25	5	Michigan	Camden, N.J.	D1-20
61	Connor McGovern	C	6-4	306	31	8	Missouri	Fargo, N.D.	FA-24
62	Lucas Patrick	OL	6-3	313	31	8	Duke	Brentwood, Tenn.	UFA-24 (CHI)
64	Nick Saldiveri	OL	6-6	316	24	2	Old Dominion	Monroe, N.C.	D4a-23
60	Kyle Hergel	G	6-2	315	25	R	Boston College	Mississauga, Ontario, Canada	FA-24
67	Landon Young	T	6-7	321	27	4	Kentucky	Lexington, Ky.	D6-21
70	Trevor Penning	T	6-7	325	25	3	Northern Iowa	Mason City, Iowa	D1b-22
74	Olisaemeka Udoh	OL	6-6	320	27	6	Elon	Fayetteville, N.C.	UFA-24 (MIN)
75	Taliese Fuaga	T	6-6	324	22	R	Oregon State	Tacoma, Wash.	D1-24
SPECIALISTS (3)									
19	Blake Grupe	K	5-7	156	26	2	Notre Dame	Sedalia, Mo.	FA-23
43	Matthew Hayball	P	6-0	189	27	R	Vanderbilt	West Adelaide, Australia	FA-24
49	Zach Wood	LS	6-3	255	31	8	Southern Methodist	Rowlett, Texas	FA-17
DEFENSIVE LINEMEN (10)									
50	Khalen Saunders	DT	6-0	324	28	6	Western Illinois	St. Louis, Mo.	UFA-23 (KC)
55	Isaiah Foskey	DE	6-5	270	24	2	Notre Dame	Concord, Calif.	D2-23
90	Bryan Bresee	DT	6-5	305	23	2	Clemson	Damascus, Md.	D1-23
93	Nathan Shepherd	DT	6-4	315	31	7	Fort Hays State	Ajax, Ontario, Canada	UFA-23 (NYJ)
94	Cameron Jordan	DE	6-4	287	35	14	California	Chandler, Ariz.	D1a-11
95	John Ridgeway III	DT	6-5	321	25	3	Arkansas	Bloomington, Ill.	TR-24 (WAS)
96	Carl Granderson	DE	6-5	261	27	6	Wyoming	Sacramento, Calif.	FA-19
97	Khristian Boyd	DT	6-2	320	24	R	Northern Iowa	Blue Springs, Mo.	D6-24
98	Payton Turner	DE	6-6	270	25	4	Houston	Houston, Texas	D1-21
99	Chase Young	DE	6-5	265	25	5	Ohio State	Hyattsville, Md.	UFA-24 (SF)
LINEBACKERS (6)									
6	Willie Gay Jr.	LB	6-1	243	26	5	Mississippi State	Starkville, Miss.	UFA-24 (KC)
20	Pete Werner	LB	6-3	242	26	4	Ohio State	Indianapolis, Ind.	D2-21
52	D'Marco Jackson	LB	6-1	233	26	3	Appalachian State	Spartanburg, S.C.	D5-22
53	Jaylan Ford	LB	6-2	240	22	R	Texas	Frisco, Texas	D5c-24
56	Demario Davis	LB	6-2	248	35	13	Arkansas State	Brandon, Miss.	UFA-18 (NYJ)
58	Anfernee Orji	LB	6-2	230	24	1	Vanderbilt	Rockwall, Texas	FA-23
DEFENSIVE BACKS (9)									
0	Ugo Amadi	S	5-9	201	27	6	Oregon	Nashville, Tenn.	FA-23
1	Alontae Taylor	CB	6-1	199	25	3	Tennessee	Manchester, Tenn.	D2-22
14	Kool-Aid McKinstry	CB	5-11	199	22	R	Alabama	Pinson, Ala.	D2-24
27	Shemar Jean-Charles	DB	5-10	184	26	4	Appalachian State	Miramar, Fla.	FA-23
31	Jordan Howden	DB	6-0	209	24	2	Minnesota	San Diego, Calif.	D5-23
32	Tyrann Mathieu	S	5-9	190	32	12	LSU	New Orleans, La.	UFA-22 (KC)
36	Rico Payton	CB	6-0	182	24	R	Pittsburg State	St. Louis, Mo.	FA-24
38	Millard Bradford	S	5-10	191	25	R	TCU	Helotes, Texas	FA-24
48	J.T. Gray	DB	6-0	202	28	7	Mississippi State	Clarksdale, Miss.	FA-18
Players on Active Roster: (52)									
Practice Squad: (14)									
13	Equanimeous St. Brown	WR	6-5	214	28	6	Notre Dame	Anaheim, Calif.	UFA-24 (CHI)
17	Dante Pettis	WR	6-1	195	29	6	Washington	San Juan Capistrano, Calif.	FA-24
28	Tre Herndon	DB	5-11	185	28	7	Vanderbilt	Ooltewah, Tenn.	FA-24
30	Roderic Teamer	S	6-0	205	27	5	Tulane	New Orleans, La.	FA-24
35	Jacob Kibodi	RB	6-1	225	26	R	Louisiana	Baton Rouge, La.	FA-24
39	Charlie Smyth	K	6-4	210	23	R	International Pathway Program	Newry, Ireland	FA-24
44	Isaiah Stalbird	LB	6-1	215	24	R	South Dakota State	Kearney, Neb.	FA-24
60	Kyle Hergel	G	6-2	315	25	R	Boston College	Mississauga, Ontario, Canada	FA-24
72	Josiah Ezirim	T	6-6	329	23	R	Eastern Kentucky	Hilliard, Ohio	D7-24
76	Austin Deculus	T	6-5	321	25	3	LSU	Cypress, Texas	FA-24
81	Kevin Austin Jr.	WR	6-2	200	24	1	Notre Dame	Fort Lauderdale, Fla.	FA-24
82	Treyton Welch	TE	6-4	240	23	R	Wyoming	Buffalo, Minn.	FA-24
86	Michael Jacobson	TE	6-7	244	27	1	Iowa State	Waukee, Iowa	FA-23
91	Kendal Vickers	DT	6-3	295	29	3	Tennessee	Havelock, N.C.	FA-24
Reserve/Injured: (10)									
5	Will Harris	DB	6-1	206	28	6	Boston College	Suwanee, Ga.	UFA-24 (DET)
16	Bub Means	WR	6-2	215	23	R	Pittsburgh	Lovejoy, Ga.	D5b-24
22	Rashid Shaheed	WR/RS	6-0	180	26	3	Weber State	San Diego, Calif.	FA-24
25	Kendre Miller	RB	6-0	220	22	2	TCU	Mount Enterprise, Texas	D3-23
28	Rejzohn Wright	CB	6-2	193	24	1	Oregon State	Union City, Calif.	FA-24
29	Paulson Adebo	CB	6-1	192	25	4	Stanford	Mansfield, Texas	D3-21
66	Shane Lemieux	G/C	6-4	310	27	5	Oregon	Yakima, Wash.	UFA-24 (NYG)
76	Camron Peterson	DT	6-5	280	25	1	Southern	Houston, Texas	FA-24
77	Justin Herron	T	6-5	290	28	5	Wake Forest	Silver Spring, Md.	FA-24
78	Erik McCoy	C/G	6-4	303	27	6	Texas A&M	Lufkin, Texas	D2-19
Reserve/Physically Unable to Perform: (3)									
45	Nephi Sewell	LB	6-0	228	25	2	Utah	St. George, Utah	FA-22
71	Ryan Ramczyk	T	6-6	314	30	8	Wisconsin	Stevens Point, Wis.	D1b-17
92	Tanoh Kpassagnon	DE	6-7	289	30	8	Villanova	Ambler, Pa.	UFA-21 (KC)

INTERIM HEAD COACH: DARREN RIZZI. Assistants: **Clancy Barone** (Tight Ends), **John Benton** (Offensive Line), **Rick Dennison** (Senior Offensive Assistant), **Jahri Evans** (Offensive Assistant), **Derrick Foster** (Running Backs), **Phil Galiano** (Assistant Special Teams), **Matt Giordano** (Defensive Assistant), **Peter Giunta** (Senior Defensive Assistant), **Todd Grantham** (Defensive Line), **Adam Gristick** (Defensive Assistant), **Michael Hodges** (Linebackers), **Andrew Janocko** (Quarterbacks), **Klint Kubiak** (Offensive Coordinator), **Mike Martinez** (Assistant to the Head Coach), **DeNarius McGhee** (Assistant Wide Receivers), **Kevin Petry** (Offensive Assistant), **Marcus Robertson** (Secondary), **Jordan Traylor** (Offensive Assistant), **Keith Williams** (Wide Receivers), **Joe Woods** (Defensive Coordinator), **Brian Young** (Pass Rush Specialist).

NEW ORLEANS SAINTS UNOFFICIAL DEPTH CHART (as of 11/6/24)

OFFENSE

WR	12 Chris Olave	10 Marquez Valdes-Scantling	
LT	75 <u>Taliase Fuaga</u>	74 Olisaemeka Udoh	
LG	67 Landon Young	64 Nick Saldiveri	
C	62 Lucas Patrick	61 Connor McGovern	
RG	51 Cesar Ruiz	64 Nick Saldiveri	
RT	70 Trevor Penning	74 Olisaemeka Udoh	
TE	87 Foster Moreau	83 Juwan Johnson	
TE	7 Taysom Hill	85 <u>Dallin Holker</u>	
WR	11 Cedrick Wilson Jr.	84 <u>Mason Tipton</u>	80 <u>Jermaine Jackson</u>
QB	4 Derek Carr	3 Jake Haener or 18 <u>Spencer Rattler</u>	
RB	41 Alvin Kamara	21 Jamaal Williams	33 Jordan Mims
FB	46 Adam Prentice		

DEFENSE

RDE	96 Carl Granderson or 99 Chase Young	55 Isaiah Foskey	
DT	50 Khalen Saunders	97 <u>Khristian Boyd</u>	
DT	93 Nathan Shepherd	90 Bryan Bresee	95 John Ridgeway III
LDE	94 Cameron Jordan	98 Payton Turner	
WILL	20 Pete Werner	58 Anfernee Orji	
MLB	56 Demario Davis	52 D'Marco Jackson	
SAM	6 Willie Gay Jr.	58 Anfernee Orji	53 <u>Jaylan Ford</u>
LCB	1 Alontae Taylor	36 <u>Rico Payton</u>	27 Shemar Jean-Charles
SS	31 Jordan Howden	48 J.T. Gray	38 <u>Millard Bradford</u>
FS	32 Tyrann Mathieu	48 J.T. Gray	
RCB	14 Kool-Aid McKinstry	0 Ugo Amadi	

SPECIAL TEAMS

P	43 <u>Matthew Hayball</u>	
K	19 Blake Grupe	
KO	19 Blake Grupe	
LS	49 Zach Wood	
H	43 <u>Matthew Hayball</u>	
PR	80 <u>Jermaine Jackson</u>	84 <u>Mason Tipton</u>
KR	80 <u>Jermaine Jackson</u>	21 Jamaal Williams

HOW THE SAINTS WERE BUILT (as of 11/6/24) - REGULAR SEASON

	DRAFT	TRADES	WAIVERS	FREE AGENTS	
2011	DE Cameron Jordan (1a)				1
2017	RB Alvin Kamara (3)		TE Taysom Hill (GB)	LS Zach Wood (FA)	3
2018				LB Demario Davis (UFA-NYJ) DB J.T. Gray (Rookie FA)	2
2019				DE Carl Granderson (Rookie FA)	1
2020	C/G Cesar Ruiz (1)			TE Juwan Johnson (Rookie FA)	2
2021	DE Payton Turner (1) LB Pete Werner (2) T Landon Young (6)		FB Adam Prentice (DEN)		4
2022	WR Chris Olave (1a) T Trevor Penning (1b) CB Alontae Taylor (2) LB D'Marco Jackson (5)			S Tyrann Mathieu (UFA-KC)	5
2023	DT Bryan Bresee (1) DE Isaiah Foskey (2) OL Nick Saldiveri (4a) QB Jake Haener (4b) DB Jordan Howden (5)			S Ugo Amadi (FA) QB Derek Carr (FA) K Blake Grupe (Rookie FA) DB Shemar Jean-Charles (FA) RB Jordan Mims (FA) TE Foster Moreau (UFA-LV) LB Anfernee Orji (Rookie FA) DT Khalen Saunders (UFA-KC) DT Nathan Shepherd (UFA-NYJ) RB Jamaal Williams (UFA-DET)	15
2024	T Taliese Fuaga (1) CB Kool-Aid McKinstry (2) QB Spencer Rattler (5a) LB Jalyan Ford (5c) DT Khristian Boyd (6)	DT John Ridgeway III (WAS)		S Millard Bradford (Rookie FA) LB Willie Gay Jr. (UFA-KC) P Matthew Hayball (Rookie FA) TE Dallin Holker (Rookie FA) Jermaine Jackson (Rookie FA) C Connor McGovern (FA) OL Lucas Patrick (UFA-CHI) CB Rico Payton (Rookie FA) WR Mason Tipton (Rookie FA) OL Olisaemeka Udoh (UFA-MIN) WR Marquez Valdes-Scantling (FA) WR Cedrick Wilson Jr. (UFA-MIA) DE Chase Young (UFA-SF)	19

New Orleans Saints / Week 9 / Through Sunday, November 3, 2024 / Regular Season

Won 2, Lost 7

9/8/2024	W 47 - 10	Carolina Panthers
9/15/2024	W 44 - 19	at Dallas Cowboys
9/22/2024	L 12 - 15	Philadelphia Eagles
9/29/2024	L 24 - 26	at Atlanta Falcons
10/7/2024	L 13 - 26	at Kansas City Chiefs
10/13/2024	L 27 - 51	Tampa Bay Buccaneers
10/17/2024	L 10 - 33	Denver Broncos
10/27/2024	L 8 - 26	at Los Angeles Chargers
11/3/2024	L 22 - 23	at Carolina Panthers

	New Orleans	Opponent
Total First Downs	171	180
Rushing	70	67
Passing	85	98
Penalty	16	15
3rd Down: Made/Att	45/118	40/105
3rd Down Pct.	38.1%	38.1%
4th Down: Made/Att	8/14	4/11
4th Down Pct.	57.1%	36.4%
Possession Avg.	29:37	30:23
Total Net Yards	2983	3388
Avg. Per Game	331.4	376.4
Total Plays	568	566
Avg. Per Play	5.3	6.0
Net Yards Rushing	1128	1229
Avg. Per Game	125.3	136.6
Total Rushes	257	242
Net Yards Passing	1855	2159
Avg. Per Game	206.1	239.9
Sacked/Yards Lost	22/121	19/120
Gross Yards	1976	2279
Attempts/Completions	289/182	305/195
Completion Pct.	63.0%	63.9%
Had Intercepted	6	11
Punts/Average	39/44.7	29/44.7
Net Punting Avg.	40.2	38
Penalties/Yards	58/570	61/504
Fumbles/Ball Lost	7/5	10/3
Touchdowns	23	24
Rushing	11	12
Passing	11	8
Returns	1	4

Score By Periods	Q1	Q2	Q3	Q4	OT	Pts
Team	49	88	22	48	0	207
Opponents	37	74	44	74	0	229

Scoring	TD	Ru	Pa	Rt	PAT	FG	2Pt	Pts
B.Grupe	0	0	0	0	19/21	16/17	0	67
A.Kamara	7	6	1	0	0/0	0/0	0	42
R.Shaheed	4	0	3	1	0/0	0/0	0	24
T.Hill	3	3	0	0	0/0	0/0	0	18
F.Moreau	3	0	3	0	0/0	0/0	0	18
D.Carr	1	1	0	0	0/0	0/0	0	6
J.Johnson	1	0	1	0	0/0	0/0	0	6
B.Means	1	0	1	0	0/0	0/0	0	6
C.Olave	1	0	1	0	0/0	0/0	0	6
J.Williams	1	1	0	0	0/0	0/0	0	6
C.Wilson	1	0	1	0	0/0	0/0	0	6
Team	23	11	11	1	19/21	16/17	0	207
Opponents	24	12	8	4	20/21	21/23	1	229

2-Pt. Conversions: Team 0/2, Opponents: 1/3
 Sacks: A.Taylor 4.0, B.Bresee 4.0, C.Granderson 3.5, C.Young 2.0, P.Turner 1.0, K.Saunders 1.0, U.Amadi 1.0, W.Gay 1.0, D.Davis 1.0, N.Shepherd 0.5 **Team: 19.0, Opponents: 22.0**

Rushing	No.	Yds	Avg	Long	TD
A.Kamara	150	660	4.4	24	6
J.Williams	32	124	3.9	14t	1
T.Hill	23	116	5.0	12	3
S.Rattler	9	61	6.8	28	0
K.Miller	9	52	5.8	16	0
J.Mims	10	29	2.9	6	0
R.Shaheed	6	29	4.8	13	0
D.Carr	8	22	2.8	8	1
J.Haener	7	18	2.6	9	0
M.Hayball	1	11	11.0	11	0
C.Olave	1	7	7.0	7	0
J.Jackson	1	-1	-1.0	-1	0

Team	257	1128	4.4	28	11
Opponents	242	1229	5.1	65t	12

Receiving	No.	Yds	Avg	Long	TD
A.Kamara	46	367	8.0	57t	1
C.Olave	32	400	12.5	39	1
R.Shaheed	20	349	17.5	70t	3
J.Johnson	20	225	11.3	27	1
M.Tipton	14	99	7.1	15	0
F.Moreau	12	167	13.9	41	3
C.Wilson	11	122	11.1	25	1
B.Means	9	118	13.1	36	1
T.Hill	8	64	8.0	15	0
J.Williams	4	21	5.3	13	0
J.Mims	3	38	12.7	25	0
K.Miller	2	1	0.5	6	0
M.Valdes-Scantling	1	5	5.0	5	0
A.Prentice	0	0	0.0	0	0

Team	182	1976	10.9	70t	11
Opponents	195	2279	11.7	65t	8

Interceptions	No.	Yds	Avg	Long	TD
P.Adebo	3	68	22.7	47	0
T.Mathieu	2	23	11.5	23	0
K.Saunders	1	37	37.0	37	0
J.Abram	1	30	30.0	30	0
W.Harris	1	7	7.0	7	0
S.Jean-Charles	1	0	0.0	0	0
C.Jordan	1	0	0.0	0	0
J.Howden	1	-5	-5.0	-5	0
Team	11	160	14.5	47	0
Opponents	6	47	7.8	47t	1

Punting	No	Yds	Avg	Net	TB	In	Lg	B
M.Hayball	39	1742	44.7	40.2	3	20	59	0
Team	39	1742	44.7	40.2	3	20	59	0
Opponents	29	1296	44.7	38.0	0	11	67	1

Punt Returns	Ret	FC	Yds	Avg	Long	TD
R.Shaheed	9	2	143	15.9	54t	1
J.Jackson	6	7	50	8.3	18	0
C.Wilson	1	0	0	0.0	0	0
Team	16	9	193	12.1	54t	1
Opponents	15	13	115	7.7	14	0

Kickoff Returns	No.	Yds	Avg	Long	TD
J.Jackson	7	162	23.1	32	0
R.Shaheed	6	171	28.5	38	0
J.Williams	5	137	27.4	32	0
K.Miller	1	41	41.0	41	0
M.Tipton	1	21	21.0	21	0
J.Mims	1	19	19.0	19	0
Team	21	551	26.2	41	0
Opponents	35	861	24.6	35	0

Field Goals	1-19	20-29	30-39	40-49	50+
B.Grupe	0/0	3/3	5/5	5/6	3/3
Team	0/0	3/3	5/5	5/6	3/3
Opponents	0/0	4/4	5/5	8/8	4/6

Fumbles Lost: S.Rattler 2, C.Wilson 1, C.Olave 1, R.Shaheed 1 **Total: 5**
 Opponent Fumble Recoveries: W.Gay 2, T.Mathieu 1 **Total: 3**

Passing	Att	Cmp	Yds	Cmp%	Yds/Att	TD	TD%	Int	Int%	Long	Sack	Lost	Rating
D.Carr	159	108	1225	67.9%	7.7	9	5.7%	4	2.5%	70t	6/	32	99.2
S.Rattler	99	59	571	59.6%	5.8	1	1.0%	2	2.0%	41	14/	73	70.7
J.Haener	29	14	177	48.3%	6.1	1	3.4%	0	0.0%	36	2/	16	79.3
T.Hill	2	1	3	50.0%	1.5	0	0.0%	0	0.0%	3	0/	0	56.3
Team	289	182	1976	63.0%	6.8	11	3.8%	6	2.1%	70t	22/	121	87.1
Opponents	305	195	2279	63.9%	7.5	8	2.6%	11	3.6%	65t	19/	120	80.2

NEW ORLEANS SAINTS 2024 DEFENSIVE STATS

Name	Regular Defensive Plays											Special Teams					Miscellaneous			
	TKL	AST	TOT	SACK	YDS	TFL	QH	IN	PD	FF	FR	TKL	AST	FF	FR	BL	TKL	AST	FF	FR
Davis, Demario	30	26	56	1	0	0	0	0	1	0	0	0	0	0	0	0	0	0	0	0
Adebo, Paulson	43	9	52	0	0	1	1	3	10	0	0	0	0	0	0	0	0	0	0	0
Taylor, Alontae	35	13	48	4	32.5	9	4	0	10	2	0	0	0	0	0	0	0	0	0	0
Werner, Pete	25	13	38	0	0	3	0	0	0	0	0	0	0	0	0	0	0	0	0	0
Mathieu, Tyrann	27	8	35	0	0	1	0	2	3	1	1	0	0	0	0	0	0	0	0	0
Granderson, Carl	21	13	34	3.5	17.5	5	7	0	0	1	0	0	0	0	0	0	0	0	0	0
Howden, Jordan	15	19	34	0	0	1	0	1	1	0	0	2	0	0	0	0	0	0	0	0
Lattimore, Marshon	22	8	30	0	0	0	0	0	2	0	0	0	0	0	0	0	0	0	0	0
Shepherd, Nathan	10	13	23	0.5	2.5	3	3	0	0	0	0	0	0	0	0	0	0	0	0	0
Young, Chase	11	7	18	2	11.5	5	11	0	1	0	0	0	0	0	0	0	0	0	0	0
McKinstry, Kool-Aid	13	4	17	0	0	1	0	0	3	0	0	1	0	0	0	0	0	0	0	0
Abram, Johnathan	10	6	16	0	0	0	0	1	2	0	0	1	2	0	0	0	0	0	0	0
Harris, Will	12	3	15	0	0	1	0	1	3	0	0	0	1	0	0	0	0	0	0	0
Orji, Anfernee	9	6	15	0	0	2	0	0	0	0	0	6	5	0	0	0	0	0	0	0
Gay Jr., Willie	12	3	15	1	8	2	1	0	3	1	2	5	1	0	0	0	0	0	0	0
Saunders, Khalen	8	7	15	1	10	1	0	1	1	0	0	0	0	0	0	0	0	0	0	0
Bresee, Bryan	10	3	13	4	19	4	6	0	1	1	0	0	0	0	0	0	0	0	0	0
Jordan, Cam	4	6	10	0	0	0	1	1	2	0	0	0	0	0	0	0	0	0	0	0
Ridgeway III, John	4	4	8	0	0	0	0	0	0	0	0	0	0	0	0	0	0	0	0	0
Amadi, Ugo	7	0	7	1	8	1	0	0	1	0	0	1	0	0	0	0	0	0	0	0
Turner, Payton	5	2	7	1	11	2	1	0	2	1	0	2	1	0	0	0	0	0	0	0
Jackson, D'Marco	3	3	6	0	0	0	0	0	0	0	0	4	2	0	0	0	0	0	0	0
Foskey, Isaiah	2	2	4	0	0	0	0	0	0	0	0	2	5	0	0	0	0	0	0	0
Boyd, Khristian	2	1	3	0	0	0	0	0	0	0	0	0	0	0	0	0	0	0	0	0
Gray, J.T.	2	0	2	0	0	0	0	0	0	1	0	8	8	0	0	1	0	0	0	0
Jean-Charles, Shemar	1	1	2	0	0	0	0	1	1	0	0	0	0	0	0	0	0	0	0	0
Vickers, Kendal	1	1	2	0	0	0	0	0	0	0	0	0	0	0	0	0	0	0	0	0
Hill, Taysom	1	0	1	0	0	1	0	0	0	1	0	0	0	0	0	0	0	0	0	0
Wilson Jr., Cedrick	0	0	0	0	0	0	0	0	0	0	0	5	2	0	0	0	0	0	0	0
Payton, Rico	0	0	0	0	0	0	0	0	1	0	0	3	3	0	0	0	0	0	0	0
Ford, Jaylan	0	0	0	0	0	0	0	0	0	0	0	0	3	0	0	0	0	0	0	0
Stalbird, Isaiah	0	0	0	0	0	0	0	0	0	0	0	1	2	0	0	0	0	0	0	0
Grupe, Blake	0	0	0	0	0	0	0	0	0	0	0	1	0	0	0	0	0	0	0	0
Holker, Dallin	0	0	0	0	0	0	0	0	0	0	0	0	1	0	0	0	0	0	0	0
Mims, Jordan	0	0	0	0	0	0	0	0	0	0	0	0	1	0	0	0	0	0	0	0
Prentice, Adam	0	0	0	0	0	0	0	0	0	0	0	3	1	0	0	0	0	0	0	0
Wood, Zack	0	0	0	0	0	0	0	0	0	0	0	1	1	0	0	0	0	0	0	0
Olave, Chris	0	0	0	0	0	0	0	0	0	0	0	0	0	0	0	0	2	0	0	0
Shaheed, Rashid	0	0	0	0	0	0	0	0	0	0	0	0	0	0	0	0	3	0	0	0
Hudson, Khaleke	0	0	0	0	0	0	0	0	0	0	0	0	1	0	0	0	0	0	0	0
Rattler, Spencer	0	0	0	0	0	0	0	0	0	0	0	0	0	0	0	0	0	0	0	1
Totals	345	181	526	19	120	43	35	11	48	9	3	46	40	0	0	1	5	0	0	1

Defense: TKL: tackle, AST: assist, TOT: total, INT: interception, PD: pass defense, FF: forced fumble, FR: fumble recovery

Special Teams: BL: kicks blocked.

2024 New Orleans Saints Game Participation

	9/8	9/15	9/23	9/30	10/7	10/13	10/17	10/27	11/3	11/10	11/17	12/1	12/8	12/15	12/23	12/29	1/5	Regular Season
	CAR	@DAL	PHI	@ATL	@KC	TB	DEN	@LAC	@CAR	ATL	CLE	LAR	@NYG	WSH	@GB	LV	@TB	GP-GS-DNP-IA
Abram, Johnathan	PS	PS	PS	PS	PL	PL	PL	XXX	XXX									3-0-0-0
Adebo, Paulson	LCB	LCB	LCB	LCB	LCB	LCB	LCB	IR	IR									7-7-0-0
Amadi, Ugo	PS	PL	PS	PS	PS	PS	PS	PL	PL									3-0-0-0
Austin Jr., Kevin	PS	PS	PS	PS	PS	PS	PS	PS	PS									0-0-0-0
Boyd, Khristian	PL	PL	PL	PL	IA	IA	PL	IA	PL									6-0-0-3
Bradford, Millard	PS	PS	PS	PS	PS	PS	PS	PS	PL									1-0-0-0
Breesee, Bryan	DT	DT	DT	DT	PL	DT	DT	DT	PL									9-7-0-0
Carr, Derek	QB	QB	QB	QB	QB	IA	IA	IA	QB									6-6-0-3
Davis, Demario	MLB	MLB	MLB	IA	MLB	MLB	MLB	MLB	MLB									8-8-0-1
Deculus, Austin	PS	PS	PS	PS	PS	PS	PS	PS	PS									0-0-0-0
Ezirim, Josiah	PS	PS	PS	PS	PS	PS	PS	PS	PS									0-0-0-0
Ford, Jaylan	IA	IA	PL	PL	PL	PL	PL	IA	IA									5-0-0-4
Foskey, Isaiah	PL	PL	PL	PL	PL	PL	PL	PL	PL									8-0-0-0
Fuaga, Taliess	LT	LT	LT	LT	LT	LT	LT	LT	LT									9-9-0-0
Gay Jr., Willie	SLB	PL	SLB	SLB	IA	SLB	SLB	PL	SLB									8-6-0-1
Granderson, Carl	RDE	RDE	RDE	RDE	RDE	RDE	RDE	RDE	RDE									9-9-0-0
Gray, J.T.	PL	PL	PL	PL	PL	PL	PL	PL	PL									9-0-0-0
Grupe, Blake	PL	PL	PL	PL	PL	PL	PL	PL	PL									9-0-0-0
Haener, Jake	PL	PL	DNP	DNP	PL	DNP	PL	PL	DNP									5-0-4-0
Harris, Will	SS	SS	SS	SS	SS	IR	IR	IR	IR									5-5-0-0
Haynesworth, Sincere	XXX	XXX	XXX	XXX	XXX	XXX	XXX	PS	XXX									0-0-0-0
Hayball, Matthew	PL	PL	PL	PL	PL	PL	PL	PL	PL									9-0-0-0
Hergel, Kyle	PS	PS	PS	PL	PL	PL	PL	PL	PL									5-0-0-0
Hemdon, Tre	XXX	XXX	XXX	XXX	XXX	XXX	XXX	XXX	PL									1-0-0-0
Hill, Taysom	TE	TE	IA	TE	IA	IA	IA	TE	TE									5-5-0-4
Holker, Dallin	IA	IA	DNP	IA	TE	PL	PL	IA	PL									4-1-1-4
Howden, Jordan	PL	PL	PL	PL	PL	SS	SS	SS	SS									9-4-0-0
Hudson, Khaleke	PL	XXX	XXX	XXX	XXX	XXX	XXX	XXX	XXX									1-0-0-0
Jackson, D'Marco	IA	IA	IA	PL	PL	PL	PL	PL	PL									6-0-0-3
Jackson, Jermaine	XXX	XXX	XXX	XXX	PS	PS	PL	PL	PL									3-0-0-0
Jacobson, Michael	PS	PS	PS	PS	PS	PS	PS	PS	PS									0-0-0-0
Jean-Charles, Shemar	XXX	PS	PS	PS	PS	PS	XXX	PS	RCB									1-1-0-0
Johnson, Juwan	PL	PL	PL	PL	TE	TE	PL	TE	PL									9-3-0-0
Jordan, Cameron	LDE	LDE	LDE	LDE	LDE	LDE	LDE	LDE	LDE									9-9-0-0
Kamara, Alvin	RB	RB	RB	RB	RB	RB	RB	RB	RB									9-9-0-0
Kibodi, Jacob	PS	PS	PS	PS	XXX	XXX	XXX	XXX	PS									0-0-0-0
Lalos, Niko	PS	PS	PS	PS	PS	PS	PS	PS	PS									0-0-0-0
Lattimore, Marshon	RCB	IA	RCB	RCB	RCB	RCB	RCB	RCB	IA									7-7-0-2
Lemieux, Shane	PS	PS	PS	ST	IR	IR	IR	IR	IR									1-1-0-0
Mathieu, Tyrann	FS	FS	FS	FS	FS	FS	FS	FS	FS									9-9-0-0
McCoy, Erik	C	C	C	IR	IR	IR	IR	IR	IR									3-3-0-0
McGovern, Connor	XXX	XXX	XXX	XXX	PL	C	C	C	C									5-4-0-0
McKinstry, Kool-Aid	PL	RCB	PL	PL	PL	PL	PL	LCB	IA									8-2-0-1
Means, Bub	PL	PL	IA	PL	PL	PL	PL	PL	IR									7-0-0-1
Miller, Kendre	IR	IR	IR	IR	IR	IA	PL	PL	IR									2-0-0-1
Mims, Jordan	PL	PL	PL	PL	PL	PL	IA	XXX	PL									7-0-0-1
Moreau, Foster	TE	TE	TE	TE	TE	TE	TE	TE	TE									9-9-0-0
Olave, Chris	WR	WR	WR	WR	WR	WR	IA	WR	WR									8-8-0-1
Orji, Anfernee	PL	PL	PL	PL	WLB	PL	PL	PL	PL									9-1-0-0
Patrick, Lucas	LG	LG	LG	LG	LG	IA	PL	LG	LG									8-7-0-1
Payton, Rico	PL	PL	PL	PL	PL	PL	PL	PL	IA									8-0-0-1
Penning, Trevor	RT	RT	RT	RT	RT	RT	RT	RT	RT									9-9-0-0
Perry, A.T.	IA	IA	IA	IA	XXX	XXX	XXX	XXX	XXX									0-0-0-4
Pettis, Dante	XXX	XXX	XXX	XXX	XXX	XXX	PS	PS	PS									0-0-0-0
Prentice, Adam	PL	PL	FB	PL	PL	PL	FB	PL	PL									9-2-0-0
Rattler, Spencer	IA	IA	IA	IA	IA	QB	QB	QB	IA									3-3-0-6
Reed, Chris	XXX	XXX	XXX	PS	PS	PL	PS	XXX	XXX									1-0-0-0
Ridgeway III, John	IA	PL	PL	IA	PL	PL	PL	PL	IA									6-0-0-3
Ruiz, Cesar	RG	RG	RG	IA	IA	IA	IA	RG	RG									5-5-0-4
Saldiveri, Nick	PL	PL	PL	PL	LG	LG	LG	IA	PL									8-3-0-1
Saunders, Khalel	IA	IA	IA	PL	DT	PL	IA	PL	DT									5-2-0-4
Shaheed, Rashid	WR	WR	WR	WR	PL	WR	IR	IR	IR									6-5-0-0
Shepherd, Nathan	DT	DT	DT	DT	DT	DT	DT	DT	DT									9-9-0-0
Smyth, Charlie	PS	PS	PS	PS	PS	PS	PS	PS	PS									0-0-0-0
Stalbird, Isaiah	PS	PL	PL	PS	PL	PS	PS	PS	PS									3-0-0-0
St. Brown, Equanimeous	PS	PS	PS	PS	PS	PS	PL	PL	PS									2-0-0-0
Taylor, Alontae	PL	NCB	PL	NCB	NCB	NCB	NCB	NCB	LCB									9-7-0-0
Teamer, Roderic	XXX	XXX	XXX	XXX	XXX	XXX	XXX	PL	PL									2-0-0-0
Tipton, Mason	PL	PL	PL	PL	PL	PL	ST	PL	PL									9-1-0-0
Turner, Payton	PL	PL	PL	PL	IA	PL	PL	PL	PL									8-0-0-1
Udoh, Olisaemeka	PL	PL	PL	PL	DNP	DNP	PL	PL	PL									7-0-2-0
Valdes-Scantling, Marquez	XXX	XXX	XXX	XXX	XXX	XXX	XXX	IA	WR									7-1-0-1
Vickers, Kendal	PL	PS	PS	PS	PS	PS	PS	PS	PS									1-0-0-0
Welch, Treyton	PS	PS	PS	PS	PS	PS	PS	PS	PS									0-0-0-0
Werner, Pete	WLB	WLB	WLB	WLB	IA	IA	IA	WLB	WLB									6-6-0-3
Williams, Jamaal	PL	PL	PL	PL	PL	PL	PL	PL	IA									8-0-0-1
Wilson Jr., Cedrick	PL	PL	PL	PL	PL	PL	PL	IA	PL									8-0-0-1
Wood, Zach	PL	PL	PL	PL	PL	PL	PL	PL	PL									9-0-0-0
Young, Chase	PL	PL	PL	PL	PL	PL	PL	PL	PL									9-0-0-0
Young, Landon	PL	PL	PL	RG	RG	RG	RG	PL	PL									9-4-0-0

LEGEND

DNP=Did Not Play	RC=Reserve/COVID
IA=Inactive	OP=Opt Out
IR=Injured Reserve	RS=Reserve/Suspended
PL=Played	SUSP=Suspension
PS=Practice Squad	XXX=Not With Team

2024 New Orleans Saints Game-By-Game Starters

OFFENSE

Date	Opp.	WR	LT	LG	C	RG	RT	TE	WR	QB	RB	FB
9/8	CAR	Olave	Fuaga	Patrick	McCoy	Ruiz	Penning	Moreau	Shaheed	Carr	Kamara	Hill (TE)
9/15	@DAL	Olave	Fuaga	Patrick	McCoy	Ruiz	Penning	Moreau	Shaheed	Carr	Kamara	Hill
9/22	PHI	Olave	Fuaga	Patrick	McCoy	Ruiz	Penning	Moreau	Shaheed	Carr	Kamara	Prentice
9/29	@ATL	Olave	Fuaga	Patrick	Lemieux	Young	Penning	Moreau	Shaheed	Carr	Kamara	Hill (TE)
10/7	@KC	Olave	Fuaga	Saldiveri	Patrick	Young	Penning	Moreau	Johnson (TE)	Carr	Kamara	Holker (TE)
10/13	TB	Olave	Fuaga	Saldiveri	McGovern	Young	Penning	Moreau	Shaheed	Rattler	Kamara	Johnson (TE)
10/17	DEN	Means	Fuaga	Saldiveri	McGovern	Young	Penning	Moreau	Tipton	Rattler	Kamara	Prentice
10/27	@LAC	Olave	Fuaga	Patrick	McGovern	Ruiz	Penning	Moreau	Johnson (TE)	Rattler	Kamara	Hill (TE)
11/3	@CAR	Olave	Fuaga	Patrick	McGovern	Ruiz	Penning	Moreau	Valdes-Scantling	Carr	Kamara	Hill (TE)

DEFENSE

Date	Opp.	LDE	LDT	RDT	RDE	WLB	MLB	SAM	LCB	RCB	SS	FS
9/8	CAR	Jordan	Bresee	Shepherd	Granderson	Werner	Davis	Gay Jr.	Adebo	Lattimore	Harris	Mathieu
9/15	@DAL	Jordan	Bresee	Shepherd	Granderson	Werner	Davis	Taylor (NICKEL)	Adebo	McKinstry	Harris	Mathieu
9/22	PHI	Jordan	Bresee	Shepherd	Granderson	Werner	Davis	Gay Jr.	Adebo	Lattimore	Harris	Mathieu
9/29	@ATL	Jordan	Bresee	Shepherd	Granderson	Gay Jr.	Werner	Taylor (NICKEL)	Adebo	Lattimore	Harris	Mathieu
10/7	@KC	Jordan	Saunders	Shepherd	Granderson	Oji	Davis	Taylor (NICKEL)	Adebo	Lattimore	Harris	Mathieu
10/13	TB	Jordan	Bresee	Shepherd	Granderson	Gay Jr.	Davis	Taylor (NICKEL)	Adebo	Lattimore	Howden	Mathieu
10/17	DEN	Jordan	Bresee	Shepherd	Granderson	Gay Jr.	Davis	Taylor (NICKEL)	Adebo	Lattimore	Howden	Mathieu
10/27	@LAC	Jordan	Bresee	Shepherd	Granderson	Werner	Davis	Taylor (NICKEL)	McKinstry	Lattimore	Howden	Mathieu
11/3	@CAR	Jordan	Bresee	Shepherd	Granderson	Werner	Davis	Gay Jr.	Taylor	Jean-Charles	Howden	Mathieu

INACTIVES

Date	Opp.	Inactive	Inactive	Inactive	Inactive	Inactive	Inactive	Inactive
9/8	CAR	Perry	Rattler	Saunders	Jackson	Ford	Holker	Ridgeway III
9/15	@DAL	Perry	Rattler	Lattimore	Saunders	Jackson	Ford	Holker
9/22	PHI	Hill	Means	Perry	Rattler	Saunders	Jackson	--
9/29	@ATL	Perry	Rattler	Ruiz	Davis	Holker	Ridgeway III	--
10/7	@KC	Gay Jr.	Hill	Rattler	Werner	Ruiz	Boyd	Turner
10/13	TB	Carr	Hill	Werner	Miller	Ruiz	Patrick	Boyd
10/17	DEN	Carr	Hill	Olave	Werner	Mims	Saunders	Ruiz
10/27	@LAC	Carr	Valdes-Scantling	Wilson Jr.	Ford	Saldiveri	Holker	Boyd
11/3	@CAR	McKinstry	Rattler	Williams	Lattimore	Payton	Ford	Ridgeway III

2024 New Orleans Saints Game-By-Game

SAINTS

Date	Opp.	Pts	First Downs				Offense			Net Rushing			Net Passing					Fumbles			Penalties			Punts			Returns				TD's			PAT	FG	2P	TOT		
			T	R	Pa	Pe	Att	Yards	Avg.	Att	Yards	Avg.	C	A	Yds	TD	Int	Sk	Yds	#	Lst	#	Yds	#	Yds	Avg.	P	Yds	KO	Yds	Int	Yds	Ru	Pa	Ret	M/A	M/A	M/A	
9/8	CAR	47	22	13	7	2	62	379	6.1	37	180	4.9	19	24	199	3	0	1	1	0	0	10	95	2	73	36.5	3	60	2	65	2	2	2	3	0	5/5	4/4	0/0	36:39
9/15	@DAL	44	24	15	8	1	56	432	7.7	39	190	4.9	11	16	242	2	1	1	0	0	5	40	1	49	49.0	0	5	0	2	47	4	2	0	5/6	1/1	0/0	30:31		
9/22	PHI	12	12	5	7	0	55	219	4.0	29	89	3.1	14	25	130	1	1	1	12	0	3	25	4	162	40.5	1	0	0	1	23	0	1	0	1/1	2/2	0/1	27:45		
9/29	@ATL	24	25	12	11	2	70	366	5.2	33	131	4.0	28	36	235	0	1	1	4	1	1	6	60	3	120	40.0	2	17	5	133	1	1	3	0	0	3/3	1/1	0/0	35:42
10/7	@KC	13	14	1	11	2	51	220	4.3	15	46	3.1	18	28	174	2	1	1	8	0	0	5	70	4	199	49.8	1	10	3	85	1	37	0	2	0	1/2	0/0	0/0	20:04
10/13	TB	27	19	3	13	3	66	303	4.6	21	81	3.9	22	40	222	1	2	5	21	3	1	7	70	6	266	44.3	2	56	1	25	3	50	1	1	1	2/2	2/2	0/0	25:58
10/17	DEN	10	15	6	7	2	66	271	4.1	21	97	4.6	28	39	174	1	0	6	36	2	2	5	35	6	267	44.5	1	13	5	121	0	0	0	1	0	1/1	1/1	0/0	26:44
10/27	@LAC	8	15	4	9	2	68	366	5.4	21	117	5.6	22	42	249	0	0	5	32	0	0	7	66	9	437	48.6	4	30	2	63	0	0	0	0	0	0/0	2/3	0/0	28:52
11/3	@CAR	22	25	11	12	2	74	427	5.8	41	197	4.8	18	32	236	1	0	1	6	0	0	10	109	4	169	42.3	1	7	3	59	1	0	1	1	0	2/2	3/3	0/1	34:19
	Totals	207	171	70	85	16	568	2963	5.3	257	1128	4.4	180	282	1861	11	6	22	121	6	4	58	570	39	1742	44.7	15	193	26	551	11	160	11	11	1	20/22	16/17	0/2	266:34

OPPONENTS

Date	Opp.	Pts	First Downs				Offense			Net Rushing			Net Passing					Fumbles			Penalties			Punts			Returns				TD's			PAT	FG	2P	TOT			
			T	R	Pa	Pe	Att	Yards	Avg.	Att	Yards	Avg.	C	A	Yds	TD	Int	Sk	Yds	#	Lst	#	Yds	#	Yds	Avg.	P	Yds	KO	Yds	Int	Yds	Ru	Pa	Ret	M/A	M/A	M/A		
9/8	CAR	10	11	2	7	2	55	193	3.5	20	58	2.9	13	31	135	0	2	4	26	1	1	6	80	5	191	38.2	1	0	9	232	0	0	1	0	0	1/1	1/1	0/0	23:21	
9/15	@DAL	19	20	5	13	2	66	353	5.3	21	68	3.2	28	42	285	1	2	3	14	1	0	4	26	1	53	53.0	1	0	5	121	1	0	0	1	0	1/1	4/4	0/0	29:29	
9/22	PHI	15	20	8	11	1	67	460	6.9	25	172	6.9	29	38	288	0	1	4	23	1	1	7	45	2	43	21.5	1	6	3	77	1	0	2	0	0	0	2/2	0/1	1/1	32:15
9/29	@ATL	26	14	4	9	1	51	315	6.2	15	88	5.9	21	35	227	0	1	1	11	1	0	9	76	3	132	44.0	0	0	2	39	1	47	0	0	0	1	2/2	4/4	0/0	24:18
10/7	@KC	26	28	11	15	2	80	460	5.8	39	139	3.6	28	39	321	0	1	2	10	1	0	6	55	1	56	56.0	4	32	3	69	1	0	2	0	0	2/2	4/5	0/0	39:56	
10/13	TB	51	31	13	15	3	72	594	8.3	35	277	7.9	24	36	325	4	3	1	8	1	0	12	86	3	132	44.0	3	12	6	153	2	0	2	4	0	6/6	1/1	0/1	34:02	
10/17	DEN	33	22	13	8	1	61	369	6.4	35	225	6.4	16	26	164	0	0	0	1	1	7	47	3	129	43.0	2	13	2	60	0	0	2	0	1	3/3	4/4	0/0	33:16		
10/27	@LAC	26	19	6	12	1	64	378	5.9	29	122	4.2	29	32	256	2	0	3	23	2	0	4	34	6	344	57.3	3	28	2	57	0	0	1	2	0	2/3	2/2	0/0	31:08	
11/3	@CAR	23	15	5	8	2	50	246	4.9	23	80	3.5	16	26	171	1	1	1	5	0	0	6	55	5	216	43.2	2	24	3	53	0	0	2	1	0	2/2	1/1	0/1	25:41	
	Totals	229	180	67	98	15	566	3388	6.0	242	1229	5.1	195	305	2172	8	11	19	120	9	3	61	504	29	1296	44.7	17	115	35	861	6	47	12	8	2	21/22	21/23	1/3	278:35	

2024 SUPERLATIVES

NEW ORLEANS SAINTS

Category	High		Low	
POINTS	47	vs. CAR, 9/8/24	8	at LAC, 10/27/24
TOTAL FIRST DOWNS	25	2x, last at CAR, 11/3/24	12	vs. PHI, 9/22/24
RUSHING FIRST DOWNS	15	at DAL, 9/15/24	1	at KC, 10/7/24
PASSING FIRST DOWNS	13	vs. TB, 10/13/24	7	3x, last vs. DEN, 10/17/24
PENALTY FIRST DOWNS	3	vs. TB, 10/13/24	0	vs. PHI, 9/22/24
3RD DOWN CONVERSIONS	7	2x, last at ATL, 9/29/24	2	at LAC, 10/27/24
4TH DOWN CONVERSIONS	3	vs. DEN, 10/17/24	0	4x, last at KC, 10/7/24
TOTAL NET YARDS	432	at DAL, 9/15/24	219	vs. PHI, 9/22/24
TOTAL PLAYS	74	at CAR, 11/3/24	51	at KC, 10/7/24
RUSHING YARDS	197	at CAR, 11/3/24	46	at KC, 10/7/24
RUSHING ATTEMPTS	41	at CAR, 11/3/24	15	at KC, 10/7/24
NET PASSING YARDS	243	at DAL, 9/15/24	130	vs. PHI, 9/22/24
PASS ATTEMPTS	42	at LAC, 10/27/24	16	at DAL, 9/15/24
PASS COMPLETIONS	28	2x, last vs. DEN, 10/17/24	11	at DAL, 9/15/24
INTERCEPTIONS	2	vs. TB, 10/13/24	0	4x, last at CAR, 11/3/24
TIMES SACKED	6	vs. DEN, 10/17/24	1	6x, last at CAR, 11/3/24
PUNTS	9	at LAC, 10/27/24	1	at DAL, 9/15/24
PENALTIES	10	2x, last at CAR, 11/3/24	3	vs. PHI, 9/22/24
PENALTY YARDS	109	at CAR, 11/3/24	25	vs. PHI, 9/22/24
FUMBLES	3	vs. TB, 10/13/24	0	6x, last at CAR, 11/3/24
FUMBLES LOST	2	vs. DEN, 10/17/24	0	6x, last at CAR, 11/3/24
TOUCHDOWNS	6	at DAL, 9/15/24	1	2x, last vs. DEN, 10/17/24
RUSHING TDs	4	at DAL, 9/15/24	0	4x, last at LAC, 10/27/24
PASSING TDs	3	vs. CAR, 9/8/24	0	2x, last at LAC, 10/27/24
RETURN TDs	1	vs. TB, 10/13/24	0	8x, last at CAR, 11/3/24
TIME OF POSSESSION	36:39	vs. CAR, 9/8/24	20:04	at KC, 10/7/24

OPPONENTS

Category	High		Low	
POINTS	51	vs. TB, 10/13/24	10	vs. CAR, 9/8/24
TOTAL FIRST DOWNS	31	vs. TB, 10/13/24	11	vs. CAR, 9/8/24
RUSHING FIRST DOWNS	13	2x, last vs. DEN, 10/17/24	2	vs. CAR, 9/8/24
PASSING FIRST DOWNS	15	2x, last vs. TB, 10/13/24	7	vs. CAR, 9/8/24
PENALTY FIRST DOWNS	3	vs. TB, 10/13/24	1	4x, last at LAC, 10/27/24
3RD DOWN CONVERSIONS	6	4x, last vs. TB, 10/13/24	1	vs. CAR, 9/8/24
4TH DOWN CONVERSIONS	1	4x, last at KC, 10/7/24	0	5x, last at CAR, 11/3/24
TOTAL NET YARDS	594	vs. TB, 10/13/24	193	vs. CAR, 9/8/24
TOTAL PLAYS	80	at KC, 10/7/24	50	at CAR, 11/3/24
RUSHING YARDS	277	vs. TB, 10/13/24	58	vs. CAR, 9/8/24
RUSHING ATTEMPTS	39	at KC, 10/7/24	15	at ATL, 9/29/24
NET PASSING YARDS	321	at KC, 10/7/24	135	vs. CAR, 9/8/24
PASS ATTEMPTS	42	at DAL, 9/15/24	26	2x, last at CAR, 11/3/24
PASS COMPLETIONS	29	vs. PHI, 9/22/24	13	vs. CAR, 9/8/24
INTERCEPTIONS	3	vs. TB, 10/13/24	0	2x, last at LAC, 10/27/24
TIMES SACKED	6	vs. DEN, 10/17/24	1	3x, last at CAR, 11/3/24
PUNTS	6	at LAC, 10/27/24	1	2x, last at KC, 10/7/24
PENALTIES	12	vs. TB, 10/13/24	4	2x, last at LAC, 10/27/24
PENALTY YARDS	86	vs. TB, 10/13/24	26	at DAL, 9/15/24
FUMBLES	2	at LAC, 10/27/24	0	at CAR, 11/3/24
FUMBLES LOST	1	3x, last vs. DEN, 10/17/24	0	6x, last at CAR, 11/3/24
TOUCHDOWNS	7	vs. TB, 10/13/24	1	2x, last at DAL, 9/15/24
RUSHING TDs	2	5x, last at CAR, 11/3/24	0	2x, last at ATL, 9/29/24
PASSING TDs	4	vs. TB, 10/13/24	0	5x, last vs. DEN, 10/17/24
RETURN TDs	1	2x, last vs. DEN, 10/17/24	0	7x, last at CAR, 11/3/24
TIME OF POSSESSION	39:56	at KC, 10/7/24	23:21	vs. CAR, 9/8/24

2024 NEW ORLEANS SAINTS & OPPONENT INDIVIDUAL GAME SUPERLATIVES						
CATEGORY	SAINTS			OPPONENTS		
PASS ATTEMPTS	40	Spencer Rattler	vs TB, 10/13/24	39	D. Prescott/P. Mahomes	2x, Last at KC, 10/27/24
PASS COMPLETIONS	28	Derek Carr	at ATL, 9/29/24	29	Jalen Hurts	vs PHI, 9/22/24
GROSS PASSING YARDS	243	Derek Carr	at DAL, 9/15/24	331	Patrick Mahomes	at KC, 10/7/24
COMPLETION PERCENTAGE	82.6%	Derek Carr	vs CAR, 9/8/24	76.3%	Jalen Hurts	vs PHI, 9/22/24
TOUCHDOWN PASSES	3	Derek Carr	vs CAR, 9/8/24	4	Baker Mayfield	vs TB, 10/13/24
PASSES HAD INTERCEPTED	2	Spencer Rattler	vs TB, 10/13/24	3	Baker Mayfield	vs TB, 10/13/24
RUSHING ATTEMPTS	29	Alvin Kamara	at CAR, 11/3/24	27	Kareem Hunt	at KC, 10/7/24
YARDS RUSHING	155	Alvin Kamara	at CAR, 11/3/24	147	Saquon Barkley	vs PHI, 9/22/24
RUSHING TOUCHDOWNS	3	Alvin Kamara	at DAL, 9/15/24	2	S. Barkley/J. Williams/C. Hubbard	3x, Last at CAR, 11/3/24
LONGEST RUN FROM SCRIMMAGE	24	Alvin Kamara	at LAC, 10/27/24	65	Saquon Barkley	vs PHI, 9/22/24
RECEPTIONS	8	C. Olave (2x)/ R. Shaheed	3x, Last at LAC, 10/27/24	11	Chris Godwin	vs TB, 10/13/24
RECEIVING YARDS	107	Chris Olave	at LAC, 10/27/24	170	Dallas Goedert	vs PHI, 9/22/24
RECEIVING TOUCHDOWNS	1	R. Shaheed (3x)/F. Moreau (3x)/J. Johnson/A. Kamara/C. Olave/B. Means/C. Wilson	7x, Last at CAR, 11/3/24	2	C. Godwin/L. McConkey	2x, Last at LAC, 10/27/24
LONGEST PASS RECEPTION	70	Rashid Shaheed	at DAL, 9/15/24	65	Cedee Lamb	at DAL, 9/15/24
TOTAL YARDS FROM SCRIMMAGE	215	Alvin Kamara	at CAR, 11/3/24	170	Dallas Goedert	vs PHI, 9/22/24
FIELD GOALS	4	Blake Grube	vs CAR, 9/8/24	4	B. Aubrey/Y. Koo/H. Bulker	2x, Last at ATL, 9/29/24
LONGEST FIELD GOAL ATTEMPT	57	Blake Grube	vs CAR, 9/8/24	60	Jake Elliott	vs PHI, 9/22/24
LONGEST FIELD GOAL MADE	57	Blake Grube	vs CAR, 9/8/24	58	Younghoe Koo	at ATL, 9/29/24
PUNTS	9	Matthew Hayball	at LAC, 10/27/24	6	JK Scott	at LAC, 10/27/24
LONGEST PUNT	59	Matthew Hayball	at LAC, 10/27/24	67	JK Scott	at LAC, 10/27/24
LONGEST PUNT RETURN	54	Rashid Shaheed	vs TB, 10/13/24	14	R. Blackshear	at CAR, 11/3/24
LONGEST KICKOFF RETURN	41	Kendre Miller	at LAC, 10/27/24	35	KiVontae Turpin	at DAL, 9/15/24
TACKLES	12	Paulson Adebbo	at ATL, 9/29/24	16	Troy Andersen	at ATL, 9/29/24
INTERCEPTIONS	1	W. Harris/J. Howden/T. Mathieu (2x)/P. Adebbo (3x)/ K. Saunders/ J. Abram/ C. Jordan/ S. Jean Charles	7x, Last at CAR, 11/3/24	1	D. Wilson/R. Blankenship/T. Andersen/B. Cook/T. Smith	5x, Last vs TB, 10/13/24
LONGEST INTERCEPTION RETURN	47	Paulson Adebbo	vs CAR, 9/8/24	47	Troy Andersen	at ATL, 9/29/24
LONGEST FUMBLE RETURN	4	Willie Gay Jr.	vs PHI, 9/22/24	58	Antoine Winfield Jr.	vs TB, 10/13/24

2024 BIG GAMES						
SAINTS						
300-Yard Passers		100-Yard Rushers		100-Yard Receivers		
		Alvin Kamara (115)	at DAL, 9/15/24	Chris Olave (107)	at LAC, 10/27/24	
		Alvin Kamara (155)	at CAR, 11/3/24			

OPPONENTS						
300-Yard Passers		100-Yard Rushers		100-Yard Receivers		
Jalen Hurts (311)	vs PHI	Saquon Barkley (147)	vs PHI, 9/22/24	Dallas Goedert (170)	vs PHI, 9/22/24	
Patrick Mahomes (331)	at KC	Kareem Hunt (102)	at KC, 10/7/24	JuJu Smith-Schuster (130)	at KC, 10/7/24	
Baker Mayfield (325)	vs TB	Sean Tucker (139)	vs TB, 10/13/24	Chris Godwin (125)	vs TB, 10/13/24	
				Ladd McConkey (111)	at LAC, 10/27/24	

2024 NEW ORLEANS SAINTS SUPPLEMENTAL STATISTICS

DRIVE ENGINEERING

SAINTS

Date	Opp.	Drives	TD	FG	Miss FG	Punt	Bk Punt	Fumble	INT	Downs	Safety	Half	Game	Off.Pts.	Score Pct.
9/8	CAR	11	5	4	0	2	0	0	0	0	0	0	0	47	81.8%
9/15	@DAL	10	6	1	0	1	0	0	1	0	0	0	1	44	70.0%
9/22	PHI	10	1	2	0	4	0	0	1	1	0	1	0	12	30.0%
9/29	@ATL	10	3	1	0	3	0	0	1	1	0	0	1	24	40.0%
10/7	@KC	10	2	0	0	4	0	0	1	2	0	1	0	13	20.0%
10/13	TB	14	2	2	0	6	0	1	2	0	0	0	1	20	28.6%
10/17	DEN	12	1	1	0	6	0	2	0	1	0	1	0	10	16.7%
10/27	@LAC	13	0	2	1	9	0	0	0	0	0	0	1	6	15.4%
11/3	@CAR	11	2	3	0	4	0	0	0	1	0	1	0	22	45.5%
Totals		101	22	16	1	39	0	3	6	6	0	4	4	198	37.6%

OPPONENTS

Date	Opp.	Drives	TD	FG	Miss FG	Punt	Bk Punt	Fumble	INT	Downs	Safety	Half	Game	Off.Pts.	Score Pct.
9/8	CAR	13	1	1	0	5	0	1	2	2	0	0	1	10	15.4%
9/15	@DAL	10	1	4	0	1	0	0	2	2	0	0	0	19	50.0%
9/22	PHI	10	2	0	1	1	1	1	1	2	0	0	1	15	20.0%
9/29	@ATL	9	0	4	0	3	0	0	1	0	0	1	0	12	44.4%
10/7	@KC	10	2	4	1	1	0	0	1	0	0	0	1	26	60.0%
10/13	TB	14	6	1	0	3	0	0	3	0	0	1	0	44	50.0%
10/17	DEN	11	2	4	0	3	0	1	0	0	0	0	1	26	54.5%
10/27	@LAC	13	3	2	0	6	0	0	0	0	1	1	0	26	38.5%
11/3	@CAR	11	3	1	0	5	0	0	1	0	0	0	1	23	36.4%
Totals		101	20	21	2	28	1	3	11	6	1	3	5	201	40.6%

INSIDE THE RED ZONE

SAINTS

Date	Opp.	No.	TD	FG	MFG	INT	Fumble	Downs	Punt	Half	End Reg	Game	TD%	Score Pct.	Points
9/8	CAR	4	4	0	0	0	0	0	0	0	0	0	100%	100%	28
9/15	@DAL	5	4	1	0	0	0	0	0	0	0	0	80.0%	100%	31
9/22	PHI	3	1	1	0	0	0	1	0	0	0	0	33.3%	66.7%	9
9/29	@ATL	4	3	0	0	0	0	1	0	0	0	0	75.0%	75.0%	21
10/7	@KC	1	1	0	0	0	0	0	0	0	0	0	100%	100%	7
10/13	TB	4	2	1	0	0	0	0	0	0	1	0	50%	50.0%	17
10/17	DEN	2	1	1	0	0	0	0	0	0	0	0	50%	100%	10
10/27	@LAC	1	0	0	0	0	0	0	0	0	0	1	0%	0%	0
11/3	@CAR	4	2	2	0	0	0	0	0	0	0	0	50%	100%	19
Totals		28	18	6	0	0	0	2	0	0	1	1	64.3%	85.7%	142

OPPONENTS

Date	Opp.	No.	TD	FG	MFG	INT	Fumble	Downs	Punt	Half	End Reg	Game	TD%	Score Pct.	Points
9/8	CAR	2	1	0	0	0	0	1	0	0	0	0	50.0%	50.0%	7
9/15	@DAL	3	0	2	0	0	0	1	0	0	0	0	0.0%	66.7%	6
9/22	PHI	3	1	0	0	1	0	1	0	0	0	0	33.3%	33.3%	8
9/29	@ATL	1	0	1	0	0	0	0	0	0	0	0	0.0%	100%	3
10/7	@KC	7	2	4	0	1	0	0	0	0	0	0	29%	86.0%	26
10/13	TB	5	4	1	0	0	0	0	0	0	0	0	80%	100%	30
10/17	DEN	3	2	1	0	0	0	0	0	0	0	0	67%	100%	17
10/27	@LAC	3	2	1	0	0	0	0	0	0	0	0	66.70%	100%	16
11/3	@CAR	3	3	0	0	0	0	0	0	0	0	0	100%	100%	20
Totals		30	15	10	0	2	0	3	0	0	0	0	50.0%	83.3%	133

2024 NEW ORLEANS SAINTS SCORING PLAYS

SAINTS SCORING PLAYS										
Opp	Qtr	Time	Play	Plays	Yards	Time	Saints	Opp.		
vs CAR	1	12:08	R. Shaheed 59 yd. pass from D. Carr	5	76	2:52	7	0		
vs CAR	1	10:04	B. Grupe 57 yd. Field Goal	4	1	1:50	10	0		
vs CAR	1	1:23	F. Moreau 3 yd. pass from D. Carr	11	79	5:38	17	0		
vs CAR	2	7:03	B. Grupe 44 yd. Field Goal	9	48	5:07	29	0		
vs CAR	2	2:08	B. Grupe 52 yd. Field Goal	7	9	3:57	23	0		
vs CAR	2	1:18	J. Johnson 16 yd. pass from D. Carr	1	16	0:06	30	0		
vs CAR	3	8:27	A. Kamara 1 yd. run	9	57	5:26	37	3		
vs CAR	4	13:08	B. Grupe 39 yd. Field Goal	12	43	8:47	40	10		
vs CAR	4	10:38	J. Williams 14 yd. run	2	37	0:43	47	10		
at DAL	1	10:50	A. Kamara 5 yd. run	7	80	4:10	7	0		
at DAL	1	4:05	R. Shaheed 70 yd. pass from D. Carr	1	70	0:09	14	3		
at DAL	2	9:30	A. Kamara 57 yd. pass from D. Carr	4	70	2:09	21	6		
at DAL	2	2:48	A. Kamara 12 yd. run	11	70	4:55	28	13		
at DAL	2	0:39	D. Carr 1 yd. run	3	20	0:23	35	13		
at DAL	3	1:09	A. Kamara 7 yd. run (PAT blocked)	13	70	7:56	41	19		
at DAL	4	5:11	B. Grupe 26 yd. Field Goal	4	5	2:38	44	19		
vs PHI	1	6:51	B. Grupe 34 yd. Field Goal	15	54	8:09	3	0		
vs PHI	4	9:49	B. Grupe 39 yd. Field Goal	8	50	3:28	6	7		
vs PHI	4	2:03	C. Olave 13 yd. pass from D. Carr (pass failed)	9	50	4:38	12	7		
at ATL	1	8:39	T. Hill 2 yd. run	9	70	4:34	7	7		
at ATL	2	13:42	T. Hill 5 yd. run	11	53	6:01	14	7		
at ATL	3	1:03	B. Grupe 43 yd. Field Goal	10	50	5:43	17	20		
at ATL	4	1:00	A. Kamara 1 yd. run	9	42	2:28	24	23		
at KC	2	8:36	R. Shaheed 43 yd. pass from D. Carr	7	74	4:03	7	10		
at KC	4	14:16	F. Moreau 6 yd. pass from D. Carr (kick failed)	8	65	2:27	13	16		
vs TB	2	13:43	B. Grupe 42 yd. Field Goal	11	56	5:18	3	17		
vs TB	2	13:04	R. Shaheed 54 yd. punt return					10		
vs TB	2	9:00	B. Grupe 29 yd. Field Goal	6	17	3:24	13	17		
vs TB	2	8:37	B. Means 10 yd. pass from S. Rattler	1	10	0:04	20	17		
vs TB	2	2:47	A. Kamara 4 yd. run	7	70	2:52	27	24		
vs DEN	2	1:57	B. Grupe 35 yd. Field Goal	11	62	5:33	3	13		
vs DEN	4	1:22	C. Wilson 12 yd. pass from J. Haener	11	79	2:44	10	33		
at LAC	1	10:20	J. Scott fumble forced by T. Hill out of bounds in end zone for safety					2		
at LAC	2	0:05	B. Grupe 40 yd. Field Goal	9	48	1:32	5	9		
at LAC	3	1:05	B. Grupe 43 yd. Field Goal	8	45	3:45	8	16		
at CAR	1	10:51	B. Grupe 29 yd. Field Goal	10	67	4:09	3	0		
at CAR	1	3:08	B. Grupe 33 yd. Field Goal	11	72	5:07	6	0		
at CAR	2	4:13	T. Hill 7 yd. run	9	78	5:46	13	7		
at CAR	3	4:15	B. Grupe 51 yd. Field Goal	12	37	5:40	16	17		
at CAR	4	11:55	F. Moreau 17 yd. pass from D. Carr (pass failed)	11	70	5:40	22	17		
Scoring Totals: 23 TDs (11 pass, 11 rush, 1 return, 0 safeties), 14 FGs - 199 pts										

OPPONENT SCORING PLAYS										
Opp	Qtr	Time	Play	Plays	Yards	Time	Saints	Opp.		
vs CAR	2	0:00	E. Pineiro 43 yd. Field Goal	8	45	1:18	30	3		
vs CAR	3	4:55	B. Young 3 yd. run	8	75	3:32	37	10		
at DAL	1	4:14	B. Aubrey 52 yd. Field Goal	13	45	6:36	7	3		
at DAL	2	11:39	B. Aubrey 38 yd. Field Goal	14	41	7:26	14	6		
at DAL	2	7:43	C. Lamb 65 yd. Pass from D. Prescott	4	78	1:47	21	13		
at DAL	2	0:00	B. Aubrey 48 yd. Field Goal	7	40	0:39	35	16		
at DAL	3	9:05	B. Aubrey 40 yd. Field Goal	10	51	5:55	35	19		
vs PHI	4	13:17	S. Barkley 65 yd. run	4	62	1:41	3	7		
vs PHI	4	1:01	S. Barkley 4 yd. run (S. Barkley run)	5	69	1:02	12	15		
at ATL	1	11:13	K. Hodge fumble recovery in the end zone					0		
at ATL	2	9:57	Y. Koo 53 yd. Field Goal	7	42	3:45	14	10		
at ATL	2	7:54	T. Anderson 47 yd. interception return					14		
at ATL	3	6:46	Y. Koo 44 yd. Field Goal	10	64	3:59	14	20		
at ATL	4	10:09	Y. Koo 42 yd. Field Goal	10	57	5:54	23	17		
at ATL	4	0:02	Y. Koo 58 yd. Field Goal	5	30	0:58	24	26		
at KC	1	6:34	K. Hunt 5 yd. run	10	78	5:25	0	7		
at KC	2	12:39	H. Butler 28 yd. Field Goal	10	52	4:47	0	10		
at KC	2	1:32	H. Butler 34 yd. Field Goal	15	64	7:04	7	13		
at KC	2	0:08	H. Butler 29 yd. Field Goal	9	55	0:52	7	16		
at KC	4	11:56	X. Worthy 3 yd. run	5	68	2:20	13	23		
at KC	4	3:03	H. Butler 38 yd. Field Goal	11	38	6:29	13	26		
vs TB	1	10:05	C. Godwin 4 yd. pass from B. Mayfield	8	74	4:55	0	7		
vs TB	1	8:42	A. Winfield 58 yd. fumble return					0		14
vs TB	1	4:01	C. McLaughlin 26 yd. Field Goal	8	71	3:56	0	17		
vs TB	2	5:39	S. Tucker 36 yd. pass from B. Mayfield	6	76	2:58	20	24		
vs TB	3	4:25	C. Godwin 55 yd. pass from B. Mayfield	7	92	4:13	27	31		
vs TB	4	12:34	C. Otton 8 yd. pass from B. Mayfield (pass failed)	5	58	2:21	27	37		
vs TB	4	5:33	B. Irving 1 yd. run	10	71	6:03	27	44		
vs TB	4	1:55	S. Tucker 5 yd. run	6	64	2:24	27	51		
vs DEN	1	5:28	W. Lutz 46 yd. Field Goal	9	52	5:04	0	3		
vs DEN	2	13:24	W. Lutz 32 yd. Field Goal	10	42	5:15	0	6		
vs DEN	2	7:30	J. Williams 8 yd. run	8	86	4:44	0	13		
vs DEN	2	0:16	W. Lutz 52 yd. Field Goal	10	38	1:41	3	16		
vs DEN	3	10:24	W. Lutz 38 yd. Field Goal	7	46	3:45	3	19		
vs DEN	3	5:53	J. Williams 5 yd. run	5	69	3:00	3	26		
vs DEN	4	4:06	C. Barton 52 yd. fumble return					3		33
at LAC	2	14:55	C. Dicker 46 yd. Field Goal	6	56	2:43	2	3		
at LAC	2	1:37	J. Dobbins 1 yd. run (kick failed)	15	90	8:07	2	9		
at LAC	3	8:48	L. McConkey 60 yd. pass from J. Herbert	2	61	0:48	5	16		
at LAC	4	11:55	C. Dicker 29 yd. Field Goal	7	55	4:10	8	19		
at LAC	4	3:22	L. McConkey 9 yd. pass from J. Herbert	9	66	3:23	8	26		
at CAR	2	9:59	X. Legette 3 yd. pass from B. Young	8	40	4:50	6	7		
at CAR	2	0:38	E. Pineiro 48 yd. Field Goal	4	-2	0:39	13	10		
at CAR	3	9:55	C. Hubbard 1 yd. run	9	86	5:05	13	17		
at CAR	4	2:18	C. Hubbard 16 yd. run (pass failed)	4	64	1:08	22	23		
Scoring Totals: 21 TDs (6 pass, 11 rush, 4 returns, 0 safeties), 19 FGs - 203 pts										

GOAL-TO-GO SITUATIONS															
SAINTS															
Date	Opp.	No.	TD	FG	MFG	INT	Fumble	Downs	Punt	Half	End Reg	Game	TD%	Score Pct.	Points
9/8	CAR	2	2	0	0	0	0	0	0	0	0	0	100.0%	100.0%	14
9/15	@DAL	3	3	0	0	0	0	0	0	0	0	0	100.0%	100.0%	20
9/22	PHI	0	0	0	0	0	0	0	0	0	0	0	0.0%	0.0%	0
9/29	@ATL	4	3	0	0	0	0	1	0	0	0	0	75.0%	75.0%	21
10/7	@KC	1	1	0	0	0	0	0	0	0	0	0	100.0%	100.0%	7
10/13	TB	2	2	0	0	0	0	0	0	0	0	0	100.0%	100.0%	14
10/17	DEN	0	0	0	0	0	0	0	0	0	0	0	0.0%	0.0%	0
10/27	@LAC	1	0	0	0	0	0	0	0	0	1	0	0.0%	0.0%	0
11/3	@CAR	1	1	0	0	0	0	0	0	0	0	0	100.0%	100.0%	7
Totals		14	12	0	0	0	0	1	0	0	0	1	85.7%	85.7%	83

OPPONENTS															
Date	Opp.	No.	TD	FG	MFG	INT	Fumble	Downs	Punt	Half	End Reg	Game	TD%	Score Pct.	Points
9/8	CAR	1	1	0	0	0	0	0	0	0	0	0	100.0%	100.0%	7
9/15	@DAL	0	0	0	0	0	0	0	0	0	0	0	0.0%	0.0%	0
9/22	PHI	1	1	0	0	0	0	0	0	0	0	0	100.0%	100.0%	8
9/29	@ATL	0	0	0	0	0	0	0	0	0	0	0	0.0%	0.0%	0
10/7	@KC	3	2	0	0	1	0	0	0	0	0	0	66.7%	66.7%	14
10/13	TB	3	3	0	0	0	0	0	0	0	0	0	100.0%	100.0%	21
10/17	DEN	2	2	0	0	0	0	0	0	0	0	0	100.0%	100.0%	14
10/27	@LAC	1	1	0	0	0	0	0	0	0	0	0	100.0%	100.0%	6
11/3	@CAR	2	2	0	0	0	0	0	0	0	0	0	100.0%	100%	13
Totals		13	12	0	0	1	0	0	0	0	0	0	92.3%	92.3%	83

TAKEAWAYS				GIVEAWAYS					
Date	Opp.	INT	Fum	Total	INT	Fum	Total	+/-	Rec
9/8	CAR	2	1	3	0	1	1	2	(1-0)
9/15	@DAL	2	0	2	1	0	0	1	(2-0)
9/22	PHI	1	1	2	1	0	1	1	(2-1)
9/29	@ATL	1	0	1	1	1	2	-1	(2-2)
10/7	@KC	1	0	1	1	0	1	0	(2-3)
10/13	TB	3	0	3	2	1	3	0	(2-4)
10/17	DEN	0	1	1	0	2	2	-1	(2-5)
10/27	@LAC	0	0	0	0	0	0	0	(2-6)
11/3	@CAR	1	0	1	0	0	0	1	(2-7)
11/10	ATL								
11/17	CLE								
12/1	LAR								
12/8	@NYG								
12/15	WAS								
12/23	@GB								
12/29	LV								
1/5	@TB								
Totals		11	3	14	6	5	11	3	(2-3)

3rd DOWN CONVERSIONS			
SAINTS			
3rd &	Made	Att.	Percent
1	12	15	80.0%
2	8	12	66.7%
3	4	10	40.0%
4	4	9	44.4%
5	3	9	33.3%
6	6	8	75.0%
7	4	12	33.3%
8	1	7	14.3%
9	2	6	33.3%
10+	1	30	3.3%
Totals	45	118	38.1%

OPPONENTS			
3rd &	Made	Att.	Percent
1	5	6	83.3%
2	3	6	50.0%
3	2	5	40.0%
4	4	8	50.0%
5	4	9	44.4%
6	3	14	21.4%
7	6	11	54.5%
8	4	9	44.4%
9	2	4	50.0%
10+	7	32	21.9%
Totals	40	104	38.5%

BLOCKS				
SAINTS	FGs	PATs	Punts	Total
SAINTS	0	0	1	1
OPP.	0	1	0	1

4th DOWN CONVERSIONS			
Made	Att.	Pct.	
SAINTS	7	14	50.0%
OPP.	5	11	45.5%

SCORING BY QUARTERS															
SAINTS					OPPONENTS										
Date	Opp.	1st	2nd	3rd	4th	OT	Total	Date	Opp.	1st	2nd	3rd	4th	OT	Total
9/8	CAR	17	13	7	10	--	47	9/8	CAR	0	3	7	0	--	10
9/15	@DAL	14	21	6	3	--	44	9/15	@DAL	3	13	3	0	--	19
9/22	PHI	3	0	0	9	--	12	9/22	PHI	0	0	0	15	--	15
9/29	@ATL	7	7	3	7	--	24	9/29	@ATL	7	10	3	6	--	26
10/7	@KC	0	7	0	6	--	13	10/7	@KC	7	9	0	10	--	26
10/13	TB	0	27	0	0	--	27	10/13	TB	17	7	7	20	--	51
10/17	DEN	0	3	0	7	--	10	10/17	DEN	3	13	10	7	--	33
10/27	@LAC	2	3	3	0	--	8	10/27	@LAC	0	9	7	10	--	26
11/3	@CAR	6	7	3	6	--	22	11/3	@CAR	0	10	7	6	--	23
Totals		49	88	22	48	0	207	Totals		37	74	44	74	0	229

2024 NEW ORLEANS SAINTS TURNOVER TABLE

OPPONENT GIVEAWAYS

Opp	Qtr	Turnover	Spot*	Result
vs CAR	1	B. Young intercepted by W. Harris	CAR 47	Field Goal
vs CAR	2	J. Mingo fumble (T. Mathieu), recovered by T. Mathieu	CAR 43	Field Goal
vs CAR	3	B. Young intercepted by J. Howden	NO 48	Touchdown
at DAL	2	D. Prescott intercepted by P. Adebo	NO 33	Touchdown
at DAL	4	D. Prescott intercepted by T. Mathieu	NO 30	Punt
vs PHI	2	J. Hurts intercepted by T. Mathieu	NO -4	Punt
vs PHI	2	J. Hurts fumble (C. Granderson), recovered by W. Gay Jr.	NO 43	Punt
at ATL	1	K. Cousins intercepted by P. Adebo	NO 46	Touchdown
at KC	3	P. Mahomes intercepted by K. Saunders	NO -2	Touchdown
vs TB	2	B. Mayfield intercepted by P. Adebo	TB 33	Field Goal
vs TB	2	B. Mayfield intercepted by J. Abram	TB 40	Touchdown
vs TB	2	B. Mayfield intercepted by C. Jordan	NO 40	Punt
vs DEN	4	A Esteime fumble (W. Gay Jr.), recovered by W. Gay Jr.	DEN 47	Fumble
at CAR	4	B. Young intercepted by S. Jean-Charles	NO 26	Punt

Saints Takeaway Totals: 14 Takeaways (11 interceptions, 3 fumbles), 44 points (5 TDs, 3 FGs)

SAINTS GIVEAWAYS

Opp	Qtr	Turnover	Spot*	Result
vs. CAR	4	C. Wilson fumble recovered by F. Franks	NO 45	End of Game
at DAL	4	D. Carr intercepted by Do. Wilson	NO 47	INT
vs PHI	4	D. Carr intercepted by R. Blankenship	PHI 41	End of Game
at ATL	1	K. Hodge fumble recovery in the end zone	NO 0	Touchdown
at ATL	2	T. Andersen 47 yd. interception return	NO 47	Touchdown
at KC	1	D. Carr intercepted by B. Cook	KC 22	Touchdown
vs TB	1	A Winfield 58 yd. fumble return	TB 42	Touchdown
vs TB	4	S. Rattler intercepted by Z. McCollum	TB 42	Touchdown
vs TB	4	S. Rattler intercepted by T. Smith	TB 36	Touchdown
vs DEN	1	S. Rattler fumble (C. Barton), recovered by K. Alexander	DEN 45	Field Goal
vs DEN	4	C. Barton 52 yd. fumble return	DEN 48	Touchdown

Opponent Takeaway Totals: 11 Takeaways (6 interceptions, 5 fumbles), 52 points (7 TDs, 1 FGs)

*Spot where the turnover was made



2024 MINI BIOS & STATS

24 Johnathan Abram

Pos.: S Ht.: 6-0 Wt.: 205 Exp.: 6 College: Mississippi State



Regular Season Career GP/GS: (55/39); 2024: (3/0)

2024 REVIEW: at Kansas City (10/7): Gameday elevation from the practice squad. Rotated in at SS and played on special teams in his season debut, finishing with seven tackles (six solo) and two coverage stops. **vs. Tampa Bay (10/13):** Gameday elevation from the practice squad. Rotated in at SS and played on special teams, finishing with seven tackles (three solo), a career-high two pass breakups, and an interception returned for a career-long 30 yard return. Abram's interception was his first of the 2024 season (second as a Saint) and set up Spencer Rattler's first career touchdown pass. **vs. Denver (10/17):** Gameday elevation from the practice squad. Rotated in at SS and played on special teams, finishing with two tackles (one solo) and one coverage stop. Practice squad contract terminated (10/22).

ADDITIONAL STATS: Special Teams Tackles — (2020, 7), (2021, 2), (2022, 2), (2023, 2), (2024, 3); **Total: 16.**

CAREER HIGHS: Tackles — 13, at Carolina (9/13/20); **Solo Tackles** — 9 (2x), last vs. L.A. Chargers (9/11/22); **Tackles for Loss** — 2, at Cleveland (12/20/21); **Forced Fumbles** — 1, at Tampa Bay (12/31/23); **Fumble Recoveries** — 1 (2x), last vs. Philadelphia (10/24/21); **Special Teams Tackles** — 3, at L.A. Chargers (11/8/20); **Passes Defensed** — 2, vs. Tampa Bay (10/13/24); **Interceptions** — 1 (5x), last vs. Tampa Bay (10/13/24).

24 S Johnathan Abram												
Date	Opp.	GP	ST	Solo	Ast	Total	Sack/Yds	INT/Yds	PD	FF	FR	
10/7	@KC	X		6	1	7	0.0 0.0	0 0	0	0	0	
10/13	TB	X		3	4	7	0.0 0.0	1 30	2	0	0	
10/17	DEN	X		1	1	2	0.0 0.0	0 0	0	0	0	
2024 Season		3	0	10	6	16	0.0 0.0	1 30	2	0	0	
Saints Career		12	3	24	16	40	0.0 0.0	2 30	3	1	0	
Career Totals		55	39	186	110	296	0.0 0.0	5 65	17	1	2	

29 Paulson Adebo

Pos.: CB Ht.: 6-1 Wt.: 192 Exp.: 4 College: Stanford



Regular Season Career GP/GS: (52/51); 2024: (7/7)

2024 REVIEW: vs. Carolina (9/8): Started at LCB, recording five tackles (four solo) with one pass breakup. **at Dallas (9/15):** Started at LCB, finished with five tackles (four solo), two pass breakups, and an interception returned for 47 yards, setting a new career-long. Adebo's first interception of the year set up a Derek Carr rushing touchdown in the second quarter to give the Saints momentum going into halftime. **vs. Philadelphia (9/22):** Started at LCB, recording a team-high ten solo tackles, including one stop for a loss, and a pass breakup. Adebo tied a career-high in total tackles and had the most solo stops of his career on Sunday. **at Atlanta (9/29):** Started at LCB and finished with a career-best and team-leading 12 tackles (ten solo) with three pass breakups and an interception, his second of the season. Adebo's three pass breakups on Sunday also tied a career-high. **at Kansas City (10/7):** Started at LCB and finished with four solo tackles, one QB hit and one pass breakup. **vs. Tampa Bay (10/13):** Made his 50th career NFL start at LCB and tied for the team-high with ten tackles (eight solo), two pass breakups and an interception. Adebo's interception was his third of the season and the tenth of his career. **vs. Denver (10/17):** Started at LCB and finished with six tackles (three solo). Suffered a season-ending leg injury (broken femur) in the second quarter. Placed on Injured Reserve, (10/22).

ADDITIONAL STATS: Special Teams Tackles — (2021, 3); **Total: 3.**

CAREER HIGHS: Tackles — 12, at Atlanta (9/29/24); **Solo Tackles** — 10 (2x), at Atlanta (9/29/24) and vs. Philadelphia (9/22/24); **Special Teams Tackles** — 1 (3x), last vs. Miami (12/27/21); **Passes Defensed** — 3 (3x), last at Atlanta (9/29/24); **Interceptions** — 2, vs. Chicago (11/5/23); **Forced Fumbles** — 1 (2x), vs. Chicago (11/5/23) and vs. Jacksonville (10/19/23); **Fumble Recoveries** — 1 (2x), vs. Chicago (11/5/23) and at Carolina (9/18/23).



2024 MINI BIOS & STATS

29 CB Paulson Adebo													
Date	Opp.	GP	ST	Solo	Ast	Total	Sack/Yds	INT/Yds	PD	FF	FR		
9/8	CAR	X	X	4	1	5	0.0	0.0	0	0	1	0	0
9/15	@DAL	X	X	4	1	5	0.0	0.0	1	47	2	0	0
9/22	PHI	X	X	10	0	10	0.0	0.0	0	0	1	0	0
9/29	@ATL	X	X	10	2	12	0.0	0.0	1	1	3	0	0
10/7	@KC	X	X	4	0	4	0.0	0.0	0	0	1	0	0
10/13	TB	X	X	8	2	10	0.0	0.0	1	20	2	0	0
10/17	DEN	X	X	3	3	6	0.0	0.0	0	0	0	0	0
10/27	@LAC	Reserve/Injured											
11/3	@CAR	Reserve/Injured											
2024 Season		7	7	43	9	52	0.0	0.0	3	68	10	0	0
Career Totals		52	51	208	43	251	0.0	0.0	10	150	43	2	2

0 Ugo Amadi

Pos.: S Ht.: 5-9 Wt.: 205 Exp.: 6 College: Oregon



Regular Season Career GP/GS: (70/12); 2024: (3/0)

2024 REVIEW: at Dallas (9/15): Gameday elevation from the practice squad. Rotated in at SS and played on special teams, finishing with two solo tackles, one pass breakup, and one coverage tackle in his season debut. Signed to the active roster, (10/26). at L.A. Chargers (10/27): Rotated in at SS and played on special teams, recording three solo tackles and a sack, the first of his NFL career. at Carolina (11/3): Rotated in at NCB and played on special teams, finishing with two solo tackles.

ADDITIONAL STATS: Special Teams Tackles — (2019, 10), (2020, 5), (2021, 3), (2022, 1), (2023, 2), (2024, 1); Total: 22; Special Teams Fumble Recoveries — (2019, 1); Total: 1.

CAREER HIGHS: Tackles — 9, vs. Jacksonville (10/31/21); Solo Tackles — 8 (2x), last vs. Jacksonville (10/31/21); Special Teams Tackles — 2, vs. Arizona (12/22/19); Passes Defensed — 2 (4x), last at Houston (12/21/21); Interceptions — 1, vs. Detroit (1/2/22); Sacks — 1, at L.A. Chargers (10/27/24); Forced Fumbles — 1 (2x), last vs. New Orleans (10/25/21).

0 S Ugo Amadi													
Date	Opp.	GP	ST	Solo	Ast	Total	Sack/Yds	INT/Yds	PD	FF	FR		
9/15	@DAL	X		2	0	2	0.0	0.0	0	0	1	0	0
10/27	@LAC	X		3	0	3	1.0	8.0	0	0	0	0	0
11/3	@CAR	X		2	0	2	0.0	0.0	0	0	0	0	0
2024 Season		3	0	7	0	7	1.0	8.0	0	0	1	0	0
Saints Career		20	0	12	6	18	1.0	8.0	0	0	3	0	0
Career Totals		70	12	104	26	130	1.0	8.0	1	12	16	2	0

97 Khristian Boyd

Pos.: DT Ht.: 6-2 Wt.: 320 Exp.: R College: Northern Iowa



Regular Season Career GP/GS: (6/0); 2024: (6/0)

2024 REVIEW: vs. Carolina (9/8): Made his NFL debut, recording one assisted tackle. at Dallas (9/15): Rotated in on defense. vs. Philadelphia (9/22): Rotated in on defense. at Atlanta (9/29): Rotated in on defense. at Kansas City (10/7): Inactive. vs. Tampa Bay (10/13): Inactive. vs. Denver (10/17): Rotated in on defense and finished with one solo tackle. at L.A. Chargers (10/27): Inactive. at Carolina (11/3): Rotated in on defense and finished with one solo tackle.



2024 MINI BIOS & STATS

97 DT Khristian Boyd												
Date	Opp.	GP	ST	Solo	Ast	Total	Sack/Yds	INT/Yds	PD	FF	FR	
9/8	CAR	X		0	1	1	0.0	0.0	0	0	0	0
9/15	@DAL	X		0	0	0	0.0	0.0	0	0	0	0
9/22	PHI	X		0	0	0	0.0	0.0	0	0	0	0
9/29	@ATL	X		0	0	0	0.0	0.0	0	0	0	0
10/7	@KC											Inactive
10/13	TB											Inactive
10/17	DEN	X		1	0	1	0.0	0.0	0	0	0	0
10/27	@LAC											Inactive
11/3	@CAR	X		1	0	1	0.0	0.0	0	0	0	0
2024 Season		6	0	2	1	3	0.0	0.0	0	0	0	0
Career Totals		6	0	2	1	3	0.0	0.0	0	0	0	0

38 Millard Bradford

Pos.: S Ht.: 5-10 Wt.: 190 Exp.: R College: TCU



Regular Season Career GP/GS: (1/0); 2024: (1/0)

2024 REVIEW: Signed to the active roster, (11/2). at Carolina (11/3): Made his NFL debut on special teams.

38 S Millard Bradford												
Date	Opp.	GP	ST	Solo	Ast	Total	Sack/Yds	INT/Yds	PD	FF	FR	
11/3	@CAR	X		0	0	0	0.0	0.0	0	0	0	0
2024 Season		1	0	0	0	0	0.0	0.0	0	0	0	0
Saints Career		1	0	0	0	0	0.0	0.0	0	0	0	0
Career Totals		1	0	0	0	0	0.0	0.0	0	0	0	0

90 Bryan Bresee

Pos.: DT Ht.: 6-5 Wt.: 305 Exp.: 2 College: Clemson



Regular Season Career GP/GS: (26/8); 2024: (9/7)

2024 REVIEW: vs. Carolina (9/8): Made his first career NFL start in the season opener. at Dallas (9/15): Started and recorded two solo tackles, one stop for a loss, a forced fumble, and a sack. Bresee's forced fumble was the first of his career and stalled the Dallas offense in the red-zone. vs. Philadelphia (9/22): Started and finished with two solo tackles and two sacks, tying a career-best. at Atlanta (9/29): Started and played on special teams, recording one QB hit. at Kansas City (10/7): Rotated in on defense and played on special teams, finishing with four tackles (three solo), two QB hits and a sack. vs. Tampa Bay (10/13): Started and played on special teams, recording one tackle and one pass breakup. Bresee's pass breakup led to Cam Jordan's interception to stall the Bucs drive before halftime. vs. Denver (10/17): Started and played on special teams, finishing with three tackles (two solo). at L.A. Chargers (10/27): Started and played on special teams in his 25th career NFL game. at Carolina (11/3): Rotated in on defense and played on special teams, recording one solo tackle and one QB hit.

CAREER HIGHS: Tackles — 4, vs. Tampa Bay (10/1/23); Solo Tackles — 3, vs. Tampa Bay (10/1/23); Tackles For Loss — 3, vs. Tampa Bay (10/1/23); Sacks — 2 (2x), vs. Philadelphia (9/22/24) and vs. N.Y. Giants (12/17/23); Passes Defensed — 2, at Indianapolis (10/29/23); Forced Fumbles — 1, at Dallas (9/15/24).



2024 MINI BIOS & STATS

90 DT Bryan Bresee												
Date	Opp.	GP	ST	Solo	Ast	Total	Sack/Yds	INT/Yds	PD	FF	FR	
9/8	CAR	X	X	0	0	0	0.0	0.0	0	0	0	
9/15	@DAL	X	X	2	0	2	1.0	3.0	0	0	1	
9/22	PHI	X	X	2	0	2	2.0	12.0	0	0	0	
9/29	@ATL	X	X	0	0	0	0.0	0.0	0	0	0	
10/7	@KC	X		3	1	4	1.0	4.0	0	0	0	
10/13	TB	X	X	0	1	1	0.0	0.0	0	1	0	
10/17	DEN	X	X	2	1	3	0.0	0.0	0	0	0	
10/27	@LAC	X	X	0	0	0	0.0	0.0	0	0	0	
11/3	@CAR	X		1	0	1	0.0	0.0	0	0	0	
2024 Season		9	7	10	3	13	4.0	19.0	0	0	1	
Career Totals		26	7	22	15	37	8.5	61.0	0	0	7	

4 Derek Carr

Pos.: QB Ht.: 6-3 Wt.: 215 Exp.: 11 College: Fresno State



Regular Season Career GP/GS: (165/165); 2024: (6/6)

2024 REVIEW: vs. Carolina (9/8): Started and finished 19-of-23 passing (82.6 pct.) with 200 yards, 3 TDs and a 142.5 QBR. Also added two carries for 13 yards on the ground in the season opener. Carr led the Black and Gold offense to scoring drives on their first nine possessions, marking the third time the Saints have done it in any game and the first by the club in a season opener. Carr improved his career record as a starter in season openers to 7-4 and is also now 2-0 in season openers with the Black and Gold. **at Dallas (9/15):** Started and finished 11-of-16 passing (68.8 pct.) with 243 yards, 2 TDs, an INT and a 125.0 QBR, including a 70-yard TD pass to Rashid Shaheed in the first quarter, his longest TD pass as a Saint, and had a one-yard TD rush, his first with the Black and Gold. Carr improved his career record as a starter against Dallas to 2-1 and has won four consecutive starts for the first time since the last four games of the 2021 season. **vs. Philadelphia (9/22):** Started and finished 14-of-25 passing (56.0 pct.) with 142 yards, one TD, one INT and a 69.1 QBR. With his one TD pass on Sunday, Carr moved into a tie with Tony Romo for 25th all-time in NFL history. **at Atlanta (9/29):** Started and finished 28-of-36 passing (77.8 pct.) with 236 yards, one INT, a 82.8 QBR, and rushed three times for five yards. **at Kansas City (10/7):** Started and finished 18-of-28 passing (64.3 pct.) with 165 yards, 2 TDs, one INT and a 89.1 QBR. Carr now has 40,089 career passing yards, good for 25th most in NFL history and became the 25th player to eclipse the 40,000 career yardage mark in NFL history. He also became the seventh player in league history to reach 40,000 career passing yards in his first 11 seasons, joining Drew Brees, Peyton Manning, Matt Ryan, Matthew Stafford, Russell Wilson, and Pro Football Hall of Famer Dan Marino. Carr left the game in the fourth quarter with an oblique injury and did not return. **vs. Tampa Bay (10/13):** Inactive (oblique). **vs. Denver (10/17):** Inactive (oblique). **at L.A. Chargers (10/27):** Inactive (oblique). **at Carolina (11/3):** Started in his first game back from an oblique injury and finished 18-of-31 passing for 236 yards (58.1 pct.) with one TD and a 92.6 QBR. Carr now has 40,325 career passing yards, surpassing Pro Football Hall of Fame QB Johnny Unitas (Class of 1979) to move into 24th all-time in NFL history, and also brought his career total in touchdown passes to 251 touchdowns, moving into a tie for 26th all-time with Drew Bledsoe.

CAREER HIGHS: Attempts — 59, at Tampa Bay (10/30/16); **Completions** — 40, at Tampa Bay (10/30/16); **Completion Pct.** — 91.20 (31-for-34), vs. Philadelphia (10/24/21); **Passing Yards** — 513, at Tampa Bay (10/30/16); **Long Pass** — 87, at LA Chargers (12/31/17); **Interceptions** — 3 (4x), last at Pittsburgh (12/24/22); **Passing TDs** — 4 (7x), last vs. Atlanta (1/7/24); **Passer Rating** — 145.5, vs. Atlanta (1/7/24); **Rushes** — 7 (2x), last vs. Denver (10/2/22); **Rushing Yards** — 58, vs. Houston (9/14/14); **Long Rush** — 41, vs. Houston (9/14/14); **Rushing TDs** — 1 (7x), last at Dallas (9/15/24).



2024 MINI BIOS & STATS

4 QB Derek Carr				Passing								Rushing				
Date	Opp.	GP	ST	Comp	Att	Pct.	Yards	TD	INT	Lg	Rating	Att	Yds	Avg.	Lg	TD
9/8	CAR	X	X	19	23	82.6%	200	3	0	59t	142.5	2	13	6.5	8	0
9/15	@DAL	X	X	11	16	68.8%	243	2	1	70t	125.0	1	1	1.0	1t	1
9/22	PHI	X	X	14	25	56.0%	142	1	1	29	69.1	2	3	1.5	4	0
9/29	@ATL	X	X	28	36	77.8%	239	0	1	25	82.8	3	5	1.7	5	0
10/7	@KC	X	X	18	28	64.3%	165	2	1	43t	89.1	0	0	0.0	0	0
10/13	TB	Inactive														
10/17	DEN	Inactive														
10/27	@LAC	Inactive														
11/3	@CAR	X	X	18	31	58.1%	236	1	0	25	92.6	0	0	0.0	0	0
2024 Season		6	6	108	159	67.9%	1,225	9	4	70t	99.2	8	22	2.8	8	1
Saints Career		23	23	483	707	68.3%	4,103	34	12	70t	98.0	40	62	1.6	10	1
Career Totals		165	165	3,684	5,665	65.0%	40,325	251	111	87	92.5	318	907	2.9	41	7

56 Demario Davis

Pos.: LB Ht.: 6-2 Wt.: 248 Exp.: 13 College: Arkansas State



Regular Season Career GP/GS: (202/188); 2024: (8/8)

2024 REVIEW: vs. Carolina (9/8): Started at MLB, recording four tackles (two solo) and a sack in the season opener, his 30th career sack as a Saints. Davis led the defense to hold Carolina to 193 yards (135 passing and 58 rushing) and 3.5 yards per play. **at Dallas (9/15):** Started at MLB and finished with eight tackles (three solo) and one pass breakup. Davis made his 100th appearance and start as a Saint on Sunday. **vs. Philadelphia (9/22):** Started at MLB and recorded six tackles (four solo). Davis played in and started his 101st career game as a Saint on Sunday, moving into a tie with TE Larry Hardy, WR Lance Moore and T Ryan Ramczyk for 58th on the club's all-time games played list. **at Atlanta (9/29):** Inactive (hamstring). **at Kansas City (10/7):** Started at MLB in his return from injury and led the team in tackles with 11 (five solo). Davis now has 704 tackles as a Saint. **vs. Tampa Bay (10/13):** Started at MLB and finished with six tackles (three solo). **vs. Denver (10/17):** Started at MLB in his 200th career NFL game and recorded seven tackles (five solo). **at L.A. Chargers (10/27):** Started at MLB and finished with nine tackles (five solo). **at Carolina (11/3):** Started at MLB and recorded five tackles (three solo).

ADDITIONAL STATS: Special Teams Tackles — (2012, 16); (2013, 6); (2014, 2); **Total: 24.**

CAREER HIGHS: Tackles — 15, vs. Kansas City (12/20/20); **Solo Tackles** — 11 (2x), vs. Pittsburgh (11/9/14) and vs. Miami (9/24/17); **Sacks** — 2 (4x), last vs. Cincinnati (10/16/22); **Tackles for Loss** — 4, at Seattle (10/25/21); **Quarterback Hits** — 4 (2x), last vs. Atlanta (11/22/18); **Interceptions** — 1 (3x), last at Tampa Bay (12/5/22); **Passes Defensed** — 4, at Tampa Bay (11/17/19); **Forced Fumbles** — 1 (3x), last vs. Atlanta (11/22/18); **Fumble Recoveries** — 1 (8x), last at Tampa Bay (12/31/23).



2024 MINI BIOS & STATS

56 LB Demario Davis												
Date	Opp.	GP	ST	Solo	Ast	Total	Sack/Yds	INT/Yds	PD	FF	FR	
9/8	CAR	X	X	2	2	4	1.0	0.0	0	0	0	
9/15	@DAL	X	X	3	5	8	0.0	0.0	0	1	0	
9/22	PHI	X	X	4	2	6	0.0	0.0	0	0	0	
9/29	@ATL	Inactive										
10/7	@KC	X	X	5	6	11	0.0	0.0	0	0	0	
10/13	TB	X	X	3	3	6	0.0	0.0	0	0	0	
10/17	DEN	X	X	5	2	7	0.0	0.0	0	0	0	
10/27	@LAC	X	X	5	4	9	0.0	0.0	0	0	0	
11/3	@CAR	X	X	3	2	5	0.0	0.0	0	0	0	
2024 Season		8	8	30	26	56	1.0	0.0	0	0	1	
Saints Career		106	106	461	270	731	30.0	222.0	2	5	39	
Career Totals		202	188	890	501	1391	43.5	313.5	3	5	56	

53 Jaylan Ford

Pos.: LB Ht.: 6-2 Wt.: 240 Exp.: R College: Texas



Regular Season Career GP/GS: (5/0); 2024: (5/0)

2024 REVIEW: vs. **Carolina (9/8):** Inactive (hamstring). **at Dallas (9/15):** Inactive. **vs. Philadelphia (9/22):** Made his NFL debut on special teams and recorded his first career coverage stop. **at Atlanta (9/29):** Played on special teams. **at Kansas City (10/7):** Played on special teams. **vs. Tampa Bay (10/13):** Played on special teams and recorded two coverage tackles. **vs. Denver (10/17):** Played on special teams. **at L.A. Chargers (10/27):** Inactive. **at Carolina (11/3):** Inactive.

ADDITIONAL STATS: Special Teams Tackles — (2024, 3); **Total: 3.**

53 LB Jaylan Ford												
Date	Opp.	GP	ST	Solo	Ast	Total	Sack/Yds	INT/Yds	PD	FF	FR	
9/8	CAR	Inactive										
9/15	@DAL	Inactive										
9/22	PHI	X		0	0	0	0.0	0.0	0	0	0	
9/29	@ATL	X		0	0	0	0.0	0.0	0	0	0	
10/7	@KC	X		0	0	0	0.0	0.0	0	0	0	
10/13	TB	X		0	0	0	0.0	0.0	0	0	0	
10/17	DEN	X		0	0	0	0.0	0.0	0	0	0	
10/27	@LAC	Inactive										
11/3	@CAR	Inactive										
2024 Season		5	0	0	0	0	0.0	0.0	0	0	0	
Career Totals		5	0	0	0	0	0.0	0.0	0	0	0	

55 Isaiah Foskey

Pos.: DE Ht.: 6-5 Wt.: 265 Exp.: 2 College: Notre Dame



Regular Season Career GP/GS: (19/0); 2024: (9/0)

2024 REVIEW: vs. **Carolina (9/8):** Rotated in at DE and saw action on special teams, finishing with three coverage tackles, the first of his career. **at Dallas (9/15):** Rotated in at DE and saw action on special teams, recording one defensive tackle and one coverage stop. **vs. Philadelphia (9/22):** Rotated in at DE and saw action on special teams, finishing with two coverage tackles. **at Atlanta (9/29):** Played on special teams. **at Kansas City (10/7):** Rotated in at DE and played on special teams, finishing with three tackles (two solo) and one coverage stop. **vs. Tampa Bay (10/13):** Rotated in at DE and played on special teams. **vs. Denver (10/17):** Rotated in at DE and played on special teams. **at L.A. Chargers (10/27):** Played on special teams. **at Carolina (11/3):** Played on special teams.



2024 MINI BIOS & STATS

ADDITIONAL STATS: Special Teams Tackles — (2024, 7); **Total: 7.**

CAREER HIGHS: Tackles — 4, at Green Bay (9/24/23); **Solo Tackles** — 3, at Green Bay (9/24/23); **Sacks** — 0.5, at Indianapolis (10/29/23); **Special Teams Tackles** — 3, vs. Carolina (9/8/24); **Quarterback Hits** — 1, at Indianapolis (10/29/23); **Passes Defensed** — 1, at Indianapolis (10/29/23).

55 DE Isaiah Foskey												
Date	Opp.	GP	ST	Solo	Ast	Total	Sack/Yds	INT/Yds	PD	FF	FR	
9/8	CAR	X		0	0	0	0.0	0.0	0	0	0	0
9/15	@DAL	X		0	1	1	0.0	0.0	0	0	0	0
9/22	PHI	X		0	0	0	0.0	0.0	0	0	0	0
9/29	@ATL	X		0	0	0	0.0	0.0	0	0	0	0
10/7	@KC	X		2	1	3	0.0	0.0	0	0	0	0
10/13	TB	X		0	0	0	0.0	0.0	0	0	0	0
10/17	DEN	X		0	0	0	0.0	0.0	0	0	0	0
10/27	@LAC	X		0	0	0	0.0	0.0	0	0	0	0
11/3	@CAR	X		0	0	0	0.0	0.0	0	0	0	0
2024 Season		9	0	2	2	4	0.0	0.0	0	0	0	0
Career Totals		19	0	7	7	14	0.5	1.5	0	0	1	0

75 Taliese Fuaga

Pos.: T **Ht.:** 6-6 **Wt.:** 324 **Exp.:** R **College:** Oregon State



Regular Season Career GP/GS: (9/9); **2024:** (9/9)

2024 REVIEW: vs. Carolina (9/8): Started at LT in his NFL debut. Fuaga became the first Saints rookie to start a season opener at the position since Ryan Ramczyk did so in the 2017 season opener against the Minnesota Vikings. **at Dallas (9/15):** Started at LT and helped lead the effort by New Orleans' offensive line to produce 190 rushing yards and four touchdowns. **vs. Philadelphia (9/22):** Started at LT. **at Atlanta (9/29):** Started at LT. **at Kansas City (10/7):** Started at LT. **vs. Tampa Bay (10/13):** Started at LT. **vs. Denver (10/17):** Started at LT. **at L.A. Chargers (10/27):** Started at LT. **at Carolina (11/3):** Started at LT.

6 Willie Gay Jr.

Pos.: LB **Ht.:** 6-1 **Wt.:** 243 **Exp.:** 5 **College:** Mississippi State



Regular Season Career GP/GS: (65/53); **2024:** (8/6)

2024 REVIEW: vs. Carolina (9/8): Started at SLB and saw action on special teams, recording two coverage tackles in his Black and Gold debut. **at Dallas (9/15):** Rotated in at SLB and saw action on special teams, recording one solo tackle and one coverage stop. **vs. Philadelphia (9/22):** Started at SLB and saw action on special teams, finishing with three solo tackles, one coverage stop, and a fumble recovery, his first as a Saint and fifth of his career. **at Atlanta (9/29):** Started at WLB and played on special teams in his 50th career NFL start, recording two tackles (one solo). Left the game in the first quarter after injuring his hand and did not return. **at Kansas City (10/7):** Inactive (hand). **vs. Tampa Bay (10/13):** Started at WLB and finished with four tackles (three solo), a career-best three pass breakups and a sack, his first as a Saint. **vs. Denver (10/17):** Started at WLB and recorded two tackles (one solo) and forced a fumble that he recovered. **at L.A. Chargers (10/27):** Rotated in at SLB and played on special teams, finishing with one solo tackle and one coverage stop. **at Carolina (11/3):** Started in at SLB and played on special teams, recording two solo tackles, including one stop for a loss.

ADDITIONAL STATS: Special Teams Tackles — (2020, 2), (2024, 6); **Total: 8.**

CAREER HIGHS: Tackles — 11 (2x), last at L.A. Chargers (11/20/22); **Solo Tackles** — 7 (2x), last at L.A. Chargers (11/20/22); **Sacks** — 1 (5x), last vs. Tampa Bay (10/13/24); **Tackles for Loss** — 2 (2x), last at L.A. Chargers (11/20/22); **Quarterback Hits** — 1 (9x), last vs. L.A. Chargers (10/22/23); **Interceptions** — 1 (4x), last at New England (12/17/23);



2024 MINI BIOS & STATS

Interceptions Returned for Touchdowns — 1, at Denver (12/11/22); **Passes Defensed** — 3, vs. Tampa Bay (10/13/24); **Forced Fumbles** — 1 (3x), last vs. Denver (10/17/24); **Fumble Recoveries** — 1 (6x), last vs. Denver (10/17/24).

6 LB Willie Gay Jr.													
Date	Opp.	GP	ST	Solo	Ast	Total	Sack/Yds		INT/Yds		PD	FF	FR
9/8	CAR	X	X	0	0	0	0.0	0.0	0	0	0	0	0
9/15	@DAL	X		1	0	1	0.0	0.0	0	0	0	0	0
9/22	PHI	X	X	3	0	3	0.0	0.0	0	0	0	0	1
9/29	@ATL	X	X	1	1	2	0.0	0.0	0	0	0	0	0
10/7	@KC	Inactive											
10/13	TB	X	X	3	1	4	1.0	8.0	0	0	3	0	0
10/17	DEN	X	X	1	1	2	0.0	0.0	0	0	0	1	1
10/27	@LAC	X		1	0	1	0.0	0.0	0	0	0	0	0
11/3	@CAR	X	X	2	0	2	0.0	0.0	0	0	0	0	0
2024 Season		8	6	12	3	15	1.0	8.0	0	0	3	1	2
Saints Career		8	6	12	3	15	1.0	8.0	0	0	3	1	2
Career Totals		65	53	160	86	246	6.0	33.5	4	85	22	3	6

96 Carl Granderson

Pos.: DE Ht.: 6-5 Wt.: 261 Exp.: 5 College: Wyoming



Regular Season Career GP/GS: (80/33); 2024: (9/9)

2024 REVIEW: vs. **Carolina (9/8):** Made his 25th career start, finishing with three solo tackles. **at Dallas (9/15):** Started, finishing with five tackles (one solo), one stop for a loss, two QB hits, and 1.5 sacks, recording his first sacks of the 2024 season. **vs. Philadelphia (9/22):** Started and recorded five tackles (four solo), one forced fumble, and 1.5 sacks. **at Atlanta (9/29):** Started in his 75th career NFL appearance and played on special teams, finishing with two solo tackles. **at Kansas City (10/7):** Started and finished with seven tackles (two solo). **vs. Tampa Bay (10/13):** Started and recorded two tackles (one solo). **vs. Denver (10/17):** Started and finished with three solo tackles, including one stop for a loss. **at L.A. Chargers (10/27):** Started and recorded three tackles (two solo) with one QB hit. **at Carolina (11/3):** Started and finished with four tackles (three solo) and a half-sack.

ADDITIONAL STATS: Blocked Field Goals — (2021, 1); Total: 1; Special Teams Tackles — (2021, 1); Total: 1.

CAREER HIGHS: Tackles — 10, at Atlanta (11/26/23); Solo Tackles — 5 (3x), last vs. Chicago (11/5/23); Sacks — 2, at Carolina (1/3/21); Tackles for Loss — 3 (2x), last at New England (10/8/23); Quarterback Hits — 4 (2x), last vs. Tennessee (9/10/23); Forced Fumbles — 1 (4x), last vs. Philadelphia (9/22/24); Fumble Recoveries — 1 (2x), vs. Jacksonville (10/19/23) and at Tampa Bay (12/5/22); Passes Defensed — 1 (2x), vs. Detroit (12/3/23) and vs. Green Bay, (9/27/20). Blocked Field Goals — 1, at Carolina (9/19/21).

96 DE Carl Granderson													
Date	Opp.	GP	ST	Solo	Ast	Total	Sack/Yds		INT/Yds		PD	FF	FR
9/8	CAR	X	X	3	0	3	0.0	0.0	0	0	0	0	0
9/15	@DAL	X	X	1	4	5	1.5	8.0	0	0	0	0	0
9/22	PHI	X	X	4	1	5	1.5	7.0	0	0	0	1	0
9/29	@ATL	X	X	2	0	2	0.0	0.0	0	0	0	0	0
10/7	@KC	X	X	2	5	7	0.0	0.0	0	0	0	0	0
10/13	TB	X	X	1	1	2	0.0	0.0	0	0	0	0	0
10/17	DEN	X	X	3	0	3	0.0	0.0	0	0	0	0	0
10/27	@LAC	X	X	2	1	3	0.0	0.0	0	0	0	0	0
11/3	@CAR	X	X	3	1	4	0.5	2.5	0	0	0	0	0
2024 Season		9	9	21	13	34	3.5	17.5	0	0	0	1	0
Career Totals		80	33	124	89	213	26.5	169.0	0	0	2	4	2



2024 MINI BIOS & STATS

48 J.T. Gray

Pos.: DB Ht.: 6-0 Wt.: 202 Exp.: 7 College: Mississippi State



Regular Season Career GP/GS: (90/0); 2024: (9/0)

2024 REVIEW: vs. Carolina (9/8): Rotated in at S and saw action on special teams, finishing with four coverage tackles. **at Dallas (9/15):** Rotated in at S and saw action on special teams, finishing with two coverage tackles. **vs. Philadelphia (9/22):** Played on special teams and blocked the second punt of his career. **at Atlanta (9/29):** Rotated in at FS and played on special teams, finishing with two coverage tackles. Gray now has 75 special teams stops in his career. **at Kansas City (10/7):** Played on special teams and finished with two coverage tackles. **vs. Tampa Bay (10/13):** Rotated in at S and played on special teams, recording a career-best two solo tackles, forced a fumble (first of his career), and added three coverage tackles. **vs. Denver (10/17):** Played on special teams and recorded one coverage stop. **at L.A. Chargers (10/27):** Played on special teams and finished with two coverage tackles. **at Carolina (11/3):** Played on special teams.

ADDITIONAL STATS: Special Teams Tackles — (2018, 2); (2019, 16); (2020, 7), (2021, 19), (2022, 12), (2023, 11), (2024, 16); **Total: 83; Blocked Punts** — (2019, 1), (2024, 1); **Total: 2; Special Teams Fumble Recoveries** — (2019, 1), (2020, 2); **Total: 3.**

CAREER HIGHS: Tackles — 2 (3x), last vs. Tampa Bay (10/13/24); **Solo Tackles** — 2, vs. Tampa Bay (10/13/24); **Passes Defensed** — 1, at Carolina (1/3/21); **Sacks** — 1 (2x), vs. Seattle (10/9/22) and vs. Carolina (1/8/23); **Tackles for Loss** — 1, vs. Carolina (1/8/23); **Quarterback Hits** — 1 (2x), last vs. Carolina (1/8/23); **Forced Fumbles** — 1, vs. Tampa Bay (10/13/24); **Special Teams Tackles** — 4, at N.Y. Jets (12/12/21); **Blocked Punts** — 1 (2x), vs. Philadelphia (9/22/24) and at Chicago (10/20/19); **Special Teams Fumble Recoveries** — 1, vs. Carolina (11/24/19).

48 DB J.T. Gray												
Date	Opp.	GP	ST	Solo	Ast	Total	Sack/Yds	INT/Yds	PD	FF	FR	
9/8	CAR	X		0	0	0	0.0	0.0	0	0	0	0
9/15	@DAL	X		0	0	0	0.0	0.0	0	0	0	0
9/22	PHI	X		0	0	0	0.0	0.0	0	0	0	0
9/29	@ATL	X		0	0	0	0.0	0.0	0	0	0	0
10/7	@KC	X		0	0	0	0.0	0.0	0	0	0	0
10/13	TB	X		2	0	2	0.0	0.0	0	0	1	0
10/17	DEN	X		0	0	0	0.0	0.0	0	0	0	0
10/27	@LAC	X		0	0	0	0.0	0.0	0	0	0	0
11/3	@CAR	X		0	0	0	0.0	0.0	0	0	0	0
2024 Season		9	0	2	0	2	0.0	0.0	0	0	1	0
Career Totals		90	0	8	5	13	2.5	12.5	0	0	1	0

19 Blake Grupe

Pos.: K Ht.: 5-7 Wt.: 156 Exp.: 2 College: Notre Dame



Regular Season Career GP: (26); 2024: (9)

2024 REVIEW: vs. Carolina (9/8): Handled the kicking duties, finishing 4-for-4 with a long of 57 yards, marking a new career-long, and went a perfect 5-for-5 on PATs, tying a career-high. Grupe's 17 points scored on Sunday also set a new career-high and was the second contest of his career where he made two 50+ yard field goals, previously doing so at New England in Week Five of the 2023 season. **at Dallas (9/15):** Handled the kicking duties, making his lone FG attempt from 26 yards out and finished 5-for-6 on PATs. Also added three touchbacks. **vs. Philadelphia (9/22):** Handled the kicking duties, finishing 2-for-2 with a long of 38 yards, made his lone PAT, and added one touchback. **at Atlanta (9/29):** Handled the kicking duties, making his lone FG attempt from 43 yards out, made all three PATs and added three touchbacks. **at Kansas City (10/7):** Handled the kicking duties, finishing 1-for-2 on PATs. **vs. Tampa Bay (10/13):** Handled the kicking duties, finishing two-for-two on FG attempts with a long of 42 yards and 2-for-2 on PATs. **vs. Denver (10/17):** Handled the kicking duties, making his lone FG attempt from 35 yards out and his lone PAT attempt. Also recorded the first coverage tackle of his career. **at L.A. Chargers (10/27):** Handled the kicking duties in



2024 MINI BIOS & STATS

his 25th career NFL game, finishing 2-for-3 on FG attempts with a long of 43 yards. Also added one touchback. **at Carolina (11/3):** Handled the kicking duties and finished 3-for-3 on FG attempts with a long of 51 yards and went 2-for-2 on PATs. Also added three touchbacks.

ADDITIONAL STATS: Special Teams Tackles — (2024, 1); **Total: 1**; Touchbacks — (2023, 67), (2024, 12); **Total: 79**.

CAREER HIGHS: Field Goals Made — 5, at Atlanta (11/26/23); **Field Goal Attempts** — 6, at Atlanta (11/26/23); **Longest Field Goal Made** — 57, vs. Carolina (9/8/24); **PATs** — 5 (3x), last at Dallas (9/15/24); **PATs Attempted** — 6, at Dallas (9/15/24); **Points** — 17, vs. Carolina (9/8/24); **Touchbacks** — 7, at Indianapolis (10/29/23).

19 K Blake Grupe			Field Goals					1-19		20-29		30-39		40-49		50+		PATs		Pts
Date	Opp.	GP	M	A	Pct.	Lg	Blk	M	A	M	A	M	A	M	A	M	A	M	A	
9/8	CAR	X	4	4	100.0%	57	0	0	0	0	0	1	1	1	1	2	2	5	5	17
9/15	@DAL	X	1	1	100.0%	26	0	0	0	1	1	0	0	0	0	0	0	5	6	8
9/22	PHI	X	2	2	100.0%	38	0	0	0	0	0	2	2	0	0	0	0	1	1	7
9/29	@ATL	X	1	1	100.0%	43	0	0	0	0	0	0	0	1	1	0	0	3	3	6
10/7	@KC	X	0	0	0.0%	0	0	0	0	0	0	0	0	0	0	0	0	1	2	1
10/13	TB	X	2	2	100.0%	42	0	0	0	1	1	0	0	1	1	0	0	2	2	8
10/17	DEN	X	1	1	100.0%	35	0	0	0	0	0	1	1	0	0	0	0	1	1	4
10/27	@LAC	X	2	3	66.7%	43	0	0	0	0	0	0	0	2	3	0	0	0	0	6
11/3	@CAR	X	3	3	100.0%	51	0	0	0	1	1	1	1	0	0	1	1	2	2	11
2024 Season			9	16	94.1%	57	0	0	0	3	3	5	5	5	6	3	3	20	22	68
Career Totals			26	46	85.2%	57	0	0	0	13	15	11	11	13	16	9	12	60	62	198

3 Jake Haener

Pos.: QB Ht.: 6-1 Wt.: 200 Exp.: 1 College: Fresno State



Regular Season Career GP/GS: (5/0); **2024:** (5/0)

2024 REVIEW: vs. Carolina (9/8): Made his NFL debut in the fourth quarter. **at Dallas (9/15):** Saw action in the fourth quarter. **vs. Philadelphia (9/22):** Dressed but did not play. **at Atlanta (9/29):** Dressed but did not play. **at Kansas City (10/7):** Relieved an injured Derek Carr in the fourth quarter, finishing 2-of-7 passing for 17 yards and had two rushes for 11 yards. **vs. Tampa Bay (10/13):** Dressed but did not play. **vs. Denver (10/17):** Relieved Spencer Rattler in the fourth quarter and finished 3-of-4 passing (75%) for 38 yards and a TD, the first of his NFL career. **at L.A. Chargers (10/27):** Relieved Spencer Rattler in the third quarter and finished 9-of-17 passing (52.9%) for 122 yards and had two carries for 10 yards. **at Carolina (11/3):** Dressed but did not play.

CAREER HIGHS: Attempts — 17, at L.A. Chargers (10/27/24); **Completions** — 9, at L.A. Chargers (10/27/24); **Completion Pct.** — 75.0 (3-of-4), vs. Denver (10/17/24); **Passing Yards** — 122, at L.A. Chargers (10/27/24); **Long Pass** — 36, at L.A. Chargers (10/27/24); **Passing TDs** — 1, vs. Denver (10/17/24); **Passer Rating** — 143.8, vs. Denver (10/17/24); **Rushes** — 3, at Dallas (10/17/24); **Rushing Yards** — 11, at Kansas City (10/7/24); **Long Rush** — 9, at Kansas City (10/17/24).



2024 MINI BIOS & STATS

3 QB Jake Haener																
Date	Opp.	GP	ST	Passing							Rushing					
				Comp	Att	Pct.	Yards	TD	INT	Lg	Rating	Att	Yds	Avg.	Lg	TD
9/8	CAR	X		0	1	0.0%	0	0	0	0	39.6	0	0	0	0	
9/15	@DAL	X		0	0	0.0%	0	0	0	0.0	3	-3	-3	-3	0	
9/22	PHI			Dressed but did not play												
9/29	@ATL			Dressed but did not play												
10/7	@KC	X		2	7	28.6%	17	0	0	11	39.6	2	11	5.5	9	0
10/13	TB			Dressed but did not play												
10/17	DEN	X		3	4	75.0%	38	1	0	17	143.8	0	0	0	0	0
10/27	@LAC	X		9	17	52.9%	122	0	0	36	76.1	2	10	5.0	5	0
11/3	@CAR			Dressed but did not play												
2024 Season		5	0	14	29	48.3%	177	1	0	36	79.2	7	18	0.4	9	0
Career Totals		5	0	14	29	48.3%	177	1	0	36	79.2	7	18	0.4	9	0

5 Will Harris

Pos.: DB Ht.: 6-1 Wt.: 206 Exp.: 6 College: Boston College



Regular Season Career GP/GS: (86/45); 2024: (5/5)

2024 REVIEW: vs. Carolina (9/8): Started at SS and played on special teams in his Black and Gold debut, finishing with one tackle, an interception, a pass breakup, and a coverage stop. Harris' interception came on the first defensive play of the season, setting up a Blake Grupe 57-yard field goal and set the tone for the Saints defense in the season opener. **at Dallas (9/15):** Started at SS and played on special teams, finishing with four tackles (three solo) and one pass breakup. **vs. Philadelphia (9/22):** Started at SS and played on special teams, recording six solo stops, including one stop for a loss. **at Atlanta (9/29):** Started at SS and played on special teams, finishing with two solo tackles and one pass breakup. **at Kansas City (10/7):** Started and SS and played on special teams, recording two tackles (one solo). Harris left the game in the third quarter with a hamstring injury and did not return. Placed on Injured Reserve (hamstring), (10/12).

ADDITIONAL STATS: Special Teams Tackles — (2019, 7), (2020, 2), (2021, 2), (2022, 4), (2023, 1), (2024, 1); **Total: 17.**

CAREER HIGHS: Tackles — 9 (3x), last vs. Carolina (11/8/23); **Solo Tackles** — 8, vs. Green Bay (1/9/22); **Sacks** — 1, vs. Green Bay (12/29/19); **Tackles for Loss** — 1 (5x), last vs. Philadelphia (9/22/24); **Quarterback Hits** — 1 (4x), last vs. Carolina (10/8/23); **Forced Fumbles** — 1 (2x), last at N.Y. Giants (11/20/22); **Fumble Recoveries** — 1 (2x), last vs. Carolina (10/8/23); **Special Teams Tackles** — 2 (2x), last at Minnesota (9/25/22); **Passes Defensed** — 1 (17x), last at Atlanta (9/29/24); **Interceptions** — 1 (3x), last vs. Carolina (9/8/24).

5 DB Will Harris													
Date	Opp.	GP	ST	Solo	Ast	Total	Sack/Yds	INT/Yds	PD	FF	FR		
9/8	CAR	X	X	0	1	1	0.0	0.0	1	7	1	0	0
9/15	@DAL	X	X	3	1	4	0.0	0.0	0	0	1	0	0
9/22	PHI	X	X	6	0	6	0.0	0.0	0	0	0	0	0
9/29	@ATL	X	X	2	0	2	0.0	0.0	0	0	1	0	0
10/7	@KC	X	X	1	1	2	0.0	0.0	0	0	0	0	0
10/13	TB			Reserve/Injured									
10/17	DEN			Reserve/Injured									
10/27	@LAC			Reserve/Injured									
11/3	@CAR			Reserve/Injured									
2024 Season		5	5	12	3	15	0.0	0.0	1	7	3	0	0
Saints Career		5	5	12	3	15	0.0	0.0	1	7	3	0	0
Career Totals		86	45	176	69	245	1.5	16.5	3	7	17	2	2



2024 MINI BIOS & STATS

43 Matthew Hayball

Pos.: P Ht.: 6-0 Wt.: 189 Exp.: R College: Vanderbilt



Regular Season Career GP: (9); 2024: (9)

2024 REVIEW: vs. Carolina (9/8): Handled the punting and holding duties in his NFL debut. Punted twice for 73 yards (36.5 avg., 36.5 net) with a long of 38 yards and one downed inside the 20-yard line. **at Dallas (9/15):** Handled the punting and holding duties. Hayball's lone punt of the afternoon went for 49 yards (49.0 avg., 49.0 net) and was downed inside the 20-yard line. **vs. Philadelphia (9/22):** Handled the punting and holding duties, punting four times for 162 yards (40.5 avg., 39.0 net), with a long of 52 yards and had two downed inside the 20-yard line. **at Atlanta (9/29):** Handled the punting and holding duties, punting three times for 120 yards (40.0 avg., 40.0 net) with a long of 48 yards and had all three punts downed inside the 20-yard line. **at Kansas City (10/7):** Handled the punting and holding duties, punting four times for 199 yards (49.8 avg., 41.8 net) with a long of 53 yards (career-long) and one downed inside the 20-yard line. **vs. Tampa Bay (10/13):** Handled the punting and holding duties, punting six times for 266 yards (44.3 avg., 42.3 net) with a long of 58 yards and had three punts downed inside the 20-yard line. **vs. Denver (10/17):** Handled the punting and holding duties, punting six times for 267 yards (44.5 avg., 39.0 gross) with three downed inside the 20-yard line, one touchback and a long of 52 yards. **at L.A. Chargers (10/27):** Handled the punting and holding duties, punting a career-high nine times for 437 yards (48.6 avg., 41.0 gross) with a career-best five downed inside the 20-yard line, two touchbacks and a long of 59 yards, a new career-long. **at Carolina (11/3):** Handled the punting and holding duties, punting four times for 169 yards (42.3 avg., 36.3 gross) with a long of 50 yards and one downed inside the 20-yard line. Also converted the first fake punt of his NFL career, rushing for 11 yards to help set up a 51-yard field goal.

ADDITIONAL STATS: Rushes — (1 rush for 11 yards, 2024).

CAREER HIGHS: Punts — 9, at L.A. Chargers (10/27/24); **Yards** — 437, at L.A. Chargers (10/27/24); **Gross Punting Average** — 49.8, at Kansas City (10/7/24); **Net Punting Average** — 49.0, at Dallas (9/15/24); **Punts Inside the 20-Yard Line** — 5, at L.A. Chargers (10/27/24); **Longest Punt** — 59, at L.A. Chargers (10/27/24).

43 P Matthew Hayball										
Date	Opp.	GP	No	Yds	Avg	Net	TB	In20	Lg	Blk
9/8	CAR	X	2	73	36.5	36.5	0	1	38	0
9/15	@DAL	X	1	49	49.0	49.0	0	1	49	0
9/22	PHI	X	4	162	40.5	39.0	0	2	52	0
9/29	@ATL	X	3	120	40.0	40.0	0	3	48	0
10/7	@KC	X	4	199	49.8	41.8	0	1	53	0
10/13	TB	X	6	266	44.3	42.3	0	3	58	0
10/17	DEN	X	6	267	44.5	39.0	1	3	52	0
10/27	@LAC	X	9	437	48.6	41.0	2	5	59	0
11/3	@CAR	X	4	169	42.3	36.3	0	1	50	0
2024 Season		9	39	1,742	44.7	40.5	3	20	59	0
Career Totals		9	39	1,742	44.7	40.5	3	20	59	0

60 Kyle Hergel

Pos.: G Ht.: 6-2 Wt.: 315 Exp.: R College: Boston College



Regular Season Career GP/GS: (5/0); 2024: (5/0)

2024 REVIEW: at Atlanta (9/29): Gameday elevation from the practice squad. Played on special teams in his NFL debut. **at Kansas City (10/7):** Signed off the practice squad to the active roster, (10/7). Played on special teams. **vs. Tampa Bay (10/13):** Played on special teams. **vs. Denver (10/17):** Rotated in at LG, the first offensive snaps of his NFL career, and played on special teams. **at L.A. Chargers (10/27):** Played on special teams. Waived, (11/2).



2024 MINI BIOS & STATS

28 Tre Herndon

Pos.: CB Ht.: 5-11 Wt.: 185 Exp.: 7 College: Vanderbilt



Regular Season Career GP/GS: (84/34); 2024: (1/0)

2024 REVIEW: Signed to the practice squad, (10/29). **at Carolina (11/3):** Gameday elevation from the practice squad. Played on special teams in his Saints debut.

ADDITIONAL STATS: Special Teams Tackles — (2018, 6), (2019, 1), (2022, 2), (2023, 1); **Total: 10.**

CAREER HIGHS: Tackles — 9 (3x), last vs. Tennessee (12/13/20); **Solo Tackles** — 8, at Minnesota (12/6/20); **Sacks** — 1, vs. Houston (11/8/20); **Passes Defensed** — 2 (7x), last at Tampa Bay (12/24/23); **Interceptions** — 2, vs. N.Y. Jets (10/27/19); **Forced Fumbles** — 1 (2x), vs. Las Vegas (11/6/22) and vs. Kansas City (9/17/23); **Fumble Recoveries** — 1, at N.Y. Jets (12/22/22); **Special Teams Tackles** — 2, vs. Tennessee (9/23/18).

28 CB Tre Herndon												
Date	Opp.	GP	ST	Solo	Ast	Total	Sack/Yds	INT/Yds	PD	FF	FR	
11/3	@CAR	X		0	0	0	0.0	0.0	0	0	0	0
2024 Season		1	0	0	0	0	0.0	0.0	0	0	0	0
Saints Career		1	0	0	0	0	0.0	0.0	0	0	0	0
Career Totals		84	34	180	53	233	1.0	8.0	3	0	32	2

7 Taysom Hill

Pos.: TE Ht.: 6-2 Wt.: 221 Exp.: 8 College: BYU



Regular Season Career GP/GS: (102/46); 2024: (5/5)

2024 REVIEW: vs. Carolina (9/8): Started at TE and rotated in at QB, FB, and played on special teams in the season opener. Rushed five times for 35 yards and caught one pass for one yard. **at Dallas (9/15):** Started at FB and saw action at TE and QB, finishing with 18 rushing yards on three attempts and caught one pass for one yard. Left the game in the fourth quarter with a chest injury and did not return. **vs. Philadelphia (9/22):** Inactive (chest). **at Atlanta (9/29):** Started on offense and played on special teams in his 100th career NFL game, rushing six times for 24 yards and two TDs. With his two rushing touchdowns, Hill now has 40 career touchdowns, surpassing WR Lance Moore for tenth in Saints history and now has 29 career rushing touchdowns, surpassing RBs Chuck Muncie and Pierre Thomas for the fifth-most in club history. Hill suffered an abdomen injury in the second quarter and did not return. **at Kansas City (10/7):** Inactive (rib). **vs. Tampa Bay (10/13):** Inactive (rib). **vs. Denver (10/17):** Inactive (rib). **at L.A. Chargers (10/27):** Started and played on special teams in his first game back from injury, finishing with four rushes for 20 yards, two catches for 21 yards, and completed his lone pass attempt for three yards. On special teams, Hill rushed a failed punt attempt and helped the Black and Gold punt team secure a safety, the first time the Black and Gold have forced a safety since the 2020 season against the Kansas City Chiefs. **at Carolina (11/3):** Started at TE and played on special teams, finishing with five carries for 19 yards and a TD, four receptions for 41 yards, and 0-for-1 passing. With his rushing touchdown, Hill now has 41 career touchdowns, moving into a tie for ninth in club record books with RB Pierre Thomas.

ADDITIONAL STATS: Special Teams Tackles — (2017, 4), (2018, 6), (2019, 2), (2021, 1); (2023, 2); **Total: 15; Blocked Punts** — (2018, 1); **Total: 1.**

CAREER HIGHS: Passing Attempts — 41, vs. Dallas (12/2/21); **Completions** — 28, at Philadelphia (12/13/20); **Passing Yards** — 291, at Philadelphia (12/13/20); **Long Completion** — 70, vs. Dallas (12/2/21); **Passing TDs** — 2 (3x), last vs. Dallas (12/2/21); **Interceptions** — 4, vs. Dallas (12/2/21); **Receptions** — 7, at Houston (10/15/23); **Receiving Yards** — 63, vs. Arizona (10/27/19); **Long Reception** — 45, at Carolina (12/29/19); **Receiving TDs** — 1 (11x), last at Tampa Bay (12/31/23); **Rushes** — 14, at Atlanta (12/6/20); **Rushing Yards** — 112, vs. Seattle (10/9/22); **Long Rush** — 60, vs. Seattle (10/9/22); **Rushing TDs** — 3, vs. Seattle (10/9/22); **Kickoff Returns** — 3 (2x), vs. Seattle (10/9/22) and at Atlanta (9/23/18); **Kickoff Return Yards** — 69, vs. Seattle (10/9/22); **Long Kickoff Return** — 47, vs.



2024 MINI BIOS & STATS

Cleveland (10/6/18); **Special Teams Tackles** — 2 (2x), last at Baltimore (10/21/18); **Special Teams Fumble Recoveries** — 1, vs. Seattle (10/9/22); **Total: 1; Blocked Punts** — 1, at Tampa Bay (12/9/18).

7 TE Taysom Hill																					
Date	Opp.	GP	ST	Rushing					Receiving					Passing							
				Att	Yds	Avg.	Lg	TD	Rec	Yds	Avg.	Lg	TD	Comp	Att	Pct.	Yards	TD	INT	Lg	Rating
9/8	CAR	X	X	5	35	7.0	12	0	1	1	1.0	1	0	0	0	0%	0	0	0	0	0.0
9/15	@DAL	X	X	3	18	6.0	9	0	1	1	1.0	1	0	0	0%	0	0	0	0	0.0	
9/22	PHI	Inactive																			
9/29	@ATL	X	X	6	24	4.0	7	2	0	0	0.0	0	0	0	0%	0	0	0	0	0.0	
10/7	@KC	Inactive																			
10/13	TB	Inactive																			
10/17	DEN	Inactive																			
10/27	@LAC	X	X	4	20	5.0	8	0	2	21	10.5	14	0	1	1	100%	3	0	0	3	79.2
11/3	@CAR	X	X	5	19	3.8	7t	1	4	41	10.3	15	0	0	1	0%	0	0	0	0	39.6
2024 Season		5	5	23	116	5.0	12	3	8	64	8.0	14	0	1	2	100%	3	0	0	0	56.3
Career Totals		102	46	421	2,275	5.4	60t	30	84	820	9.8	45t	12	192	300	64.0%	2,351	11	8	70t	89.2

85 Dallin Holker

Pos.: TE Ht.: 6-3 Wt.: 241 Exp.: R College: Colorado State



Regular Season Career GP/GS: (4/1); 2024: (4/1)

2024 REVIEW: vs. Carolina (9/8): Inactive (ankle). at Dallas (9/15): Inactive. vs. Philadelphia (9/22): Dressed but did not play. at Atlanta (9/29): Inactive. at Kansas City (10/7): Made his first NFL start on offense. vs. Tampa Bay (10/13): Rotated in on offense and played on special teams. vs. Denver (10/17): Rotated in on offense and played on special teams. at L.A. Chargers (10/27): Inactive. at Carolina (11/3): Rotated in on offense and played on special teams, finishing with one coverage tackle, the first of his career.

ADDITIONAL STATS: Special Teams Tackles — (2024, 1); Total: 1.

85 TE Dallin Holker									
Date	Opp.	GP	ST	Receiving					
				Rec	Yds	Avg.	Lg	TD	
9/8	CAR	Inactive							
9/15	@DAL	Inactive							
9/22	PHI	Dressed but did not play							
9/29	@ATL	Inactive							
10/7	@KC	X	X	0	0	0.0	0	0	
10/13	TB	X		0	0	0.0	0	0	
10/17	DEN	X		0	0	0.0	0	0	
10/27	@LAC	Inactive							
11/3	@CAR	X		0	0	0.0	0	0	
2024 Season		4	1	0	0	0.0	0	0	
Career Totals		4	1	0	0	0.0	0	0	

31 Jordan Howden

Pos.: DB Ht.: 6-0 Wt.: 209 Exp.: 2 College: Minnesota



Regular Season Career GP/GS: (25/11); 2024: (9/4)

2024 REVIEW: vs. Carolina (9/8): Rotated in at SS and played on special teams, finishing with three tackles, one pass breakup, and an interception, the first of his NFL career. at Dallas (9/15): Rotated in at SS and played on special teams, recording two tackles (one solo). vs. Philadelphia (9/22): Rotated in at SS and played on special teams, finishing with one solo tackle. at Atlanta (9/29): Rotated in at SS and played on special teams, recording one defensive tackle. at Kansas City (10/7): Rotated in at SS and played on special teams, finishing with one coverage tackle, the first of his



2024 MINI BIOS & STATS

career. **vs. Tampa Bay (10/13):** Made his first start of the 2024 season at SS and played on special teams, recording a team-high ten tackles (three solo), tying a career-best, and recorded one coverage tackle. **vs. Denver (10/17):** Started at SS and played on special teams, finishing with a team-high eight tackles (four solo). **at L.A. Chargers (10/27):** Made the 10th start of his career at SS and played on special teams, recording five tackles (four solo). **at Carolina (11/3):** Started at SS and played on special teams in his 25th career NFL game, finishing with four tackles (one solo), including one stop for a loss.

ADDITIONAL STATS: Special Teams Tackles — (2024, 2); **Total: 2.**

CAREER HIGHS: Tackles — 10 (2x), vs. Tampa Bay (10/13/24) and vs. Carolina (12/10/23); **Solo Tackles** — 7, vs. Carolina (12/10/23); **Passes Defensed** — 2, at New England, (10/29/23); **Interceptions** — 1, vs. Carolina (9/8/24); **Sacks** — 1, vs. Carolina (12/10/23); **Tackles for Loss** — 1 (2x), at Carolina (11/3/24) and vs. Carolina (12/10/23); **Quarterback Hits** — 1, vs. Detroit (12/3/23); **Forced Fumbles** — 1, vs. Carolina (12/10/23); **Special Teams Tackles** — 1, at Kansas City (10/7/24).

31 DB Jordan Howden													
Date	Opp.	GP	ST	Solo	Ast	Total	Sack/Yds	INT/Yds	PD	FF	FR		
9/8	CAR	X		1	2	3	0.0	0.0	1	-5	1	0	0
9/15	@DAL	X		1	1	2	0.0	0.0	0	0	0	0	0
9/22	PHI	X		1	0	1	0.0	0.0	0	0	0	0	0
9/29	@ATL	X		0	1	1	0.0	0.0	0	0	0	0	0
10/7	@KC	X		0	0	0	0.0	0.0	0	0	0	0	0
10/13	TB	X	X	3	7	10	0.0	0.0	0	0	0	0	0
10/17	DEN	X	X	4	4	8	0.0	0.0	0	0	0	0	0
10/27	@LAC	X	X	4	1	5	0.0	0.0	0	0	0	0	0
11/3	@CAR	X	X	1	3	4	0.0	0.0	0	0	0	0	0
2024 Season		9	4	15	19	34	0.0	0.0	1	-5	1	0	0
Career Totals		25	11	38	39	77	1.0	12.0	1	-5	6	1	0

47 Khaleke Hudson

Pos.: LB **Ht.:** 6-0 **Wt.:** 220 **Exp.:** 5 **College:** Michigan



Regular Season Career GP/GS: (59/12); **2024:** (1/0)

2024 REVIEW: vs. Carolina (9/8): Gameday elevation from the practice squad. Played on special teams. Signed off the practice squad by the Cleveland Browns, (9/9).

47 LB Khaleke Hudson												
Date	Opp.	GP	ST	Solo	Ast	Total	Sack/Yds	INT/Yds	PD	FF	FR	
9/8	CAR	X		0	0	0	0.0	0.0	0	0	0	0
2024 Season		1	0	0	0	0	0.0	0.0	0	0	0	0
Saints Career		1	0	0	0	0	0.0	0.0	0	0	0	0
Career Totals		59	12	51	39	90	1.0	3.0	0	0	2	0

52 D'Marco Jackson

Pos.: LB **Ht.:** 6-1 **Wt.:** 233 **Exp.:** 3 **College:** Appalachian State



Regular Season Career GP/GS: (23/0); **2024:** (6/0)

2024 REVIEW: vs. Carolina (9/8): Inactive (calf). **at Dallas (9/15):** Inactive (calf). **vs. Philadelphia (9/22):** Inactive (calf). **at Atlanta (9/29):** Rotated in at WLB and played on special teams in his season debut, finishing with three tackles (one solo). **at Kansas City (10/7):** Rotated in at SLB and played on special teams, recording three tackles (two solo) and one coverage stop. **vs. Tampa Bay (10/13):** Played on special teams and finished with one coverage tackle. **vs.**



2024 MINI BIOS & STATS

Denver (10/17): Played on special teams. **at L.A. Chargers (10/27):** Played on special teams and finished with one coverage tackle. **at Carolina (11/3):** Played on special teams and recorded a career-high three coverage tackles.

ADDITIONAL STATS: Special Teams Tackles — (2023, 8), (2024, 6); **Total: 14; Special Teams Fumble Recoveries** — (2023, 1); **Total: 1.**

CAREER HIGHS: Tackles — 3 (2x), at Kansas City (10/7/24) and at Atlanta (9/29/24); **Solo Tackles** — 2, at Kansas City (10/7/24); **Special Teams Tackles** — 3, at Carolina (11/3/24); **Special Teams Fumble Recoveries** — 1, vs. Carolina (12/10/23).

52 LB D'Marco Jackson												
Date	Opp.	GP	ST	Solo	Ast	Total	Sack/Yds	INT/Yds	PD	FF	FR	
9/8	CAR											Inactive
9/15	@DAL											Inactive
9/22	PHI											Inactive
9/29	@ATL	X		1	2	3	0.0	0.0	0	0	0	0
10/7	@KC	X		2	1	3	0.0	0.0	0	0	0	0
10/13	TB	X		0	0	0	0.0	0.0	0	0	0	0
10/17	DEN	X		0	0	0	0.0	0.0	0	0	0	0
10/27	@LAC	X		0	0	0	0.0	0.0	0	0	0	0
11/3	@CAR	X		0	0	0	0.0	0.0	0	0	0	0
2024 Season		6	0	3	3	6	0.0	0.0	0	0	0	0
Career Totals		23	0	4	6	10	0.0	0.0	0	0	0	0

80 Jermaine Jackson

Pos.: WR/RS **Ht.:** 5-7 **Wt.:** 170 **Exp.:** R **College:** Idaho



Regular Season Career GP/GS: (3/0); **2024:** (3/0)

2024 REVIEW: Signed to the practice squad, (10/1). **vs. Denver (10/17):** Signed to the active roster off the practice squad, (10/17). Handled the return duties in his NFL debut, returning one punt for 13 yards and had four kickoff returns for 100 yards. **at L.A. Chargers (10/27):** Handled the return duties, returning four punts for 30 yards and one kick for 22 yards. **at Carolina (11/3):** Saw his first NFL game action on offense and handled the return duties, rushing once for a one yard loss, returning one punt for seven yards and two kicks for 40 yards.

ADDITIONAL STATS: Rushes — (1 rush for -1 yards, 2024).

80 WR/RS Jermaine Jackson													
Date	Opp.	GP	ST	Punt Returns					Kickoff Returns				
				Ret	Yds	Avg.	Lg	TD	Ret	Yds	Avg.	Lg	TD
10/17	DEN	X		1	13	13.0	13	0	4	100	25.0	32	0
10/27	@LAC	X		4	30	7.5	18	0	1	22	22.0	22	0
11/3	@CAR	X		1	7	7.0	7	0	2	40	20.0	24	0
2024 Season		3	0	6	50	8.3	18	0	7	162	23.1	32	0
Career Totals		3	0	6	50	8.3	18	0	7	162	23.1	32	0

27 Shemar Jean-Charles

Pos.: CB **Ht.:** 5-10 **Wt.:** 184 **Exp.:** 4 **College:** Appalachian State



Regular Season Career GP/GS: (29/1); **2024:** (1/1)

2024 REVIEW: Signed to the practice squad, (10/22). Signed to the active roster (11/2). **at Carolina (11/3):** Made his first career start at RCB in place of the injured Kool-Aid McKinstry and recorded a career-high two tackles (one solo), one pass breakup and an interception, the first of his NFL career.



2024 MINI BIOS & STATS

ADDITIONAL STATS: Special Teams Tackles — (2021, 6), (2022, 3), (2023, 3); **Total: 12.**

CAREER HIGHS: Tackles — 2, at Carolina (11/3/24); **Solo Tackles** — 1 (4x), last at Carolina (11/3/24); **Interceptions** — 1, at Carolina (11/3/24); **Passes Defensed** — 1, at Carolina (11/3/24); **Special Teams Tackles** — 2, at Cleveland (10/15/23).

27 CB Shemar Jean-Charles													
Date	Opp.	GP	ST	Solo	Ast	Total	Sack/Yds	INT/Yds	PD	FF	FR		
11/3	@CAR	X	X	1	1	2	0.0	0.0	1	0	1	0	0
2024 Season		1	1	1	1	2	0.0	0.0	1	0	1	0	0
Saints Career		4	1	1	1	2	0.0	0.0	1	0	1	0	0
Career Totals		29	1	4	1	5	0.0	0.0	1	0	1	0	0

83 Juwan Johnson

Pos.: TE **Ht.:** 6-4 **Wt.:** 233 **Exp.:** 5 **College:** Oregon



Regular Season Career GP/GS: (59/32); **2024:** (9/3)

2024 REVIEW: vs. Carolina (9/8): Rotated in on offense and special teams, finishing with two receptions for 26 yards and a TD in the season opener. Johnson also got his hands on a punt in the fourth quarter, setting up a short field and a Jamaal Williams rushing TD early in the fourth quarter. **at Dallas (9/15):** Rotated in on offense and played on special teams. **vs. Philadelphia (9/22):** Rotated in on offense and played on special teams. **at Atlanta (9/29):** Rotated in on offense and played on special teams, catching two passes for 13 yards. **at Kansas City (10/7):** Made his first start of the 2024 season on offense and played on special teams, catching five passes for 31 yards. **vs. Tampa Bay (10/13):** Started and finished with three catches for 48 yards. **vs. Denver (10/17):** Rotated in on offense and had three catches for 18 yards. **at L.A. Chargers (10/27):** Started and finished with three catches for 48 yards. **at Carolina (11/3):** Rotated in on offense and played on special teams, finishing with two catches for 41 yards.

ADDITIONAL STATS: Special Teams Tackles — (2021, 1), (2022, 1); **Total: 2.**

CAREER HIGHS: Receptions — 8, at Tampa Bay (12/31/23); **Receiving Yards** — 90, at Tampa Bay (12/31/23); **Long Reception** — 41, vs. Baltimore (11/7/22); **TD Receptions** — 2 (3x), last vs. Atlanta (12/18/22); **Special Teams Tackles** — 1, at Carolina (9/25/22).

83 TE Juwan Johnson									
				Receiving					
Date	Opp.	GP	ST	Rec	Yds	Avg.	Lg	TD	
9/8	CAR	X		2	26	13.0	16t	1	
9/15	@DAL	X		0	0	0.0	0	0	
9/22	PHI	X		0	0	0.0	0	0	
9/29	@ATL	X		2	13	13.0	8	0	
10/7	@KC	X	X	5	31	6.2	11	0	
10/13	TB	X	X	3	48	16.0	27	0	
10/17	DEN	X		3	18	6.0	12	0	
10/27	@LAC	X	X	3	48	16.0	22	0	
11/3	@CAR	X		2	41	20.5	25	0	
2024 Season		9	3	20	225	11.3	27	1	
Career Totals		59	32	116	1,299	11.2	41t	16	

94 Cameron Jordan

Pos.: DE **Ht.:** 6-4 **Wt.:** 287 **Exp.:** 14 **College:** California



Regular Season Career GP/GS: (218/217); **2024:** (9/9)



2024 MINI BIOS & STATS

2024 REVIEW: vs. Carolina (9/8): Started at LDE in the season opener, finishing with one tackle. Jordan appeared in his 210th game on Sunday and is now tied for 32nd among defensive lineman with DE Elvin Bethea (Pro Football Hall of Fame Class of 2003). **at Dallas (9/15):** Started at LDE, recording one solo tackle and one pass breakup. Jordan played in his 211th career game on Sunday and is now tied with DL Trace Armstrong for 31st all-time in NFL history. **vs. Philadelphia (9/22):** Started at LDE. Jordan played in his 212th career game on Sunday and is now 31st all-time in NFL history in games played by a defensive lineman. **at Atlanta (9/29):** Started at LDE, recording one tackle. Jordan has now played in 213 career games, moving into a tie with Steve McMichael (Pro Football Hall of Fame Class of 2024) and Henry Thomas for 29th all-time for games played among NFL defensive linemen. **at Kansas City (10/7):** Started at LDE and finished with two tackles (one solo) and one QB hit. **vs. Tampa Bay (10/13):** Started at LDE, recording one tackle and one interception. Jordan's interception in the second quarter was his first since the 2017 season against the Detroit Lions and the third of his career. Jordan has now played in 215 games, surpassing with Vonnie Holliday and Domata Peko for 27th all-time among defensive linemen. **vs. Denver (10/17):** Started at LDE and finished three tackles (one solo). Jordan played in his 216th career game on Thursday night and moved into a tie for 25th all-time among NFL defensive lineman with Dave Butz. **at L.A. Chargers (10/27):** Started at LDE. Jordan played in his 217th career regular season game on Sunday and moved into sole possession of 25th all-time in games played among defensive linemen. **at Carolina (11/3):** Started at LDE and finished with one solo tackle. Jordan played in his 218th career game on Sunday and moved a tie for 22nd in games played among NFL defensive linemen with Pro Football Hall of Famers Dwight Freeney (Class of 2024) and Alan Page (Class of 1988) along with stalwart nose tackle Joe Nash.

ADDITIONAL STATS: Blocked Field Goals — (2015, 1); **Total: 1.**

CAREER HIGHS: Tackles — 13, vs. Washington (9/9/12); **Sacks** — 4, at Atlanta (11/28/19); **Tackles for Loss** — 4, at Atlanta (11/28/19); **Quarterback Hits** — 6, vs. Philadelphia (11/5/12); **Interceptions** — 1 (3x), last vs. Tampa Bay (10/13/24); **Long Interception Return** — 6, at Pittsburgh (11/30/14); **Interception Return TDs** — 1, vs. Detroit (10/15/17); **Passes Defensed** — 4, vs. N.Y. Jets (12/17/17); **Forced Fumbles** — 1 (15x), last at Philadelphia (1/1/23); **Fumble Recoveries** — 1 (11x), last at New England (10/8/23); **Blocked Field Goals** — 1, vs. Atlanta (1/3/16).

94 DE Cameron Jordan												
Date	Opp.	GP	ST	Solo	Ast	Total	Sack/Yds	INT/Yds	PD	FF	FR	
9/8	CAR	X	X	0	1	1	0.0	0.0	0	0	0	0
9/15	@DAL	X	X	1	0	1	0.0	0.0	0	0	1	0
9/22	PHI	X	X	0	0	0	0.0	0.0	0	0	0	0
9/29	@ATL	X	X	0	1	1	0.0	0.0	0	0	0	0
10/7	@KC	X	X	1	1	2	0.0	0.0	0	0	0	0
10/13	TB	X	X	0	1	1	0.0	0.0	1	0	1	0
10/17	DEN	X	X	1	2	3	0.0	0.0	0	0	0	0
10/27	@LAC	X	X	0	0	0	0.0	0.0	0	0	0	0
11/3	@CAR	X	X	1	0	1	0.0	0.0	0	0	0	0
2024 Season		9	9	4	6	10	0.0	0.0	1	0	2	0
Career Totals		218	217	483	303	786	117.5	779.5	3	6	65	11

41 Alvin Kamara

Pos.: RB **Ht.:** 5-10 **Wt.:** 215 **Exp.:** 8 **College:** Tennessee



Regular Season Career GP/GS: (110/79); **2024:** (9/9)

2024 REVIEW: vs. Carolina (9/8): Started, leading team in rushing with 15 rushes for 83 yards and a TD, also adding a team-high five catches for 27 yards as a receiver. Finished with 110 yards from scrimmage, the 50th time Kamara has recorded 100+ scrimmage yards in a contest. Kamara's five receptions brings his career total to 510, tying him with Warrick Dunn for 16th all-time in league history for running backs. He also extended his team-record in touchdowns with 79 total in his career, tying him for 71st all-time with former Saints RB Terry Allen, James Brooks, Harold Carmichael (Pro Football Hall of Fame Class of 2020) and Todd Gurley II. **at Dallas (9/15):** Started. Led team in offense, rushing 20 times for 115 yards with 3 TDs and caught two passes for 65 yards, including a 57-yard TD reception marked a new career-long. Marked the 12th time Kamara has had both a rushing and receiving score in a game, surpassing Hall of



2024 MINI BIOS & STATS

Famer Jim Brown and is now tied for third with Brian Westbrook and Lenny Moore for games with both a rushing and receiving score. With 115 yards on the ground, Kamara now has 6,027 career rushing yards, joining Mark Ingram II (6,500) and Deuce McAllister (6,096) as only the third Saint with over 6,000 career rushing yards. With his four touchdowns, Kamara became the only Saint to have multiple games with four or more touchdowns. **vs. Philadelphia (9/22):** Started and led team in rushing, finishing with 26 carries for 87 yards and had three catches for 40 yards. Kamara now has 6,114 career rushing yards and is now second in team history in rushing yards after surpassing McAllister. Kamara also has 515 career receptions, which is tied for 13th all-time among NFL running backs with Emmitt Smith (Pro Football Hall of Fame Class of 2010), and 4,351 career receiving yards, tied for 19th all-time in NFL records among running backs after surpassing Dunn. **at Atlanta (9/29):** Started and led team in rushing, finishing with 19 carries for 72 yards, one rushing TD and had seven receptions for 42 yards. Kamara now has 10,693 career scrimmage yards, surpassing WR Santana Moss for 99th all-time in NFL history. Now has 4,393 career receiving yards, moving past WR Devery Henderson into seventh place in Saints history. **at Kansas City (10/7):** Made his 75th career start on offense and led the team in rushing and receptions, finishing with 11 rushes for 26 yards and six receptions for 40 yards. Kamara now has 10,644 career scrimmage yards, currently surpassing WR A.J. Green for 97th all-time in NFL history. Six catches brought his career reception total to 526, surpassing WR Joe Horn (2000-06) for sole possession of fourth all-time in Saints history. **vs. Tampa Bay (10/13):** Started and led the team in rushing, finishing with 13 carries for 40 yards with a TD and caught five passes for 24 yards. Kamara extended his club-record in career rushing touchdowns to 60 total, now tied for 53rd all-time with Terrell Davis (Pro Football Hall of Fame Class of 2017), Ahman Green and Brandon Jacobs. Kamara also now has 533 career receptions, surpassing WR Eric Martin (1985-93) for third all-time in franchise history. **vs. Denver (10/17):** Started, finishing with seven carries for ten yards and had six catches for 14 yards. **at L.A. Chargers (10/27):** Started and led the team in rushing, finishing with ten carries for 67 yards and caught six passes for 55 yards. Kamara now has 6,334 career rushing yards, ranked 85th all-time in league record books, surpassing LeGarrette Blount and Pro Football HOF RB Floyd Little (Class of 2010). **at Carolina (11/3):** Started, rushing 29 times for 155 yards (tying a career-high) and caught a team-best six passes for 60 yards. Kamara's 215 yards from scrimmage was the highest total by an NFC player in 2024 and was the fifth-highest single game total in franchise history. Kamara's 215 scrimmage yards marked a new career-best and is the first time in his career to have over 200 scrimmage yards. Kamara now has 6,489 career rushing yards, surpassing Westbrook and Wendell Tyler for 84th all-time. Now has 551 career receptions, surpassing John L. Williams for 11th all-time among NFL RBs. Surpassed Pro Football Hall of Fame RB Marshall Faulk (Class of 2011) for the most receptions by a running back in his first eight seasons in NFL history. Kamara also now has 4,586 career receiving yards and surpassed Pro Football Hall of Fame RB Walter Payton (Class of 1993) for 17th place all-time among running backs.

ADDITIONAL STATS: Kickoff Returns for Touchdowns — (2017, 1); **Total: 1**; **Two-Point Conversions** — (2017, 1), (2018, 3), (2023, 3); **Total: 7**.

CAREER HIGHS: Receptions — 15, at Atlanta (9/23/18); **Receiving Yards** — 139, vs. Green Bay (9/27/20); **Long Reception** — 57t, at Dallas (9/15/24); **Receiving TDs** — 2 (2x), vs. Green Bay (9/27/20) and vs. Las Vegas (10/30/22); **Rushes** — 30, at Atlanta (1/9/22); **Rushing Yards** — 155 (2x), at Carolina (11/3/24) and vs. Minnesota (12/25/20); **Long Rush** — 74, at L.A. Rams (11/26/17); **Rushing TDs** — 6-Tied NFL Record, vs. Minnesota (12/25/20); **Total TDs** — 6 – Tied NFL Record, vs. Minnesota (12/25/20); **Yards From Scrimmage** — 215, at Carolina (11/3/24); **Punt Returns** — 3 (4x), last at Washington (10/10/21); **Punt Return Yards** — 32, at Tampa Bay (11/17/19); **Long Punt Return** — 27, at Tampa Bay (11/17/19); **Kickoff Returns** — 4, at Tampa Bay (12/31/17); **Kickoff Return Yards** — 155, at Tampa Bay (12/31/17); **Long Kickoff Return** — 106t, at Tampa Bay (12/31/17); **Total TDs** — 6-Tied NFL Record, vs. Minnesota (12/25/20).



2024 MINI BIOS & STATS

41 RB Alvin Kamara													
Date	Opp.	GP	ST	Rushing					Receiving				
				Att	Yds	Avg.	Lg	TD	Rec	Yds	Avg.	Lg	TD
9/8	CAR	X	X	15	83	5.5	17	1	5	27	5.4	18	0
9/15	@DAL	X	X	20	115	5.8	15	3	2	65	32.5	57t	1
9/22	PHI	X	X	26	87	3.3	16	0	3	40	13.3	27	0
9/29	@ATL	X	X	19	77	5.1	15	1	7	42	6.0	11	0
10/7	@KC	X	X	11	26	2.4	9	0	6	40	6.7	14	0
10/13	TB	X	X	13	40	3.1	7	1	5	24	4.8	8	0
10/17	DEN	X	X	7	10	1.4	6	0	6	14	3.0	6	0
10/27	@LAC	X	X	10	67	6.7	24	0	6	55	9.2	37	0
11/3	@CAR	X	X	29	155	5.3	20	0	6	60	10.0	20	0
2024 Season		9	9	150	660	4.4	24	6	46	367	8.0	57t	1
Career Totals		110	79	1,465	6,489	4.4	74	60	551	4,586	8.3	57t	24

23 Marshon Lattimore

Pos.: CB Ht.: 6-0 Wt.: 192 Exp.: 8 College: Ohio State



Regular Season Career GP/GS: (97/97); 2024: (7/7)

2024 REVIEW: vs. **Carolina (9/8):** Started at RCB, finishing with two solo tackles. Injured hamstring in third quarter. **at Dallas (9/15):** Inactive (hamstring/hip). vs. **Philadelphia (9/22):** Started at RCB, recording two tackles (one solo). **at Atlanta (9/29):** Started at RCB. Finished with five tackles (three solo) with a pass breakup. **at Kansas City (10/7):** Started at RCB. Recorded five tackles (four solo). vs. **Tampa Bay (10/13):** Started at RCB. Finished with ten tackles (six solo). vs. **Denver (10/17):** Started at RCB. Recorded four solo tackles. Suffered hamstring injury in third quarter and did not return. **at L.A. Chargers (10/27):** Started at RCB. Finished with two solo tackles and a pass breakup. Left in fourth quarter (hamstring). **at Carolina (11/3):** Inactive (hamstring). Traded to Washington Commanders with a fifth round pick in 2025 in exchange for a third round pick, a fourth round pick and a sixth round pick in 2025.

23 CB Marshon Lattimore													
Date	Opp.	GP	ST	Solo	Ast	Total	Sack/Yds	INT/Yds	PD	FF	FR		
9/8	CAR	X	X	2	0	2	0.0	0.0	0	0	0	0	0
9/15	@DAL	Inactive											
9/22	PHI	X	X	1	1	2	0.0	0.0	0	0	0	0	0
9/29	@ATL	X	X	3	2	5	0.0	0.0	0	0	1	0	0
10/7	@KC	X	X	4	1	5	0.0	0.0	0	0	0	0	0
10/13	TB	X	X	6	4	10	0.0	0.0	0	0	0	0	0
10/17	DEN	X	X	4	0	4	0.0	0.0	0	0	0	0	0
10/27	@LAC	X	X	2	0	2	0.0	0.0	0	0	1	0	0
11/3	@CAR	Inactive											
2024 Season		7	7	22	8	30	0.0	0.0	0	0	2	0	0
Career Totals		97	97	326	79	405	0.0	0.0	15	145	88	5	5

66 Shane Lemieux

Pos.: G/C Ht.: 6-4 Wt.: 310 Exp.: 5 College: Oregon



Regular Season Career GP/GS: (19/13); 2024: (1/1)

2024 REVIEW: **at Atlanta (9/29):** Signed off practice squad to active roster, (9/25). Started at C in place of injured Erik McCoy, Lemieux's first start as a Saint and his first start at C in NFL. Placed on Injured Reserve (ankle), (10/7).



2024 MINI BIOS & STATS

32 Tyrann Mathieu

Pos.: S Ht.: 5-9 Wt.: 190 Exp.: 12 College: LSU



Regular Season Career GP/GS: (172/163); 2024: (9/9)

2024 REVIEW: vs. **Carolina (9/8):** Started at FS, finishing with four solo tackles, a forced fumble and a fumble recovery. Mathieu's forced fumble and fumble recovery set up a 52-yard Blake Grupe field goal. **at Dallas (9/15):** Started at FS, recording three solo tackles, two pass breakups, and an interception. **vs. Philadelphia (9/22):** Started at FS and finished with seven solo tackles, including one stop for a loss, and an interception. Mathieu now has 35 career interceptions, surpassing Minnesota Vikings S Harrison Smith for the most among active players. After Week 3, Mathieu is the only defensive player in the NFL to record an interception, forced fumble and a fumble recovery. **at Atlanta (9/29):** Started at FS and recorded two tackles (one solo). Mathieu left the game in the fourth quarter with a groin injury and did not return. **at Kansas City (10/7):** Started at FS and finished with six tackles (two solo). **vs. Tampa Bay (10/13):** Started at FS and recorded one solo tackle. Left the game in the second quarter with a forearm injury and did not return. **vs. Denver (10/17):** Started at FS and finished with five tackles (three solo). Mathieu now has 800 career tackles. **at L.A. Chargers (10/27):** Started at FS and recorded five solo tackles. **at Carolina (11/3):** Started at FS and finished with two tackles (one solo).

ADDITIONAL STATS: Special Teams Tackles — (2013, 1), (2017, 4); **Total: 5.**

CAREER HIGHS: Tackles — 13, at San Francisco (11/29/15); **Solo Tackles** — 11 (2x), at San Francisco (11/29/15) and vs. San Francisco (10/1/17); **Sacks** — 1 (11x), last vs. Atlanta (12/18/22); **Tackles for Loss** — 3, vs. Baltimore (10/26/15); **Quarterback Hits** — 2, vs. Carolina (10/6/13); **Interceptions** — 2 (4x), last at Atlanta (11/26/23); **Interceptions Returned for Touchdowns** — 1 (4x), last at New England (10/8/23); **Passes Defensed** — 3 (5x), last at Baltimore (9/19/21); **Forced Fumbles** — 1 (6x), last vs. Carolina (9/8/24); **Fumble Recoveries** — 1 (8x), last vs. Carolina (9/8/24); **Special Teams Tackles** — 1 (5x), last at Seattle (12/31/17).

32 S Tyrann Mathieu												
Date	Opp.	GP	ST	Solo	Ast	Total	Sack/Yds	INT/Yds	PD	FF	FR	
9/8	CAR	X	X	4	0	4	0.0 0.0	0 0	0	1	1	
9/15	@DAL	X	X	3	0	3	0.0 0.0	1 0	2	0	0	
9/22	PHI	X	X	7	0	7	0.0 0.0	1 23	1	0	0	
9/29	@ATL	X	X	1	1	2	0.0 0.0	0 0	0	0	0	
10/7	@KC	X	X	2	4	6	0.0 0.0	0 0	0	0	0	
10/13	TB	X	X	1	0	1	0.0 0.0	0 0	0	0	0	
10/17	DEN	X	X	3	2	5	0.0 0.0	0 0	0	0	0	
10/27	@LAC	X	X	5	0	5	0.0 0.0	0 0	0	0	0	
11/3	@CAR	X	X	1	1	2	0.0 0.0	0 0	0	0	0	
2024 Season		9	9	27	8	35	0.0 0.0	2 23	3	1	1	
Saints Career		43	43	141	60	201	1.0 0.0	9 189	20	2	2	
Career Totals		172	163	661	146	807	11.0 78.0	35 524	102	6	8	

78 Erik McCoy

Pos.: C/G Ht.: 6-4 Wt.: 315 Exp.: 6 College: Texas A&M



Regular Season Career GP/GS: (77/77); 2024: (3/3)

2024 REVIEW: vs. **Carolina (9/8):** Made his 75th career start at C in the season opener. McCoy anchored the Saints offensive line to nine straight scoring drives to start the game, which tied a franchise record, marked the third time the Saints have done it in any game and was the first by the club in a season opener. **at Dallas (9/15):** Started at C. **vs. Philadelphia (9/22):** Started at C. Left the game in the first quarter with a groin injury and did not return. Placed on Injured Reserve (groin), (9/25).

61 Connor McGovern

Pos.: C Ht.: 6-4 Wt.: 306 Exp.: 8 College: Missouri





2024 MINI BIOS & STATS

Regular Season Career GP/GS: (107/95); **2024:** (5/4)

2024 REVIEW: **at Kansas City (10/7):** Signed off the New York Jets practice squad to the active roster, (10/4). Rotated in at C and played on special teams in his Saints debut. **vs. Tampa Bay (10/13):** Made his first start as a Saint at C. **vs. Denver (10/17):** Started at C. **at L.A. Chargers (10/27):** Started at C. **at Carolina (11/3):** Started at C.

14 Kool-Aid McKinstry

Pos.: CB **Ht.:** 5-11 **Wt.:** 199 **Exp.:** R **College:** Alabama



Regular Season Career GP/GS: (8/2); **2024:** (8/2)

2024 REVIEW: **vs. Carolina (9/8):** Made his NFL debut rotating in at CB in place of Marshon Lattimore and played on special teams, finishing with two tackles (one solo). **at Dallas (9/15):** Made his first career start at RCB in place of the injured Marshon Lattimore, finishing with five tackles (four solo), including one stop for a loss, and one pass breakup. **vs. Philadelphia (9/22):** Played on special teams. **at Atlanta (9/29):** Rotated in at NCB and played on special teams. **at Kansas City (10/7):** Rotated in at CB and played on special teams. **vs. Tampa Bay (10/13):** Rotated in at CB and played on special teams, finishing with three solo tackles and one pass breakup. **vs. Denver (10/17):** Rotated in at CB and played on special teams, recording three tackles (two solo). **at L.A. Chargers (10/27):** Started at LCB and played on special teams, finishing with four tackles (three solo), one pass breakup, and one coverage stop, the first of his career. **at Carolina (11/3):** Inactive (hamstring).

ADDITIONAL STATS: Special Teams Tackles — (2024, 1); **Total: 1.**

CAREER HIGHS: Tackles — 5, at Dallas (9/15/24); **Solo Tackles** — 3 (2x), at L.A. Chargers (10/27/24) and at Dallas (9/15/24); **Special Teams Tackles** — 1, at L.A. Chargers (10/27/24); **Passes Defensed** — 1 (3x), last at L.A. Chargers (10/27/24).

14 CB Kool-Aid McKinstry												
Date	Opp.	GP	ST	Solo	Ast	Total	Sack/Yds	INT/Yds	PD	FF	FR	
9/8	CAR	X		1	1	2	0.0	0.0	0	0	0	0
9/15	@DAL	X	X	3	2	5	0.0	0.0	0	0	1	0
9/22	PHI	X		0	0	0	0.0	0.0	0	0	0	0
9/29	@ATL	X		0	0	0	0.0	0.0	0	0	0	0
10/7	@KC	X		0	0	0	0.0	0.0	0	0	0	0
10/13	TB	X		3	0	3	0.0	0.0	0	0	1	0
10/17	DEN	X		3	2	5	0.0	0.0	0	0	0	0
10/27	@LAC	X	X	3	1	4	0.0	0.0	0	0	1	0
11/3	@CAR	Inactive										
2024 Season		8	2	13	6	19	0.0	0.0	0	0	3	0
Career Totals		8	2	13	6	19	0.0	0.0	0	0	3	0

16 Bub Means

Pos.: WR **Ht.:** 6-2 **Wt.:** 215 **Exp.:** R **College:** Pittsburgh



Regular Season Career GP/GS: (7/1); **2024:** (7/1)

2024 REVIEW: **vs. Carolina (9/8):** Rotated in on offense and played on special teams in his NFL debut. **at Dallas (9/15):** Rotated in on offense and played on special teams. **vs. Philadelphia (9/22):** Inactive. **at Atlanta (9/29):** Rotated in on offense and played on special teams. **at Kansas City (10/7):** Rotated in on offense and played on special teams. **vs. Tampa Bay (10/13):** Rotated in on offense and played on special teams, tying for the team-lead in catches with five for 45 yards and a TD, the first of his NFL career. Means' 10-yard TD reception from fellow rookie Spencer Rattler was the first time in franchise history a rookie QB connected with another rookie for the first score of their career. **vs.**



2024 MINI BIOS & STATS

Denver (10/17): Made his first career NFL start and played on special teams, finishing with three catches for 37 yards. **at L.A. Chargers (10/27):** Rotated in on offense and caught one pass for 36 yards, a new career-long. Means suffered an ankle injury late in the fourth quarter and did not return. Placed on Injured Reserve (ankle), (11/2).

CAREER HIGHS: Receptions — 5, vs. Tampa Bay (10/13/24); **Receiving Yards** — 45, vs. Tampa Bay (10/13/24); **Long Reception** — 36, at L.A. Chargers (10/27/24).

16 WR Bub Means									
				Receiving					
Date	Opp.	GP	ST	Rec	Yds	Avg.	Lg	TD	
9/8	CAR	X		0	0	0.0	0	0	
9/15	@DAL	X		0	0	0.0	0	0	
9/22	PHI	Inactive							
9/29	@ATL	X		0	0	0.0	0	0	
10/7	@KC	X		0	0	0.0	0	0	
10/13	TB	X		5	45	9.0	14	1	
10/17	DEN	X	X	3	37	12.3	14	0	
10/27	@LAC	X		1	36	36.0	36	0	
11/3	@CAR	Reserve/Injured							
2024 Season		7	1	9	118	13.1	36	1	
Career Totals		7	1	9	118	13.1	36	1	

25 Kendre Miller

Pos.: RB Ht.: 6-0 Wt.: 220 Exp.: 2 College: TCU



Regular Season Career GP/GS: (10/0); 2024: (2/0)

2024 REVIEW: Placed on Injured Reserve with a designation for return (hamstring), (8/27). **vs. Tampa Bay (10/13):** Inactive. **vs. Denver (10/17):** Rotated in on offense in his first game action of the 2024 season, leading the team in rushing with 36 yards on six carries and caught two passes for one yard. **at L.A. Chargers (10/27):** Rotated in on offense and played on special teams, finishing with three carries for 16 yards and had one kick return for 41 yards. Miller suffered a hamstring injury in the third quarter and did not return. Placed on Injured Reserve (hamstring), (11/2).

ADDITIONAL STATS: Kick Returns — 1 return for 41 yards in 2024.

CAREER HIGHS: Rushes — 13, vs. Atlanta (1/7/24); **Rushing Yards** — 73, vs. Atlanta (1/7/24); **Long Rush** — 18, vs. Atlanta (1/7/24); **Rushing Touchdowns** — 1, vs. Atlanta (1/7/24); **Receptions** — 4, at New England (10/8/23); **Receiving Yards** — 53, at New England (10/8/23); **Long Reception** — 33, at New England (10/8/23).

25 RB Kendre Miller													
				Rushing					Receiving				
Date	Opp.	GP	ST	Att	Yds	Avg.	Lg	TD	Rec	Yds	Avg.	Lg	TD
9/8	CAR	Reserve/Injured											
9/15	@DAL	Reserve/Injured											
9/22	PHI	Reserve/Injured											
9/29	@ATL	Reserve/Injured											
10/7	@KC	Reserve/Injured											
10/13	TB	Inactive											
10/17	DEN	X		6	36	6.0	16	0	2	1	0.5	6	0
10/27	@LAC	X		3	16	5.3	10	0	0	0	0.0	0	0
11/3	@CAR	Reserve/Injured											
2024 Season		2	0	9	52	5.8	16	0	2	1	0.5	6	0
Career Totals		10	0	41	156	3.8	18	1	10	117	11.7	33	0

33 Jordan Mims

Pos.: RB Ht.: 6-0 Wt.: 205 Exp.: 1 College: Fresno State





2024 MINI BIOS & STATS

Regular Season Career GP/GS: (9/0); **2024:** (7/0)

2024 REVIEW: vs. Carolina (9/8): Rotated in at RB and played on special teams in the season opener. Recorded his first career rushing statistics, finishing with 11 yards on four attempts. **at Dallas (9/15):** Played on special teams. **vs. Philadelphia (9/22):** Played on special teams and had one offensive snap. Recorded one coverage tackle. **at Atlanta (9/29):** Played on special teams. **at Kansas City (10/7):** Played on special teams. **vs. Tampa Bay (10/13):** Rotated in on offense and played on special teams, rushing one time for five yards and caught two passes for 13 yards. Mims' two receptions in the fourth quarter were the first of his career. **vs. Denver (10/17):** Inactive. Waived, (10/26). Re-signed to the practice squad, (10/29). Signed to the active roster, (11/3). **at Carolina (11/3):** Rotated in on offense and played on special teams, finishing with five carries for 13 yards and one reception for 25 yards.

ADDITIONAL STATS: Special Teams Tackles — (2023, 1), (2024, 1); **Total: 2.**

CAREER HIGHS: Rushes — 5, at Carolina (11/3/24); **Rushing Yards** — 13, at Carolina (11/3/24); **Long Rush** — 6, at Carolina (11/3/24); **Receptions** — 2, vs. Tampa Bay (10/13/24); **Receiving Yards** — 25, at Carolina (11/3/24); **Long Reception** — 25, at Carolina (11/3/24).

33 RB Jordan Mims													
				Rushing					Receiving				
Date	Opp.	GP	ST	Att	Yds	Avg.	Lg	TD	Rec	Yds	Avg.	Lg	TD
9/8	CAR	X		4	11	2.8	5	0	0	0	0.0	0	0
9/15	@DAL	X		0	0	0.0	0	0	0	0	0.0	0	0
9/22	PHI	X		0	0	0.0	0	0	0	0	0.0	0	0
9/29	@ATL	X		0	0	0.0	0	0	0	0	0.0	0	0
10/7	@KC	X		0	0	0.0	0	0	0	0	0.0	0	0
10/13	TB	X		1	5	5.0	5	0	2	13	6.5	10	0
10/17	DEN			Inactive									
11/3	@CAR	X		5	13	2.6	6	0	1	25	25.0	25	0
2024 Season		7	0	10	29	2.9	6	0	3	38	12.7	25	0
Career Totals		9	0	10	29	2.9	6	0	3	38	12.7	25	0

87 Foster Moreau

Pos.: TE **Ht.:** 6-4 **Wt.:** 250 **Exp.:** 6 **College:** LSU



Regular Season Career GP/GS: (85/53); **2024:** (9/9)

2024 REVIEW: vs. Carolina (9/8): Started, finishing with four receptions for 43 yards and a touchdown, his second TD as a Saint. **at Dallas (9/15):** Started and saw action on special teams. **vs. Philadelphia (9/22):** Started and saw action on special teams, catching one pass for two yards. **at Atlanta (9/29):** Started and played on special teams. **at Kansas City (10/7):** Started and played on special teams, catching two passes for 13 yards and a touchdown. Moreau's touchdown reception was QB Derek Carr's 250th career touchdown pass and his second touchdown reception of the season. **vs. Tampa Bay (10/13):** Started and played on special teams, catching two passes for a team-high 54 yards, including a 41-yard reception, the longest catch of Moreau's tenure with the Black and Gold. **vs. Denver (10/17):** Started and played on special teams, finishing with two catches for 38 yards. **at L.A. Chargers (10/27):** Started and played on special teams. **at Carolina (11/3):** Started and played on special teams, catching one pass for a 17-yard touchdown. Moreau is now tied for the team lead with three touchdown passes on the season.

ADDITIONAL STATS: Special Teams Tackles — (2019, 3), (2020, 2), (2021, 2); **Total: 7.**

CAREER HIGHS: Receptions — 7, at Cleveland (12/20/21); **Receiving Yards** — 67, vs. Denver (12/26/21); **Long Reception** — 47t, vs. Indianapolis (12/13/20); **Receiving TDs** — 1 (16x), last at Carolina (11/3/24).



2024 MINI BIOS & STATS

87 TE Foster Moreau								
Date	Opp.	GP	ST	Receiving				
				Rec	Yds	Avg.	Lg	TD
9/8	CAR	X	X	4	43	10.8	22	1
9/15	@DAL	X	X	0	0	0.0	0	0
9/22	PHI	X	X	1	2	2.0	2	0
9/29	@ATL	X	X	0	0	0.0	0	0
10/7	@KC	X	X	2	13	6.5	7	1
10/13	TB	X	X	2	54	27.0	41	0
10/17	DEN	X	X	2	38	19.0	32	0
10/27	@LAC	X	X	0	0	0.0	0	0
11/3	@CAR	X	X	1	17	17.0	17t	1
2024 Season		9	9	12	167	13.9	41	3
Saints Career		24	19	33	360	10.9	41	4
Career Totals		85	53	124	1,467	11.8	47t	16

12 Chris Olave

Pos.: WR Ht.: 6-0 Wt.: 187 Exp.: 3 College: Ohio State



Regular Season Career GP/GS: (39/28); 2024: (8/8)

2024 REVIEW: vs. Carolina (9/8): Started, finishing with two catches for 11 yards. **at Dallas (9/15):** Started, caught four passes for 81 yards and rushed one time for seven yards. **vs. Philadelphia (9/22):** Started and led the team in receiving, finishing with six catches for 86 yards and a TD. Olave's TD catch in the fourth quarter was the tenth of his NFL career and his first in the 2024 campaign. **at Atlanta (9/29):** Started and led the team in receiving for the second straight week, finishing with eight receptions for 87 yards. **at Kansas City (10/7):** Made his 25th career NFL start and caught two passes for ten yards. **vs. Tampa Bay (10/13):** Started and caught one pass for five yards. On his lone reception during the opening possession, Olave suffered a concussion and did not return. **vs. Denver (10/17):** Inactive (concussion). **at L.A. Chargers (10/27):** Started and led the team in receiving, finishing with eight receptions for a season-high 107 yards. Olave's performance on Sunday was the first time this season a Saint finished with 100+ receiving yards and the tenth time he has done so in his career. **at Carolina (11/3):** Started and caught one pass for 13 yards. Olave suffered a concussion in the first quarter and did not return.

ADDITIONAL STATS: Rushing Yards — (2024, 7); **Total: 7; Two-Point Conversions** — (2022, 1), (2023, 1); **Total: 2.**

CAREER HIGHS: Receptions — 9 (2x), last at L.A. Rams (12/21/23); **Receiving Yards** — 147, at Carolina (9/25/22); **Long Reception** — 53, vs. L.A. Rams (11/20/22); **Receiving TDs** — 1 (10x), last vs. Philadelphia (9/22/24); **Rushing Yards** — 7, at Dallas (9/15/24).

12 WR Chris Olave								
Date	Opp.	GP	ST	Receiving				
				Rec	Yds	Avg.	Lg	TD
9/8	CAR	X	X	2	11	5.5	17	0
9/15	@DAL	X	X	4	81	20.3	39	0
9/22	PHI	X	X	6	86	14.3	29	1
9/29	@ATL	X	X	8	87	10.9	18	0
10/7	@KC	X	X	2	10	5.0	6	0
10/13	TB	X	X	1	5	5.0	5	0
10/17	DEN	Inactive						
10/27	@LAC	X	X	8	107	13.4	28	0
11/3	@CAR	X	X	1	13	13.0	13	0
2024 Season		8	8	32	400	12.5	39	1
Career Totals		39	28	191	2,565	13.4	53t	10

58 Anfernee Orji

Pos.: LB Ht.: 6-2 Wt.: 230 Exp.: 1 College: Vanderbilt





2024 MINI BIOS & STATS

Regular Season Career GP/GS: (9/1); **2024:** (9/1)

2024 REVIEW: vs. **Carolina (9/8):** Rotated in at WLB and played on special teams in his NFL debut, finishing with one defensive tackle and five coverage stops. **at Dallas (9/15):** Rotated in at WLB and played on special teams, recording one coverage tackle. **vs. Philadelphia (9/22):** Rotated in at WLB and played on special teams, finishing with one coverage tackle. **at Atlanta (9/29):** Rotated in at WLB and played on special teams, recording two coverage tackles. **at Kansas City (10/7):** Made his first career NFL start at WLB and played on special teams, finishing with ten tackles (seven solo). **vs. Tampa Bay (10/13):** Rotated in at WLB and played on special teams, recording one coverage tackle. **vs. Denver (10/17):** Rotated in at WLB and played on special teams, finishing with four tackles (two solo), including two stops for a loss. **at L.A. Chargers (10/27):** Played on special teams. **at Carolina (11/3):** Played on special teams and finished with one coverage tackle.

ADDITIONAL STATS: Special Teams Tackles — (2024, 11); **Total: 11.**

CAREER HIGHS: Tackles — 10, at Kansas City (10/7/24); **Solo Tackles** — 7, at Kansas City (10/7/24); **Tackles for Loss** — 2, vs. Denver (10/17/24); **Special Teams Tackles** — 5, vs. Carolina (9/8/24).

58 LB Anfernee Orji												
Date	Opp.	GP	ST	Solo	Ast	Total	Sack/Yds	INT/Yds	PD	FF	FR	
9/8	CAR	X		0	1	1	0.0	0.0	0	0	0	0
9/15	@DAL	X		0	0	0	0.0	0.0	0	0	0	0
9/22	PHI	X		0	0	0	0.0	0.0	0	0	0	0
9/29	@ATL	X		0	0	0	0.0	0.0	0	0	0	0
10/7	@KC	X	X	7	3	10	0.0	0.0	0	0	0	0
10/13	TB	X		0	0	0	0.0	0.0	0	0	0	0
10/17	DEN	X		2	2	4	0.0	0.0	0	0	0	0
10/27	@LAC	X		0	0	0	0.0	0.0	0	0	0	0
11/3	@CAR	X		0	0	0	0.0	0.0	0	0	0	0
2024 Season		9	1	9	6	15	0.0	0.0	0	0	0	0
Career Totals		9	1	9	6	15	0.0	0.0	0	0	0	0

62 Lucas Patrick

Pos.: OL **Ht.:** 6-3 **Wt.:** 313 **Exp.:** 8 **College:** Duke



Regular Season Career GP/GS: (104/61); **2024:** (8/7)

2024 REVIEW: vs. **Carolina (9/8):** Started his first game with the Black and Gold at LG. Left the game in the second quarter with a toe injury and did not return. **at Dallas (9/15):** Started at LG and led the effort by New Orleans' offensive line to produce 190 rushing yards and four touchdowns. **vs. Philadelphia (9/22):** Started at LG and moved to C in the first quarter, filling in for the injured Erik McCoy. **at Atlanta (9/29):** Started at LG in his 100th career NFL appearance. **at Kansas City (10/7):** Started at C and shifted over to LG in the third quarter. **vs. Tampa Bay (10/13):** Inactive (chest). **vs. Denver (10/17):** Played on special teams. **at L.A. Chargers (10/27):** Started at LG. **at Carolina (11/3):** Started at LG. Suffered a calf injury in the third quarter and did not return.

36 Rico Payton

Pos.: CB **Ht.:** 6-0 **Wt.:** 182 **Exp.:** R **College:** Pittsburg State



Regular Season Career GP/GS: (8/0); **2024:** (8/0)

2024 REVIEW: vs. **Carolina (9/8):** Rotated in at CB and played on special teams in his NFL debut, finishing with one pass breakup. **at Dallas (9/15):** Played on special teams. **vs. Philadelphia (9/22):** Played on special teams and recorded one coverage tackle, the first of his career. **at Atlanta (9/29):** Played on special teams. **at Kansas City (10/7):** Played on special teams and finished with one coverage stop. **vs. Tampa Bay (10/13):** Played on special teams and recorded one coverage tackle. **vs. Denver (10/17):** Played on special teams and finished with one coverage tackle.



2024 MINI BIOS & STATS

at **L.A. Chargers (10/27)**: Played on special teams and recorded two tackles. Suffered a back injury in the fourth quarter and did not return. at **Carolina (11/3)**: Inactive (back).

ADDITIONAL STATS: Special Teams Tackles — (2024, 6); **Total: 6.**

CAREER HIGHS: Special Teams Tackles — 2, at L.A. Chargers (10/27/24); **Passes Defensed** — 1, vs. Carolina (9/8/24).

36 CB Rico Payton													
Date	Opp.	GP	ST	Solo	Ast	Total	Sack/Yds	INT/Yds	PD	FF	FR		
9/8	CAR	X		0	0	0	0.0	0.0	0	0	1	0	0
9/15	@DAL	X		0	0	0	0.0	0.0	0	0	0	0	0
9/22	PHI	X		0	0	0	0.0	0.0	0	0	0	0	0
9/29	@ATL	X		0	0	0	0.0	0.0	0	0	0	0	0
10/7	@KC	X		0	0	0	0.0	0.0	0	0	0	0	0
10/13	TB	X		0	0	0	0.0	0.0	0	0	0	0	0
10/17	DEN	X		0	0	0	0.0	0.0	0	0	0	0	0
10/27	@LAC	X		0	0	0	0.0	0.0	0	0	0	0	0
11/3	@CAR	Inactive											
2024 Season		8	0	0	0	0	0.0	0.0	0	0	1	0	0
Career Totals		8	0	0	0	0	0.0	0.0	0	0	1	0	0

70 Trevor Penning

Pos.: T **Ht.:** 6-7 **Wt.:** 325 **Exp.:** 3 **College:** Northern Iowa



Regular Season Career GP/GS: (32/15); **2024:** (9/9)

2024 REVIEW: vs. Carolina (9/8): Started at RT for the first time in his Saints career in the season opener. at **Dallas (9/15):** Started at RT in his 25th career NFL game, and helped lead New Orleans' offensive line to produce 190 rushing yards and four touchdowns. vs. **Philadelphia (9/22):** Started at RT. at **Atlanta (9/29):** Started at RT. at **Kansas City (10/7):** Started at RT. vs. **Tampa Bay (10/13):** Started at RT. vs. **Denver (10/17):** Started at RT. at **L.A. Chargers (10/27):** Started at RT. at **Carolina (11/3):** Started at RT.

46 Adam Prentice

Pos.: FB **Ht.:** 6-0 **Wt.:** 245 **Exp.:** 4 **College:** South Carolina



Regular Season Career GP/GS: (40/8); **2024:** (9/2)

2024 REVIEW: vs. Carolina (9/8): Rotated in on offense and played on special teams. at **Dallas (9/15):** Rotated in on offense and played on special teams. vs. **Philadelphia (9/22):** Made his first start of the 2024 season on offense and played on special teams. at **Atlanta (9/29):** Rotated in on offense and played on special teams, finishing with one coverage tackle, his first of the season and tenth of his career. at **Kansas City (10/7):** Rotated in on offense and played on special teams, recording one coverage tackle. vs. **Tampa Bay (10/13):** Rotated in on offense and played on special teams. vs. **Denver (10/17):** Started and played on special teams, finishing with one coverage tackle. at **L.A. Chargers (10/27):** Rotated in on offense and played on special teams. at **Carolina (11/3):** Rotated in on offense and played on special teams, finishing with one coverage tackle.

ADDITIONAL STATS: Special Teams Tackles — (2021, 1); (2022, 3) (2023, 5), (2024, 4); **Total: 13.**

CAREER HIGHS: Receptions — 1, (8x) last at Tampa Bay (12/31/23); **Receiving Yards** — 10, vs. Buffalo (11/25/21); **Long Reception** — 10, vs. Buffalo (11/25/21); **Rushes** — 2, at Cleveland (12/24/22); **Rushing Yards** — 7, at Tampa Bay (12/31/23); **Long Rush** — 7, vs. Tampa Bay (12/31/23); **Yards From Scrimmage** — 14, at Tampa Bay (12/31/23).



2024 MINI BIOS & STATS

46 RB Adam Prentice													
Date	Opp.	GP	ST	Rushing					Receiving				
				Att	Yds	Avg.	Lg	TD	Rec	Yds	Avg.	Lg	TD
9/8	CAR	X		0	0	0.0	0	0	0	0	0.0	0	0
9/15	@DAL	X		0	0	0.0	0	0	0	0	0.0	0	0
9/22	PHI	X	X	0	0	0.0	0	0	0	0	0.0	0	0
9/29	@ATL	X		0	0	0.0	0	0	0	0	0.0	0	0
10/7	@KC	X		0	0	0.0	0	0	0	0	0.0	0	0
10/13	TB	X		0	0	0.0	0	0	0	0	0.0	0	0
10/17	DEN	X	X	0	0	0.0	0	0	0	0	0.0	0	0
10/27	@LAC	X		0	0	0.0	0	0	0	0	0.0	0	0
11/3	@CAR	X		0	0	0.0	0	0	0	0	0.0	0	0
2024 Season		9	2	0	0	0.0	0	0	0	0	0.0	0	0
Career Totals		40	8	9	26	2.9	7	0	8	37	4.6	10	0

18 Spencer Rattler

Pos.: QB Ht.: 6-0 Wt.: 211 Exp.: R College: South Carolina



Regular Season Career GP/GS: (3/3); 2024: (3/3)

2024 REVIEW: vs. **Carolina (9/8):** Inactive (designated as QB3). at **Dallas (9/15):** Inactive (designated as QB3). vs. **Philadelphia (9/22):** Inactive (designated as QB3). at **Atlanta (9/29):** Inactive (designated as QB3). at **Kansas City (10/7):** Inactive (designated as QB3). vs. **Tampa Bay (10/13):** Made his first career NFL start and finished 22-of-40 passing (55.0%) for 243 yards with a TD, two INTs, and a 60.7 QBR with 27 rushing yards on four attempts. Rattler's first TD pass was to fellow rookie WR Bub Means, which marked the first time that a rookie Saints quarterback connected with another rookie for their first score. vs. **Denver (10/17):** Made the first prime time start of his career on Thursday Night Football and finished 25-of-35 passing (71.4%) for 172 yards with an 82.1 QBR and also rushed five times for 34 yards. at **L.A. Chargers (10/27):** Started on the road for the first time in his NFL career and finished 12-of-24 passing (50.0%) for 156 yards with a 70.8 QBR. at **Carolina (11/3):** Inactive (designated as QB3).

18 QB Spencer Rattler																
Date	Opp.	GP	ST	Passing							Rushing					
				Comp	Att	Pct.	Yards	TD	INT	Lg	Rating	Att	Yds	Avg.	Lg	TD
9/8	CAR															
9/15	@DAL															
9/22	PHI															
9/29	@ATL															
10/7	@KC															
10/13	TB	X	X	22	40	55.0%	243	1	2	41	60.7	4	27	6.8	16	0
10/17	DEN	X	X	25	35	71.4%	172	0	0	32	82.1	5	34	6.8	28	0
10/27	@LAC	X	X	12	24	50.0%	156	0	0	37	70.8	0	0	0	0	0
11/3	@CAR															
2024 Season		3	3	59	99	59.6%	571	1	2	41	70.7	9	61	6.8	28	0
Career Totals		3	3	59	99	59.6%	571	1	2	41	70.7	9	61	6.8	28	0

69 Chris Reed

Pos.: G Ht.: 6-3 Wt.: 314 Exp.: 8 College: Minnesota State-Manako



Regular Season Career GP/GS: (1/0); 2024: (1/0)

2024 REVIEW: Signed to the practice squad, (9/25). vs. **Tampa Bay (10/13):** Gameday elevation from the practice squad. Played on special teams. Practice squad contract terminated, (10/22).

95 John Ridgeway III

Pos.: DT Ht.: 6-5 Wt.: 321 Exp.: 3 College: Arkansas





2024 MINI BIOS & STATS

Regular Season Career GP/GS: (38/6); **2024:** (6/0)

2024 REVIEW: vs. **Carolina (9/8):** Inactive. at **Dallas (9/15):** Rotated in at DT in his debut with the Black and Gold. vs. **Philadelphia (9/22):** Rotated in at DT, finishing with one tackle, his first as a Saint. at **Atlanta (9/29):** Inactive. at **Kansas City (10/7):** Rotated in at DT and finished with two tackles. vs. **Tampa Bay (10/13):** Rotated in at DT and recorded two tackles (one solo). vs. **Denver (10/17):** Rotated in at DT and finished with one solo tackle. at **L.A. Chargers (10/27):** Rotated in at DT and recorded two solo tackles. at **Carolina (11/3):** Inactive.

CAREER-HIGHS: **Tackles** — 6, at N.Y. Giants (10/22/23); **Solo Tackles** — 3 (3x), last at New England (11/5/23); **Passes Defensed** — 1 (2x), last at Atlanta (10/15/23); **Forced Fumbles** — 1, last at Philadelphia (9/25/22).

95 DT John Ridgeway III												
Date	Opp.	GP	ST	Solo	Ast	Total	Sack/Yds	INT/Yds	PD	FF	FR	
9/8	CAR											Inactive
9/15	@DAL	X		0	0	0	0.0	0.0	0	0	0	0
9/22	PHI	X		0	1	1	0.0	0.0	0	0	0	0
9/29	@ATL											Inactive
10/7	@KC	X		0	2	2	0.0	0.0	0	0	0	0
10/13	TB	X		1	1	2	0.0	0.0	0	0	0	0
10/17	DEN	X		1	0	1	0.0	0.0	0	0	0	0
10/27	@LAC	X		2	0	2	0.0	0.0	0	0	0	0
11/3	@CAR											Inactive
2024 Season		6	0	4	4	8	0.0	0.0	0	0	0	0
Saints Career		6	0	4	4	8	0.0	0.0	0	0	0	0
Career Totals		38	6	29	34	63	0.0	0.0	0	0	2	1

51 Cesar Ruiz

Pos.: C/G **Ht.:** 6-4 **Wt.:** 316 **Exp.:** 5 **College:** Michigan



Regular Season Career GP/GS: (66/60); **2024:** (5/5)

2024 REVIEW: vs. **Carolina (9/8):** Started at RG. Helped lead the Saints offensive line to nine straight scoring drives to start the game, which tied a franchise record, marked the third time the Saints have done it in any game and was the first by the club in a season opener. at **Dallas (9/15):** Started at RG. vs. **Philadelphia (9/22):** Started at RG. at **Atlanta (9/29):** Inactive (knee). at **Kansas City (10/7):** Inactive (knee). vs. **Tampa Bay (10/13):** Inactive (knee). vs. **Denver (10/17):** Inactive (knee). at **L.A. Chargers (10/27):** Started at RG in his first game back from injury. at **Carolina (11/3):** Started at RG.

64 Nick Saldiveri

Pos.: OL **Ht.:** 6-6 **Wt.:** 316 **Exp.:** 2 **College:** Old Dominion



Regular Season Career GP/GS: (12/3); **2024:** (8/3)

2024 REVIEW: vs. **Carolina (9/8):** Played on special teams. at **Dallas (9/15):** Rotated in at LG in the fourth quarter and played on special teams. vs. **Philadelphia (9/22):** Played on special teams and filled in at LG in the third quarter after Cesar Ruiz left the game for one possession. at **Atlanta (9/29):** Played on special teams. at **Kansas City (10/7):** Made his first career NFL start at LG. vs. **Tampa Bay (10/13):** Started at LG. vs. **Denver (10/17):** Started at LG. Suffered a shoulder injury in the third quarter and did not return. at **L.A. Chargers (10/27):** Inactive (shoulder). at **Carolina (11/3):** Rotated in at LG in the second half for the injured Lucas Patrick and played on special teams.

50 Khalen Saunders

Pos.: DT **Ht.:** 6-0 **Wt.:** 324 **Exp.:** 6 **College:** Western Illinois





2024 MINI BIOS & STATS

Regular Season Career GP/GS: (60/24); **2024:** (5/2)

2024 REVIEW: **vs. Carolina (9/8):** Inactive (calf). **at Dallas (9/15):** Inactive (calf). **vs. Philadelphia (9/22):** Inactive (calf). **at Atlanta (9/29):** Rotated in on defense in his season debut and recorded one tackle. **at Kansas City (10/7):** Made his first start of the 2024 season on defense and finished with seven tackles (two solo), his most as a Saint, and had his first career interception. Saunders' interception was the first by a Saints defensive lineman since DT Malcolm Roach did so against Carolina (9/19/21). **vs. Tampa Bay (10/13):** Rotated in on defense and finished with two solo tackles. **vs. Denver (10/17):** Inactive (back). **at L.A. Chargers (10/27):** Rotated in on defense and recorded four tackles (three solo) with a sack, his first as a Saint. **at Carolina (11/3):** Started and finished with one solo tackle.

CAREER-HIGHS: **Tackles** — 8, at Indianapolis (9/5/22); **Solo Tackles** — 3 (5x), last at Houston (10/15/23); **Sacks** — 1 (5x), last at L.A. Chargers (10/27/24); **Tackles for Loss** — 1 (5x), last at L.A. Chargers (10/27/24); **Quarterback Hits** — 2, at Indianapolis (9/25/22); **Interceptions** — 1, at Kansas City (10/7/24); **Passes Defensed** — 1 (4x), last at Kansas City (10/7/24).

50 DT Khalen Saunders												
Date	Opp.	GP	ST	Solo	Ast	Total	Sack/Yds	INT/Yds	PD	FF	FR	
9/8	CAR											Inactive
9/15	@DAL											Inactive
9/22	PHI											Inactive
9/29	@ATL	X		0	1	1	0.0	0.0	0	0	0	0
10/7	@KC	X	X	2	5	7	0.0	0.0	1	37	0	0
10/13	TB	X		2	0	2	0.0	0.0	0	0	0	0
10/17	DEN											Inactive
10/27	@LAC	X		3	1	4	1.0	10.0	0	0	0	0
11/3	@CAR	X	X	1	0	1	0.0	0.0	0	0	0	0
2024 Season		5	2	8	7	15	1.0	10.0	1	37	0	0
Saints Career		22	19	32	40	72	1.0	10.0	1	37	1	0
Career Totals		60	24	72	81	153	5.5	32.5	1	37	3	0

22 Rashid Shaheed

Pos.: WR/RS **Ht.:** 6-0 **Wt.:** 180 **Exp.:** 3 **College:** Weber State



Regular Season Career GP/GS: (33/19); **2024:** (6/5)

2024 REVIEW: **vs. Carolina (9/8):** Started and handled the return duties, finishing with a team-high 73 receiving yards on three catches, including a 59-yard touchdown reception that marked the longest play of the game. Including 60 punt return yards, sparked by a 47-yard runback and a 33-yard kickoff return, Shaheed finished with 163 all-purpose yards to open the season. **at Dallas (9/15):** Started and handled the return duties, leading the team in receiving with 96 yards on four catches, including a career-long 70-yard touchdown reception in the first quarter, and rushed three times for 13 yards. **vs. Philadelphia (9/22):** Started and handled the return duties. **at Atlanta (9/29):** Started and handled the return duties, finishing with a career-high eight catches for 83 yards, two rushes for 14 yards, two punt returns for 17 yards, and three kickoff returns for 75 yards. Shaheed now has 609 career punt return yards, surpassing Eric Guliford for ninth place in Saints history. **at Kansas City (10/7):** Rotated in on offense and handled the return duties, finishing with four catches for a team-high 86 yards and a touchdown, also adding one punt return for ten yards and one kick return for a career-long 38 yards. Shaheed's second quarter touchdown catch from 43 yards out was his ninth of 40+ yards, good for second best in the NFL. Shaheed also now has 619 career punt return yards, surpassing Rich Mauti to move into eighth place in Saints history. **vs. Tampa Bay (10/13):** Started and handled the return duties, catching one pass for 11 yards, rushing one time for two yards, returned one kick for 25 yards and returned two punts for 56 yards, including one 54 yard return for a touchdown. Shaheed became only the third Saint with multiple career punts returned for a touchdown, joining Reggie Bush (four) and Tyrone Hughes (two). Shaheed now has 665 career punt return yards, surpassing Mel Gray and Darren Sproles to move into sixth all-time in franchise history. Placed on Injured Reserve with a season-ending knee injury, (10/17).



2024 MINI BIOS & STATS

ADDITIONAL STATS: Punt Returns TDs — (2023, 1), (2024, 1); **Total: 2.**

CAREER HIGHS: Receptions — 8, at Atlanta (9/29/24); **Receiving Yards** — 153, at Indianapolis (10/29/23); **Long Reception** — 70t, at Dallas (9/15/24); **Receiving TDs** — 1 (7x), last at Dallas (9/15/24); **Rushing Attempts** — 3, at Dallas (9/15/24), **Rushing Yards** — 44, vs. Cincinnati (10/16/22); **Punt Returns** — 4 (2x), last at Indianapolis (10/29/23); **Punt Return Yards** — 76, at Green Bay (9/24/23); **Long Punt Return** — 76t, at Green Bay (9/24/23); **Kickoff Returns** — 5, vs. Tennessee (9/10/23); **Kickoff Return Yards** — 110, vs. Tennessee (9/10/23); **Long Kickoff Return** — 38, at Kansas City (10/7/24); **All-Purpose Yards (Rushing, Receiving, Kickoff Return, Punt Return)** — 216, vs. Tennessee (9/10/23).

22 WR/RS Rashid Shaheed																							
				Rushing					Receiving					Punt Returns					Kickoff Returns				
Date	Opp.	GP	ST	Att	Yds	Avg.	Lg	TD	Rec	Yds	Avg.	Lg	TD	Ret	Yds	Avg.	Lg	TD	Ret	Yds	Avg.	Lg	TD
9/8	CAR	X	X	0	0	0.0	0	0	3	73	24.3	59t	1	3	60	20.0	47	0	1	33	33.0	33	0
9/15	@DAL	X	X	3	13	4.3	7	0	4	96	24.0	70t	1	0	0	0.0	0	0	0	0	0.0	0	0
9/22	PHI	X	X	0	0	0.0	0	0	0	0	0.0	0	0	0	0	0.0	0	0	0	0	0.0	0	0
9/29	@ATL	X	X	2	14	7.0	13	0	8	83	10.4	25	0	2	17	8.5	17	0	3	75	25.0	33	0
10/7	@KC	X		0	0	0.0	0	0	4	86	21.5	43t	1	1	10	10.0	10	0	1	38	38.0	38	0
10/13	TB	X	X	1	2	2.0	2	0	1	11	11.0	11	0	2	56	28.0	54t	1	1	25	25.0	25	0
10/17	DEN	Reserve/Injured																					
10/27	@LAC	Reserve/Injured																					
11/3	@CAR	Reserve/Injured																					
2024 Season		6	5	6	29	4.8	13	0	20	349	17.5	70t	3	8	143	17.9	47	1	6	171	28.5	38	0
Career Totals		33	19	17	123	7.2	44t	1	94	1,556	16.6	70t	10	53	675	12.7	76t	2	38	875	23.0	38	0

93 Nathan Shepherd

Pos.: DT **Ht.:** 6-4 **Wt.:** 315 **Exp.:** 7 **College:** Fort Hayes State



Regular Season Career GP/GS: (99/38); **2024:** (9/9)

2024 REVIEW: vs. Carolina (9/8): Started, finishing with four tackles (three solo), including one stop for a loss. **at Dallas (9/15):** Started and recorded three tackles (one solo). **vs. Philadelphia (9/22):** Started and finished with three tackles (two solo). **at Atlanta (9/29):** Started and played on special teams, recording one tackle and one QB hit. **at Kansas City (10/7):** Started and finished with three tackles (one solo). **vs. Tampa Bay (10/13):** Started and recorded three tackles (two solo), including one stop for a loss. **vs. Denver (10/17):** Started and finished with one tackle. **at L.A. Chargers (10/27):** Made his 25th start as a Saint and recorded one tackle. **at Carolina (11/3):** Started and finished with four tackles (one solo), two QB hits and a half-sack, his first takedown of the 2024 campaign.

CAREER HIGHS: Tackles — 7, vs. Carolina (12/10/23); **Solo Tackles** — 4, vs. Carolina (12/10/23); **Sacks** — 1 (7x), last vs. Atlanta (1/7/24); **Tackles for Loss** — 2, at L.A. Rams (12/20/20); **Quarterback Hits** — 2 (3x), last at L.A. Rams (12/21/23).



2024 MINI BIOS & STATS

93 DT Nathan Shepherd													
Date	Opp.	GP	ST	Solo	Ast	Total	Sack/Yds	INT/Yds	PD	FF	FR		
9/8	CAR	X	X	3	1	4	0.0	0.0	0	0	0	0	0
9/15	@DAL	X	X	1	2	3	0.0	0.0	0	0	0	0	0
9/22	PHI	X	X	2	1	3	0.0	0.0	0	0	0	0	0
9/29	@ATL	X	X	0	1	1	0.0	0.0	0	0	0	0	0
10/7	@KC	X	X	1	2	3	0.0	0.0	0	0	0	0	0
10/13	TB	X	X	2	1	3	0.0	0.0	0	0	0	0	0
10/17	DEN	X	X	0	1	1	0.0	0.0	0	0	0	0	0
10/27	@LAC	X	X	0	1	1	0.0	0.0	0	0	0	0	0
11/3	@CAR	X	X	1	3	4	0.5	2.5	0	0	0	0	0
2024 Season		9	9	10	13	23	0.5	2.5	0	0	0	0	0
Saints Career		26	26	36	37	73	3.5	22.5	0	0	0	0	0
Career Totals		99	38	96	88	184	9.5	77.5	0	0	0	0	0

13 Equanimeous St. Brown

Pos.: WR Ht.: 6-5 Wt.: 214 Exp.: 6 College: Notre Dame



Regular Season Career GP/GS: (62/28); 2024: (2/0)

2024 REVIEW: vs. Denver (10/17): Gameday elevation from the practice squad. Rotated in on offense in his Saints debut and first game action of the 2024 season. at L.A. Chargers (10/27): Rotated in on offense.

ADDITIONAL STATS: Special Teams Tackles — (2020, 1), (2021, 6); Total: 7.

CAREER HIGHS: Receptions — 5, at N.Y. Jets (12/23/18); Receiving Yards — 94, at N.Y. Jets (12/23/18); Long Reception — 56, vs. Green Bay (12/4/22); Receiving TDs — 1 (2x), last vs. San Francisco (9/11/22).

13 WR Equanimeous St. Brown									
				Receiving					
Date	Opp.	GP	ST	Rec	Yds	Avg.	Lg	TD	
10/17	DEN	X		0	0	0.0	0	0	
10/27	@LAC	X		0	0	0.0	0	0	
2024 Season		2	0	0	0	0.0	0	0	
Saints Career		2	0	0	0	0.0	0	0	
Career Totals		62	28	63	928	14.7	56	2	

44 Isaiah Stalbird

Pos.: LB Ht.: 6-1 Wt.: 215 Exp.: R College: South Dakota State



Regular Season Career GP/GS: (3/0); 2024: (3/0)

2024 REVIEW: at Dallas (9/15): Gameday elevation from the practice squad. Played on special teams in his NFL debut, recording one coverage tackle. vs. Philadelphia (9/22): Gameday elevation from the practice squad. Played on special teams, finishing with one coverage tackle. at Kansas City (10/7): Gameday elevation from the practice squad. Played on special teams and recorded one coverage tackle.

ADDITIONAL STATS: Special Teams Tackles — (2024, 3); Total: 3.



2024 MINI BIOS & STATS

44 LB Isaiah Stalbird												
Date	Opp.	GP	ST	Solo	Ast	Total	Sack/Yds	INT/Yds	PD	FF	FR	
9/15	@DAL	X		0	0	0	0.0	0.0	0	0	0	0
9/22	PHI	X		0	0	0	0.0	0.0	0	0	0	0
10/7	@KC	X		0	0	0	0.0	0.0	0	0	0	0
2024 Season		3	0	0	0	0	0.0	0.0	0	0	0	0
Career Totals		3	0	0	0	0	0.0	0.0	0	0	0	0

1 Alontae Taylor

Pos.: CB Ht.: 6-1 Wt.: 199 Exp.: 3 College: Tennessee



Regular Season Career GP/GS: (39/29); 2024: (9/7)

2024 REVIEW: vs. Carolina (9/8): Rotated in at NCB and led the team in tackles, recording six stops (5 solo), one pass breakup, and three sacks. Taylor became the first Saints defensive back to ever record three sacks in a game and sparked the Saints defense to a statement win in the opener, holding Carolina to 193 yards (135 passing and 58 rushing) and 3.5 yards per play. **at Dallas (9/15):** Started at NCB and led the team in tackles for the second consecutive week, recording a career-high nine stops (seven solo), including one stop for a loss. **vs. Philadelphia (9/22):** Rotated in at NCB, finishing with four tackles (two solo), one pass breakup, a forced fumble, and a half-sack. Taylor's forced fumble was the first of his career. **at Atlanta (9/29):** Started at NCB and finished with four solo tackles and two pass breakups. **at Kansas City (10/7):** Made his 25th career start at NCB and recorded five tackles (four solo) with two stops for a loss and one forced fumble. **vs. Tampa Bay (10/13):** Started at NCB and finished with six tackles (four solo), including one stop for a loss, and one pass breakup. **vs. Denver (10/17):** Started at NCB and recorded seven tackles (five solo) with one pass breakup. **at L.A. Chargers (10/27):** Started at NCB and finished with three tackles (one solo), one pass breakup, and a half-sack, his fourth of the season. Taylor now has four sacks, tied for the most in a single season by a Saints cornerback with Alex Molden (1997). **at Carolina (11/3):** Made his first career start at LCB, finishing with four tackles (three solo) and a season-high three pass breakups.

ADDITIONAL STATS: Special Teams Tackles — (2022, 1); **Total: 1.**

CAREER HIGHS: Tackles — 9, at Dallas (9/15/24); **Solo Tackles** — 7, at Dallas (9/15/24); **Tackles for Loss** — 3, vs. Carolina (9/8/24); **Interceptions** — 1 (2x), vs. Atlanta (1/7/24) and at Tampa Bay (12/31/23); **Passes Defensed** — 5, at Green Bay (9/24/23); **Forced Fumbles** — 1 (2x), at Kansas City (10/7/24) and vs. Philadelphia (9/22/24); **Sacks** — 3 (franchise record for DBs), vs. Carolina (9/8/24); **Quarterback Hits** — 3, vs. Carolina (9/8/24); **Special Teams Tackles** — 1, at Cleveland (12/24/22).

1 CB Alontae Taylor												
Date	Opp.	GP	ST	Solo	Ast	Total	Sack/Yds	INT/Yds	PD	FF	FR	
9/8	CAR	X		5	1	6	3.0	26.0	0	0	1	0
9/15	@DAL	X	X	7	2	9	0.0	0.0	0	0	0	0
9/22	PHI	X		2	2	4	0.5	4.0	0	0	1	1
9/29	@ATL	X	X	4	0	4	0.0	0.0	0	0	2	0
10/7	@KC	X	X	4	1	5	0.0	0.0	0	0	0	1
10/13	TB	X	X	4	2	6	0.0	0.0	0	0	1	0
10/17	DEN	X	X	5	2	7	0.0	0.0	0	0	1	0
10/27	@LAC	X	X	1	2	3	0.5	2.5	0	0	1	0
11/3	@CAR	X	X	3	1	4	0.0	0.0	0	0	3	0
2024 Season		9	7	35	13	48	4.0	32.5	0	0	10	2
Career Totals		39	29	129	39	168	5.0	46.5	2	16	35	2



2024 MINI BIOS & STATS

30 Roderic Teamer Jr.

Pos.: S Ht.: 6-0 Wt.: 205 Exp.: 5 College: Tulane



Regular Season Career GP/GS: (42/11); 2024: (2/0)

2024 REVIEW: Signed to the practice squad, (10/22). **at L.A. Chargers (10/27):** Gameday elevation from the practice squad. Played on special teams in his first game as a Saint. **at Carolina (11/3):** Gameday elevation from the practice squad. Played on special teams.

ADDITIONAL STATS: Special Teams Tackles — (2019, 10), (2020, 5), (2021, 3), (2022, 1), (2023, 2), (2024, 1); **Total: 22; Special Teams Fumble Recoveries** — (2019, 1); **Total: 1.**

CAREER HIGHS: Tackles — 9 (2x), vs. Denver (10/6/19) and vs. at Chicago (10/27/19); **Solo Tackles** — 8, at Chicago (10/27/19); **Sacks** — 1, at Chicago (10/27/19); **Passes Defensed** — 1 (3x), last vs. L.A. Chargers (1/9/22); **Interceptions** — 1, at Tennessee (10/20/19); **Special Teams Tackles** — 2 (2x), vs. Chicago (10/10/21) and at L.A. Rams (12/8/22);

30 S Roderic Teamer Jr.												
Date	Opp.	GP	ST	Solo	Ast	Total	Sack/Yds	INT/Yds	PD	FF	FR	
10/27	@LAC	X		0	0	0	0.0	0.0	0	0	0	0
11/3	@CAR	X		0	0	0	0.0	0.0	0	0	0	0
2024 Season		2	0	0	0	0	0.0	0.0	0	0	0	0
Saints Career		2	0	0	0	0	0.0	0.0	0	0	0	0
Career Totals		42	11	67	26	93	1.0	0.0	1	3	3	0

84 Mason Tipton

Pos.: WR Ht.: 5-11 Wt.: 187 Exp.: R College: Yale



Regular Season Career GP/GS: (9/1); 2024: (9/1)

2024 REVIEW: vs. Carolina (9/8): Rotated in on offense in his NFL debut, catching one pass for six yards. **at Dallas (9/15):** Rotated in on offense. **vs. Philadelphia (9/22):** Rotated in on offense and finished with two receptions for 11 yards. **at Atlanta (9/29):** Rotated in on offense and caught one pass for six yards. **at Kansas City (10/7):** Rotated in on offense and caught one pass for two yards. **vs. Tampa Bay (10/13):** Rotated in on offense and played on special teams, catching one pass for 15 yards. **vs. Denver (10/17):** Made the first start of his NFL career and caught a season-high six passes for 45 yards. Also returned one kick for 21 yards. **at L.A. Chargers (10/27):** Rotated in on offense and caught two passes for 14 yards. **at Carolina (11/3):** Rotated in on offense and played on special teams.

CAREER HIGHS: Receptions — 6, vs. Denver (10/17/24); **Receiving Yards** — 45, vs. Denver (10/17/24); **Long Reception** — 15, vs. Tampa Bay (10/13/24).



2024 MINI BIOS & STATS

84 WR Mason Tipton					Receiving				
Date	Opp.	GP	ST	Rec	Yds	Avg.	Lg	TD	
9/8	CAR	X		1	6	6.0	6	0	
9/15	@DAL	X		0	0	0.0	0	0	
9/22	PHI	X		2	11	5.5	6	0	
9/29	@ATL	X		1	6	6.0	6	0	
10/7	@KC	X		1	2	2.0	2	0	
10/13	TB	X		1	15	15.0	15	0	
10/17	DEN	X	X	6	45	7.5	9	0	
10/27	@LAC	X		2	14	7.0	10	0	
11/3	@CAR	X		0	0	0.0	0	0	
2024 Season		9	1	14	99	7.1	15	0	
Career Totals		9	1	14	99	7.1	15	0	

98 Payton Turner

Pos.: DE Ht.: 6-6 Wt.: 270 Exp.: 4 College: Houston



Regular Season Career GP/GS: (23/0); 2024: (8/0)

2024 REVIEW: vs. **Carolina (9/8):** Rotated in at DE and played on special teams, finishing with one pass breakup, the first of his NFL career. **at Dallas (9/15):** Rotated in at DE and played on special teams. **vs. Philadelphia (9/22):** Rotated in at DE and played on special teams, finishing with one coverage tackle, the first of his NFL career. **at Atlanta (9/29):** Rotated in at DE and played on special teams, recording three tackles, one forced fumble, the first of his career, and a sack, his first of the season. **at Kansas City (10/7):** Inactive (knee). **vs. Tampa Bay (10/13):** Rotated in at DE and played on special teams, recording one coverage tackle. **vs. Denver (10/17):** Rotated in at DE and played on special teams, finishing with one pass breakup. **at L.A. Chargers (10/27):** Rotated in at DE and played on special teams, finishing with two tackles (one solo). **at Carolina (11/3):** Rotated in at DE and played on special teams, recording two solo tackles, including one stop for a loss.

ADDITIONAL STATS: Blocked Field Goals — (2022, 1); Total: 1; Special Teams Tackles — (2024, 1); Total: 1.

CAREER HIGHS: Tackles — 5 (2x), at Carolina (9/19/21) and at Pittsburgh (11/13/22); Solo Tackles — 4, at Carolina (9/19/21) and at Pittsburgh (11/13/22); Sacks — 2, vs. Las Vegas (10/30/22); Tackles for Loss — 3, at Carolina (9/19/21); Quarterback Hits — 2 (3x), last vs. Atlanta (1/7/24); Passes Defensed — 1, vs. Carolina (9/8/24); Forced Fumbles — 1, at Atlanta (9/29/24); Fumble Recoveries — 1, vs. Atlanta (1/7/24).

98 DE Payton Turner												
Date	Opp.	GP	ST	Solo	Ast	Total	Sack/Yds	INT/Yds	PD	FF	FR	
9/8	CAR	X		0	0	0	0.0	0.0	0	0	1	0
9/15	@DAL	X		0	0	0	0.0	0.0	0	0	0	0
9/22	PHI	X		0	0	0	0.0	0.0	0	0	0	0
9/29	@ATL	X		2	1	3	1.0	11.0	0	0	0	1
10/7	@KC			Inactive								
10/13	TB	X		0	0	0	0.0	0.0	0	0	0	0
10/17	DEN	X		0	0	0	0.0	0.0	0	0	1	0
10/27	@LAC	X		1	1	2	0.0	0.0	0	0	0	0
11/3	@CAR	X		2	0	2	0.0	0.0	0	0	0	0
2024 Season		8	0	5	2	7	1.0	11.0	0	0	2	1
Career Totals		23	0	25	11	36	4.0	30.0	0	0	2	1



2024 MINI BIOS & STATS

74 Oli Udoh

Pos.: OL Ht.: 6-6 Wt.: 320 Exp.: 6 College: Elon



Regular Season Career GP/GS: (50/18); 2024: (7/0)

2024 REVIEW: vs. **Carolina (9/8)**: Rotated in at RG and played on special teams in his Saints debut. **at Dallas (9/15)**: Rotated in at RG in the fourth quarter and played on special teams. **vs. Philadelphia (9/22)**: Played on special teams and filled in at RG for one possession in the third quarter after Cesar Ruiz left the game for medical evaluation. **at Atlanta (9/29)**: Rotated in at T in the jumbo package and played on special teams. **at Kansas City (10/7)**: Dressed but did not play. **vs. Tampa Bay (10/13)**: Dressed but did not play. **vs. Denver (10/17)**: Played on special teams. **at L.A. Chargers (10/27)**: Played on special teams. **at Carolina (11/3)**: Played on special teams.

10 Marquez Valdes-Scantling

Pos.: WR Ht.: 6-4 Wt.: 206 Exp.: 7 College: South Florida



Regular Season Career GP/GS: (99/61); 2024: (7/1)

2024 REVIEW: Signed to the active roster, (10/22). **at L.A. Chargers (10/27)**: Inactive. **at Carolina (11/3)**: Started on offense in his Saints debut and caught one pass for five yards.

CAREER HIGHS: **Receptions** — 7, at Detroit (10/7/18); **Receiving Yards** — 149, vs. Jacksonville (11/15/20); **Long Reception** — 78t, vs. Jacksonville (11/15/20); **Touchdowns** — 2, at San Francisco (11/5/20).

10 WR Marquez Valdes-Scantling									
				Receiving					
Date	Opp.	GP	ST	Rec	Yds	Avg.	Lg	TD	
10/27	@LAC	Inactive							
11/3	@CAR	X	X	1	5	5.0	5	0	
2024 Season		7	1	3	31	10.3	19	0	
Saints Career		1	1	1	5	5.0	5	0	
Career Totals		99	60	189	3,186	16.9	78t	16	

91 Kendal Vickers

Pos.: DT Ht.: 6-3 Wt.: 295 Exp.: 3 College: Tennessee



Regular Season Career GP/GS: (27/2); 2024: (1/0)

2024 REVIEW: vs. **Carolina (9/8)**: Gameday elevation from the practice squad. Finished with two tackles (one solo).

CAREER HIGHS: **Tackles** — 4, vs. Arizona (9/18/22); **Solo Tackles** — 2, vs. Kansas City (11/22/20); **Sacks** — 1 (2x), last vs. Miami (12/26/20); **Tackles for Loss** — 1 (3x), last vs. Miami (12/26/20); **Quarterback Hits** — 2, vs. L.A. Chargers (12/17/20).

91 DT Kendal Vickers												
Date	Opp.	GP	ST	Solo	Ast	Total	Sack/Yds	INT/Yds	PD	FF	FR	
9/8	CAR	X		1	1	2	0.0	0.0	0	0	0	0
2024 Season		1	0	1	1	2	0.0	0.0	0	0	0	0
Saints Career		1	0	1	1	2	0.0	0.0	0	0	0	0
Career Totals		27	2	11	13	24	2.0	14.0	0	0	0	0

20 Pete Werner

Pos.: LB Ht.: 6-3 Wt.: 242 Exp.: 4 College: Ohio State





2024 MINI BIOS & STATS

Regular Season Career GP/GS: (49/41); **2024:** (6/6)

2024 REVIEW: vs. Carolina (9/8): Started at WLB in the season opener, finishing with two tackles (one solo). **at Dallas (9/15):** Started at WLB and recorded eight tackles (five solo). **vs. Philadelphia (9/22):** Started at WLB and finished with five tackles (three solo). **at Atlanta (9/29):** Made his second career start at MLB in place of the injured Demario Davis and recorded six tackles (three solo). **at Kansas City (10/7):** Inactive (groin). **vs. Tampa Bay (10/13):** Inactive (groin). **vs. Denver (10/17):** Inactive (hamstring). **at L.A. Chargers (10/27):** Started at WLB in his first game back from injury and tied for the team lead with nine tackles (seven solo), including two stops for a loss. **at Carolina (11/3):** Started at WLB and finished with a team-high eight tackles (six solo), including one stop for a loss.

ADDITIONAL STATS: Special Teams Tackles — (2021, 2), (2022, 1); **Total: 3.**

CAREER HIGHS: Tackles — 13, at Washington (10/10/21); **Solo Tackles** — 11, at Atlanta (9/11/22); **Sacks** — 0.5, at Atlanta (11/26/23); **Tackles for Loss** — 2 (2x), last at L.A. Rams (12/21/23); **Quarterback Hits** — 1 (2x), last vs. Tennessee (9/10/23); **Passes Defensed** — 1 (4x), last at New England (10/8/23); **Interceptions** — 1, at New England (10/8/23); **Forced Fumbles** — 1 (2x), last vs. Seattle (10/9/22); **Fumble Recoveries** — 1 (2x), vs. Carolina (12/10/23) and vs. Chicago (11/5/23).

20 LB Pete Werner												
Date	Opp.	GP	ST	Solo	Ast	Total	Sack/Yds	INT/Yds	PD	FF	FR	
9/8	CAR	X	X	1	1	2	0.0	0.0	0	0	0	0
9/15	@DAL	X	X	5	3	8	0.0	0.0	0	0	0	0
9/22	PHI	X	X	3	2	5	0.0	0.0	0	0	0	0
9/29	@ATL	X	X	3	3	6	0.0	0.0	0	0	0	0
10/7	@KC	Inactive										
10/13	TB	Inactive										
10/17	DEN	Inactive										
10/27	@LAC	X	X	7	2	9	0.0	0.0	0	0	0	0
11/3	@CAR	X	X	6	2	8	0.0	0.0	0	0	0	0
2024 Season		6	6	25	13	38	0.0	0.0	0	0	0	0
Career Totals		49	41	176	93	269	0.5	4.0	1	0	4	2

21 Jamaal Williams

Pos.: RB **Ht.:** 6-0 **Wt.:** 224 **Exp.:** 8 **College:** BYU



Regular Season Career GP/GS: (112/44); **2024:** (9/0)

2024 REVIEW: vs. Carolina (9/8): Rotated in on offense and played on special teams, finishing with 11 carries for 38 yards and a TD, one reception for 13 yards, and one kickoff return for 32 yards. **at Dallas (9/15):** Rotated in on offense and played on special teams, finishing with 39 yards on eight rushing attempts. Williams surpassed 4,000 career rushing yards on Sunday, now having 4,035 in his eight-year career. **vs. Philadelphia (9/22):** Rotated in on offense and played on special teams, finishing with one rush for a loss of one and one catch for no gain. **at Atlanta (9/29):** Rotated in on offense and played on special teams, finishing with three carries for 11 yards and two receptions for eight yards. **at Kansas City (10/7):** Rotated in on offense and played on special teams, finishing with two carries for nine yards and returned two kicks for 47 yards. **vs. Tampa Bay (10/13):** Rotated in on offense and played on special teams, rushing twice for seven yards. **vs. Denver (10/17):** Rotated in on offense and played on special teams, rushing three times for 17 yards. **at L.A. Chargers (10/27):** Rotated in on offense, finishing with two carries for four yards. **at Carolina (11/3):** Inactive (groin).

ADDITIONAL STATS: Two-Point Conversions — (2020, 2), (2022, 1); **Total: 3.**



2024 MINI BIOS & STATS

CAREER HIGHS: Receptions — 8 (2x), vs. Atlanta (10/5/20) and vs. San Francisco (9/12/21); **Receiving Yards** — 95, vs. Atlanta (10/5/20); **Long Reception** — 54t, at Pittsburgh (11/26/17); **Receiving TDs** — 1 (8x), last at Indianapolis (11/22/20); **Rushes** — 24, vs. Green Bay (11/6/22); **Rushing Yards** — 144, vs. Chicago (1/1/23); **Long Rush** — 58, vs. Chicago (1/1/23); **Rushing TDs** — 3, at N.Y. Giants (11/20/22); **Total TDs** — 3, at N.Y. Giants (11/20/22); **Total Yards From Scrimmage** — 157, vs. Chicago (1/1/23).

21 RB Jamaal Williams													
Date	Opp.	GP	ST	Rushing					Receiving				
				Att	Yds	Avg.	Lg	TD	Rec	Yds	Avg.	Lg	TD
9/8	CAR	X		11	38	3.5	14t	1	1	13	13.0	13	0
9/15	@DAL	X		8	39	4.9	11	0	0	0	0.0	0	0
9/22	PHI	X		1	-1	-1.0	-1	0	1	0	0.0	0	0
9/29	@ATL	X		3	11	3.7	4	0	2	8	4.0	4	0
10/7	@KC	X		2	9	4.5	9	0	0	0	0.0	0	0
10/13	TB	X		2	7	3.5	9	0	0	0	0.0	0	0
10/17	DEN	X		3	17	5.7	13	0	0	0	0.0	0	0
10/27	@LAC	X		2	4	2.0	2	0	0	0	0.0	0	0
11/3	@CAR			Inactive									
2024 Season		8	0	32	124	3.9	14t	1	4	21	5.3	13	0
Saints Career		21	4	138	430	3.1	17	2	22	83	3.8	13	0
Career Totals		111	44	1,053	4,082	3.9	58	32	182	1,274	7.0	54t	8

11 Cedrick Wilson Jr.

Pos.: WR **Ht.:** 6-2 **Wt.:** 197 **Exp.:** 7 **College:** Boise State



Regular Season Career GP/GS: (76/7); **2024:** (8/0)

2024 REVIEW: vs. Carolina (9/8): Rotated in on offense and played on special teams in his Saints debut, recording one coverage tackle. **at Dallas (9/15):** Rotated in on offense and played on special teams, finishing with one coverage tackle. Left the game in the second quarter (abdomen) and did not return. **vs. Philadelphia (9/22):** Rotated in on offense and played on special teams, finishing with one catch for three yards, his first as a Saint. **at Atlanta (9/29):** Rotated in on offense and played on special teams. **at Kansas City (10/7):** Rotated in on offense and played on special teams, recording one coverage tackle. **vs. Tampa Bay (10/13):** Rotated in on offense and played on special teams, catching two passes for 28 yards and had a career-best four coverage tackles. **vs. Denver (10/17):** Rotated in on offense and played on special teams in his 75th career NFL game, leading the team in receiving with six catches for 57 yards and a touchdown, his first as a Saint. **at L.A. Chargers (10/27):** Inactive (hip). **at Carolina (11/3):** Rotated in on offense and played on special teams, finishing with two catches for 34 yards.

ADDITIONAL STATS: Special Teams Tackles — (2020, 1), (2021, 1), (2024, 7); **Total: 9.**

CAREER HIGHS: Receptions — 7, vs. Las Vegas (11/25/21); **Receiving Yards** — 119, at Philadelphia (1/8/22); **Long Reception** — 73t, at Minnesota (10/31/21); **Receiving TDs** — 2 (2x), last at Philadelphia (1/8/22).



2024 MINI BIOS & STATS

11 WR Cedrick Wilson Jr.								
Date	Opp.	GP	ST	Receiving				
				Rec	Yds	Avg.	Lg	TD
9/8	CAR	X		0	0	0.0	0	0
9/15	@DAL	X		0	0	0.0	0	0
9/22	PHI	X		1	3	3.0	3	0
9/29	@ATL	X		0	0	0.0	0	0
10/7	@KC	X		0	0	0.0	0	0
10/13	TB	X		2	28	14.0	25	0
10/17	DEN	X		6	57	9.5	17	1
10/27	@LAC	Inactive						
11/3	@CAR	X		2	34	17.0	18	0
2024 Season		8	0	11	122	11.1	25	1
Saints Career		8	0	11	122	11.1	25	1
Career Totals		76	7	112	1,391	12.4	73	12

49 Zach Wood

Pos.: LS Ht.: 6-3 Wt.: 255 Exp.: 8 College: SMU



Regular Season Career GP: (124); 2024: (9)

2024 REVIEW: vs. **Carolina (9/8):** Handled the snapping duties. **at Dallas (9/15):** Handled the snapping duties. **vs. Philadelphia (9/22):** Handled the snapping duties. **at Atlanta (9/29):** Handled the snapping duties. **at Kansas City (10/7):** Handled the snapping duties. **vs. Tampa Bay (10/13):** Handled the snapping duties, recording one coverage tackle. **vs. Denver (10/17):** Handled the snapping duties. **at L.A. Chargers (10/27):** Handled the snapping duties. **at Carolina (11/3):** Handled the snapping duties and finished with one coverage tackle.

ADDITIONAL STATS: Special Teams Tackles — (2018, 1), (2022, 4), (2023, 2), (2024, 2); **Total: 9.**

99 Chase Young

Pos.: DE Ht.: 6-5 Wt.: 265 Exp.: 5 College: Ohio State



Regular Season Career GP/GS: (52/32); 2024: (9/0)

2024 REVIEW: vs. **Carolina (9/8):** Rotated in at DE in his Saints debut, recording two QB hits. **at Dallas (9/15):** Rotated in at DE, finishing with four tackles (two solo), two QB hits, and a half-sack, his first as a Saint. **vs. Philadelphia (9/22):** Rotated in at DE and recorded four tackles (one solo) with three QB hits, tying a career-high. **at Atlanta (9/29):** Rotated in at DE and finished with three solo tackles, including one stop for a loss, and one QB hit. **at Kansas City (10/7):** Rotated in at DE and recorded three tackles (two solo) with two QB hits and a sack, his first full sack as a member of the Black and Gold. **vs. Tampa Bay (10/13):** Rotated in at DE and finished with two solo tackles, including one stop for a loss, and one QB hit. **vs. Denver (10/17):** Rotated in at DE in his 50th career NFL game. **at L.A. Chargers (10/27):** Rotated in at DE and recorded two tackles (one solo), one pass breakup, his first as a Saint, a half-sack and two QB hits. **at Carolina (11/3):** Rotated in at DE and sacked QB Bryce Young on a two-point conversion attempt.

CAREER HIGHS: Tackles — 6 (2x), last at San Francisco (12/13/20); **Solo Tackles** — 5, vs. Dallas (10/25/20); **Tackles for Loss** — 3, at N.Y. Giants (10/22/23); **Sacks** — 2, at N.Y. Giants (10/22/23); **Quarterback Hits** — 3 (3x), last vs. Philadelphia (9/22/24); **Passes Defensed** — 2, at San Francisco (12/13/20); **Forced Fumbles** — 1 (6x), last at Denver (10/31/21); **Fumble Recoveries** — 1 (3x), last at Philadelphia (1/3/21).



2024 MINI BIOS & STATS

99 DE Chase Young												
Date	Opp.	GP	ST	Solo	Ast	Total	Sack/Yds	INT/Yds	PD	FF	FR	
9/8	CAR	X		0	0	0	0.0	0.0	0	0	0	
9/15	@DAL	X		2	2	4	0.5	3.0	0	0	0	
9/22	PHI	X		1	3	4	0.0	0.0	0	0	0	
9/29	@ATL	X		3	0	3	0.0	0.0	0	0	0	
10/7	@KC	X		2	1	3	1.0	6.0	0	0	0	
10/13	TB	X		2	0	2	0.0	0.0	0	0	0	
10/17	DEN	X		0	0	0	0.0	0.0	0	0	0	
10/27	@LAC	X		1	1	2	0.5	2.5	0	1	0	
11/3	@CAR	X		0	0	0	0.0	0.0	0	0	0	
2024 Season		9	0	11	7	18	2.0	11.5	0	1	0	
Saints Career		9	0	11	7	18	2.0	11.5	0	1	0	
Career Totals		52	32	78	40	118	18.5	98.5	0	10	6	

67 Landon Young

Pos.: T Ht.: 6-7 Wt.: 321 Exp.: 4 College: Kentucky



Regular Season Career GP/GS: (48/11); 2024: (9/4)

2024 REVIEW: vs. **Carolina (9/8):** Rotated in at LG in place of injured Lucas Patrick and played on special teams in the season opener. **at Dallas (9/15):** Rotated in at LT in the fourth quarter and played on special teams. **vs. Philadelphia (9/22):** Rotated in at T in the jumbo package and played on special teams. **at Atlanta (9/29):** Started at RG for the first time in his career in place of the injured Cesar Ruiz and played on special teams. **at Kansas City (10/7):** Started at RG and played on special teams. **vs. Tampa Bay (10/13):** Made his 10th career NFL start at RG. **vs. Denver (10/17):** Started at RG. **at L.A. Chargers (10/27):** Played on special teams. **at Carolina (11/3):** Played on special teams.



SAINTS

VS

PANTHERS



Sunday, November 3, 2024 – Bank of America Stadium

PANTHERS OFFENSE

WR	<u>17 Xavier Legette</u>	<u>18 Jalen Coker</u>	
LT	79 Ikem Ekwonu	77 Yosh Nijman	
LG	68 Damien Lewis	62 Chandler Zavala	
C	70 Brady Christensen	64 Cade Mays	
RG	50 Robert Hunt	<u>61 Jarrett Kingston</u>	
RT	72 Taylor Moton	77 Yosh Nijman	
TE	82 Tommy Tremble	84 Feleipe Franks	
TE	<u>0 Ja'Tavion Sanders</u>	80 Ian Thomas	
WR	15 Jonathan Mingo	83 David Moore	
QB	14 Andy Dalton	9 Bryce Young	
RB	30 Chuba Hubbard	6 Miles Sanders	3 Raheem Blackshear

PANTHERS DEFENSE

DE	93 LaBryan Ray	75 DeShawn Williams	
DT	99 Shy Tuttle	91 Nick Thurman	92 Jonathan Harris
DE	94 A'Shawn Robinson		
OLB	7 Jadeveon Clowney	48 Thomas Incoom	45 Cam Gill
LB	<u>56 Trevin Wallace</u>	53 Claudin Cherelus	
LB	47 Josey Jewell	49 Jon Rhattigan	<u>41 Jacoby Windmon</u>
OLB	40 Charles Harris	52 D.J. Johnson	
CB	8 Jaycee Horn	23 Dane Jackson	
CB	2 Mike Jackson	<u>26 Chau Smith-Wade</u>	<u>27 Shemar Bartholomew</u>
S	25 Xavier Woods	22 Jammie Robinson	
S	<u>36 Demani Richardson</u>	32 Lonnie Johnson Jr.	

SAINTS DEFENSE

RDE	96 Carl Granderson	or 99 Chase Young	55 Isaiah Foskey
DT	50 Khalen Saunders	<u>97 Khristian Boyd</u>	
DT	93 Nathan Shepherd	90 Bryan Bresee	95 John Ridgeway III
LDE	94 Cameron Jordan	98 Payton Turner	
WILL	20 Pete Werner	58 Anfernee Orji	
MLB	56 Demario Davis	52 D'Marco Jackson	
SAM	6 Willie Gay Jr.	58 Anfernee Orji	<u>53 Jaylan Ford</u>
LCB	1 Alontae Taylor	<u>36 Rico Payton</u>	
SS	31 Jordan Howden	48 J.T. Gray	0 Ugo Amadi
FS	32 Tyrann Mathieu	48 J.T. Gray	
RCB	23 Marshon Lattimore	<u>14 Kool-Aid McKinstry</u>	

SAINTS OFFENSE

WR	12 Chris Olave	10 Marquez Valdes-Scantling	<u>16 Bub Means</u>
LT	<u>75 Taliese Fuaga</u>	74 Olisaemeka Udoh	
LG	67 Landon Young	64 Nick Saldiveri	
C	62 Lucas Patrick	61 Connor McGovern	
RG	51 Cesar Ruiz	<u>60 Kyle Hergel</u>	
RT	70 Trevor Penning	74 Olisaemeka Udoh	
TE	87 Foster Moreau	83 Juwan Johnson	
TE	7 Taysom Hill	<u>85 Dallin Holker</u>	
WR	11 Cedrick Wilson Jr.	<u>84 Mason Tipton</u>	<u>80 Jermaine Jackson</u>
QB	4 Derek Carr	<u>18 Spencer Rattler</u> or	3 Jake Haener
RB	41 Alvin Kamara	21 Jamaal Williams	25 Kendre Miller
FB	46 Adam Prentice		

SAINTS SPECIAL TEAMS

KR	<u>80 Jermaine Jackson</u>	21 Jamaal Williams
PR	<u>80 Jermaine Jackson</u>	<u>84 Mason Tipton</u>
LS	49 Zach Wood	
P	<u>43 Matthew Hayball</u>	
K	19 Blake Grupe	

PANTHERS SPECIAL TEAMS

KR	3 Raheem Blackshear	83 David Moore
PR	3 Raheem Blackshear	83 David Moore
LS	44 JJ Jansen	
P	10 Johnny Hekker	
K	4 Eddy Piñeiro	

SAINTS PRONUNCIATION

UGO AMADI	... OO-goh / ah-MAH-dee	TYRANN MATHIEU	... Ty-ren /
Bryan BRESEE	... bruh-ZEE		... MATH-you
DEMARIO Davis	... duh-MAR-ee-oh	Foster MOREAU	... MORE-oh
Isaiah FOSKEY	... FAW-skee	Chris OLAVE	... oh-LAH-vay
TALIESE FUAGA	... tah-lee-ESS-ay /	CESAR RUIZ	... SEE-zarr / ROO-eez
... foo-AH-gah		KHALEN Saunders	... KAWL-en
Blake GRUPE	... GROOP-ee	ALONTAE Taylor	... uh-LAWN-tay
Jake HAENER	... HAY-ner	OLISAEMEKA UDOH	...
DALLIN HOLKER	... DAL-in / HOLE-ker		... OH-lee-suh-MEE-kah / OO-doe
Alvin KAMARA	... kuh-MAIR-Uh	MARQUEZ Valdes-Scantling	...
			... mar-KWEZ

Rookies Underlined

OFFICIALS

Referee	... Ron Torbert (62)
Umpire	... Barry Anderson (20)
Down Judge	... Frank LeBlanc (21)
Line Judge	... Brian Bollinger (40)
Field Judge	... Ryan Dickson (25)
Side Judge	... Keith Washington (7)
Back Judge	... Tony Josselyn (67)
Replay Official	... Mike Chase
Replay Assistant	... Jaime Alfieri-Tuss

PANTHERS PRONUNCIATION

Claudin CHERELUS	... SHER-uh-lus	Yosh NIJMAN	... rhymes with Josh,
JADEVEON Clowney NY-man
IKEM EKWONU	... EE-kem	Eddy PIÑEIRO	... pin-YERO
CHUBA Hubbard	... CHEW-ba	JAMMIE Robinson	... JAY-mee
JOSEY Jewell	... JOE-zee	CHAU Smith-Wade	... Shaw
XAVIER LEGETTE	... ex-ZAVE-yerr /	DESHAWN Williams	... DEE-shawn
... lee-GETT		JACOBY Windmon	... WIND-min
Taylor MOTON	... MOAT-in	XAVIER Woods	... ECK-zay-vee-er
		Chandler ZAVALA	... zuh-VAWL-uh

0	Ugo Amadi	... S
1	Alontae Taylor	... CB
3	Jake Haener	... QB
4	Derek Carr	... QB
6	Willie Gay Jr.	... LB
7	Taysom Hill	... TE
10	Marquez Valdes-Scantling	... WR
11	Cedrick Wilson Jr.	... WR
12	Chris Olave	... WR
14	Kool-Aid McKinstry	... CB
16	Bub Means	... WR
18	Spencer Rattler	... QB
19	Blake Grupe	... K
20	Pete Werner	... LB
21	Jamaal Williams	... RB
23	Marshon Lattimore	... CB
25	Kendre Miller	... RB
31	Jordan Howden	... DB
32	Tyrann Mathieu	... S
36	Rico Payton	... CB
41	Alvin Kamara	... RB
43	Matthew Hayball	... P
46	Adam Prentice	... FB
48	J.T. Gray	... DB
49	Zach Wood	... LS
50	Khalen Saunders	... DT
51	Cesar Ruiz	... C/G
52	D'Marco Jackson	... LB
53	Jaylan Ford	... LB
55	Isaiah Foskey	... DE
56	Demario Davis	... LB
58	Anfernee Orji	... LB
60	Kyle Hergel	... G
61	Connor McGovern	... C
62	Lucas Patrick	... OL
64	Nick Saldiveri	... OL
67	Landon Young	... T
70	Trevor Penning	... T
74	Olisaemeka Udoh	... OL
75	Taliese Fuaga	... T
80	Jermaine Jackson	... WR
83	Juwan Johnson	... TE
84	Mason Tipton	... WR
85	Dallin Holker	... TE
87	Foster Moreau	... TE
90	Bryan Bresee	... DT
93	Nathan Shepherd	... DT
94	Cameron Jordan	... DE
95	John Ridgeway III	... DT
96	Carl Granderson	... DE
97	Khristian Boyd	... DT
98	Payton Turner	... DE
99	Chase Young	... DE
PRACTICE SQUAD		
13	Equanimeous St. Brown	... WR
17	Dante Pettis	... WR
27	Shemar Jean-Charles	... DB
28	Tre Herndon	... DB
30	Roderic Teamer	... S
33	Jordan Mims	... RB
35	Jacob Kibodi	... RB
38	Millard Bradford	... S
39	Charlie Smyth	... K
44	Isaiah Stalbird	... LB
57	Niko Lalos	... DE
72	Josiah Ezirim	... T
76	Austin Deculus	... T
81	Kevin Austin Jr.	... WR
82	Treyton Welch	... TE
86	Michael Jacobson	... TE
91	Kendal Vickers	... DT
INJURED RESERVE		
5	Will Harris	... DB
22	Rashid Shaheed	... WR/RS
28	Rejzohn Wright	... CB
29	Paulson Adebo	... CB
66	Shane Lemieux	... G/C
76	Camron Peterson	... DT
77	Justin Herron	... T
78	Erik McCoy	... C/G

0	Ja'Tavion Sanders	... TE
2	Mike Jackson	... CB
3	Raheem Blackshear	... RB
4	Eddy Piñeiro	... K
6	Miles Sanders	... RB
7	Jadeveon Clowney	... OLB
8	Jaycee Horn	... CB
9	Bryce Young	... QB
10	Johnny Hekker	... P
14	Andy Dalton	... QB
15	Jonathan Mingo	... WR
17	Xavier Legette	... WR
18	Jalen Coker	... WR
22	Jammie Robinson	... S
23	Dane Jackson	... CB
25	Xavier Woods	... S
26	Chau Smith-Wade	... CB
27	Shemar Bartholomew	... CB
30	Chuba Hubbard	... RB
32	Lonnie Johnson Jr.	... S
36	Demani Richardson	... S
40	Charles Harris	... OLB
41	Jacoby Windmon	... LB
42	Sam Franklin Jr.	... S
44	JJ Jansen	... LS
45	Cam Gill	... OLB
47	Josey Jewell	... LB
48	Thomas Incoom	... OLB
49	Jon Rhattigan	... LB
50	Robert Hunt	... G
52	D.J. Johnson	... OLB
53	Claudin Cherelus	... LB
56	Trevin Wallace	... LB
61	Jarrett Kingston	... OL
62	Chandler Zavala	... G
64	Cade Mays	... OL
68	Damien Lewis	... G
70	Brady Christensen	... G
72	Taylor Moton	... T
75	DeShawn Williams	... DE
77	Yosh Nijman	... T
79	Ikem Ekwonu	... T
80	Ian Thomas	... TE
82	Tommy Tremble	... TE
83	David Moore	... WR
84	Feleipe Franks	... TE
91	Nick Thurman	... DT
92	Jonathan Harris	... DT
93	LaBryan Ray	... DE
94	A'Shawn Robinson	... DE
99	Shy Tuttle	... DT
PRACTICE SQUAD		
12	Dax Milne	... WR
16	Jack Plummer	... QB
31	Caleb Farley	... CB
34	Mike Boone	... RB
35	Dillon Johnson	... RB
43	Jackson Mitchell	... LB
55	Kenny Dyson	... OLB
57	Chandler Wooten	... LB
60	Andrew Raym	... C
65	Ja'Tyre Carter	... OL
73	Brandon Walton	... OL
81	Jordan Matthews	... TE
85	Stephen Sullivan	... TE
86	Praise Olatoko	... WR
87	Deven Thompkins	... WR
88	Dan Chisena	... WR
97	T.J. Smith	... DL
INJURED RESERVE		
19	Adam Thielen	... WR
20	Jordan Fuller	... S
21	Nick Scott	... S
24	Jonathan Brooks	... RB
54	Shaq Thompson	... LB
63	Austin Corbett	... C
95	Derrick Brown	... DE
96	Jaden Crumedy	... DT
98	D.J. Wonnum	... OLB

SAINTS ALPHABETICAL

0	Amadi, Ugo	S
97	Boyd, Khristian	DT
90	Breseee, Bryan	DT
4	Carr, Derek	QB
56	Davis, Demario	LB
53	Ford, Jaylan	LB
55	Foskey, Isaiah	DE
75	Fuaga, Taliase	T
6	Gay Jr., Willie	LB
96	Granderson, Carl	DE
48	Gray, J.T.	DB
19	Grupe, Blake	K
3	Haener, Jake	QB
43	Hayball, Matthew	P
60	Hergel, Kyle	G
7	Hill, Taysom	TE
85	Holker, Dallin	TE
31	Howden, Jordan	DB
52	Jackson, D'Marco	LB
80	Jackson, Jermaine	WR
83	Johnson, Juwan	TE
94	Jordan, Cameron	DE
41	Kamara, Alvin	RB
23	Lattimore, Marshon	CB
32	Mathieu, Tyrann	S
61	McGovern, Connor	C
14	McKinstry, Kool-Aid	CB
16	Means, Bub	WR
25	Miller, Kendre	RB
87	Moreau, Foster	TE
12	Olave, Chris	WR
58	Orji, Anfernee	LB
62	Patrick, Lucas	OL
36	Payton, Rico	CB
70	Penning, Trevor	T
46	Prentice, Adam	FB
18	Rattler, Spencer	QB
95	Ridgeway III, John	DT
51	Ruiz, Cesar	C/G
64	Saldiveri, Nick	OL
54	Saunders, Khalen	DT
93	Shepherd, Nathan	DT
1	Taylor, Alontae	CB
84	Tipton, Mason	WR
98	Turner, Payton	DE
74	Udoh, Oluasaemeka	OL
10	Valdes-Scantling, Marquez	WR
20	Werner, Pete	LB
11	Williams, Jamaal	RB
11	Wilson Jr., Cedrick	WR
49	Wood, Zach	LS
99	Young, Chase	DE
67	Young, Landon	T
PRACTICE SQUAD		
81	Austin Jr., Kevin	WR
38	Bradford, Millard	S
76	Deculus, Austin	T
72	Ezirim, Josiah	T
28	Herndon, Tre	DB
86	Jacobson, Michael	TE
27	Jean-Charles, Shemar	DB
35	Kibodi, Jacob	RB
57	Lalos, Niko	DE
33	Mims, Jordan	RB
17	Pettis, Dante	WR
39	Smyth, Charlie	K
13	St. Brown, Equanimeous	WR
44	Stalbird, Isaiah	LB
30	Teamer, Roderic	S
91	Vickers, Kendal	DT
82	Welch, Treyton	TE
INJURED RESERVE		
29	Adebo, Paulson	CB
5	Harris, Will	DB
7	Herron, Justin	T
66	Lemieux, Shane	G/C
78	McCoy, Erik	C/G
76	Peterson, Camron	DT
22	Shaheed, Rashid	WR/RS
28	Wright, Rejzohn	CB

SAINTS NUMERICAL

NO	NAME	POS	HT	WT	AGE	EXP	COLLEGE
0	Ugo Amadi	S	5-9	201	27	6	Oregon
1	Alontae Taylor	CB	6-1	199	25	3	Tennessee
3	Jake Haener	QB	6-1	200	25	2	Fresno State
4	Derek Carr	QB	6-3	215	33	11	Fresno State
6	Willie Gay Jr.	LB	6-1	243	26	5	Mississippi State
7	Taysom Hill	TE	6-2	221	34	8	BYU
10	Marquez Valdes-Scantling	WR	6-4	206	30	7	South Florida
11	Cedrick Wilson Jr.	WR	6-2	197	28	7	Boise State
12	Chris Olave	WR	6-0	187	24	3	Ohio State
14	Kool-Aid McKinstry	CB	5-11	199	22	R	Alabama
16	Bub Means	WR	6-2	215	23	R	Pittsburgh
18	Spencer Rattler	QB	6-0	211	24	R	South Carolina
19	Blake Grupe	K	5-7	156	25	R	Notre Dame
20	Pete Werner	LB	6-3	242	26	4	Ohio State
21	Jamaal Williams	RB	6-0	224	29	R	BYU
23	Marshon Lattimore	CB	6-0	192	28	R	Ohio State
25	Kendre Miller	RB	6-0	220	22	2	TCU
31	Jordan Howden	DB	6-0	209	24	2	Minnesota
32	Tyrann Mathieu	S	5-9	190	32	12	LSU
36	Rico Payton	CB	6-0	182	24	R	Pittsburg State
41	Alvin Kamara	RB	5-10	215	29	R	Tennessee
43	Matthew Hayball	P	6-0	189	27	R	Vanderbilt
46	Adam Prentice	FB	6-0	245	27	4	South Carolina
48	J.T. Gray	DB	6-0	202	28	7	Mississippi State
49	Zach Wood	LS	6-3	255	31	8	Southern Methodist
50	Khalel Saunders	DT	6-0	324	28	6	Western Illinois
51	Cesar Ruiz	C/G	6-4	316	25	5	Michigan
52	D'Marco Jackson	LB	6-1	233	26	3	Appalachian State
53	Jaylan Ford	LB	6-2	240	22	2	Texas
55	Isaiah Foskey	DE	6-5	270	24	2	Notre Dame
56	Demario Davis	LB	6-2	248	35	13	Arkansas State
58	Anfernee Orji	LB	6-2	230	24	1	Vanderbilt
60	Kyle Hergel	G	6-2	315	25	R	Boston College
61	Connor McGovern	C	6-4	306	31	8	Missouri
62	Lucas Patrick	OL	6-3	313	31	8	Duke
64	Nick Saldiveri	OL	6-6	316	24	2	Old Dominion
67	Landon Young	T	6-7	321	27	4	Kentucky
70	Trevor Penning	T	6-7	325	25	3	Northern Iowa
74	Oluasaemeka Udoh	OL	6-6	320	27	6	Elon
75	Taliase Fuaga	T	6-6	324	22	2	Oregon State
80	Jermaine Jackson	WR	5-7	170	24	R	Idaho
83	Juwan Johnson	TE	6-4	231	28	5	Oregon
84	Mason Tipton	WR	5-11	187	24	R	Yale
85	Dallin Holker	TE	6-3	241	24	R	Colorado State
87	Foster Moreau	TE	6-4	250	27	6	LSU
90	Bryan Bresee	DT	6-5	305	23	2	Clemson
93	Nathan Shepherd	DT	6-4	315	31	7	Fort Hays State
94	Cameron Jordan	DE	6-4	287	35	14	California
95	John Ridgeway III	DT	6-5	321	25	3	Arkansas
96	Carl Granderson	DE	6-5	261	27	6	Wyoming
97	Christian Boyd	DT	6-2	320	24	R	Northern Iowa
98	Payton Turner	DE	6-6	270	25	4	Houston
99	Chase Young	DE	6-5	265	25	5	Ohio State
PRACTICE SQUAD							
13	Equanimeous St. Brown	WR	6-5	214	28	6	Notre Dame
17	Dante Pettis	WR	6-1	195	29	6	Washington
27	Shemar Jean-Charles	DB	5-10	184	26	4	Appalachian State
28	Tre Herndon	DB	5-11	185	28	7	Vanderbilt
30	Roderic Teamer	S	6-0	205	27	5	Tulane
33	Jordan Mims	RB	6-0	205	25	1	Fresno State
35	Jacob Kibodi	RB	6-1	225	26	R	Louisiana-Lafayette
38	Millard Bradford	S	5-10	191	25	R	TCU
39	Charlie Smyth	K	6-4	210	23	R	IPP
44	Isaiah Stalbird	LB	6-1	215	24	R	South Dakota State
57	Niko Lalos	DE	6-5	269	27	2	Dartmouth
72	Josiah Ezirim	T	6-6	329	23	R	Eastern Kentucky
76	Austin Deculus	T	6-5	321	25	3	LSU
81	Kevin Austin Jr.	WR	6-2	200	24	1	Notre Dame
82	Treyton Welch	TE	6-4	240	23	R	Wyoming
86	Michael Jacobson	TE	6-7	244	27	1	Iowa State
91	Kendal Vickers	DT	6-3	295	29	3	Tennessee
INJURED RESERVE							
5	Will Harris	DB	6-1	206	28	6	Boston College
22	Rashid Shaheed	WR/RS	6-0	180	26	3	Weber State
28	Rejzohn Wright	CB	6-2	193	24	1	Oregon State
29	Paulson Adebo	CB	6-1	192	25	4	Stanford
66	Shane Lemieux	G/C	6-4	310	27	5	Oregon
76	Camron Peterson	DT	6-5	280	25	1	Southern
77	Justin Herron	T	6-5	290	28	5	Wake Forest
78	Erik McCoy	C/G	6-4	303	27	6	Texas A&M

HEAD COACH: Dennis ALLEN

ASSISTANTS: Klirt KUBIAK (offensive coordinator), Darren RIZZI (assistant head coach/special teams coordinator), Joe WOODS (defensive coordinator), Clancy BARONE (tight ends), John BENTON (offensive line), Rick DENNISON (senior offensive assistant), Jahri EVANS (offensive assistant), Derrick FOSTER (running backs), Phil GALIANO (assistant special teams), Matt GIORDANO (defensive assistant), Peter GIUNTA (senior defensive assistant), Todd GRANTHAM (defensive line), Adam GRISTICK (defensive assistant), Michael HODGES (linebackers), Andrew JANOCKO (quarterbacks), Mike MARTINEZ (assistant to the head coach), DeNarius MCGHEE (assistant wide receivers), Kevin PETRY (offensive assistant), Marcus ROBERTSON (secondary), Jordan TRAYLOR (offensive assistant), Keith WILLIAMS (wide receivers), Brian YOUNG (pass rush specialist).

PANTHERS NUMERICAL

NO	NAME	POS	HT	WT	AGE	EXP	COLLEGE
0	Ja'Tavion Sanders	TE	6-4	243	21	R	Texas
2	Mike Jackson	CB	6-1	212	27	4	Miami
3	Raheem Blackshear	RB	5-9	190	26	3	Virginia Tech
4	Eddy Piñero	K	5-11	190	29	7	Florida
6	Miles Sanders	RB	5-11	211	27	6	Penn State
7	Jadeveon Clowney	OLB	6-5	255	31	11	South Carolina
8	Jaycee Horn	CB	6-1	200	24	4	South Carolina
9	Bryce Young	QB	5-10	204	23	2	Alabama
10	Johnny Hekker	P	6-5	225	34	13	Oregon State
14	Andy Dalton	QB	6-2	220	37	14	TCU
15	Jonathan Mingo	WR	6-2	225	23	2	Mississippi
17	Xavier Legette	WR	6-3	227	23	R	South Carolina
18	Jalen Coker	WR	6-3	213	23	R	Holy Cross
22	Jammie Robinson	S	5-11	195	23	2	Florida State
23	Dane Jackson	CB	5-11	180	27	5	Pittsburgh
25	Xavier Woods	S	5-11	200	29	8	Louisiana Tech
26	Chau Smith-Wade	CB	5-11	176	22	R	Washington State
27	Shemar Bartholomew	CB	6-1	200	24	R	Georgia Southern
30	Chuba Hubbard	RB	6-1	210	25	4	Oklahoma State
32	Lonnie Johnson Jr.	S	6-2	213	28	6	Kentucky
36	Demani Richardson	S	6-1	215	24	R	Texas A&M
40	Charles Harris	OLB	6-3	250	29	8	Missouri
41	Jacoby Windmon	LB	6-2	250	23	R	Michigan State
42	Sam Franklin Jr.	S	6-3	210	28	5	Temple
44	JJ Jansen	LS	6-2	235	38	17	Notre Dame
45	Cam Gill	OLB	6-3	240	26	5	Wagner
47	Josey Jewell	LB	6-2	236	29	7	Iowa
48	Thomas Incoom	OLB	6-4	265	25	2	Central Michigan
49	Jon Rhattigan	LB	6-0	239	25	4	Army
50	Robert Hunt	G	6-6	335	28	5	Louisiana-Lafayette
52	D.J. Johnson	OLB	6-4	270	26	2	Oregon
53	Claudin Chereus	LB	6-2	230	25	2	Alcorn State
56	Trevin Wallace	LB	6-1	237	21	R	Kentucky
61	Jarrett Kingston	OL	6-4	308	24	R	Southern California
62	Chandler Zavala	G	6-5	325	25	2	North Carolina State
64	Cade Mays	G	6-6	325	25	3	Tennessee
68	Damien Lewis	G	6-2	327	27	5	LSU
70	Brady Christensen	T	6-6	300	28	4	BYU
72	Taylor Moton	T	6-5	325	30	8	Western Michigan
75	DeShawn Williams	DE	6-1	292	31	6	Clemson
77	Yosh Nijman	T	6-7	314	28	5	Virginia Tech
79	Ikem Ekwonu	T	6-4	320	24	3	North Carolina State
80	Ian Thomas	TE	6-4	260	28	7	Indiana
82	Tommy Tremble	TE	6-4	250	24	4	Notre Dame
83	David Moore	WR	6-0	220	29	7	East Central (Okla.)
84	Feleipe Franks	TE	6-6	241	26	3	Arkansas
91	Nick Thurman	DT	6-4	295	29	3	Houston
92	Jonathan Harris	DE	6-5	295	28	4	Lindenwood
93	LaBryan Ray	DE	6-4	290	26	2	Alabama
94	A'Shawn Robinson	DE	6-4	330	29	9	Alabama
99	Shy Tuttle	DT	6-3	300	29	6	Tennessee
PRACTICE SQUAD							
12	Dax Milne	WR	6-1	190	25	4	BYU
16	Jack Plummer	QB	6-5	215	25	R	Louisville
31	Caleb Farley	CB	6-2	197	26	4	Virginia Tech
34	Mike Boone	RB	5-10	205	29	7	Cincinnati
35	Dillon Johnson	RB	6-0	215	23	R	Washington
43	Jackson Mitchell	LB	6-2	235	23	R	UConn
55	Kenny Dyson	OLB	6-3	235	23	R	Bryant
57	Chandler Wooten	LB	6-3	232	25	3	Auburn
60	Andrew Raym	C	6-4	327	23	R	Oklahoma
65	Ja'Tyre Carter	OL	6-3	311	25	3	Southern
73	Brandon Walton	OL	6-5	300	26	3	Florida Atlantic
81	Jordan Matthews	TE	6-3	236	32	8	Vanderbilt
85	Stephen Sullivan	TE	6-5	245	27	3	LSU
86	Praise Olatoke	WR	6-2	197	24	R	Ohio State
87	Deven Thompson	WR	5-8	155	24	3	Utah State
88	Dan Chisena	WR	6-3	203	27	4	Penn State
97	T.J. Smith	DL	6-3	300	27	3	Arkansas
INJURED RESERVE							
19	Adam Thielen	WR	6-2	200	34	11	Minnesota State
20	Jordan Fuller	S	6-2	203	26	5	Ohio State
21	Nick Scott	S	5-11	201	29	6	Penn State
24	Jonathon Brooks	RB	6-0	207	21	R	Texas
54	Shaq Thompson	LB	6-0	230	30	10	Washington
63	Austin Corbett	C	6-4	305	29	7	Nevada

National Football League Game Summary

NFL Copyright © 2024 by The National Football League. All rights reserved. This summary and play-by-play is for the express purpose of assisting media in their coverage of the game; any other use of this material is prohibited without the written permission of the National Football League.

Date: Sunday, 11/3/2024

New Orleans Saints at Carolina Panthers

Start Time: 1:02 PM EST

at Bank of America Stadium, Charlotte, NC

Game Day Weather

Game Weather: Mostly Sunny
Open Stadium on Artificial Turf

Temp: 66° F (18.9° C) Humidity: 48%, Wind: 7 mph

Officials

Referee: Torbert, Ronald (62) Umpire: Anderson, Barry (20) Down Judge: LeBlanc, Frank (44)
Line Judge: Bolinger, Brian (40) Field Judge: Dickson, Ryan (25) Side Judge: Washington, Keith (7)
Back Judge: Josselyn, Tony (67) Replay Official: Chase, Mike (0)

Lineups

New Orleans Saints

Carolina Panthers

Offense		Defense		Offense		Defense	
WR 12	C.Olave	DE 96	C.Granderson	WR 83	D.Moore	DT 75	D.Williams
WR 10	M.Valdes-Scantling	DT 93	N.Shepherd	LT 70	B.Christensen	DT 99	S.Tuttle
LT 75	T.Fuaga	DT 50	K.Saunders	LG 68	D.Lewis	DE 94	A.Robinson
LG 62	L.Patrick	DE 94	C.Jordan	C 64	C.Mays	OLB 7	J.Clowney
C 61	C.McGovern	LB 20	P.Werner	RG 50	R.Hunt	LB 56	T.Wallace
RG 51	C.Ruiz	MLB 56	D.Davis	RT 72	T.Moton	LB 47	J.Jewell
RT 70	T.Penning	LB 6	W.Gay	TE 80	I.Thomas	CB 23	D.Jackson
TE 87	F.Moreau	CB 1	A.Taylor	TE 0	J.Sanders	CB 8	J.Horn
TE 7	T.Hill	DB 27	S.Jean-Charles	WR 17	X.Legette	CB 2	M.Jackson
QB 4	D.Carr	SS 31	J.Howden	QB 9	B.Young	S 25	X.Woods
RB 41	A.Kamara	FS 32	T.Mathieu	RB 30	C.Hubbard	S 36	D.Richardson

Substitutions

Substitutions

S 0 U.Amadi, WR 11 C.Wilson, K 19 B.Grupe, DB 28 T.Herndon, S 30 R.Teamer, RB 33 J.Mims, S 38 M.Bradford, P 43 M.Hayball, FB 46 A.Prentice, DB 48 J.Gray, LS 49 Z.Wood, LB 52 D.Jackson, DE 55 I.Foskey, LB 58 A.Orji, OL 64 N.Saldiveri, T 67 L.Young, OL 74 O.Udoh, WR 80 J.Jackson, TE 83 J.Johnson, WR 84 M.Tipton, TE 85 D.Holker, DT 90 B.Breesee, DT 97 K.Boyd, DE 98 P.Turner, DE 99 C.Young

RB 3 R.Blackshear, K 4 E.Pineiro, RB 6 M.Sanders, P 10 J.Hecker, WR 13 D.Thompkins, WR 15 J.Mingo, WR 18 J.Coker, CB 26 C.Smith-Wade, CB 31 C.Farley, CB 32 L.Johnson, OLB 40 C.Harris, LB 41 J.Windmon, S 42 S.Franklin, LS 44 J.Jansen, LB 45 C.Gill, OLB 48 T.Incoom, LB 49 J.Rhattigan, LB 53 C.Chelus, G 61 J.Kingston, G 62 C.Zavala, T 77 Y.Nijman, TE 81 J.Matthews, DT 91 N.Thurman, DE 92 J.Harris, DE 93 L.Ray

Did Not Play

Did Not Play

QB 3 J.Haener

QB 14 A.Dalton

Not Active

Not Active

CB 14 K.McKinstry, 3QB 18 S.Rattler, RB 21 Ja.Williams, CB 23 M.Lattimore, CB 36 R.Payton, LB 53 J.Ford, DT 95 J.Ridgeway

S 22 J.Robinson, CB 27 S.Bartholomew, OLB 52 Dj.Johnson, T 79 I.Ekwonu, TE 82 T.Tremble, TE 84 F.Franks

Field Goals (made () & missed)

	B.Grupe	(29)	(33)	(51)	E.Pineiro	(48)						
							1	2	3	4	OT	Total
VISITOR:	New Orleans Saints						6	7	3	6	0	22
HOME:	Carolina Panthers						0	10	7	6	0	23

Scoring Plays

Team	Qtr	Time	Play Description (Extra Point) (Drive Info)	Visitor	Home
Saints	1	10:51	B.Grupe 29 yd. Field Goal (10-67, 4:09)	3	0
Saints	1	3:08	B.Grupe 33 yd. Field Goal (11-72, 5:07)	6	0
Panthers	2	9:59	X.Legette 3 yd. pass from B.Young (E.Pineiro kick) (8-40, 4:50)	6	7
Saints	2	4:13	T.Hill 7 yd. run (B.Grupe kick) (9-78, 5:46)	13	7
Panthers	2	0:38	E.Pineiro 48 yd. Field Goal (4--2, 0:39)	13	10
Panthers	3	9:55	C.Hubbard 1 yd. run (E.Pineiro kick) (9-86, 5:05)	13	17
Saints	3	4:15	B.Grupe 51 yd. Field Goal (12-37, 5:40)	16	17
Saints	4	11:55	F.Moreau 17 yd. pass from D.Carr (pass failed) (11-70, 5:40)	22	17
Panthers	4	2:18	C.Hubbard 16 yd. run (pass failed) (4-64, 1:08)	22	23

National Football League Game Summary

NFL Copyright © 2024 by The National Football League. All rights reserved. This summary and play-by-play is for the express purpose of assisting media in their coverage of the game; any other use of this material is prohibited without the written permission of the National Football League.

Paid Attendance: 70,292

Time: 3:06

Final Team Statistics

	Visitor Saints	Home Panthers
TOTAL FIRST DOWNS	25	15
By Rushing	11	5
By Passing	12	8
By Penalty	2	2
THIRD DOWN EFFICIENCY	5-15-33.3%	4-10-40.0%
FOURTH DOWN EFFICIENCY	2-3-66.7%	0-0-0.0%
TOTAL NET YARDS	427	246
Total Offensive Plays (inc. times thrown passing)	74	50
Average gain per offensive play	5.8	4.9
NET YARDS RUSHING	197	80
Total Rushing Plays	41	23
Average gain per rushing play	4.8	3.5
Tackles for a loss-number and yards	4-4	3-7
NET YARDS PASSING	230	166
Times thrown - yards lost attempting to pass	1-6	1-5
Gross yards passing	236	171
PASS ATTEMPTS-COMPLETIONS-HAD INTERCEPTED	32-18-0	26-16-1
Avg gain per pass play (inc.# thrown passing)	7.0	6.1
KICKOFFS Number-In End Zone-Touchbacks	6-3-3	5-3-2
PUNTS Number and Average	4-42.3	5-43.2
Had Blocked	0	0
FGs - PATs Had Blocked	0-0	0-0
Net Punting Average	36.3	41.8
TOTAL RETURN YARDAGE (Not Including Kickoffs)	7	24
No. and Yards Punt Returns	1-7	2-24
No. and Yards Kickoff Returns	3-59	3-53
No. and Yards Interception Returns	1-0	0-0
PENALTIES Number and Yards	10-109	6-55
FUMBLES Number and Lost	0-0	0-0
TOUCHDOWNS	2	3
Rushing	1	2
Passing	1	1
EXTRA POINTS Made-Attempts	1-2	2-3
Kicking Made-Attempts	1-1	2-2
Passing Made-Attempts	0-1	0-1
FIELD GOALS Made-Attempts	3-3	1-1
RED ZONE EFFICIENCY	2-4-50%	3-3-100%
GOAL TO GO EFFICIENCY	1-1-100%	2-2-100%
SAFETIES	0	0
FINAL SCORE	22	23
TIME OF POSSESSION	34:19	25:41

Ball Possession And Drive Chart

New Orleans Saints

#	Time Recd	Time Lost	Time Poss	How Ball Obtained	Drive Began	# Play	Yds Gain	Yds Pen	Net Yds	1st Down	Last Scrm	How Given Up
1	15:00	10:51	4:09	Kickoff	NO 22	10	67	0	67	4	* CAR 11	Field Goal
2	8:15	3:08	5:07	Punt	NO 13	11	57	15	72	4	* CAR 15	Field Goal
3	0:48	14:49	0:59	Punt	NO 8	3	2	0	2	0	NO 10	Punt
4	9:59	4:13	5:46	Kickoff	NO 22	9	68	10	78	6	* CAR 7	Touchdown
5	1:42	1:17	0:25	Punt	NO 12	3	-1	0	-1	0	NO 11	Punt
6	0:38	0:00	0:38	Kickoff	NO 24	3	50	0	50	3	NO 49	End of Half
7	9:55	4:15	5:40	Kickoff	NO 30	12	37	0	37	2	CAR 33	Field Goal
8	2:35	11:55	5:40	Punt	NO 30	11	70	0	70	4	* CAR 17	Touchdown
9	9:14	5:42	3:32	Interception	NO 26	6	40	-24	16	1	NO 42	Punt
10	4:35	3:26	1:09	Punt	NO 26	3	11	-13	-2	0	NO 24	Punt
11	2:18	1:04	1:14	Kickoff	NO 20	6	26	0	26	1	NO 46	Downs

(233) Average NO 21

Carolina Panthers

#	Time Recd	Time Lost	Time Poss	How Ball Obtained	Drive Began	# Play	Yds Gain	Yds Pen	Net Yds	1st Down	Last Scrm	How Given Up
1	10:51	8:15	2:36	Kickoff	CAR 30	5	13	0	13	1	CAR 43	Punt
2	3:08	0:48	2:20	Kickoff	CAR 30	4	20	5	25	1	NO 45	Punt
3	14:49	9:59	4:50	Punt	NO 40	8	45	-5	40	3	* NO 3	Touchdown
4	4:13	1:42	2:31	Kickoff	CAR 30	5	28	-5	23	1	NO 47	Punt
5	1:17	0:38	0:39	Punt	NO 28	4	-2	0	-2	0	NO 30	Field Goal
6	15:00	9:55	5:05	Kickoff	CAR 14	9	86	0	86	4	* NO 1	Touchdown
7	4:15	2:35	1:40	Kickoff	CAR 25	3	-3	0	-3	0	CAR 22	Punt
8	11:55	9:14	2:41	Kickoff	CAR 17	4	16	15	31	2	CAR 48	Interception
9	5:42	4:35	1:07	Punt	CAR 15	3	4	0	4	0	CAR 19	Punt
10	3:26	2:18	1:08	Punt	CAR 36	4	42	22	64	3	* NO 16	Touchdown
11	1:04	0:00	1:04	Downs	NO 45	2	-3	0	-3	0	NO 47	End of Game

(384) Average CAR 35

* inside opponent's 20

Time of Possession by Quarter		1st	2nd	3rd	4th	OT	Total
Visitor	New Orleans Saints	10:04	7:00	8:15	9:00		34:19
Home	Carolina Panthers	4:56	8:00	6:45	6:00		25:41
Kickoff Drive No.-Start Average		Saints: 5 - NO 24		Panthers: 6 - CAR 24			

New Orleans Saints vs Carolina Panthers
11/3/2024 at Bank of America Stadium

Final Defensive Statistics

New Orleans Saints

Regular Defensive Plays

Special Teams

Misc

	TKL	AST	COMB	SK	/ YDS	TFL	Q	IN	PD	FF	FR	TKL	AST	FF	FR	BL	TKL	AST	FF	FR	
P.Werner	6	2	8	0	0	1	0	0	0	0	0	0	0	0	0	0	0	0	0	0	0
D.Davis	3	2	5	0	0	0	0	0	0	0	0	0	0	0	0	0	0	0	0	0	0
C.Granderson	3	1	4	0.5	2.5	1	1	0	0	0	0	0	0	0	0	0	0	0	0	0	0
A.Taylor	3	1	4	0	0	0	0	0	3	0	0	0	0	0	0	0	0	0	0	0	0
N.Shepherd	1	3	4	0.5	2.5	0	2	0	0	0	0	0	0	0	0	0	0	0	0	0	0
J.Howden	1	3	4	0	0	1	0	0	0	0	0	0	0	0	0	0	0	0	0	0	0
W.Gay	2	0	2	0	0	1	0	0	0	0	0	0	0	0	0	0	0	0	0	0	0
U.Amadi	2	0	2	0	0	0	0	0	0	0	0	0	0	0	0	0	0	0	0	0	0
P.Turner	2	0	2	0	0	1	0	0	0	0	0	0	0	0	0	0	0	0	0	0	0
S.Jean-Charles	1	1	2	0	0	0	0	1	1	0	0	0	0	0	0	0	0	0	0	0	0
T.Mathieu	1	1	2	0	0	0	0	0	0	0	0	0	0	0	0	0	0	0	0	0	0
B.Breesee	1	0	1	0	0	0	1	0	0	0	0	0	0	0	0	0	0	0	0	0	0
K.Saunders	1	0	1	0	0	0	0	0	0	0	0	0	0	0	0	0	0	0	0	0	0
C.Jordan	1	0	1	0	0	0	0	0	0	0	0	0	0	0	0	0	0	0	0	0	0
K.Boyd	1	0	1	0	0	0	0	0	0	0	0	0	0	0	0	0	0	0	0	0	0
D.Jackson	0	0	0	0	0	0	0	0	0	0	0	2	1	0	0	0	0	0	0	0	0
Z.Wood	0	0	0	0	0	0	0	0	0	0	0	1	0	0	0	0	0	0	0	0	0
A.Orji	0	0	0	0	0	0	0	0	0	0	0	1	0	0	0	0	0	0	0	0	0
D.Holker	0	0	0	0	0	0	0	0	0	0	0	0	1	0	0	0	0	0	0	0	0
A.Prentice	0	0	0	0	0	0	0	0	0	0	0	0	1	0	0	0	0	0	0	0	0
Total	29	14	43	1	5	5	4	1	4	0	0	4	3	0	0	0	0	0	0	0	0

TKL = Tackle AST = Assist COMB = Combined QH=QB Hit IN = Interception PD = Pass Defense FF = Forced Fumble FR = Fumble Recovery

Carolina Panthers

Regular Defensive Plays

Special Teams

Misc

	TKL	AST	COMB	SK	/ YDS	TFL	QH	IN	PD	FF	FR	TKL	AST	FF	FR	BL	TKL	AST	FF	FR	
D.Richardson	8	4	12	0	0	0	0	0	1	0	0	0	0	0	0	0	0	0	0	0	0
C.Harris	5	1	6	1	6	2	2	0	0	0	0	0	0	0	0	0	0	0	0	0	0
A.Robinson	4	2	6	0	0	0	1	0	0	0	0	0	0	0	0	0	0	0	0	0	0
J.Jewell	1	5	6	0	0	0	0	0	0	0	0	0	0	0	0	0	0	0	0	0	0
N.Thurman	1	5	6	0	0	1	0	0	0	0	0	0	0	0	0	0	0	0	0	0	0
C.Smith-Wade	3	2	5	0	0	0	0	0	0	0	0	1	0	0	0	0	0	0	0	0	0
X.Woods	3	2	5	0	0	0	0	0	0	0	0	0	0	0	0	0	0	0	0	0	0
L.Ray	2	3	5	0	0	0	0	0	0	0	0	0	0	0	0	0	0	0	0	0	0
T.Wallace	2	3	5	0	0	1	0	0	0	0	0	0	0	0	0	0	0	0	0	0	0
C.Gill	1	4	5	0	0	0	0	0	0	0	0	0	0	0	0	0	0	0	0	0	0
J.Clowney	2	2	4	0	0	0	0	0	0	0	0	0	0	0	0	0	0	0	0	0	0
M.Jackson	2	1	3	0	0	1	0	0	1	0	0	0	0	0	0	0	0	0	0	0	0
D.Jackson	2	1	3	0	0	0	0	0	0	0	0	0	0	0	0	0	0	0	0	0	0
S.Tuttle	1	2	3	0	0	0	1	0	0	0	0	0	0	0	0	0	0	0	0	0	0
C.Farley	1	1	2	0	0	0	0	0	0	0	0	0	0	0	0	0	0	0	0	0	0
J.Horn	0	2	2	0	0	0	0	0	0	0	0	0	0	0	0	0	0	0	0	0	0
C.Chelus	1	0	1	0	0	0	0	0	0	0	0	0	1	0	0	0	0	0	0	0	0
J.Harris	0	1	1	0	0	0	0	0	0	0	0	0	0	0	0	0	0	0	0	0	0
D.Williams	0	0	0	0	0	0	1	0	0	0	0	0	0	0	0	0	0	0	0	0	0
R.Blackshear	0	0	0	0	0	0	0	0	0	0	0	1	0	0	0	0	0	0	0	0	0
J.Matthews	0	0	0	0	0	0	0	0	0	0	0	0	1	0	0	0	0	0	0	0	0
J.Rhattigan	0	0	0	0	0	0	0	0	0	0	0	0	1	0	0	0	0	0	0	0	0
J.Windmon	0	0	0	0	0	0	0	0	0	0	0	0	1	0	0	0	0	0	0	0	0
X.Legette	0	0	0	0	0	0	0	0	0	0	0	0	0	0	0	0	1	0	0	0	0
Total	39	41	80	1	6	5	5	0	2	0	0	2	4	0	0	0	1	0	0	0	0

Play By Play

First Quarter

11/3/2024

CAR wins the coin toss and elects to defer. NO elects to Receive, and CAR elects to defend the west goal.

E.Pineiro kicks 67 yards from CAR 35 to NO -2. J.Jackson to NO 22 for 24 yards (R.Blackshear).

New Orleans Saints at 15:00, (1st play from scrimmage 14:55)

1-10-NO 22	(14:55) A.Kamara right end to NO 42 for 20 yards (D.Jackson; D.Richardson).	R1
<u>1-10-NO 42</u>	(14:18) T.Hill right tackle to NO 47 for 5 yards (L.Ray).	
2-5-NO 47	(13:45) D.Carr pass short left to C.Olave ran ob at CAR 40 for 13 yards (M.Jackson).	P2
<u>1-10-CAR 40</u>	(13:23) (No Huddle, Shotgun) D.Carr pass short right to A.Kamara to CAR 30 for 10 yards (J.Jewell).	P3
<u>1-10-CAR 30</u>	(12:47) A.Kamara left end to CAR 25 for 5 yards (T.Wallace).	
2-5-CAR 25	(12:21) (No Huddle) A.Kamara right end to CAR 17 for 8 yards (A.Robinson, T.Wallace).	R4
<u>1-10-CAR 17</u>	(11:43) (Shotgun) A.Kamara right end to CAR 11 for 6 yards (C.Gill; L.Ray).	
2-4-CAR 11	(11:03) D.Carr pass incomplete short middle.	
3-4-CAR 11	(10:58) (Shotgun) D.Carr pass incomplete short right to F.Moreau.	
4-4-CAR 11	(10:54) B.Grupe 29 yard field goal is GOOD, Center-Z.Wood, Holder-M.Hayball.	

Timeout at 10:51.

NO 3 CAR 0, 10 plays, 67 yards, 4:09 drive, 4:09 elapsed

B.Grupe kicks 65 yards from NO 35 to end zone, Touchback to the CAR 30.

Carolina Panthers at 10:51

1-10-CAR 30	(10:51) B.Young pass short right to D.Moore to CAR 39 for 9 yards (A.Taylor).	
2-1-CAR 39	(10:13) X.Legette left end pushed ob at CAR 45 for 6 yards (P.Werner).	R1
<u>1-10-CAR 45</u>	(9:38) B.Young pass incomplete short right to J.Mingo (A.Taylor).	
2-10-CAR 45	(9:32) C.Hubbard left tackle to 50 for 5 yards (P.Werner; A.Taylor).	
3-5-50	(8:49) (Shotgun) B.Young pass short right to M.Sanders pushed ob at CAR 43 for -7 yards (W.Gay).	
	<i>Penalty on CAR-T.Moton, Illegal Formation, declined.</i>	
4-12-CAR 43	(8:22) J.Hekker punts 44 yards to NO 13, Center-J.Jansen, fair catch by J.Jackson.	

Timeout at 08:15.

New Orleans Saints at 8:15

1-10-NO 13	(8:15) A.Kamara up the middle to NO 22 for 9 yards (D.Richardson).	
2-1-NO 22	(7:47) (No Huddle) A.Kamara right tackle to NO 24 for 2 yards (L.Ray; J.Clowney).	R5
<u>1-10-NO 24</u>	(7:08) (Shotgun) D.Carr pass incomplete deep right to C.Olave. NO-C.Olave was injured during the play.	
	<i>PENALTY on CAR-X.Woods, Unnecessary Roughness, 15 yards, enforced at NO 24 - No Play.</i>	X6

Timeout at 07:02.

<u>1-10-NO 39</u>	(7:02) A.Kamara right guard to NO 44 for 5 yards (J.Jewell; M.Jackson).	
2-5-NO 44	(6:32) D.Carr pass short right to T.Hill pushed ob at CAR 45 for 11 yards (D.Richardson).	P7
<u>1-10-CAR 45</u>	(5:53) J.Jackson right end to CAR 46 for -1 yards (T.Wallace).	
2-11-CAR 46	(5:09) (Shotgun) D.Carr pass incomplete deep right to M.Tipton (D.Richardson).	
3-11-CAR 46	(5:03) (Shotgun) D.Carr pass deep middle to J.Johnson to CAR 21 for 25 yards (X.Woods).	P8
<u>1-10-CAR 21</u>	(4:31) (No Huddle) A.Kamara left end to CAR 18 for 3 yards (J.Jewell; D.Richardson).	
2-7-CAR 18	(3:53) A.Kamara left tackle to CAR 15 for 3 yards (J.Harris; C.Gill).	
3-4-CAR 15	(3:15) (Shotgun) D.Carr pass incomplete short right to A.Kamara.	
4-4-CAR 15	(3:11) B.Grupe 33 yard field goal is GOOD, Center-Z.Wood, Holder-M.Hayball.	

Timeout at 03:08.

NO 6 CAR 0, 11 plays, 72 yards, 1 penalty, 5:07 drive, 11:52 elapsed

New Orleans Saints

** Injury Update: NO-C.Olave return is Doubtful.

B.Grupe kicks 65 yards from NO 35 to end zone, Touchback to the CAR 30.

Carolina Panthers at 3:08

1-10-CAR 30	(3:08) (Shotgun) B.Young pass short right to J.Coker to CAR 48 for 18 yards (A.Taylor).	P2
<u>1-10-CAR 48</u>	(2:26) C.Hubbard right guard to NO 48 for 4 yards (C.Granderson).	
2-6-NO 48	(1:51) (Shotgun) B.Young pass incomplete short right.	
3-6-NO 48	(1:45) (Shotgun) M.Sanders up the middle to 50 for -2 yards (C.Granderson).	

New Orleans Saints vs Carolina Panthers at Bank of America Stadium

4-8-50 (1:02) J.Hekker punts 50 yards to end zone, Center-J.Jansen, Touchback.
PENALTY on NO-R.Teamer, Running Into the Kicker, 5 yards, enforced at 50 - No Play.

4-3-NO 45 (:54) J.Hekker punts 37 yards to NO 8, Center-J.Jansen, fair catch by J.Jackson.

New Orleans Saints at 0:48

1-10-NO 8 (:48) T.Hill left guard to NO 10 for 2 yards (A.Robinson, C.Gill).

**** Injury Update: NO-C.Olave is Out of the game.**

2-8-NO 10 (:12) D.Carr pass short right to A.Kamara to NO 10 for no gain (D.Jackson).

END OF QUARTER

	Score	Time Poss	First Downs				Efficiencies	
			R	P	X	T	3 Down	4 Down
New Orleans Saints	6	10:04	3	4	1	8	1/3	0/0
Carolina Panthers	0	4:56	1	1	0	2	0/2	0/0

Second Quarter

11/3/2024

Play By Play

New Orleans Saints continued.

- 3-8-NO 10 (15:00) (Shotgun) D.Carr pass incomplete short left to M.Tipton.
 4-8-NO 10 (14:57) M.Hayball punts 30 yards to NO 40, Center-Z.Wood, out of bounds.

Carolina Panthers at 14:49

- 1-10-NO 40 (14:49) *PENALTY on CAR-B.Christensen, False Start, 5 yards, enforced at NO 40 - No Play.*
 1-15-NO 45 (14:49) B.Young pass short middle to C.Hubbard to NO 40 for 5 yards (P.Werner).
 2-10-NO 40 (14:14) (Shotgun) B.Young pass short right to J.Sanders to NO 35 for 5 yards (P.Werner).
 3-5-NO 35 (13:33) (Shotgun) B.Young pass short middle to D.Moore to NO 24 for 11 yards (T.Mathieu). P3
1-10-NO 24 (12:51) (Shotgun) M.Sanders left end to NO 27 for -3 yards (J.Howden).
 2-13-NO 27 (12:06) (Shotgun) C.Hubbard right guard to NO 21 for 6 yards (D.Davis, N.Shepherd).
 3-7-NO 21 (11:24) (Shotgun) B.Young pass short left to J.Coker pushed ob at NO 3 for 18 yards (W.Gay). P4
1-3-NO 3 (10:44) C.Hubbard up the middle to NO 3 for no gain (D.Davis).
 2-3-NO 3 (10:03) (Shotgun) B.Young pass short middle to X.Legette for 3 yards, TOUCHDOWN. P5
 E.Pineiro extra point is GOOD, Center-J.Jansen, Holder-J.Hekker.

Timeout at 09:59.

NO 6 CAR 7, 8 plays, 40 yards, 4:50 drive, 5:01 elapsed

E.Pineiro kicks 62 yards from CAR 35 to NO 3. J.Mims to NO 22 for 19 yards (J.Matthews; C.Chereus).

New Orleans Saints at 9:59, (1st play from scrimmage 9:54)

- 1-10-NO 22 (9:54) (Shotgun) D.Carr pass incomplete short left to J.Johnson (J.Jewell). NO-J.Johnson was injured during the play.
PENALTY on CAR-D.Richardson, Unnecessary Roughness, 15 yards, enforced at NO 22 - No Play. X9

Timeout at 09:50.

- 1-10-NO 37 (9:50) A.Kamara right tackle to NO 43 for 6 yards (A.Robinson).
 2-4-NO 43 (9:25) (No Huddle) A.Kamara right guard to 50 for 7 yards (C.Gill). R10
1-10-50 (8:50) D.Carr pass short left to F.Moreau to CAR 47 for 3 yards (D.Richardson) [C.Gill]. FUMBLES (D.Richardson), ball out of bounds at CAR 46.
PENALTY on NO-L.Patrick, Ineligible Downfield Pass, 5 yards, enforced at 50 - No Play.
 1-15-NO 45 (8:28) A.Kamara left tackle to NO 49 for 4 yards (N.Thurman; J.Clowney).
 2-11-NO 49 (7:49) D.Carr pass short right to T.Hill to CAR 36 for 15 yards (D.Richardson). P11
1-10-CAR 36 (7:06) D.Carr pass short middle to C.Wilson to CAR 18 for 18 yards (D.Richardson). P12
1-10-CAR 18 (6:24) J.Mims left tackle to CAR 15 for 3 yards (D.Richardson).
 2-7-CAR 15 (5:48) A.Kamara up the middle to CAR 9 for 6 yards (D.Richardson, J.Horn).
 3-1-CAR 9 (5:07) (Shotgun) T.Hill left guard to CAR 7 for 2 yards (S.Tuttle; J.Jewell). R13
1-7-CAR 7 (4:18) (Shotgun) T.Hill left tackle for 7 yards, TOUCHDOWN. R14
 B.Grupe extra point is GOOD, Center-Z.Wood, Holder-M.Hayball.

Timeout at 04:13.

NO 13 CAR 7, 9 plays, 78 yards, 1 penalty, 5:46 drive, 10:47 elapsed

B.Grupe kicks 65 yards from NO 35 to end zone, Touchback to the CAR 30.

Carolina Panthers at 4:13

** Injury Update: NO-C.Wilson return is Questionable.

- 1-10-CAR 30 (4:13) C.Hubbard up the middle to CAR 35 for 5 yards (N.Shepherd).
 2-5-CAR 35 (3:36) (Shotgun) B.Young pass short left to J.Sanders to 50 for 15 yards (U.Amadi) [B.Bresee]. P6
1-10-50 (2:55) B.Young scrambles right end pushed ob at NO 47 for 3 yards (U.Amadi).
 2-7-NO 47 (2:14) C.Hubbard left guard to NO 42 for 5 yards (P.Werner).

Two-Minute Warning

- 3-2-NO 42 (2:00) (Shotgun) B.Young pass short right to X.Legette to NO 42 for no gain (A.Taylor). CAR-X.Legette was injured during the play.
 Timeout #1 by NO at 01:53.
 4-2-NO 42 (1:53) (Shotgun) *PENALTY on CAR, Delay of Game, 5 yards, enforced at NO 42 - No Play.*
 4-7-NO 47 (1:53) J.Hekker punts 35 yards to NO 12, Center-J.Jansen, downed by CAR-T.Incoom.

Timeout at 01:42.

New Orleans Saints at 1:42

- 1-10-NO 12 (1:42) (Shotgun) A.Kamara left end pushed ob at NO 11 for -1 yards (C.Harris). ** Injury Update: NO-J.Johnson has returned to the game.

New Orleans Saints vs Carolina Panthers at Bank of America Stadium

- 2-11-NO 11 (1:37) (Shotgun) D.Carr pass incomplete short right to T.Hill.
- 3-11-NO 11 (1:34) (Shotgun) D.Carr pass incomplete deep middle to M.Tipton.
- 4-11-NO 11 (1:29) M.Hayball punts 46 yards to CAR 43, Center-Z.Wood. R.Blackshear to NO 43 for 14 yards (Z.Wood, D.Holker).
PENALTY on NO-W.Gay, Unnecessary Roughness, 15 yards, enforced at NO 43.

Carolina Panthers at 1:17

- 1-10-NO 28 (1:17) (Shotgun) C.Hubbard left guard to NO 25 for 3 yards (D.Davis; N.Shepherd).
- 2-7-NO 25 (:53) (No Huddle, Shotgun) B.Young pass incomplete short left to D.Moore (A.Taylor).
- 3-7-NO 25 (:48) (Shotgun) B.Young sacked at NO 30 for -5 yards (sack split by C.Granderson and N.Shepherd).
Timeout #2 by NO at 00:42.
- 4-12-NO 30 (:42) **E.Pineiro 48 yard field goal is GOOD, Center-J.Jansen, Holder-J.Hekker.**

NO 13 CAR 10, 4 plays, -2 yards, 0:39 drive, 14:22 elapsed

New Orleans Saints

** Injury Update: CAR-X.Legette return is Questionable.

E.Pineiro kicks 57 yards from CAR 35 to NO 8. J.Jackson pushed ob at NO 24 for 16 yards (C.Smith-Wade).

New Orleans Saints at 0:38, (1st play from scrimmage 0:32)

- 1-10-NO 24 (:32) (Shotgun) A.Kamara right guard to NO 34 for 10 yards (J.Horn; C.Smith-Wade). R15
- 1-10-NO 34 (:08) (No Huddle, Shotgun) D.Carr pass short middle to A.Kamara to NO 49 for 15 yards (C.Farley; C.Smith-Wade). P16
Timeout #3 by NO at 00:02.
Timeout #1 by CAR at 00:02.
- 1-10-NO 49 (:02) (Shotgun) D.Carr pass short middle to J.Mims to CAR 26 for 25 yards (C.Smith-Wade). P17

END OF QUARTER

	Score	Time Poss	First Downs				Efficiencies	
			R	P	X	T	3 Down	4 Down
New Orleans Saints	13	7:00	4	4	1	9	1/3	0/0
Carolina Panthers	10	8:00	0	4	0	4	2/4	0/0

Third Quarter

11/3/2024

Play By Play

CAR elects to Receive, and NO elects to defend the West goal.

B.Grupe kicks 59 yards from NO 35 to CAR 6. R.Blackshear to CAR 27 for 21 yards (D.Jackson).

PENALTY on CAR-S.Franklin, Offensive Holding, 10 yards, enforced at CAR 24.

Carolina Panthers at 15:00, (1st play from scrimmage 14:54)

1-10-CAR 14 (14:54) C.Hubbard up the middle to CAR 15 for 1 yard (C.Granderson, P.Werner). **** Injury Update: CAR-X.Legette has returned to the game.**

2-9-CAR 15 (14:13) (Shotgun) B.Young pass short right to J.Sanders to NO 39 for 46 yards (J.Howden; S.Jean-Charles) [N.Shepherd]. P7

1-10-NO 39 (13:21) C.Zavala reported in as eligible. C.Hubbard left guard to NO 33 for 6 yards (K.Saunders).

2-4-NO 33 (12:44) B.Young pass incomplete deep right to D.Moore (A.Taylor).

3-4-NO 33 (12:36) (Shotgun) B.Young pass short middle to J.Sanders to NO 12 for 21 yards (T.Mathieu; J.Howden). P8

1-10-NO 12 (11:53) C.Hubbard left tackle to NO 10 for 2 yards (C.Jordan).

2-8-NO 10 (11:17) (Shotgun) B.Young scrambles left end to NO 1 for 9 yards (P.Werner). R9

Timeout #1 by NO at 10:45.

1-1-NO 1 (10:45) C.Zavala reported in as eligible. C.Hubbard up the middle to NO 1 for no gain (K.Boyd).

2-1-NO 1 **(9:59) C.Hubbard up the middle for 1 yard, TOUCHDOWN.** R10

E.Pineiro extra point is GOOD, Center-J.Jansen, Holder-J.Hekker.

Penalty on NO-P.Turner, Unnecessary Roughness, declined.

Timeout at 09:55.

NO 13 CAR 17, 9 plays, 86 yards, 5:05 drive, 5:05 elapsed

E.Pineiro kicks 65 yards from CAR 35 to end zone, Touchback to the NO 30.

New Orleans Saints at 9:55

1-10-NO 30 (9:55) A.Kamara left end to NO 34 for 4 yards (A.Robinson; C.Harris).

2-6-NO 34 (9:24) D.Carr pass incomplete short right.

3-6-NO 34 (9:20) (Shotgun) D.Carr pass short middle to M.Valdes-Scantling to NO 39 for 5 yards (D.Jackson).

4-1-NO 39 (8:42) (Punt formation) M.Hayball left end pushed ob at 50 for 11 yards (C.Chernelus). R18

1-10-50 (8:03) D.Carr pass incomplete short right.

2-10-50 (7:54) (Shotgun) D.Carr pass short right to T.Hill to CAR 44 for 6 yards (J.Clowney).

Timeout #2 by NO at 07:10.

3-4-CAR 44 (7:10) (Shotgun) D.Carr pass short right to A.Kamara to CAR 41 for 3 yards (X.Woods).

4-1-CAR 41 (6:22) (Shotgun) O.Udoh reported in as eligible. T.Hill right tackle to CAR 38 for 3 yards (S.Tuttle; N.Thurman). R19

1-10-CAR 38 (5:42) J.Mims right end to CAR 32 for 6 yards (J.Jewell; N.Thurman).

**** Injury Update: NO-L.Patrick return is Questionable.**

2-4-CAR 32 (4:59) J.Mims left tackle to CAR 33 for -1 yards (M.Jackson).

3-5-CAR 33 (4:25) (Shotgun) T.Hill pass incomplete short left to A.Prentice [A.Robinson]. **** Injury Update: NO-C.Wilson has returned to the game.**

4-5-CAR 33 **(4:20) B.Grupe 51 yard field goal is GOOD, Center-Z.Wood, Holder-M.Hayball.**

Timeout at 04:15.

NO 16 CAR 17, 12 plays, 37 yards, 5:40 drive, 10:45 elapsed

B.Grupe kicks 61 yards from NO 35 to CAR 4. R.Blackshear to CAR 25 for 21 yards (A.Prentice; D.Jackson).

Carolina Panthers at 4:15, (1st play from scrimmage 4:10)

1-10-CAR 25 (4:10) B.Young pass short left to C.Hubbard to CAR 20 for -5 yards (P.Werner).

2-15-CAR 20 (3:31) (Shotgun) B.Young pass incomplete short right to X.Legette.

3-15-CAR 20 (3:28) (Shotgun) B.Young pass short left to M.Sanders to CAR 22 for 2 yards (B.Bresee).

4-13-CAR 22 (2:43) J.Hekker punts 48 yards to NO 30, Center-J.Jansen, fair catch by J.Jackson.

Timeout at 02:35.

New Orleans Saints at 2:35

1-10-NO 30 (2:35) (Shotgun) A.Kamara left end to NO 33 for 3 yards (L.Ray).

2-7-NO 33 (1:59) A.Kamara right tackle to NO 38 for 5 yards (C.Gill; L.Ray).

3-2-NO 38 (1:16) (Shotgun) D.Carr pass short middle to A.Kamara to CAR 42 for 20 yards (D.Richardson; T.Wallace) [S.Tuttle]. P20

1-10-CAR 42 (:41) (No Huddle) A.Kamara left end to CAR 43 for -1 yards (N.Thurman).

2-11-CAR 43 (:05) J.Mims left tackle to CAR 39 for 4 yards (J.Jewell; N.Thurman).

New Orleans Saints vs Carolina Panthers at Bank of America Stadium

END OF QUARTER

	Score	Time Poss	First Downs				Efficiencies	
			R	P	X	T	3 Down	4 Down
New Orleans Saints	16	8:15	2	1	0	3	1/4	2/2
Carolina Panthers	17	6:45	2	2	0	4	1/2	0/0

Fourth Quarter

11/3/2024

Play By Play

New Orleans Saints continued.

3-7-CAR 39	(15:00) (Shotgun) D.Carr pass short middle to T.Hill to CAR 30 for 9 yards (D.Richardson).	P21
<u>1-10-CAR 30</u>	(14:24) A.Kamara right guard to CAR 26 for 4 yards (C.Harris).	
2-6-CAR 26	(13:41) A.Kamara left guard to CAR 20 for 6 yards (N.Thurman; X.Woods).	R22
<u>1-10-CAR 20</u>	(12:51) D.Carr pass incomplete short right.	
2-10-CAR 20	(12:44) A.Kamara right guard to CAR 17 for 3 yards (J.Clowney).	
3-7-CAR 17	(12:02) (Shotgun) D.Carr pass deep right to F.Moreau for 17 yards, TOUCHDOWN.	P23
	TWO-POINT CONVERSION ATTEMPT. D.Carr pass to J.Johnson is incomplete. ATTEMPT FAILS.	

Timeout at 11:55.

NO 22 CAR 17, 11 plays, 70 yards, 5:40 drive, 3:05 elapsed

B.Grupe kicks 63 yards from NO 35 to CAR 2. M.Sanders MUFFS catch, and recovers at CAR 3. M.Sanders to CAR 17 for 14 yards (A.Orji).

Carolina Panthers at 11:55, (1st play from scrimmage 11:50)

1-10-CAR 17	(11:50) C.Hubbard up the middle to CAR 23 for 6 yards (D.Davis).	
2-4-CAR 23	(11:11) (Shotgun) B.Young sacked at CAR 22 for -1 yards (D.Davis).	
	<i>PENALTY on NO-D.Davis, Face Mask, 15 yards, enforced at CAR 23 - No Play.</i>	X11
<u>1-10-CAR 38</u>	(10:44) C.Hubbard up the middle to 50 for 12 yards (P.Turner).	R12
<u>1-10-50</u>	(10:04) D.Thompkins left end to CAR 48 for -2 yards (P.Turner).	
2-12-CAR 48	(9:22) (Shotgun) B.Young pass deep right intended for X.Legette INTERCEPTED by S.Jean-Charles at NO 26. S.Jean-Charles to NO 26 for no gain (X.Legette).	

Timeout at 09:14.

New Orleans Saints at 9:14

1-10-NO 26	(9:14) A.Kamara up the middle to NO 34 for 8 yards (A.Robinson; T.Wallace).	
2-2-NO 34	(8:39) A.Kamara up the middle to NO 37 for 3 yards (C.Harris).	R24
<u>1-10-NO 37</u>	(8:03) J.Mims left end pushed ob at NO 44 for 7 yards (D.Richardson).	
	<i>PENALTY on NO-D.Holker, Offensive Holding, 10 yards, enforced at NO 38.</i>	
1-19-NO 28	(7:40) (Shotgun) D.Carr pass short middle to J.Mims to NO 34 for 6 yards (T.Wallace).	
	<i>PENALTY on NO-T.Penning, Offensive Holding, 10 yards, enforced at NO 28 - No Play.</i>	
1-29-NO 18	(7:20) (Shotgun) D.Carr pass incomplete short right to A.Kamara.	
2-29-NO 18	(7:17) (Shotgun) A.Kamara up the middle to NO 30 for 12 yards (X.Woods; D.Richardson).	
3-17-NO 30	(6:34) (Shotgun) D.Carr pass short middle to C.Wilson to NO 46 for 16 yards (C.Smith-Wade).	
4-1-NO 46	(5:48) (Run formation) <i>PENALTY on NO, Delay of Game, 4 yards, enforced at NO 46 - No Play.</i>	
4-5-NO 42	(5:48) M.Hayball punts 43 yards to CAR 15, Center-Z.Wood, fair catch by D.Moore.	

Timeout at 05:42.

New Orleans Saints

** Injury Update: NO-L.Patrick is Out of the game.

Carolina Panthers at 5:42

1-10-CAR 15	(5:42) B.Young pass incomplete short right to C.Hubbard.	
2-10-CAR 15	(5:37) (Shotgun) B.Young pass short right to X.Legette to CAR 19 for 4 yards (J.Howden; D.Davis).	
3-6-CAR 19	(4:52) (Shotgun) B.Young pass incomplete short right.	
4-6-CAR 19	(4:46) J.Hekker punts 52 yards to NO 29, Center-J.Jansen. J.Jackson to NO 37 for 8 yards (J.Rhattigan; J.Windmon).	
	<i>PENALTY on NO-R.Teamer, Offensive Holding, 10 yards, enforced at NO 36.</i>	

New Orleans Saints at 4:35

1-10-NO 26	(4:35) A.Kamara left tackle to NO 29 for 3 yards (A.Robinson; D.Richardson).	
	<i>PENALTY on NO-T.Penning, Face Mask, 13 yards, enforced at NO 26 - No Play.</i>	
1-23-NO 13	(4:28) A.Kamara up the middle to NO 20 for 7 yards (A.Robinson).	
2-16-NO 20	(3:48) A.Kamara right end to NO 23 for 3 yards (S.Tuttle).	
	Timeout #1 by CAR at 03:43.	
3-13-NO 23	(3:43) (Shotgun) A.Kamara left end pushed ob at NO 24 for 1 yard (C.Smith-Wade).	
4-12-NO 24	(3:39) M.Hayball punts 50 yards to CAR 26, Center-Z.Wood. R.Blackshear to CAR 36 for 10 yards (D.Jackson).	

Carolina Panthers at 3:26

1-10-CAR 36	(3:26) (Shotgun) B.Young pass incomplete deep right to J.Coker.	
-------------	---	--

New Orleans Saints vs Carolina Panthers at Bank of America Stadium

2-10-CAR 36 (3:20) (Shotgun) B.Young pass incomplete deep right to J.Sanders. P13
 3-10-CAR 36 (3:14) (Shotgun) B.Young pass deep middle to X.Legette to NO 38 for 26 yards (S.Jean-Charles).
 1-10-NO 38 (2:30) (Shotgun) B.Young pass incomplete deep right to J.Sanders. X14
PENALTY on NO-D.Davis, Defensive Pass Interference, 22 yards, enforced at NO 38 - No Play.
 1-10-NO 16 (2:24) **C.Hubbard up the middle for 16 yards, TOUCHDOWN.** R15
(Pass formation) PENALTY on CAR, Delay of Game, 5 yards, enforced at NO 2 - No Play.
(Pass formation) TWO-POINT CONVERSION ATTEMPT. B.Young is sacked. ATTEMPT FAILS.

NO 22 CAR 23, 4 plays, 64 yards, 1 penalty, 1:08 drive, 12:42 elapsed

E.Pineiro kicks 65 yards from CAR 35 to landing zone to end zone, Touchback to the NO 20.

New Orleans Saints at 2:18

1-10-NO 20 (2:18) (Shotgun) A.Kamara right tackle to NO 24 for 4 yards (C.Harris).
 Two-Minute Warning P25
 2-6-NO 24 (2:00) (Shotgun) D.Carr pass short middle to J.Johnson to NO 40 for 16 yards (X.Woods) [C.Harris].
 1-10-NO 40 (1:42) (No Huddle, Shotgun) D.Carr pass incomplete short left to A.Kamara [D.Williams].
 2-10-NO 40 (1:38) (Shotgun) D.Carr sacked at NO 34 for -6 yards (C.Harris).
 3-16-NO 34 (1:15) (No Huddle, Shotgun) D.Carr pass short middle to A.Kamara to NO 46 for 12 yards (C.Farley).
 Timeout #3 by NO at 01:09.
 4-4-NO 46 (1:09) (Shotgun) D.Carr pass incomplete deep left to C.Wilson (M.Jackson).

Carolina Panthers at 1:04

1-10-NO 45 (1:04) B.Young kneels to NO 47 for -2 yards.
 2-12-NO 47 (:36) B.Young kneels to NO 48 for -1 yards.

END OF QUARTER

	Score	Time Poss	First Downs				Efficiencies	
			R	P	X	T	3 Down	4 Down
New Orleans Saints	22	9:00	2	3	0	5	2/5	0/1
Carolina Panthers	23	6:00	2	1	2	5	1/2	0/0

Miscellaneous Statistics Report

New Orleans Saints vs Carolina Panthers
11/3/2024 at Bank of America Stadium

Ten Longest Plays for New Orleans Saints

Yards	Qtr	Play Start	Play Description
25	1	3-11-CAR 46	(5:03) (Shotgun) D.Carr pass deep middle to J.Johnson to CAR 21 for 25 yards (X.Woods).
25	2	1-10-NO 49	(:02) (Shotgun) D.Carr pass short middle to J.Mims to CAR 26 for 25 yards (C.Smith-Wade).
20	1	1-10-NO 22	(14:55) A.Kamara right end to NO 42 for 20 yards (D.Jackson; D.Richardson).
20	3	3-2-NO 38	(1:16) (Shotgun) D.Carr pass short middle to A.Kamara to CAR 42 for 20 yards (D.Richardson; T.Wallace) [S.Tuttle].
18	2	1-10-CAR 36	(7:06) D.Carr pass short middle to C.Wilson to CAR 18 for 18 yards (D.Richardson).
17	4	3-7-CAR 17	(12:02) (Shotgun) D.Carr pass deep right to F.Moreau for 17 yards, TOUCHDOWN.
16	4	3-17-NO 30	(6:34) (Shotgun) D.Carr pass short middle to C.Wilson to NO 46 for 16 yards (C.Smith-Wade).
16	4	2-6-NO 24	(2:00) (Shotgun) D.Carr pass short middle to J.Johnson to NO 40 for 16 yards (X.Woods) [C.Harris].
15	2	2-11-NO 49	(7:49) D.Carr pass short right to T.Hill to CAR 36 for 15 yards (D.Richardson).
15	2	1-10-NO 34	(:08) (No Huddle, Shotgun) D.Carr pass short middle to A.Kamara to NO 49 for 15 yards (C.Farley; C.Smith-Wade).

Ten Longest Plays for Carolina Panthers

Yards	Qtr	Play Start	Play Description
46	3	2-9-CAR 15	(14:13) (Shotgun) B.Young pass short right to J.Sanders to NO 39 for 46 yards (J.Howden; S.Jean-Charles) [N.Shepherd].
26	4	3-10-CAR 36	(3:14) (Shotgun) B.Young pass deep middle to X.Legette to NO 38 for 26 yards (S.Jean-Charles).
21	3	3-4-NO 33	(12:36) (Shotgun) B.Young pass short middle to J.Sanders to NO 12 for 21 yards (T.Mathieu; J.Howden).
18	1	1-10-CAR 30	(3:08) (Shotgun) B.Young pass short right to J.Coker to CAR 48 for 18 yards (A.Taylor).
18	2	3-7-NO 21	(11:24) (Shotgun) B.Young pass short left to J.Coker pushed ob at NO 3 for 18 yards (W.Gay).
16	4	1-10-NO 16	(2:24) C.Hubbard up the middle for 16 yards, TOUCHDOWN.
15	2	2-5-CAR 35	(3:36) (Shotgun) B.Young pass short left to J.Sanders to 50 for 15 yards (U.Amadi) [B.Bresee].
12	4	1-10-CAR 38	(10:44) C.Hubbard up the middle to 50 for 12 yards (P.Turner).
11	2	3-5-NO 35	(13:33) (Shotgun) B.Young pass short middle to D.Moore to NO 24 for 11 yards (T.Mathieu).
9	1	1-10-CAR 30	(10:51) B.Young pass short right to D.Moore to CAR 39 for 9 yards (A.Taylor).

Touchdown Scoring Information

		Offense	Defense	Special Teams
VISITOR	New Orleans Saints	2	0	0
HOME	Carolina Panthers	3	0	0

Player Scoring Information

Club	Player	TD	Rush TD	Rec TD	KO TD	Punt TD	Int TD	Fum TD	Misc TD	FG	XP	2Pt Rush	2Pt Rec	Sfty	Points
NO	B.Grupe	0	0	0	0	0	0	0	0	3	1	0	0	0	10
NO	T.Hill	0	1	0	0	0	0	0	0	0	0	0	0	0	6
NO	F.Moreau	0	0	1	0	0	0	0	0	0	0	0	0	0	6
CAR	C.Hubbard	0	2	0	0	0	0	0	0	0	0	0	0	0	12
CAR	X.Legette	0	0	1	0	0	0	0	0	0	0	0	0	0	6
CAR	E.Pineiro	0	0	0	0	0	0	0	0	1	2	0	0	0	5

Possession Detail

	First Half		Second Half		Game	
	Visitor	Home	Visitor	Home	Visitor	Home
Largest Lead	6	1	5	4	6	4
Drives Leading	4	0	2	2	6	2
Time of Possession Leading	7:09	0:00	4:41	2:44	11:50	2:44
Largest Deficit	-1	-6	-4	-5	-4	-6
Drives Trailing	1	5	3	4	4	9
Time of Possession Trailing	5:46	12:56	12:34	10:01	18:20	22:57
Times Score Tied Up		0		0		0
Lead Changes		3		3		6