



NEWS RELEASE

ONE COWBOYS WAY ★ FRISCO, TEXAS 75034 ★ P:972.497.4959 ★ WWW.DALLASCOWBOYS.COM

REGULAR SEASON GAME #4 - SUNDAY, SEPTEMBER 29, 2019
DALLAS COWBOYS AT NEW ORLEANS SAINTS
MERCEDES-BENZ SUPERDOME - NEW ORELANS, LA - 7:20 P.M. (CDT)



KXAS NBC 5 DFW

Play-By-Play: Al Michaels
 Analyst: Cris Collinsworth
 Sideline Reporter: Michele Tafoya



KRLD-FM 105.3 THE FAN

Play-By-Play: Ted Emrich
 Analyst: Babe Laufenberg
 Sideline Reporter: Kristi Scales



COMPASS MEDIA (National)

Play-By-Play: Kevin Ray
 Analyst: Danny White



KMVK-FM 107.5 Mega

Play-By-Play: Victor Villalba
 Analyst: Luis Perez

PUBLIC RELATIONS CONTACTS

Rich Dalrymple972-497-4953rdalrymple@dallascowboys.net
 Scott Agulnek.....972-497-4956 sagulnek@dallascowboys.net
 Joe Trahan.....972-497-4552jtrahan@dallascowboys.net
 Dave Abbruzese972-497-4355 .. dabbruzese@dallascowboys.net
 Emily Robbins.....972-497-4359erobbins@dallascowboys.net
 Whitney Faulkner.....972-497-4955 wfaulkner@dallascowboys.net
 Brook Weber.....972-497-4252 bweber@dallascowboys.net

QUICK FACTS:

DALLAS COWBOYS (3-0)
 AT
 NEW ORLEANS SAINTS (2-1)

Series Record:
 Dallas leads the series 17-12

Last Meeting:
 Dallas 13, New Orleans 10, Nov. 29, 2018

Last Meeting in New Orleans:
 Dallas 20, New Orleans 26 (OT), Oct. 4, 2015

Last Cowboys Win:
 Dallas 13, New Orleans 10, Nov. 29, 2018

Series Streak:
 Dallas has won two of the last three.

★ COWBOYS PR ON TWITTER ★

The official Twitter account of the Dallas Cowboys Public Relations team (@DallasCowboysPR) will provide pertinent stats, information, transactions, game updates and more throughout the week and on gameday. Follow us for the most up-to-date info related to the Cowboys organization.

★ BY THE NUMBERS ★

13

Dallas has 13 touchdowns in the first three games of 2019, tied for the sixth-most through three games in team history, and the most since 14 in 2007.

100

Ezekiel Elliott (125) and Tony Pollard both eclipsed 100 rushing yards, the fourth-time in team history a pair of backs went over 100 yards and the first since 1998 (Emmitt Smith and Chris Warren).

**400
+
30**

The Cowboys have recorded 400 yards of offense and 30 points in four-straight regular season games (dating back to Week 17 of 2018) - the longest such streak in team history, surpassing a three-game streak in Weeks 4-7 of 2017 against the LA Rams, Green Bay and San Francisco.

★ THIS WEEK'S SCHEDULE ★

Tuesday, September 24

Players' day off - no availability

Wednesday, September 25

10:35 a.m. Coach Garrett press conference
 11:15 a.m. Practice - first portion open to local media
 1:30 p.m. Locker room open
 2:30 p.m. Coach Payton Conference Call

Thursday, September 26

10:35 a.m. Coach Garrett press conference
 11:15 a.m. Practice - first portion open to local media
 1:10 p.m. Coordinators Available
 1:30 p.m. Locker room open

Friday, September 27

10:35 a.m. Coach Garrett press conference
 11:15 a.m. Practice - first portion open to local media
 12:45 p.m. Locker room open

Saturday, September 28

3:00 p.m. Team travel to New Orleans

Sunday, September 29

7:20 p.m. Dallas Cowboys at New Orleans Saints

★ DALLAS COWBOYS OMG ★

The Cowboys launched a new media website at www.NFL OMG.com. Please follow the link and click on the Cowboys logo to access the team's page. For unique login access, please send an email request to dcpr@dallascowboys.net.

The Cowboys NFL OMG site contains the complete 2019 Media Guide, all weekly game notes and packets, player bios and rosters, Cowboys staff information and bios, weekly flip cards, a game tracker, all team and individual records and statistics, historical information, daily press releases and much more. The packets and media guide are updated weekly during the season and available in a PDF format for printing purposes. On gamedays, the site will host live statistics, updated player notes, postgame quotes and more. For guest access to the site, please use:

username: cowboysguest
password: cowboys2019

★ TABLE OF CONTENTS ★

Radio and TV broadcast info	1
Dallas Cowboys Media Schedule	1
Dallas Cowboys OMG info.....	1
Cowboys PR contact info.....	1
Dallas Cowboys Art Collection Ticket Art	2
DallasCowboys.com	2
2019 RoundUp.....	3
What to Watch For.....	4
Jason Garrett Facts and Figures	5
Jason Garrett Bio.....	5
Opposing Head Coach Bio	5
2019 Statistical Comparison	6
Cowboys Head Coaching History	6
Garrett's Record When.....	6
Player Highlights against New Orleans.....	7
Series History.....	7
Cowboys Against the NFC South.....	7
AT&T Stadium Record When	8
Sold Out Stadiums.....	8
Home Cooking	8
Championship Tradition	9
Pro Bowl Cowboys.....	9
Individual Notes.....	10-25
Dak Prescott.....	10-14
Ezekiel Elliott	15-17
Tony Pollard/rushing offense	18
Amari Cooper	18-19
Randall Cobb/offense.....	19
Jason Witten.....	20-21
Leighton Vander Esch	22-23
Jaylon Smith.....	22-23
Team Defense	23
DeMarcus Lawrence	24
Byron Jones	24
Brett Maher.....	25
Chris Jones	25
2019 Regular Season Stats.....	26
2019 Defensive Stats.....	27
Unofficial Depth Chart	28
Pronunciation Guide	28
Coaching Staff	28
Alphabetical Roster.....	29
Numerical Roster	30
Positional Roster.....	31
How The Cowboys Were Built	32
Contract Status	32
Contract Breakdown	33
When The Cowboys Were Built	34
Transactions by Date	35
Transactions by Player	36

★ DALLAS COWBOYS ART COLLECTION ★

The Dallas Cowboys unveiled their 2019 home season tickets in the first home contest against the Houston Texans, with each featuring a work of art from the Dallas Cowboys Art Collection featured at AT&T Stadium.

All season ticket members and suite ticket members will receive commemorative tickets featuring the art of the Dallas Cowboys Art Collection, which includes Dave Muller's "Solar Arrangement," Trenton Doyle Hancock's "From A Legend To A Choir," Lawrence Weiner's "Brought Up To Speed," Wayne Gonzales' "Cheering Crowd," Terry Haggerty's "Two Minds," Olafur Elasson's "Moving Stars Takes Times," Gary Simmons' "Blue Field Explosions," Matthew Ritchie's "Line of Play," Doug Aitken's "New Horizon," Mel Bochner's "Win!," Franz Ackermann's "Coming Home (And Meet Me) At The Waterfall" and Teresita Fernandez's "Starfield."

The Dallas Cowboys and AT&T Stadium are family businesses, and the art collection in the stadium and The Star in Frisco reflects the intimacy of a personal vision. Unlike most private collections, this one is accessible to massive crowds. It is there to be seen, week after week, season after season, by tourists just passing through and by regulars who return again and again. The collection consists of 86 works of art by 56 established and emerging artists. The works in the collection are united by their boldness, vigor, and resolve. They not only hold their own in a crowd, but have the power to transform massive public spaces into impossible- to-mistake locations where visitors from all over the world come together.



★ DALLASCOWBOYS.COM ★



The Dallas Cowboys official website is your one-stop shop for all breaking news, analysis and opinion, along with unique X's and O's breakdown featured in written content, videos and radio podcasts. DallasCowboys.com offers the best collection of timely articles, press conferences and videos, combined with the best spot to purchase tickets and order merchandise from the Cowboys Pro Shop. From the latest news to the latest apparel, there is no better place to visit than DallasCowboys.com.

To view the latest press conferences featuring Head Coach Jason Garrett, player interviews from daily locker room sessions, radio interviews with Cowboys front office executives and Dallas Cowboys game highlights, visit <https://www.dallascowboys.com/all-media/>



Round Up

A look at this week's top storylines



at



Dallas Cowboys (3-0) at New Orleans Saints (2-1) • Sunday, Sept. 29, 2019 7:20 p.m. CDT



Player Spotlight

EZEKIEL ELLIOTT

20 TONY POLLARD 21

100



FIRST TIME TWO COWBOYS RUNNING BACKS RUSH FOR 100+ YARDS IN SAME GAME SINCE EMMITT SMITH AND CHRIS WARREN (1998)

SCOUTING REPORT

16

The Dallas offense has produced 16 plays of 20-plus yards in 2019 - fifth in the NFL - with 13 of those plays coming through the air. Conversely, the New Orleans defense has allowed 19 plays of 20-plus yards, including 14 through the air, which ranks 31st among all teams.

58.1

The Cowboys lead the NFL with a third down conversion rate of 58.1% (18-of-31), and this week take on a Saints defense that is allowing a third down conversion on 42.5% of opponent attempts (17-of-40) - 20th in the NFL.

134.2

The Saints have been effective against the blitz in 2019, completing 11-of-14 passes for a 134.2 quarterback rating in blitz passing situations. The Cowboys have blitzed on passing downs 23 times, holding opponents to 13-of-23 passing with no sacks.



4

DAK PRESCOTT

- * Recorded his 35th win versus the Dolphins. Prescott trails only Tom Brady (38) for most wins since the start of 2016.
- * Ranks third all-time in QB Rating (97.9) and fourth all-time in TD/INT ratio (2.81) in NFL history.
- * Prescott now has nine touchdown passes in the first three games of 2019, tying Don Meredith (1966) for the most by a Cowboys quarterback through the first three games of a season.
- * Prescott completed 20 straight passes over the course of two games, at Washington (9/13) and against Miami (9/22), to establish a career-high and the second-longest streak in team history. Brandon Weeden's 21 straight passes over five games from Nov. 2, 2014 - Sept. 27, 2015 is the team-high.
- * Prescott has completed all 22 of his passes in the third quarter of games this season, adding three touchdowns and four completions of 25-plus yards.
- * Prescott reached 75 career passing scores against Miami. He is the seventh quarterback in team history to reach that mark, and he did it in 51 games - the second-fastest to reach that mark in games played under center (Tony Romo - 37 GP) and the fastest in overall games played.

21

EZEKIEL ELLIOTT

- * Elliott and Tony Pollard both eclipsed 100 rushing yards against Miami, the first time Dallas has boasted two 100-yard rushers in a single game since Emmitt Smith (122) and Chris Warren (104) did so at Washington (10/4/98). It is the fourth-time in team history that the Cowboys had two 100-yard rushers in the same game.
- * Elliott leads the NFL with 10 "big-play" rushes of 10-plus yards in 2019, and since he entered the league in 2016, leads all rushers with 120 such runs.
- * With 100 yards on the ground, Elliott can tie his second-longest streak of 100-yard games with three, something he has done twice (11/11/18 - 11/22/18 and 10/8/17 - 10/29/18).

20

TONY POLLARD

- * Pollard and Elliott both eclipsed 100 rushing yards against Miami, the first time Dallas has boasted two 100-yard rushers in a single game since Emmitt Smith (122) and Chris Warren (104) did so at Washington (10/4/98). It is the fourth-time in team history that the Cowboys had two 100-yard rushers in the same game.

19

AMARI COOPER

- * Cooper has been a reliable target for Dak Prescott and is efficient at moving the chains for the Cowboys offense, recording 51 first down receptions (tied for fifth) spanning two seasons since his trade to Dallas in 2018.
- * Since Dallas acquired Cooper, five of his 10 touchdowns have come from 20-plus yards, which is tied for the most league-wide from Week 9, 2018 to 2019.

90

DEMARCUS LAWRENCE

- * Lawrence led the team with 10.5 sacks in 2018, marking the first time a Dallas defender recorded consecutive double-digit sack seasons since DeMarcus Ware (2007-11).
- * Needs 4.5 sacks to become the 11th Cowboys defender to reach 40.0 in a career.
- * Lawrence has recorded 26.5 sacks since the start of the 2017 season - sixth in the NFL during that span behind Chandler Jones (33.0), Aaron Donald (32.5), Calais Campbell (28.0), Ryan Kerrigan (27.0) and Cameron Jordan (27.0).

55

LEIGHTON VANDER ESCH

- * Established a franchise rookie record with a team-leading 176 tackles. Also was only the sixth rookie to reach 100 tackles in a season. It was the fourth-highest tackle tally by any Dallas defender in a single season.
- * Reached 200 tackles for his career against Miami - doing so in 19 career games. Since 1977 when coaching film was first used to grade tackles, the fastest Cowboys defender to 200 career tackles is Dexter Coakley, who reached the milestone in 24 games.

6

CHRIS JONES

- * Jones ranks third all-time in percentage of punts downed inside the 20-yard line, at 40.19%.
- * Passed Mike Saxon (166) for sole possession of second place on punts downed inside the 20 in Cowboys history in the game against Miami.

JASON GARRETT

**Head Coach
2011-2019**



★ AWARDS & HONORS ★



2016

NFL Coach of the Year

2007

Pro Football Weekly's
NFL Assistant Coach of the Year



3

NFC East Division Titles



23

Different players selected to the Pro Bowl since 2010 for a total of 49 appearances.

★ TOP FINISHES ★

Since 2014, Jason Garrett has led the offense to the top of the rankings in several key categories:

1st

Yards-Per-Rush (4.62)

1st

Rush Yards-Per-Game (135.1)

t-4th

Rushing Touchdowns (81)

4th

Completion Percentage (66.3%)

10th

Passing Yards-Per-Attempt (7.54)

1

Jason Garrett is the first former Dallas Cowboys player to become the team's head coach.

★ HEAD COACHES ★

JASON GARRETT (80-59, 9th Year)

Jason Garrett was named the eighth head coach in Dallas Cowboys history on January 5, 2011. Garrett became the first former Cowboys player to become the team's head coach. As a backup quarterback during his playing career in Dallas, he started nine-of-23 games played and was a member of teams that won six division titles and three Super Bowl championships.

Garrett was elevated to the Cowboys top job after taking over as the team's interim head coach midway through 2010. He guided the club to a 5-3 mark to finish the season after the team started 1-7. He led Dallas to an 8-8 record, narrowly missing the playoffs and an NFC East Division title in each his first three full seasons as head coach (2011-13). Garrett guided the 2014 squad to an NFL-best tying 12-4 record, the club's 22nd Division title - 18th NFC East title - 31st postseason appearance and 34th playoff win. His team fought through adversity in 2015, slipping to 4-12 on the season. The team bounced back under Garrett in 2016, completing the club's largest one-season turnaround in franchise history with a nine-game difference, finishing with a 13-3 record in 2016. The record included beginning the season 0-1 and going on to win 11 straight games - the longest single-season win streak in team history. Garrett's Cowboys won their second division championship with him at the helm, while earning the NFC's top overall seed and hosting an NFC Divisional Playoff Game for the first time since 2007. He was named AP Coach of the Year for his team's 2016 accomplishments. The 2018 Cowboys finished 10-6, making the playoffs for the fourth time in Garrett's tenure, and giving them three consecutive winning seasons for the first time since 2007-09.

From 2007-13, when Garrett was brought on board as the Cowboys offensive coordinator, the unit finished among the NFL's top-10 in total offense in five of his seven years at the helm: 2013 (10th), 2012 (6th), 2010 (10th), 2009 (2nd) and 2007 (2nd). The team has set single-season records in a handful of categories, including topping 6,000 net yards for the first four times in franchise history (2009 - 6,390; 2011 - 6,008; 2014 - 6,138 and 2016 - 6,027). Since his arrival in 2007, the club's cumulative numbers for gross passing yards (39,993) and total points (3,919) represent the best totals over a 10-year span in the history of the organization while the club's 58,567 total net yards are second.

SEAN PAYTON (120-75, 13th Year)

Since being hired as head coach of the New Orleans Saints in 2006, Sean Payton has established himself as one of the most successful coaches in the NFL. Payton has led the Saints to seven playoff berths, five NFC South division titles, and in 2009, captured the franchise's first World Championship with a 31-17 win over the Indianapolis Colts in Super Bowl XLIV.

Payton has a 128-81 overall record (.611), including an 8-6 postseason mark (.571) after the franchise had won only one playoff game prior to his arrival. Payton holds the club's top win total and winning percentage for a head coach.

In 2018 the Saints took a big leap forward and posted a 13-3 record, locked up the No. 1 seed in the NFC playoffs and appeared in the NFC championship game. Payton led New Orleans on the team's first nine-game winning streak since their lone Super Bowl season in 2009, when it won its first 13 games. Both streaks were ended by losses to Dallas. The 2018 Saints produced eight pro bowlers, tied for the league's most with Dallas and Chicago.

In 2009 en route to the Super Bowl XLIV title, Payton guided the Saints to the team's second NFC South title in four seasons with a 13-3 record. Along the way, the Saints set a franchise-record for most regular season wins in (13). Their 16 overall victories were the most in the club's history. The Saints also posted the franchise's longest winning streak and best start when they won their first 13 contests. Payton once again was named as the top head coach in the NFL by numerous media outlets and recognized football chapters.

Payton scrapped the traditional timetable for rebuilding a club in 2006. In his opening season as a head coach, the Saints jumped out to a 3-0 record - a first in team history, equaling the team's win total from the previous year - and clinched the NFC South title before the regular season finale.

Payton was hired as the 14th head coach in Saints history on Jan. 18, 2006 after serving as a member of the Dallas Cowboys coaching staff from 2003-05 under 2013 Pro Football Hall of Fame inductee Bill Parcells.

Payton went to Dallas following four years with the New York Giants (1999-2002), the last three as offensive coordinator after spending his first season as quarterbacks coach.

★ WINNING HEAD COACH ★

For the first time as a head coach, and first time for the franchise since 2007-09, the Dallas Cowboys posted three consecutive winning seasons following a 10-6 finish in 2018.

Under Garrett's direction, the team secured its second NFC East divisional title with a 13-3 record in 2016, and he was named AP Coach of the Year. He also had an 11-game win streak to establish the longest single-season win streak in franchise history. Garrett won his 50th regular season game at Green Bay (10/16/16) to become only the second head coach in franchise history to reach 50 wins. He tied his personal best with the club's 12th win of the season against Tampa Bay (12/18/16) - tied for the second-most wins by a Cowboys head coach. It also marked Garrett's second 12-win season to give him the third-most 12-plus win seasons by a Dallas head coach. He then bettered his personal-best with his 13th win against Detroit (12/26/16), while tying Jimmy Johnson (1992) and Wade Phillips (2007) for the most wins by a Cowboys head coach in a single season.

Garrett wrapped up the 2014 regular season with a record of 12-4 - the fifth coach to reach 12 wins-or-better in a season in team history. He also secured his first NFC East Division title as the head coach. Against the N.Y. Giants (10/19/14), Garrett passed former head coaches Bill Parcells and Phillips with his 35th regular season win to place fourth in team history. He passed Barry Switzer for third with his 41st victory at Washington (12/28/14), then moved into second over Johnson (44) at Washington (12/7/15).

Including his 3-0 record in 2019, Garrett's current regular season record as the head coach of the Dallas Cowboys stands at 80-59, with the second-most wins all-time in team history:

Most Regular Season Wins by a Cowboys Head Coach

Coach	Years	Won	Loss	Tied	Pct
Tom Landry.....	1960-88	250	162	6	.605
Jason Garrett*	2010-19	80	59	0	.576
Jimmy Johnson	1989-93	44	36	0	.550
Barry Switzer	1994-97	40	24	0	.625
Bill Parcells	2003-06	34	30	0	.531
Wade Phillips	2007-10	34	22	0	.607
Chan Gailey	1998-99	18	14	0	.563
Dave Campo	2000-02	15	33	0	.313

*Record under Coach Garrett includes games as interim head coach in 2010.

★ GARRETT'S RECORD WHEN... ★

Below is a look at Garrett's head coaching record under several different circumstances:

Regular season	80-59
Postseason	2-3
Overall	82-62

	Regular	Post
September	20-10	
October	14-16	
November	24-14	
December	21-16	
January	1-3	2-3

Playing at home	40-30	
Playing on the road	40-29	1-1
Playing in prime time	25-19	1-2

Thursday	8-5	
Saturday	1-3	1-1
Sunday	66-47	1-2
Monday	4-4	

Playing against the NFC East	35-19	1-0
Playing against the NFC	60-45	2-3
Playing against the AFC	20-14	

Playing on grass surface	28-13	0-2
Playing on artificial surface	52-46	2-1

When throwing 30-plus passes	42-46	2-2
When throwing for 300-plus yards	17-14	0-1
When rushing 20-plus times	78-40	2-3
When rushing for 100-plus yards	60-30	1-2
When scoring 30-plus points	39-9	0-1
When Cowboys score first	53-25	2-0
When Cowboys lead at halftime	49-14	2-0

★ 2019 STAT COMPARISON ★

(league ranking)

	Cowboys	Saints
Record	3-0	2-1
Scoring Avg. (NFL rank)	32.3 (4)	24.0 (11)
Opp. Scoring Avg. (NFL rank)	14.7 (4)	27.3 (26)
Total Off. (NFL rank)	481.3 (3)	339.7 (21)
Rushing Off. (NFL rank)	179.0 (3)	97.7 (19)
Passing Off. (NFL rank)	302.3 (4)	242.0 (17)
Total Def. (NFL rank)	336.0 (15)	436.3 (28)
Rushing Def. (NFL rank)	90.0 (10)	134.7 (26)
Passing Def. (NFL rank)	246.0 (15)	301.7 (30)
Kickoff Return Avg.	5.5 (30)	19.2 (23)
Punt Return Avg.	5.7 (21)	11.9 (5)
Turnover Margin	+1 (10t)	E (16t)
Penalties	22	29
Penalty Yards	214	205
Opp. Penalties	19	23
Opp. Penalty Yards	149	187

★ ALL-TIME STAT COMPARISON ★

This week's game is the 30th regular season game between Dallas and New Orleans. Below is a look into the stats of the series:

TEAM TOTALS

	Cowboys	Saints
Wins	17	12
Points	604	560
Total Net Yards	9,640	9,371
Net Rushing Yards	3,780	3,129
Net Passing Yards	5,860	6,242

SINGLE-GAME TEAM-HIGHS

	Cowboys	Saints
Points	40 9/24/73	49 11/10/13
Total Net Yards	457 10/3/88	625 11/10/13
	457 11/25/10	
Net Rushing Yards	213 9/28/69	242 11/10/13
Net Passing Yards	406 12/23/12	446 12/23/12

SINGLE-GAME INDIVIDUAL HIGHS

Cowboys **Saints**

Passing Yards	
416 - T. Romo 12/23/12	446 - D. Brees 12/23/12
Rushing Yards	
152 - T. Dorsett 11/19/78	166 - G. Rogers 12/19/82
Receiving Yards	
224 - D. Bryant 12/23/12	153 - M. Colston 12/23/12

SUNDAY NIGHT LIGHTS

This week's game against the New Orleans Saints is Dallas' first-of-three scheduled Sunday night contests in 2019.

No team in the NFL has played more Sunday Night games than Dallas' 66 (N.Y. Giants are closest with 54), and Dallas' 34 wins are the most on Sunday Night by any team.

The Cowboys had a six-game Sunday Night win streak - the longest Sunday night win streak in club history - snapped in 2009. Twice, Dallas won three straight - its first three Sunday Night games and three games spanning 1991-1995. The Cowboys lost eight consecutive Sunday Night games - six on the road - from 1999-2006 for their longest series losing streak. The Cowboys finished 2-1 on SNF in 2018 with a victory in Week 2 over the N.Y. Giants followed by a loss to Houston in Week 5 and then a win in their final SNF game of the year at Philadelphia in Week 10.

Dallas has played 32 Sunday Night home games (18-13). This week's matchup marks the sixth time the Cowboys will meet the Saints on Sunday night, and the first since Week 4 in 2015, a game which the Saints won in overtime 26-20.

Dallas has faced the N.Y. Giants (14 times) more than any other opponent.

Cowboys Top Sunday Night Opponents

Team	Games
N.Y. Giants	14
Philadelphia	12
Washington	8
New Orleans	5
Arizona (Phoenix)	4
L.A./St. Louis Rams	4

★ PLAYER HIGHLIGHTS ★

Anthony Brown – CB

Secured one of his three career sacks with three stops and three pass breakups in one game.

DeMarcus Lawrence – DE

Posted eight tackles, a sack and five hurries in two games.

Jourdan Lewis – CB

Recorded his lone interception of the season last year, effectively sealing the win, in addition to a tackle and pass breakup.

Brett Maher – K

Went two-for-two on field goals from 26 yards and 46 yards – the latter of which ended up being the game-winner last season with a final score of 13-10.

Dak Prescott – QB

Threw for a season-high completion percentage (85.7%) in 2018, completing 24-of-28 passes for 248 yards, a touchdown and a passer rating of 115.5.

Robert Quinn – DE

Made 13 stops, 5.0 sacks and eight quarterback pressures with the Rams in four games. Has at least one sack in every game against the Saints.

Leighton Vander Esch – LB

Notched a tackle for a loss and nine tackles en route to a signature win for the Cowboys defense last season.

Jason Witten – TE

With by far the most experience against New Orleans than any other Cowboy, has 45 receptions for 485 yards in nine games.

★ DOWN SOUTH ★

The Dallas Cowboys face the New Orleans Saints by virtue of their first-place finish in the division in 2018, mirroring the Saints first-place finish in the NFC South last year.

Overall, Dallas is 57-32 against the NFC South, and 17-12 against the Saints:

Dallas vs. NFC South

Team	W	L	T	Win%	Current Streak
Tampa Bay.....	14	4	0	.777	W1
Carolina.....	9	5	0	.642	L2
Atlanta.....	17	11	0	.607	W1
New Orleans.....	17	12	0	.571	W1
Div. Totals.....	57	32	0	.640	W1

★ PICK A DAY ★

This week's game is Dallas' first-of-five scheduled primetime games in 2019. This season is the 14th straight in which Dallas plays three-or-more primetime games.

In total, Dallas has played in 169 primetime kickoffs - 83 Monday night, six on Thursday, one each Wednesday and Friday, 12 Saturday and 66 on Sunday. The Cowboys hold a 91-78 record in primetime games. Dallas' longest primetime win streak was 11 games (2006-08) and its longest losing streak was six (2010-11). Dallas won 12 straight primetime road games from 2005-09. The Cowboys finished 3-2 on primetime in 2018.

Cowboys Night Record

Monday.....	47-36
Wednesday.....	1-0
Thursday.....	5-1
Friday.....	0-1
Saturday.....	4-8
Sunday.....	34-32
Total.....	91-78

★ DATING GAME ★

This week's game against the New Orleans Saints is being played on Sept. 29. In the 59 years of Cowboys football, there have been eight Sept. 29 games. The Cowboys hold a 5-3 record when playing on Sept. 29. They have faced Washington, Philadelphia, the N.Y. Giants, Houston, St. Louis and San Diego.

Dallas' first ever Sept. 29 game came in 1963, a 17-21 loss at Washington. Its last Sept. 29 game was in 2013, a 21-30 loss to San Diego.

Date	Opp/ Loc.	Dal W/L	Score	Date	Opp/ Loc.	Dal W/L	Score
9/29/63	@Was	L	17-21	9/29/86	@StL	W	31-7
9/29/68	@Phi	W	45-13	9/29/91	NYG	W	21-16
9/29/74	NYG	L	6-14	9/29/02	@StL	W	13-10
9/29/85	@Hou	W	17-10	9/29/13	@SD	L	21-30

★ SERIES HISTORY ★

Dallas and New Orleans have squared off 29 times in the regular season. Overall, Dallas holds the series record advantage of 17-12. Below is a brief look at the last 20 games of the series.

Date	Loc.	Dal W/L	Score	Date	Loc.	Dal W/L	Score
11/19/78	Dal	W	27-7	12/28/03	NO	L	7-13
12/19/82	Dal	W	21-7	12/12/04	Dal	L	13-27
9/25/83	Dal	W	21-20	12/10/06	Dal	L	17-42
10/21/84	Dal	W	30-27	12/19/09	NO	W	24-17
9/10/89	NO	L	0-28	11/25/10	Dal	L	27-30
12/2/90	Dal	W	17-13	12/23/12	Dal	L	31-34
12/8/91	Dal	W	23-14	11/10/13	NO	L	17-49
12/19/94	NO	W	24-16	9/28/14	Dal	W	38-17
12/6/98	NO	L	3-22	10/4/15	NO	L	20-26
12/24/99	NO	L	24-31	11/29/18	Dal	W	13-10

★ INSIDE THE SERIES HISTORY ★

The Dallas Cowboys and New Orleans Saints have each had stretches of dominance against the other since their first matchup in 1967. The two teams have faced each other 29 times in the regular season with no postseason matchups.

In the 29 games of the series there has been:

- * Fourteen games decided by double-digits
- * Thirteen games decided by two-or-more touchdowns
- * Five games decided by three-or-more touchdowns
- * Eleven games decided by less than a touchdown
- * A 5-0 start to the series by Dallas from 1967 to 1969
- * A six-game winning streak by Dallas from 1973 to 1984
- * A five-game losing streak by Dallas from 1998 to 2006
- * Eleven-of-12 wins by Dallas through the first 12 games
- * Nine-of-12 wins by New Orleans through the previous 12 games
- * One shutout by New Orleans – 28-0 (9/10/89)
- * Three overtime games – one win by Dallas
- * A 6-8 record by Dallas when playing on the road

★ FIRST TIME, LAST TIME ★

The first time these two clubs met, it was the biggest game of the 1971 season - Super Bowl VI. The Dallas Cowboys were making their second consecutive trip to the Super Bowl while the Dolphins were making their first of three consecutive appearances. Dallas racked up 252 yards on the ground while Roger Staubach threw for 119 more to take home a 24-3 Super Bowl win in front of 81,035 fans.

The last time these two clubs met, it was on November 22, 2015 for a matchup in Miami featuring Tony Romo's first game back from a fractured clavicle, with Dallas prevailing 24-14 over Miami in front of a rain-soaked 65,115 fans.

★ SOLD OUT STADIUMS ★

The Cowboys have played in front of sold out stadiums in 475 of their last 477 games (including playoffs) and in 277 consecutive games. They played in front of sold out crowds in 153 consecutive games at Texas Stadium (including playoffs) - dating back to Dec. 16, 1990 against Phoenix, their last home non-sellout. Dallas opened what is now named AT&T Stadium with the largest crowd to witness a regular season NFL game with 105,121 tickets distributed and have 86 straight sellouts (including playoffs). The Cowboys have sold out each of their last 239 home games.

On the road, Dallas has played in front of sold out crowds in 136 straight games (including playoffs), dating back to its last road non-sellout - at Arizona (10/20/02).

★ HOME COOKING ★

Since AT&T Stadium opened in 2009, Dallas has posted a 46-36 record at home. However, since 2016, the Cowboys have utilized their home field advantage, going 19-7 at AT&T Stadium, which is tied for the third-most wins at home and is the fourth-highest win percentage (.720), including a 35-17 season-opening win against the Giants in Week 1 and a 31-6 win against Miami in Week 3.

NFL Team Home Wins Since 2016

Team	Games	W	L	Win %
New England	26	22	4	.846
Kansas City	25	20	5	.800
Philadelphia	26	19	7	.731
Dallas	26	19	7	.731
Minnesota	26	19	7	.731
New Orleans	25	18	7	.720
Baltimore	25	18	7	.720

★ GETTING TO FIVE HUNDRED ★

The Dallas Cowboys notched the franchise's 500th regular season win after a victory at the N.Y. Giants (12/10/17). Dallas reached that mark in 879 games, second-fastest all-time in NFL history only to Chicago's league-best 863 games. The win also served as Jerry Jones' 250th regular season win as the Dallas Cowboys Owner, President and General Manager.

Fastest to 500 Wins (Regular Season) - NFL History

Team	Founded	500th Win	Games	All-Time Win Total
Chicago	1920	11/17/85	863	763-584-42
Dallas	1960	12/10/17	879	515-380-6
New England	1960	12/30/18	900	503-391-9
San Francisco	1950	10/20/13	929	535-472-14
N.Y. Giants	1925	12/11/94	935	693-598-33
Indianapolis	1953	12/5/16	946	518-460-7
Green Bay	1921	11/13/94	962	746-571-38
LA Rams	1937	11/18/07	969	571-562-21
Washington	1932	9/12/04	979	600-593-28
Pittsburgh	1933	9/16/07	998	623-547-21
Philadelphia	1933	11/15/10	1,059	573-599-25
Detroit	1930	10/2/11	1,125	561-658-33
Arizona	1920	9/30/12	1,228	553-747-41

★ AT&T STADIUM RECORD... ★

In 2018 the Dallas Cowboys reached a milestone with their 10th season in what is now AT&T Stadium. Last season the Cowboys finished the regular season 7-1 record at home - tied for the most wins and best record in a single season all-time at AT&T Stadium with the 2016 team, and have started 2-0 in 2019.

Dallas' first game at the venue was on Sept. 20, 2009 - a 31-33 loss to the N.Y. Giants. The club's first win came a week later with a 21-7 decision over Carolina. Overall, Dallas owns a 46-36 regular season record - 3-1 postseason - and a 49-37 overall mark at home in AT&T Stadium. Below is a breakdown of the club's record on their home turf:

Regular season	46-36
Postseason	3-1
Overall	49-37

Regular Post

September	13-5	
October	8-11	
November	15-10	
December	8-9	
January	2-1	3-1

Playing at noon	15-8	
Playing at 3:30	16-17	1-1
Playing in prime time	15-11	2-0

Thursday	6-5	
Saturday	0-2	2-0
Sunday	37-25	1-1
Monday	3-4	

Fully closed stadium	31-23	3-1
Fully open stadium	8-8	
Roof open, doors closed	2-4	
Roof closed, doors open	5-1	

Playing against the NFC East	17-14	1-0
Playing against the NFC (non-NFC East)	16-14	2-1
Playing against the AFC	13-8	

Team-by-team							
Team	W	L	Pct	Team	W	L	Pct
Arizona	0	1	.000	New England	0	1	.000
Atlanta	1	1	.500	New Orleans	2	2	.500
Baltimore	1	0	1.000	N.Y. Giants	6	5	.545
Buffalo	1	0	1.000	N.Y. Jets	0	1	.000
Carolina	1	1	.500	Oakland	2	0	1.000
Chicago	1	2	.333	Philadelphia	4	6	.400
Cincinnati	1	0	1.000	Pittsburgh	1	0	1.000
Cleveland	1	0	1.000	San Francisco	0	1	.000
Denver	0	1	.000	Seattle	2	2	.500
Detroit	3	1	.750	Tampa Bay	3	0	1.000
Green Bay	0	2	.000	Tennessee	0	2	.000
Houston	1	0	1.000	Washington	7	3	.700
Indianapolis	1	0	1.000				
Jacksonville	1	1	.500	Postseason			
Kansas City	1	0	1.000	Detroit	1	0	1.000
LA Chargers	0	2	.000	Green Bay	0	1	.000
LA Rams	2	1	.667	Philadelphia	1	0	1.000
Miami	2	0	1.000	Seattle	1	0	1.000
Minnesota	1	0	1.000				

The Cowboys 7-1 home mark in 2018 tied the 2016 team for the best home record by a Cowboys team since the stadium opened in 2009:

Most Single Season Wins at AT&T Stadium - Dallas Cowboys

Season	Wins	Consec. Wins	Home Record
2016	7	7	7-1
2018	7	4	7-1
2009	6	5	6-2
2011	5	4	5-3
2013	5	3	5-3

393.8 25.8 4.65

Dallas' offense has averaged 393.8 yards-per-game at AT&T Stadium - third-most at home since 2009.

The Cowboys are scoring 25.8 points-per-game at home since moving into AT&T Stadium - sixth in the NFL.

Dallas has averaged 4.65 yards-per-rush at home since 2009, second in the NFL.



★ THE DALLAS COWBOYS - A CHAMPIONSHIP TRADITION ★

SUPER BOWL CHAMPIONSHIPS

New England Patriots	6
Pittsburgh Steelers	6
DALLAS COWBOYS	5
San Francisco 49ers	5
Green Bay Packers	4
New York Giants	4
Denver Broncos	3
Oakland Raiders	3
Washington Redskins	3

SUPER BOWL APPEARANCES

New England Patriots	11
DALLAS COWBOYS	8
Pittsburgh Steelers	8
Denver Broncos	8
San Francisco 49ers	6
Green Bay Packers	5
Miami Dolphins	5
New York Giants	5
Oakland Raiders	5
Washington Redskins	5

POSTSEASON VICTORIES

New England Patriots	37
Pittsburgh Steelers	36
DALLAS COWBOYS	35
Green Bay Packers	34
San Francisco 49ers	30
Oakland Raiders	25
New York Giants	24

POSTSEASON APPEARANCES

DALLAS COWBOYS	33
New York Giants	32
Green Bay Packers	32
Pittsburgh Steelers	31
Cle./StL/LA Rams	29
Minnesota Vikings	29
Indianapolis Colts	28
Chicago Bears	26
New England Patriots	26
Philadelphia Eagles	26
San Francisco 49ers	25

POSTSEASON GAMES

DALLAS COWBOYS	63
Pittsburgh Steelers	61
New England Patriots	57
Green Bay Packers	56
San Francisco 49ers	50
New York Giants	49
Minnesota Vikings	49

CONSEC. POSTSEASON APPEARANCES

New England Patriots (2009-18) ...	10
DALLAS COWBOYS (1975-83) ...	9
Indianapolis Colts (2002-10)	9
DALLAS COWBOYS (1966-73) ...	8
Pittsburgh Steelers (1972-79)	8
Los Angeles Rams (1973-80)	8
San Francisco 49ers (1983-90)	8

CONSECUTIVE WINNING SEASONS

DALLAS COWBOYS (1966-85)	20
New England Patriots (2001-18) ...	18
Oakland Raiders (1965-80)	16
San Francisco 49ers (1983-98) ...	16
Chicago Bears (1930-44)	15
Green Bay Packers (1934-47)	14

ALL-TIME REGULAR SEASON WINNING %

DALLAS COWBOYS	0.575
Chicago Bears	0.566
Green Bay Packers	0.566
New England Patriots	0.563
Miami Dolphins	0.555
Baltimore Ravens	0.546
Minnesota Vikings	0.546

42 SEASONS OF 500-OR-BETTER	33 POSTSEASON APPEARANCE	24 DIVISION TITLES	16 NFL/NFC CHAMPIONSHIP GAME FINALIST	8 NFC CHAMPIONSHIPS	5 SUPER BOWL CHAMPIONSHIPS
1965 1982 2009 1966 1983 2011 1967 1984 2012 1968 1985 2013 1969 1991 2014 1970 1992 2016 1971 1993 2017 1972 1994 2018 1973 1995 1974 1996 1975 1998 1976 1999 1977 2003 1978 2005 1979 2006 1980 2007 1981 2008	1966 1991 1967 1992 1968 1993 1969 1994 1970 1995 1971 1996 1972 1998 1973 1999 1975 2003 1976 2006 1977 2007 1978 2009 1979 2014 1980 2016 1981 2018 1982 1983 1985	1966 1992 1967 1993 1968 1994 1969 1995 1970 1996 1971 1998 1973 2007 1976 2009 1977 2014 1978 2016 1979 2018 1981 1985	1966 1975 1992 1967 1977 1993 1970 1978 1994 1971 1980 1995 1972 1981 1973 1982	1970 1992 1971 1993 1975 1995 1977 1978	1971 1992 1977 1993 1995



★ PRO BOWL COWBOYS ★

Over the previous nine drafts, Dallas has selected 12 player that have gone on to make at least one Pro Bowl - second most in the NFL over that span (Kansas City, 13). Since 1989 Dallas has sent 53 different players to the Pro Bowl, and of those, Dallas drafted 37. Additionally, Cowboys draft picks have been selected to 73 Pro Bowls since 2002 (24 different players), which is 19 more than any other team over that span (Kansas City, 54):

COWBOYS PRO BOWL DRAFT PICKS SINCE 2002 (BY YEAR DRAFTED)

2002: Roy Williams (5)
 2002: Andre Gurode (5)
 2003: Terence Newman (2)
 2003: Jason Witten (11)
 2005: DeMarcus Ware (9 - 7 with Dallas)
 2005: Marion Barber (1)
 2005: Jay Ratliff (4)
 2006: Jason Hatcher (1)
 2007: Anthony Spencer (1)
 2007: Nick Folk (1)
 2008: Mike Jenkins (1)
 2008: Martellus Bennett (1 - with Chicago)



2010: Dez Bryant (3)
 2010: Sean Lee (2)
 2011: Tyron Smith (6)
 2011: DeMarco Murray (3 - 2 with Dallas)
 2011: Wayne Harris (1 - with N.Y. Giants)
 2013: Travis Frederick (4)
 2014: Zack Martin (5)
 2014: DeMarcus Lawrence (2)
 2015: Byron Jones (1)
 2016: Dak Prescott (2)
 2016: Ezekiel Elliott (2)
 2018: Leighton Vander Esch (1)



17

Since the start of 2016, Dak Prescott is responsible for 17 total touchdowns (14 passing, three rushing) when the game is within seven points in the fourth quarter or overtime, tied with Matt Ryan for the third-most in the NFL over that span, trailing only Russell Wilson (19) and Drew Brees (18).

**regular season only*

★ RAYNEING TOUCHDOWNS... ★

Rayne Dakota Prescott is responsible for 95 combined rushing and passing touchdowns through his first 51 NFL games, which is tied for eighth in NFL history at the quarterback position:

Combined Touchdowns in a QBs First 51 Career Games

Player	TDs	Player	TDs
Dan Marino	117	Peyton Manning	97
Johnny Unitas	108	Cam Newton	95
Daunte Culpepper.....	105	Dak Prescott	95
Andrew Luck	103	Aaron Rodgers	95
Kurt Warner	102	Carson Palmer	93
Mathew Stafford.....	100	Jeff Garcia	93

★ CLUTCH GENE ★

Dak Prescott has also demonstrated an ability to perform his best when the game is on the line, delivering for his team when they are trailing in games - exhibited by his 29 career go-ahead touchdown passes, ninth most since the start of 2016. Prescott has also rushed for eight go-ahead touchdowns, giving him 37 total - second-most since 2016:

Go-Ahead Touchdowns by QBs Since 2016

Player	Team	Pass TD	Rush TD	Total TDs
Russell Wilson	SEA	37	2	39
Dak Prescott	DAL	29	8	37
Matt Ryan	ATL	35	0	35
Aaron Rodgers	GB	33	2	35
Kirk Cousins	MIN	31	3	34

★ THE FINISHER ★

Dating back to his rookie season in 2016, Dak Prescott has proven himself to be strong in clutch late-game moments. Since the start of 2016, Prescott is responsible for 17 total touchdowns when the game is within seven points in the fourth quarter or overtime, tied for the third-most in the NFL over that span:

Most TDs in the 4th Qtr & OT, +/- 7 Points - NFL, 2016-18

Player	Pass Yds	Pass TD	Rush Yds	Rush TD	Total Yds	Total TD
R. Wilson, Sea.....	2,186	19	284	0	2,470	19
D. Brees, NO.....	1,713	14	5	4	1,718	18
D. Prescott, Dal.....	2,055	14	97	3	2,152	17
M. Ryan, Atl.....	1,986	16	42	1	2,028	17
D. Carr, Oak	1,870	16	4	0	1,874	16

★ FOURTH QUARTER WINS ★

Since taking over as the Dallas Cowboys starting quarterback in 2016, Dak Prescott has engineered his share of fourth quarter wins for the club. Included in his 35 regular season wins as a starter are nine occasions in which he led the team to victory when the club was tied or trailing in the fourth quarter or overtime. Prescott's nine wins are the fifth-most by a Dallas signal caller, with five of those wins coming as a rookie in 2016 and four in 2018:

Most 4th Quarter/OT Wins - Cowboys

Quarterback	Wins	Quarterback	Wins
Tony Romo.....	24	Danny White	11
Troy Aikman	15	Dak Prescott.....	9
Roger Staubach.....	13		

Below is a look at each of Prescott's nine games in which the game was tied or the team trailed to pull out the win and his 4th quarter/OT stats:

Date	Opp	Score	Time Left	Att	Com	Yds	TD	Int	Final Score
9/18/16	@Was	20-23	15:00	7	6	66	0	0	27-23
10/30/16	PHI*	13-23	7:48	20	11	135	2	0	29-23
11/13/16	@Pit	29-30	0:42	11	10	83	0	0	35-30
12/1/16	@Min	7-9	14:11	4	2	26	1	0	17-15
12/18/16	TB	17-20	15:00	6	6	41	0	0	26-20
9/30/18	DET	23-24	2:17	11	7	99	0	0	26-24
11/18/18	@Atl	19-19	1:52	6	4	45	0	0	22-19
12/9/18	PHI*	23-23	1:39	12	11	94	1	0	29-23
12/30/18	@NYG	28-32	3:21	10	5	78	1	0	36-35

**italics indicate overtime and are reflected in the stats totals*

Prescott has also secured 14 game-winning drives in his career to tie for fourth all-time in club history:

Career Game-Winning Drives

Player	Drives
Tony Romo.....	29
Roger Staubach.....	21
Troy Aikman	20
Danny White	14
Dak Prescott.....	14

Amongst all NFL quarterbacks, Prescott is tied with two others for the most game-winning drives from 2016-18:

Game-Winning Drives - NFL (2016-18)

Player	Drives
Dak Prescott, Dal	14
Drew Brees, NO.....	14
Matthew Stafford, Det.....	14

Additionally, Prescott's 14 game-winning drives are the most by any NFL QB in his first three seasons to start a career, since 1970:

Game-Winning Drives - First Three Seasons

Player	Drives
Dak Prescott, Dal	14
Matt Ryan, Atl	13
Derek Carr, Oak.....	12
Russell Wilson, Sea.....	12

★ DAK'S RECORD WHEN... ★

Since taking over as Dallas' starting quarterback in 2016, Dak Prescott has compiled a 35-16 regular season record in 51 career starts, and is 1-2 in the postseason. Below is a look at Prescott's record under several different circumstances:

	Regular	Post
Playing at home:	19-7	1-1
Playing on the road:	16-9	0-1
Playing indoors:	19-8	1-1
Playing outdoors:	16-8	0-1
Playing against the NFC East:	15-5	
Playing against the NFC (non-NFC East):	12-6	1-2
Playing against the AFC:	8-5	
Playing on Thursday:	5-1	
Playing on Sunday:	28-14	1-2
Playing on Monday night:	2-1	
Playing on artificial turf:	23-12	1-1
Playing on natural grass:	12-4	0-1
Offense totals over 300 yards:	30-5	1-2
Throws for over 300 yards:	6-0	0-1
Throws for 200-299 yards:	23-8	1-1
Attempts more than 30 passes	17-12	1-2
Throws only one touchdown:	10-4	1-1
Throws more than one touchdown:	20-4	0-1
Completes 60.0%-or-more of his passes:	31-10	1-2
Averages more than 7.0 yards-per-attempt	27-4	0-2
Has more than one Big Play (25+) passing	20-4	1-1
Throws no interceptions:	29-5	0-1
Throws one interception:	4-4	1-1
Throws more than one interception:	2-7	
Records at least 100.0 passer rating:	25-1	0-1
Commits no turnovers	25-2	0-1
Against teams with winning record:	12-8	1-2
Against teams with .500 record:	8-3	
Against teams with losing record:	15-5	
Has at least one rush attempt	34-14	1-2
Has more than five rush attempts	13-4	1-0
Sacked one time-or-less:	18-3	1-1
Sacked more than once:	17-13	0-1
September:	9-4	
October:	7-4	
November:	10-4	
December:	9-3	
January:	0-1	1-2

Team-by-team							
Team	W	L	Pct	Team	W	L	Pct
Arizona	1	0	1.000	Minnesota	1	0	1.000
Atlanta	1	1	.500	New Orleans	1	0	1.000
Baltimore	1	0	1.000	N.Y. Giants	5	2	.714
Carolina	0	1	.000	Oakland	1	0	1.000
Chicago	1	0	1.000	Philadelphia	4	2	.667
Cincinnati	1	0	1.000	Pittsburgh	1	0	1.000
Cleveland	1	0	1.000	San Francisco	2	0	1.000
Denver	0	1	.000	Seattle	0	2	.000
Detroit	2	0	1.000	Tampa Bay	2	0	1.000
Green Bay	1	1	.500	Tennessee	0	1	.000
Houston	0	1	.000	Washington	6	1	.833
Indianapolis	0	1	.000				
Jacksonville	1	0	1.000				
Kansas City	1	0	1.000	Postseason			
LA Chargers	0	1	.000	Green Bay	0	1	.000
LA Rams	0	1	.000	L.A. Rams	0	1	.000
Miami	1	0	1.000	Seattle	1	0	1.000

★ DAK TO THE FUTURE ★

Now in his fourth pro season, Dak Prescott ranks sixth in passing yards (11,796), completions (1,045) and attempts (1,569), ranks sixth in wins (35), seventh in passing touchdowns (76) and is third in yards-per-attempt (7.51) in regular season team history:

Dallas Cowboys All-Time QB Chart

WINS AS STARTER

Troy Aikman	94
Roger Staubach	85
Tony Romo	78
Danny White	62
Don Meredith	47
Dak Prescott	35

PASSING YARDS

Tony Romo	34,183
Troy Aikman	32,942
Roger Staubach	22,700
Danny White	21,959
Don Meredith	17,199
Dak Prescott	11,796

ATTEMPTS

Troy Aikman	4,715
Tony Romo	4,335
Roger Staubach	2,958
Danny White	2,950
Don Meredith	2,308
Dak Prescott	1,569

PASSING TOUCHDOWNS

Tony Romo	247
Troy Aikman	165
Danny White	155
Roger Staubach	153
Don Meredith	135
Craig Morton	80
Dak Prescott	76

COMPLETIONS

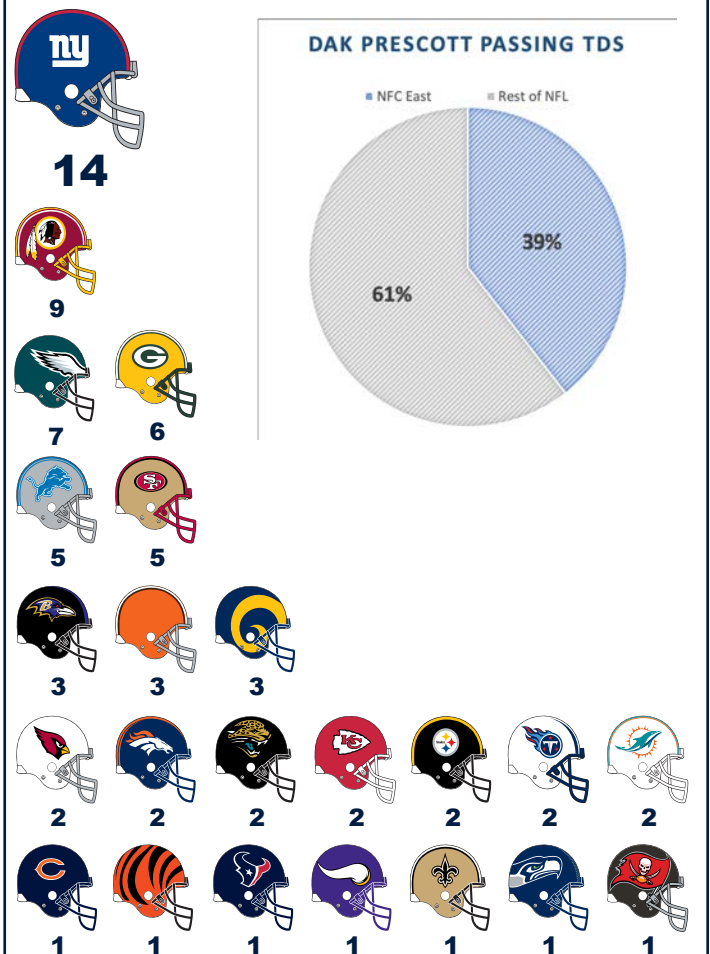
Troy Aikman	2,898
Tony Romo	2,829
Danny White	1,761
Roger Staubach	1,685
Don Meredith	1,170
Dak Prescott	1,045

YARDS-PER-ATTEMPT

Tony Romo	7.89
Roger Staubach	7.67
Dak Prescott	7.51
Don Meredith	7.45
Danny White	7.44

★ PRESCOTT TDS BY TEAM ★

Dak Prescott has thrown a touchdown pass against 23 of the other 31 NFL teams in the regular season. Below is a team-by-team breakdown of his touchdowns through the air:



★ PRESCOTT TARGETS ★

In the midst of his young career, Dak Prescott has completed 1,045-of-1,569 passes for 11,796 yards with 76 touchdowns in 51 regular season games played behind center. Below is a breakdown of Dak's targets by position and player:

Position Breakdown					
	Comp.	Yds	TD		
WR.....	610	7,761	53	RB.....	196
TE.....	228	2,288	16	FB.....	11
					63
					7
					0

Player Breakdown by Completions					
Player	Com	Yds	TD	Player	Com
C. Beasley ..174	1,774	12		R. Cobb	11
J. Witten.....	1,317	9		T. Austin.....	9
E. Elliott.....	1,232	6		N. Brown.....	9
D. Bryant.....	1,634	14		A. Morris.....	9
T. Williams.....	1,162	3		K. Smith.....	8
A. Cooper.....	963	10		D. Smith.....	5
M. Gallup.....	733	2		R. Switzer.....	5
G. Swaim.....	328	1		T. Pollard.....	4
B. Jarwin.....	371	4		J. Hanna.....	4
B. Butler.....	533	6		R. Gathers.....	3
R. Smith.....	266	1		G. Escobar.....	3
A. Hurns.....	295	2		L. Whitehead.....	2
D. Thompson ..14	124	0		J. Olawale.....	2
L. Dunbar.....	103	0		D. McFadden....	2
D. Schultz.....	116	0			

Prescott has thrown 76 touchdown passes - good for seventh all-time in team history. Below is his individual touchdown totals:

Player	TDs	Player	TDs
Dez Bryant	14	Michael Gallup	2
Cole Beasley	12	Allen Hurns.....	2
Amari Cooper.....	10	Randall Cobb	1
Jason Witten	9	Gavin Escobar.....	1
Brice Butler.....	6	James Hanna.....	1
Ezekiel Elliott.....	6	Rod Smith.....	1
Blake Jarwin.....	4	Geoff Swaim.....	1
Terrance Williams.....	3	Devin Smith.....	1
Tavon Austin.....	2		

**italics indicate current Cowboy*

★ TOUCHDOWN BREAKDOWN ★

Dak Prescott has thrown 76 touchdown passes. Below is a look at Dak's touchdown totals by quarter, down and distance:

Quarter	Down	Distance
1st Quarter ... 12	1st Down 24	0-9 Yards.....26
2nd Quarter ... 28	2nd Down 31	10-19 Yards.....19
3rd Quarter ... 14	3rd Down 20	20-29 Yards.....15
4th Quarter ... 20	4th Down 1	30-39 Yards.....5
OT 2		40-49 Yards.....2
		50+ Yards.....9

★ QB WINS ★

In three-plus seasons as the starting quarterback of the Dallas Cowboys, Dak Prescott has proven to be a winner, as his 35 victories are tied for fourth in team history. He has had a winning record in each of his first three seasons, as his 13 wins in 2016 were the most by a rookie quarterback in NFL history, followed up by a 9-7 record in 2017, a 10-6 mark in 2018 and a 3-0 start to 2019.

Overall, Prescott's 35 wins are second behind only Tom Brady in the NFL from 2016-19:

Wins by Starting QB - 2016-19	
Player	Wins
Tom Brady, NE	38
Dak Prescott, Dal	35

Prescott's 34 wins from 2016-18 are also tied for seventh by an NFL quarterback in his first 50 starts in league history:

QB Wins Through 50 Starts		
Player	Wins	Win%
Tom Brady	38	0.760
Russell Wilson	36	0.720
Ben Roethlisberger	36	0.720
Kurt Warner	35	0.700
Tony Romo	35	0.700
Matt Ryan	35	0.700
Dak Prescott.....	34	0.680
Phillip Rivers.....	34	0.680

★ QBS MULTIPLE TOUCHDOWNS ★

In seven games in 2016, Dak Prescott tossed at least two touchdowns to tie for fourth by a rookie in NFL history. He had six multi-touchdown passing games in 2018, three to start 2019, and his 24 total games rank fifth in franchise history:

Multiple-Touchdown Games			
Player	Games	Player	Games
Tony Romo.....	79	Troy Aikman.....	43
Roger Staubach.....	48	Don Meredith.....	41
Danny White	44	Dak Prescott.....	24

Prescott also notched four games with three-plus touchdown passes in 2016 that tied the most by a rookie quarterback in NFL history. It also tied the eighth-most in the NFL in 2016 by any league quarterback.

After four more in 2017, two in 2018, and two to start 2019, he has 12 in total - fifth on the team's all-time three-touchdown games list:

Three-Touchdown Games			
Player	Games	Player	Games
Tony Romo.....	40	Don Meredith.....	14
Danny White	20	Dak Prescott.....	12
Roger Staubach.....	17	Troy Aikman.....	10

★ QB RATINGS AT 100.0 ★

Dak Prescott established the most games with a 100.0 rating by a quarterback in a season in team history with 11 in 2016:

Single-Season 100.0 QB Rating Games		
Player	Games	Season
Dak Prescott*	11	2016
Tony Romo.....	10	2007
Tony Romo.....	10	2014

**denotes rookie*

Prescott had eight games in 2018, two in 2019, and his 26 games with at least a 100.0 rating rank fifth in team history:

Career 100.0 QB Rating Games			
Player	Games	Player	Games
Tony Romo.....	67	Danny White	33
Troy Aikman.....	44	Dak Prescott.....	26
Roger Staubach.....	37	Craig Morton.....	24

Prescott's 24 games with at least a 100.0 rating from 2016-18 are tied with Russell Wilson (2012-14) for the most games by a quarterback in his first three seasons in NFL history:

100.0 QB Rating Games - First Three Seasons		
Player	Games	Seasons
Russell Wilson	24	2012-14
Dak Prescott.....	24	2016-18
Dan Marino	19	1983-85
Carson Palmer.....	19	2004-06
Joe Flacco	19	2008-10

★ QB RECORD SETTER ★

Dak Prescott established numerous records in each of his first three seasons since becoming the quarterback of the Dallas Cowboys in 2016. He continued as a record-setter during his third season under center, setting the following records in 2018:

Dak Prescott QB Records Set - 2018	
Team Record Set	Total
Started 16 Games in each of First 3 Seasons.....	
Most Wins by a QB in First Three Seasons	32
Most Game Winning Drives, First 3 Seasons.....	14^
Most Games w/100.0 QB Rating, First 3 Seasons.....	24^
3,000 Pass Yds in First Three Seasons	3
20 Passing TDs in First Three Seasons	3
20 Pass TDs & 5 Rush TDs in Each of First 3 Seasons ..	^
Most Career Games w/2 Pass TDs & 1 Rush TD	7
Most Completions, Single Game.....	42
Most Passing First Downs, Single Game.....	23*
Most Rush Attempts by a QB, Single Season.....	75
Most Rush TDs by a QB in a Single Season	6*

^indicates NFL record

%indicates tied NFL record

**indicates tied team record*

★ HALF-CENTURY MARKS ★

Prescott's career is off to a torrid pace, and his first 50 game totals rank near the top of several key NFL markers:

Completion Percentage (min 50 games, 1,250 att.)

Player	Team	Cmp.	Att.	Cmp%
Kurt Warner.....	StL	1,063	1,581	67.24
Dak Prescott....	DAL	1,026	1,537	66.75
Kirk Cousins.....	WAS	1,105	1,677	65.89
Chad Pennington..	NYJ	876	1,342	65.28
Marc Bulger.....	StL	1,115	1,726	64.60

Adjusted Yards-Per-Attempt (min 50 games, 1,250 att.)

Player	Team	Cmp.	Att.	AY/A
Kurt Warner.....	StL	1,063	1,581	8.28
Russell Wilson....	SEA	845	1,323	8.05
Aaron Rodgers.....	GB	966	1,505	7.96
Dan Marino.....	MIA	1,025	1,684	7.86
Dak Prescott....	DAL	1,026	1,537	7.72

Quarterback Rating (min 50 games, 1,250 att.)

Player	Team	Cmp.	Att.	QBR
Kurt Warner.....	StL	1,063	1,581	99.6
Russell Wilson....	SEA	845	1,323	98.2
Dak Prescott....	DAL	1,026	1,537	98.0
Aaron Rodgers.....	GB	966	1,505	97.3
Dan Marino.....	MIA	1,025	1,684	94.7

★ EARLY RISER ★

Dak Prescott topped 22 passing touchdowns in 2018 - tying his 2017 season for second-most in his career. He joined Tony Romo as only the second quarterback in team history to accumulate 20 passing touchdowns in three consecutive seasons. He is tied for the third-most seasons with at least 20 touchdowns:

20 Passing TDs Seasons

Player	Total	Consec.
Tony Romo.....	7	4 (2011-14), 3 (07-09)
Danny White.....	4	2 (1980-81)
Dak Prescott.....	3	3 (2016-18)
Don Meredith.....	3	2 (1965-66)
Roger Staubach.....	3	2 (1978-79)

Prescott also became only the third player in NFL history - first Cowboy - to throw for at least 22 touchdowns in each of his first three seasons.

22-or-More Pass TDs in First Three Seasons

Player	Seasons
Peyton Manning.....	3, 1998-00
Andrew Luck.....	3, 2012-14
Dak Prescott.....	3, 2016-18

★ OPENING ACT ★

In the 2019 opener, Dak Prescott recorded a perfect passer rating (158.3), completing 25-of-32 passes for 405 yards and four touchdowns, becoming only the second Cowboys quarterback to record a perfect passer rating in team history (Craig Morton). He is also one-of-four players in NFL history to record a game with 400 passing yards, four passing touchdowns and a perfect passer rating:

Perfect Passer Rating, 400 yards and 4 TDs

Date	Player	Team	Yards	TDs	Rating
9/8/19	Dak Prescott	DAL	405	4	158.3
9/27/18	Jared Goff	LAR	465	5	158.3
11/3/13	Nick Foles	PHI	406	7	158.3
11/2/86	Ken O'Brien	NYJ	431	4	158.3

Additionally, Prescott is the fourth quarterback to register a 158.3 passer rating, the highest attainable mark, on 30-or-more pass attempts in NFL history, joining Jared Goff (33 attempts on 9/27/18), Ken O'Brien (32 attempts on 11/2/86) and Kurt Warner (30 attempts on 10/1/00).

He has thrown nine touchdowns through the first three games of 2019, the second Cowboys quarterback to accomplish the feat:

Touchdown Passes Through Three Games

Season	Player	Att	Com	Yards	TDs	Rating
2019	Dak Prescott	94	70	920	9	128.0
1966	Don Meredith	68	34	695	9	125.9
2007	Tony Romo	88	51	860	8	111.9
1978	Roger Staubach	96	56	738	8	80.1

★ RAYNE MAN ★

Rayne Dakota "Dak" Prescott has proven to be a threat with his feet during his young career through his first 51 games, he has surpassed 1,000 career rushing yards (1,032) - the fourth Cowboys quarterback to reach that milestone. Prescott did it in 50 games, tying Roger Staubach for the fewest games to the mark.

Overall, Prescott is second in rushing scores (19), third in rushing yards (1,032) and fifth in carries (200) among Cowboys quarterbacks all-time:

All-Time Dallas Cowboys QB Rushing Yard Leaders

Player	Att	Yards	Avg	Long	TD
Roger Staubach.....	410	2,264	5.5	33	20
Don Meredith.....	242	1,216	5.0	28	15
Dak Prescott.....	200	1,032	5.2	42	19
Troy Aikman.....	327	1,016	3.1	25	9

Prescott has notched 19 rushing scores since his rookie season, most by any NFL quarterback from 2016-19:

QB Rush TDs - 2016-19

Player	Rush TDs
Dak Prescott, Dal.....	19
Cam Newton, Car.....	15
Tyrod Taylor, Buf/Cle.....	11

Prescott's 19 rushing touchdowns are tied for fifth in NFL history through the first 51 games of a quarterback's career:

QB Rush TDs - First 50 Games

Player	Rush TDs
Cam Newton, Car.....	28
Daunte Culpepper, Min.....	25
Jack Kemp, Pit, LAC, SD....	24
Steve McNair, Ten.....	20
Steve Grogan, NE.....	19
Dak Prescott, Dal.....	19
Kordell Stewart, Pit.....	19

Prescott has set various rushing records by a Cowboys QB:

Dak Prescott QB Rushing Records

Team Record Set	Total	Year
Rush Yards by a QB, Single Season.....	357	2017
Rush TDs by a QB, Single Season.....	6	16-18
Rush Atts by a QB, Single Season.....	75	2018
Rush Atts by a Rookie QB, Single Season.....	57	2016
Longest Rush by a QB.....	42	2019

★ THROWING BOMBS ★

Prescott was one of only five quarterbacks in the NFL with at least two long throws of 75-plus yards in 2018, joining Ben Roethlisberger (four), Patrick Mahomes (two), Nick Mullens (two) and Matt Ryan (two):

Multiple Passes of 75-plus Yards

Player	Passes of 75+
Ben Roethlisberger, Pit.....	4
Dak Prescott, Dal.....	2
Patrick Mahomes, KC.....	2
Nick Mullens, SF.....	2
Matt Ryan, Atl.....	2

In the first game of 2019, Prescott continued to stretch the field with increased accuracy, completing five passes of 25-plus yards, tied for the fifth-most in a single-game in team history and the most in a season-opener in team history. The five big-play completions boosted Prescott's yards-per-attempt to 12.66, the highest single-game average of his career and the sixth-highest single-game average in Cowboys history (minimum 25 attempts):

Player	Date	Att	Com	Yards	Avg	Lng	TD
D. Meredith.....	10/9/66	26	19	394	15.15	--	5
T. Romo.....	10/6/13	36	25	506	14.06	82t	5
D. Meredith.....	11/13/66	29	21	406	14.00	--	2
T. Romo.....	9/13/09	27	16	353	13.07	80t	3
T. Romo.....	11/4/07	25	20	324	12.96	53	3
D. Prescott....	9/8/19	32	25	405	12.66	62	4

★ 1,000 COMPLETIONS ★

Dak Prescott reached 1,000 career completions in the 2019 season-opening game versus the N.Y. Giants, doing so in only 49 career games. He is one-of-17 quarterbacks in NFL history to reach 1,000 completions in fewer than 50 career games, and he is tied for the fastest Cowboys quarterback to the mark, reaching the plateau in the same number of starts as Tony Romo:

Fewest Starts to 1,000 Completions

Player	Com	Att	Pct	Starts
Dak Prescott	1,000	1,507	66.4	49
Tony Romo	1,013	1,610	62.3	49
Troy Aikman	1,004	1,652	60.1	58
Danny White	1,009	1,663	60.1	58
Roger Staubach	1,013	1,769	57.3	75

★ FOUR STAR RATING ★

Dak Prescott reached 1,500 pass attempts in the first week of 2019, qualifying him for the all-time NFL passing record books. Among his notable achievements at this early stage in his career, Prescott ranks third in NFL annals in QB Rating, ahead of any other Cowboys quarterback:

All-Time Quarterback Rating

Player	Att	Cmp	Pct	Yds	TD	Int	TD/INT	Rate
Aaron Rodgers ..	5,585	3,617	64.8	43,591	342	80	4.28	103.0
Russell Wilson ...	3,366	2,170	64.5	26,525	203	63	3.22	100.9
Dak Prescott	1,569	1,045	66.6	11,796	76	27	2.81	97.9
Tom Brady	9,481	6,076	64.1	71,425	524	171	3.06	97.8
Drew Brees	9,831	6,621	67.3	74,845	522	235	2.22	97.7
Tony Romo	4,335	2,289	65.3	34,183	248	117	2.12	97.1
Steve Young	4,149	2,667	64.3	33,124	232	107	2.17	96.8
Peyton Manning ..	9,380	6,125	65.3	71,940	539	251	2.15	96.5
Phillip Rivers	7,116	4,595	64.6	55,600	379	180	2.11	95.7
Matt Ryan	6,324	4,141	65.5	47,648	303	139	2.17	94.9

★ DEEP IMPACT ★

According to Pro Football Focus, Prescott ranks fourth in the league in deep passing after three games in 2019, completing nine-of-16 attempts of 20-or-more yards downfield:

2019 NFL Deep Passing Stats

Player	Com	Att	Yards	TD	Att%	Rating
Deshaun Watson	10	18	324	3	19.4	116.9
Gardner Minshew	6	10	222	1	11.4	137.5
Tom Brady	7	10	229	3	9.4	152.1
Dak Prescott	9	16	295	5	17.0	114.6
Patrick Mahomes	13	20	526	7	17.5	147.9

Prescott ranks second in yards-per-attempt through three games, aided by 13 completions of 20-plus yards, an indicator that Dallas is pushing the ball down the field successfully:

Player	Team	Att	Com	Yards	Avg	20+ Com	TD
P. Mahomes	KC	114	82	1,195	10.48	18	10
D. Prescott	DAL	94	70	920	9.79	13	9
J. Garoppolo	SF	84	58	739	8.80	13	5
L. Jackson	BAL	100	63	863	8.63	16	7
T. Brady	NE	106	72	911	8.59	14	7

Since he entered the league in 2016, Prescott has thrown nine touchdown passes of more than 50 yards, trailing only Tom Brady and Philip Rivers (11) over the last three-plus seasons:

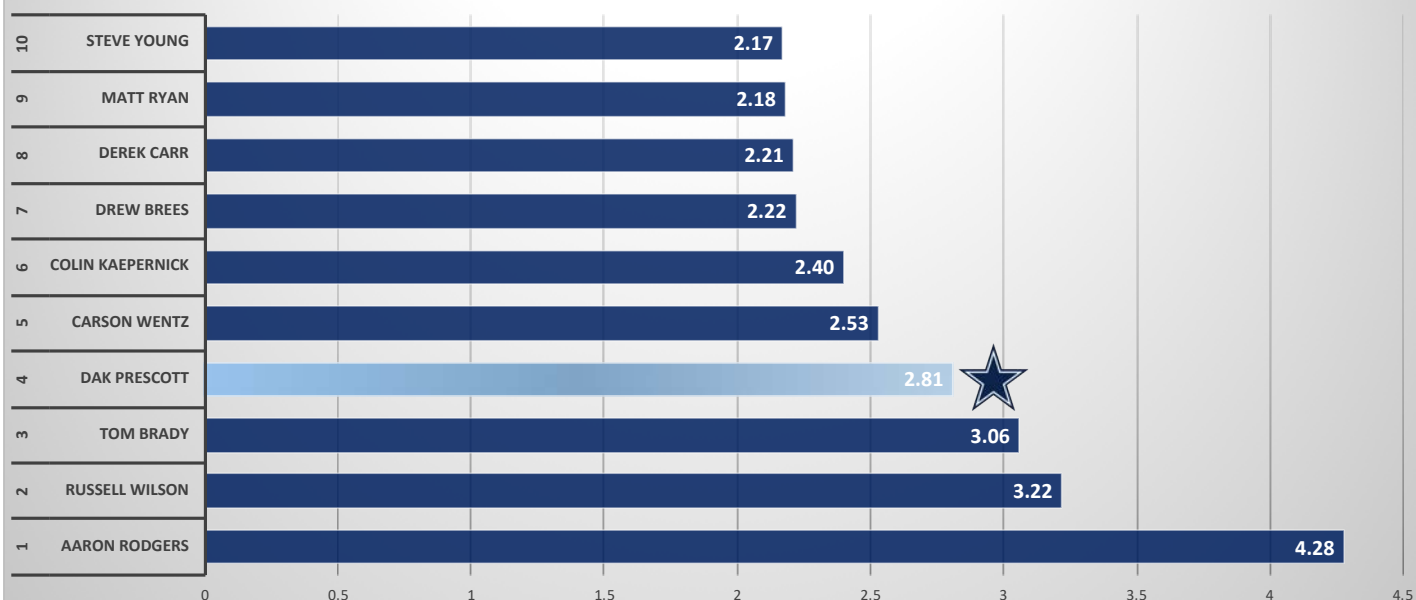
Touchdown Passes of 50+ Yards Since 2016

Player	TDs
Tom Brady, NE	11
Philip Rivers, LAC	11
Dak Prescott, Dal	9
Carson Wentz, PHI	9
Alex Smith, KC	9
Patrick Mahomes, KC	9
Ben Roethlisberger, PIT	8

★ TOUCHDOWN-TO-INTERCEPTION RATIO ★

Dak Prescott has shown prolific decision making in the young stages of his career, throwing only 27 interceptions against 76 touchdown passes. Prescott also knows when to tuck the ball and attack with his legs, scoring an additional 19 touchdowns on the ground in his three-plus NFL seasons. Among all qualifying quarterbacks (1,500 pass attempts), Prescott ranks fourth all-time with a 2.81 touchdown/interception ratio, and he is one-of-four quarterbacks to record less than 30 interceptions on at least 1,000 pass attempts (1,550 attempts, 27 int.), joining Tyrod Taylor (1,356 attempts, 20 int.), Robert Griffin (1,222 attempts, 26 int.) and Jared Goff (1,310 attempts, 27 int.).

HIGHEST TD/INT RATIO IN NFL HISTORY





13%

Ezekiel Elliott eats up yards in big portions when he carries the ball, leading the league in rushes of 10-plus yards in 2019. Elliott has averaged big play rush on 13.0% of his career carries, the highest percentage among all active running backs, and eighth-highest all-time.

★ KING EZEKIEL ★

After leading the league in rushing as a rookie in 2016, Ezekiel Elliott finished 10th in the NFL in 2017 despite missing six games. He once again won the NFL rushing title in 2018 and is fourth in 2019:

2019 NFL Rushing Yards Leaders

Player	Att	Yards	Avg	Lng	YPG	TD
Dalvin Cook, Min	57	375	6.6	75t	125.0	4
Christian McCaffrey, Car	59	318	5.4	76t	106.0	3
Marlon Mack, Ind	61	299	4.9	63t	99.7	2
Ezekiel Elliott, Dal	55	289	5.3	27	96.3	2
Mark Ingram, Bal	43	257	5.9	49	85.7	5

Elliott became the second Dallas Cowboy, 11th player, fifth since the merger, in NFL history to win the league rushing title at least twice in his first three seasons:

Rushing Titles in Two of First Three Seasons

Player	Seasons	Player	Seasons
Byron White, Pit/Det	1938, 40	Earl Campbell, Hou	1978-80
Bill Dudley, Pit	1942, 46	Eric Dickerson, LAR	1983-84
Bill Paschal, NYG	1943, 44	Emmitt Smith, Dal	1991-92
Jim Brown, Cle	1957-59	Egerrin James, Ind	1999-00
Cookie Gilchrist, Buf	1962, 64	Ezekiel Elliott, Dal	2016, 18
Jim Nance, Bos	1966-67		

In team history, Elliott became only the second Cowboy to win the rushing title in multiple seasons, joining Emmitt Smith (four):

Dallas Cowboys Rushing Title Winners

Player	Season	Yards
Emmitt Smith	1991	1,563
Emmitt Smith	1992	1,713
Emmitt Smith	1993	1,486
Emmitt Smith	1995	1,773
DeMarco Murray	2014	1,845
Ezekiel Elliott	2016	1,631
Ezekiel Elliott	2018	1,434

★ THE BOOK OF EZEKIEL ★

For only the second time in franchise history, the Dallas Cowboys used a top-five pick on a running back when they chose Ezekiel Elliott out of Ohio State with the fourth overall selection in the 2016 NFL Draft. Dallas selected Tony Dorsett with the second pick in the 1977 NFL Draft.

After earning the NFL's rushing title as a rookie in 2016 with 1,631 yards, Elliott finished 10th in 2017 with 983 yards before once again leading the league in rushing in 2018 with 1,434 yards.

In his first season, Elliott produced seven 100-yard rushing games - most by a Cowboys rookie, tied for seventh by a league rookie all-time and tied for the most in the NFL in 2016. He added five more 100-yard outings in 2017, seven in 2018 and with two in 2019, he owns 21 for his career to tie for third all-time in team history.

Dallas is 18-3 when Elliott tops 100 yards on the ground:

Ezekiel Elliott 100-yard Rushing Games

(21 total)							
Yds	Opp	W/L	Date	Yds	Opp	W/L	Date
159	TB	W	12/18/16	122	@Atl	W	11/18/18
157	@GB	W	10/16/16	121	WAS	W	11/22/18
152	DET	W	9/30/18	116	GB	L	10/8/17
151	@Phi	W	11/11/18	114	@Pit	W	11/13/16
150	@Was	W	10/29/17	113	PHI	W	12/9/18
147	@SF	W	10/22/17	111	@WAS	W	9/15/19
140	CHI	W	9/25/16	107	@NYG	L	12/11/16
138	@SF	W	10/2/16	104	NYG	W	9/10/17
134	CIN	W	10/9/16	106	JAX	W	10/14/18
127	@Sea	L	9/23/18	103	@Phi	W	12/31/17
125	MIA	W	9/22/19				

Career 100-Yard Rushing Games

Player	100-Yard Games
Emmitt Smith	76
Tony Dorsett	43
Ezekiel Elliott	21
DeMarco Murray	19

Elliott set a franchise rookie record with 12 games of 20-plus carries, which was also the most by any NFL rusher in 2016. He added nine games in 2017, seven in 2018, and registered his first in 2019 at Washington - 29 career games with 20-plus carries. Dallas is 23-6 during those contests:

Ezekiel Elliott 20-plus Carry Games

(29 total)							
Opp	Date	Att	Yds	W/L	Opp	Date	Att Yds W/L
@Was	10/19/17	33	150	W	@SF	10/2/16	23 138 W
CHI	9/25/16	30	140	W	TB	12/18/16	23 159 W
GB	10/8/17	29	116	L	@Atl	11/18/18	23 122 W
@GB	10/16/16	28	157	W	NO	11/29/18	23 76 W
PHI	12/9/18	28	113	W	@Was	9/15/19	23 111 W
@SF	10/22/17	26	147	W	PHI	10/30/16	22 96 W
KC	11/5/17	27	93	W	@Ari	9/25/17	22 80 W
@Phi	12/31/17	27	103	W	@Was	9/18/16	21 83 W
WAS	11/22/18	26	121	W	@Pit	11/13/16	21 114 W
DET	9/30/18	25	152	W	LAR	10/1/17	21 85 L
BAL	11/20/16	25	97	W	NYG	9/11/16	20 51 L
@NYG	12/11/16	24	107	L	WAS	11/20/16	20 97 W
NYG	9/10/17	24	104	W	@Min	12/1/16	20 86 W
SEA	12/24/17	24	97	L	@Hou	10/7/18	20 54 L
JAX	10/14/18	24	106	W			

★ KEEP IT ¹⁰⁰ ★

Ezekiel Elliott tied for the league lead with seven games over 100 yards in 2018, and in 2019 is tied for second with two:

100-Yard Rushing Games - 2019

Player	Games
Dalvin Cook, MIN	3
Ezekiel Elliott, Dal	2
Saquon Barkley, NYG	2
Mark Ingram, Bal	2
Christian McCaffrey, Car	2

Elliott has posted 21 games with at least 100 rushing yards since 2016 - most in the NFL during that time:

100-Yard Rushing Games - 2016-19

Player	Games
Ezekiel Elliott, Dal	21
Jordan Howard, Chi/Phi	14
Todd Gurley, LAR	12
LeSean McCoy, Buf/KC	12

★ ZEKE AND DESTROY ★

Ezekiel Elliott is a focal point of the Dallas Cowboys offense. His career-high 2,001 total scrimmage yards (1,434 rush; 567 receiving) were tops on the team and second in the NFL in 2018. His 133.4 scrimmage yards-per-game led the league:

2018 Scrimmage Yards Leaders

Player	Rush	Rec	Total	YPG
Saquon Barkley, NYG.....	1,307	721	2,028	126.8
Ezekiel Elliott, Dal	1,434	567	2,001	133.4
Christian McCaffrey, Car..	1,098	867	1,965	122.8
Todd Gurley, LAR.....	1,251	580	1,831	130.8
Julio Jones, Atl.....	1,212	1,677	1,689	105.6

Elliott's 2,001 scrimmage yards in 2018 rank fifth all-time in single-season team history, and he is the fourth player - fifth time - in team history to reach 2,000 yards in a season:

Dallas Cowboys Scrimmage Yards Leaders

Player	Rush	Rec	Total	YPG
DeMarco Murray, 2014 ...	1,845	416	2,261	141.3
Emmitt Smith, 1995.....	1,773	375	2,148	134.3
Emmitt Smith, 1992.....	1,713	335	2,048	128.0
Herschel Walker, 1988....	1,514	505	2,019	126.2
Ezekiel Elliott, 2018.....	1,434	567	2,001	133.4

Elliott established a career-high with 240 total scrimmage yards (152 rush; 88 receiving) against Detroit (9/30/18). It was the seventh-most yards from scrimmage by a Dallas Cowboy - fourth-highest by a running back - and was the highest output in a single game by any NFL player in 2018.

Three of his top-five career performances in scrimmage yards came in 2018:

Single-Game Scrimmage Yards - Ezekiel Elliott

Opp	Date	Rush	Rec	Total
DET	9/30/18	152	88	240
@SF	10/22/17	147	72	219
@Pit	11/13/16	114	95	209
@Atl	11/18/18	122	79	201
PHI	12/9/18	113	79	192

Elliott had two games with at least 200 scrimmage yards in 2018, the most by any NFL player last season and tied for the most by a player in a single-season in team history:

200-Plus Scrimmage Yard Games

Player	Games	Season
Herschel Walker	2	1986
Emmitt Smith	2	1993
DeMarco Murray	2	2014
Ezekiel Elliott.....	2	2018

Elliott owns four career games with at least 200 yards from scrimmage, tied for the most by a player in team history:

200-Plus Scrimmage Yard Games

Player	Games
Emmitt Smith	4
DeMarco Murray	4
Ezekiel Elliott.....	4

Elliott has compiled 31 games with 100-plus yards from scrimmage since 2016 - most in the NFL:

100-Yard Games - 2016-19

Player	Games
Ezekiel Elliott, Dal.....	31
Todd Gurley, LAR.....	23
Julio Jones, Atl.....	23
Le'Veon Bell, Pit/NYJ.....	21
David Johnson, Ari.....	21

Zeke has been prolific through the air and on the ground in his career, owning the most games with 100 rushing yards and 50 receiving yards since 2016. Arian Foster and Edgerrin James (six) are the only players with more such games in their first 50 career games played in NFL history:

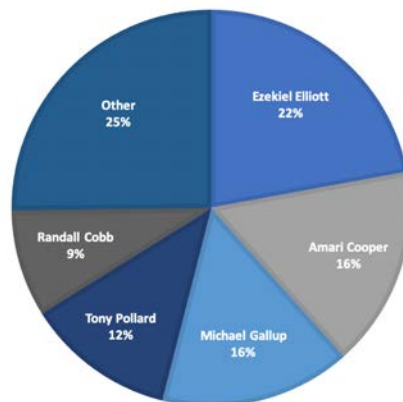
100 Rushing Yds & 50 Receiving Yds - 2016-19

Player	Games
Ezekiel Elliott, Dal.....	5
Le'Veon Bell, Pit/NYJ.....	4
James Conner, Pit.....	4
Todd Gurley, LAR.....	4
Christian McCaffrey, Car.....	4

★ DIVIDING UP THE PIE ★

In 2018 Ezekiel Elliott compiled 2,001 yards - equivalent to 34 percent of the Cowboys offensive output. Through three games in 2019, the Cowboys have spread the ball around more, utilizing an offensive arsenal that can attack in multiple ways:

Dallas Cowboys Offensive Breakdown - 1,476 Gross Yards



★ RUN & CATCH ★

Ezekiel Elliott posted his fifth career game with at least 100 rushing yards and 50 receiving yards against Philadelphia (12/9/18) to establish a club record for the most in franchise history:

100 Rush Yds & 50 Rec. Yds Games

Player	Games
Ezekiel Elliott.....	5
Tony Dorsett.....	4
Herschel Walker	4
Emmitt Smith	4

His five career games with at least 100 rushing yards and 50 receiving yards are also the most by any league rusher since he entered the NFL in 2016.

Elliott reached another milestone in the Eagles game, becoming only the second player in team history with 1,000 rushing yards and 500 receiving yards in a single season, joining Herschel Walker (1988):

1,000 Rush Yds & 500 Rec. Yds

Player	Season	Rush	Rec	Total
Herschel Walker	1988	1,514	505	2,019
Ezekiel Elliott	2018	1,434	567	2,001

Against Tampa Bay (12/23/18), Elliott became only the fifth player in NFL history with at least 4,000 rushing yards and 1,000 receiving yards in his first three seasons:

4,000 Rush Yds & 1,000 Rec. Yds

Player	Seasons	Rush	Rec	Total
Ottis Anderson	1979-81	4,333	1,003	5,336
Barry Sanders	1989-91	4,322	1,069	5,391
LaDainian Tomlinson	2001-03	4,564	1,581	6,145
Chris Johnson	2008-10	4,598	1,008	5,606
Ezekiel Elliott	2016-18	4,048	1,199	5,247

★ RELIABLE TARGET ★

Ezekiel Elliott set career-highs in receiving in 2018 with a team-leading 77 receptions for 567 yards (second on the team) and three touchdowns (second). Elliott's 77 receptions were the most all-time by a Dallas running back - first time a running back has led the team in receptions since Richie Anderson in 2003 - while his 567 yards were fourth and his three touchdowns tied for sixth:

Single-Season Running Back Receptions

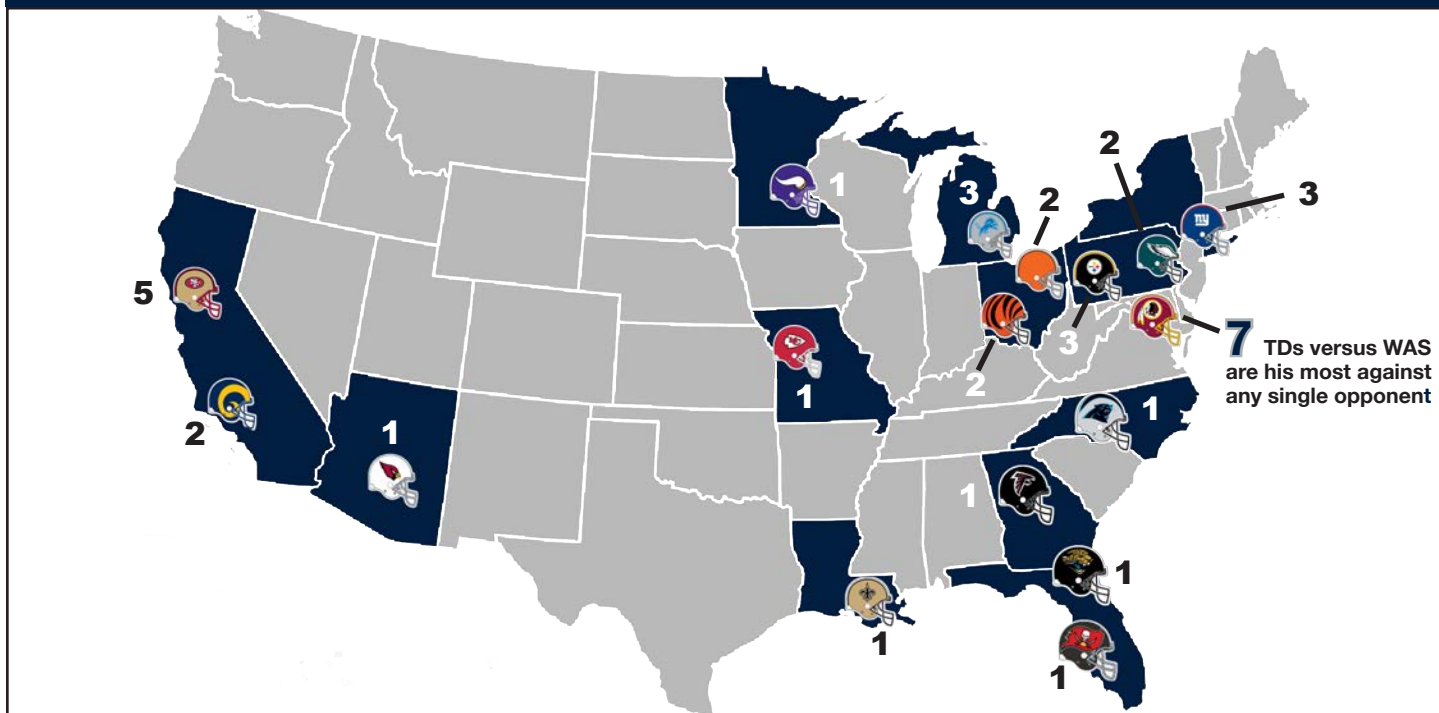
Player	Receptions	Season
Ezekiel Elliott.....	77	2018
Herschel Walker	76	1986
Ron Springs	73	1983

Single-Season Running Back Receiving Yards

Player	Rec. Yds	Season
Herschel Walker	837	1986
Herschel Walker	715	1987
Ron Springs	589	1983
Ezekiel Elliott.....	567	2018

Among NFL running backs in 2018, Elliott ranked fifth in receptions, eighth in receiving yards and tied for 12th in touchdowns.

★ EZEKIEL ELLIOTT TOUCHDOWNS BY TEAM ★



★ BIG-PLAY RUNS ★

For the 2018 season, Ezekiel Elliott logged 41 “big-play” runs of 10-plus yards - most in the NFL - and leads the league in 2019 through three games:

Big-Play Runs - 2019

Player	10+ Runs
Ezekiel Elliott, Dal	10
Dalvin Cook, Min.....	9
Saquon Barkley, NYG.....	8
Matt Breida, SF.....	8
Raheem Mostert, SF.....	8

Since entering the league in 2016, Elliott has posted the most “big-play” runs of 10-plus yards over the last three seasons:

Big-Play Runs - 2016-19

Player	10+ Runs
Ezekiel Elliott, Dal	120
Todd Gurley, LAR.....	95
Jordan Howard, Chi/Phi.....	95
Melvin Gordon, LAC.....	85

In fact, Elliott has recorded a 10-plus yard run on 13.0% of his career carries, which is tied for first in the NFL among active running backs, and 11th in NFL history (min. 750 att):

Big-Play Run Percentage - Active Running Backs

Player	10+ Runs
LeSean McCoy, Buf.....	13.0%
Ezekiel Elliott, Dal	13.0%
Adrian Peterson, Was.....	12.8%
Bilal Powell, NYJ.....	12.4%
DeVonta Freeman, Atl.....	12.1%

The Dallas Cowboys have made big-play runs of 10-plus yards a staple of their rushing attack, as the team finished in the top-five in two of the last three seasons (2017-t-4th; 2016-2nd).

Dallas has 18 rushes of 10-plus yards in 2019, tied for second:

2019 10+ Yard Runs

Team	10+ Yd Runs
Baltimore.....	20
Dallas	18
San Francisco.....	18
Minnesota.....	18
N.Y. Giants.....	12
Buffalo.....	12

★ RUSHING TO THE TOP ★

Over the last few seasons, the Dallas Cowboys have established an identity on offense with their rushing attack, finishing second in the NFL in rushing yards-per-game in three of the last five seasons (2014, 2016, 2017). In 2019 Dallas ranks third:

2019 NFL Team Rushing Leaders

Team	Att	Yards	Avg	TD	Yds/Gm
Baltimore.....	111	650	5.9	6	216.7
Minnesota.....	103	581	5.6	7	193.7
Dallas	98	537	5.5	4	179.0
San Francisco.....	114	525	4.6	4	175.0
Buffalo.....	95	454	4.8	5	151.3

★ GIVE THEM 100 ★

The Dallas Cowboys offense has put a premium on its rushing attack, and since 2011, the unit has logged the most games with a 100-yard rusher in the NFL:

100-Yard Rushing Games - 2011-19

Team	Games
Dallas	49
Seattle.....	42
Houston.....	39
Minnesota.....	39

During this time, Dallas has boasted six different rushers to reach the century mark, with Ezekiel Elliott (21) and DeMarco Murray (19) leading the way.

★ GIVE THEM 200 ★

Dallas has recorded two 200-yard games on the ground through three weeks in 2019, with 213 yards at Washington and 235 yards against Miami in consecutive weeks. It tied the longest streak of 200-yard rushing games in team history:

Consecutive 200-Yard Rushing Games

Season	Games	Dates/Opponents	Yards
2019	2	Sept. 15 @WAS - Sept. 22 vs. MIA	448
2009.....	2	Sept. 20 vs. CAR - Sept. 28 vs. NYG	463
1979.....	2	Oct. 7 @MIN - Oct. 14 vs. LAR	480
1977.....	2	Oct. 2 vs. TB - Oct. 9 @StL	469
1975.....	2	Dec. 13 vs. WAS - Dec. 21 @NYJ	450
1973-74.....	2	Dec. 16, 1973 @StL - Sept. 15, 1974 @Atl	412
1972.....	2	Dec. 3 @StL - Dec. 9 vs. WAS	455
1962.....	2	Oct. 28 vs. StL - Nov. 4 @WAS	425

★ DUAL THREAT BACK ★

The Cowboys drafted Tony Pollard in the fourth round of the 2019 NFL Draft, hoping to utilize his unique skill set in Kellen Moore's offensive scheme. Pollard is one of only four players in college football to average at least 6.0 yards rushing and 12.0 yards receiving (min. 100 rushes and receptions) in a career, dating back to the 2000 season:

Collegiate Rushing and Receiving Averages

Player	Rush	Avg	Rec	Avg	Tot TD
Tony Pollard, Memphis	139	6.8	104	12.4	18
Tavon Austin, West VA	110	9.5	287	12.0	35
Percy Harvin, Florida	194	9.5	133	14.5	32
Damaris Johnson, Tulsa	122	8.7	188	14.6	25

★ DOUBLE TROUBLE ★

Ezekiel Elliott (125) and Tony Pollard (103) both recorded over 100 rushing yards against Miami - the first time Dallas has boasted two 100-yard rushers in a single game since Emmitt Smith (122) and Chris Warren (104) did so at Washington (10/4/98). It is the fourth-time in team history that the Cowboys had two 100-yard rushers in the same game:

Two 100-Yard Rushers - Team History

Date	Players	Tot Yds
12/9/72 vs. WAS	Walt Garrison (121), Calvin Hill (111)	232
11/12/78 vs. GB	Tony Dorsett (149), Robert Newhouse (101)	250
10/4/98 @WAS	Emmitt Smith (120), Chris Warren (104)	224
9/22/19 vs. MIA	Ezekiel Elliott (125), Tony Pollard (103)	228

★ HOT START ★

The Cowboys are tearing through opposing defenses on the ground and through the air, as their 1,444 net yards are the most by a Cowboys offense through the first three games of a season:

Net Yards Through Three Games

Season	Yards	Yds/Play	Yds/Gm
2019.....	1,444	7.44	481.3
1976.....	1,325	6.49	441.7
2008.....	1,320	7.09	440.0
1968.....	1,306	6.69	435.3
1978.....	1,303	5.74	434.3

Their 537 rushing yards marks the 10th time a Cowboys offense has over 500 yards to through three contests:

Rush Yards Through Three Games

Season	Att	Yards	Yds/Att	TD
1981.....	125	624	4.99	4
1973.....	124	607	4.90	5
2009.....	85	581	6.84	5
1978.....	123	563	4.58	4
1995.....	96	548	5.71	8
1969.....	119	547	4.60	4
1970.....	114	538	4.72	4
2019.....	98	537	5.48	4
1977.....	122	521	4.27	6
1968.....	113	501	4.43	8

★ WE'RE GOING STREAKING ★

After finishing their most recent game against Miami with 476 total yards and 31 points, the Cowboys are riding an active streak of four straight games (dating back to Week 17 of 2018 at the N.Y. Giants) with 400 yards and 30 points - the longest streak in team history:

Current Streak of 400 Yds and 30 Pts

Date	Opp	Yards	Points	W-L
12/30/18.....	N.Y. Giants	419	36	W
9/8/19.....	N.Y. Giants	494	35	W
9/15/19.....	Washington	474	31	W
9/22/19.....	Miami	476	31	W

Dallas' four-game streak with 400 yards and 30 points is tied for eighth league-wide in NFL history. The LA Rams were the last team to record a four-game streak (2018).



5

Since Amari Cooper's trade to Dallas in Week 9 of 2018, he produced five touch-down catches of 20-plus yards, tied for the most in the NFL (Antonio Brown). In fact, 50.0% of Cooper's 10 touchdowns with Dallas have come from 20-plus yards.

★ THE AMARI EFFECT ★

Amari Cooper has been a reliable target for Dak Prescott, and has been particularly efficient at moving the chains for the Cowboys offense, recording 51 first down receptions (tied for fifth) spanning two seasons since his trade to Dallas:

NFL 1st Down Receiving Leaders - Week 9, 2018 to 2019

Player	GP	Rec	Yds	Avg	TD	1st	1st%
Keenan Allen, LAC.....	12	85	1,094	12.9	8	57	67.1%
Julio Jones, ATL.....	12	79	1,130	14.3	12	57	72.2%
DeAndre Hopkins, Hou.....	11	81	1,001	12.4	7	55	67.9%
Michael Thomas, NO.....	12	92	1,002	10.9	6	54	58.7%
Amari Cooper, Dal.....	12	69	963	14.0	10	51	73.9%
Travis Kelce, KC.....	11	76	978	12.9	7	51	67.1%
JuJu Smith-Schuster, PIT...	12	79	1,075	13.6	6	48	60.8%
Davante Adams, GB.....	11	74	894	12.1	7	48	60.8%

Part of Cooper's ability to produce first downs and create big plays comes from his yards after the catch (YAC), turning a 15-yard throw into a quick-strike touchdown. Over the same period of time since the beginning of his tenure in Dallas, Cooper ranks fifth in the NFL in YAC:

NFL Leaders in YAC - Week 9, 2018 to 2019

Player	Rec	Yds	Avg	Lg	TD	YAC
JuJu Smith-Schuster, PIT.....	79	1,075	13.6	97t	6	510
Evan Engram, NYG.....	51	709	13.9	75t	3	429
T.Y. Hilton, IND.....	70	1,112	15.9	68t	6	422
Michael Thomas, NO.....	92	1,002	10.9	72t	6	375
Amari Cooper, Dal.....	69	963	14.0	90t	10	361
Travis Kelce, KC.....	76	978	12.9	42	7	359

★ THAT'S AMARI! ★

Amari Cooper has changed the way Dallas is able to operate in the passing game, stretching defenses and providing a touchdown threat from anywhere on the field. Since Dallas acquired Cooper, five of his eight touchdowns have come from 20-plus yards, which is tied for the most league-wide from Week 9, 2018 to 2019:

20+ Touchdown Receptions from Week 9, 2018-2019

Player	Rec	TD	20+ TD	20+ Pct.
Antonio Brown, NE	62	8	5	62.5%
Amari Cooper, Dal	69	10	5	50.0%
Tyler Lockett, SEA	54	6	4	66.6%
Tyreek Hill, KC	45	5	4	80.0%
Julio Jones, ATL	79	12	4	33.3%
Calvin Ridley, ATL	50	6	4	66.7%
John Ross, CIN	27	8	4	50.0%

★ COMPLETE 180 ★

With a 180-yard performance against Washington (11/22/18), and a 217-yard performance against Philadelphia (12/9/18), Amari Cooper became only the third player in team history to post two games with at least 180 receiving yards in a single season, and the first to do it since the 1996 season:

Player	Single-Season 180+ Rec. Yards Games	Season
Bob Hayes	2	1966
Michael Irvin	2	1996
Amari Cooper	2	2018

Cooper also became the fifth player to post at least 180 receiving yards in two-or-more games in a Cowboys career, and is tied for the third-most games:

Player	180+ Rec. Yard Games - Career Games
Bob Hayes	4
Michael Irvin	3
Frank Clarke	2
Tony Hill	2
Amari Cooper	2

★ AMARI'S DAZZLING DOZEN ★

Amari Cooper has played in 12 games since his trade to Dallas in Week 9 of 2018, and in his first 12 games with the team, Cooper tied Bob Hayes for the most receiving touchdowns in the first dozen games of Cowboys career:

Receiving Touchdowns Through First 12 Cowboys Games

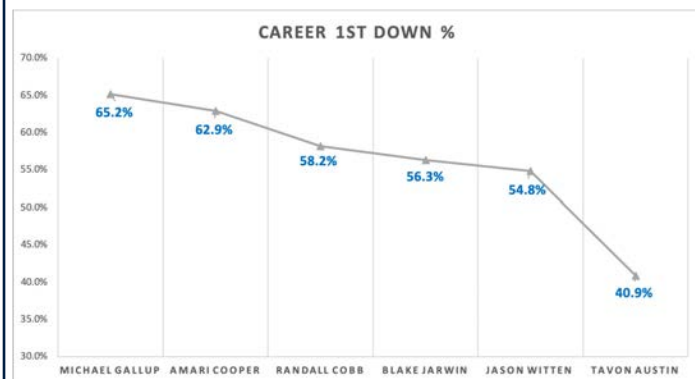
Player	Season	Rec	Yards	TD
Bob Hayes	1965	44	929	10
Amari Cooper	2018-19	69	963	10
Laurent Robinson	2011	49	792	9
Terrell Owens	2006	69	915	7
Lance Rentzel	1967	54	908	7
Dez Bryant	2010	45	561	6
Otto Stowe	1973	23	389	6
Lee Folkins	1962	39	536	6
Frank Clarke	1960-61	23	549	6

★ THE CONVERTER ★

The Dallas Cowboys signed Randall Cobb in 2019 free agency as they looked for ways to add a spark to their offensive attack, and in his first game with Dallas, he did not disappoint. Cobb caught four passes for 69 yards with a 25-yard touchdown. Cobb kept several drives alive with his receptions, converting a first down on all four of his catches - something he was known for in his time with Green Bay. Including 2019, Cobb has converted 58.2% of his career receptions for first downs and has been even better on third down, converting 74.2% of his third down receptions for a first down. Below is a look at each Cowboys receiver's first down career conversion rate:

Cowboys Career 1st Down Conversion Percentage

Player	Rec	Yds	Avg	TD	1st%
Michael Gallup	46	733	15.9	2	65.2%
Amari Cooper	294	4,146	14.1	29	62.9%
Randall Cobb	481	5,640	11.7	42	58.2%
Blake Jarwin	32	371	11.6	4	56.3%
Jason Witten	1,162	12,542	10.8	70	54.8%
Tavon Austin	203	1,837	9.0	14	40.9%



★ YAC ATTACK ★

Dallas has built an offensive attack around players that are creative with the ball in their hands and can make defenders miss at the point of attack, particularly in Randall Cobb, Tavon Austin and Amari Cooper. The trio of wideouts rank in the top-12 of qualifying receivers in average yards-after-catch since 2011 (among all active wide receivers), giving Dallas an explosive passing attack on multiple levels of the field:

Active WR Yards-After-Catch Leaders Since 2011

Player	Rec	Yds	Avg	TD	YAC/R
Josh Gordon	231	4,001	17.3	20	6.8
Golden Tate	590	6,987	11.8	38	6.6
Tyrell Williams	169	2,710	16.0	20	6.4
JuJu Smith-Schuster	183	2,586	14.1	15	6.3
Randall Cobb	481	5,640	11.7	42	6.3
Cordarrelle Patterson	186	1,881	10.1	10	6.3
Jamison Crowder	241	2,792	11.6	14	5.8
Tyreek Hill	225	3,271	14.5	25	5.7
Tavon Austin	203	1,837	9.0	14	5.7
Jarius Wright	201	2,553	12.7	11	5.6
Adam Humphries	228	2,426	10.6	9	5.6
Taylor Gabriel	208	2,617	12.6	13	5.5
Amari Cooper	294	4,146	14.1	29	5.5
Julio Jones	717	10,996	15.3	55	5.5

DALLAS COWBOYS YARDS AFTER THE CATCH 2018-19





16

Jason Witten is currently in his 16th season with the Cowboys, now the longest-tenured Dallas Cowboy in franchise history, passing Ed Jones, Bill Bates and Mark Tuinei (15 seasons).

★ IRON MAN ★

Jason Witten's start against the Giants in Week 1 of 2019 began his 16th season - all with the Cowboys - passing Ed Jones (1974-78, 1980-89), Bill Bates (1983-97) and Mark Tuinei (1983-97) for the most seasons played in team history. He had played in a team-record 235 consecutive games out of a possible 239 games before his retirement in 2017, missing just one game due to a broken jaw against Arizona (10/5/03):

Consecutive Games Played	
Player	Games
Jason Witten, 2003-17.....	235
L.P. Ladouceur, 2005-19*.....	224
Bob Lilly, 1961-74.....	196

**indicates current streak*

Witten overtook Ed Jones (224) for the most career games played in team history at Denver (9/17/17) and is now at 242:

Games Played	
Player	Games
Jason Witten, 2003-17, 19	242
Ed Jones, 1974-78, 1980-89.....	224
L.P. Ladouceur, 2005-19*.....	224

Witten also had a streak of 179 consecutive games started, and it was the second-longest active streak in the NFL:

Consecutive Games Started	
Player	Starts
Jason Witten, 2006-17.....	179
Lee Roy Jordan, 1966-76.....	154
Cornell Green, 1964-74.....	145

He has made 232 career starts for the most in team history:

Games Started	
Player	Starts
Jason Witten, 2003-17, 19	232
Ed Jones, 1974-78, 1980-89	203
Emmitt Smith, 1990-2002	199

★ LEADING MAN ★

Already placing in the top-two in career receptions and receiving yards all-time among league tight ends, Jason Witten is moving up the NFL's all-time receptions and receiving yards charts among all position players. Witten opened 2017 ranked seventh in receptions (1,089) and 27th in receiving yards (11,888).

He surpassed Tim Brown (1,094) for sixth on the league's all-time receptions list against the N.Y. Giants (9/10). At Denver (9/17) Witten moved up to fourth past Cris Carter (1,101) and Marvin Harrison (1,102).

Amongst league receiving yards leaders in 2017, Witten topped Derrick Mason (12,061) and Hines Ward (12,083) for 24th against Green Bay (10/8), Charlie Joiner (12,146) for 23rd at San Francisco (10/22), Brandon Marshall (12,215) for 22nd at Atlanta (11/12) and Jimmy Smith (12,287) for 21st against the LA Chargers (11/23):

NFL Career Receptions Leaders		NFL Career Receiving Yards Leaders	
1.	Jerry Rice..... 1,549	1.	Jerry Rice.....22,895
2.	Tony Gonzalez..... 1,325	2.	Larry Fitzgerald* ..16,532
3.	Larry Fitzgerald* ... 1,311	3.	Terrell Owens.....15,934
4.	Jason Witten*..... 1,162
		19.	Irving Fryar..... 12,785
		20.	Art Monk12,721
		21.	Jason Witten*12,542

** indicates active players*

★ WITTEN IN HISTORY ★

After being selected in the third round of the 2003 NFL Draft by the Dallas Cowboys, Jason Witten steadily climbed Dallas' all-time receiving yards charts and is now the club's all-time leader in receptions (1,162) and receiving yards (12,542).

He topped the club's all-time receiving yards list in the 2017 season opener against the N.Y. Giants (9/10), surpassing Michael Irvin (11,904) at home:

All-Time Cowboys Receiving Yards List

1.	Jason Witten	12,542	(2003-17, 19)
2.	Michael Irvin	11,904	(1988-99)
3.	Tony Hill	7,988	(1977-86)
4.	Drew Pearson.....	7,822	(1973-83)
5.	Dez Bryant.....	7,459	(2010-17)

Among his 12,542 yards are 21 games in which he reached 100 yards - a club tight end record. His 21 100-yard outings are tied for fourth all-time among league tight ends since 1970:

Cowboys 100-yard Tight End Games		NFL 100-yard Tight End Games	
1.	Jason Witten....	1.	Tony Gonzalez.....
2.	Doug Cosbie	2.	Rob Gronkowski.....
	Jay Novacek	3.	Kellen Winslow, Sr....
		4.	Jason Witten
			Antonio Gates.....

In 2012 at Atlanta (11/4), Witten surpassed Michael Irvin for the top spot on Dallas' all-time receptions chart:

All-Time Cowboys Receptions List

1.	Jason Witten ...	1,162	(2003-17, 19)
2.	Michael Irvin	750	(1988-99)
3.	Dez Bryant.....	531	(2010-17)
4.	Drew Pearson.....	489	(1973-83)
5.	Emmitt Smith	486	(1990-02)

Among all active NFL tight ends, Witten has caught the most passes (1,158) for the most yards (12,488):

All Active Tight Ends - NFL

Player	Rec.	Player	Yards
Jason Witten... 1,162		Jason Witten.... 12,542	
Antonio Gates	955	Antonio Gates ...	11,841
Greg Olsen.....	670	Greg Olsen.....	7,883
Jimmy Graham....	614	Vernon Davis.....	7,498
Vernon Davis.....	577	Jimmy Graham....	7,466

★ THAT'S A BUNCH OF WITT ★

After coming into the league as Dallas' third round draft pick in 2003, Jason Witten has strung together a Hall of Fame career. He has appeared in the most Pro Bowls by a Cowboys tight end (11, seven consecutive - 2004-10, three consecutive- 2012-14, and in 2017), is tied for the most by any Dallas player in team history and is tops on the club's all-time receptions and receiving yards charts. In 2012 he took the top spot on the club's receptions chart from Michael Irvin at Atlanta (11/4). Witten took 151 games to reach the top of the team's receptions chart which was faster than Irvin (159). When compared to the two other NFL tight ends with at least 750 catches - Tony Gonzalez and Shannon Sharpe - Witten also reached the mark faster - Gonzalez (163 games), Sharpe (169).

He surpassed 1,000 career receptions at Washington (12/7/15) with five catches against the Redskins, reaching that mark in his 203rd game to become the sixth-fastest NFL player to do so, and the fastest tight end.

In 2012 Witten notched a club-record 18-catch game against the N.Y. Giants (10/28). His 18 receptions tied for third in a game in NFL history and were the most by a tight end in league history:

Single-Game Cowboys Receptions

Player	No.	Opp (Date)
Jason Witten.....	18	NYG (10/28/12)
Jason Witten.....	15	@ Det (12/9/07)
Jason Witten.....	14	@ NYG (12/6/09)
Lance Rentzel.....	13	Was (11/19/67)
Jason Witten.....	13	Chi (10/1/12)
Dez Bryant.....	13	@ Bal (10/14/12)

Single-Game Receptions

Player	NFL History	Rec.	Player	NFL History (TEs)	Rec.
Brandon Marshall.....	21		Jason Witten.....	18	
Terrell Owens.....	20		Jason Witten.....	15	
Brandon Marshall.....	18		Zach Ertz.....	15	
Jason Witten.....	18		Kellen Winslow.....	15	

Witten hauled in 10 passes at Denver (9/17/17) to mark his 11th career game with 10-or-more receptions - most by a Dallas Cowboy and the second-most by any NFL tight end:

10-plus Reception Games

Tight End	Games
Tony Gonzalez.....	15
Jason Witten.....	11
Zach Ertz.....	10
Shannon Sharpe.....	6
Jeremy Shockey.....	6
Kellen Winslow.....	6

10-plus Receptions Games - Dallas Cowboys

Player	Games
Jason Witten.....	11
Michael Irvin.....	7
Miles Austin.....	5
Dez Bryant.....	4

★ TE'S TD'S ★

Jason Witten became one-of-three Cowboys players with 70 touchdown receptions at Washington (9/15), hauling in a two-yard score:

All-Time Cowboys Receiving Touchdown List

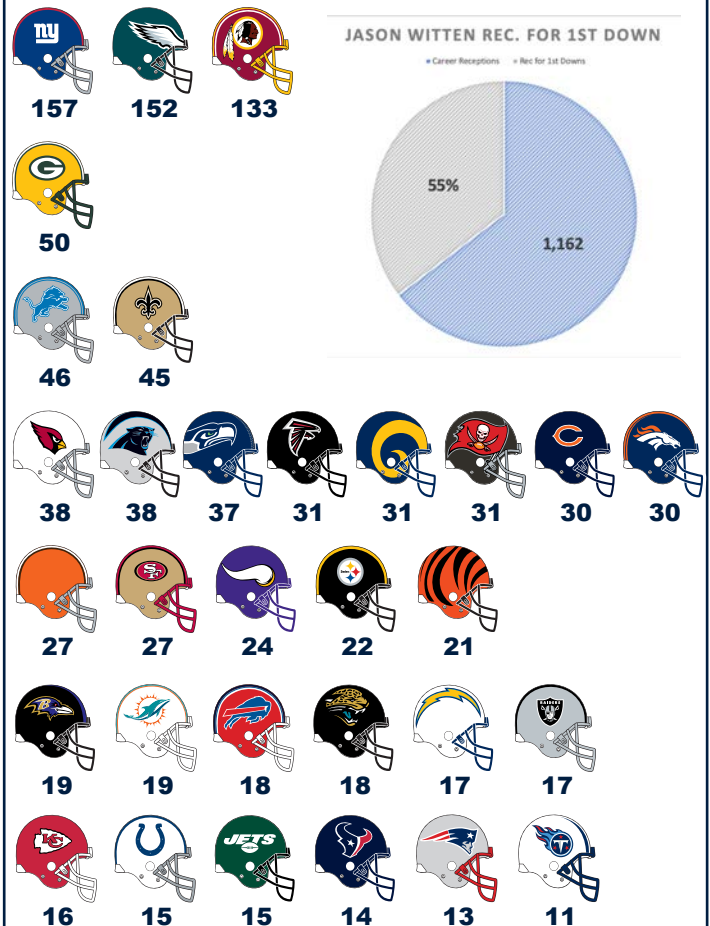
1.	Dez Bryant.....	73	(2010-17)
2.	Bob Hayes.....	71	(1965-74)
3.	Jason Witten.....	70	(2003-17, 19)
4.	Michael Irvin.....	65	(1988-99)
5.	Tony Hill.....	51	(1977-86)

Witten is now one-of-five tight ends in NFL history to break the 70 touchdown barrier, and one-of-two that are still active:

Rk	Player	Team	Rec	Yards	TD
1	Antonio Gates.....	LAC	955	11,841	116
2	Tony Gonzalez.....	KC/ATL	1,325	15,127	111
3	Rob Gronkowski.....	NE	521	7,861	79
4	Jimmy Graham*.....	NO/SEA/GB	614	7,466	72
5	Jason Witten*.....	DAL	1,162	12,542	70

★ WITTEN RECEPTIONS BY TEAM ★

Below is a team-by-team breakdown of Jason Witten's 1,162 career receptions. Witten is one-of-12 players in NFL history to record 100-plus catches against three different opponents, and is only one-of-three to have 150-plus against two different teams (Larry Fitzgerald, Jerry Rice):



★ FIRST TWO FOR 82 ★

Jason Witten had a touchdown reception in each of the first two games in 2019, the first time in his 16-year career that he started a season with touchdowns in the first two games.

The two-game touchdown streak tied the fourth-longest of his career (nine times). Below is a look at his touchdown streaks, including the 2019 two-game stretch:

Streak	TD	Year	Opponents
5 games.....	6	2010	@Ind, Phi, Was, @Ari, @Phi
3 games.....	3	2007	@Chi, StL, @Buf
3 games.....	3	2011	Det, @NE, StL
2 games (nine times)		2019	NYG, @Was

★ TE RANKINGS ★

Since entering the league in 2003, Jason Witten has provided Dallas with the full package at tight end. In his 16th season, Witten has caught 1,162 passes for 12,542 yards - both franchise bests - and 70 touchdowns. He is the NFL's second all-time leading tight end in career receptions and receiving yards:

NFL Career Receptions Leaders (TEs)

1.	Tony Gonzalez.....	1,325
2.	Jason Witten*.....	1,162
3.	Antonio Gates*.....	955
4.	Shannon Sharpe.....	815
5.	Ozzie Newsome.....	662

NFL Career Receiving Yards Leaders (TEs)

1.	Tony Gonzalez.....	15,127
2.	Jason Witten*.....	12,542
3.	Antonio Gates*.....	11,841
4.	Shannon Sharpe.....	10,060
5.	Ozzie Newsome.....	7,980

* indicates active players



176

Leighton Vander Esch finished 2018 with 176 tackles, the most by a Cowboys rookie in franchise history. His 2018 total also is the fourth-highest tackle tally by any Dallas defender, as far back as coaches film since 1977.

★ WOLF HUNTER ★

The Dallas Cowboys used their 2018 first round draft selection (19th overall) on Boise State linebacker Leighton Vander Esch. Vander Esch became the first rookie in team history to lead the team in tackles (since 1977) with 176 stops while starting 11-of-16 games played. He is only the sixth rookie to reach 100 tackles in a season - and registered the highest total by a rookie in a single season, dating back to 1977 when the stat started to be tracked by Dallas coaches film:

Dallas Cowboys Rookie Tackle Leaders (Single Season)

Player	Tackles	Season
Leighton Vander Esch, LB	176	2018
Dexter Coakley, LB	136	1997
Roy Williams, S	127	2002

His 2018 total also was the fourth-most tackle tally by any Dallas defender, using coaches film since 1977:

Dallas Cowboys Single-Season Tackle Leaders

Player	Tackles	Season
Eugene Lockhart, LB	222	1989
Bradie James, LB	202	2008
Bradie James, LB	181	2009
Leighton Vander Esch, LB	176	2018

Vander Esch led or tied the team lead in tackles in 10 games this season, and notched double-digit stops in 11 games. He totaled 18 stops to tie the second-most tackles by a rookie against Houston (10/7/18), then set the record with 19 tackles at Philadelphia (11/11/18), and tied his second-highest against Tampa Bay (12/23):

Single-Game Rookie Tackle Leaders - Since 1983

Player	Opp	Date	ST	AT	TT
Leighton Vander Esch, LB	@Phi	11/11/18	15	4	19
Anthony Hitchens, LB	@STL	9/21/14	12	6	18
Leighton Vander Esch, LB	@Hou	10/7/18	12	6	18
Leighton Vander Esch, LB	TB	12/23/18	14	4	18

Vander Esch also showed abilities as a playmaker, picking off two passes on the season to tie for the team lead. His two picks tied the second-most picks by a rookie linebacker in team history.

★ TRIPLE DIGIT TACKLE BROS ★

The Dallas Cowboys defense boasted two players over the tackle century mark. Rookie Leighton Vander Esch led the defense with a franchise rookie record 176 stops - fourth-most by any Dallas defender - while Jaylon Smith was second on the team with a career-high 150. It was the first time Dallas has had at least two defenders with over 100 tackles in a season since 2016 when the unit finished with four players over the century mark:

Dallas Cowboys Tackle Leaders - 2018

Player	ST	AT	TT
Leighton Vander Esch	125	51	176
Jaylon Smith	101	49	150

★ THE PREDATOR ★

Jaylon Smith has cemented himself as one of the core pieces of the Dallas Cowboys defense with his speed and ferocity at the linebacker position. Smith had a career-best 2018 season, totaling 150 tackles and also blitzing opposing quarterbacks with 4.0 sacks in the process. Smith played 95.3% of the defensive snaps for Dallas in 2018 just three years removed from a knee injury that almost ended his career. He is the first Cowboys linebacker to record 150 tackles and at least 4.0 sacks since Keith Brooking in 2009:

Dallas Cowboys 150 tackles and 4.0 sacks (since 2000)

Player	ST	Sacks	Season
Jaylon Smith	150	4.0	2018
Keith Brooking	156	4.0	2009
Bradie James	202	8.0	2008

Smith also set the tone for the defense with his hard hitting style, tying for the team lead with two forced fumbles and two fumble recoveries, including a 69-yard touchdown return.

★ PREVENT DEFENSE ★

The Cowboys defense has prided itself on preventing big plays from opposing offenses, and in 2019 they have held their opponents to only nine plays of 20-plus yards - tied for seventh in the NFL:

Fewest Big-Plays Allowed - 2019

Team	BIG Runs	BIG Pass	BIG Play	BIG TD
LA Rams	1	4	5	0
New England	0	6	6	0
San Francisco	0	7	7	3
Buffalo	2	6	8	1
Chicago	0	8	8	0
Minnesota	0	8	8	2
Dallas	1	8	9	0
Cleveland	0	9	9	1
Seattle	1	8	9	3
Tennessee	2	7	9	1

Dallas is also one-of-four teams to not allow any touchdown plays of 20-or-more yards in 2019, continuing a trend from 2018 when the defense finished top-10 in the league allowing only nine big-play touchdowns in all 16 games. Dallas has finished in the top-10 for fewest big-play touchdowns allowed in each of the last three seasons. The defense saw a sharp improvement in big plays from years three-six under Rod Marinelli's tutelage since his first season at the helm in 2013 (season ranks in parentheses):

Season	BIG Plays	BIG TD	BIG Play%
2019	9 (7t)	0 (1t)	4.7%
2018	52 (6t)	9 (8t)	5.3%
2017	50 (6)	7 (6)	5.0%
2016	51 (6)	5 (2t)	5.1%
2015	64 (15t)	11 (18t)	6.4%
2014	57 (12t)	10 (14t)	5.8%
2013	79 (31t)	10 (14t)	7.2%

Dallas is also allowing only 6.13 yards-per-attempt through the air in 2019, which ranks fifth after three games. That figure would have ranked second in the NFL at the end of last year, with Buffalo (6.07) as the only team from 2018 to hold opposing offenses under 6.2 yards-per-attempt.

★ ON THE PROWL ★

Leighton Vander Esch finished his rookie season with 176 tackles - most ever in Cowboys history - and has now compiled 26 tackles to start the 2019 season, pushing him past the 200 tackle mark for his career. He did so in only 19 games, the fastest Cowboys defender to reach 200 tackles, beating Dexter Coakley's previous mark of 24 games:

Fastest Cowboys to 200 Tackles

Player	Games	Season
Leighton Vander Esch	19	2019
Dexter Coakley	24	1998
Jaylon Smith	28	2018
Roy Williams	30	2003
Eugene Lockhart	30	1985
Ken Norton	30	1990
Sean Lee	31	2012
Darren Woodson	34	1994

Vander Esch displays tremendous range and instincts when tackling opposing rushers, traits that show up very well in a multitude of statistical categories, including Pro Football Focus' Run Stop percentage, which measures the percentage of run defensive snaps that a defender was responsible for forcing a loss by the offense (losses are constituted as a negative outcome for the offense based on down and distance). After finishing 2018 second in the NFL in stop% by forcing a loss on 12.1% of 199 run snaps, he ranks sixth through three games in 2019:

2019 Run Stop Percentage

Player	Run snaps	Stops	Stop%
Zach Brown, Phi.....	27	5	18.5%
Bobby Wagner, Sea	50	9	18.0%
Jaylon Smith, Dal.....	28	5	17.9%
Zach Cunningham, Hou	34	6	17.6%
Eric Kendricks, Min	66	10	15.2%
Leighton Vander Esch, Dal.....	35	5	14.3%

★ NO FIRST FOR YOU ★

The Dallas defense has put an emphasis on getting off the field on third down and keeping their opponents out of rhythm offensively. In 2018 the Cowboys finished near the bottom of the league in third down defense but started off the year hot in 2019. Dallas is holding its opponents to seven-of-35 (20.0%) on third down tries, the second-best percentage in the league and only one-of-six teams to keep opponents under a 30.0% success rate:

2019 NFL - Third Down Defense

Team	Attempts	Conv.	Third D %
New England	39	5	12.8%
Dallas.....	35	7	20.0%
Chicago	35	8	22.9%
Cleveland	38	10	26.3%
Tennessee	35	10	28.6%
Minnesota	34	10	29.4%

★ NO FLY ZONE ★

The Dallas secondary is limiting opposing quarterbacks through the air by only allowing 9.78 yards-per-completion on 79 receptions in 2019, the fourth-lowest figure in the league:

Team	Att.	Comp.	Com%	Yds	Yds/Com.
Carolina	107	69	64.5%	567	8.22
Buffalo	122	74	60.1%	674	9.11
Minnesota	114	82	71.9%	755	9.21
Dallas.....	126	79	64.8%	773	9.78
New England	108	57	52.7%	560	9.82

★ UNDER PRESSURE ★

The Cowboys front seven has put opposing quarterbacks under relentless pressure in 2019, recording 45 total pressures through three games. The pressure total ranks sixth in the NFL in 2019, and is the most through three games by a Cowboys defense since at least the 2000 season. The previous high since through three games with 37 in 2013, 2008 and 2002.

2019 Defense Pressure Leaders

Team	Pressures	Pass Att	Pressure %
New Orleans	58	108	53.70%
Green Bay	57	106	53.77%
LA Rams	47	109	43.12%
Detroit	46	126	36.51%
Houston	46	122	37.70%
Dallas	45	126	35.72%
Buffalo	43	122	35.25%
Philadelphia	43	119	36.13%
Cincinnati	42	82	51.22%
Minnesota	42	114	36.84%

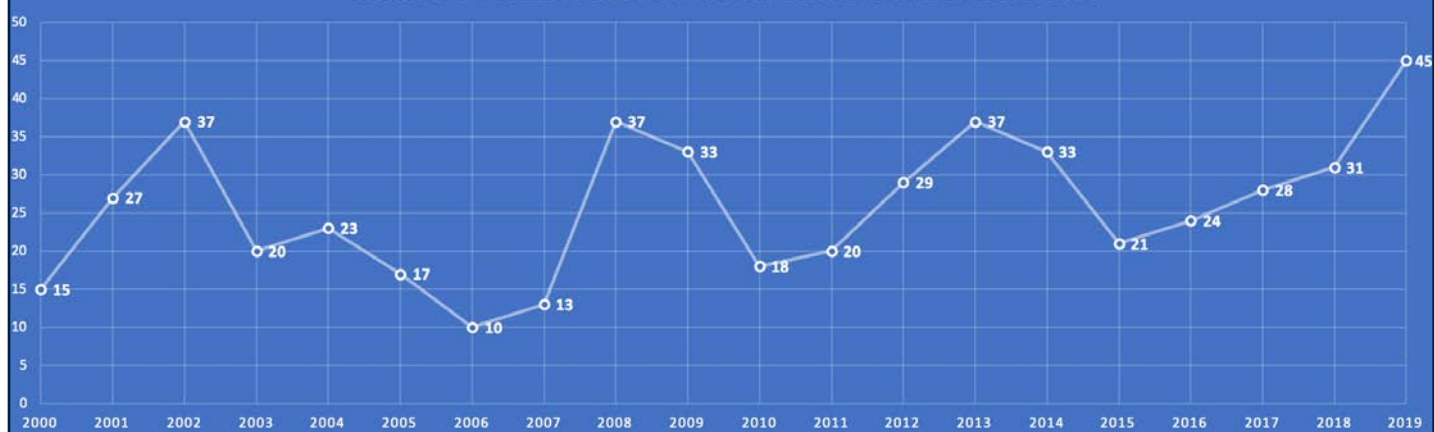
*pressure stats for other teams per PFF

The Cowboys recorded a season-high 24 pressures against Miami in Week 3 (according to coaches film). Robert Quinn made his season debut against the Dolphins after serving a two-game suspension, and led the team with a career-best seven pressures off the edge, the highest single-game number by any Cowboys defender since DeMarcus Lawrence in 2017, and the highest in recent team history:

Single-Game Pressures by Cowboys Defenders

Player	Pressures	Date
Robert Quinn.....	7	9/22/19 vs. MIA
DeMarcus Lawrence	7	9/25/17 at Ari
DeMarcus Ware	7	11/11/12 at Phi
DeMarcus Ware	7	11/26/09 vs. Oak
DeMarcus Lawrence	6	12/17/17 at Oak
David Irving	6	11/23/17 vs. LAC
Anthony Spencer	6	9/16/12 at Sea
Sean Lee.....	6	10/14/12 at Bal
DeMarcus Ware	6	10/2/11 vs. Det

COWBOYS PRESSURES THROUGH THREE GAMES SINCE 2000





26.5

DeMarcus Lawrence has recorded 26.5 sacks since the start of the 2017 season - sixth in the NFL during that span behind Chandler Jones (33.0), Aaron Donald (32.5), Calais Campbell (28.0), Ryan Kerrigan (27.0) and Cameron Jordan (27.0).



53%

Byron Jones locked down opposing receivers in 2018, allowing a catch on only 53% of targets against him. He was one-of-three corners to play 50% of snaps, allow a completion rate of less than 55% and fewer than two TDs in 2018. (per PFF)

★ TANK ROLLING OVER QBS ★

Lawrence has recorded 35.5 sacks in the regular season, with the most against any single opponent coming against Kirk Cousins (5.0). Below is a breakdown of his sacks by quarterback and by down:

Player	Sacks	Player	Sacks
Kirk Cousins	5.0	Drew Brees	1.0
Eli Manning	4.0	Ryan Fitzpatrick	1.0
Carson Palmer	3.0	Jared Goff	1.0
Matthew Stafford	3.0	Marcus Mariota	1.0
Matt Ryan	2.5	Cam Newton	1.0
Aaron Rodgers	2.0	Ben Roethlisberger	1.0
Trevor Siemien	2.0	Ryan Tannehill	1.0
Jameis Winston	2.0	Tyrod Taylor	1.0
Russell Wilson	1.5	Josh Rosen	1.0
C.J. Beathard	1.0	Colt McCoy	0.5

Below is a look at Lawrence's career sacks by down:



★ NO YAC FOR YOU ★

The Cowboys secondary rallied to opposing receivers in 2018, allowing the 10th-fewest yards average (5.2) after the catch in the league, and also tying for third in most catches where the offense had one yard-or-fewer after the catch (77):

Most Catches Allowed with YAC <1 - 2018

Team	Rec.	YAC	YAC/Rec.	YAC<1
Chicago	377	1,855	5.0	81
N.Y. Jets	367	1,943	5.5	78
Dallas	367	1,868	5.2	77
Tampa Bay	387	1,921	5.2	77
Philadelphia	417	2,240	5.5	75

The trend has continued through three games in 2019, as the Cowboys secondary and linebackers have displayed a relentless pursuit to the ball by adjudicating 21 catches in which the offense had one yard-or-fewer after the catch, the most in the league:

Most Catches Allowed with YAC <1 - 2019

Team	Rec.	YAC	YAC/Rec.	YAC<1
Dallas	79	357	4.6	21
Houston	86	414	5.0	21
Detroit	69	260	3.8	20
Chicago	83	419	5.3	19
LA Chargers	68	343	5.3	19
Seattle	74	423	5.8	18

The defense has allowed 79 receptions on the year, and on 69-of-79 catches the opposing receiver has failed to pick up more than 10 yards-after-the-catch:

Team	Rec.	YAC<10	YAC<10%
Detroit	69	65	94.2%
LA Rams	63	57	90.5%
Minnesota	82	74	90.2%
New England	57	51	89.5%
Carolina	69	61	88.4%
Buffalo	74	65	87.8%
Dallas	79	69	87.4%



86% Brett Maher went six-of-seven (85.7%) from 50-plus yards in his first NFL season, which is the second-highest percentage in a kicker's first season since the 1970 NFL Merger.
*minimum five attempts of 50+ yards

★ BRETT "MONEY" MAHER ★

The Dallas Cowboys made the decision to go with first-year pro Brett Maher at kicker in 2018. Maher connected on 29-of-36 for the seventh-most field goals made in the NFL:

2018 Field Goal Leaders			
Player	FGM	FGA	PCT
Ka'imi Fairbairn, Hou.....	37	42	88.1
Justin Tucker, Bal.....	35	39	89.7
Robbie Gould, SF.....	33	34	97.1
Jason Myers, NYJ.....	33	36	91.7
Aldrick Rosas, NYG.....	32	33	97.0
Mason Crosby, GB.....	30	37	81.1
Brett Maher, Dal.....	29	36	80.6

★ FIELD GOALS FOR FOUR ★

In two games in 2018, Brett Maher tallied four field goals - against Jacksonville (10/14) and against Detroit (9/30). Maher tied for the second-most games with four-or-more field goals in a season in team history (six players, eight times). Richie Cunningham had three games in 1997.

Additionally, Maher's two career games with four field goals are tied for fifth among all Cowboys kickers:

Most Games with 4+ Field Goals		
Player	Games	Years
Dan Bailey.....	10	2011-17
Chris Boniol.....	4	1994-96
Richie Cunningham.....	3	1997-99
Eddie Murray.....	3	1993, 99
Billy Cundiff.....	2	2002-05
Nick Folk.....	2	2007-09
Toni Fritsch.....	2	1971-73, 75
Roger Ruzek.....	2	1987-99
Rafael Septien.....	2	1978-86
Brett Maher.....	2	2018

★ NO PROBLEM FROM FIFTY ★

Brett Maher went four-of-four on field goal tries, including converting two from 50-or-more, against Jacksonville (10/4) in 2018. It marked the seventh time in franchise history a kicker hit multiple 50-yard field goals. Dan Bailey did it five times (last vs. Seattle, 12/24/17) and Eddie Murray did it once:

Multiple 50-Yard Field Goal Games					
Player	Date	Opp	FGM	FGA	Lng
Eddie Murray.....	12/12/93	@ Min	2	2	52
Dan Bailey.....	9/15/13	@ KC	2	2	53
Dan Bailey.....	10/27/13	@ Det	2	2	53
Dan Bailey.....	12/15/13	GB	2	2	50
Dan Bailey.....	9/11/16	NYG	2	2	56
Dan Bailey.....	12/24/17	SEA	2	2	51
Brett Maher.....	10/14/18	JAX	2	2	55

On the season, Maher was six-of-seven on field goals from 50-yards-or-more - tied for the most in the NFL in 2018 and tied for the most by a Cowboys kicker in team single-season history:

Single-Season 50-Yard FGs				
Player	Season	FGM	FGA	Pct
Dan Bailey.....	2013	6	7	85.7
Brett Maher.....	2018	6	7	85.7

★ HOW ABOUT FROM 60? ★

Brett Maher made history against Philadelphia (12/9/18), connecting on a franchise-record 62-yard field goal at the end of the second quarter. It served as the longest in team history, as the previous Cowboys best was a 56-yard field goal (four players), and tied the seventh-longest field goal made (tied for third-longest by yardage) in NFL history:

Longest Field Goal Made		
Player	FG Long	Opp/Date
Matt Prater, Den.....	64	vs. Ten, 12/8/13
Tom Dempsey, NO.....	63	vs. Det, 11/8/70
Jason Elam, Den.....	63	vs. Jax, 10/25/98
Sebastian Janikowski, Oak.....	63	@ Den, 9/12/11
David Akers, SF.....	63	@ GB, 9/9/12
Graham Gano, Car.....	63	vs. NYG, 10/7/18
Matt Bryant, TB.....	62	vs. Phi, 10/22/06
Stephen Gostkowski, NE.....	62	@ Oak, 11/19/17
Brett Maher, Dal.....	62	vs. Phi, 12/9/18

★ LONG-BALL BRETT ★

Following a 59-yard field goal against Tampa Bay (12/23/18), and coupled with his franchise-long 62-yarder against Philadelphia (12/9/18), Brett Maher now owns both of the longest field goals made in team history:

Longest Field Goal Made		
Player	FG Long	Opp/Date
Brett Maher.....	62	vs. Phi, 12/9/18
Brett Maher.....	59	vs. TB, 12/23/18
Billy Cundiff.....	56	vs. Det, 11/20/05
Dan Bailey.....	56	@ Sea, 10/12/14
Dan Bailey.....	56	vs. NYG, 9/11/16
Dan Bailey.....	56	@ Den, 9/17/17

★ THE PUNT-ISHER ★

Dallas Cowboys punter Chris Jones serves as a weapon in the kicking game, and for his career he boasts a 44.9 gross average and a net average of 40.5, with 167 punts downed inside the 20-yard line - tied for second-most all-time in team history.

Jones is third all-time amongst NFL punters in percentage of punts downed inside the 20-yard line (min. 100 punts) at 39.9%:

Punts Downed Inside the Opp 20-Yard Line				
Player	Years	Punts	In20	In20%
Jordan Berry [^] , Pit.....	2015-19	270	111	41.11
Dustin Colquitt [^] , KC.....	2005-19	1,084	443	40.87
Chris Jones[^], Dal.....	2011-19	418	167	39.95
Johnny Hekker [^] , LAR.....	2012-19	551	218	39.56
Matt Bosher [^] , Atl.....	2011-19	486	190	39.09

[^] indicates active player
 % Min. 100 punts

2019 DALLAS COWBOYS STATISTICS

WON 3, LOST 0

9/8	W	35-17	N.Y. Giants	90,353
9/15	W	31-21	at Washington	75,128
9/22	W	31-6	Miami	90,127

2019 TEAM STATISTICS

	DAL	OPP.
FIRST DOWNS	76	61
Rushing	30	14
Passing	42	40
Penalty	4	7
Third Down-Made/Att	18/31	7/35
Third Down Efficiency	58.1%	20.0%
Fourth Down-Made/Att	0/0	4/9
TOTAL NET YARDS	1,444	1,008
Avg. Per Game	481.3	336.0
Total Plays	194	189
Avg. Per Play	7.4	5.3
NET YARDS RUSHING	537	270
Avg. Per Game	179.0	90.0
Total Rushes	98	58
Avg. Per Rush	5.5	4.7
NET YARDS PASSING	907	738
Avg. Per Game	302.3	246.0
Sacked/Yards Lost	2/13	5/35
Gross Yards	920	773
Attempts/Completions	94/70	126/79
Pct. of Completion	74.5%	62.7%
Had Intercepted	2	0
PUNTS/AVERAGE	9/44.3	13/44.8
Net Punting Average	42.4	43.5
PUNT RETURN/AVG.	3/5.7	5/3.4
KICKOFF RETURN/AVG.	2/5.5	4/23.0
INTERCEPTION RETURN/AVG.	0/0.0	2/22.0
PENALTIES/YARDS	22/214	19/149
FUMBLES/BALL LOST	0/0	6/3
TOUCHDOWNS	13	5
Rushing	4	2
Passing	9	3
Returns	0	0
EXTRA POINTS/ATTEMPTS	13/13	5/5
TWO POINT CONVERSION/ATTEMPTS	0/0	0/0
FIELD GOALS/ATTEMPTS	2/3	3/4
AVG. TIME OF POSSESSION	32:12	27:48

SCORE BY PERIODS	Q1	Q2	Q3	Q4	OT	PTS
TEAM	17	28	35	17	0	97
OPPONENTS	10	10	10	14	0	44

SCORING	TD	RU	PA	RT	PAT	FG	2PT	S	PTS
A. Cooper	4	0	4	0	0/0	0/0	0	0	24
B. Maher	0	0	0	0	13/13	2/3	0	0	19
E. Elliott	2	2	0	0	0/0	0/0	0	0	12
J. Witten	2	0	2	0	0/0	0/0	0	0	12
R. Cobb	1	0	1	0	0/0	0/0	0	0	6
B. Jarwin	1	0	1	0	0/0	0/0	0	0	6
T. Pollard	1	1	0	0	0/0	0/0	0	0	6
D. Prescott	1	1	0	0	0/0	0/0	0	0	6
D. Smith	1	0	1	0	0/0	0/0	0	0	6
TEAM	13	4	9	0	13/13	2/3	0	0	97
OPPONENTS	5	2	3	0	5/5	3/4	0	0	44

2-Pt Conv: TM 0-0 OPP 0-0

SACKS: D. Lawrence 1.5, T. Crawford 1.0, R. Quinn 1.0, L. Vander Esch 0.5, M. Collins 0.5, K. Hyder 0.5, **TM** 5.0, **OPP** 2.0

FUM/LOST: TM 0/0, OPP 6/3

PASSING	ATT	CMP	YDS	CMP%	YDS/ATT	TD	TD%	INT	INT%	LONG	SACK/LOST	RATING
D. Prescott	94	70	920	74.5	9.8	9	9.6	2	2.1	62	2/13	128.0
TEAM	94	70	920	74.5	9.8	9	9.6	2	2.1	62	2/13	128.0
OPPONENTS	126	79	773	62.7	6.1	3	2.4	0	0.0	43	5/35	87.8

RUSHING	NO.	YDS	AVG	LONG	TD
E. Elliott	55	289	5.3	27	2
T. Pollard	30	149	5.0	28	1
D. Prescott	11	88	8.0	42	1
R. Cobb	2	11	5.5	7	0
TEAM	98	537	5.5	42	4
OPPONENTS	58	270	4.7	59	2

RECEIVING	NO.	YDS	AVG	LONG	TD
A. Cooper	16	238	14.9	45	4
M. Gallup	13	226	17.4	62	0
R. Cobb	11	116	10.5	25t	1
D. Smith	5	113	22.6	51t	1
J. Witten	10	94	9.4	33	2
B. Jarwin	5	64	12.8	28t	1
E. Elliott	5	33	6.6	12	0
T. Pollard	4	28	7.0	12	0
T. Austin	1	8	8.0	8	0
TEAM	70	920	13.1	62	9
OPPONENTS	79	773	9.8	43	3

INTERCEPTIONS	NO.	YDS	AVG	LONG	TD
TEAM	0	0	0.0	0	0
OPPONENTS	2	44	22.0	23	0

PUNTING	NO.	YDS	AVG	NET	TB	IN	LG	B
C. Jones	9	399	44.3	42.4	0	3	52	0
TEAM	9	399	44.3	42.4	0	3	52	0
OPPONENTS	13	583	44.8	43.5	0	8	62	0

PUNT RETURNS	RET	FC	YDS	AVG	LONG	TD
C. Wilson	2	2	13	6.5	13	0
R. Cobb	1	3	4	4.0	4	0
T. Austin	0	2	0	0.0	0	0
TEAM	3	7	17	5.7	13	0
OPPONENTS	5	3	17	3.4	9	0

KICKOFF RETURNS	NO.	YDS	AVG	LONG	TD
R. Cobb	2	11	5.5	11	0
TEAM	2	11	5.5	11	0
OPPONENTS	4	92	23.0	28	0

FIELD GOALS	1-19	20-29	30-39	40-49	50+
B. Maher	0/0	2/2	0/0	0/0	0/1
TEAM	0/0	2/2	0/0	0/0	0/1
OPPONENTS	0/0	2/2	1/1	0/1	0/0

B. Maher: (-) (25) (28, 55RU)

OPP: (28) (-) (-) (-) (47WR, 22, 33)

2019 DALLAS COWBOYS DEFENSIVE STATS

RNK	PLAYER	SOLO	ASST	TOTAL	SACKS/YDS	TFL/YDS	QBPR	FR	FF	INT/YDS	PD
1.	Smith, Jaylon	22	11	33			1		1		
2.	Vander Esch, Leighton	16	6	22	0.5/-2		2		1		2
3.	Woods, Xavier	14	4	18					1		
4.	Heath, Jeff	10	6	16		1/-1					4
5.	Awuzie, Chidobe	10	3	13				1			2
6.	Brown, Anthony	8	4	12							3
7.	Jones, Byron	10	0	10							1
8.	Thomas, Joe	6	0	6							
9.	Lewis, Jourdan	4	2	6							1
10.	Covington, Christian	3	2	5			2				1
11.	Hyder, Kerry	2	3	5	0.5/-4		6				
12.	Frazier, Kavon	3	1	4							
13.	Armstrong, Dorance	2	2	4			5				
	Lawrence, DeMarcus	2	2	4	1.5/-5	1/-2	10	2	1		
15.	Lee, Sean	1	3	4			1				
16.	Thompson, Darian	2	1	3							1
17.	Jackson, Joe	0	3	3			1				1
18.	Quinn, Robert	2	0	2	1.0/-7		7				
19.	Collins, Maliek	1	1	2	0.5/-4	1/-4	8				
	March, Justin	1	1	2							
	Woods, Antwaun	1	1	2							
22.	Crawford, Tyrone	1	0	1	1.0/-13	1/-13	1				
23.	Hill, Trysten	0	1	1			1				

Tkl=Tackle, Ast=Assist, Total=Combined, TFL=Tackle for a Loss, QBPR=Pressures, Int=Interception, PD=Pass Defense, FF=Forced Fumble, FR=Fumble Recovery

2019 COWBOYS SPECIAL TEAMS							
RNK PLAYER		S	A	TOT	FF	FR	BL
1.	Goodwin, C.J.	2	0	2	0	0	0
2.	Olawale, Jamize	1	1	2	0	0	0
	Thomas, Joe	1	1	2	0	0	0
4.	Frazier, Kavon	1	0	1	0	0	0
	Heath, Jeff	1	0	1	0	0	0
6.	Armstrong, Dorance	0	1	1	0	0	0
	March, Justin	0	1	1	0	0	0
	Thompson, Darian	0	1	1	0	0	0

DEFENSIVE STATS BY RANK							
PRESSURES		SACKS		TACKLES FOR LOSS		INTERCEPTIONS	
PLAYER	NO	PLAYER	NO	PLAYER	NO	PLAYER	NO
1. D. Lawrence	10	1. D. Lawrence	1.5	1. M. Collins	1		
2. M. Collins	8	2. T. Crawford	1.0	T. Crawford	1		
3. R. Quinn	7	R. Quinn	1.0	J. Heath	1		
4. K. Hyder	6	4. M. Collins	0.5	D. Lawrence	1		
5. D. Armstrong	5	K. Hyder	0.5				

FORCED FUMBLES		FUMBLE RECOVERIES		PASSES DEFENSED	
PLAYER	NO	PLAYER	NO	PLAYER	NO
1. D. Lawrence	1	1. D. Lawrence	2	1. J. Heath	4
J. Smith	1	2. C. Awuzie	1	2. A. Brown	3
L. Vander Esch	1			3. C. Awuzie	2
X. Woods	1			L. Vander Esch	2
				5. C. Covington	1

★ 2019 UNOFFICIAL DALLAS COWBOYS DEPTH CHART ★

Rookies Underlined

OFFENSE

WR	–	19	Amari Cooper	10	Tavon Austin	11	Cedric Wilson
LT	–	77	Tyron Smith	75	Cameron Fleming		
LG	–	52	Connor Williams	76	Xavier Su'a-Filo	<u>69</u>	<u>Brandon Knight</u>
C	–	72	Travis Frederick	73	Joe Looney	61	Adam Redmond
RG	–	70	Zack Martin	76	Xavier Su'a-Filo		
RT	–	71	La'el Collins	75	Cameron Fleming		
TE	–	82	Jason Witten	89	Blake Jarwin	86	Dalton Schultz
WR	–	18	Randall Cobb				
WR	–	13	Michael Gallup	15	Devin Smith		
QB	–	4	Dak Prescott	7	Cooper Rush		
RB	–	21	Ezekiel Elliott	<u>20</u>	<u>Tony Pollard</u>		
FB	–	49	Jamize Olawale				

DEFENSE

DE	–	90	DeMarcus Lawrence	92	Dorance Armstrong	<u>56</u>	<u>Joe Jackson</u>
DT	–	96	Maliek Collins	<u>79</u>	<u>Trysten Hill</u>		
DT	–	99	Antwaun Woods	95	Christian Covington		
DE	–	98	Tyrone Crawford	97	Taco Charlton	51	Kerry Hyder
SLB	–	50	Sean Lee	<u>57</u>	<u>Luke Gifford</u>		
MLB	–	54	Jaylon Smith	53	Justin March		
WLB	–	55	Leighton Vander Esch	48	Joe Thomas		
CB	–	24	Chidobe Awuzie	29	C.J. Goodwin		
CB	–	30	Anthony Brown	27	Jourdan Lewis		
CB	–	31	Byron Jones				
SS	–	38	Jeff Heath	35	Kavon Frazier	<u>37</u>	<u>Donovan Wilson</u>
FS	–	25	Xavier Woods	23	Darian Thompson		

SPECIAL TEAMS

P	–	6	Chris Jones		
K	–	2	Brett Maher		
LS	–	91	Louis Philippe Ladouceur		
H	–	6	Chris Jones		
KOR	–	<u>20</u>	<u>Tony Pollard</u>	27	Jourdan Lewis
PR	–	10	Tavon Austin	18	Randall Cobb

PRONUNCIATION GUIDE

DORANCE Armstrong	DOOR-intz	Louis-Philippe LADOUCEUR	LAH-doo-sahr
CHIDOBE AWUZIE	CHI-doh-bay ah-WUZ-yeh	Brett MAHER	MAH-her
LA'EL Collins	luhEL	JAMIZE OLAWALE	juh-MAZE oh-lah-WALLY
MALIEK Collins	mah-LEEK	XAVIER SU'A-FILO	ZAY-vee-er SUE-ah-fee-low
KAVON Frazier	KAY-von	XAVIER Woods	ECK-zay-vee-er

COACHING STAFF

Head Coach: Jason Garrett

Assistants: Ken Amato (defensive asst./linebackers), Brett Bech (strength and conditioning), Ben Bloom (linebackers), Gary Brown (running backs), Stephen Brown (offensive asst./running backs), Marc Colombo (offensive line), Judd Garrett (dir. advance scouting/wide receivers), Greg Jackson (safeties), Jon Kitna (quarterbacks), Adam Klefner (asst. offensive line), Sanjay Lal (wide receivers), Leon Lett (defensive tackles), Rod Marinelli (defensive coordinator/defensive line), Kellen Moore (offensive coordinator), Doug Nussmeier (tight ends), Keith O'Quinn (special teams coordinator), Markus Paul (strength and conditioning), Carlos Polk (asst. special teams), Kris Richard (passing game coordinator/defensive backs), Kendall Smith (asst. strength and conditioning), Kyle Valero (offensive asst./tight ends), Mike Woicik (director of strength and conditioning).

DALLAS COWBOYS 2019 ALPHABETICAL ROSTER

NO	NAME	POS	HGT	WGT	BIRTH-DATE	NFL-EXP	COLLEGE	HIGH SCHOOL HOMETOWN
92	Armstrong, Dorance	DE	6-4	262	6/10/97	2	Kansas	Houston, Texas
10	Austin, Tavon	WR	5-8	185	3/15/90	7	West Virginia	Baltimore, Md.
24	Awuzie, Chidobe	CB	6-0	203	5/24/95	3	Colorado	San Jose, Calif.
30	Brown, Anthony	CB	5-11	198	12/15/93	4	Purdue	Tampa, Fla.
18	Cobb, Randall	WR	5-10	195	8/22/90	9	Kentucky	Maryville, Tenn.
71	Collins, La'el	T	6-4	323	7/26/93	5	Louisiana State	Baton Rouge, La.
96	Collins, Maliek	DT	6-2	310	4/8/95	4	Nebraska	Kansas City, Mo.
19	Cooper, Amari	WR	6-1	225	6/17/94	5	Alabama	Miami, Fla.
95	Covington, Christian	DT	6-2	300	10/16/93	5	Rice	Vancouver, B.C.
98	Crawford, Tyrone	DL	6-4	285	11/22/89	8	Boise State	Windsor, Ontario
21	Elliott, Ezekiel	RB	6-0	228	7/22/95	4	Ohio State	St. Louis, Mo.
75	Fleming, Cameron	T	6-5	320	9/3/92	6	Stanford	Fort Hood, Texas
35	Frazier, Kavon	S	6-0	223	8/11/94	4	Central Michigan	Grand Rapids, Mich.
72	Frederick, Travis	C	6-4	320	3/18/91	7	Wisconsin	Sharon, Wis.
13	Gallup, Michael	WR	6-1	205	3/4/96	2	Colorado State	Monroe, Ga.
57	Gifford, Luke	LB	6-3	245	8/28/95	R	Nebraska	Lincoln, Neb.
29	Goodwin, C.J.	CB	6-3	198	2/4/90	4	California (PA)	Wheeling, West Va.
38	Heath, Jeff	S	6-1	212	5/14/91	7	Saginaw Valley State	Lake Orion, Mich.
97	Hill, Trysten	DT	6-3	310	3/25/98	R	Central Florida	Lee, Fla.
51	Hyder, Kerry	DE	6-2	275	5/2/91	4	Texas Tech	Austin, Texas
56	Jackson, Joe	DE	6-4	285	12/20/96	R	Miami	Homestead, Fla.
89	Jarwin, Blake	TE	6-5	260	7/16/94	3	Oklahoma State	Tuttle, Okla.
31	Jones, Byron	CB	6-1	200	9/26/92	5	Connecticut	New Britain, Conn.
6	Jones, Chris	P	6-0	205	7/21/89	8	Carson Newman	Rome, Ga.
69	Knight, Brandon	G	6-4	310	4/1/97	R	Indiana	Noblesville, Ind.
91	Ladouceur, Louis-Philippe	LS	6-5	256	3/13/81	15	California	Pointe-Claire, Quebec
90	Lawrence, DeMarcus	DE	6-3	265	4/28/92	6	Boise State	Aiken, S.C.
50	Lee, Sean	LB	6-2	245	7/22/86	10	Penn State	Pittsburgh, Pa.
27	Lewis, Jourdan	CB	5-10	195	8/31/95	3	Michigan	Detroit, Mich.
73	Looney, Joe	C	6-3	315	8/31/90	8	Wake Forest	Lake Worth, Fla.
2	Maher, Brett	K	6-0	190	11/21/89	2	Nebraska	Kearney, Neb.
53	March, Justin	LB	5-11	232	7/5/93	5	Akron	Danville, Ill.
70	Martin, Zack	G	6-4	315	11/20/90	6	Notre Dame	Indianapolis, Ind.
49	Olawale, Jamize	FB	6-1	242	4/17/89	8	North Texas	Long Beach, Calif.
20	Pollard, Tony	RB	6-0	215	4/30/97	R	Memphis	Memphis, Tenn.
4	Prescott, Dak	QB	6-2	235	7/29/93	4	Mississippi State	Haughton, La.
58	Quinn, Robert	DE	6-4	260	5/18/90	9	North Carolina	Ladson, S.C.
61	Redmond, Adam	C	6-6	310	5/19/93	2	Harvard	Strongsville, Ohio
7	Rush, Cooper	QB	6-3	225	11/21/93	3	Central Michigan	Charlotte, Mich.
86	Schultz, Dalton	TE	6-5	260	7/11/96	2	Stanford	South Jordan, Utah
15	Smith, Devin	WR	6-1	205	3/3/92	3	Ohio State	Massillon, Ohio
54	Smith, Jaylon	LB	6-2	248	6/14/95	3	Notre Dame	Fort Wayne, Ind.
77	Smith, Tyron	T	6-5	320	12/12/90	9	Southern California	Moreno Valley, Calif.
76	Su'a-Filo, Xavier	G	6-4	312	1/1/91	6	UCLA	American Fork, Utah
48	Thomas, Joe	LB	6-1	233	5/6/91	5	South Carolina State	Blackville, S.C.
23	Thompson, Darian	S	6-2	212	9/22/93	4	Boise State	Lancaster, Calif.
55	Vander Esch, Leighton	LB	6-4	255	2/8/96	2	Boise State	Riggins, Idaho
52	Williams, Connor	G	6-5	320	5/12/97	2	Texas	Coppell, Texas
11	Wilson, Cedrick	WR	6-2	200	11/20/95	2	Boise State	Memphis, Tenn.
37	Wilson, Donovan	S	6-0	208	2/21/95	R	Texas A&M	Shreveport, La.
82	Witten, Jason	TE	6-6	263	5/6/82	16	Tennessee	Elizabethton, Tenn.
99	Woods, Antwaun	DT	6-1	310	1/3/93	2	Southern California	Los Angeles, Calif.
25	Woods, Xavier	S	5-11	208	7/26/95	3	Louisiana Tech	Monroe, La.
PRACTICE SQUAD								
83	Bryant, Ventell	WR	6-3	205	8/24/96	R	Temple	Tampa, Fla.
46	Chunn, Jordan	RB	6-0	230	1/2/95	1	Troy	Gurley, Ala.
59	Covington, Chris	LB	6-2	245	1/3/96	2	Indiana	Chicago, Ill.
87	Hikutini, Cole	TE	6-4	240	6/11/94	2	Louisville	Sacramento, Calif.
65	Hyatt, Mitch	T	6-5	305	2/6/97	R	Clemson	Suwanee, Ga.
33	Jackson, Mike	CB	6-1	210	1/10/97	R	Miami	Birmingham, Ala.
32	Olumba, Donovan	CB	6-2	205	9/26/95	1	Portland State	Tucson, Ariz.
5	Thorson, Clayton	QB	6-4	222	6/15/95	R	Northwestern	Wheaton, Ill.
28	Weber, Mike	RB	5-10	210	8/25/97	R	Ohio State	Detroit, Mich.
64	Wise, Daniel	DE	6-3	285	1/16/96	R	Kansas	Lewisville, Texas
RESERVE/PUP								
85	Brown, Noah	WR	6-2	222	1/6/96	3	Ohio State	Flanders, N.J.
RESERVE/INJURED								
74	Jelks, Jalen	DE	6-5	260	8/3/96	R	Oregon	Phoenix, Ariz.
81	Johnson, Jon'vea	WR	6-0	195	12/23/95	R	Toledo	Gary, Ind.
14	Lenoir, Lance	WR	6-0	208	2/9/95	2	Western Illinois	Chicago, Ill.
66	McGovern, Connor**	G	6-5	316	11/3/97	R	Penn State	Larksville, Pa.
93	Ross, Daniel	DT	6-4	300	3/15/93	3	N.E. Mississippi C.C.	Louisville, Ky.
39	Westry, Chris	CB	6-4	210	7/10/97	R	Kentucky	Orange Park, Fla.
78	Wichmann, Cody	G	6-5	320	3/2/92	3	Fresno State	Mariposa, Calif.

** Eligible for return

DALLAS COWBOYS 2019 NUMERICAL ROSTER

NO	NAME	POS	HGT	WGT	AGE	EXP	COLLEGE	HOW ACQ
2	Brett Maher	K	6-0	190	29	2	Nebraska	FA-'18
4	Dak Prescott	QB	6-2	235	26	4	Mississippi State	D4b-'16
6	Chris Jones	P	6-0	205	30	8	Carson Newman	FA-'11
7	Cooper Rush	QB	6-3	225	25	3	Central Michigan	UDFA-'17
10	Tavon Austin	WR	5-8	185	29	7	West Virginia	T(LAR)-'18
11	Cedrick Wilson	WR	6-2	200	23	2	Boise State	D6b-'18
13	Michael Gallup	WR	6-1	205	23	2	Colorado State	D3-'18
15	Devin Smith	WR	6-1	205	27	3	Ohio State	FA-'19
18	Randall Cobb	WR	5-10	195	29	9	Kentucky	UFA(GB)-'19
19	Amari Cooper	WR	6-1	225	25	5	Alabama	T(Oak)-'18
20	Tony Pollard	RB	6-0	215	22	R	Memphis	D4a-'19
21	Ezekiel Elliott	RB	6-0	228	24	4	Ohio State	D1-'16
23	Darian Thompson	S	6-2	212	27	4	Boise State	FA-'18
24	Chidobe Awuzie	CB	6-0	203	24	3	Colorado	D2-'17
25	Xavier Woods	S	5-11	208	24	3	Louisiana Tech	D6a-'17
27	Jourdan Lewis	CB	5-10	195	24	3	Michigan	D3-'17
29	C.J. Goodwin	CB	6-3	198	29	4	California (PA)	PS(Cin)-'18
30	Anthony Brown	CB	5-11	198	25	4	Purdue	D6a-'16
31	Byron Jones	CB	6-1	200	26	5	Connecticut	D1-'15
35	Kavon Frazier	S	6-0	223	25	4	Central Michigan	D6b-'16
37	Donovan Wilson	S	6-0	208	24	R	Texas A&M	D6-'19
38	Jeff Heath	S	6-1	212	28	7	Saginaw Valley State	UDFA-'13
48	Joe Thomas	LB	6-1	233	28	5	South Carolina State	FA-'18
49	Jamize Olawale	FB	6-1	242	30	8	North Texas	T(Oak)-'18
50	Sean Lee	LB	6-2	245	33	10	Penn State	D2-'10
51	Kerry Hyder	DE	6-2	275	28	4	Texas Tech	FA-'19
52	Connor Williams	G	6-5	320	22	2	Texas	D2-'18
53	Justin March	LB	5-11	232	26	5	Akron	FA-'17
54	Jaylon Smith	LB	6-2	248	24	3	Notre Dame	D2-'16
55	Leighton Vander Esch	LB	6-4	255	23	2	Boise State	D1-'18
56	Joe Jackson	DE	6-4	285	22	R	Miami	D5b-'19
57	Luke Gifford	LB	6-3	245	24	R	Nebraska	UDFA-'19
58	Robert Quinn	DE	6-4	260	29	9	North Carolina	T(Mia)-'19
61	Adam Redmond	C	6-6	310	26	2	Harvard	W(Buf)-'18
69	Brandon Knight	G	6-4	310	22	R	Indiana	UDFA-'19
70	Zack Martin	G	6-4	315	28	6	Notre Dame	D1-'14
71	La'el Collins	T	6-4	323	26	5	Louisiana State	UDFA-'15
72	Travis Frederick	C	6-4	320	28	7	Wisconsin	D1-'13
73	Joe Looney	C	6-3	315	29	8	Wake Forest	UFA(Ten)-'16
75	Cameron Fleming	T	6-5	320	27	6	Stanford	UFA(NE)-'18
76	Xavier Su'a-Filo	G	6-4	312	28	6	UCLA	FA-'18
77	Tyron Smith	T	6-5	320	28	9	Southern California	D1-'11
82	Jason Witten	TE	6-6	263	37	16	Tennessee	FA-'19
86	Dalton Schultz	TE	6-5	260	23	2	Stanford	D4b-'18
89	Blake Jarwin	TE	6-5	260	25	3	Oklahoma State	UDFA-'17
90	DeMarcus Lawrence	DE	6-3	265	27	6	Boise State	D2-'14
91	Louis-Philippe Ladouceur	LS	6-5	256	38	15	California	FA-'05
92	Dorance Armstrong	DE	6-4	262	22	2	Kansas	D4a-'18
95	Christian Covington	DT	6-2	300	25	5	Rice	UFA(Hou)-'19
96	Maliek Collins	DT	6-2	310	24	4	Nebraska	D3-'16
97	Trysten Hill	DT	6-3	310	21	R	Central Florida	D2-'19
98	Tyrone Crawford	DL	6-4	285	29	8	Boise State	D3-'12
99	Antwaun Woods	DT	6-1	310	26	2	Southern California	FA-'18
PRACTICE SQUAD								
5	Clayton Thorson	QB	6-4	222	24	R	Northwestern	FA-'19
28	Mike Weber	RB	5-10	210	22	R	Ohio State	D7a-'19
32	Donovan Olumba	CB	6-2	205	23	1	Portland State	UDFA-'18
33	Mike Jackson	CB	6-1	210	22	R	Miami	D5a-'19
46	Jordan Chunn	RB	6-0	230	24	1	Troy	UDFA-'18
59	Chris Covington	LB	6-2	245	23	2	Indiana	D6a-'18
64	Daniel Wise	DE	6-3	285	23	R	Kansas	UDFA-'19
65	Mitch Hyatt	T	6-5	305	22	R	Clemson	UDFA-'19
83	Ventell Bryant	WR	6-3	205	23	R	Temple	FA-'19
87	Cole Hikutini	TE	6-4	240	25	2	Louisville	FA-'19
RESERVE/PUP								
85	Noah Brown	WR	6-2	222	23	3	Ohio State	D7b-'17
RESERVE/INJURED								
14	Lance Lenoir	WR	6-0	208	24	2	Western Illinois	UDFA-'17
39	Chris Westry	CB	6-4	210	22	R	Kentucky	UDFA-'19
66	Connor McGovern**	G	6-5	316	21	R	Penn State	D3-'19
74	Jalen Jelks	DE	6-5	260	23	R	Oregon	D7b-'19
78	Cody Wichmann	G	6-5	320	27	3	Fresno State	FA-'18
81	Jon'vea Johnson	WR	6-0	195	23	R	Toledo	UDFA-'19
93	Daniel Ross	DT	6-4	300	26	3	N.E. Mississippi C.C.	PS(KC)-'17

** Eligible for return

DALLAS COWBOYS 2019 POSITIONAL ROSTER

NO.	NAME	POS	HGT	WGT	AGE	NFL EXP	COLLEGE	HOW ACQ
Quarterback (2)								
4	Dak Prescott	QB	6-2	235	26	4	Mississippi State	D4b-'16
7	Cooper Rush	QB	6-3	225	25	3	Central Michigan	UDFA-'17
Running Back (3)								
20	Tony Pollard	RB	6-0	215	22	R	Memphis	D4a-'19
21	Ezekiel Elliott	RB	6-0	228	24	4	Ohio State	D1-'16
49	Jamize Olawale	FB	6-1	242	30	8	North Texas	T(Oak)-'18
Wide Receiver (6)								
10	Tavon Austin	WR	5-8	185	29	7	West Virginia	T(LAR)-'18
11	Cedrick Wilson	WR	6-2	200	23	2	Boise State	D6b-'18
13	Michael Gallup	WR	6-1	205	23	2	Colorado State	D3-'18
15	Devin Smith	WR	6-1	205	27	3	Ohio State	FA-'19
18	Randall Cobb	WR	5-10	195	29	9	Kentucky	UFA(GB)-'19
19	Amari Cooper	WR	6-1	225	25	5	Alabama	T(Oak)-'18
Tight End (3)								
82	Jason Witten	TE	6-6	263	37	16	Tennessee	FA-'19
86	Dalton Schultz	TE	6-5	260	23	2	Stanford	D4b-'18
89	Blake Jarwin	TE	6-5	260	25	3	Oklahoma State	UDFA-'17
Offensive Line (10)								
52	Connor Williams	G	6-5	320	22	2	Texas	D2-'18
61	Adam Redmond	C	6-6	310	26	2	Harvard	W(Buf)-'18
69	Brandon Knight	T	6-4	310	22	R	Indiana	UDFA-'19
70	Zack Martin	G	6-4	315	28	6	Notre Dame	D1-'14
71	La'el Collins	T	6-4	323	26	5	Louisiana State	UDFA-'15
72	Travis Frederick	C	6-4	320	28	7	Wisconsin	D1-'13
73	Joe Looney	C	6-3	315	29	8	Wake Forest	UFA(Ten)-'16
75	Cameron Fleming	T	6-5	320	26	6	Stanford	UFA(NE)-'18
76	Xavier Su'a-Filo	G	6-4	312	28	6	UCLA	FA-'18
77	Tyron Smith	T	6-5	320	28	9	Southern California	D1-'11
Defensive Line (10)								
51	Kerry Hyder	DE	6-2	275	28	4	Texas Tech	FA-'19
56	Joe Jackson	DE	6-4	285	22	3	Miami	D5b-'19
58	Robert Quinn	DE	6-4	260	29	9	North Carolina	T(Mia)-'19
90	DeMarcus Lawrence	DE	6-3	265	27	6	Boise State	D2-'14
92	Dorance Armstrong	DE	6-4	262	22	2	Kansas	D4a-'18
95	Christian Covington	DT	6-2	300	25	5	Rice	UFA(Hou)-'19
96	Maliek Collins	DT	6-2	310	24	4	Nebraska	D3-'16
97	Trysten Hill	DT	6-3	310	21	R	Central Florida	D2-'19
98	Tyrone Crawford	DL	6-4	285	29	8	Boise State	D3-'12
99	Antwaun Woods	DT	6-1	310	26	2	Southern California	FA-'18
Linebackers (6)								
48	Joe Thomas	LB	6-1	233	28	5	South Carolina State	FA-'18
50	Sean Lee	LB	6-2	245	33	10	Penn State	D2-'10
53	Justin March	LB	5-11	232	26	5	Akron	FA-'17
54	Jaylon Smith	LB	6-2	248	24	3	Notre Dame	D2-'16
55	Leighton Vander Esch	LB	6-4	255	23	2	Boise State	D1-'18
57	Luke Gifford	LB	6-3	245	24	R	Nebraska	UDFA-'19
Defensive Backs (10)								
23	Darian Thompson	S	6-2	212	27	4	Boise State	FA-'18
24	Chidobe Awuzie	CB	6-0	203	24	3	Colorado	D2-'17
25	Xavier Woods	S	5-11	208	24	3	Louisiana Tech	D6a-'17
27	Jourdan Lewis	CB	5-10	195	24	3	Michigan	D3-'17
29	C.J. Goodwin	CB	6-3	198	29	4	California (PA)	PS(Cin)-'18
30	Anthony Brown	CB	5-11	198	25	4	Purdue	D6a-'16
31	Byron Jones	CB	6-1	200	26	5	Connecticut	D1-'15
35	Kavon Frazier	S	6-0	223	25	4	Central Michigan	D6b-'16
37	Donovan Wilson	S	6-0	208	24	R	Texas A&M	D6-'19
38	Jeff Heath	S	6-1	212	28	7	Saginaw Valley State	UDFA-'13
Specialists (3)								
2	Brett Maher	K	6-0	190	29	2	Nebraska	FA-'18
6	Chris Jones	P	6-0	205	30	8	Carson Newman	FA-'11
91	Louis-Philippe Ladouceur	LS	6-5	256	38	15	California	FA-'05

★ HOW THE COWBOYS WERE BUILT ★

FROM THE DRAFT (33):

2010 - Sean Lee (2nd, Penn State)

2011 - Tyron Smith (1st, Southern California)

2012 - Tyrone Crawford (3rd, Boise State)

2013 - Travis Frederick (1st, Wisconsin)

2014 - Zack Martin (1st, Notre Dame)
DeMarcus Lawrence (2nd, Boise State)

2015 - Byron Jones (1st, Connecticut)

2016 - Ezekiel Elliott (1st, Ohio State)
Jaylon Smith (2nd, Notre Dame)
Maliek Collins (3rd, Nebraska)
Dak Prescott (4th, Mississippi State)
Anthony Brown (6th, Purdue)
Kavon Frazier (6th, Central Michigan)

2017 - Chidobe Awuzie (2nd, Colorado)
Jourdan Lewis (3rd, Michigan)
Xavier Woods (6th, Louisiana Tech)
Noah Brown (7th, Ohio State)Ω

2018 - Leighton Vander Esch (1st, Boise State)
Connor Williams (2nd, Texas)
Michael Gallup (3rd, Colorado State)
Dorance Armstrong (4th, Kansas)
Dalton Schultz (4th, Stanford)
Chris Covington (6th, Indiana)^
Cedrick Wilson (6th, Boise State)^

2019 - Trysten Hill (2nd, Central Florida)
Connor McGovern (3rd, Penn State)Φ
Tony Pollard (4th, Memphis)
Mike Jackson (5th, Miami)^
Joe Jackson (5th, Miami)
Donovan Wilson (6th, Texas A&M)
Mike Weber (7th, Ohio State)^
Jalen Jelks (7th, Oregon)*

SIGNED AS FREE AGENTS (25):

2005 - Louis-Philippe Ladouceur (California)

2011 - Chris Jones (Carson Newman)/

2013 - Jeff Heath (Saginaw Valley State)/

2015 - La'el Collins (Louisiana State)/

2016 - #Joe Looney (Tennessee, Wake Forest)

2017 - Justin March (Akron)
Blake Jarwin (Oklahoma State)/
Cooper Rush (Central Michigan)/

2018 - #Cameron Fleming (Stanford)
Brett Maher (Nebraska)
Xavier Su'a-Filo (UCLA)
#Joe Thomas (South Carolina State from Green Bay)
Darian Thompson (Boise State)
Cody Wichmann (Fresno State)*
Antwaun Woods (Southern California)

2019 - #Randall Cobb (Kentucky from Green Bay)
#Christian Covington (Rice from Houston)
Luke Gifford (Nebraska)/
Kerry Hyder (Texas Tech)
Jon'Vea Johnson (Toledo)/
Brandon Knight (Indiana)/
Devin Smith (Ohio State)
Chris Westry (Kentucky)/
Jason Witten (Tennessee)

IN TRADES (4):

2018 - Tavon Austin (West Virginia from L.A. Rams)
Amari Cooper (Alabama from Oakland)
Jamize Olawale (North Texas from Oakland)
Robert Quinn (North Carolina from Miami)-

WAIVERS (1):

2018 - Adam Redmond (Harvard from Buffalo)

PRACTICE SQUAD (2):

2017 - Daniel Ross (N.E. Mississippi C.C. from Kansas City)*

2018 - C.J. Goodwin (California [PA] from Cincinnati)

Unrestricted Free Agent % Restricted Free Agent / Undrafted Free Agent
^ Practice Squad * Reserve/Injured Φ Reserve/Injured-Returnable
Ω Reserve/PUP or Reserve/NFI - Reserve/Suspended \$ Reserve/Did not Report

★ CONTRACT STATUS ★

Player	Signed Thru	Player	Signed Thru	Player	Signed Thru
Armstrong, Dorance	2021	Jackson, Joe	2022	Ross, Daniel*	2019
Austin, Tavon	2019	Jarwin, Blake	2019	Rush, Cooper	2019
Awuzie, Chidobe	2020	Jelks, Jalen*	2022	Schultz, Dalton	2021
Brown, Anthony	2019	Johnson, Jon'Vea*	2021	Smith, Devin	2020
Brown, Noah Ω	2020	Jones, Byron	2019	Smith, Jaylon	2025
Cobb, Randall	2019	Jones, Chris	2021	Smith, Tyron	2023
Collins, La'el	2024	Knight, Brandon	2021	Su'a-Filo, Xavier	2019
Collins, Maliek	2019	Ladouceur, L.P.	2019	Thomas, Joe	2019
Cooper, Amari	2019	Lawrence, DeMarcus	2023	Thompson, Darian	2019
Covington, Christian	2019	Lee, Sean	2019	Vander Esch, Leighton	2021
Crawford, Tyrone	2020	Lewis, Jourdan	2020	Westry, Chris*	2021
Elliott, Ezekiel	2026	Looney, Joe	2019	Wichmann, Cody*	2020
Fleming, Cameron	2019	Maher, Brett	2019	Williams, Connor	2021
Frazier, Kavon	2019	March, Justin	2019	Wilson, Cedrick	2020
Frederick, Travis	2023	Martin, Zack	2024	Wilson, Donovan	2022
Gallup, Michael	2021	McGovern, ConnorΦ	2022	Witten, Jason	2019
Gifford, Luke	2021	Olawale, Jamize	2019	Woods, Antwaun	2019
Goodwin, C.J.	2019	Pollard, Tony	2022	Woods, Xavier	2020
Heath, Jeff	2019	Prescott, Dak	2019		
Hill, Trysten	2022	Quinn, Robert	2019		
Hyder, Kerry	2019	Redmond, Adam	2019		

DALLAS COWBOYS CONTRACT ANALYSIS

OFFENSE		2019	2020	2021	2022	2023	2024	2025	2026
QB	Prescott, Dak		UFA						
	Rush, Cooper		RFA	UFA					
RB	Elliott, Ezekiel								UFA
	Olawale, Jamize		OPTION	OPTION	UFA				
	Pollard, Tony					UFA			
WR	Austin, Tavon		UFA						
	Brown, Noah#			UFA					
	Cobb, Randall		UFA						
	Cooper, Amari		UFA						
	Gallup, Michael				UFA				
	Johnson, Jon'Vea*				RFA	UFA			
	Smith, Devin			UFA					
	Wilson, Cedrick			RFA	UFA				
TE	Jarwin, Blake		RFA	UFA					
	Schultz, Dalton				UFA				
	Witten, Jason		UFA						
OL	Collins, La'el							UFA	
	Fleming, Cameron		OPTION	UFA					
	Frederick, Travis						UFA		
	Knight, Brandon				RFA	UFA			
	Looney, Joe		UFA						
	Martin, Zack							UFA	
	McGovern, Connor*					UFA			
	Redmond, Adam		ERFA	RFA	UFA				
	Smith, Tyron						UFA		
	Su'a-Filo, Xavier		UFA						
	Wichmann, Cody*			UFA					
	Williams, Connor				UFA				

DEFENSE		2019	2020	2021	2022	2023	2024	2025	2026
DL	Armstrong, Dorance				UFA				
	Collins, Maliek		UFA						
	Covington, Christian		UFA						
	Crawford, Tyrone			UFA					
	Hill, Trysten					UFA			
	Hyder, Kerry		UFA						
	Jackson, Joe					UFA			
	Jelks, Jalen*					UFA			
	Lawrence, Demarcus						UFA		
	Quinn, Robert		UFA						
	Ross, Daniel		RFA	UFA					
	Woods, Antwaun		ERFA	RFA	UFA				
LB	Gifford, Luke				RFA	UFA			
	Lee, Sean		UFA						
	March, Justin		UFA						
	Smith, Jaylon								UFA
	Thomas, Joe		UFA						
	Vander Esch, Leighton				OPTION	UFA			
DB	Awuzie, Chidobe			UFA					
	Brown, Anthony		UFA						
	Frazier, Kavon		UFA						
	Goodwin, C.J.		UFA						
	Heath, Jeff		UFA						
	Jones, Byron		UFA						
	Lewis, Jourdan			UFA					
	Powell, Tyvis*			UFA					
	Showers, Jameill*		ERFA	RFA	UFA				
	Thompson, Darian		UFA						
	Westry, Chris*				RFA	UFA			
	Wilson, Donovan					UFA			
	Woods, Xavier			UFA					

SPECIAL TEAMS		2019	2020	2021	2022	2023	2024	2025	2026
ST	Jones, Chris				UFA				
	Ladouceur, L.P.		UFA						
	Maher, Brett		ERFA	RFA	UFA				

	Player is under contract for season
	Player will be an exclusive rights free agent
	Player will be an unrestricted free agent
	Player will be a restricted free agent
	Player has a club option available

*-Reserve/Injured

^-Reserve/Suspended

#-Reserve/PUP

&-Reserve/Did Not Report

★ WHEN THE COWBOYS WERE BUILT ★

Here's a look at when they came to the NFL and the Cowboys

1st Round (9)

[9] Tyron Smith (2011)
 [14] Robert Quinn (2011-StL)-
 [8] Tavon Austin (2013-StL)
 [31] Travis Frederick (2013)
 [16] Zack Martin (2014)
 [4] Amari Cooper (2015-Oak)
 [27] Byron Jones (2015)
 [4] Ezekiel Elliott (2016)
 [19] Leighton Vander Esch (2018)

2nd Round (9)

[55] Sean Lee (2010)
 [64] Randall Cobb (2011-GB)
 [33] Xavier Su'a-Filo (2014-Hou)
 [34] DeMarcus Lawrence (2014)
 [37] Devin Smith (2015-NYJ)
 [34] Jaylon Smith (2016)
 [60] Chidobe Awuzie (2017)
 [50] Connor Williams (2018)
 [58] Trysten Hill (2019)

3rd Round (7)

[69] Jason Witten (2003)
 [81] Tyrone Crawford (2012)
 [67] Maliek Collins (2016)
 [71] Darian Thompson (2016-NYG)
 [92] Jourdan Lewis (2017)
 [81] Michael Gallup (2018)
 [90] Connor McGovern (2019)Φ

4th Round (6)

[117] Joe Looney (2012-SF)
 [140] Cameron Fleming (2014-NE)
 [135] Dak Prescott (2016)
 [116] Dorance Armstrong (2018)
 [137] Dalton Schultz (2018)
 [128] Tony Pollard (2019)

5th Round (3)

[191] Xavier Woods (2017)
 [158] Mike Jackson (2019)^
 [165] Joe Jackson (2019)

6th Round (6)

[216] Christian Covington (2015-Hou)
 [189] Anthony Brown (2016)
 [212] Kavon Frazier (2016)
 [193] Chris Covington (2018)^
 [208] Cedrick Wilson (2018)^
 [213] Donovan Wilson (2019)

7th Round (3)

[239] Noah Brown (2017)Ω
 [218] Mike Weber (2019)^
 [241] Jalen Jelks (2019)*

Undrafted (17)

L.P. Ladouceur (2005-NO)
 Chris Jones (2011)
 Jamize Olawale (2012)
 Jeff Heath (2013)
 Brett Maher (2013-NYJ)
 C.J. Goodwin (2014-Pit)
 Kerry Hyder (2014-NYJ)
 Joe Thomas (2014-GB)
 La'el Collins (2015)
 Justin March (2015-KC)
 Adam Redmond (2016-Ind)
 Antwaun Woods (2016-Ten)
 Blake Jarwin (2017)
 Daniel Ross (2017-KC)*
 Cooper Rush (2017)
 Luke Gifford (2019)
 Brandon Knight (2019)

Unrestricted Free Agent % Restricted Free Agent / Undrafted Free Agent
 ^ Practice Squad * Reserve/Injured Φ Reserve/Injured-Returnable
 Ω Reserve/PUP or Reserve/NFI - Reserve/Suspended \$ Reserve/Did not Report

★ WHEN THEY GOT TO THE COWBOYS ★

2005 (1)

Louis-Philippe Ladouceur, free agent

2010 (1)

Sean Lee, Round 2

2011 (2)

Tyron Smith, Round 1
 Chris Jones, undrafted free agent

2012 (1)

Tyrone Crawford, Round 3

2013 (2)

Travis Frederick, Round 1&
 Jeff Heath, undrafted free agent

2014 (2)

Zack Martin, Round 1
 DeMarcus Lawrence, Round 2

2015 (2)

Byron Jones, Round 1
 La'el Collins, undrafted free agent

2016 (7)

Ezekiel Elliott, Round 1
 Jaylon Smith, Round 2
 Maliek Collins, Round 3
 Dak Prescott, Round 4

2016, cont.

Anthony Brown, Round 6
 Kavon Frazier, Round 6
 Joe Looney, UFA (Ten)

2017 (8)

Chidobe Awuzie, Round 2
 Jourdan Lewis, Round 3
 Xavier Woods, Round 6
 Noah Brown, Round 7 Ω
 Justin March, FA
 Blake Jarwin, undrafted free agent
 Cooper Rush, undrafted free agent
 Daniel Ross, practice squad (KC)*

2018 (18)

Leighton Vander Esch, Round 1
 Connor Williams, Round 2
 Michael Gallup, Round 3
 Dorance Armstrong, Round 4
 Dalton Schultz, Round 4
 Chris Covington, Round 6^
 Cedrick Wilson, Round 6^
 Cameron Fleming, UFA (NE)
 Brett Maher, FA
 Xavier Su'a-Filo, FA
 Joe Thomas, FA
 Darian Thompson, FA
 Antwaun Woods, FA

2018, cont.

Tavon Austin, trade (LAR)
 Amari Cooper, trade (Oak)
 Jamize Olawale, trade (Oak)
 Adam Redmond, waivers (Buffalo)
 C.J. Goodwin, practice squad (Cin)^

2019 (16)

Trysten Hill, Round 2
 Connor McGovern, Round 3 Φ
 Tony Pollard, Round 4
 Mike Jackson, Round 5^
 Joe Jackson, Round 5
 Donovan Wilson, Round 6
 Mike Weber, Round 7^
 Jalen Jelks, Round 7*
 Randall Cobb, UFA (GB)
 Christian Covington, UFA (Hou)
 Kerry Hyder, FA
 Devin Smith, FA
 Jason Witten, FA
 Robert Quinn, trade (Mia)-
 Luke Gifford, undrafted free agent
 Brandon Knight, undrafted free agent

★ 2019 TRANSACTIONS BY DATE ★

Jan. 13.....Signed **Jake Campos, Jordan Chunn, Treston Decoud, Donovan Olumba, Kyle Queiro, Aziz Shittu and Cody Wichmann** to Reserve/Future list.

Jan. 18.....Signed **Devin Smith** to Reserve/Future list.

Feb. 7.....Signed **Reggie Davis**.

March 6.....Signed **Jason Witten**.

March 7.....Signed **Justin March-Lillard and Darian Thompson**.

March 8.....Signed **Daniel Ross** and exercised options on **Allen Hurns, Joe Looney and Joe Thomas**.

March 11...Signed **Codey McElroy**.

March 14...Signed **Christian Covington and Jamize Olawale**.

March 15...Signed **Cameron Fleming**.

March 19...Signed **Kerry Hyder and L.P. Ladouceur**.

March 20...Signed **Tavon Austin and Drew Scott**.

March 21...Signed **Randall Cobb**.

March 25...Signed **George Iloka**.

March 29...Acquired **Robert Quinn** in a trade with Miami and released **Marqueston Huff**.

April 5.....Signed **Casey Redfern**.

April 9.....Signed **DeMarcus Lawrence and Shakir Soto**.

April 10.....Waived **Parker Ehinger and Aziz Shittu**.

April 26.....Drafted **Trysten Hill and Connor McGovern**.

April 27.....Drafted **Tony Pollard, Mike Jackson, Joe Jackson, Donovan Wilson, Mike Weber, Jalen Jelks**.

May 10.....Signed **Larry Allen, Jr., Andrew Dowell, Luke Gifford, Jalen Guyton, Nate Hall, Mitch Hyatt, Jon'Vea Johnson, Brandon Knight, Justin Phillips, Derrick Puni, Ricky Walker, Chris Westry, Daniel Wise**.

June 19....Waived **Justin Phillips**. Signed **Ryan Yurachek**.

July 24.....Released **Allen Hurns**. Signed **Taryn Christion**.

July 26.....Placed **Noah Brown, Tyrone Crawford, Byron Jones and DeMarcus Lawrence** on Active/PUP. Placed **Chris Covington** on Active/NFI. Placed **Ezekiel Elliott** on Reserve/Did Not Report.

July 30.....Signed **Alfred Morris**.

Aug. 1.....Waived **Larry Allen Jr.** Waived/Injured **Andrew Dowell**. Signed **Justin Phillips**.

Aug. 3.....Claimed **Tariq Cole** off waivers from Arizona.

Aug. 4.....Waived **Tariq Cole**.

Aug. 6.....Waived **Rico Gathers**. Signed **Lukayus McNeil and Tyvis Powell**.

Aug. 7.....Waived/Injured **Lance Lenoir and Derrick Puni**. Signed **Juwann Bushell-Beatty and Marcus Lucas**.

Aug. 21.....Signed **Jaylon Smith** to a five-year contract extension.

Aug. 31.....Waived **Juwan Bushell-Beatty, Jake Campos, Taryn Christion, Jordan Chunn, Chris Covington, Reggie Davis, Treston Decoud, Jalen Guyton, Nate Hall, Mitch Hyatt, Darius Jackson, Mike Jackson, Marcus Lucas, Lukayus McNeil, Donovan Olumba, Justin Phillips, Kyle Queiro, Kasey Redfern, Drew Scott, Shakir Soto, Ricky Walker, Mike Weber, Mike White, Cedrick Wilson, Daniel Wise and Ryan Yurachek**. Released **George Iloka**. Waived/Injured **Codey McElroy, Tyvis Powell and Jameill Showers**. Placed **Noah Brown** on Reserve/PUP and **Jalen Jelks, Jon'Vea Johnson, Daniel Ross, and Chris Westry** on Reserve/Injured. Placed **Robert Quinn** on Reserve/Suspended.

Sept. 2.....Signed **Ventell Bryant, Chris Covington, Cole Hikutini, Michael Jackson, Donovan Olumba, Clayton Thorson, Mike Weber, Cedrick Wilson and Daniel Wise** to the practice squad. Placed **Connor McGovern** on Reserve/Injured. Signed **Jordan Chunn**. Released **Rolando McClain**.

Sept. 3.....Signed **La'el Collins** to a five-year contract extension.

Sept. 4.....Signed **Ezekiel Elliott** to a six-year contract extension.

Sept. 7.....Released **Alfred Morris** and activated **Ezekiel Elliott** from Reserve/Exempt.

Sept. 10....Released **Jordan Chunn**.

Sept. 11....Activated **Chris Covington** from the practice squad and signed **Darius Jackson** to the practice squad.

Sept. 14....Waived **Chris Covington** and activated **Cedrick Wilson** from the practice squad.

Sept. 16....Released **Darius Jackson** from the practice squad and signed **Jordan Chunn** to the practice squad.

Sept. 18....Waived **Taco Charlton**.

★ 2019 TRANSACTIONS BY PLAYER ★

ALLEN, Jr., Larry - G/C
5/10.....Signed
8/1.....Waived
AUSTIN, Tavon - WR
3/20.....Signed
BROWN, Noah - WR
7/26.....Placed on Active/PUP
8/31.....Placed on Reserve/PUP
BRYANT, Ventrell - WR
9/2.....Signed to practice squad
BUSHELL-Beatty, Juwann - T
8/7.....Signed
8/31.....Waived
CAMPOS, Jake - T
1/13.....Signed to Reserve/Future
8/31.....Waived
CHARLTON, Taco - DE
9/18.....Waived
CHUNN, Jordan - RB
1/13.....Signed to Reserve/Future
8/31.....Waived
9/2.....Signed
9/10.....Released
9/16.....Signed to practice squad
CHRISTION, Taryn - QB
7/24.....Signed
8/31.....Waived
COBB, Randall - WR
3/21.....Signed
COLE, Tariq - G
8/3.....Claimed off waivers from Arizona.
8/4.....Waived
COLLINS, La'el - T
9/3.....Signed a five-year extension
COVINGTON, Chris - LB
7/26.....Placed on Active/NFI
8/31.....Waived
9/2.....Signed to practice squad
9/11.....Activated from practice squad
9/14.....Waived
COVINGTON, Christin - DE
3/14.....Signed
CRAWFORD, Tyrone - DE
7/26.....Placed on Active/PUP
DAVIS, Reggie - WR
2/7.....Signed
8/31.....Waived
DECOUD, Treston - DB
1/13.....Signed to Reserve/Future
8/31.....Waived
DOWELL, Andrew, LB
5/10.....Signed
8/1.....Waived/Injured
EHINGER, Parker - G
4/10.....Waived
ELLIOTT, Ezekiel - RB
7/26.....Placed on Reserve/Did Not Report
9/4.....Signed a six-year extension
9/7.....Activated from Reserve/Exempt
FLEMING, Cameron - T
3/15.....Signed
GATHERS, Rico - TE
Aug. 6...Waived
GIFFORD, Luke - LB
5/10.....Signed
GUYTEN, Jalen - WR
5/10.....Signed
8/31.....Waived
HALL, Nate - LB
5/10.....Signed
8/31.....Waived
HIKUTINI, Cole - TE
9/2.....Signed to practice squad
HILL, Trysten - DT
4/26.....Drafted in the second round

HURNS, Allen - WR
3/8.....Exercised option
7/24.....Released
HYATT, Mitch - T
5/10.....Signed
8/31.....Waived
9/2.....Signed to practice squad
HUFF, Marqueston - CB
3/29.....Released
HYDER, Kerry - DE
3/19.....Signed
ILOKA, George - S
3/25.....Signed
8/31.....Released
JACKSON, Darius - RB
8/11.....Waived
9/11.....Signed to practice squad
9/16.....Released
JACKSON, Joe - DE
4/27.....Drafted in the fifth round
JACKSON, Mike - CB
4/27.....Drafted in the fifth round
8/31.....Waived
9/2.....Signed to practice squad
JELKS, Jalen - DE
4/27.....Drafted in the seventh round
8/31.....Placed on Reserve/Injured
JONES, Byron - CB
7/26.....Placed on Active/PUP
JOHNSON, John'Vea - WR
5/10.....Signed
8/31.....Placed on Reserve/Injured
KNIGHT, Brandon - T
5/10.....Signed
LADOUCEUR, L.P. - LS
3/19.....Signed
LAWRENCE, DeMarcus - DE
4/9.....Signed a six-year extension
7/26.....Placed on Active/PUP
LENOIR, Lance - WR
8/7.....Waived/Injured
LOONEY, Joe - C
3/8.....Exercised option
LUCAS, Marcus - TE
8/7.....Signed
8/31.....Waived
MARCH-LILLARD, Justin - LB
3/7.....Signed
McCLAIN, Rolando - LB
9/2.....Released
McELROY, Codey - TE
3/11.....Signed
8/31.....Waived/Injured
McGOVERN, Connor - G/C
4/26.....Drafted in the third round
9/2.....Placed on Reserve/Injured
McNEIL, Lukyaus - T
Aug. 6...Signed
8/31.....Waived
MORRIS, Alfred - RB
7/30.....Signed
9/7.....Released
OLAWALE, Jamize - FB
3/14.....Signed
OLUMBA, Donovan - DB
1/13.....Signed to Reserve/Future
8/31.....Waived
9/2.....Signed to practice squad
PHILLIPS, Justin - LB
5/10.....Signed
6/19.....Waived
8/1.....Signed
8/31.....Waived

POLLARD, Tony - RB
4/27.....Drafted in the fourth round
POWELL, Tyvis - CB
Aug. 6...Signed
8/31.....Waived/Injured
PUNI, Derrick - T
5/10.....Signed
8/7.....Waived/Injured
QUEIRO, Kyle - LB
1/13.....Signed to Reserve/Future
8/31.....Waived
QUINN, Robert - DE
3/29.....Acquired in a trade with Miami
8/31.....Reserve/Suspended
REDFERN, Casey - P
4/5.....Signed
8/31.....Waived
ROSS, Daniel - DT
3/8.....Signed
8/31.....Reserve/Injured
SCOTT, Drew - LS
3/20.....Signed
8/31.....Waived
SHITTU, Aziz - DT
1/13.....Signed to Reserve/Future
4/10.....Waived
SHOWERS, Jameill - S
8/31.....Waived/Injured
SOTO, Shakir - DT
4/9.....Signed
8/31.....Waived
SMITH, Devin - WR
1/18.....Signed to Reserve/Future
SMITH, Jaylon - LB
8/17.....Signed a five-year extension
THOMAS, Joe - LB
3/8.....Exercised option
THOMPSON, Darian - S
3/7.....Signed
THORSON, Clayton - QB
9/2.....Signed to practice squad
WALKER, Ricky - DT
5/10.....Signed
8/31.....Waived
WICHMANN, Cody - G
1/13.....Signed to Reserve/Future
8/31.....Reserve/Injured
WEBER, Mike - RB
4/27.....Drafted in the seventh round
8/31.....Waived
9/2.....Signed to practice squad
WESTRY, Chris - CB
5/10.....Signed
8/31.....Reserve/Injured
WHITE, Mike - QB
8/31.....Waived
WILSON, Cedrick - WR
8/31.....Waived
9/2.....Signed to practice squad
9/14.....Activated from practice squad
WILSON, DONOVAN - S
4/27.....Drafted in the sixth round
WISE, Daniel - DT
5/10.....Signed
8/31.....Waived
9/2.....Signed to practice squad
WITTEN, Jason - TE
3/6.....Signed
YURACHEK, Ryan - FB
6/19.....Signed
8/31.....Waived