



GAME INFORMATION . ROSTERS . DEPTH CHART
STATISTICS . MINIBIOS

**CAROLINA PANTHERS (1-11)****VS.****NEW ORLEANS SAINTS (5-7)****GAME #13****SUNDAY, DECEMBER 10, 2023 – 12:00 P.M. (CST)****CAESARS SUPERDOME – NEW ORLEANS, LA.**

TV: FOX (WVUE FOX 8 locally) - Kenny Albert (play-by-play), Jonathan Vilma (color analyst) and Shannon Spake (sideline)

LOCAL RADIO: WWL (870 AM and 105.3 FM) – Mike Hoss (play-by-play), Deuce McAllister (color analyst) and Jeff Nowak (sideline)

SPANISH LANGUAGE RADIO: KGLA (830 AM and 105.7 FM) – Mario Jerez (play-by-play), Juan Carlos Ramos (color analyst) and Victor Quiñonez (sideline)

**THE MATCHUP**

The New Orleans Saints start the second half of their 2023 NFC South slate when they host the Carolina Panthers at the Caesars Superdome on Dec. 10 at 12:00 p.m. CT. The game will be regionally televised on FOX.

The Saints will be looking to improve their record to 6-7 and even up their division mark at 2-2, while sweeping the Panthers for the season. Currently at 5-7, New Orleans is tied for second place in the NFC South with the Tampa Bay Buccaneers, one game behind the Atlanta Falcons, with New Orleans having the benefit of playing Tampa Bay (at Tampa Bay, Dec. 31) and vs. Atlanta Week 18. The Falcons and Buccaneers face off this Sunday at Mercedes-Benz Stadium.

The Saints come into the contest off a 33-28 loss to the Detroit Lions at the Caesars Superdome on Dec. 3. New Orleans was surging at the right time in the contest early in the fourth quarter, moving to within five points after RB **Alvin Kamara** set the franchise record with his 53rd career rushing touchdown on a one-yard carry. The Saints defense then forced a quick three-and-out and got the ball back with 5:54 remaining. New Orleans was unable to get past the Lions 40-yard line upon getting the ball back. On a pair of third downs, Detroit QB **Jared Goff** completed first

down throws to TE **Sam LaPorta** and WR **Josh Reynolds** to clinch the victory.

New Orleans and Carolina split the 2021 and 2022 season series, with their last meeting taking place at Bank of America Stadium on Sept. 18, a hard-nosed 20-17 Saints victory on Monday Night Football. The Saints victory was aided by strong performances offensively from WR **Chris Olave**, who hauled in six passes for 86 yards, including a 42-yard grab and QB **Taysom Hill**, who carried nine times for a game-high 75 yards, closing out the Panthers at the end. The New Orleans defense kept Carolina out of the end zone until late in the fourth quarter. New Orleans holds a 29-28 edge in the all-time regular season series with New Orleans having won six of the last nine matchups and three of the last four at the Caesars Superdome. Carolina dropped to 1-11 following an early week coaching change on Sunday, a 21-18 loss at Tampa Bay.

Carolina ranks seventh in the National Football League in defense, 23rd against the run and fourth against the pass. The Panthers are 30th overall in offense (26th rushing and 30th passing). New Orleans is ranked 11th in the league in total offense (tenth in passing with an average of 243.3 yards per game, 19th in rushing) and 15th in defense (24th vs. the run, ranked seventh against the pass, surrendering only 197.0 net yards per game).

THE COACHES

Dennis Allen was hired as the 17th head coach in New Orleans Saints history on February 8, 2022. Now in his 28th year coaching and 21st in the NFL, Allen has spent 13 seasons in New Orleans in two separate stints, including the six-and-a-half campaigns (2015-21) as the team's defensive coordinator prior to being promoted to head coach. He succeeded Sean Payton, who coached the team for 16 seasons, including the 2009 campaign, when Allen was secondary coach and ended with the Super Bowl XLIV championship. When Allen took control of a Black and Gold defense in Week 11 of the 2015 season that was ranked 32nd both in opponent net yards per game and opponent points per game, he methodically molded a unit that has finished in the top 10 in both categories each of the last three years. From 2017 to the present, New Orleans is the only defense in the NFL to rank in the top five in the National Football League in both opponent rushing yards per game and sacks.

In his first year as head coach of the Saints, Allen guided New Orleans through the challenge of significant injuries at several positions to win three of their last four games after a Week 14 bye and give up 20 or fewer points in the final eight contests of the season, ten points apiece in the final three.

Carrying over to the 2023 season, a stingy Saints defense is ranked second in the NFL with 14 interceptions with New Orleans currently tied for second place in the NFC South heading into Sunday's pivotal NFC South matchup against Carolina.

Before rejoining the Saints coaching staff in 2015, Allen served as head coach of the Oakland Raiders from 2012-14 and as defensive coordinator of the Denver Broncos in 2011. Prior to his first stint in New Orleans from 2006-10, Allen was also an assistant with the Atlanta Falcons from 2002-05, where he received his NFL coaching start.

Over the course of his coaching career in New Orleans, Allen has coached linebacker Demario Davis and defensive end Cameron Jordan to career seasons. Davis has led the team in tackles in every campaign since signing with the club as an unrestricted free agent in 2018 and has garnered *AP* All-Pro honors four straight times. Since Allen returned to New Orleans in 2015, Jordan's 88.5 sacks rank third in the NFL.

Allen played safety at Texas A&M from 1992-95, where he started the final 21 games of his college career before being signed as an undrafted free agent by the Buffalo Bills in 1996. Prior to entering the National Football League coaching ranks in 2002, Allen served as a graduate assistant at his alma mater from 1996-99 and as secondary coach at the University of Tulsa from 2000-2001. He earned a bachelor of business administration degree and a

master's in kinesiology from Texas A&M.

Raised in Hurst, Texas, Allen and his wife, Alisson, have a daughter, Layla and a son, Garrison.

Chris Tabor was named Carolina's interim coach on November 28, 2023, after serving as the special teams coordinator for the 2022 season and first 11 games of the 2023 campaign. He has 26 seasons of coaching experience, including 16 seasons in the NFL.

In his first season in Carolina, he engineered a significant turnaround, helping the Panthers vault up from 28th to fourth in Rick Gosselin's leaguewide special teams rankings. Kicker Eddy Pineiro led all qualified NFL kickers with a field goal percentage of 94.3, second-highest in franchise history. Pineiro's 33 made field goals also ranked second in franchise history. Punter Johnny Hekker led the NFL with a franchise-record 39 punts inside the 20. His net average of 44.12 yards per punt ranked third in the NFL. The Panthers led the league and set a franchise record with four blocked field goals and added a blocked extra point as well.

Tabor was previously special teams coordinator for the Chicago Bears from 2018-21 and special teams coordinator for the Cleveland Browns from 2011-17. He entered the NFL as a special teams assistant with the Bears in 2008.

Tabor coached a return specialist to the Pro Bowl in each of his last four seasons in Chicago, as the Bears ranked fifth in yards per punt return (10.3) since 2018 and tied for sixth in the NFL with four special teams touchdowns. Chicago had top-10 finishes in total special teams EPA (expected points added) in both 2020 and 2021.

In 2021, returner Jakeem Grant earned All-Pro and Pro Bowl recognition after ranking third in the NFL with an 11.9 average in punt returns. His 97-yard return touchdown in Green Bay was the longest punt return score in Bears history. In 2020, Cordarelle Patterson led all NFC kick returners for the second-straight season in kick return average (29.1) and kick return yards (1,017). Patterson made NFL history in Week 10 by returning a kickoff 104 yards for a touchdown, a Bears record. It was his eighth career kickoff return for a touchdown, tying an NFL record. Kicker Cairo Santos also shined under Tabor in 2020, making 27 consecutive field goals, breaking Bears records in both consecutive single-season makes and overall consecutive makes spanning multiple seasons.

Patterson earned the Pro Bowl nod in 2019 after leading the league in kick return yards, while returner Tarik Cohen was picked for the Pro Bowl in 2018 after leading the league in punt return yards.

In Cleveland, the Browns were the only team in the NFL to have earned at least one AFC Special Teams Player of the Week award each season.

NEW ORLEANS – CAROLINA**STATISTICAL COMPARISON****2023 NFL Rankings**

	<u>Saints</u>	<u>Panthers</u>
Record	5-7	1-11
Scoring Avg. (NFL Rank)	21.4 (19)	15.9 (29)
Opp. Scoring Avg. (NFL Rank)	21.3 (16t)	26.1 (31)
Total Off. (NFL Rank)	348.3 (11)	267.3 (30)
Rushing Off. (NFL Rank)	105.1 (19)	96.0 (26)
Passing Off. (NFL Rank)	243.3 (10)	171.3 (30)
Total Def. (NFL Rank)	322.5 (15)	306.0 (7)
Rushing Def. (NFL Rank)	125.5 (24)	125.2 (23)
Passing Def. (NFL Rank)	197.0 (7)	180.8 (4)
Kickoff Return Avg. (NFL Rank)	21.2 (22)	29.8 (2)
Punt Return Avg. (NFL Rank)	12.6 (4)	9.0 (14)
Turnover Margin (NFL Rank)	+4 (10t)	-7 (27t)
Penalties	76	81
Penalty Yards	692	652
Opp. Penalties	77	72
Opp. Penalty Yards	578	527

**NEW ORLEANS SAINTS-CAROLINA
PANTHERS SERIES HISTORY**

The Panthers initially entered the National Football League as an expansion franchise in 1995 and since then, with the Saints leading the regular season series 29-28, with New Orleans picking up the 2017 NFC Wild Card showdown at the Mercedes-Benz Superdome. The clubs were in the NFC West from 1995-2001 and the rivalry has continued in the NFC South since it was formed in 2002 divisional realignment. The clubs are deadlocked 14-14 in home games and the Saints have a 15-14 edge in road contests. Of the 57 regular season games in the series, 29 have been decided by eight points or less, with the Saints winning 15. The Saints' longest winning streak was a five-game stretch from 2000-02.

In the 57 regular season games of the series there has been:

- 1,241 points scored by New Orleans, 1,213 allowed.
- A five-game New Orleans winning streak from 2000-02.
- A four-game New Orleans winning streak in games played at the Mercedes-Benz Superdome from 1998-2001 and a four-game winning streak at contests played at Bank of America Stadium from 2017-20. New Orleans will be looking for their first series sweep since 2020.
- 27 games decided by double-digits.

- Seven games decided by 21 or more points.
- 29 games decided by eight points or less.
- One 32-point win by New Orleans in the 2020 regular season finale.
- A 32-point loss by New Orleans.

**SAINTS-PANTHERS SERIES FAST
FACTS**

Saints' Largest Margin of Victory: 32 points, Saints won 42-10, 12/28/19 at Bank of America Stadium

Panthers' Largest Margin of Victory: 32 points, Panthers won 45-13, 1/2/00 at Ericsson Stadium

Current Series Streak: One-game winning streak for New Orleans, 9/18/23-present

Saints' Longest Win Streak: Five games, 10/15/00-11/10/02

Panthers' Longest Win Streak: Four games (twice), 12/18/05-10/7/07 (most recent) and 12/29/02-12/5/04

Most Points by Saints in a Game: 45 points, Saints won 45-17, 1/1/12 at Mercedes-Benz Superdome

Most Points by Panthers in a Game: 45 points, Panthers won 45-13, 1/2/00 at Ericsson Stadium

Most Combined Points (Both Teams): 82 points, Panthers won 44-38, 12/30/12 at Mercedes-Benz Superdome

Fewest Points by Saints in a Game: Zero points, Panthers won 13-0, 10/19/97 at Superdome

Fewest Points by Panthers in a Game: Three points, Saints won 34-3, 11/7/10 at Bank of America Stadium

Fewest Combined Points (Both Teams): 13 points, Panthers won 13-0, 10/19/97 at Superdome

INDIVIDUAL

Most Rushing Yards (Saints): RB **Ricky Williams**, 147 yards on 31 carries (4.7 avg.) with one TD on 10/14/01 at Ericsson Stadium.

Most Rushing Yards (Panthers): RB **DeAngelo Williams**, 210 yards on 21 carries (10.0 avg.) with two TDs on 12/30/12 at Mercedes-Benz Superdome.

Most Passing Yards (Saints): QB **Drew Brees**, 465 yards on 34-of-49 passing (69.4%) with four TDs (118.2 rating) on 10/16/16 at Mercedes-Benz Superdome.

CONTINUED ON NEXT PAGE

CONTINUED FROM PREVIOUS PAGE-SAINTS-PANTHERS FAST FACTS

Most Passing Yards (Panthers): QB **Kerry Collins**, 335 yards on 17-of-46 passing (37.0 %) with three TDs (48.7 passer rating) on 11/26/95 at Superdome.

Most Receptions (Saints): (Tie) RB **Darren Sproles**, 13 receptions for 128 yards (9.8 avg.), 9/16/12 at Bank of America Stadium (Most Recent). WR **Joe Horn**, 13 receptions for 150 yards (11.5 avg.) and one touchdown, 12/2/01 at Louisiana Superdome (First).

Most Receptions (Panthers): (Tie) TE **Greg Olsen**, 10 receptions for 72 yards (7.2 avg.) and one TD on 12/7/14 at Mercedes-Benz Superdome (Most Recent). WR **Steve Smith**, 10 receptions for 87 yards (8.7 avg.) and one TD on 10/1/06 at Bank of America Stadium. WR **Muhsin Muhammad**, 10 receptions for 179 yards (17.9 avg.) and one TD on 12/5/04 at Louisiana Superdome (First).

Most Receiving Yards (Saints): WR **Brandin Cooks**, 173 yards on seven receptions (24.7 avg.) with one TD on 10/16/16 at Mercedes-Benz Superdome.

Most Receiving Yards (Panthers): WR **Muhsin Muhammad**, 192 yards on nine receptions (21.3 avg.) with one TD on 9/13/98 at Louisiana Superdome.

Most Sacks (Saints): DE **Cameron Jordan**, 3.5 sacks on 1/2/22 at Caesars Superdome.

SAINTS-PANTHERS CONNECTIONS

New Orleans defensive end **Isaiah Foskey** and Carolina tight end **Tommy Tremble** were college teammates at Notre Dame...New Orleans cornerback **Alontae Taylor** and Panthers guard **Cade Mays** were college teammates at Tennessee...New Orleans guard/tackle **James Hurst** played at the University of North Carolina...Carolina quarterback **Andy Dalton** played for the Saints in 2022...New Orleans tight end **Juwan Johnson** and Carolina running back **Miles Sanders** were college teammates at Penn State...Panthers Offensive Line Coach **James Campen** played at Tulane from 1984-85 and played on the offensive line with the Saints from 1986-88...New Orleans Assistant Offensive Line Coach **Kevin Carberry**, Carolina Offensive Coordinator **Thomas Brown**, Secondary/Cornerbacks Coach **Jonathan Cooley** and Defensive Coordinator **Ejiro Evero** served on the same coaching staff with the Los Angeles Rams from 2021-22...Panthers cornerback **Jaycee Horn** is the son of former New Orleans wide receiver **Joe Horn**. New Orleans fullback **Adam Prentice** and Horn were college teammates at South Carolina in 2020...New Orleans tight end **Jimmy Graham** prepped at Charis (Goldsboro, N.C.) Preparatory School. Graham and Dalton were teammates in Chicago in 2021...Carolina Senior Defensive Assistant **Dom Capers** served as secondary

coach for the Saints from 1986-91. Saints Defensive Line Coach **Todd Grantham** served on Capers' staff when he was head coach of the Houston Texans from 2002-04... New Orleans defensive tackle **Bryan Bresee** played at Clemson...Saints Passing Game Coordinator/Quarterbacks Coach **Ronald Curry** was a four-year starter at quarterback at the University of North Carolina and also was the starting point guard on the school's 1998-99 and 2000-01 basketball teams...Carolina Special Teams Assistant **Devin Fitzsimmons** is a Folsom native, who along with Panthers Wide Receivers Coach **Shawn Jefferson** also served on the same Arizona Cardinals staff with Saints Secondary Coach **Marcus Robertson** from 2021-22. Robertson and Jefferson also served on the same Detroit Lions staff in 2012. New Orleans Assistant Head Coach/Special Teams Coordinator **Darren Rizzi** worked on the same Miami Dolphins staff with Jefferson from 2016-18...Panthers Interim Head Coach **Chris Tabor** and Saints Tight Ends Coach **Clancy Barone** served on the same Chicago Bears staff from 2020-21. Carolina wide receiver **Terrence Marshall Jr.** prepped at Parkway (Bossier City, La.) HS and played at LSU, helping the Tigers win the 2019 National Championship and recording 106 career receptions for 1,594 and 23 touchdowns...Carolina safety **Vonn Bell** was a second round draft pick of the Saints in 2016 and played for the Black and Gold from 2016-19...New Orleans Defensive Assistant **Adam Gristick** and Panthers LB **Kamu Grugier-Hill** were college teammates at Eastern Illinois. Saints DB **Lonnie Johnson** and Grugier-Hill were teammates with the Houston Texans.....Panthers wide receiver **D.T. Chark** and DB **C.J. Henderson** played for Saints Offensive Line Coach **Doug Marrone** when he served as Head Coach of the Jacksonville Jaguars in 2020...Panthers tight end **Stephen Sullivan** prepped at Donaldsonville (La.) High School and played at Louisiana State University from 2016-19, spending most of his senior season as the Tigers' second tight end, catching 12 passes for 130 yards as the Tigers won the 2020 National Championship. Saints tight end **Foster Moreau** played with Chark, Marshall and Sullivan with the Tigers...Carolina defensive tackle **Shy Tuttle** played for the Saints from 2019-22...Panthers cornerback **Donte Jackson** prepped at Riverdale High School and played at Louisiana State University...Carolina linebacker **Deion Jones** was a standout at Jesuit (New Orleans, La.) HS and at Louisiana State University, where he was a teammate of Foster at both locations...New Orleans wide receiver **Keith Kirkwood** played for the Panthers from 2020-21. Kirkwood and Panthers safety **Sam Franklin Jr.** were college teammates at Temple...New Orleans Area Scout **C.J. Leak** played his first two years of college football at Wake Forest...Panthers defensive back **Xavier Woods** prepped at West Monroe (La.) HS and played at Louisiana Tech...Panthers General Manager **Scott Fitterer** played baseball at LSU from 1994-95.

TRANSACTIONS *(Aug. 2 — Oct. 4)*

AUGUST

2 – Signed G **Tommy Kraemer**. Awarded G **Chuck Filiaga** off waivers (Green Bay). Placed LB **Andrew Dowell** on Injured Reserve.

3 – Placed T **Scott Lashley** on Injured Reserve.

4 – Signed DE **Cameron Jordan** to two-year extension.

6 – Signed WR **Jontre Kirklin** and placed RB **Eno Benjamin** on Injured Reserve.

9 – Signed TE **J.P. Holtz**. Waived/injured G **Koda Martin**.

10 – Placed G **Koda Martin** on Injured Reserve.

11 – Signed LB **Jaylon Smith** and terminated contract of WR **Keke Coutee**.

13 – Reached an injury settlement with G **Koda Martin**.

15 – Signed RB **Darrel Williams** and terminated contract of WR **James Washington**.

22 – Reached an injury settlement with T **Scott Lashley**. Waived WR **Bryan Edwards**.

29 – Waived S **Johnathan Abram**, LB **Nick Anderson**, WRs **Kawaan Baker**, **Lynn Bowden Jr.**, **Shaq Davis** and **Jontre Kirklin**, FB **Jake Bargas**, DL **Jerron Cage**, TE **Lucas Krull**, DE **Niko Lalos**, DT **Prince Emili**, OLs **Mark Evans II** and **Lewis Kidd**, G **Chuck Filiaga**, DB **Adrian Frye**, P **Blake Gillikin**, DT **Jack Heflin**, DB **Anthony Johnson**, G **Tommy Kraemer**, LB **Ellis Merriweather**, S **Smoke Monday**, LB **Anthony Orji**, DE **Kyle Phillips**, OLs **Alex Pihlstrom** and **Calvin Throckmorton** and DB **Troy Pride**. Terminated contracts of LB **Ryan Connelly**, TEs **J.P. Holtz** and **Jesse James**, T **Storm Norton**, CB **Bradley Roby**, LB **Jaylon Smith**, LB **Ty Summers** and RB **Darrel Williams**. Traded K **Wil Lutz** to Denver in exchange for a 2024 seventh round pick. Placed QB **Jake Haener** on Reserve/Suspended By Commissioner.

30 – Signed to practice squad; S **Johnathan Abram**, WR **Lynn Bowden**, LB **Ryan Connely**, WR **Shaq Davis**, OL **Mark Evans** DL **Jack Heflin**, DB **Anthony Johnson**, WR **Jontre Kirklin**, G **Tommy Kraemer**, DE **Niko Lalos**, RB **Ellis Merriweather**, T **Storm Norton**, LB **Anfernee Orji**, DE **Kyle Phillips** and LBs **Jaylon Smith** and **Ty Summers**.

31 – Terminated the practice squad contracts of RB **Ellis Merriweather** and LB **Ty Summers** and signed RBs **Tony Jones Jr.** and **Jordan Mims** to the practice squad.

SEPTEMBER

4 – Terminated practice squad contract of OL **Mark Evans**

II and signed TE **Tommy Hudson** to the practice squad.

6 – Placed QB **Jake Haener** on Reserve/Suspended By Commissioner.

9 – Placed WR **Tre'Quan Smith** on Injured Reserve. Standard elevations of practice squad LB **Ryan Connelly** and RB **Tony Jones Jr.** Signed G/C **Cesar Ruiz** to a four-year contract extension.

12 – Signed WR **Lynn Bowden Jr.** and DE **Kyle Phillips** to active roster from practice squad, signed DB **Faion Hicks**, TE **Michael Jacobson** and LBs **Terrell Lewis** and **Ty Summers** to practice squad, terminated practice squad contract of WR **Jontre Kirklin**, placed LB **Ryan Connelly** on practice squad injured Reserve and placed DE **Payton Turner** on Injured Reserve.

18 – Standard elevations of practice squad LB **Ty Summers** and RB **Tony Jones Jr.**

19 – Waived RB **Kirk Merritt**.

20 – Signed RB **Tony Jones Jr.** to the active roster from the practice squad, signed DB **Cameron Dantzler Sr.** to the practice squad and placed S **Marcus Maye** on Reserve/Suspended by Commissioner.

21 – S LB **Ty Summers** to the active roster from the practice squad and signed RB **Kirk Merritt** to the practice squad.

23 – Placed RB **Jamaal Williams** on Injured Reserve, elevated S **Johnathan Abram** and DB **Camron Dantzler Sr.** to the active roster. Signed DE **Carl Granderson** to a four-year contract extension.

25 – RB **Alvin Kamara** reinstated from Reserve/Suspended by Commissioner.

27 – Released WR **Tre'Quan Smith** from Injured Reserve. T **Storm Norton** terminated practice squad contract (signed to Atlanta active roster). Terminated practice squad contract of RB **Kirk Merritt**. Signed QB **Jake Luton** from Carolina practice squad to active roster. Signed S **Daniel Sorensen** and OL **Mark Evans** to the practice squad.

30 – Elevated S **Johnathan Abram** and DB **Camron Dantzler Sr.** to the active roster.

OCTOBER

2 – Terminated practice squad contract of LB **Terrell Lewis**.

4 – Signed T **Cameron Erving** to the practice squad.

TRANSACTIONS (Oct. 7 — Nov. 25)

OCTOBER

7 – Waived RB **Tony Jones Jr.**. Standard elevations of practice squad S **Johnathan Abram** and **Daniel Sorensen**. Signed practice squad G **Tommy Kraemer** to active roster.

9 – Terminated the practice squad contract of S **Anthony Johnson**, placed WR **Shaq Davis** on Practice Squad Injured Reserve and waived G **Tommy Kraemer**. Activated S **Marcus Maye** from Reserve/Suspended by Commissioner.

11 – Signed TE **J.P. Holtz**, WR **Jontre Kirklin** and G **Tommy Kraemer** to practice squad.

14 – Placed FB **Adam Prentice** on Injured Reserve. Standard elevations of practice squad TE **J.P. Holtz** and **Daniel Sorensen**. Signed practice squad RB **Jordan Mims** to active roster.

16 – Waived QB **Jake Luton**. Reinstated QB **Jake Haener** from Reserve/Suspended By Commissioner.

19 – Signed G **Tommy Kraemer** to the active roster from the practice squad, standard practice squad elevations of T **Cameron Erving** and LB **Jaylon Smith**, waived RB **Jordan Mims** and activated RB **Jamaal Williams** from Injured Reserve.

20 – Waived G **Tommy Kraemer**.

23 – Signed RB **Jordan Mims** to the practice squad.

24 – Signed G **Tommy Kraemer** to the practice squad. Activated LB **Ryan Connelly** from Practice Squad Injured Reserve. Terminated practice squad contract of TE **J.P. Holtz**.

NOVEMBER

2 – LB **Jaylon Smith** terminated practice squad contract (signed to Las Vegas active roster). Signed LB **Cory Littleton** to the practice squad. Placed LB **Ryan Connelly** on practice squad Injured Reserve.

4 – Elevated LB **Cory Littleton** to the active roster.

6 – Signed DE **Jordan Willis** to the practice squad.

8 – LB **Cory Littleton** terminated practice squad contract (signed to Houston active roster).

11 – Activated FB **Adam Prentice** from Injured Reserve. Waived WR **Keith Kirkwood**.

14 – Waived FB **Adam Prentice**. Re-signed WR **Keith Kirkwood**. Terminated practice squad contract of DE **Jordan Willis**.

16 – Signed FB **Adam Prentice** and DE **Jason Pierre-Paul** to practice squad.

21 – Signed WR **Marquez Callaway** to the practice squad, signed DB **Cameron Dantzler** to the active roster from the practice squad and placed WR **Michael Thomas** on Injured Reserve.

25 – Elevated DE **Jason Pierre-Paul** and FB **Adam Prentice** to the active roster from the practice squad (standard elevations) and placed CB **Marshon Lattimore** on Injured Reserve.

28 – DE **Jason Pierre-Paul** terminated practice squad contract (signed to Miami active roster).

29 – Signed DB **Shemarr Jean-Charles** to the practice squad.

30 – Signed S **Johnathan Abram** to the active roster from the practice squad. Signed K **Austin Seibert** to the practice squad.

DECEMBER

2 – Elevated WR **Marquez Callaway** and FB **Adam Prentice** to the active roster from the practice squad (standard elevations).

HALL OF FAME

EVANS SEMIFINALIST FOR PRO FOOTBALL HALL

Former New Orleans Saints right guard Jahri Evans, currently serving as an offensive assistant on the coaching staff, is one of 25 Modern-Era Player Semifinalists for the Pro Football Hall of Fame's Class of 2024. Originally selected by New Orleans in the fourth round of the 2006 NFL Draft out of Division II Bloomsburg, Evans arrived in New Orleans and captured right guard duties in training camp. For his Black and Gold career, Evans started all 169 regular season games and ten postseason contests that he appeared in at right guard, finishing his career opening 14 contests at Green Bay in 2017. He was a five-time *Associated Press* All-Pro selection and was selected to six consecutive Pro Bowls from 2009-14. A 2010's selection to the All-Decade team, Evan's four first-team All-Pro selections are double that of any other player in Saints history.

HOW DO YOU SAY IT

SAINTS PRONUNCIATION GUIDE

PLAYERS

CB	Paulson Adebo (uh-DEE-boh)
DB	Ugo Amadi (ooh-go uh-MAH-dee)
LB	Zack Baun (BONN)
WR	Lynn Bowden (BOH-den)
DT	Bryan Bresee (bruH-ZEE)
LB	Demario Davis (duh-MAR-ee-oh)
DE	Isaiah Foskey (FAW-skee)
K	Blake Grupe (GROOP-ee)
RB	Alvin Kamara (kuh-Mare-Uh)
DE	Tanoh Kpassagnon (tawn-oh pass-N-yo)
S	Tyrann Mathieu (ty-REN MATH-you)
TE	Foster Moreau (muh--ROH)
WR	Chris Olave (oh-LAH-vay)
T	Andrus Peat (ann-druss pete)
T	Ryan Ramczyk (RAM-check)
DT	Khalen Saunders (KAWL-en)
LB	Nephi Sewell (KNEE-fy soo-ul)
CB	Alontae Taylor (Alon-tay)
WR	Rashid Shaheed (rah-SHEED)
TE	Isaac Yiadam (YEAH-dum)

COACHES

Senior Offensive Asst. Bob **Bicknell** (bick-NELL).

Senior Defensive Asst. Peter **Giunta** (GEN-ta)

HONORS

NFC SPECIAL TEAMS PLAYER OF THE WEEK

WEEK 5: K Blake Grupe

New Orleans Saints 34, New England Patriots 0 @ Gillette Stadium, Oct. 8, 2023

Finished two-for-two on field goal attempts with a career-long of 54 yards and a 53-yarder and went a perfect 4-for-4 on PAT attempts. Also had five kickoffs sail through the end zone for touchbacks. Grupe was the first Saints kicker to boot two field goals of at least 50 yards in a contest since John Carney (at St. Louis, 9/26/04), only the fifth Saints player to do so overall and only the sixth occurrence.

NFC DEFENSIVE PLAYER OF THE WEEK

WEEK 9: CB Paulson Adebo

New Orleans Saints 24, Chicago Bears 17 @ Caesars Stadium, Nov. 5, 2023

Finished with seven tackles (five solo), two interceptions, three passes defended, a forced fumble and a fumble recovery. Adebo's two interceptions marked a single-game career best, bringing his total to four interceptions on season, also marking a career-high. Contest marked the first time in his career that Adebo has recorded an interception in back to back weeks. Adebo also set a new career mark in passes defended in a season with 11 total after nine weeks of action. Adebo's efforts in the secondary helped lead the defense to force five turnovers for the first time since 2020 regular season finale at Carolina, where the Black and Gold had a five-interception performance.

NEW ORLEANS SAINTS MAN OF THE YEAR: S TYRANN MATHIEU

2023 team winner and team nominee for Walter Payton NFL Man of the Year for dedication to the community and charitable endeavors and excellent play on the field.

SCHEDULE/RESULTS

Date	Opponent	Result/Time/Network
Sept. 10	TENNESSEE TITANS	W, 16-15
Sept. 18	@ Carolina Panthers	W, 20-17
Sept. 23	@ Green Bay Packers	L, 17-18
Oct. 1	TAMPA BAY BUCCANEERS	L, 9-26
Oct. 8	@ New England Patriots	W, 34-0
Oct. 15	@ Houston Texans	L, 13-20
Oct. 19	JACKSONVILLE JAGUARS	L, 24-31
Oct. 29	@ Indianapolis Colts	W, 38-27
Nov. 5	CHICAGO BEARS	W, 24-17
Nov. 12	@ Minnesota Vikings	L, 19-27
Nov. 19	BYE	
Nov. 26	@ Atlanta Falcons	L, 15-24
Dec. 3	DETROIT LIONS	L, 28-33
Dec. 10	CAROLINA PANTHERS	Noon/FOX
Dec. 17	NEW YORK GIANTS	Noon/FOX
Dec. 21	@ Los Angeles Rams	7:15/Amazon
Dec. 31	@ Tampa Bay Buccaneers	NOON/FOX
Jan. 6-7*	ATLANTA FALCONS	TBD

TEAM NOTES

FAMILY TIES

Numerous Saints players, coaches and administrators are not the only members of their families to make a name for themselves in pro football. 23 Saints roster players on the active roster, coaches or front office staff have relatives who have played, coached or served in the front office in the NFL.

Head Coach Dennis Allen - Late father, Grady Allen, played linebacker for the Atlanta Falcons from 1968-72.

Offensive Coordinator Pete Carmichael - Late father, Pete, served as an NFL assistant from 1994-2003 following a long college coaching career, with the Jacksonville Jaguars (1994-99), Cleveland Browns (2000) and Chicago Bears (2002-03).

Senior Offensive Assistant Bob Bicknell - Father, Jack spent 13 seasons as a head coach in NFL Europe. Brother, Jack Jr. served as an assistant with the New York Giants, Kansas City Chiefs, Pittsburgh Steelers and Miami Dolphins.

Offensive Assistant D.J. Williams - Father, Doug, is a veteran of Washington's front office, who won Super Bowl XXII as their starting quarterback, the pinnacle of a storied 12-year pro football career, which includes him being in the Buccaneers Ring of Honor, also working in the Tampa Bay front office.

VP/Assistant General Manager-College Personnel Jeff Ireland - Stepson of Kansas City Chiefs Hall of Fame linebacker/center E.J. Holub. Grandson of Eagles running back and Bears personnel exec. Jim Parmer.

National Scout Terry Wooden - Brother, JoJo, is Director of Player Personnel for the Los Angeles Chargers.

Quarterback Derek Carr - Older brother, Derek, was the No. 1 overall pick in 2002 by the Houston Texans and played 11 years with Houston, Carolina, the New York Giants and San Francisco. Uncle, Lon Boyett, played tight end for Tampa Bay, the Raiders and San Francisco.

Linebacker Demario Davis - Late cousin Steve McNair was a former standout quarterback for the Houston Oilers/Tennessee Titans (1995-2005) and Ravens (2006-07).

Quarterback Taysom Hill - Brother-in-law, David Nixon played linebacker for the Raiders (2009), Houston Texans (2010) and St. Louis Rams (2010-11).

Defensive Back Jordan Howden - Cousin, Saldin Martin, played with the New York Giants, New York Jets and San Francisco 49ers.

Linebacker D'Marco Jackson - Cousin, Maurice Morris played running back for the Seattle Seahawks (2002-08) and the Detroit Lions (2009-11).

Defensive End Cameron Jordan - Father, Steve, had a prolific 13-year career at tight end for the Vikings, with six Pro Bowl selections, being inducted into their Ring of Honor.

Tight End Juwan Johnson - Brother George, played defensive end for eight years in the NFL with the Tampa Bay Buccaneers, Minnesota Vikings, Detroit Lions and Saints.

Center/Guard Erik McCoy - Cousin, Jorvoski Lane, played fullback for four years in the NFL with the Miami Dolphins and Tampa Bay Buccaneers.

Guard/Tackle Andrus Peat - Father, Todd, played six NFL seasons with the Phoenix/Arizona Cardinals and the Raiders.

Linebacker Nephi Sewell - One brother, Penei, was the No. 7 overall pick in the 2021 NFL Draft of the Detroit Lions, this week's opponent. A second brother, Noah, was a fifth round draft pick of the Chicago Bears, who the Saints played on November 5.

Linebacker Pete Werner - Father, Greg, played nine games for the New York Jets in 1989 and went to training camp with the Philadelphia Eagles in 1990.

Running Back Jamaal Williams - Cousin, Victor Butler, played linebacker for the Dallas Cowboys (2009-12), Saints (2013) and Indianapolis Colts (2014).

Senior Scouting Consultant Scott Campbell - Late father, Marion, played for the 49ers (1954-55) and Eagles (1956-61) as one of the league's last two-way players along the line as a two-time Pro Bowl selection and first-team All-Pro (1960), was a defensive assistant with the Patriots (1962-63), the Minnesota Vikings (1964-66), Los Angeles Rams (1967-68), Eagles (1977-82) and Atlanta Falcons (1969-74) and former head coach of the Eagles (1983-85) and Falcons (1987-89).

Area Scout Joey Vitt - The son of longtime NFL Coach Joe Vitt, who served as assistant head coach/linebackers with the Saints from 2006-16 and is currently assistant head coach of the Denver Broncos.

Area Scout Matt Phillips - The son of longtime Chicago Bears front office member and former team president, Ted Phillips.

VP/Player Development Fred McAfee - The cousin of former Los Angeles Rams running back Marcus Dupree.

TEAM NOTES

2023 PRACTICE SQUAD

The following players make up the New Orleans Saints practice squad:

Player	Pos.	School	Exp.
Austin Seibert	K	Oklahoma	4
Niko Lalos	DE	Dartmouth	2
Faion Hicks	DB	Wisconsin	1
Michael Jacobson	TE	Iowa State	1
Tommy Hudson	TE	Arizona State	2
Jack Heflin	DL	Iowa	2
Jontre Kirklin	WR	LSU	1
Daniel Sorensen	S	Brigham Young	10
Tommy Kraemer	G	Notre Dame	3
Mark Evans	T	Arkansas-Pine Bluff	R
Marquez Callaway	WR	Tennessee	4
Anthony Orji	LB	Vanderbilt	R
Shemarr Jean-Charles	DB	Appalachian State	14
Jordan Mims	RB	Fresno State	R
Adam Prentice	FB	South Carolina	3

ROSTER FACTS AND FIGURES

Oldest Saints player: TE Jimmy Graham, 37, 11/24/86

Youngest Saint: RB Kendre Miller, 21, 6/11/02

Most Seasons as a Saint: DE Cameron Jordan - 13

Most NFL seasons: Jordan and Graham - 13

Most consecutive starts: LB Demario Davis, 31

Consecutive games played: LS Zach Wood, 110

Most playoff experience: Jordan and S Tyrann Mathieu, 11 games

Heaviest Saint: T Landon Young, 321

Tallest Saint: Graham and Young, 6-7

Shortest Saint: K Blake Grupe, 5-7.

Former first round draft picks: 8 – S Johnathan Abram, Jordan, DT Bryan Bresee, Olave, T Trevor Penning, T Ryan Ramczyk, C/G Cesar Ruiz and QB Jameis Winston.

Pro Bowlers: 8 – Graham, DB J.T. Gray (special teams), LB Demario Davis, Jordan, RB Alvin Kamara, G/T Andrus

Peat, Mathieu and Winston.

Colleges with the most Saints: Three players from Mississippi State

Rookies and first-year players: 9

Players with three years or less NFL experience: 20

Players age 25 or younger: 19

Players age 30 or older: 10

Players drafted by New Orleans: 21

MY HOMETOWN

Saints players come from 25 states, Australia and Canada. Of the players on the team's roster, California (quarterback Derek Carr, defensive end Isaiah Foskey, defensive end Carl Granderson, defensive back Jordan Howden, wide receiver Chris Olave, quarterback Jake Haener, wide receiver/return specialist Rashid Shaheed and running back Jamaal Williams) claims the most with nine.

COACHES IN THE NFL

Seven members of the 2023 New Orleans Saints coaching staff have prior playing experience in the National Football League.

Offensive Line Coach **Doug Marrone** - Played for the Miami Dolphins in 1987 and appeared in four games for the Saints in 1989.

Passing Game Coordinator/Quarterbacks Coach **Ronald Curry** - A seventh round draft pick (235th overall) of the Oakland Raiders in 2002 out of the University of North Carolina and played for Oakland from 2002-08, appearing in 76 games with 32 starts, registering 193 receptions for 2,347 yards with 13 touchdowns.

Assistant Offensive Line Coach **Kevin Carberry** - Prior to entering the coaching ranks, Carberry competed in training camps of the Cleveland Browns (2005) and Carolina Panthers (2006) and spent the 2005 season on the Detroit Lions practice squad. He also played for the Berlin Thunder of NFL Europe in the spring of 2006. From 2007-08, Carberry played in the Arena Football League for the New York Dragons and Philadelphia Soul and was a member of the Soul's 2008 Arena Bowl Championship squad, starting his coaching career at Chicago high schools in the off-seasons.

CONTINUED ON NEXT PAGE

TEAM NOTES

CONTINUED FROM PREVIOUS PAGE-COACHES IN THE NFL

Offensive Assistant **Jahri Evans** - Evans was selected by the Saints in the fourth round (108th overall) of the 2006 NFL Draft and spent the first 11 seasons of his 12-year playing career with the Saints. Overall, he started 183 career regular season games at right guard for the Saints (2006-16) and Green Bay Packers (2017), 169 for the Black and Gold. Evans was a six-time Pro Bowl selection, a five-time *Associated Press* All-Pro and was named to the Pro Football Hall of Fame's 2020's All-Decade Team, as New Orleans finished in the Top Ten in total offense each of the 11 seasons he lined up for the Saints, while the 196 sacks surrendered by the offensive line over the period were the lowest in the NFC and second-lowest in the NFL. After being selected as a consensus All-Rookie in 2006, Evans was a Pro Bowl starter and consensus first-team All-Pro each season from 2009-12. He was inducted into the Saints Hall of Fame in 2020, the Louisiana Sports Hall of Fame in 2022, was a semifinalist for the Pro Football Hall of Fame's Class of 2023 and was just announced as a semifinalist for the Class of 2024.

Defensive Assistant **Matt Giordano** - Giordano was a fourth round draft pick of the Indianapolis Colts in 2005 and enjoyed a nine-year NFL career with the Colts (2005-08), Green Bay Packers (2009), Saints (2010), Oakland Raiders (2011-12) and St. Louis Rams (2013), starting 30-of-116 career games, accumulating 202 tackles, one sack, 11 interceptions, including two returned for touchdowns, 16 passes defended, two forced fumbles, 52 special teams stop and one coverage fumble recovery. He also appeared in seven postseason games for the Colts and Packers and was a member of Indianapolis' Super Bowl XLI championship team.

Secondary Coach **Marcus Robertson** - Robertson played in the NFL for 12 years with the Houston Oilers/Tennessee Titans (1991-00) and the Seattle Seahawks (2001-02) after entering the league with Houston as a fourth-round selection (102nd overall) in the 1991 NFL Draft out of Iowa State. Robertson was an *Associated Press* first-team All-Pro at free safety in 1993 and 1997. The Pasadena, Calif. native finished his playing career with the Seattle Seahawks from 2001-02.

Pass Rush Specialist **Brian Young** - Played in the National Football League from 2000-08 with the St. Louis Rams his first four seasons, who originally selected him in the fifth round of the 2000 NFL Draft (139th overall) from Texas-El Paso and final five campaigns with the Saints, playing in 124 games, recording 22.5 career sacks and eight fumble recoveries. career by appearing in 162 games (144

starts), collecting 24 interceptions, 72 passes defended, 11 fumble recoveries, nine forced fumbles and 795 tackles (638 solo).

ROSTER ROLL CALL

On the 53-player Saints active roster as of November 27, 33 were on the active roster, a reserve list or the practice squad at the end of the 2022 season. Among newcomers, the roster includes four unrestricted free agents, 14 veteran free agents, six draft picks and three rookie free agents.

Of the players, 29 have less than four years of previous NFL experience, including eight players who were in their first training camp or preseason. The following is a breakdown of New Orleans' roster by years of experience (year entering): 13 years-2, 12 years-1, 11 years-1, 10 years-2, 9 years-3, 7 years-6, 6 years-3, 5 years-7, 4 years-7, 3 years-4, 2 years-6, 1 year-1 rookies-8.

HIGHER EDUCATION

34 colleges and universities are represented on the Saints 53-man roster. 15 are represented by multiple Saints, two from Ohio State, Mississippi State, Kentucky, Fresno State, Notre Dame, LSU, Wisconsin, Kentucky, Miami (Fla.), Oregon, TCU, Stanford, BYU, and Tennessee.

TURNOVER RATIO TURNAROUND

After finished 31st in the NFL at -11 in 2022, through week 11 of 2023, New Orleans is tied for tenth in turnover ratio. The Saints are also tied for fourth in the NFL with 20 takeaways

2023 NFL TURNOVER DIFFERENTIAL LEADERS

Team	Takeaways			Giveaways			Diff
	Ints	Fum	Total	Ints	Fum	Total	
1. SF	15	6	21	6	4	10	+11
2. Pit.	12	8	20	6	4	10	+10
3. Cin.	12	7	19	8	2	10	+9
4. Dal.	13	5	18	7	3	10	+8
5. Hou.	11	7	18	5	6	11	+7
6t. Den.	10	12	22	7	10	17	+5
6t. Bal.	11	8	19	5	9	14	+5
6t. NYG.	12	7	19	5	9	14	+5
6t. TB	10	8	18	8	5	13	+5
10t. NO	14	6	20	9	7	16	+4
10t LAC	6	10	16	6	6	12	+4

TEAM NOTES

IN THE NFL

The Saints have the second-best regular season record in the NFC and fifth-best in the NFL since 2006.

NATIONAL FOOTBALL LEAGUE REGULAR SEASON RECORDS SINCE 2006

Team	W	L	T	Pct.
New England Patriots	201	85	0	.703
Green Bay Packers	180	104	2	.633
Pittsburgh Steelers	177	107	2	.622
Baltimore Ravens	174	112	0	.608
New Orleans Saints	171	115	0	.598

Since 2009, New Orleans' 146-92 regular season record is ranked second in the NFC and fourth in the NFL.

NATIONAL FOOTBALL LEAGUE REGULAR SEASON RECORDS SINCE 2009

Team	W	L	T	Pct.
New England Patriots	161	77	0	.677
Green Bay Packers	153	83	2	.647
Pittsburgh Steelers	149	87	2	.630
New Orleans Saints	146	92	0	.614
Baltimore Ravens	145	93	0	.609

POINTS PER GAME

Since 2006, the Saints have averaged 26.9 points per game (7,692 points) in 286 games, second in the National Football League. Since 2006, they've scored 20 or more points in 214 contests (74.8%) and 30 or more in 120 (42.0%).

NATIONAL FOOTBALL LEAGUE POINTS PER GAME LEADERS SINCE 2006

Team	Pts.	Pts./Gm.
1. New England	7,831	27.4
2. New Orleans	7,692	26.9
3. Green Bay	7,359	25.7

SHUTOUT CITY

New Orleans rebounded from a 26-9 loss to Tampa Bay on October 1 with a 34-0 shutout victory over New England

on October 8 with significant contributions on defense that played turnover free football, defense that forced three turnovers and special teams that won the field position battle. The shutout victory was the largest margin of victory in a shutout at New England in their franchise's history. Including a 9-0 win at Tampa Bay on December 9, 2021 and a 24-0 win on October 30, 2022, the Saints are the only NFL team to have three shutouts in the past three seasons. Buffalo and New England (2) are the only other National Football League teams to have multiple shutouts in the past three seasons.

OPPONENT POINTS PER GAME

After ranking in the top 10 in opponent points per game in 2020 and 2021, New Orleans had slipped in 2022 to 31st (28.9 ppg.), going into the Week Eight contest vs. Las Vegas. Since that 24-0 shutout of the Raiders, New Orleans is ranked third in the NFL opponent points per game (16.6 ppg.), moving up to ninth overall to conclude 2022.

NFL OPPONENT POINTS PER GAME LEADERS FROM OCT. 30, 2022 - PRESENT

Team	Pts.	Pts./Gm.
1. San Francisco	333	15.1
2. Baltimore	319	15.2
3. New Orleans	400	18.2

Since Head Coach **Dennis Allen's** second full season in charge of the Saints defense in 2017, New Orleans has ranked first in the NFC and fifth in the NFL in opponent points per game.

NFL OPPONENT POINTS PER GAME LEADERS SINCE 2017

Team	Pts.	Pts./Gm.
1. Baltimore	2,069	18.8
2. New England	2,103	19.1
3. Buffalo	2,169	19.9
4. Pittsburgh	2,256	20.5
5. New Orleans	2,292	20.8

CONTINUED ON NEXT PAGE

TEAM NOTES

CONTINUED FROM PREVIOUS PAGE-OPPONENT POINTS PER GAME

STREAKS IN NEW ORLEANS SAINTS HISTORY OF SURRENDERING 20 OR FEWER POINTS

1. 11 Games - 11/13/22-9/24/23
2. 9 Games - 9/8/91-11/10/91
3. 8 Games - 12/16/91-10/11/92

ROAD WARRIORS

Since 2006, the Saints have the best road record in the NFC, second-best in the NFL at 82-62 (.569).

NFL REGULAR SEASON ROAD RECORDS SINCE 2006

Team	Record
1. New England	91-51
2. New Orleans	82-62
3. Pittsburgh	77-62-1
4. Dallas	76-64

Since 2009, with a 70-50 (.583) road mark, the Saints have the best record in the NFC and second-best in the NFL.

NFL REGULAR SEASON ROAD RECORDS SINCE 2009

Team	Record
1. New England	71-47
2. New Orleans	70-50
3. Pittsburgh	64-53-1
4. Dallas	64-54

Since 2018, with a 32-16 (.667) road mark, the Saints have the best road record away in the NFC and second-best in the NFL.

NFL REGULAR SEASON ROAD RECORDS SINCE 2018

Team	Record
1. Kansas City	37-11
2. New Orleans	32-16
3. Baltimore	30-17

AT HOME IN THE DOME

Since 2008, the Saints have posted an 83-41 regular season home record, fifth in the NFL. In 2022, New Orleans

improved upon their 2021 record at the Caesars Superdome of 2-5, going 4-4 and winning back to back contests at their home stadium for the first time since the middle of the 2020 campaign. The Saints are 2-3 in 2023, looking to even up their home record on Sunday vs. Carolina.

NFL REGULAR SEASON HOME RECORDS SINCE 2008

Team	Record
1. New England	95-30
2. Green Bay	92-28-2
3. Pittsburgh	90-37-1
4. Baltimore	89-37
5. New Orleans	83-41

Below is a breakdown of the club's regular season record on their home turf since 2008:

September.....	16-10
October.....	25-7
November.....	22-10
December.....	16-14
January.....	2-2
Playing at noon or before.....	43-29
Playing between 3:05-3:30.....	15-3
Playing on prime time.....	23-11
Played on Thursday.....	3-3
Played on Friday.....	1-0
Played on Saturday.....	1-1
Played on Sunday.....	66-34
Played on Monday.....	11-6
Playing against the NFC South.....	29-17
Played against the NFC (non-NFC South).....	34-13
Played against the AFC.....	14-12
Vs. Arizona.....	2-0
Vs. Atlanta.....	10-5
Vs. Baltimore.....	0-2
Vs. Buffalo.....	1-1
Vs. Carolina.....	9-6
Vs. Chicago.....	3-0
Vs. Cincinnati.....	0-2
Vs. Cleveland.....	1-1
Vs. Dallas.....	3-2
Vs. Denver.....	0-1
Vs. Detroit.....	3-3
Vs. Green Bay.....	3-1
Vs. Indianapolis.....	2-0
Vs. Houston.....	2-0
Vs. Jacksonville.....	1-1
Vs. Kansas City.....	0-2
Vs. Las Vegas.....	2-1

CONTINUED ON NEXT PAGE

TEAM NOTES

CONTINUED FROM PREVIOUS PAGE-AT HOME IN THE DOME

Vs. Los Angeles Chargers.....	3-0
Vs. Los Angeles Rams.....	4-0
Vs. Tampa Bay.....	10-6
Vs. Tennessee.....	1-1
Vs. Washington.....	2-1

Continuing with Sunday's game against Carolina, this is the first time since 2014 and the 12th time overall that the team will play three consecutive games in a season at their home stadium:

1967 - September 17-October 1 - 0-3 record

October 29-November 12 - 1-2 record

1968 - September 15-29 - 1-2 record

1974 - November 10-25 - 1-2 record

1989 - October 1-15 - 1-2 record

1992 - November 23-December 3 - 3-0 record

1997 - October 12-26 - 0-3 record

1999 - October 31-November 14 - 1-2 record

2006 - October 8-29 - 2-1 record

2008 - September 28-October 12 - 2-1 record

2014 - November 9-24 - 0-3 record

BUCKING THE ODDS

The Saints have a long tradition of finding players as free agents signed after the draft that make an impact immediately or developing their careers initially on the team's practice squad. Several undrafted Saints on the roster play key roles on offense, defense and special teams that the club developed.

Wide Receiver/Return Specialist **Rashid Shaheed** came to New Orleans as an undrafted free agent out of Weber State in 2022 after being one of the all-time best Division FCS returners and after spending the first five weeks on the practice squad, made an immediate impact, becoming the only Saint to score a touchdown in each of his first two offensive touches. In the Dec. 18 win over Atlanta, he finished with three receptions for 95 yards, with a 68-yard touchdown grab from Taysom Hill, the longest play from scrimmage of the season for New Orleans and the fifth-longest receiving TD by a Saints rookie all-time. On the Christmas Eve win at Cleveland in challenging conditions,

Shaheed led the team in receiving with four grabs for 41 yards. In the Jan. 1 victory at Philadelphia, he led the team in receiving for the third consecutive week, posting six receptions for 79 yards, including a 58-yard grab to set up a field goal. Overall, he carried four times for 57 yards with a 44-yard touchdown, caught 28 passes for 488 yards (17.4 avg.) with two TDs, returned 20 punts for 193 yards (9.7 avg.) and returned 14 kickoffs for 320 yards (22.9 avg.).

LONGEST SAINTS ROOKIE RECEIVING TDS

Rk.	Rookie, Game	Yds.
1.	Marques Colston, 10/1/06 at Car.	86t
2.	Kenny Stills, 12/29/13 vs. TB	76t
3.	Reggie Bush, 12/3/06 vs. SF	74
4.	Kenny Stills, 10/27/13 vs. Buf.	69t
5.	Rashid Shaheed, 12/18/22 vs. Atl.	68t

In 2023, Shaheed is no longer a secret, as he has caught 33 passes for 534 yards (16.2 avg.) with three touchdown grabs to tie for the team lead, including six receptions of 40-or-more yards, while also carrying six times for 33 yards and ranking first in the NFC and second in the NFL in punt return average (14.4) and fifth in the league in all purpose yards (1,169) despite missing Sunday's contest with a quad injury. On Sept. 24 in Green Bay, he had his first career punt return for a touchdown, the second-longest scoring return in franchise history (76 yards). Oct. 1, vs. Tampa Bay, Shaheed had a 29-yard return, making him the first Saint to have a return of at least 25 yards in back to back contests since Darren Sproles (9/25-10/2/11).

Oct. 29, at Indianapolis, Shaheed had a breakout performance, catching three passes for 153 yards (51.0 avg.), including a 58-yard touchdown grab. Shaheed's 51.0 yards per reception average was ranked third in team history as he became only the third Saint to record 150+ yards receiving on three catches. Shaheed also added four punt returns for 46 yards to total 199 all-purpose yards.

2023 NATIONAL FOOTBALL LEAGUE ALL PURPOSE YARD LEADERS

Rk.	Player	No.
1.	Tyreek Hill, Mia.	1,496
2.	Christian McCaffrey, SF	1,461
3.	CeeDee Lamb, Dal.	1,266
4.	Keenan Allen, LAC	1,181
5.	Rashid Shaheed, NO	1,169

CONTINUED ON NEXT PAGE

TEAM NOTES

CONTINUED FROM PREVIOUS PAGE-BUCKING THE ODDS

2023 NFL PUNT RETURN AVERAGE LEADERS

Rk. Player	Avg.
1. Derius Davis, LAC	16.6
2. Rashid Shaheed, NO	14.4
3. Britain Covey, Phi.	14.0

TE **Juwan Johnson** led his position group with four touch-down receptions in 2021, converting to the position after playing wide receiver in college and starting his Black and Gold career in 2020 as a wideout on the practice squad after signing as an undrafted free agent from Oregon. In 2022, he led his position group in receiving with 42 grabs for 508 yards with a club-best and career-high seven touchdowns, tied for third at the position in the NFL. Johnson leads the Saints with 12 receiving touchdowns over the past three seasons, tied for eighth among league tight ends.

2022 NFL TIGHT END RECEIVING TD LEADERS

Rk. Tight End	No.
1. Travis Kelce, KC	12
2. George Kittle, SF	11
3t. Juwan Johnson, NO	7
3t. Cole Kmet, Chi.	7

Johnson leads the tight ends with 18 grabs for 142 yards with one touchdown in 2023.

DE **Carl Granderson** played in 15 games in 2021 with three starts and posted 24 tackles and three sacks. In 2022, he posted 53 stops (30 solo) and a career-high 5.5 sacks, recovering the first fumble of his career, December 5 at Tampa Bay. In the Christmas Eve victory at Cleveland, Granderson, sacked Browns QB Deshaun Watson at the Saints 22-yard line on fourth down with 19 seconds remaining in the fourth quarter to secure the win. The following week on January 1, 2023 at Philadelphia, he posted two stops, 1.5 sacks of QB Gardner Minshew, one stop for loss and two quarterback hits, as Granderson posted at least half a takedown in three consecutive weeks for the first time in his career.

Earning the starting right defensive end position in 2023, Granderson has posted 57 tackles, leads the team with 5.5 sacks to tie a career-high, had defended one pass and has

forced a fumble and recovered one, signing a four-year contract extension on September 23.

P **Lou Hedley** was signed following the 2023 NFL Draft by the Saints out of the University of Miami, where he played from 2019-22 and punted 206 times for 9,315 yards with a 45.2 gross punting average and 77 inside-the-20. The Australia native, who won the punting job in a competition in training camp at 30 years old earned All-ACC second-team honors in 2021 and was selected as a semifinalist for the Ray Guy Award, honoring the nation's top punter. In 2020, Hedley was recognized with AP second-team All-American and as a Ray Guy Award finalist, as the Hurricanes ranked second in FBS in net punting average. In 2023, he's punted 54 times for 2,335 yards with a 43.2 gross punting average, a 39.6 net and 21 inside the 20-yard line.

K **Blake Grupe** was signed by New Orleans as an undrafted free agent out of Notre Dame, where he played his graduate campaign in 2022, after handling kicking duties at Arkansas State from 2017-21. In 2022, he led the Fighting Irish with 91 points on 14-of-19 field goals and a perfect 49-for-49 in PATs. The Missouri native was Arkansas State's career record holder in scoring (354), field goals (64) and PATs (162).

In 12 games, Grupe has made 24 of 30 field goal attempts and all 23 PAT attempts to lead the team with 95 points, with 51 touchbacks on kickoffs, tied for sixth in the NFL.

Grupe enjoyed a standout performance in the Oct. 8 34-0 shutout at New England with a career-long 54-yard field goal and a 53-yarder and hitting all four PATs to go with five of his seven kickoffs sailing into the end zone for touchbacks. Grupe became the first Saint to boot two field goals of at least 50 yards in a contest since John Carney (at St Louis, 9/26/04), only the fifth Saint to do so overall and only the sixth occurrence. He earned NFC Special Teams Player of the Week.

On Nov. 26 at Atlanta, Grupe drilled a career-high five field goals, the ninth time a Saint has kicked five field goals, the first time a Saints rookie has, as he scored all of New Orleans' 15 points.

2023 NFL KICKOFF TOUCHBACK LEADERS

Rk. Player	TOUCHBACKS
1. Brandon Aubrey, Dal.	76
2. Justin Tucker, Bal.	59
3t. Wil Lutz, NO	55
3t. Joey Slye, Was.	55
5. Harrison Butker, KC	54
6t. Blake Grupe, NO	53
6t. Jake Elliott, Phi.	53

TEAM NOTES

CONTINUED FROM PREVIOUS PAGE-BUCKING THE ODDS

Wide Receiver **Keith Kirkwood** originally joined the Saints as an undrafted free agent out of Temple in 2018. The New Jersey native spent the first two months of his rookie season on the New Orleans practice squad, before being signed to the active roster at midseason and recording 13 receptions for 209 yards (16.1 avg.) with two touchdowns. He added one more scoring grab in the NFC Divisional playoff win over Philadelphia to help the Saints advance to the NFC Championship. After spending most of the 2019 campaign on Injured Reserve and playing for Carolina from 2020-21, Kirkwood returned to New Orleans in 2022, where he contributed on offense and special teams. In the 2023 preseason opening win over Kansas City, he caught a four-yard touchdown pass from QB Derek Carr. On Nov. 26 at Atlanta, he contributed with two grabs for 21 yards and had a special teams stop.

NEW ORLEANS SAINTS WHO HAVE JOINED THE TEAM AS UNDRAFTED ROOKIE FREE AGENTS

(ON 53-MAN ROSTER)

PLAYER, SCHOOL	SEASON
DB J.T. Gray, Mississippi State	2018
WR Keith Kirkwood, Temple	2018
DE Carl Granderson, Wyoming	2019
TE Juwan Johnson, Oregon	2020
DL Malcolm Roach, Texas	2020
WR/RS Rashid Shaheed, Weber State	2022
LB Nephi Sewell, Utah	2022
K Blake Grupe, Notre Dame	2023
P Lou Hedley, Miami (Fla.)	2023

SAINTS BY THE NUMBERS

0 – Number of points surrendered by New Orleans in the Oct. 8 31-0 shutout at New England. With the defense under Head Coach Dennis Allen's supervision since 2016, the Saints have had four of the franchise's 17 shutouts. New Orleans is the only team to have three shutouts since 2021. The Saints have had at least one shutout in each of the past three seasons for the first time since the 1987-89 teams (1986-89)

1 – With the Sept. 10 16-15 season-opening win over Tennessee, Allen became the first Saints head coach to win his first two season openers in charge of the team.

2 – DE Cameron Jordan become only the second Saint to play in 200 regular season contests on Oct. 29 at Indianapolis. On Nov. 5, vs. Chicago, he became only the second Saint to open 200 regular season contests.

3 – With a 76-yard punt return for a touchdown on Sept. 24 at Green Bay, WR/RS Rashid Shaheed had the third-longest touchdown return in franchise history. Also the number of 40+ yard receptions Shaheed had on Oct. 29 at Indianapolis, with his breakout performance of three grabs for 153 yards, including a 58-yard touchdown. He is currently ranked seventh in the National Football League in yards per catch (16.2), second in punt return average (14.4) and fifth in all-purpose yards (1,169).

4 – The number of times New Orleans has posted a shut-out since 2017 following the October 8, 34-0 win at New England. RB Alvin Kamara and QB Taysom Hill are also tied for the team lead with four touchdowns apiece.

5 – The Saints have won a franchise-record five consecutive season openers dating back to 2019. The five-game winning streak for openers is the longest current running streak in the NFL. Also the career-high number of passes defended CB Alontae Taylor had, Sept. 24 at Green Bay. Kamara and Hill are also tied for the team lead with five touchdowns apiece.

6.5 – The career-high number of sacks in 2022 by linebacker Demario Davis, who was selected to the Pro Bowl for the first time. Davis has four sacks in 2023 to lead the linebackers and rank second on the team.

7 – The number of Ring of Honor members, including LB Sam Mills who was inducted posthumously on Dec. 2, 2021 at halftime and was inducted into the Pro Football Hall of Fame in 2022 to join former Saints teammates in K Morten Andersen, Jackson and T William Roaf.

8 – The number of Pro Bowl selections by Jordan, the most in club history by a defensive player and second in club record books. Among defensive ends, only Reggie White, Bruce Smith and Gino Marchetti have been selected to more.

8.5 – The number of sacks by Jordan in the last three games in 2021, the most in the NFL over that period. Also the team-leading number of sacks by Jordan in 2022 when he became the franchise's all-time leader (currently at 117.5).

9 – Also the franchise-record number of consecutive games New Orleans surrendered 18 points or fewer from 11/27/22-9/24/23. With a career-high five field goals on Sunday at Atlanta, rookie K Blake Grupe tied the franchise record, the ninth time a Saint has drilled five kicks in a contest, first since 2004.

CONTINUED ON NEXT PAGE

TEAM NOTES

10 – With his second quarter two-yard touchdown reception from Derek Carr on November 5, vs. Chicago, QB Taysom Hill became the first player since QB/HB Frank Gifford to have at least ten career rushing touchdowns, passing touchdowns and receiving touchdowns.

11 – Franchise-record number of consecutive games New Orleans surrendered 20 points or fewer from 11/13/22-9/24/23. For the first time in franchise history in 2022, the Saints had streaks of giving up 20 or fewer points in at least five straight games for three consecutive campaigns. Also after Jordan's three sacks on Jan. 1, 2023 at Philadelphia to up his season total to 8.5, he became the sixth player in NFL history to record at least seven takedowns in 11 consecutive seasons.

12 – With three sacks against Atlanta, Nov. 22, 2020, upping his all-time total against the club to 21, Jordan became only the 12th player in NFL history to have 20 sacks against an opponent. Jordan now has 23 takedowns against the Falcons.

14 – The number of interceptions by New Orleans in 2023, ranked second in the NFL, exceeding their 2022 total of seven.

14.4 – Punt return average by Shaheed, ranked second in the NFL.

15 – With one sack vs. Tampa Bay, Oct. 31, 2021, Jordan became the 15th NFL player with at least 15 takedowns against two different teams. Jordan has 17 sacks against the Buccaneers, the second-most against an opponent.

16.2 – Shaheed's 16.2 yards per catch average in 2023 is ranked seventh in the NFL.

17.4 – Shaheed's 17.4 yards per catch average in 2022 ranked second in the NFC and third in the NFL among players with at least 28 receptions.

27 – After the Jan. 1, 2023 three-sack performance against Philadelphia, the number of career multi-sack games by Jordan, tied with Jackson for first in club record books.

28 – Number of opponents Jordan has a sack against. Jordan has not recorded a sack against Baltimore, Kansas City and the New York Jets.

34 – The number of years since the club last had shutouts in at least three consecutive seasons (1986-89) after the club has posted shutouts in 2021, 2022 and on Oct. 8 at New England.

47 – Number of players sacked by Jordan in his career after he dropped Bears signal-caller Tyson Bagent in the Nov. 5 24-17 win over Chicago. If Jordan sacks Panthers QB Bryce Young on Sunday vs. Carolina, he would be the

48th player he has dropped.

49 – The club opened 49th season at the Caesars Superdome on Sept. 10 against the Titans.

53 – With his 53-yard receiving touchdown on Oct. 20, 2022 at Arizona following up a 44-yard rushing touchdown the prior week, Shaheed become the first Saint to score touchdowns on his first two career offensive touches. Also the club record number of rushing touchdowns by RB Alvin Kamara, after scoring two on Sunday vs. Detroit.

57 – The club's in its 57th season of play.

58 – The October 29 58-yard touchdown connection between QB Derek Carr and Shaheed is the longest offensive play from scrimmage on the season.

60 – Kamara's 50 receptions lead National Football League tailbacks.

77 – Franchise-record number of total touchdowns by Kamara.

83 – Team-leading tackles by LB Demario Davis.

1,169 – Shaheed ranks fifth in the National Football League through Week 13 with 1,169 all-purpose yards.

418 – Franchise wins (regular season/postseason combined).

100 – Davis was the only NFL linebacker in 2022 to play in 100% of his team's defensive snaps.

105 – Team-leading 2021 tackle total by Davis, as he became the first Saint since safety Roman Harper (2008-12) to have four straight seasons at the century mark and only the second Saint, joining Joe Federspeil to have four straight campaigns exceeding 100 stops.

109 – Team-leading number of tackles by Davis in 2022, who was selected to the Pro Bowl for the first time. Davis is the third Saint to have 100 stops in five consecutive seasons, has done so in six straight campaigns overall and in nine of his 11 seasons overall.

117.5 – Career and franchise-record number of sacks by Jordan, first in team records and ranked 23th in National Football League. Jordan is four sacks from reaching 22nd, 4.5 from 21st and 5.5 from reaching the top 20.

154 – Carr has started 154 career games, the most by a signal-caller since 2014.

228 – Number of career touchdown passes by Carr, ranked 35th all-time. He is four away from tying Steve Young for 34th.

CONTINUED ON NEXT PAGE

TEAM NOTES

CONTINUED FROM PREVIOUS PAGE-SAINTS BY THE NUMBERS

1,297 – Career number of tackles by Davis. With three stops on Sunday vs. Carolina, Davis would join Seattle LB Bobby Wagner and Tampa Bay LB Lavonte David as only the third active player with 1,300 stops.

310 – With 310 yards passing at Indianapolis on Oct. 29, Carr threw for at least 300 yards in three straight games for the first time since Weeks One-Three of the 2021 season. Since coming into the NFL in 2014, Carr has thrown for at least 300 yards 38 times.

3,462 – Number of career completions by Carr, ranked 22nd all-time. Carr is three completions from tying Kirk Cousins for 21st and four from surpassing him.

9,809 – Club-record number of yards from scrimmage by Kamara, needing 191 to become the first Saint to reach 10,000

37,983 – Number of career passing yards by Carr, ranked 27th all-time. Carr is 165 passing yards away from surpassing Dave Krieg for 26th.

PRO BOWL PLAYERS COACHED BY DENNIS ALLEN

Allen's coached ten players who've earned 23 Pro Bowl selections as head coach, coordinator and position coach, three who are currently with the club.

PRO BOWL PLAYERS COACHED BY ALLEN AS A HEAD COACH, COORDINATOR OR POSITION COACH

Pos.	Player	Pro Bowls	Years
CB	Champ Bailey	1	2011
LB	Demario Davis	1	2022
S	Brian Dawkins	1	2011
DE	Elvis Dumervil	1	2011
S	Roman Harper	2	2009-10
DE	Cameron Jordan	6	2015, 2017-22
CB	Marshon Lattimore	4	2017, 2019-21
OLB	Von Miller	1	2011
FB	Marcel Reece	3	2012-14
S	Darren Sharper	1	2009
DE	Will Smith	1	2006

SAINTS IN 2023 WHEN?

Leading After First Quarter.....	1-2
Tied After First Quarter.....	3-2
Trailing After First Quarter.....	1-3
Leading at Halftime.....	3-1
Tied at Halftime.....	1-0

Trailing at Halftime.....	1-6
Leading After Third Quarter.....	4-1
Tied After Third Quarter.....	1-0
Trailing After Third Quarter.....	0-6
Saints Score First.....	1-3
Opponent Scores First.....	4-4
Saints 200+ Yards Passing.....	4-5
Saints 100+ Yards Rushing.....	3-3
+ 5 Turnover Margin.....	1-0
+ 3 Turnover Margin.....	1-0
+ 1 Turnover Margin.....	1-2
Even Turnover Margin.....	2-1
-1 Turnover Margin.....	0-2
-2 Turnover Margin.....	0-2
Recording 0 Takeaways.....	0-2
Recording 1 Takeaway.....	2-3
Recording 2 Takeaways.....	0-2
Recording 3 Takeaways.....	2-0
Recording 5 Takeaways.....	1-0
Defense Has 3+ Sacks.....	2-0
Indoors.....	3-6
Outdoors.....	2-1
Home Games.....	2-3
Road Games.....	3-4
On Artificial Turf.....	5-6
On Grass.....	0-1
Allowing 20 Or Fewer Points.....	4-2
Scoring 20 Or More Points.....	4-2
Vs. The AFC.....	3-2
Vs. The NFC.....	2-5

PRIME TIME POWER

Since 2006, the Saints have the fourth-best winning percentage in prime time contests. New Orleans defeated Carolina 20-17, Sept. 18 to even their all-time record on Monday Night Football (25-25). After dropping a 31-24 decision to Jacksonville on Thursday, October 19, the Saints will play their third scheduled prime time contest of 2023 on Thursday, December 21 at the Los Angeles Rams, trying to improve their record to 2-1.

TOP FIVE NFL PRIME TIME RECORDS SINCE 2006

Team	W	L	T	Pct.
Seattle Seahawks	38	20	1	.653
Pittsburgh Steelers	53	29	0	.646
New England Patriots	48	28	0	.632
New Orleans Saints	39	26	0	.600
Green Bay Packers	47	35	0	.573

TEAM NOTES

PRACTICE MAKES PERFECT

A spot on the practice squad is another avenue to eventually get onto the active roster and have the opportunity to contribute. Below is an overview of eight key contributors players on the club's 53-man roster with extensive practice squad experience.

Tight End **Juwan Johnson** was signed by New Orleans out of Oregon, where he spent his graduate transfer season, following the 2020 NFL Draft as a wideout. Recording four receptions for 39 yards in seven contests, Johnson spent the majority of his rookie season on the practice squad. Converted to tight end in 2021 and leading the position group with four touchdowns, Johnson took advantage of his first full offseason strength and conditioning program in 2022, led the tight ends group with 42 receptions for 508 yards with a club-best seven TD grabs, tied for third in the league at his position. In 2023, Johnson leads the tight ends with 18 grabs for 142 yards and one touchdown despite missing four games with a calf injury.

After spending his first three seasons with the Seattle Seahawks, contributing on both defense and special teams, defensive back **Ugo Amadi** split the 2022 campaign between the Titans active roster and the Kansas City Chiefs practice squad, also appearing in one contest for Super Bowl champion Kansas City. Possessing the versatility to play in multiple roles, Amadi secured a roster spot with the Saints in the 2023 preseason, recording eight tackles, one interception, two passes defended and one coverage stop. He has contributed on both defense with one tackle and two passes defended and on special teams in all 11 contests.

After splitting his rookie season in 2018 between the practice squad and active roster, defensive back **J.T. Gray** enjoyed a breakthrough campaign in 2019, when he was selected *Associated Press* second-team All-Pro when he recorded 16 special teams tackles, one blocked punt and one coverage fumble recovery. In 2021, he was selected as a first-team All-Pro and to his first career Pro Bowl (starter), when he led the NFL with 19 special teams tackles (league-leading 16 solo). Gray led the team with 12 special teams stops in 2022, despite missing three games with a hamstring, the third time in four seasons, he has led New Orleans in coverage tackles. He has a team-high seven special teams stops and one defensive tackle in 2023 despite missing three games with injuries. Backed by Gray's performance, leadership and knowledge, New Orleans is ranked second in the NFL in opponent punt return average (5.3).

WR/RS **Rashid Shaheed** came to New Orleans as one of the all-time best Division I-AA returners and after spending the first five weeks on the practice squad, made a quick impact on Oct. 16 vs. Cincinnati with a 44-yard rushing TD. With his 53-yard receiving touchdown on October 20 at Arizona, Shaheed became the only Saint to score touchdowns on each of his first two career offensive touches. In addition to finishing with 28 grabs for 488 yards (17.4 avg.) with two touchdowns, Shaheed also handled return duties for New Orleans since being activated, bringing back 20 punts for 193 yards (9.7 avg.). He made big contributions in the Sept. 10 season opening win over Tennessee with a career-high 216 all-purpose yards, including five receptions for 89 yards, including a 19-yard touchdown and a late fourth quarter 41-yard grab to help secure the victory. In the Sept. 18 win over Carolina, he posted four catches for 63 yards (15.8 avg.), including a fourth quarter 45-yard grab. On Sept. 24 at Green Bay, Shaheed had a 76-yard punt return for a touchdown.

In 2023, Shaheed has caught 33 passes for 534 yards (16.2 avg.) with three touchdown receptions to tie for the team lead, including six grabs of 40-or-more yards, while also carrying six times for 33 yards and ranking second in the NFL in punt return average (14.4) and fifth in the league in all-purpose yards (1,169).

WR **Keith Kirkwood** originally joined the Saints as an undrafted free agent out of Temple in 2018. The New Jersey native spent the first two months of his rookie season on the New Orleans practice squad, before being signed to the active roster at midseason and recording 13 receptions for 209 yards (16.1 avg.) with two touchdowns. He added one more scoring grab in the NFC Divisional Playoff win over Philadelphia to help the Saints advance to the NFC Championship. After spending most of the 2019 campaign on Injured Reserve and playing for Carolina from 2020-21, Kirkwood returned to New Orleans in 2022, where he has contributed on both offense and special teams.

LB **Nephi Sewell** was signed by New Orleans following the 2022 NFL Draft out of Utah and appeared in four games as a rookie, contributing on special teams, while spending the remainder of the campaign on the practice squad. Sewell has progressed on both defense and special teams and secured a spot on the 53-man roster, posting five coverage tackles and nine defensive stops, with a club-record eight on Sunday vs. Detroit.

After splitting his rookie season between the active roster and practice squad, DL **Malcolm Roach** has solidified a spot in New Orleans' defensive rotation the past three seasons. The Baton Rouge native has played in 41 games with five starts and recorded 91 tackles, one sack, one interception and four passes defended.

CONTINUED ON NEXT PAGE

TEAM NOTES

CONTINUED FROM PREVIOUS PAGE-PRACTICE
MAKES PERFECT

Originally a third round draft pick of the Broncos in 2018 out of Boston College, CB **Isaac Yiadom** has played in 82 games with 23 starts for Denver, the Giants, Green Bay, Houston and New Orleans and has posted 125 tackles, a split sack, two interceptions, 19 passes defended, one forced fumble and 26 special teams stops. After starting 2022 with the Texans, Yiadom joined the Saints practice squad midway through the season and upon being signed to the active roster, recorded two special teams stops in six appearances.

In 2023, Yiadom has contributed on both defense and special teams, playing in all 12 games with three starts, recording 18 tackles, one interception, seven passes defended and six coverage stops to rank second on the team, tying his career-high.

OFFENSIVE NOTES

IN THE NFL

New Orleans' 387.0 net yards per game since 2006 ranks first in the NFL.

NATIONAL FOOTBALL LEAGUE NET YARDS PER
GAME LEADERS SINCE 2006

Rk. Team	Yds.	Yds./Gm.
1. New Orleans	110,696	387.0
2. New England	106,181	371.3
3. Philadelphia	105,595	369.2

YARDAGE RAMPAGE

Since 2006, the Saints have racked up the team's top nine highest single-game net yardage totals. Prior to 2006, New Orleans had only reached 500 yards in seven games. Since then, they've met the mark in 30 contests.

TOP NINE SAINTS TOTAL NET YARDAGE GAMES

Rk.	Opponent	Yds.	Rush	Pass	Date
1.	vs. Dallas	625	242	383	11/10/13
2.	vs. Carolina	617	208	409	1/1/12
3.	vs. NYG	608	103	505	11/1/15
4.	vs. Cin.	595	91	504	11/19/06
5.	vs. Min.	583	264	319	12/25/20

Rk.	Opponent	Yds.	Rush	Pass	Date
6.	vs. NYG	577	205	172	11/28/11
7.	at Min.	573	161	412	12/18/11
8.	at SF	571	248	323	11/6/16
9.	at Dal.	562	116	446	12/23/12

THROUGH THE AIR

New Orleans' 275.1 net passing yards per game lead the National Football League since 2006 and is ranked tenth in 2023.

NFL NET PASSING YARDS PER GAME SINCE 2006

Rk. Team	Yds.	Yds./Gm.
1. New Orleans	78,690	275.1
2. LA Chargers	73,468	256.9
3. New England	71,993	251.7

2023 NFL NET PASSING YARDS PER GAME LEADERS

Rk. Team	Yds.	Yds./Gm.
1. Miami	3,421	285.1
2. Houston	3,302	275.2
3. Dallas	3,161	263.4
4. Detroit	3,159	263.3
5. Buffalo	3,231	260.9
6. Minnesota	3,103	258.6
7. San Francisco	3,061	255.1
8. Kansas City	3,032	252.7
9. Jacksonville	3,093	243.6
10. New Orleans	2,919	243.3

FIRST DOWNS

The Saints' 6,300 first downs since 2006 are ranked first in the NFC and second in the National Football League.

NFL FIRST DOWN LEADERS SINCE 2006

Team	Tot.	Rush	Pass	Pen
1. New England	6,344	2,089	3,687	568
2. New Orleans	6,300	1,861	4,007	432
3. Philadelphia	6,020	2,080	3,447	493

OFFENSIVE NOTES

THIRD AND FOURTH DOWN

Since 2006, the Saints are first in the NFL in third down conversion rate and third in the league in fourth down conversion rate.

NFL THIRD DOWN PCT. LEADERS SINCE 2006

Rk. Team	Conv./Att.	Pct.
1. New Orleans Saints	1,671/3,730	44.8
2. Los Angeles Chargers	1,628/3,744	43.5
3. Atlanta Falcons	1,612/3,779	42.7

NFL FOURTH DOWN PCT. LEADERS SINCE 2006

Rk. Team	Conv./Att.	Pct.
1. New England Patriots	166/286	58.0
2. Cincinnati Bengals	155/274	56.6
3. New Orleans Saints	159/285	55.8

HOLDING THE LINE

Since 2006 the Saints have allowed the fewest sacks in the NFL, surrendering only 468 takedowns.

SACKS ALLOWED IN THE NFL FROM 2006-PRESENT

Rk. Team	Sacks
1. New Orleans	470
2. Indianapolis	545
3. New England	548

Since October 8 the Saints have allowed the second-fewest sacks in the NFL and the lowest total in the NFC, surrendering only 12 takedowns.

SACKS ALLOWED IN THE NFL SINCE OCTOBER 8

Rk. Team	Sacks
1. Buffalo	6
2. New Orleans	12
3t. L.A. Rams	13
3t. Miami	13

On the following pages are a synopsis of several returning players and newcomers through the draft and free agency to the 2023 Saints offensive line:

Right Tackle Ryan Ramczyk - The Black and Gold used their second first round selection in the 2017 NFL Draft to snag Ramczyk out of Wisconsin, one of the best offensive linemen in the entire draft. After opening all 16 games and both postseason contests in 2017 and being selected as a PFWA All-Rookie, he has been selected as an AP All-Pro selection three times since. After missing seven contests in 2021, Ramczyk rebounded to open the first 16 games in 2022 and continues to anchor the right side of the line, starting and playing in his 100th career game this past Sunday.

Tackle/Guard James Hurst - A nine-year NFL veteran who was signed as a free agent from Baltimore in 2020, Hurst has 144 career regular season appearances with 89 starts at four different positions on the inside and outside. His versatility came in handy in 2020, as he started two contests at left tackle and one at left guard, while the Saints gained over 200 yards rushing each time. In 2021, Hurst moved into the lineup for eight games at left tackle in place of an injured Armstead, two at left guard in place of an injured Andrus Peat and three at right tackle for an injured Ryan Ramczyk. Hurst started 15 games at left tackle and one at left guard in 2022. In 2023, Hurst has opened eight games at left guard, one at left tackle and one at right guard.

Tackle/Guard Andrus Peat - A first round selection (13th overall) in the 2015 NFL Draft out of Stanford, Peat was considered one of the top college linemen in 2014. In nine seasons, he's played in 105 regular season games with 96 starts, opening a contest at every position except center. In 2020, he opened 13 contests at left guard as he was part of the NFC Pro squad for the third consecutive season. In 2021, he opened the first six contests, where New Orleans got off to a 4-2 start before suffering a season-ending pectoral injury. In his return to the starting lineup in the 2022 season opener in Atlanta, New Orleans rushed for 151 yards. In back-to-back weeks, Peat was a part of rushing efforts of 200-yards plus by the club for the first time since 2020. In 2023, Peat has started one contest at left guard and the last six at left tackle as the offensive line has solidified with his return to the starting lineup.

Center/Guard Erik McCoy - New Orleans traded up in the second round of the 2019 NFL Draft to select this standout from Texas A&M, who was a three-year starter, anchoring the middle of the Aggies line. In 2018, he was a team captain who paved the way for the SEC's leading rusher and in 2019 was the first Saint in franchise history to start at center in Week One, opening all 16 contests. McCoy has opened all 69 contests he has appeared in at center and signed a five-year contract extension with the team in 2022.

CONTINUED ON NEXT PAGE

OFFENSIVE NOTES

CONTINUED FROM PREVIOUS PAGE-HOLDING THE LINE

Guard/Center Cesar Ruiz - The hard-working, talented and intelligent lineman is a perfect fit for New Orleans' culture. He was selected with the 24th pick in the 2020 NFL Draft out of the University of Michigan. The three-year letterman played in 36 games in college, starting his last 31 including the final 26 at center, earning All-Big Ten in 2019. Ruiz settled in at right guard in the last 15 games, with nine starts, as well as both postseason contests. When McCoy suffered a lower leg injury in the first quarter of the 2021 opening win over Green Bay, Ruiz transitioned over to his natural position, where the Saints did not give up a sack in his four starts at center. He returned to right guard on Oct. 25 at Seattle and was the only lineman in 2021 to not miss a start. Ruiz opened 13 games at right guard and one at center in 2022 before suffering a season-ending foot injury Dec. 18, vs. Atlanta. The 46 consecutive starts for Ruiz at the time of his injury was the longest active streak for a Saint. Following an ardent rehab, Ruiz returned to the starting lineup for the season opener on September 10, the day after signing a four-year contract extension.

Tackle Landon Young - A mainstay at left tackle for his college career at the University of Kentucky, Young played in 49 contests with 30 starts in his college career. The Lexington, Ky. native was selected by New Orleans in the sixth round of the 2021 NFL Draft and held up to the competition in training camp to snare a roster spot. Young opened one contest at right tackle in 2021 and serves as Ramczyk's backup on the right side, also playing *jumbo tight* end. In 2022, Young showed versatility. On October 13 at Pittsburgh, he slide over to left tackle for the second half to replace Hurst (concussion) and opened this the November 20 win over the Rams at one of the league's most challenging positions. In the January 1, 2023 win at Philadelphia, Young played the final three quarters in place of Ramczyk (hip) and then started the following week's finale vs. Carolina.

Tackle Trevor Penning - The club's second first round draft choice (19th overall) in 2022 out of Northern Iowa, the 6-7, 322-pound Penning competed with Hurst for the starting left tackle slot in the preseason before suffering a toe injury. The Clear Lake, Iowa native brings athleticism and extensive college experience to the tackle position, where he played in 37 games with 33 starts. Activated for the second half of the season, Penning served as the club's sixth offensive lineman in jumbo packages and started the season finale at left tackle, carrying over in 2023 to see action at the position in six-of-12 contests played.

Guard/Center Max Garcia - The nine-year National Football League veteran was signed as a free agent at the start of training camp. This versatile lineman has played in 117 regular season games with 62 starts for New Orleans, Arizona and Denver, including opening the last three contests at left guard. Originally a fourth round draft pick of Denver out of the University of Florida in 2015, who started five contests as a rookie for the Super Bowl 50 champions, Garcia has opened 46 games at right guard, 12 at left guard and four at center.

DEFENSIVE NOTES

IN THE NFL

After finishing ranked seventh in the National Football League 2021, surrendering 318.2 net yards per game, the New Orleans defense returned to the top five again in 2022, ranking fifth, while giving up 314.8 net yards per game. New Orleans and San Francisco are the only two teams to rank in the top ten each of the last three seasons and this marked the third time the Saints have ranked in the top ten in total defense for three straight seasons (1982-84 and 1991-93).

NATIONAL FOOTBALL LEAGUE TOTAL DEFENSE LEADERS IN 2022

Team	Yds.	Yds./Gm.
1. San Francisco	5,110	300.6
2. Philadelphia	5,125	301.5
3. Washington	5,178	304.6
4. New York Jets	5,288	311.1
5. New Orleans	5,352	314.8

Since 2017, Allen's second full season in charge of the Saints defense, the team has ranked fifth in the NFL in opponent net yards per game.

NATIONAL FOOTBALL LEAGUE TOTAL DEFENSE LEADERS SINCE 2017

Team	Yds.	Yds./Gm.
1. San Francisco	34,671	315.2
2. Buffalo	34,382	315.4
3. Baltimore	34,951	317.7
4. Pittsburgh	35,840	325.8
4. New Orleans	35,904	326.4

DEFENSIVE NOTES

STOPPING THE RUN

New Orleans has ranked sixth in the NFL in opponent rushing yards per game and opponent yards per rush since 2017.

2017- NFL OPPONENT RUSHING YARDS PER GAME

Team	Opp. Rush Yards/Game
1. Bal.	96.1
2. Tenn.	99.2
3. TB	101.3
4. SF	101.9
5. Phi .	102.3
6. NO	103.1
7. Ind.	110.3

2017- NFL OPPONENT RUSHING YARDS PER PLAY

Team	Opp. Rush Yards/Play
1. Ten.	3.93
2. SF	3.95
3. Ind.	4.06
4. Bal.	4.10
5. TB	4.11
6. NO	4.13

AGAINST THE PASS

In 2023, the Saints are seventh in the NFL in the opponent net passing yards per game (197.0) and first in the NFC and third in the NFL in opponent passer rating (77.2).

NFL PASS DEFENSE LEADERS IN 2023

Team	Pass Yds.	Pass Yds./Gm.
1. Cleveland	1,841	153.4
2. Baltimore	2,060	171.7
3. NYJ	2,119	176.6
4. Carolina	2,170	180.8
5. Dallas	2,173	181.1
6. Kansas City	2,196	183.0
7. New Orleans	2,364	197.0
8. Buffalo	2,439	203.3

2023 NATIONAL FOOTBALL LEAGUE OPPONENT PASSER RATING LEADERS

Team	Rating
1. Baltimore	72.5
2. New Orleans	77.2
3. Cleveland	77.4
4. San Francisco	77.9
5. New York Jets	78.6

Competitiveness against opposing quarterbacks and receivers has become a mantra of Allen, Defensive Coordinator Joe Woods and the coaching staff. New Orleans' 74 passes defended (press box totals) are ranked first in the National Football League with third-year cornerback Paulson Adebo tied for fifth in the NFL with a career-high and team-best and career-high 14.

2023 NFL PASS DEFENSED LEADERS

(PRESS BOX TOTALS)

Team	Passes Defensed
1. New Orleans	74
2. Baltimore	69
3. San Francisco	65
4t. Jacksonville	64
4t. Washington	64

SACK ATTACK

Since 2017, New Orleans' 300 sacks are ranked fourth in the NFL.

NATIONAL FOOTBALL LEAGUE SACK LEADERS FROM 2017-

Team	Sacks
1. Pittsburgh	347
2t. Philadelphia	307
2t. Los Angeles Rams	307
4. New Orleans	300
5. Washington	297

DEFENSIVE NOTES

YARDAGE LOW

New Orleans’ 156 total net yards surrendered in the Oct. 8 34-0 shutout victory at New England were the 19th fewest surrendered in franchise history and the seventh-lowest total given up by a team in 2023. It was the lowest surrendered by a road team in 2023.

2023 NFL LOWEST SINGLE GAME YARDAGE TOTALS SURRENDERED

Game	Net Yards
1. Cleveland vs. Arizona, 11/5	58
2. Cleveland vs. Tennessee, 9/24	94
3. Cleveland vs. Cincinnati, 9/10	142
4. San Francisco vs. New York Giants, 9/21	150
5. Baltimore vs. Seattle, 11/5	151
6. Buffalo vs. New York Jets, 11/19	155
7. New Orleans at New England, 10/8	156
8. Detroit vs. Las Vegas, 10/30	157

PICK CITY

Interceptions have also been a priority of Allen and Woods in 2023, with the club’s 14 picks having already doubled the team’s 2022 total of seven, ranked second in the National Football League. Adebo is tied for fourth in the league with a career-high four picks

2023 NATIONAL FOOTBALL LEAGUE INTERCEPTION LEADERS

Team	Interceptions
1. San Francisco	15
2. New Orleans	14
3. Chicago	13
3t. Dallas	13

Six teams with 12

THIRD DOWN DEFENSE

New England’s 7.1 third down percentage (1-of-14) in the Saints’ Oct. 8 34-0 shutout win at Gillette Stadium was the fifth-lowest third down percentage total in 2023. Currently the Saints are ranked eighth in the National Football League in opponent third down percentage.

2023 NFL LOWEST OPPONENT SINGLE GAME THIRD DOWN PERCENTAGE TOTALS

Game	Opp. Third Down %
1t. Buffalo vs. New York Jets, 11/19	0.0 (0-11)
1t. Dallas vs. New York Giants, 11/12	0.0 (0-12)
1t. Houston vs. Denver, 12/3	0.0 (0-11)
4. New York Giants vs. Washington, 10/22	6.7 (1-15)
5. New Orleans at New England, 10/8	7.1 (1-14)

2023 NFL OPP. THIRD DOWN CONVERSION PERCENTAGE LEADERS

Team	Opp. Third Down %
1. Cleveland	27.6
2. Atlanta	33.1
3. Los Angeles Chargers	34.6
4t. Denver	35.0
4t. Jacksonville	35.0
6. New York Giants	35.1
7. Carolina	35.5
8. Baltimore	36.2
9. New Orleans	36.5

SPECIAL TEAMS NOTES

RETURN GAME

New Orleans WR/RS **Rashid Shaheed** has provided a spark to the New Orleans punt return game. Signed as an undrafted free agent in 2023 out of FCS Weber State, Shaheed ranks first in the NFC and second in the NFL in punt return average following his 76-yard return for a touchdown at Green Bay on Sept. 24, the team’s first punt return for a touchdown since 2019.

2023 NATIONAL FOOTBALL LEAGUE PUNT RETURN LEADERS

Rk.	Player	Ret.	Yds.	TD	Avg.
1.	Derius Davis	19	316	1	16.6
2.	Rashid Shaheed	18	259	1	14.4
3.	Britain Covey	21	295	0	14.0
4.	Devin Duvernay	22	276	0	12.5
5.	DeeJay Dallas	21	235	0	11.2

SPECIAL TEAMS NOTES

COVERAGE UNITS

New Orleans' coverage and block units in 2023 are led by defensive team co-captain DB **J.T. Gray**. Signed by the Saints following the 2018 NFL Draft out of Mississippi State, Gray enjoyed a banner campaign in 2021. Voted by teammates as the club's special teams captain for the first time, Gray led the NFL with 19 tackles in 16 games, as he was selected as a Pro Bowl starter and as the team's only first-team *Associated Press* All-Pro. Playing in 76 career games, Gray has career totals of 63 special teams stops, a blocked punt, three fumble recoveries and ten defensive tackles, 2.5 sacks and a pass defense, ranked first on the team with 12 coverage stops in 2022 despite missing three games (hamstring). In 2023, he has seven coverage stops to lead the team, despite missing three contests.

2023 SAINTS SPECIAL TEAMS TACKLES LEADERS

(PRESS BOX TOTALS)

Rk. Saint	Tackles
1. J.T. Gray	7
2t. D'Marco Jackson	6
2t. Isaac Yiadom	6
4. Nephi Sewell	5
5t. Lonnie Johnson Jr.	3
5t. Adam Prentice	3

2021 NFL SPECIAL TEAMS TACKLES LEADERS

(PRESS BOX TOTALS)

Rk. Player/Team	Tackles
1. J.T. Gray, NO	19
2. Ashton Dulin, Ind.	17
3t. Nick Bellore, Sea.	15
3t. Cody Davis, NE	15

2021 NFL SOLO SPECIAL TEAMS TACKLES LEADERS (PRESS BOX TOTALS)

Rk. Player/Team	Solo Tackles
1. J.T. Gray, NO	16
2. Ashton Dulin, Ind.	12
3. Henry Black, GB	11

Gray's 63 tackles since 2018 are ranked third in the league despite missing three contests in 2022 with a hamstring injury and three in 2023.

2018–PRESENT SPECIAL TEAMS TACKLES LEADERS

(PRESS BOX TOTALS)

Rk. Player/Team	Tackles
1. George Odum, Ind.-SF	76
2. Nick Bellore, Sea.	68
3. J.T. Gray, NO	63
4. Justin Bethel, Atl.-Bal.-NE-Mia.	60
5t. Tyler Matakevich, Pit.-Buf.	56
5t. Miles Killebrew, Det.-Pit.	56

A third round draft pick of the Denver Broncos in 2018 out of Boston College, in addition to starting 22 of his 81 career contests on defense and posting 120 tackles, a split sack, two interceptions, 19 passes defended and a forced fumble, **Isaac Yiadom** has recorded 26 career coverage stops for five teams. Brought up to the active roster during Gray's injury, Yiadom brought a boost to the Saints coverage units with three stops, remaining an integral part of the group after Gray's return to the lineup and re-signing in the off-season. In 2023, Yiadom is tied for second on the team with six special teams tackles, tying his career-high. On Oct. 29, at Indianapolis, Yiadom downed a punt at the Colts three-yard line in the third quarter. In the Nov. 5 win over Chicago, Yiadom played a key role on a punt with the Bears starting field position at their two-yard line.

One of the club's two third round draft picks in 2020, **Zack Baun**, a former Wisconsin standout, has embraced work on the team's special teams units. He has recorded 21 tackles on coverage, one blocked field goal and 57 defensive stops, one sack, one interception and one pass defense. On Sept. 10 at Tennessee, Baun got his hands on a punt that went out of bounds one yard past the line of scrimmage, a game-changing play.

Selected in the fifth round of the 2022 NFL Draft by the Saints out of Appalachian State, LB **D'Marco Jackson** came to New Orleans as the only Football Bowl Subdivision player with more than 200 tackles and 25 stops for loss in the 2020 and 2021 seasons combined. After missing his entire rookie campaign with a hamstring injury, Jackson's hard-working and hard-hitting mentality has proven to be a good fit on the team's coverage units as he is tied with Yiadom for second on the team with six stops, tying a career-high with two on October 8 at New England.

CONTINUED ON NEXT PAGE

SPECIAL TEAMS NOTES

CONTINUED FROM PREVIOUS PAGE-COVERAGE UNITS

DB **Lonnie Johnson** was signed by New Orleans as an free agent in the offseason after spending his first three seasons with the Houston Texans and the 2022 campaign with the Tennessee Titans. Johnson has posted 17 career special teams stops, including three with New Orleans in 2023. On Oct. 19, at Jacksonville, Johnson had a fumble recovery off a muffed punt for his first career special teams takeaway.

Signed as an undrafted free agent in 2022 out of Utah, Sewell appeared in four games on special teams as a rookie. In 2023, the sure tackler secured a spot on the team's coverage units and is tied for third on the team with five stops to go with nine defensive tackles. Sewell saw his most extensive action on defense on Sunday vs. Detroit and tied for the team lead with eight tackles.

The success of the team's coverage units have allowed New Orleans to rank second in the NFL in opponent punt return average.

2023 OPPONENT PUNT RETURN AVERAGE LEADERS

Rk. Team	Opp. Punt Return Avg.
1. New York Giants	5.3
2. New Orleans	5.4
3. Seattle	5.9
4. Houston	6.2
5. Detroit	6.3

QUARTERBACKS

DEREK CARR

• On March 6, 2023 the Saints agreed to terms with Derek Carr on a four-year contract to solidify the quarterback position. He spent the first nine seasons of his NFL career with the Oakland/Las Vegas Raiders. Originally selected in the second round (36th overall) of the 2014 NFL Draft by the Raiders out of Fresno State, the Bakersfield, Calif. native has started all 154 career regular season games he has played in, completing 3,462-of-5,352 passes (64.7 percent) for 37,983 yards with 228 touchdown passes, 105 interceptions and a 91.6 passer rating, while adding 884 rushing yards and six touchdowns. From 2014-22 as a member of the Raiders, Carr was selected to four Pro Bowl Games (2015-17, 2022) and set numerous team passing records including the franchise's career passing yardage and touchdown pass marks and single-season mark in passing yards (4,804 in 2021), as the only signal-caller in the team's history with multiple seasons reaching the 4,000

yard mark. He also holds franchise records from his Raiders tenure for multiple-touchdown pass games (69), contests with a passer rating of at least 100.0 (47) and 300-yard passing performances (33).

• Since entering the league in 2014, Carr ranks third in the NFL in completions, fourth in passing yardage and seventh in passing touchdowns. He became the third quarterback in history to pass for 3,000-plus yards in each of his first nine seasons, joining Pro Football Hall of Fame signal-caller Peyton Manning and Russell Wilson. He is just the fourth player in NFL history to reach 35,000 passing yards in his first nine seasons. He has completed 298 passes of 25+ yards since he entered the league in 2014, the fourth-most in the NFL over that span. His 154 starts are the most by a quarterback since 2014.

• Carr enjoyed a successful Saints debut in the Sept. 10 win over Tennessee, when he completed 23-of-33 passes (69.7%) for 305 yards with one touchdown, one interception and a 96.1 passer rating.

• Carr helped lead New Orleans to a 20-17 victory at Carolina on Monday Night Football on Sept. 18, when in the second half, he completed a 42-yard pass to Chris Olave and a 45-yard pass to Rashid Shaheed to set up the Saints' two touchdowns.

• On Sept. 24 at Green Bay, Carr had completed 13-of-18 (72.2%) of his passes for 103 yards with an eight-yard scoring throw to TE Jimmy Graham and a 104.6 passer rating to help put New Orleans ahead 17-0 over the Packers before being forced to leave in the third quarter with a sprained AC joint injury.

• Carr was a model of efficiency in the Oct. 8 34-0 shutout of New England, completing 18-of-26 passes (69.2%) for 183 yards with two touchdowns, zero interceptions and a 114.7 passer rating, his highest as a Saint to date.

• On Oct. 15 at Houston, Carr finished 32-of-50 passing (64.0 pct.) for 353 yards, one touchdown and one interception, also carrying two yards for a first down. It was the tenth-highest passing yardage total of Carr's career and his highest total as a Saint to date.

• On Oct. 19 vs. Jacksonville, Carr completed 33-of-55 passes for 301 yards with a 17-yard touchdown to Michael Thomas, as he became the first Saints passer to have back-to-back weeks of at least 300 yards passing since Drew Brees in Weeks 14 and 15 of the 2019 campaign.

• In the Oct. 29 win at Indianapolis, Carr was in complete control, as he completed 19-of-27 passes for 310 yards with two touchdowns, including a 58-yard touchdown pass to Shaheed, one of two completions of 50-yards or more to the speedster, as he became the first Saints passer to have three consecutive weeks of at least 300 yards passing since Brees did so in four straight from Dec. 21, 2015-Sept. 11, 2016. It was also the first time Carr threw for 300 yards in three straight contests since Weeks One-Three of 2021.

• In the Nov. 5 24-17 win over Chicago, Carr completed 25-of-34 passes (73.5%) for 211 yards, two TDs and a 108.8 passer rating. Carr engineered a fourth quarter, go-ahead, game-winning drive, where he completed both passing attempts for 18 yards,.

• On Nov. 26, at Atlanta, Carr completed 24-of-38 passes for 304 yards with three completions of 25 yards or more for his fifth performance of at least 300 yards of the season.

• On Dec. 3, vs. Detroit, Carr completed 17-of-22 passes (77.3%) for 226 yards with one touchdown and a 105.5 passer rating, as he completed his final 15 attempts.

WHERE HE RANKS

Since entering the National Football League in 2014, Carr's totaled 37,983 passing yards, fourth-best mark in the NFL over that span.

PASSING YARDS SINCE 2014

Yards	QB	Teams
40,065	Tom Brady	NE/TB
39,320	Matt Ryan	Atl./Ind.
38,151	Kirk Cousins	Was./Min
37,983	Derek Carr	Rai./NO
37,114	Matthew Stafford	Det./LAR

Carr's 38 career games of at least 300 yards passing are eighth in the NFL since 2014

300-YARD PASSING GAMES SINCE 2014

300-Yard Games	Quarterback
54	Tom Brady
52	Matt Ryan
48	Kirk Cousins
45	Drew Brees
43	Patrick Mahomes
40	Philip Rivers
40	Ben Roethlisberger
38	Derek Carr

His 228 touchdown passes since 2014 are also tied for the sixth-most in the NFL over that span.

TOUCHDOWN PASSES SINCE 2014

Touchdowns	Quarterback
290	Tom Brady
287	Aaron Rodgers
277	Russell Wilson
262	Kirk Cousins
240	Matthew Stafford
228	Derek Carr
228	Matt Ryan
214	Patrick Mahomes
208	Drew Brees

His 3,462 completions since 2014 are also the second-most in the NFL over that span, the most among an active player and ranked 22nd in NFL record books, needing four to surpass Kirk Cousins for 21st and 16 to move into the top 20.

COMPLETIONS SINCE 2014

Completions	Quarterback
3,575	Tom Brady
3,462	Derek Carr
3,458	Matt Ryan

20+ TDS

With 24 touchdown passes in 2022, Derek Carr notched his eighth career season with 20+ passing touchdowns, tied for the third-most 20-touchdown seasons by NFL signal-callers since 2014.

SEASONS WITH 20+ PASSING TOUCHDOWNS-SINCE 2014

Rk.	Quarterback	Seasons
1t.	Tom Brady	9
1t.	Russell Wilson	9
3t.	Derek Carr	8
3t.	Matt Ryan	8
3t.	Aaron Rodgers	8
3t.	Kirk Cousins	8

20+ TDS

Carr's only the sixth player in NFL history to have eight or more campaigns with 20+ passing touchdowns in their first nine seasons, seeking to make it ten of ten in 2023.

SEASONS WITH 20+ PASSING TOUCHDOWNS-FIRST 9 NFL SEASONS

Rk. Quarterback	Seasons
1t. Russell Wilson	9
1t. Peyton Manning	9
1t. Dan Marino	9
4t. Derek Carr	8
4t. Matt Ryan	8
4t. Eli Manning	8

Carr is also currently one of only six quarterbacks with 20+ passing touchdowns in each of the last four seasons (2019-22), joining Josh Allen, Tom Brady, Patrick Mahomes, Aaron Rodgers and Kirk Cousins, seeking to do so in the fifth consecutive season in 2023.

MULTI-TD GAMES

Carr's 72 career games with multiple passing touchdowns are ranked sixth since entering the league in 2014.

GAMES WITH MULTIPLE TD PASSES SINCE 2014

Rk. Quarterback	No.
1. Aaron Rodgers	92
2. Tom Brady	89
3. Russell Wilson	84
4. Kirk Cousins	82
5. Matthew Stafford	75
6. Derek Carr	72

3,000 X 9

Carr's one of just three quarterbacks in National Football League history to pass for at least 3,000 yards in each of his first nine seasons in the league, just 239 in 2023 from doing so in his first ten.

QBS W/9 3,000 YARD SEASONS TO START CAREER

Quarterback	Years
Derek Carr	2014-22
Peyton Manning	1998-2006
Russell Wilson	2012-20

35,000+ IN 9

Carr is one of just four players in NFL record books to reach 35,000 yards in their first nine seasons.

PASSING YARDS - FIRST NINE SEASONS

Rk. Quarterback	Yards
1. Matt Ryan	37,701
2. Peyton Manning	37,586
3. Dan Marino	35,386
4. Derek Carr	35,222

CLUTCH CARR

Carr has now thrown three passing touchdowns in overtime in his career. Since overtime began in the NFL in 1974, his three passing touchdowns are tied for the second most, only behind Drew Bledsoe's four.

OVERTIME PASSING TOUCHDOWNS-SINCE 1974

Rk. Quarterback	Pass TDs
1. Drew Bledsoe	4
2t. Derek Carr	3
2t. Dak Prescott	3
2t. Terry Bradshaw	3

CHUNK PLAYS

Carr owns 312 completions of 20 yards or more over the last six seasons (2018-23), the third-most in the NFL over that span.

20+ YARD COMPLETIONS - SINCE 2018

Rk. Quarterback	No.
1. Patrick Mahomes	358
2. Jared Goff	331
3. Derek Carr	312
4. Tom Brady	301

CHUNK PLAYS

Carr owns 292 completions of 25 yards or more over his ten-year career, the fourth-most in the National Football League over that span.

25+ YARD COMPLETIONS - SINCE 2014

Rk. Quarterback	No.
1. Russell Wilson	316
2. Tom Brady	309
3. Kirk Cousins	306
4. Derek Carr	298
5. Aaron Rodgers	288

Carr owns 89 completions of 40 yards or more in his career, the fourth-most in the National Football League over that span (2014).

40+ YARD COMPLETIONS - SINCE 2014

Rk. Quarterback	No.
1. Russell Wilson	102
2. Matthew Stafford	94
3. Aaron Rodgers	93
4. Derek Carr	89
5. Kirk Cousins	87
6. Ben Roethlisberger	84
7. Tom Brady	82

In 2022, Carr led the NFL with 10 touchdown passes for 30+ yards. His 54 career 30-yard touchdown passes since 2014 are the most over that span.

30+ YARD PASSING TDs - 2022 SEASON

Rk. Quarterback	No.
1. Derek Carr	10
2t. Joe Burrow	8
2t. Jalen Hurts	8
2t. Tua Tagovailoa	8
2t. Geno Smith	8

JAMEIS WINSTON

- The 2013 Heisman Trophy winner at Florida State and the first pick in the 2015 NFL Draft, Winston has appeared

in 91 games with 80 starts, completing 1,763-of-2,882 passes (61.2%) for 22,104 yards with 141 touchdowns, 99 interceptions and an 87.0 rating, adding 1,216 rushing yards and 11 touchdowns. In 2021, before suffering a season-ending knee injury in Week Eight, Winston completed 95-of-161 passes for 1,170 yards, 14 touchdowns, three interceptions and a 102.8 passer rating, ranked first in the NFL at the time of his injury in touchdown percentage (8.7).

- Serving as the backup to Carr with extensive starting experience, Winston has completed 25-of-47 passes for 264 yards with two touchdowns and three interceptions.

TAYSOM HILL

- Hill's brought unheralded versatility to the Saints offense and special teams. A constant participant on special teams from midseason in 2017, as well as the backup signal-caller and as a runner and receiver, Hill has played in 93 regular season games with 40 starts at several positions. He has carried 387 times for 2,104 yards, the most by a Saint not to play running back, with 27 touchdowns, tied for seventh in club records, caught 69 passes for 694 yards with ten touchdowns, completed 190-of-295 passes (64.8%) for 2,337 yards with 11 touchdowns, returned 18 punts for 429 yards, made 15 special teams tackles and one blocked punt.

- In 2022, Hill assisted the Black and Gold offense in multiple facets. He contributed on both offense and special teams in the season opener at Atlanta, Hill carried four times for a club-best 81 yards (20.3 avg.), including a career-long 57-yard carry, as well as an 11-yard rushing touchdown on the same first quarter drive of his long run. Hill also caught a pass for a two-yard gain and contributed on multiple special teams units both on the coverage and return teams. Overall, he ranked second on the team in rushing with 96 carries for a career-high 575 yards (club-best 6.0 avg.) with a club-best seven rushing touchdowns, nine catches for 75 yards with two scores, leading the team in total touchdowns, while completing 13-of-19 passes for 240 yards with two touchdown throws and a 146.3 passer rating.

- In 2023, Hill ranks second on the team in rushing with 70 carries for 346 yards (4.9 avg.) with four touchdowns to tie for the team lead, has caught a career-high 26 passes for 229 yards with one touchdown, has completed five of eight passes for 72 yards (62.5%) with one touchdown with a 131.3 passer rating and has one special teams tackle.

RENAISSANCE MAN

Hill enjoyed an all-around standout versatile performance in the November 5 win over Chicago, when he led the team in rushing, carrying 11 times for 52 yards (4.7 avg.), completed a three-yard touchdown pass to tight end Juwan Johnson and caught four passes for 13 yards with one touchdown. With his touchdown reception from Carr, the tenth of his career, Hill became the first player since the 1970 AFL-NFL merger and the first player since quarterback/halfback Frank Gifford to have at least ten career rushing touchdowns, passing touchdowns and receiving touchdowns. Hill has 27 rushing touchdowns, 11 touchdown passes and ten touchdowns in his career and became the second player in NFL history with at least 25 rushing touchdowns, ten touchdown passes and ten touchdown receptions, joining Gifford (34 rushing touchdowns, 14 touchdown passes and 43 touchdown receptions). Given the historical element of Hill's accomplishments, the Pro Football Hall of Fame has requested several items that were worn and used by Hill in his historic performance that now stands as an exhibit to fans at the museum.

RUNNING BACKS

ALVIN KAMARA

- A talented runner and receiver with a 5-10, 215-pound frame who was selected by the Saints in the third round of the 2017 NFL Draft out of the University of Tennessee, Kamara enjoyed an outstanding rookie campaign. He ranked first on the club and sixth in the NFL in yards from scrimmage (1,554), second on the team in rushing and receiving, carrying 120 times for 728 yards (6.1 avg.) with eight TDs and a two-point conversion, catching 81 passes for 826 yards (10.2 avg.) with five TDs and a kickoff return for a TD for a club rookie record 14 total scores, tied for second in the NFL. Kamara finished first in the NFL in yards per carry.

- Kamara was the first Saints offensive rookie selected to the Pro Bowl since Rueben Mayes (1986), as an AP second team All-Pro (flex), the clubs' first rookie All-Pro since 1993. He was named *The Sporting News* NFL Rookie of the Year and AP NFL Offensive Rookie of the Year.

- In nine games in 2023, Kamara leads New Orleans in rushing with 133 carries for 508 yards and four touchdowns to tie for the team lead, leading NFL running backs in receiving with 60 receptions for 413 yards with one touchdown for a club-best 921 total yards from scrimmage.

SCRIMMAGE LEADER

Since entering the National Football League in 2017, Kamara ranks third in the league in total yards from scrimmage (9,809). Kamara is the first NFL player since Julio Jones (2014-19) to have six consecutive seasons of at least 1,300 total yards from scrimmage.

NATIONAL FOOTBALL LEAGUE YARDS FROM SCRIMMAGE LEADERS SINCE 2017

Rk.	Player	No.
1.	Derrick Henry	9,978
2.	Christian McCaffrey	9,943
3.	Alvin Kamara	9,809
4.	Tyreek Hill	9,727

On Sunday vs. Detroit, Kamara surpassed Colston to become the franchise's total yards from scrimmage leader (9,809), needing 191 to reach 10,000.

NEW ORLEANS SAINTS CAREER YARDS FROM SCRIMMAGE LEADERS

Rk. Saint	No.
1. Alvin Kamara, 2017-	9,809
2. Marques Colston, 2006-15	9,766
3. Deuce McAllister, 2001-08	8,304

ALL-PURPOSE LEADER

The franchise's all-purpose yardage (rushing, receiving, kickoff return and punt return yardage) leader, in the October 29 win at Indianapolis, Kamara became the first Saint with 10,000 career all-purpose yards.

NEW ORLEANS SAINTS CAREER ALL-PURPOSE YARDAGE LEADERS

Rk. Saint	No.
1. Alvin Kamara, 2017-	10,477
2. Marques Colston, 2006-15	9,766
3. Deuce McAllister, 2001-08	8,931

TOUCHDOWN LEADER

In the Saints' 2020 Christmas Day 52-33 win over the Minnesota Vikings, Kamara tied the NFL record for total touchdowns and rushing touchdowns (6), as he carried 22 times for a career-high 155 yards (7.0 avg.), adding three receptions for 17 yards for 172 yards from scrimmage. The rushing touchdowns record tied the record held by Ernie Nevers of the Chicago Cardinals since Nov. 28, 1929, while for total touchdowns, Kamara joins Nevers, Cleveland's Dub Jones (Nov. 25, 1951) and Chicago's Gayle Sayers (Dec. 12, 1965). The performance catapulted Kamara to the NFL's touchdown lead, as he joined running back Dalton Hilliard as only the second Saint to lead the league in touchdowns.

2020 NFL TOUCHDOWN LEADERS

Rk.	Player	No.
1.	Alvin Kamara, NO	21.
2t.	Tyreek Hill, KC	17
2t.	Dalvin Cook, Min.	17
2t.	Davante Adams, GB	17

SAINTS SINGLE SEASON TOUCHDOWN LEADERS

Rk. Saint	No.
1. Alvin Kamara, 2020	21
2t. Alvin Kamara, 2018	18
2t. Dalton Hilliard, 1989	18

Through his first seven seasons since being drafted, Kamara is the club's all-time leader in multiple touchdown performances with two multi-score games in 2023

SAINTS CAREER MULTI-TOUCHDOWN GAMES

Rk. Saint	No.
1. Alvin Kamara, 2017-	22
2t. Marques Colston, 2006-15	15
2t. Deuce McAllister, 2001-09	15

With a two-yard rushing touchdown at the start of the second quarter in the October 8 34-0 shutout victory over New England at Gillette Stadium, Kamara became the franchise's all-time leader with his 73rd career score, doing so in only his seventh season. In NFL record books, Kamara is tied with WRs Fred Biletnikoff and Dez Bryant, RBs Christian McCaffrey and Steve Van Buren and TE Travis

Kelce for 77th all-time in total touchdowns

NEW ORLEANS SAINTS CAREER TOTAL TD LEADERS

Rk. Saint	No.
1. Alvin Kamara, 2017-	77
2. Marques Colston, 2006-15	72
3. Mark Ingram, 2011-18, 21-	57

THIRD THROUGH FIVE

After Kamara's two-touchdown performance in the 2021 Week Five win over Washington, Kamara's 19 career games with at least two touchdowns are tied with four players for the third-most such games by a player in his first five seasons in NFL history. Only Pro Football Hall of Famers Ladainian Tomlinson (21) and Emmitt Smith (20) had more than Kamara's total from 2017-21.

TEN OF ONE OF EACH

With the one rushing touchdown, two receiving touchdown performance in an October 30, 2022 victory vs. the Las Vegas Raiders, Kamara along with San Francisco's Christian McCaffrey on the same day became the first two players in National Football League history to have at least 10 games with at least one rushing and one receiving touchdown in their first seven seasons. Only Marshall Faulk (15), Brian Westbrook (12) and McCaffrey (12) have more in league record books.

Kamara in his first game returning from a knee injury in the December 12, 2021 30-9 win at the New York Jets rushed 27 times for 120 yards with a score and caught 4 passes

67 THROUGH 70

for 25 yards. Kamara's touchdown run in the second quarter was the 67th score of his career and tied him for the second-most touchdowns in a player's first 70 games since the league merger behind LaDainian Tomlinson's 68 touchdowns in 67 career games.

TWO-POINT LEADER

With two, two-point conversions on Nov. 12 at Minnesota, Kamara is now tied for first in NFL record books with Pro Football Hall of Fame RB and New Orleans native Marshall Faulk, needing one more to become the NFL's all-time record holder. Kamara has three two-point conversions in 2023, needing one to tie Baltimore TE Todd Heap for the NFL's single-season record.

ON THE RUN

Kamara finished 2018 ranked second in the National Football League with a club-record 14 rushing touchdowns and tied for second with a franchise-best 16 scores on the ground in 2020.

2018 NFL RUSHING TOUCHDOWN LEADERS

Rk.	Player	No.
1.	Todd Gurley, LAR	17
2.	Alvin Kamara, NO	14

2020 NATIONAL FOOTBALL LEAGUE RUSHING TOUCHDOWN LEADERS

Rk.	Player	No.
1.	Derrick Henry, Ten.	17
2t.	Alvin Kamara, NO	16
2t.	Dalvin Cook, Min.	16
2t.	Dalvin Cook, Min.	16

Kamara became the franchise's all-time rushing touchdown leader on Sunday vs. Detroit.

SAINTS CAREER RUSHING TOUCHDOWN LEADERS

Rk.	Saint	No.
1.	Alvin Kamara, 2017-	53
2.	Mark Ingram, 2011-18, 2021-22	52
3.	Deuce McAllister, 2001-09	49

The 51 rushing touchdowns since coming into the league in 2017 are ninth over that period.

RUSHING TOUCHDOWNS SINCE 2017

Rk.	Player	No.
1.	Derrick Henry, Ten	81
2.	Ezekiel Elliott	55
3.	Alvin Kamara, NO	53
4.	Todd Gurley, LAR/Atl.	51
5.	Christian McCaffrey	50
6t.	Nick Chubb, Cle.	48
6t.	James Conner, Pit./Ari.	48

DUAL THREAT

Kamara has posted double-digit catch performances in the same season for the first time in 2023. Kamara's seven career games of ten or more catches is tied for second in NFL history.

MOST GAMES WITH 10-PLUS RECEPTIONS, RUNNING BACKS, NFL HISTORY

Rk.	Player	Games
1.	Christian McCaffrey, Car./SF	11
2t.	Alvin Kamara, NO	7
2t.	Austin Ekeler, LAC	7
3t.	LaDainian Tomlinson, SD	6
3t.	Larry Centers, Ari./Was./Buf./NE	6

The dual-threat weapon also has 11 career games with a rushing and receiving touchdown after having one of each on Oct. 29 at Indianapolis, tied for No. 5 in NFL history with Pro Football Hall of Fame running back Jim Brown and and the only player to do so in Saints history.

MOST GAMES WITH A RUSHING TOUCHDOWN AND RECEIVING TOUCHDOWN, NFL HISTORY

Rk.	Player	Games
1.	Marshall Faulk, Ind./StL	15
2.	Christian McCaffrey, Car./SF	13
3t.	Brian Westbrook, Phi./SF	12
3t.	Lenny Moore, Bal. Colts	12
5t.	Alvin Kamara, NO	11
5t.	Jim Brown, Cle.	11
7.	Austin Ekeler, LAC	10

RECEIVING LEADER

In 2018, Kamara's 81 receptions in only 15 games played after sitting out the regular season finale were ranked fourth in the NFL among running backs.

MOST RECEPTIONS BY RB-NFL (2018)

Player	Rec.	Yds.	Avg.	TDs
1. Christian McCaffrey, Car.	107	867	8.1	6
2. Saquon Barkley, NYG	91	721	7.9	4
3. James White, NE	87	751	8.6	7
4. Alvin Kamara, NO	81	709	8.8	4

RECEIVING LEADER

In 14 games in 2019, Kamara finished third in the NFL in receptions by running backs (81). He led New Orleans in rushing, carrying 171 times for 797 yards (4.7 avg.) and five TDs. With 1,330 yards from scrimmage, Kamara joined Deuce McAllister (2002-04) as the second Saint to have 1,300 yards from scrimmage in three consecutive seasons.

MOST RECEPTIONS BY RB-NFL (2019)

Player	Rec.	Yds.	Avg.	TDs
1. Christian McCaffrey, Car.	116	1,005	8.7	4
2. Austin Ekeler, LAC	92	993	10.8	8
3. Alvin Kamara, NO	81	533	6.6	1

In 2020, Kamara led NFL running backs in receiving with a club-best 83 receptions for 756 yards and five TDs, first in yards after the catch (742), third in total yards from scrimmage (1,516) and second in first downs (83).

MOST RECEPTIONS BY RUNNING BACK-NFL (2020)

Running Back	Rec.	Yds.	Avg.	TDs
1. Alvin Kamara, NO	83	756	9.1	5
2. J.D. McKissic, Was.	80	589	7.4	2

2020 NFL YARDS AFTER THE CATCH LEADERS

Rk.	Player	No.
1.	Alvin Kamara, NO	742
2.	Darren Waller, LV	576

In eight games in 2023, Kamara leads NFL running backs in receiving with 54 receptions for 355 yards with one TD.

MOST RECEPTIONS BY RUNNING BACK-NFL (2023)

Running Back	Rec.	Yds.	Avg.	TDs
1. Alvin Kamara, NO	60	413	6.9	1
2. Christian McCaffrey, SF	51	429	8.4	5
3. Rachaad White, TB	46	386	8.4	1
4. Breece Hall	44	349	7.9	2
5t. Jahmyr Gibbs, Det.	42	272	6.5	0
5t. Tony Pollard, Dal.	42	248	5.9	0

Kamara ranks first in Saints history among running backs in receptions, receiving yards and receiving touchdowns.

RB RECEPTIONS IN NEW ORLEANS SAINTS HISTORY

Player	Seasons	Receptions
Alvin Kamara	2017-	490
Pierre Thomas	2007-14	327

RB RECEIVING YARDS IN SAINTS HISTORY

Player	Seasons	Receiving Yards
Alvin Kamara	2017-	4,166
Pierre Thomas	2007-14	2,608

RB TOUCHDOWN RECEPTIONS IN SAINTS HISTORY

Player	Seasons	Receiving TDs
Alvin Kamara	2017-	23
Darren Sproles	2011-13	16
Dalton Hilliard	1986-93	14
Wayne Wilson	1979-86	14

Since entering the league in 2017, Kamara's 490 receptions and 4,166 receiving yards rank second among running backs, while his 23 receiving touchdowns are third.

RUNNING BACK RECEPTIONS SINCE 2017

Player	Team	Receptions
Christian McCaffrey	Carolina-SF	493
Alvin Kamara	New Orleans	490
Austin Ekeler	LA Chargers	420

RUNNING BACK RECEIVING YARDS SINCE 2017

Player	Team	Receiving Yards
Christian McCaffrey	Carolina	4,185
Alvin Kamara	New Orleans	4,166
Austin Ekeler	LA Chargers	3,743

RUNNING BACK RECEIVING TOUCHDOWNS SINCE 2017

Player	Team	Receiving TDs
Austin Ekeler	LA Chargers	30
Christian McCaffrey	Carolina	27
Alvin Kamara	New Orleans	23

VERSATILE THREAT

In 2020, Kamara carried 187 times for a club-best and career-high 932 yards (5.0 avg.) with a franchise-record 16 TDs, becoming the second Saint to reach double-digits in rushing scores in two seasons. He caught a team-high 83 passes for a club-best 756 yards and five TDs, leading the team in rushing, receiving and receiving yardage.

2020 NFL YARDS FROM SCRIMMAGE LEADERS

Player	Team	Total Yds.	Rush	Rec.
1. Derrick Henry	Ten.	2,141	2,027	114
2. Dalvin Cook	Min.	1,918	1,557	361
3. Alvin Kamara	NO	1,688	932	756

SAINTS SINGLE SEASON YARDS FROM SCRIMMAGE LEADERS

Saint	Year	Total Yds.	Rush	Rec.
1. Deuce McAllister	2003	2,157	1,641	516
2. George Rogers	1981	1,800	1,674	126
3. Dalton Hilliard	1989	1,776	1,262	514
4. Ricky Williams	2001	1,756	1,245	511
5. Deuce McAllister	2002	1,740	1,388	352
6. Michael Thomas	2019	1,716	1,725	-9
7. Alvin Kamara	2020	1,688	932	756

2020 NFL FIRST DOWNS LEADERS

Player	Team	First Dns.	Rush	Receive
1. Dalvin Cook	Min.	108	91	17
2. Derrick Henry	Ten.	102	98	4
3. Alvin Kamara	NO	93	58	35

NFL 2020 ALL-PURPOSE YARD LEADERS

Rk. Player	No.
1. Derrick Henry, Ten	2,141
2. Dalvin Cook	1,918
3. Alvin Kamara, NO	1,732

Kamara's 48 regular season games of 100+ scrimmage yards since 2017 are ranked second in the NFL:

MOST 100+ TOTAL YARDS FROM SCRIMMAGE GAMES SINCE 2017

Rk. Player	No.
1. Christian McCaffrey, Car.-SF	52
2. Alvin Kamara, NO	48
3. Derrick Henry, Ten	47

JAMAAL WILLIAMS

- Signed by the Saints as an unrestricted free agent from Detroit in the offseason, Williams is a talented runner who had a breakout season in 2022, as he led the National Football League and set a Lions single-season franchise record for rushing touchdowns with 17. In 17 games with nine starts for Detroit, Williams added on 262 attempts for 1,066 rushing yards and 12 receptions for 73 yards, producing the first 1,000 yard rushing season of his career.

- The former BYU star's talent came consistently all over the field, as well as in short bursts, as ten of his rushing touchdowns in 2022 came from exactly one yard out, tied for third-most in NFL history. A sound ballcarrier, he went 752 career touches before fumbling the ball and became the league's first active running back to reach 600 carries before fumbling.

- Since being drafted by Green Bay in the fourth round (134th overall) of the 2017 NFL Draft, Williams has played in 98 games with 42 starts, totaling 967 attempts for 3,799 yards and 30 touchdowns, while adding 169 receptions for 1,225 yards and eight touchdowns against only five fumbles.

2022 NATIONAL FOOTBALL LEAGUE RUSHING TOUCHDOWN LEADERS

Rk.	Player	No.
1.	Jamaal Williams	17.
2t.	Austin Ekeler	13
2t.	Derrick Henry	13
2t.	Jalen Hurts	13

- In the first two games of 2023, Williams rushed for 74 yards and caught a pass for eight yards before being put on Injured Reserve with a hamstring injury. After a return to action in Week Seven, Williams overall has played in eight games with two starts and rushed for 147 yards, forming a rushing trio with Kamara and his former college teammate, Hill.

WIDE RECEIVERS

CHRIS OLAVE

• A talented wide receiver who became one of the most prolific receivers in Buckeyes history, Olave played in 47 games and caught 176 passes for 2,711 yards (15.4 avg.) with 35 touchdowns. Olave's 35 career touchdown receptions set an Ohio State program record and ranks fourth in Big Ten history. His 11 career 100-yard games also ranks second in school history. Olave entered the starting lineup in 2019 with immediate results. He helped lead the Buckeyes to three consecutive Big Ten championships (2018-2020) and back-to-back College Football Playoff appearances (2019, 2020). In the 2020 CFP Semifinal vs. Clemson, Olave had a career night, hauling in six passes for 132 yards and two touchdowns in a 49-28 win, securing a bid to play in the championship game. Olave seamlessly integrated into the Saints offense following a standout senior campaign, where he caught 65 passes for 936 yards (14.4 avg.) and 13 touchdowns, tied for sixth nationally, as he was selected as an AFCA first-team All-American and a consensus second-team All-American.

• Following a September, where he captured NFL Offensive Rookie of the Month honors with 17 grabs for a league rookie-best 268 yards, including scoring receiving touchdowns in back to back contests, Olave led the team in receiving, yards per catch and receiving yardage with 72 grabs for 1,042 yards (14.5 avg.) with four touchdowns along with a successful two-point conversion, ranking second among rookies in receiving yardage and tied for second in catches and third down grabs (26). Olave became the first Saints rookie since Danny Abramowicz (1967) to lead the team in receiving, receiving yardage and yards per catch in his first campaign. The receiving yardage total was second all-time among Saints rookies, as he was only the third Black and Gold rookie to reach 1,000.

1,000 CLUB

Chris Olave became the 24th player since the 1970 AFL-NFL merger to record 1,000 receiving yards in his rookie season in 2022, recording 1,042.

Player/Season	Receiving Yards
Ja'Marr Chase, 2021	1,455
Justin Jefferson, 2020	1,400
Anquan Boldin, 2003	1,377
Randy Moss, 1998	1,317
Odell Beckham Jr. 2014	1,305

Player/Season	Receiving Yards
Michael Clayton, 2004	1,193
Michael Thomas, 2016	1,137
Terry Glenn, 1996	1,132
Bill Brooks, 1986	1,131
Garrett Wilson, 2022	1,103
Amari Cooper, 2015	1,070
Ernest Givins, 1986	1,062
A.J. Green, 2011	1,057
Mike Evans, 2014	1,051
A.J. Brown, 2019	1,051
Keenan Allen, 2013	1,046
Chris Olave, 2022	1,042
Joey Galloway, 1995	1,039
Marques Colston, 2006	1,038
Kyle Pitts, 2021	1,026
Jaylen Waddle, 2021	1,015
Cris Collinsworth, 1981	1,009
Kelvin Benjamin, 2014	1,008
John Jefferson, 1978	1,001

BY THE NUMBERS

2 - With 72 receptions for 1,042 yards (14.5 avg.), Olave joined Danny Abramowicz (1967), as the second Saints rookie to lead the team in receiving, receiving yardage and yards per catch in his rookie campaign with the club. In 2023, Olave leads the team in receiving and receiving yardage with 68 catches for 890 yards (13.1 avg.) with three touchdowns, ranked 16th in the NFL in catches and 13th in receiving yardsage.

3 - In 2023 with 110 yards on Sunday, Olave will be looking to join WRs Marques Colston (2006-07) and Michael Thomas (2016-17) to become only the third Saint to open his career with back-to-back 1,000-yard receiving campaigns.

5.2 - Olave's 5.2 receptions per game since entering the NFL in 2022, are the most by players drafted in 2022, to go with his 1,932 receiving yards.

BY THE NUMBERS

7 - Number of 100-yard receiving games by Olave, the most recent a season-high 119-yard effort on Sunday vs. Detroit on five grabs. Consecutive games where Olave recorded at least four receptions and at least 50 receiving yards from Sept. 18-Nov. 7, 2022. Also number of career touchdown receptions by Olave.

9 - Career-high number of receptions by Olave, who also had a career-best 147 receiving yards on Sept. 25, 2002 at Carolina.

11 - Selected with the 11th overall pick in the 2022 NFL Draft out of Ohio State, Olave is the highest pick for a Saints wideout since Wes Chandler (third overall) in 1978.

12 - Olave led all rookies with 12 games with 50-or-more receiving yards, tied for the third-most such games ever by a rookie, trailing only Michael Clayton (14 games in 2004) and Terry Glenn (13 in 1996).

26 - Olave's 26 third down receptions were ranked second among NFL rookies in 2022 and was tied for ninth overall in the league.

63 - Olave has 63 receptions in 2023, ranked first on the team and ranked 17th in the National Football League.

69.5 - Olave led all NFL rookies with 69.5 receiving yards per game in 2022.

72 - With 72 receptions in 2022, Olave was tied for second among NFL rookies, the fourth-highest total by a Saints rookie all-time.

345 - With 345 fourth quarter receiving yards in 2022, Olave finished ranked second of all National Football League rookies and was ranked second in the NFC and fifth in the league overall.

1,042 - With 1,042 receiving yards, Olave was ranked second among National Football League rookies and was the second-highest total all-time for a Saints rookie behind Michael Thomas' 1,137 yards (2016).

1,813 - With 1,932 receiving yards, Olave is ranked first among draft picks through his first two seasons from the Class of 2022.

ROOKIE RANKS

Olave ranked first among rookies in receiving yards per game (69.5) and 50-or-more receiving yard games (12), second among in receiving yards (1,042) and fourth quarter receiving yards (345), tied for second in receptions (72) and third down receptions (26), third with 217 yards after the catch and ranked fourth in yards per catch (14.5).

2022 NFL ROOKIE RECEIVING LEADERS

Rookie	Rec.	Yds.	Avg.	TDs
1. Garrett Wilson, NYJ	83	1,103	13.3	4
2t. Chris Olave, NO	72	1,042	14.5	4
2t. Drake London, Atl.	72	866	12.0	4

STARRY SOPHOMORE

Olave has picked up right where he left off from his rookie campaign in 2023, as he leads the team in receiving and receiving yardage with 68 receptions for 890 yards (13.1 avg.) with three touchdowns, tied for the team lead.

TIGHT ENDS

JUWAN JOHNSON

- The former Penn State and Oregon wideout joined the Saints in 2020 following the NFL Draft and transitioned to tight end his second season. In 2022, the New Jersey native had a breakout campaign as he appeared in 16 games with 12 starts and finished with 42 receptions for 508 yards and a team-best seven touchdown grabs. Johnson's touchdown grab total was tied for third among National Football League tight ends.

- In eight games in 2023, Johnson has 18 receptions for 143 yards with one touchdown to lead the tight end corps in receiving. After missing four contests with a calf injury, Johnson's returned to action Oct. 29 and has been an asset as a receiver and a blocker.

FOSTER MOREAU

- This veteran tight end and New Orleans native enters his fifth National Football League season and first with the Black and Gold after spending his first four seasons with the Oakland/Las Vegas Raiders. In his career, Moreau has appeared in 71 regular season games with 40 starts and has recorded 104 receptions for 1,250 yards (12.0 avg.) with 13 touchdowns and has posted at least 30 catches in each of his last two campaigns. In 2022, the former Jesuit High School and LSU standout set career-highs in receptions (33) and receiving yards (420), while adding two touchdowns.

- Moreau got on the scoreboard for the first time as a Saint on Oct. 8 at New England with a fourth quarter six-yard grab. He has 13 grabs for 143 yards to tie the tight ends corps lead in receiving yardage.

JIMMY GRAHAM

• New Orleans' third round draft choice in 2010 after playing four years of basketball and just one year of football at the University of Miami (Fla.). Graham broke out in his second year with the Saints totaling 99 catches for 1,310 yards with 11 touchdowns and went on to lead the team in receiving for four consecutive seasons. Graham's production has been among the top 10 in NFL history at the tight end position in all three major categories: receptions, yards, and receiving touchdowns. Graham posts career totals of 714 receptions, 8,514 yards, and 86 touchdowns. His 86 receiving touchdowns rank 4th all time among NFL tight ends, while his 52 touchdowns as a Saint rank 2nd in franchise history. He and Kansas City's Travis Kelce are the only two tight ends in NFL history to have multiple seasons of 1,200-plus receiving yards and 10-plus receiving touchdowns. Graham returns to New Orleans, the location of his most personal and team success, after playing in seven campaigns with three other teams.

RECEIVING LEADER

Graham's 86 career touchdown receptions rank fourth among tight ends all-time, his 714 receptions seventh and his 8,514 receiving yards eighth.

CAREER TE RECEIVING TD TOTALS

Tight End	Rec.	Yds.	Avg.	TD
1. Antonio Gates	955	11,841	12.4	116
2. Tony Gonzalez	1,325	15,127	11.4	111
3. Rob Gronkowski	621	9,286	15.0	92
4. Jimmy Graham	715	8,520	11.9	87
5t. Jason Witten	1,228	13,046	10.6	74
5t. Travis Kelce	888	11,157	12.6	74

**RECEPTIONS BY A TE IN SAINTS HISTORY
(SINGLE SEASON)**

Tight End, Year	Rec.	Yds.	Avg.	TD
1. Jimmy Graham, 2011	99	1,310	13.2	11
2. Jimmy Graham, 2013	86	1,215	14.1	16
3t. Jimmy Graham, 2014	85	889	10.5	10
3t. Jimmy Graham, 2012	85	982	11.6	9

**RECEPTIONS BY A TIGHT END IN SAINTS HISTORY
(ALL-TIME)**

Tight End	Rec.	Yds.	Avg.	TD
1. Jimmy Graham	388	4,766	12.3	53
2. Hoby Brenner	267	3,849	14.4	21

**TOUCHDOWN RECEPTIONS IN TEAM HISTORY BY A
TIGHT END**

Tight End	Rec.	Yds.	Avg.	TD
1. Jimmy Graham	388	4,766	12.3	53
2. Henry Childs	207	3,224	15.6	27

RECEIVING YARDS BY A TE IN TEAM HISTORY (ALL-TIME)

Tight End	Rec.	Yds.	Avg.	TD
1. Jimmy Graham	388	4,766	12.3	53
2. Hoby Brenner	267	3,849	14.4	21

DEFENSIVE LINE**CAMERON JORDAN**

• New Orleans' first choice in the 2011 NFL Draft (24th overall) out of California, Jordan enjoyed another standout season in 2022, recording 66 tackles, a club-best 8.5 sacks for a loss of 67.5 yards, a team-high 12 stops for loss and 14 quarterback hits, two passes defended and two forced fumbles to tie for the team lead.

• In 2023, Jordan has started every contest and has recorded 36 tackles (16 solo), two sacks, three passes defended and one fumble recovery.

TIGHT ENDS

Jordan is now ranked first on the club's all-time sack list (117.5) and 23rd on the NFL's list.

**SAINTS ALL-TIME SACK LEADERS
(Since 1982)**

Rk. Player, Years	No.
1. Cameron Jordan, 2011-	117.5
2. Rickey Jackson, 1982-93	115.0
3. Wayne Martin, 1989-99	82.5

JORDAN SACK NOTES

After recording only one sack as a rookie in 2011, Jordan immediately picked up his production with eight takedowns in 2012. Jordan's 116.5 sacks since his second season (2012), leads the NFL over that span.

MOST SACKS IN THE NFL SINCE 2012

Rk.	Player, Team	No.
1.	Cameron Jordan, NO	116.5
2t.	Von Miller, Den.-LAR-Buf.	112
2t.	Chandler Jones, NE-Ari.-LV	112

With his three-sack performance on Jan. 1, 2023 at Philadelphia, Jordan became the sixth player since sacks became an official statistic in 1982 to record at least seven takedowns in 11 consecutive seasons, joining Reggie White (14 consecutive seasons), Chris Doleman (13), John Randle (12), Derrick Thomas (11) and Robert Mathis (11).

Jordan's 71 quarterback takedowns since 2017 are ranked second in the NFC and fourth in the NFL.

MOST SACKS IN THE NFL SINCE 2017

Rk.	Player, Team	No.
1.	T.J. Watt, Pit.	91.5
2.	Myles Garrett, Cle.	87.5
3.	Aaron Donald, LAR	81
4.	Cameron Jordan, NO	71
5.	Chris Jones, KC	70.5

Jordan's 117.5 career sacks are ranked second among active players.

LEADING ACTIVE NFL PLAYERS IN SACKS

Rk.	Player	No.
1.	Von Miller	123.5
2.	Cameron Jordan	117.5
3.	Justin Houston	112.0

MULTI-SACK GAMES

Jordan has posted 117.5 career sacks and is the only active player to have 90 takedowns and 50 passes defended. During this time, the Saints own a 57-23 regular season record when he corrals a signal-caller, and they boast a 24-3 mark in a multi-sack performance in the regular season,

including a three-sack performance on Jan. 1, 2023 at Philadelphia that made him the franchise's all-time leader in sacks, the same opponent of his first three-sack performance in 2012. With the three-takedown performance against the Eagles, Jordan's 27 multi-sack games are tied for first in franchise record books with Pro Football Hall of Fame linebacker Rickey Jackson's 27, with both of them leading the franchise with six performances of at least three sacks.

CAMERON JORDAN'S MULTIPLE SACK GAMES

Date	Opp.	Tackles	Solo	Asst.	Sacks	Yards
11/5/12	vs. Phi.	3	3	3	3	21
9/22/13	vs. Arz.	7	3	4	2	14
11/21/13	@ Atl.	7	3	4	2.5	10.5
12/8/13	vs. Car.	5	3	2	2	19
10/26/14	vs. GB	4	3	1	2	15
12/28/14	@ TB	6	4	2	1.5	9
10/15/15	vs. Atl.	7	6	1	3	12
10/25/15	@ Ind.	3	2	1	2	12
10/15/17	vs. Det.	5	4	1	2	12
11/5/17	vs. TB	7	5	2	1.5	9
11/26/17	@ LAR	4	4	0	2	20
12/24/17	vs. Atl.	3	3	0	2	10
9/16/18	vs. Cle.	2	2	0	2	11
9/23/18	at Atl.	5	4	1	2	8
11/22/18	vs. Atl.	4	4	0	2	9
11/29/18	@ Dal.	7	3	4	2	10
12/9/18	@ TB.	4	4	0	2	21
10/13/19	@ Jax.	4	3	1	2	12
10/20/19	@ Chi.	2	2	0	2	16
11/17/19	@ TB	3	1	2	1.5	12
11/28/19	@ Atl.	5	1	6	4	19
11/22/20	vs. Atl.	4	0	4	3	14
12/19/21	at TB	5	0	5	2	13
12/27/21	vs. Mia.	4	2	6	2	9
1/2/22	vs. Car.	8	6	2	3.5	21.5
10/9/22	vs. Sea.	3	3	0	2	23
1/1/23	at Phi.	5	5	0	3	16

JORDAN SACK NOTES

Cameron Jordan has posted 117.5 sacks overall, first in club record books and 23rd in NFL records. Below is a breakdown of them

BY CONFERENCE AND DIVISION

	<u>Sacks</u>	<u>Yards</u>
NFC	98.0	647.5
NFC SOUTH	53.5	362.0
NFC WEST	14.5	117.5
NFC NORTH	14.0	97.0
NFC EAST	12.0	71.0
AFC	23.5	132.5
AFC SOUTH	7.5	42.5
AFC EAST	6.5	50.0
AFC WEST	5.0	23.5
AFC NORTH	4.5	16.5

BY TEAM

	<u>Sacks</u>	<u>Yards</u>
Atlanta	23.0	118.0
Tampa Bay	17.0	131.5
Carolina	13.5	112.5
Philadelphia	7.0	39.0
Arizona	5.0	39.0
Chicago	4.5	23.0
L.A. Rams	4.0	37.0
Detroit	4.0	23.0
Minnesota	3.5	26.5
Seattle	3.0	28.0
San Francisco	2.5	13.5
L.A. Chargers	2.5	16.0
Green Bay	2.0	15.0
Cleveland	2.0	11.0
Dallas	2.0	10.0
Washington	2.0	16.0
Houston	2.0	15.0
Miami	2.0	19.0
Jacksonville	2.0	12.0

	<u>Sacks</u>	<u>Yards</u>
Indianapolis	2.0	12.0
Denver	2.0	5.0
Tennessee	1.5	3.5
Pittsburgh	1.5	3.5
New England	1.5	9.0
Buffalo	1.0	13.0
N.Y. Giants	1.0	6.0
Cincinnati	1.0	2.0
Las Vegas	0.5	2.5

Sacking Chicago QB Tyson Bagent on Nov. 5, Jordan has now dropped 47 different players.

BY PLAYER

	<u>Sacks</u>	<u>Yards</u>
Matt Ryan	23.0	118.0
Jameis Winston	10.0	70.5
Cam Newton	8.0	74.0
Gardner Minshew	5.0	28.0
Jared Goff	4.0	37.0
Matthew Stafford	4.0	23.0
Tom Brady	4.0	24.0
Sam Darnold	3.5	21.5
Josh Freeman	3.0	23.0
Carson Palmer	3.0	23.0
Michael Vick	3.0	21.0
Geno Smith	3.0	28.0
Kirk Cousins	2.5	24.5
Mitchell Trubisky	2.5	20.5
Colin Kaepernick	2.5	13.5
Ryan Tannehill	2.5	12.5
Dak Prescott	2.0	10.0
Tyrod Taylor	2.0	11.0
Kyler Murray	2.0	16.0
Andrew Luck	2.0	12.0
Josh McCown	1.5	9.0
Baker Mayfield	1.0	10.0

CONTINUED ON NEXT PAGE

JORDAN SACK NOTES

	<u>Sacks</u>	<u>Yards</u>
Brian Hoyer	1.0	10.0
Jacoby Brissett	1.0	0.0
Ben Roethlisberger	1.0	0.0
Jay Cutler	1.0	10.0
Thad Lewis	1.0	13.0
Kendall Hinton	1.0	1.0
Teddy Bridgewater	1.0	7.0
Eli Manning	1.0	6.0
Trevor Siemian	1.0	4.0
Sam Bradford	1.0	5.0
Andy Dalton	1.0	2.0
Alex Smith	1.0	6.0
Jalen Hurts	1.0	2.0
Philip Rivers	1.0	7.0
Tua Tagovailoa	1.0	9.0
Deshaun Watson	1.0	5.0
Will Grier	1.0	7.0
Nick Foles	1.0	8.0
Tyson Bagent	1.0	4.0
Justin Herbert	0.5	4.0
Derek Carr	0.5	2.5
Kenny Pickett	0.5	3.5
Mac Jones	0.5	4.0

MR. 200

Dec. 24, 2022 at Cleveland, Jordan played in his 200th career game (regular season/postseason combined) in a Black and Gold uniform, moving him into third place on the club's games played list. The following week at Philadelphia, Jan. 1, 2023, Jordan also started his 200th career game, joining Drew Brees as only the second player to start 200 games in Black and Gold uniform. On Sept. 24 at Green Bay, Jordan played in his 206th game, passing Thomas Morstead for sole possession of second in club record books. Oct. 29, at Indianapolis, Jordan became only the second Saint, first defensive Saint and 57th NFL defensive lineman to play in 200 career regular season contests. Nov. 5 vs. Chicago, he became only the second Saint to start 200 career regular season. Sunday vs. Carolina, Jor-

dan is expected to appear in his 205th career regular season contest, moving into a tie for 42nd all-time among league defensive linemen with former Saint and Pro Football Hall of Famer Doug Atkins.

**MOST GAMES PLAYED IN SAINTS HISTORY
(REGULAR SEASON AND POSTSEASON COMBINED)**

Rk. Player	No.
1. Drew Brees	245
2. Cameron Jordan	215
3. Thomas Morstead	205
4. Morten Andersen	200

**MOST GAMES PLAYED IN SAINTS HISTORY
(REGULAR SEASON)**

Rk. Player	No.
1. Drew Brees	228
2. Cameron Jordan	204
3. Morten Andersen	196

**MOST GAMES STARTED IN SAINTS HISTORY
(REGULAR SEASON)**

Rk. Player	No.
1. Drew Brees	228
2. Cameron Jordan	203

VERSATILE DEFENDER

Jordan's the only NFL defender to record at least 300 tackles, 60 sacks, 75 stops for loss and 90 quarterback hits since 2017. Since 2017, Jordan has posted 376 stops, 71 sacks, 89 tackles for loss and 130 quarterback hits.

FOUR IN A ROW

Jordan's had three consecutive contests of at least one sack in 2013, 2014, 2016, 2017-19 and 2021-22. With at least one sack in the final four contests of 2021, Jordan did so twice in a season for the first time. In the 2021 finale at Atlanta, when Jordan dropped Falcons QB Matt Ryan for the 23rd time, he finished the campaign with least one takedown in four consecutive games for the second time in his career, which matched a stretch from Oct. 6-27, 2019. In the Oct. 9, 2021 win vs. Seattle, with two sacks of QB Geno Smith, Jordan recorded takedowns in three consecutive games for the ninth season with his three-game streak in the 2022 campaign.

TACKLES FOR LOSS

Jordan's 89 tackles for loss since 2017 rank second in the NFC and is tied for third in the NFL over that period.

MOST TACKLES FOR LOSS IN THE NFL SINCE 2017

Rk.	Player, Team	No.
1.	Aaron Donald, LAR	116
2.	T.J. Watt, Pit.	101
3t.	Cameron Jordan, NO	89
3t.	Myles Garrett, Cle.	89

IRON MAN

Until missing the Dec. 12, 2021 contest at the New York Jets on the Reserve/COVID-19 list, Jordan had enjoyed the longest active games played streak among position players and the longest games started streak. Missing one contest in 2022 (eye), Jordan's played in at least 16 games in each of his 12 previous seasons, missing only two contests.

CONSECUTIVE REGULAR SEASON GAMES PLAYED BY ACTIVE DEFENSIVE LINEMEN THROUGH DEC. 9, 2021

Rk.	DL	Team	No.
1.	Cameron Jordan	NO	172
2t.	DaQuan Jones	Car.	60
2t.	B.J. Hill	Cin.	60

CONSECUTIVE REGULAR SEASON GAMES PLAYED BY ACTIVE POSITION PLAYERS THROUGH DEC. 9, 2021

Rk.	Defensive Player	Team	No.
1.	Cameron Jordan	NO	172
2.	Demario Davis	NYJ-NO	156

CONSECUTIVE REGULAR SEASON GAMES STARTED AMONG ACTIVE DEFENSIVE ENDS THROUGH 12/9/21

Rk.	Defensive End	Team	No.
1.	Cameron Jordan	NO	157
2.	Maxx Crosby	LV.	36

In the 2020 regular season finale, Jordan's consecutive games started streak became the longest in Saints records.

MOST CONSECUTIVE REGULAR SEASON GAMES STARTED BY NEW ORLEANS SAINTS PLAYERS

Rk.	Saint	Dates	No.
1.	Cameron Jordan	(1/2/12-12/2/21)	157
2.	Wayne Martin	(9/19/91-1/2/99)	144
3.	Jahri Evans	(9/10/06-9/15/13)	114

MOST CONSECUTIVE REGULAR SEASON GAMES PLAYED BY NEW ORLEANS SAINTS PLAYERS

Rk.	Saint	Dates	No.
1.	Cameron Jordan	(9/8/11-12/2/21)	172
2.	Jim Dombrowski	(10/25/87-11/3/96)	148

PRO BOWL LEADER

With eight Pro Bowl appearances as a Saint, no defensive player has more selections than Jordan in franchise record books and Jordan is ranked second in team records

SAINTS ALL-TIME PRO BOWL SELECTIONS

Rk.	Saint	Pro Bowl Selections
1.	Drew Brees	12
2.	Cameron Jordan	8
3.	William Roaf	7

YEAR BY YEAR

In addition to being the franchise's all-time sack leader, Jordan has led the Saints in takedowns a franchise-best nine times (2012-13, 2015-19, 2021-22).

MOST SEASONS LEADING NEW ORLEANS SAINTS IN SACKS

Player	Seasons	Sacks
Cameron Jordan	9	117.5
Rickey Jackson	5	115
Pat Swilling	5	76.5

LINEBACKERS

DEMARIO DAVIS

• This dependable and sure-tackling defender joined the New Orleans Saints in 2018 after spending his first six National Football League seasons with the New York Jets and Cleveland Browns. For his career, the Brandon, Miss. native has appeared in 188 career regular season games with 174 starts for the Jets (2012-15, 2017), Cleveland (2016) and the Saints (2018-), recording 1,297 stops (838 solo), 40 sacks, three interceptions, 54 passes defended, four forced fumbles, seven fumble recoveries and 24 special teams tackles. With a club-best seven stops on Jan. 1, 2023 at Philadelphia, Davis joined Bobby Wagner and Lavonte David as only the third active NFL player with 1,200 stops and with three on Sunday vs. Carolina would join them as only the third with 1,300.

•In 2018, Davis opened all 16 contests and led the team with 110 stops (74 solo), five sacks to lead the linebackers, four passes defended, two forced fumbles and one fumble recovery. Davis' abilities to diagnose and tackle played a key role in New Orleans ranking second in the NFL in opponent rushing yards per game and opponent rushing yards per play. Participating in the postseason for the first time, Davis led the defense with 22 stops (15 solo), an interception in the NFC Championship and a pass defense.

•In 2019, he posted 111 stops, ranked first on the club, four sacks, one interception and 11 passes defended to help spur the league's fourth-ranked run defense.

•In 2020, Davis filled up the stat sheet with a team-leading 119 tackles (74 solo), four sacks and six passes defended, becoming the first Saint to lead the team in tackles in three consecutive seasons since Jonathan Vilma (2008-10).

2020 NEW ORLEANS SAINTS TACKLE LEADERS

Rk. Saint	No.
1. Demario Davis	119
2. Malcolm Jenkins	91
3. C.J. Gardner-Johnson	65

•In 2021 Davis led the team in tackles for the fourth consecutive season with 105 stops (70 solo), three sacks and seven passes defended, With 105 stops in 2021, Davis became the first Saint to reach the century mark in four consecutive seasons since S Roman Harper (2008-12) and joined Joe Federspiel as only the second Saint to exceed 100 stops in four consecutive seasons.

2021 NEW ORLEANS SAINTS TACKLE LEADERS

Rk. Saint	No.
1. Demario Davis	105
2. Malcolm Jenkins	79
3. Marcus Williams	74

• In 2022, Davis led the team in stops for the fifth straight season as he posted 109 tackles (53 solo), a career-high 6.5 sacks, one interception, six passes defended and one fumble recovery as he was selected to the Pro Bowl Games for the first time in his career. He joined Federspiel and Harper as only the third Saint to have 100 stops in five straight seasons, has done so in his last six campaigns and his ninth season overall of his 11-year National Football League career.

2022 NEW ORLEANS SAINTS TACKLE LEADERS

Rk. Saint	No.
1. Demario Davis	109
2. Tyrann Mathieu	91
3. Pete Werner	79

CONSECUTIVE SEASONS W/ 100 TACKLES BY A SAINT

(SAINTS DID NOT TRACK TACKLES BEFORE 1975)

Player	Consec. Seasons	Tackles
Joe Federspiel	6 (1975-80)	818
Demario Davis	5 (2018-22)	554
Roman Harper	5 (2008-12)	573

• In 2023, Davis has started every contest and again leads the Black and Gold in tackles with 83 stops (52 solo), ranked second with four sacks and adding one forced fumble and three passes defended.

2023 NEW ORLEANS SAINTS TACKLE LEADERS

Rk. Saint	No.
1. Demario Davis	83
2. Pete Werner	67
3. Carl Granderson	57

Davis is one of the National Football League's three leading active tacklers.

ACTIVE NFL TACKLE LEADERS

Player	Seasons	Tackles
Bobby Wagner	12 (2012-)	1,649
Lavonte David	12 (2012-)	1,614
Demario Davis	12 (2012-)	1,297

IRON MAN

Davis who had never missed a game in his career until December 27, 2021 vs. Miami due to COVID-19 protocols, ranks as one of the league's most durable defenders, while playing one of the game's most physically demanding positions. His 158 consecutive games played streak was the longest in the NFL by a position player and his 79 straight games started were the most at his position. In 2022, Davis was one of three Black and Gold starting defenders to open every contest, joining safety Tyrann Mathieu and defensive tackle David Onyemata. More impressive, he was the only linebacker in the NFL to play in every defensive snap for his teams.

PETE WERNER

- New Orleans selected this three-year starter from Ohio State in the second round of the 2021 NFL Draft. The Indianapolis native finished his college career playing in 47 career games with 35 starts, recording 185 tackles (111 solo), 16 stops for loss, four sacks, 11 passes defended, four forced fumbles and two fumble recoveries. Werner helped power the Buckeyes to the College Football Playoff championship game as a senior in 2020, when he was voted by Big Ten coaches as a first-team All-Conference selection and a Butkus Award semifinalist, posting 54 tackles, 2.5 stops for loss, one sack and two forced fumbles. Werner made his second career start Oct. 3 vs. the Giants and recorded a ten tackles. With 13 stops in Week Five at Washington, he became the first Saints rookie defender to reach double-digit totals in back-to-back games. He ranked fifth on the team with 59 tackles.

- Werner enjoyed a standout 2022 season, appearing in 12 games with 11 starts at weakside linebacker and ranked third on the team and second at the linebacker position, despite missing five games, with 79 tackles (55 solo), three stop for loss, three passes defended, two forced fumbles and one special teams tackle.

- Werner got off to an impressive start for the 2023 season, finishing second on the team with eight stops in the Sept.

10 season-opening win over Tennessee, one stop for loss and a split sack, his first career takedown. He recorded his first career interception this on October 8 in a 34-0 shutout at New England. Leading or tying for the team lead in stops in the last three contests, Werner is ranked second on the team with 67 stops, a split sack, one interception, one pass defense and a fumble recovery, which took place late in the fourth quarter November 5 to preserve a 24-17 win over Chicago.

SECONDARY

S TYRANN MATHIEU

- This versatile, hard-hitting, playmaking safety and New Orleans native returned home, signing after the draft and brings extensive experience to the secondary. Mathieu was selected by the Arizona Cardinals in the third round (69th overall) in the 2013 NFL Draft out of LSU and has played for the Cardinals (2013-17), Houston Texans (2018), Kansas City Chiefs (2019-21) and now the Saints. In 11 NFL seasons, he has played in 158 regular season games with 149 starts and has posted career totals of 746 tackles (616 solo), 42 stops for loss, ten sacks for a loss of 78 yards, 32 interceptions for 427 returns yards, four brought back for touchdowns, 96 passes defended, four forced fumbles, seven fumble recoveries and five special teams stops. Mathieu has been selected to three Pro Bowls, three Associated Press All-Pro teams and the Pro Football Hall of Fame's 2010's All-Decade Team.

SECONDARY

Mathieu came to New Orleans after starting all 16 games he played in for Kansas City in 2021 and recording 76 tackles, one sack, a career-high three fumble recoveries, one sack and two interceptions to earn his second consecutive Pro Bowl selection. With a team-leading three picks and one fumble recovery, adding up to a team-best four takeaways to go with a career-high 91 tackles (club-best 64 solo) to rank third on the team and first in the secondary.

Mathieu's 32 picks since coming into the league in 2013 are tied for second in the National Football League after recording two picks for the fourth time in his career on November 26 at Atlanta. With three interceptions in 2023, Mathieu is second on the team.

NFL INTERCEPTION LEADERS (2013-PRESENT)

Rk. Player	Interceptions
1. Marcus Peters	33
2t. Tyrann Mathieu	32
2t. Tashaun Gipson Sr.	32

CB PAULSON ADEBO

• New Orleans' third round selection (76th overall) in the 2021 NFL Draft out of Stanford, Adebo overcame not playing college football in 2020 to make significant contributions to the Saints secondary in his first season with the club. The Texas native finished his college career playing in 22 games with 21 starts for Stanford and recording 97 tackles, 34 passes defended and eight interceptions, earning All-Pac 12 honors in both 2018 and 2019.

• Adebo showed his development by opening opposite Lattimore in the 2021 regular season opening win vs. Green Bay and returning a pick 33 yards in the third quarter to become the first Saints defender to have an interception in his NFL debut since LB James Allen vs. Tampa Bay on September 8, 2002. He then added a second pick in the Week Five win at Washington. With a pick in the regular season finale at Atlanta, Adebo finished his rookie campaign ranked fifth on the club with 63 tackles (54 solo), tied for first with three picks and added eight passes defended and two special teams stops.

• Adebo fought off injuries in 2022 and played in 13 games with 12 starts to lead the team's corners with 60 tackles (51 solo) and added seven passes defended for the NFL's second-ranked club in opponent passing yards per game.

• Sharpened by an extensive training camp competition, Adebo is enjoying a standout campaign despite missing two contests with a hamstring injury. Following a two interception, three total takeaway performance in The November 5 24-17 win over Chicago that earned him NFC Defensive Player of the Week, Adebo has 48 tackles, four interceptions, 14 passes defended, two forced fumbles and two fumble recoveries. Adebo's four interceptions are tied for third in the NFL, while his six total takeaways are tied for second in the league with Baltimore Ravens S Geno Stone. His team-leading pass defense total for the team leading the NFL in passes defended is tied for fifth in the league.

CB ALONTAE TAYLOR

• Selected by the Saints in the second round (49th overall) of the 2022 NFL Draft out of Tennessee, Taylor shook off early injuries to play in 13 games with nine starts and posted 45 tackles (38 solo) and a club-best 11 passes defended.

• Moving to the nickel position in 2023, Taylor has 38 tackles and eight passes defended playing in the nickel, tied for

second on the team with Marshon Lattimore.

NOSE FOR THE BALL

Taylor's pass defense total was ranked fourth among NFL rookies.

2022 NFL ROOKIE PASS DEFENSED LEADERS

(Press Box Stats)

Rk. Rookie, Team	PD
1. Sauce Gardner, NYJ	20
2. Tariq Woolen, Sea.	16
3. Martin Emerson Jr., Cle.	15
4. Alontae Taylor, NO	11

He was the first rookie since Lattimore to lead the Saints in pass breakups (11), and only the fourth rookie in team history to do so (Saints did not track passes defended before 1980).

NEW ORLEANS SAINTS ROOKIES TO LEAD DEFENSE IN PASSES DEFENSED

Player, Season	PD
Marshon Lattimore, 2017	18
Robert Massey, 1989	18
Dave Waymer, 1980	18
Alontae Taylor, 2022	11

S MARCUS MAYE

• Originally a second round draft pick of the New York Jets in 2017 out of the University of Florida, Maye is a seven-year NFL veteran who has recorded career totals of 397 tackles (285 solo), 4.5 sacks, eight interceptions, 28 passes defended, five forced fumbles and one fumble recovery in 74 career games, all starts. Despite missing five contests in 2022, Maye recorded 60 tackles and one forced fumble. Maye teams with Mathieu for a formidable safety tandem. In 2023, in seven games, he has 37 tackles (27 solo), one sack, ranks third on the team with two interceptions and has added two passes defended.

HOW THE SAINTS WERE BUILT

• 2011

DRAFT

DE Cameron Jordan (1a)

• 2015

DRAFT

T Andrus Peat (1a)

• 2017

DRAFT

T Ryan Ramczyk (1b)

RB Alvin Kamara (3a)

FREE AGENTS

LS Zach Wood (FA)

WAIVERS

QB Taysom Hill (GB)

• 2018

FREE AGENTS

LB Demario Davis (UFA-NYJ)

DB J.T. Gray (Rookie FA)

• 2019

DRAFT

C/G Erik McCoy (2)

FREE AGENTS

DE Carl Granderson (Rookie FA)

• 2020

C/G Cesar Ruiz (1)

LB Zack Baun (3a)

FREE AGENTS

OL James Hurst (FA)

TE Juwan Johnson (Rookie FA)

DL Malcolm Roach (Rookie FA)

QB Jameis Winston (UFA-TB)

• 2021

DRAFT

LB Pete Werner (2)

CB Paulson Adebo (3)

T Landon Young (6)

FREE AGENTS

DE Tanoh Kpassagnon (UFA-KC)

• 2022

DRAFT

WR Chris Olave (1a)

T Trevor Penning (1b)

CB Alontae Taylor (2)

LB D'Marco Jackson (5)

FREE AGENTS

WR Keith Kirkwood (FA)

S Tyrann Mathieu (FA)

S Marcus Maye (UFA-NYJ)

WR Rashid Shaheed (Rookie FA)

LB Nephi Sewell (Rookie FA)

LB Ty Summers (FA)

CB Isaac Yiadom (FA)

• 2023

DRAFT

DT Bryan Bresee (1)

DE Isaiah Foskey (2)

RB Kendre Miller (3)

OL Nick Saldiveri (4a)

QB Jake Haener (4b)

DB Jordan Howden (5)

WR A.T. Perry (6)

FREE AGENTS

S Johnathan Abram (UFA-Sea.)

S Ugo Amadi (FA)

WR Lynn Bowden (FA)

QB Derek Carr (FA)

DB Cameron Dantzler (FA)

G/C Max Garcia (FA)

TE Jimmy Graham (FA)

K Blake Grupe (Rookie FA)

P Lou Hedley (Rookie FA)

DB Lonnie Johnson Jr. (UFA-Ten.)

TE Foster Moreau (FA)

DE Kyle Phillips (FA)

DT Khalel Saunders (UFA-KC)

DT Nathan Shepherd (UFA-NYJ)

RB Jamaal Williams (UFA-GB)

PLAYER BIOS NOT IN MEDIA GUIDE

73 MAX GARCIA G/C

HEIGHT: 6-4 WEIGHT: 309

COLLEGE: FLORIDA

JOINED SAINTS: FA-23

NFL EXPERIENCE: 9

BORN: 10/9/91

NFL CAREER – Garcia has played in 105 regular-season games with 59 starts and in 4 postseason games with one start and was a member of the Broncos team that won Super Bowl 50 in his rookie season after he was selected by Denver in the fourth round of the NFL Draft out of Florida. This versatile lineman has started 46 games at right guard, nine at left guard and four at center in the regular season with his lone playoff start coming at right guard, allowing him to compete at all three interior positions after signing with New Orleans at the start of training camp. In 2022, he appeared in 12 games with seven starts at right guard for Arizona.

CAREER TRANSACTIONS – Signed by the New Orleans Saints to a one-year contract, 7/25/23; Signed off the Giants' practice squad by the Arizona Cardinals, 9/10/22; Signed to the Giants practice squad, 9/2/22; Released by the Giants, 8/31/22; Signed by the Giants to a one-year contract (UFA-Arz.), 3/28/22; Re-signed by Arizona to a one-year contract, 3/25/21; Re-signed by Arizona to a one-year contract, 3/24/20; Activated by Arizona off PUP, 11/6/19; Placed by Arizona on PUP, 8/31/19; Signed by the Cardinals to a one-year contract (UFA-Den.), 3/14/19; Placed by Denver on Injured Reserve, 11/20/18; Signed by the Broncos to a four-year contract, 5/13/15; Selected by the Broncos in the fourth round (133rd overall) of the 2015 NFL Draft.

2022 – Spent the season with the Cardinals after being signed off the Giants' practice squad in week one. Appeared in 12 games with five starts at right guard and two at left guard, allowing only one sack...Received first start of season in Thursday Night victory vs. New Orleans, Oct. 22, when Cardinals rushed for 127 yards and two touchdowns.

2021 – Appeared in 15 games for Arizona with 11 starts, including seven at right guard and four at center. Opened NFC Wild Card Playoff loss at Los Angeles Rams at right guard, 1/17/22. **2020** – Appeared in 14 games for the Cardinals, seeing the majority of his snaps on special teams.

2019 – Appeared in seven games for Arizona after starting the season on PUP from a knee injury the prior season, seeing the majority of his snaps on special teams. **2018** – Saw action in nine games for the Denver Broncos, starting his last four appearances, allowing only one sack...Suffered a season-ending knee injury vs. Houston, Nov. 4.

2017 – Played and started all 16 games for Broncos at right guard. **2016** – Played and started all 16 games at left guard for Denver. **2015** – Played in 16 games for Denver in his rookie campaign, making five starts, including the last three regular season contests at left guard. Played in all three postseason contests.

COLLEGE – Began his collegiate career at Maryland before transferring to University of Florida...Played in 39 games with 37 starts at the two schools...Started at left-tackle, guard and center...In 2014, voted second-team All-SEC after starting all 13 games at center following off-season transition from tackle to left guard...Twice named SEC Lineman of the week...In his first season with Florida in 2013, started all 12 games and saw action at both left tackle and guard...Redshirted in 2012...Started 12 games at left tackle for Maryland in 2011...Majored in Family, Youth and Community Sciences.

PERSONAL – Attended Norcross (Ga.) HS, where he was named honorable mention Class 5A All-Georgia as a senior...Also competed in the shot put and discus events and traveled to Australia in the summer of 2009 to compete in a World Track meet.

80 JIMMY GRAHAM TE

HEIGHT: 6-7 WEIGHT: 265

COLLEGE: MIAMI (Fla.)

JOINED SAINTS: FA-23

NFL EXPERIENCE: 13

BORN: 11/24/86

NFL CAREER – New Orleans' third round draft choice in 2010 after playing four years of basketball and just one year of football at the University of Miami (Fla.). Graham broke out in his second year with the Saints totaling 99 catches for 1,310 yards with 11 touchdowns and went on to lead the team in receiving for four consecutive seasons. Graham's production has been among the top 10 in NFL history at the tight end position in all three major categories: receptions, yards, and receiving touchdowns. Graham posts career totals of 713 receptions, 8,506 yards, and 85 touchdowns. His 85 receiving touchdowns rank 4th all time among NFL tight ends, while his 51 touchdowns as a Saint rank 2nd in franchise history. He and Kansas City's Travis Kelce are the only two tight ends in NFL history to have multiple seasons of 1200- plus receiving yards and 10- plus receiving touchdowns. Graham returns to New Orleans, the location of his most personal and team success

CONTINUED ON NEXT PAGE

PLAYER BIOS NOT IN MEDIA GUIDE

CONTINUED FROM PREVIOUS PAGE-JIMMY GRAHAM

HONORS – **2020:** Team nominee for Walter Payton NFL Man of the Year; **2017:** Pro Bowl; **2016:** Pro Bowl; **2014:** Pro Bowl; **2013:** Pro Bowl; First-team AP All-Pro; All-Pro (CBSSports.com, ESPN.com, *Sports Illustrated* and *The Sporting News*); PFWA All-NFL and All-NFC; NFC Offensive Player of the Week (Week 3); NFC Offensive Player of the Month (September). **2012:** NFC Offensive Player of the Week (Week 10); **2011:** Pro Bowl starter; Second-team Associated Press All-Pro; *Pro Football Weekly*/PFWA All-NFC; Ed Block Courage Award (Saints recipient).

CAREER TRANSACTIONS – Signed to a one-year contract by the Saints, 7/25/23; Signed to a two-year contract with the Bears, 3/18/20; Released by the Packers, 3/12/2020; Signed to a three-year contract with the Packers (UFA-Sea.), 3/16/18; Placed by Seahawks on Injured Reserve, 11/30/15; Traded to the Seahawks in exchange for C Max Unger and a first round draft pick, 3/10 2015; Resigned to a four-year contract by the Saints, 7/15/14; Designated franchise player by New Orleans, 3/3/14; Agreed to terms on a four-year contract with New Orleans, 7/28/10; Selected by the Saints in the third round (95th overall) of the 2010 NFL Draft.

2021 - Appeared in 15 games with six starts totaling 14 receptions for 167 yards (11.9 avg.) and three touchdowns in second season in Chicago...Caught a season-long 28-yard pass at Pittsburgh, Nov. 8... Recorded a season-high 34 yards on two receptions and a touchdown against Detroit, Nov. 25...Posted two receptions for 30 yards and a touchdown in a win at Seattle, Dec. 26. **2020** - Appeared in all 16 games with 15 starts in his first season with Chicago; led the Bears with eight receiving touchdowns and was third on the team with 50 receptions for 456 yards...Walter Payton Man of the Year team nominee...Hauled in a season-high six catches for 60 yards and two touchdowns at Atlanta, Sept. 27...Posted six catches for 55 yards and a touchdown at Tennessee, Nov. 8...Recorded a season-high 69 yards on four receptions, including a season-long 30 yard reception to go along with two touchdowns at Jacksonville, Dec. 27. The two TD receptions marked his 17th career multi-touchdown game. Reeled in two passes for 25 yards, including a 19-yard touchdown reception in the NFC Wild Card playoff at New Orleans, 1/10/21. **2019** - Appeared in all 16 games with ten starts in final season with Green Bay, racking up 38 receptions for 447 yards and three TDs...Posted a season-high six catches for 61 yards and a TD vs Philadelphia, Sept. 26...Recorded four catches for 65 yards and a TD against Detroit, Oct. 14...Played in both playoff games: Caught three passes for 49 yards in a divisional round victory against Seattle, 1/12/20...Had four receptions for 59 yards, including a long of 42 yards, in

NFC Championship at San Francisco, 1/19/20. **2018** - Appeared in all 16 games with 12 starts in his first season with Packers. Second on team with 55 receptions for 636 yards and two touchdowns...Recorded ninth-most receiving yards and catches among NFL tight ends. Led team in receiving with 95 yards on six catches against Minnesota, Sept. 16...Posted season-high 104 yards on five receptions vs. San Francisco, Oct. 15, his first 100 yard receiving game since 2016; Season-high 54 yard grab at the end of the first quarter...Hauled in season high eight receptions for 50 yards against Arizona, Dec. 2. **2017** - Played in all 16 games with 10 starts posting 57 receptions for 527 yards and 10 touchdowns in final season in Seattle...Led all NFL tight ends in TD receptions and earned fifth Pro Bowl selection...All 10 of his receiving touchdowns came inside the red zone, most in league... Recorded a season-high 72 yards on seven catches at Tennessee, Sept. 24... Hauled in two touchdowns on six receptions at Arizona, Nov. 9...Tied season-high with seven catches for 58 yards and one touchdown against Atlanta, Nov. 20. **2016** - Appeared in all 16 games with 15 starts, setting Seattle tight end records with 65 receptions for 923 yards...ranked No. 1 among NFL tight ends in yards per catch with a career-high 14.2 average and No. 3 in receiving yards...Tied for second among NFL tight ends with three games of 100-plus receiving yards...Was selected to his fourth career Pro Bowl...Started both playoff games totaling six receptions for 59 yards and a touchdown...Recorded six catches for 100 yards and a TD against San Francisco, Sept. 25... Eclipsed the 100-yard mark for the second straight game reeling in game highs with six catches and 113 yards at New York Jets, Oct. 2...Led the Seahawks with six receptions for 89 yards against Atlanta, Oct. 16...Posted a season-high eight catches for 103 yards and two touchdowns vs. Buffalo, Nov. 7, becoming the first TE in team history with eight-plus catches, 100-plus yards, and two TD catches in a game...Hauled in six passes for 63 yards and touchdown against Carolina, Dec. 4. **2015** - Started all 11 games he appeared in; his first season with the Seahawks was cut short (knee)...Caught 48 passes for 605 yards and two TDs...Recorded six receptions for 51 yards and one TD in Seahawks debut at St. Louis, Sept. 13...Led team with seven receptions for 83 yards and a touchdown against Chicago, Sept. 27...Posted season-high eight catches and tied franchise single-game record for a TE with 140 yards receiving vs. Carolina, Oct. 18...Team highs with seven receptions for 75 yards at Dallas, Nov. 1...Tied for second on team with four catches for 75 yards including a 36-yard reception against Pittsburgh, Nov. 29.

CONTINUED ON NEXT PAGE

PLAYER BIOS NOT IN MEDIA GUIDE

CONTINUED FROM PREVIOUS PAGE-JIMMY GRAHAM

2014 – Appeared in 16 games with 13 starts. Led team in receiving for fourth consecutive season and finished second in NFL in receiving among TEs with 85 catches for 889 yards and 10 TDs. Led team with eight receptions for 82 yards at Atlanta, Sept. 7...Tied career-high with 10 receptions for 118 yards and two TDs at Cleveland, Sept. 14, his 10th multiple touchdown game and 13th career game with 100+ yards...Team-high eight receptions for game-high 86 yards and a TD at Dallas, Sept. 28...Second on team with five receptions for 59 yards and a 22-yard TD vs. Green Bay, Oct. 26...Had game-high seven receptions for 83 yards with a TD at Carolina, Oct. 30...Led team and tied career-high with 10 receptions for 76 yards and two TDs vs. San Francisco, Nov. 9...Hauled in six receptions for 47 yards and two TDs vs. Baltimore, Nov. 24...Tied for team lead with five receptions for game-high 87 yards at Chicago, Dec. 15...Tied for team lead with six receptions for 53 yards and a TD vs. Atlanta, Dec. 21. 51st career TD, gaining sole possession of second place on team's all-time list. First Saint to have three seasons with double-digit TD grabs...Started and led team with game-high six receptions for 54 yards at Tampa Bay, Dec. 28. **2013** – Enjoyed one of the most prolific campaigns for a TE, leading team in receiving for third consecutive season with 86 receptions for 1,215 yards (14.1 avg.) with team-record 16 TDs, second-highest receiving TD total for a tight end all-time, which led the NFL in scoring grabs, second in scoring among non-kickers...Led TDs in virtually every receiving category, while overall, ranked 13th in NFL in receptions, 15th in receiving yardage and tied for 11th in third down receptions (25). Tied club record for 100-yard receiving games (6), tied for most in NFL records for a TE...Started and caught four receptions for 45 yards and a TD vs. Atlanta, Sept. 8...Started and finished with ten receptions for career-high 179 yards with a TD at Tampa Bay, Sept. 15...Started and caught nine passes for game-high 134 yards and two TDs vs. Arizona, Sept. 22, earning NFC Offensive Player of the Week...Capped month hauling in four passes for 100 yards and two TDs as he became the first Saints TE to be named NFC Offensive Player of the Month, as his 413 receiving yards over the final three games of month is tied with Shannon Sharpe (1996) and Dave Kocourek (1961) for highest total by a TE in a three-game span...At Chicago, Oct. 6, hauled in ten receptions for 135 yards (13.5 avg.), as he tied NFL-record streak of four consecutive games with over 100-yards receiving by a TE. 548 receiving yards during streak were the most by a TE over any four-game span in a single season...Caught three passes for 37 yards and two TDs vs. Buffalo, Oct. 27...Started and posted nine receptions for 116 yards with two TDs to lead team in catches, yardage and TDs at N.Y. Jets, Nov. 3...Caught five passes

for 59 yards vs. Dallas, Nov. 10...Started and caught team-leading six passes for 41 yards vs. San Francisco, Nov. 17...Started and led team in receiving, catching five passes for 100 yards, including a 44-yard TD at Atlanta, Nov. 21. With sixth 100-yard receiving game of season, tied franchise record and NFL single-season mark for a tight end (Tony Gonzalez – 2000, 04)...Led team in receiving with 42 yards, while hauling in a TD to set then-team-mark with 12 scores at Seattle, Dec. 2...Had six receptions for 58 yards with two TDs, surpassing the 1,000 yards receiving mark for second time in three seasons vs. Carolina, Dec. 8...Started and tied for team receiving lead with five grabs for 73 yards, including a five-yard TD at Carolina, Dec. 22...Started and caught five passes for 71 yards and a TD vs. Tampa Bay, Dec. 29...In two postseason contests with one start, recorded four receptions for 52 yards (13.0 avg.).

2012 – Played in 15 games with nine starts and led team in receiving with 85 receptions for 982 yards with nine TDs. Third on team in receiving yardage and second in TD receptions. Tied for 13th in the NFL in receiving, third at his position. Among tight ends, yardage total ranked second and touchdown total tied for second. With at least one touchdown in the first three games, carrying over from the last three contests of 2011, Graham's six-game streak of touchdown receptions set a team record, while he tied for the longest streak in touchdowns. The six-game touchdown reception streak tied for second-longest among TEs since the 1970 AFL-NFL merger. **2012** - Vs. Washington, Sept. 9, started and tied for team-lead with six receptions for 85 yards (14.2 avg.) with a TD...Started at Carolina, Sept. 16 and caught seven passes for 71 yards with a TD...Started and hauled in four receptions for 16 yards with a TD vs. Kansas City, Sept. 23...Made seven receptions for 76 yards at Green Bay, Sept. 30...Inactive (ankle) at Tampa Bay, Oct. 21...At Denver, Oct. 28, made five receptions for 63 yards with a TD...Vs. Philadelphia, Nov. 5, led team with eight receptions for 72 yards and a TD...Most explosive game of career to date vs. Atlanta, Nov. 11, when he caught seven passes for 146 yards (20.9 avg.) and tied career-best with two TDs. Yardage total highest by Saints TE in a game. Named NFC Offensive Player of the Week for first time...Started and led team in receptions with six catches for 29 yards and a TD at Oakland, Nov. 18...Caught four passes for 59 yards (14.8 avg.) at Atlanta, Nov. 29...Finished with five receptions for 56 yards at N.Y. Giants, Dec. 9...Started and recorded five receptions for 69 yards (13.8 avg.) vs. Tampa Bay, Dec. 16...Hauled in seven passes for 88 yards at Dallas, Dec. 23, but his biggest play was when he recovered a fumble by Marques Colston in overtime that set up the game-winning field goal...In finale vs. Carolina, Dec. 30, led team in receiving with nine catches for 115 yards and a TD.

PLAYER BIOS NOT IN MEDIA GUIDE

CONTINUED FROM PREVIOUS PAGE-JIMMY GRAHAM

2011 – Enjoyed the most prolific season by a TE in franchise history to date in all categories. Played in all 16 games with 11 starts, leading team in catches, yardage and scoring grabs with a then-club record 99 receptions for 1,310 yards (13.2 avg.) with 11 touchdowns as he was selected a Pro Bowl starter, second-team AP All-Pro and the team winner of the Ed Block Courage Award. Receiving touchdown total was tied for first in club record books at the time. Yardage total ranked fourth. Yardage total was ranked second all-time in NFL history for tight ends, while receptions total tied for third and scoring grab total was then tied for eighth. Also set team record for a tight end with seven or more receptions in seven games and at least six in 10 contests and set a club mark for all Saints by having at least 50 yards receiving in 14 games (now tied with Michael Thomas-2019). Contributed to an offense that produced an NFL-record 7,474 net yards and club record 416 first downs...In postseason, finished with 12 receptions for 158 yards (16.6 avg.) with a team-best three TDs...In NFL opener at Green Bay, Sept. 8, had four receptions for 56 yards, including a fourth quarter five-yard TD grab...Finished with six receptions for 79 yards (13.2 avg.) in home opener vs. Chicago, Sept. 18...Had first career 100-yard game, when he finished with four grabs for a team-best 100 yards (25.0 avg.) with a TD vs. Houston, Sept. 25. Fourth quarter 27-yard scoring grab ignited a 23-point fourth quarter...Set career-highs in catches (has equaled four additional times), yardage (since broken) and receiving long at Jacksonville, Oct. 2, when he grabbed ten balls for 132 yards (13.2 avg.), including a 59-yard grab, with one TD...Became first Saints TE to have three straight 100-yard games when he led New Orleans in receiving and yardage with eight grabs for 129 yards at Carolina, Oct. 9...Became the first Saint and only the second TE since the 1970 AFL-NFL merger to have four straight games of 100 yards receiving when he had seven grabs for a game-high 124 yards at Tampa Bay, Oct. 16. This capped a four-game period where Graham had 29 receptions for 485 yards with two TDs...Caught two TDs as part of six receptions for 54 yards vs. Indianapolis, Oct. 23, his second career multiple-TD game...Finished with seven receptions for 82 yards, including a second quarter 21-yard scoring grab at Atlanta, Nov. 13...Had second two-TD performance of the season and third of his career to date as he tied for the team lead with eight catches for 84 yards vs. N.Y. Giants, Nov. 28...Caught eight passes for 89 yards on Sunday night vs. Detroit, Dec. 4, to become the first Saints tight end to surpass 1,000 yards receiving...Shook off an early fumble to record seven receptions for 70 yards with a second quarter one-yard TD at Minnesota, Dec. 18...Had four receptions for 42 yards, including a second quarter nine-yard TD near the

end of the first half to give New Orleans a 21-10 halftime lead vs. Atlanta, Dec. 26. It was the tenth TD grab of the season for Graham, giving him the club record for a tight end...Vs. Carolina, 1/1/12, Graham had eight receptions for 97 yards and a TD. For a brief moment, Graham held the NFL record for receiving yards in a season by a TE (1,310) before New England's Rob Gronkowski caught a 23-yard pass in the final two minutes at Buffalo to up his season total to 1,327...In NFL postseason debut in the NFC Wild Card Playoff vs. Detroit, third quarter three-yard TD grab opened up a 24-14 lead. Tied for team lead in receiving with seven catches for 55 yards. Reception total was the highest by a Saints TE in a postseason contest...In the NFC Divisional playoff at San Francisco, Graham finished with five receptions for 103 yards with two TDs, the latter two being franchise playoff records for a TE. Graham's 66-yard fourth quarter scoring reception, the longest for a Saints TE in a postseason contest, had given New Orleans a lead with under two minutes left...In the Pro Bowl, finished with five receptions for 74 yards, including a second quarter two-yard TD pass from Drew Brees. **2010** – Appeared in 15 games with five starts and had 31 receptions for 356 yards with five TDs...Added a three-yard rush and a special teams tackle...Reception and yardage total third all-time among Saints rookie tight ends and receiving TD total second...Caught four of his TDs in a three-week span from weeks 15-17...Recorded one special teams stop and made an athletic play to save a ball on a punt from going out of bounds that was recovered by LS Jason Kyle to set up a TD vs. Atlanta, Sept. 26...Converted a third down with a three-yard rush vs. Carolina, Oct. 3...Made first career start in two-TE set at Arizona, Oct. 10...Made first career catch, an 11-yard grab at Tampa Bay, Oct. 17...Caught four passes for 38 yards and recovered a fumble on a Saints punt return and advanced ball 20 yards vs. Cleveland, Oct. 24...Started and had three receptions for 49 yards, including his first career TD, a 19-yard grab, at Carolina, Nov. 7 field goal...Filled in for an injured Jeremy Shockey and had five receptions for 72 yards vs. Seattle, Nov. 21...Caught three passes for 72 yards, including a career-long 52-yard grab to set up a field goal before halftime at Cincinnati, Dec. 5...Had five receptions for 29 yards, including 18-yard and one-yard TD grabs in first multiple-score game at Baltimore, Dec. 19...Started in three-TE set and had game-winning six-yard TD with 3:24 left on Monday night at Atlanta, Dec. 27...Started and had two receptions for 15 yards, including a four-yard TD in regular season finale vs. Tampa Bay, 1/2/11, before departing with a season-ending ankle injury.

PLAYER BIOS NOT IN MEDIA GUIDE

CONTINUED FROM PREVIOUS PAGE-JIMMY GRAHAM

COLLEGE — Appeared in 13 games with one start in a multiple-TD set in only season of college football and made 17 receptions for 213 yards (12.5 avg.) with five TDs... Appeared in 120 games with 39 starts for basketball team as a four-year letterwinner and averaged 4.2 points per game and 4.2 rebounds per game, while his 104 blocked shots ranked eighth in school history when he finished his career...Two-time Academic All-ACC...Earned business degree with a double major in marketing and management.

PERSONAL — Attended Charis Preparatory (Goldsboro, N.C.) Academy, where he played basketball, football, baseball and tennis...On the hardwood, earned All-American honorable mention from Street & Smith Magazine, in addition to garnering All-State and conference and team Most Valuable Player honors...As a senior, averaged 20.7 points, 13.8 rebounds and 4.6 blocks per game...During his junior season, grabbed 15.1 rebounds and scored an average of 18.2 points per game...Earned his pilot's license in 2012; has earned several ratings and flies aerobatics, seaplanes and helicopters...The only two NFL games Graham had ever attended prior to being drafted by the Saints was a 2008 New Orleans-Oakland contest at the Superdome and Super Bowl XLIV...A former foster child, has provided both financial and in-person support to Boys Town Louisiana...Supported Second Harvest Food Bank of Greater New Orleans and the Toys for Tots program.

91 KYLE PHILLIPS DE

HEIGHT: 6-4 WEIGHT: 277

COLLEGE: TENNESSEE

JOINED SAINTS: FA-23

NFL EXPERIENCE: 4

BORN: 10/20/95

NFL CAREER — Phillips was originally signed by the Jets as a rookie free agent in 2019, out of Tennessee. Nashville native played in 29 games with eight starts for Jets (2019-21) and has career totals of 68 tackles (44 solo), 2.5 sacks, 23 stops for loss and a pass defense. In 2019, snared a roster spot and played in 15 games with four starts. He recorded 42 tackles, including a team-leading 18 for loss (coaches stats) to go with 1.5 sacks. In 2021, Returned to action from a season-ending ankle injury in 2020 and finished with 15 tackles, one sack and two stops for loss in 2021.

CAREER TRANSACTIONS — Signed by Saints, 7/31/23; Activated by the Jets off Reserve/Non-Football Injury (COVID-19), 1/6/22; Placed by the Jets on Reserve/Non-Football Injury (COVID-19), 1/2/22; Activated off PUP, 11/17/21; Placed by the Jets on PUP, 8/31/21; Placed by the Jets on Injured Reserve (ankle), 10/28/20; Signed by New York Jets as undrafted free agent, 5/10/19.

2021 — Appeared in seven games for Jets with one start, recording 15 tackles with a stop for loss and a sack... Dropped Taysom Hill for a nine-yard loss vs. New Orleans, Dec. 12, to go with three tackles (two solo). **2020** — Appeared in seven games for Jets, recording 11 tackles with three stops for loss. Week Seven ankle injury sidelined Phillips for rest of season. **2019** — Appeared in 15 games for the Jets with four starts, recording 42 tackles (31 solo), 1.5 sacks and a pass defense. Became one of two undrafted rookies to start at least four games for Jets. Had team-leading 18 tackles for loss.

COLLEGE — In his four years at Tennessee, Phillips appeared in 41 games with 21 starts on the defensive line and recorded 114 total tackles, including 16 for loss, 8.0 sacks, nine passes defended, one interception returned for a touchdown and one forced and recovered fumble during that time...As senior (2018), posted career-best 56 tackles and finished second on team in sacks (five) and tackles for loss (eight) after appearing in all 12 games and added four passes defended, a forced fumble, a recovered fumble and a blocked kick...Three-time Academic All-SEC selection was named a semifinalist for the second annual Jason Witten Collegiate Man of the Year Award following his senior year, presented to a Division I football player that demonstrates leadership, sportsmanship and integrity on and off the field. Additionally, Phillips took part in a 13-day study abroad trip to Vietnam after he was inducted into the 2016-17 VOLeaders Academy Class...Graduated with a degree in Communication Studies.

PERSONAL — Attended Hillsboro (Nashville, Tenn.) HS, where as a senior he recorded 58 tackles (22.5 for loss) with 13 sacks and was named All-Midstate as well as one of *The Tennessean*...Four-star recruit and played in the 2015 All-American Bowl...Mother, Theresa, served as athletic director of Tennessee State from 2002-19, previously serving as their women's basketball coach from 1989-2000 after a playing career at Vanderbilt...In his time with Jets, Was selected by the Jets equipment staff as the 2019 Bill Hampton Award winner, which is given annually to a Jets rookie who displays the most friendly, courteous, and neat behavior in the locker room.



JAHRI EVANS


GUARD • NEW ORLEANS SAINTS • 2006-2016

PLAYING CAREER

- Selected by the New Orleans Saints out of Division II Bloomsburg in the fourth round of the 2006 NFL Draft with the 108th overall pick.
- Arrived in New Orleans in the same off-season as new Head Coach Sean Payton and free agent quarterback Drew Brees.
- Prior to his arrival, the Saints had made the playoffs just five times in their 39-year history, never advancing past the Divisional Round. In Evans first year, the Saints advanced to the NFC Championship.
- Evans started at right guard for the Saints all 16 regular season games of his rookie year, as well as the Saints two playoff games.
- Evans started all 16 games in each of the first seven years of his career (2006-12), as well as all eight of the Saints' postseason games during that period.
- From 2006-2013, Evans started 122 consecutive games, including playoffs.
- For his Black and Gold career, Evans played 11 years (2006-2016) for the Saints, starting all 169 regular season games at right guard in which he participated and all of the team's 10 postseason games during that span, missing just seven regular season games in all.
- Evans finished his career by playing his 12th and final season for the Green Bay Packers (2017) in which he started all 14 games he played at right guard.
- For his 12-year career, Evans only missed nine games, and started all 183 regular season and 10 playoff games in which he played.

CAREER ACCOLADES

- Following his rookie year, Evans was named to Pro Football Weekly's All-Rookie Team (2006).
- Evans was a huge part of the Saints Super Bowl Champion team (SB XLIV), starting and playing right guard in every regular season and postseason game.
- Evans was a four-time first-team *Associated Press* All-Pro selection (2009-2012).
- Evans was a second-team *AP* All-Pro selection following the 2013 season.
- Evans holds the Saints' franchise record of being named a first-team All-Pro four times (twice as much as Hall of Fame tackle Willie Roaf).
 - He was selected to six straight Pro Bowls (2009-2014).
 - Evans was named to the Pro Football Hall of Fame's All-Decade Team (2010's).
 - He was a two-time recipient of the Madden Most Valuable Protectors Award (2009, 2011).
 - Evans is a member of the New Orleans Saints Hall of Fame.
 - He was selected to the Saints' 50th Anniversary Team.
- Evans is a two-time NCAA Division-II All-American (2004-05), and is a Finalist to be a member of the 2023 Class for the College Football Hall of Fame.
- He has previously been inducted into the Louisiana Sports Hall of Fame, as well as the Bloomsburg University Hall of Fame.



274 NFL-LOW
SACKS SURRENDERED BY THE
SAINTS OFFENSIVE LINE
2006-2016

7,474 YARDS
NFL RECORD-SETTING
TOTAL YARDAGE BY THE
SAINTS OFFENSE
2011

6X SAINTS RANK
FIRST IN THE NFL IN
TOTAL OFFENSE
2006, 2008-09, 2011, 2014, 2016

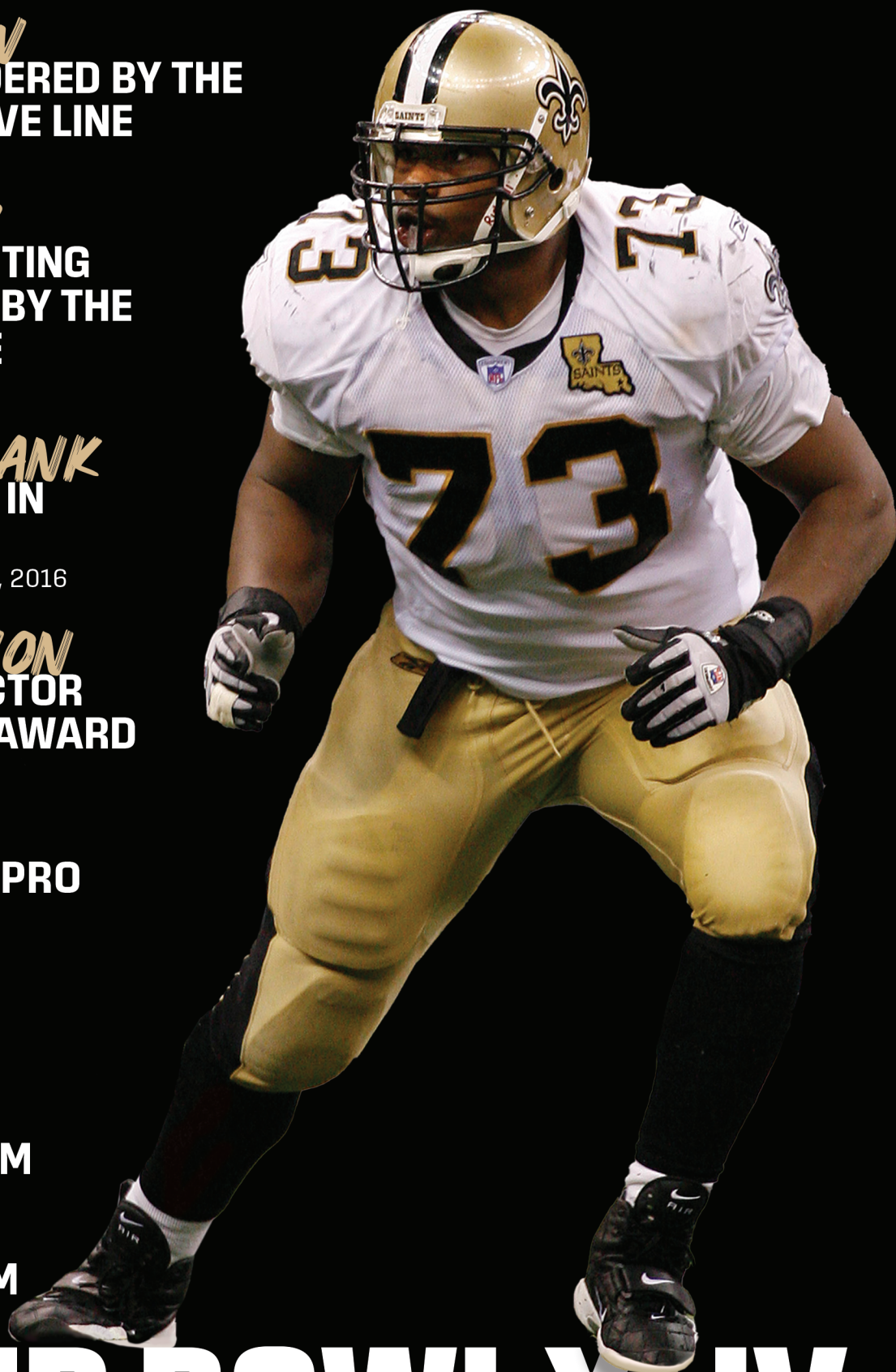
2X SAINTS WON
MADDEN PROTECTOR
OFFENSIVE LINE AWARD
2009, 2011

4X
FIRST-TEAM ALL-PRO
2009-12

6X
PRO-BOWLER
2009-14

2010s NFL
ALL-DECADE TEAM


2006 PFWA
ALL-ROOKIE TEAM



SUPER BOWL XLIV
CHAMPION



WHAT THEY SAID



"Jahri was a fantastic player for our team and integral part of our success on offense and as a team overall. He's one of the toughest and smartest players I have ever been around in coaching and that coupled with his unselfishness and dependability made him one of the most respected players in our locker room. When we arrived in 2006 as a coaching staff, he was a part of our first draft class, which became the foundation for our 2009 World Championship team."

Sean Payton, Former Saints Head Coach, Evans' Head Coach (2006-16)

"Since we drafted Jahri in 2006 as a fourth round draft pick from Bloomsburg, he was an immediate contributor and integral part of the football team. Jahri was a mainstay on the offensive line and became one of the dominant guards in the National Football League as being named All-Pro five consecutive years and to six consecutive Pro Bowls indicates."

Mickey Loomis, Saints Executive Vice President/General Manager

"There is no question Jahri Evans is the best offensive lineman I ever played with. There was no one tougher, smarter, as skilled or more reliable. When you needed a play, you were running behind Jahri Evans. He was a tone setter...A great leader and fierce competitor. A Hall of Fame player and teammate."

Drew Brees, Saints QB (2006-2020), Evans' teammate (2006-16)

"You can't emphasize enough how important Jahri was in what we accomplished on offense from 2006-16. He came to us with a lot of raw talent and athleticism and combined with his strength and technique that developed, Jahri quickly became our team's best offensive lineman. When you are trying to develop offensive linemen, combining talent, size and strength with the important characteristics of work ethic, mentality and toughness, Jahri Evans was the model. His intelligence, teamwork and leadership were also off the charts."

Pete Carmichael, Saints assistant coach (2006-present), offensive coordinator (2009-present), Evans' offensive coordinator (2009-16)

"Coaching quarterbacks Jahri's first three seasons, before becoming offensive coordinator in 2009, I saw firsthand, the importance to what we were doing with Drew Brees in the passing game. In both the passing game and the running game, the quarterback and our skill players, especially the running backs, have many responsibilities. Jahri would set the standard, whether it was in the run game, in protection in the passing game, or helping set up successful screens. For an offense during Jahri's tenure that ranked first in the NFL six times, set the NFL record for offense in 2011 and gave up the fewest sacks in the league over that period, Jahri's contributions up front were a crucial part of that success."


Pete Carmichael, Saints assistant coach (2006-present), offensive coordinator (2009-present), Evans' offensive coordinator (2009-16)

"When we drafted Jahri Evans out of Bloomsburg, we figured out what we had in him pretty quickly in our first training camp and first preseason together as a staff and team in 2006. We knew he would be able to run block, but he showed us pretty quickly that he would be an elite pass protector as well. It was a blessing for me to be able to coach Jahri in the first three years of his career and see his hard work to improve and how he took care of his business every day. It made me proud to see the Hall of Fame player that he became because of the work he put in throughout the year and throughout the week that translated into elite gameday production, combined with the great teammate he was and the outstanding leader that he quickly developed into."

Doug Marrone, Saints Offensive Line Coach, Evans' position coach (2006-08)



WHAT THEY SAID



"We felt like Jahri would have the ability to be something special as soon as we put the pads on. When we were in shells, t-shirts and helmets, you can't understand the unique talent Jahri has until we put the pads on. Then it became pretty obvious that he was special. When he first got to the Saints, his technique was not yet elite, but his ability to recover and his physicality was exceptional. I think it caught everyone's eye very early as soon as we put the pads on that this guy has something unique."

Jon Stinchcomb, Saints preseason television analyst, Saints tackle (2003-10), Evans' teammate/starting right tackle (2006-10), 2009 Pro Bowl selection

"You're talking about historically possibly the best offense in NFL history over a sustained period of time. He was instrumental and a cornerstone of that Drew Brees/Sean Payton era. It's really Drew Brees/Sean Payton/Jahri Evans era, because they worked hand in hand. Jahri's ability, headlining our ability as a unit to allow Drew and our playmakers to excel starts with the fact that we had the best interior and specifically the two best guards (Evans and Carl Nicks) in the league, the best in the league with Jahri."

Jon Stinchcomb, Saints preseason television analyst, Saints tackle (2003-10), Evans' teammate/starting right tackle (2006-10), 2009 Pro Bowl selection

"I think it starts with that it wasn't a simplistic system. It was complicated. Being able to know what you are doing is vital and it is a whole other level to be able to do it like Jahri did at the highest level. In the run game he was dominant, in the pass game he was dominant, in the screen game he was dominant. His versatility and ability to be elite at all the aspects in a pretty complicated offense makes him special. You look at some of these guys in the game and they were great in a singular fashion. They were great in pass protection, were great in the run game or were great in screens. Jahri was elite in all three. Coach Payton and this offense, they utilized all that and his abilities. For years, I think we were the best team in the screen game and we threw the ball exponentially more than most teams averaged during that era. Also he's a guy that was punishing in the run game. When you look at that, it was those unique aspects that he brought to the game that separates him from all the other really good players in that era."

Jon Stinchcomb, Saints preseason television analyst, Saints tackle (2003-10), Evans' teammate/starting right tackle (2006-10), 2009 Pro Bowl selection

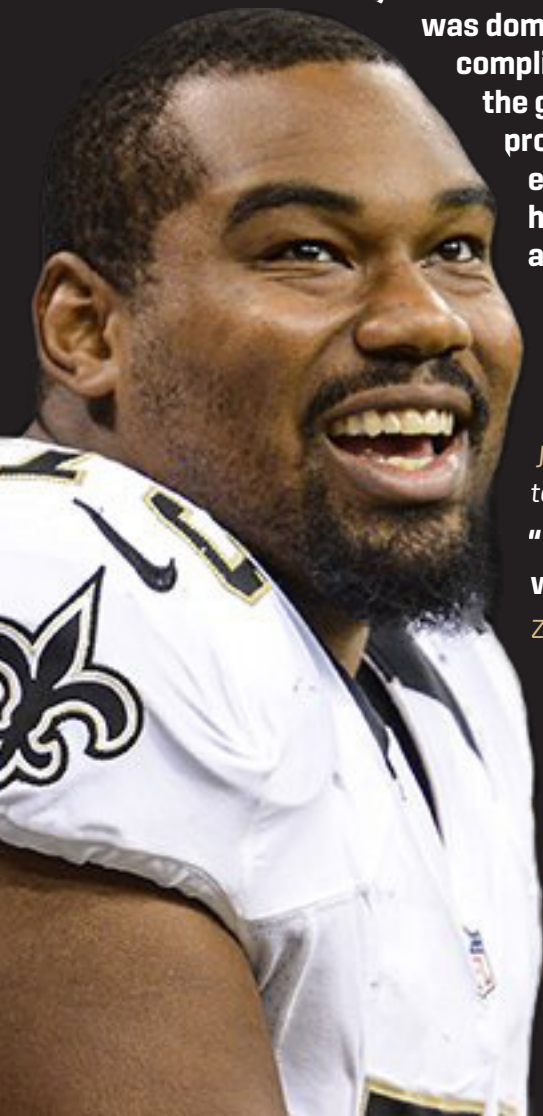
"For 11 years, I watched Jahri dominate the best football players in the world up front. He was an absolutely dominant player."

Zach Strief, Saints Assistant Offensive Line Coach (2021-22), Evans' teammate on the offensive line (2006-16)

"As a player, Jahri Evans never gives up. He's relentless. He's always counting a move. Even if you have him blocked, he's always into his second and third move countering. He's just very active. He can play over the tackle, play over the center, over the guard. He wasn't the biggest guy, but he was one of the most powerful."

Cameron Jordan, Saints Defensive End, Evans' teammate (2011-16)

"During practice, it was always the hardest to try and get a formidable blitz and pressure up the middle into Drew Brees' face, because he was



so stout at first, recognizing blitzes and then second, physically strong enough to not get pushed around or not sacked. It was always the simplest gameplan at practice, but it was hardest to execute because you say you're going up against a shorter quarterback. Any other short quarterback it was just easy to blitz up the gut, get pressure up the middle, make it really hard for that quarterback to see over the line and yet you couldn't do it in practice [against Brees and the Saints interior line]. It was the toughest thing to see how we are going to confuse Jahri, how we are going to get pressure from his side, how are we going to be able to try and manufacture some sort of blitz that had any kind of effectiveness, so that we would have any chance to affect Drew. We're talking about seven years of trying to get it done at practice and we could never get it done because he [Evans] was just too good."

Jonathan Vilma, FOX Sports, three-time Pro-Bowl LB, Evans' teammate

"You talk about a perfect combination of needing someone as stout, powerful as Jahri was and having the most accurate quarterback of all-time and knowing exactly what he needed and making sure that group was never messed with. Because of that we had so much success and of course Drew received all the attention and accolades, but mention to anybody who played against us or was a true football fan, they understand the importance of a Jahri Evans and why he was so valuable and why he became at one point the highest-paid guard in the NFL. All of those things added up because anybody that understood football knew that Drew wasn't going to have that same success without having that front secured and specifically the interior line positions and guard position secured. Anytime Drew needed to step up in the pocket he could do that. Because of that, we had a ton of success and a lot of that was because of Jahri."

Jonathan Vilma, FOX Sports, three-time Pro-Bowl LB, Evans' teammate [2008-13]

"We played the Saints week two of my rookie year in 2012 and I hadn't seen interior guards as big and physical as what the Saints had with Jahri and Ben Grubbs before. Jahri was in the prime of his career and he was so smart and efficient. He understood when he had to move someone up front or just get to a spot and shield you off. He had a great feel for the game and I always felt like those guys were the most difficult to deal with because there was so much variety to their game and you couldn't anticipate how they would handle a block. He could switch it up and keep you guessing."

Luke Kuechly, Carolina Panthers LB [2012-19], 2010s All-Decade, five-time first-team All-Pro and seven-time Pro Bowler

"Size, athletic ability, and smarts were what Jahri had and areas where he did well. He was in the Sean Payton offense for so long that he understood it so well and played fast and was always in the right spot. You had to truly beat him to win, he wasn't giving up anything because of being lazy, in the wrong spot or because of an angle. 183 games at that position and for 11 years with the Saints. That's a big deal, consistency, intelligence and overall ability. Especially with Drew, there was a trust between those two and that's cool to see."

Luke Kuechly, Carolina Panthers LB [2012-19], 2010s All-Decade, five-time first-team All-Pro and seven-time Pro Bowler


"We always felt like the best way to pressure Drew Brees was up the middle because he was so efficient moving in the pocket on edge rushes. It wasn't an easy task because those three inside guys were so good and Jahri was always the guy that was consistently part of that group. There is a lot of be said about continuity on the offensive line- I'm sure Drew trusted him and that was a big part of Drew's success. Having that clean pocket to step up into inside."

Luke Kuechly, Carolina Panthers LB [2012-19], 2010s All-Decade, five-time first-team All-Pro and seven-time Pro Bowler

"In the Spring of 2006, Jahri Evans, then a student at Bloomsburg came by my house in New Jersey with his agent and wanted to watch some NFL games with me. I knew within minutes that Jahri was very



WHAT THEY SAID



bright and already a student of the game. In that 2006 NFL draft Jahri was drafted by the Saints and the union of Sean Payton, Drew Brees and Jahri was born. Jahri started nearly every game at right guard for a decade with the quarterback and the coach. He was exactly what Brees needed. Payton needed a guard that could keep powerful defensive tackle from pushing the pocket into the lap of Brees, so he could carve defenses up with pinpoint accuracy. Perhaps the best quality about watching Jahri throughout his career was his balance. He seemed to never be on the ground and was always between his man and the quarterback. The screen game was a huge part of the Saints offensive dominance during that stretch and Jahri on the move made a lot of the screen game go."

Brian Baldinger, NFL Network Host and Analyst

"Drew and Sean enjoyed a great deal of success because of the consistent work put in by Jahri Evans."

Brian Baldinger, NFL Network Host and Analyst

"He did his job up front every time we played the Saints. Everybody in the league, they wanted middle push, middle push, middle push, but you would be trying to get Drew [Brees] to look over the line, but Jahri did his job. There was a reason he made the big bucks and he received the All-Pro and Pro Bowls [honors]. He was an outstanding player. It was an extremely key element for them in the passing game, having that success and being able to anchor those guys. If Drew needed to step to the side, I'm pretty sure he'd step right behind Jahri."

Kevin Williams, five-time first-team All-Pro DT, six-time Pro Bowl, 2000s NFL All-Decade, Evans' teammate [2015]

"Jahri was one of those guys who was strong and athletic, which made it tough on a defensive lineman, because most linemen are either one or the other. They are pretty strong and not athletic or they move their feet well but are weak. Jahri was one of those complete package guys that used his size, quickness and footwork very well, a great combination of abilities. I would always be doing a little more film study that week to prepare, trying to break it down."

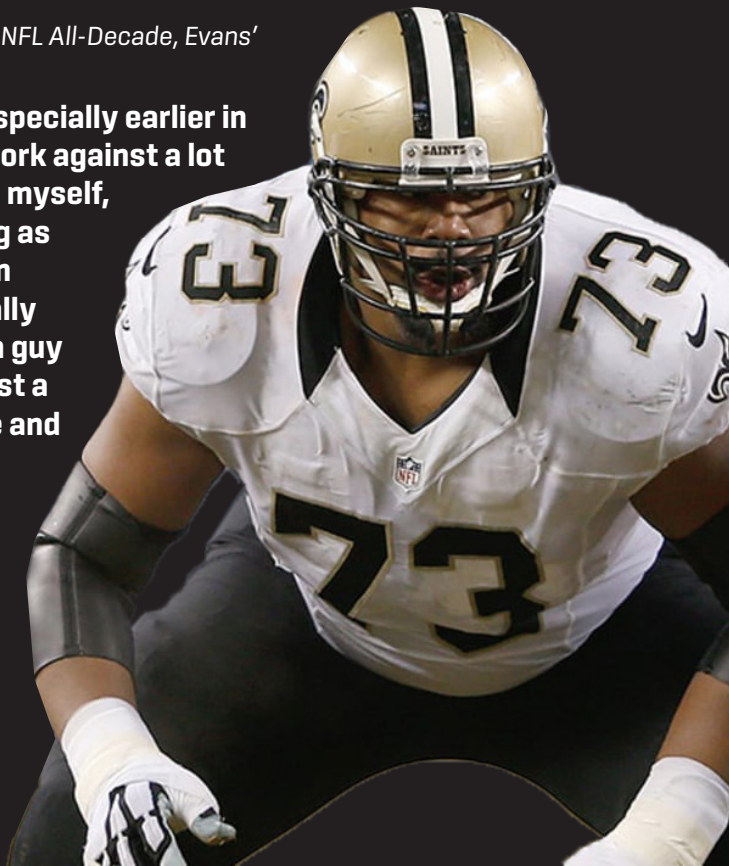
Kevin Williams, five-time first-team All-Pro DT, six-time Pro Bowl, 2000s NFL All-Decade, Evans' teammate [2015]

"He was just a big, strong guy, and a really good athlete. Especially earlier in my career, but I still use a lot of finesse moves, and they work against a lot of guys, but I remember going against Jahri and thinking to myself, 'Why is this not working?' He was just so athletic for as big as he is. During our postseason run in 2009, going against him and feeling his presence and his power on the field - he really made his presence felt in the Divisional game. He's a tough guy to go against, and I have a lot of respect for him. He was just a monster out there in both the run game and the pass game and was an all-around great player - a lot of respect for him."

Calais Campbell, Atlanta Falcons Defensive End, 15-year NFL veteran defensive lineman, three-time All-Pro, six-time Pro Bowl, 2010s NFL All-Decade, went up against Evans with the Arizona Cardinals [2009-16]

"Given the big, wide body stature he had, he reminded me of Hall of Famer Larry Allen."

Jonathan Babineaux, Atlanta Falcons DT [2005-16], played against Evans for 11 seasons





PRESS RELEASE

TYRANN MATHIEU NAMED 2023 SAINTS MAN OF THE YEAR

For Immediate Release: December 5, 2023

New Orleans Saints S **Tyrann Mathieu** has been named the club's 2023 Man of the Year, making him the club nominee for the National Football League Walter Payton Man of the Year Award presented by Nationwide. The Walter Payton Man of the Year Award presented by Nationwide is the league's most prestigious honor and acknowledges NFL players who excel on the field and demonstrate a passion for creating a lasting positive impact beyond the game in their communities. This is the second time that Mathieu has been a team nominee, having first been nominated in 2021 as a member of the Kansas City Chiefs.

A graduate of St. Augustine High School and former standout at Louisiana State University, Mathieu has long been involved in supporting important causes in his hometown, actions that have continued since signing with the Saints in 2022. Mathieu established his "Tyrann Mathieu Foundation" to impact the lives of financially disadvantaged children and youth through encouragement, opportunities and resources to achieve their dreams and his and their hometown.

"Tyrann Mathieu represents what it means to be a New Orleans Saint. We are proud to nominate him for this year's Walter Payton Man of the Year Award," said Saints Owner **Gayle Benson**. "The Walter Payton Man of the Year award honors the top NFL player committed to not only his work on the field, but more importantly, what he does off of it. Tyrann reflects the spirit of this award in the highest way. Being a New Orleans native, he is an outstanding role model and inspiration to our city's youth. Even prior to joining the Saints, Tyrann has been involved in a wide range of community initiatives in New Orleans. Since joining our team, his impact has only grown with the wide range of community initiatives he has been involved in. It is amazing to see all the wonderful work he has done and will continue to do."

"Being the recipient for the New Orleans Saints and getting honored is truly amazing," said Mathieu. "Having an impact in my hometown as well as every community I have played in has been a goal of mine since I was drafted. While the honor is great and I would love to win the whole thing, at the end of the day it's about the work you do within your community to influence people and foster change. I've been very blessed and fortunate to have played the sport professionally for the past 11 years that has been my

first love since being a youth. Part of living that dream has been to be a positive influence on my community, especially the youth”

“To have been nominated for this prestigious award a second time is a huge honor, especially now as a member of the Saints, where I have relished the opportunity to make a positive impact in my hometown.”

Mathieu has been a perfect fit on the field for the Saints as well as in the New Orleans community since signing with the club as a free agent in 2022. On the field, he’s one of only two Saints defenders to open every contest since the start of the 2022 campaign, recording 139 tackles, one sack, six interceptions, including one returned for a touchdown, 14 passes defended, one fumble and one fumble recovery, leading the team with seven takeaways over the two-season period. In 2023, he has anchored a secondary, recording 49 tackles, three interceptions and six passes defended. Overall, in his 11th NFL season, Mathieu has played in 158 career regular season games with 149 starts and posted 745 career tackles, 11 sacks, 32 picks, 96 passes defended, five forced fumbles and seven fumble recoveries.

The past two years, as a member of the Saints, Mathieu, through his foundation has hosted several important events for local youth each year. For the past six years, the past two at the Ochsner Sports Performance Center, Mathieu has hosted his annual Heard of a Badger Youth Camp, which provides children in the New Orleans Community with a safe and productive environment to develop their football skills.

This past July, he invited over 300 youth from the Boys and Girls Club of Metro Louisiana and Son of a Saint for his fourth annual Back-to-School Jamboree to celebrate the upcoming school year with fun and games and food, while providing them with school supplies. Since 2022, Mathieu has improved his annual Tyrann’s Turkeys program with the added benefit of recruiting his Saints teammates to help pass out turkeys and Thanksgiving meals, drive-thru style to local families as a part of his annual holiday giving event. In November, the funds Mathieu donated to the Salvation Army Greater New Orleans provided Thanksgiving turkeys to 350 total families, as well as traditional fixings (stuffing mix, potatoes, fruits & veggies, and more) to assist in a bountiful holiday. The Salvation Army GNO combined with Mathieu’s contributions to provide additional Holiday boxes filled with Thanksgiving sides, helping to provide additional Thanksgiving staples to local families.

Serving as an ambassador for Son of a Saint, a leading New Orleans-based nonprofit dedicated to empowering fatherless boys through mentorship and support, on Tuesday, December 12, Mathieu will host his second annual “Tyrann’s Christmas Blessing” event. Mathieu will treat families to a catered dinner by a gourmet chef and visit with each family. After dinner, he will surprise each family with \$1,000 worth of holiday gifts and necessities pulled from their “wish list” and wrapped by the ladies of the Delta Gamma Zeta Sorority Chapter at LSU.

In June, Mathieu served as the keynote speaker for the Universities of Louisiana Black Male Summit in New Orleans. Mathieu addressed hundreds of African-American college students and academic employees from Louisiana public institutions, speaking on the people he surrounds himself with, how he views success and his “why” behind being so involved in the community.

Throughout his 11-year NFL career with the Arizona Cardinals, Houston Texans, Kansas City Chiefs and Saints, Mathieu has supported important causes in each of these communities, while playing for these teams.

Mathieu will wear a Walter Payton NFL Man of the Year helmet decal through the end of the season in recognition of his accomplishments on and off the field.

All 32 nominees will be recognized for their achievements during the week leading up to Super Bowl LVII. The 2023 Walter Payton NFL Man of the Year will be announced during NFL Honors, a primetime awards special to air nationally on CBS on Thursday, Feb. 8.

Each nominee will receive up to a \$55,000 donation, and the Walter Payton NFL Man of the Year award winner will receive a \$250,000 donation to the charity of his choice. All donations are made possible by the NFL Foundation and Nationwide.

This year, fans are once again encouraged to participate in Nationwide’s annual Charity Challenge, a social media and online contest that allows fans to show support for Mathieu. Fans can vote on X (formerly Twitter) by posting #WPMOYChallenge along with the name/X handle of their chosen nominee or by voting directly on [NFL.com/ManOfTheYear](https://www.nfl.com/manoftheyear). The nominee who receives the most collective hashtag mentions and votes will win an additional \$35,000 donation from Nationwide to the charity of their choice, with the runner-up receiving \$10,000 and the third-place winner receiving \$5,000. Mathieu won first place in the Charity Challenge in 2021. Charity Challenge voting takes place from Dec. 5th to Jan. 8th.

For more information on Mathieu, the other nominees and the award, please visit [NFL.com/ManOfTheYear](https://www.nfl.com/manoftheyear).

-New Orleans Saints-

NEW ORLEANS SAINTS ALPHABETICAL ROSTER (as of 12/14/23)

No.	Name	Pos.	Ht.	Wt.	Born	Exp.	College	H.S. Hometown
24	Abram, Johnathan	S	6-0	205	10/25/96	5	Mississippi State	Columbia, Miss.
29	Adebo, Paulson	CB	6-1	192	7/3/99	3	Stanford	Mansfield, Texas
0	Amadi, Ugo	S	5-9	201	5/16/97	5	Oregon	Nashville, Tenn.
53	Baun, Zack	LB	6-3	225	12/30/96	4	Wisconsin	Brown Deer, Wis.
5	Bowden Jr., Lynn	WR	6-1	204	10/14/97	3	Kentucky	Warren, Ohio
90	Bresee, Bryan	DT	6-5	305	10/6/01	R	Clemson	Damascus, Md.
4	Carr, Derek	QB	6-3	215	3/28/91	10	Fresno State	Bakersfield, Calif.
11	Dantzler Sr., Cameron	DB	6-2	188	9/3/98	4	Mississippi State	Hammond, La.
56	Davis, Demario	LB	6-2	248	1/11/89	12	Arkansas State	Brandon, Miss.
55	Foskey, Isaiah	DE	6-5	265	10/30/00	R	Notre Dame	Concord, Calif.
73	Garcia, Max	G	6-4	309	11/9/91	9	Florida	Norcross, Ga.
80	Graham, Jimmy	TE	6-7	265	10/24/86	13	Miami (Fla.)	Goldsboro, N.C.
96	Granderson, Carl	DE	6-5	261	12/18/96	5	Wyoming	Sacramento, Calif.
48	Gray, J.T.	DB	6-0	202	1/18/96	6	Mississippi State	Clarksdale, Miss.
19	Grupe, Blake	K	5-7	156	11/5/98	R	Notre Dame	Sedalia, Mo.
3	Haener, Jake	QB	6-1	200	3/10/99	R	Fresno State	Danville, Calif.
39	Hedley, Lou	P	6-4	220	6/27/93	R	Miami (Fla.)	Mandurah, Au.
7	Hill, Taysom	QB	6-2	221	8/23/90	7	Brigham Young	Pocatello, Idaho
31	Howden, Jordan	DB	6-0	209	5/14/00	R	Minnesota	San Diego, Calif.
74	Hurst, James	OL	6-5	310	12/17/91	10	North Carolina	Plainfield, Ind.
52	Jackson, D'Marco	LB	6-1	233	7/20/98	2	Appalachian State	Spartanburg, S.C.
83	Johnson, Juwan	TE	6-4	231	9/13/96	4	Oregon	Glassboro, N.J.
28	Johnson Jr., Lonnie	CB	6-2	213	11/4/95	5	Kentucky	Gary, Ind.
94	Jordan, Cameron	DE	6-4	287	7/10/89	13	California	Chandler, Ariz.
41	Kamara, Alvin	RB	5-10	215	7/25/95	7	Tennessee	Atlanta, Ga.
18	Kirkwood, Keith	WR	6-3	210	12/26/94	4	Temple	Neptune Township, N.J.
92	Kpassagnon, Tanoh	DE	6-7	289	6/14/94	7	Villanova	Ambler, Pa.
32	Mathieu, Tyrann	S	5-9	190	5/13/92	11	LSU	New Orleans, La.
6	Maye, Marcus	S	6-0	207	3/9/93	7	Florida	Melbourne, Fla.
78	McCoy, Erik	C/G	6-4	303	8/27/97	5	Texas A&M	Lufkin, Texas
25	Miller, Kendre	RB	6-0	220	6/11/02	R	TCU	Mount Enterprise, Texas
87	Moreau, Foster	TE	6-4	250	5/6/97	5	LSU	New Orleans, La.
12	Olave, Chris	WR	6-0	187	6/27/00	2	Ohio State	San Marcos, Calif.
75	Peat, Andrus	G/T	6-7	316	11/4/93	9	Stanford	Tempe, Ariz
70	Penning, Trevor	T	6-7	325	5/15/99	2	Northern Iowa	Mason City, Iowa
17	Perry, A.T.	WR	6-5	205	10/26/99	R	Wake Forest	Lake Worth, Fla.
91	Phillips, Kyle	DE	6-4	277	5/5/97	4	Tennessee	Nashville, Tenn.
71	Ramczyk, Ryan	T	6-6	314	4/22/94	7	Wisconsin	Stevens Point, Wis.
97	Roach, Malcolm	DL	6-3	290	6/9/98	4	Texas	Baton Rouge, La.
51	Ruiz, Cesar	C/G	6-4	316	6/14/99	4	Michigan	Camden, N.J.
64	Saldiveri, Nick	OL	6-6	316	8/14/00	R	Old Dominion	Monroe, N.C.
99	Saunders, Khalel	DT	6-0	324	8/9/96	5	Western Illinois	St. Louis, Mo.
45	Sewell, Nephi	LB	6-0	228	12/19/98	1	Utah	St. George, Utah
22	Shaheed, Rashid	WR/RS	6-0	180	8/31/98	2	Weber State	San Diego, Calif.
93	Shepherd, Nathan	DT	6-4	315	10/9/93	6	Fort Hays State	Ajax, Ontario, Canada
42	Summers, Ty	LB	6-1	241	12/31/95	5	TCU	San Antonio, Texas
1	Taylor, Alontae	CB	6-1	199	12/3/98	2	Tennessee	Manchester, Tenn.
20	Werner, Pete	LB	6-3	242	6/5/98	3	Ohio State	Indianapolis, Ind.
21	Williams, Jamaal	RB	6-0	224	4/3/95	7	Brigham Young	Fontana, Calif.
2	Winston, Jameis	QB	6-4	231	1/6/94	9	Florida State	Hueytown, Ala.
49	Wood, Zach	LS	6-3	255	1/10/93	7	Southern Methodist	Rowlett, Texas
27	Yiadam, Isaac	CB	6-1	188	2/20/96	6	Boston College	Worcester, Mass.
67	Young, Landon	T	6-7	321	8/21/97	3	Kentucky	Lexington, Ky.

Players on Active Roster: (53)

Practice Squad: (16)

10	Callaway, Marquez	WR	6-2	204	3/27/98	4	Tennessee	Warner Robins, Ga.
77	Erving, Cameron	T	6-5	315	8/23/92	9	Florida State	Norman Park, Ga.
68	Evans II, Mark	OL	6-4	295	10/11/99	R	Arkansas Pine Bluff	Houston, Texas
95	Heflin, Jack	DT	6-3	304	3/8/98	2	Iowa	Prophetstown, Ill.
30	Hicks, Faion	DB	5-10	192	9/2/98	1	Wisconsin	Pembroke Pines, Fla.
89	Hudson, Tommy	TE	6-5	255	2/22/97	2	Arizona State	San Jose, Calif.
86	Jacobson, Michael	TE	6-7	244	4/4/97	1	Iowa State	Waukee, Iowa
38	Jean-Charles, Shemar	DB	5-10	184	6/20/98	3	Appalachian State	Miramar, Fla.
85	Kirklín, Jontre	WR	6-0	184	10/9/98	1	LSU	Lutcher, La.
62	Kraemer, Tommy	G	6-6	316	4/16/98	3	Notre Dame	Cincinnati, Ohio
57	Lalos, Niko	DE	6-5	269	6/25/97	2	Dartmouth	Akron, Ohio
33	Mims, Jordan	RB	6-0	205	6/16/99	R	Fresno State	Atherton, Calif.
58	Orji, Anfernee	LB	6-2	230	10/6/00	R	Vanderbilt	Rockwall, Texas
46	Prentice, Adam	FB	6-0	245	1/16/97	3	South Carolina	Clovis, Calif.
14	Seibert, Austin	K	5-9	200	11/15/96	3	Oklahoma	Belleville, Ill.
26	Sorensen, Daniel	S	6-2	208	3/5/90	10	Brigham Young	Colton, Calif.

Reserve/Injured: (6)

26	Benjamin, Eno	RB	5-9	207	4/13/99	3	Arizona State	Wylie, Texas
50	Dowell, Andrew	LB	6-1	225	11/16/96	4	Michigan State	Lakewood, Ohio
23	Lattimore, Marshon	CB	6-0	192	5/20/96	7	Ohio State	Cleveland, Ohio
13	Thomas, Michael	WR	6-3	212	3/3/93	8	Ohio State	Woodland Hills, Calif.
98	Turner, Payton	DE	6-6	270	1/7/99	3	Houston	Houston, Texas
59	Turner, Trai	G	6-3	320	6/14/93	9	LSU	New Orleans, La.

Practice Squad Injured: (2)

43	Connolly, Ryan	LB	6-2	234	10/3/95	4	Wisconsin	Eden Prairie, Minn.
88	Davis, Shaq	WR	6-5	215	2/8/00	R	South Carolina State	Summerville, S.C.

HEAD COACH: DENNIS ALLEN. Assistants: **Clancy Barone**(Tight Ends), **Bob Bicknell** (Senior Offensive Assistant), **Kodi Burns** (Wide Receivers), **Kevin Carberry** (Assistant Offensive Line), **Pete Carmichael** (Offensive Coordinator), **Ronald Curry** (Passing Game Coordinator/Quarterbacks), **Jahri Evans** (Offensive Assistant), **Phil Galiano** (Assistant Special Teams), **Matt Giordano** (Defensive Assistant), **Peter Giunta** (Senior Defensive Assistant), **Todd Grantham** (Defensive Line), **Adam Gristick** (Defensive Assistant), **Michael Hodges** (Linebackers), **Doug Marrone** (Offensive Line), **Mike Martinez** (Assistant to the Head Coach), **Kevin Petry** (Offensive Assistant), **Darren Rizzi** (Assistant Head Coach/Special Teams Coordinator), **Marcus Robertson** (Secondary), **Joel Thomas** (Running Backs), **Jordan Traylor** (Offensive Assistant), **D.J. Williams** (Offensive Assistant), **Joe Woods** (Defensive Coordinator), **Brian Young** (Pass Rush Specialist).

NEW ORLEANS SAINTS NUMERICAL ROSTER (as of 12/14/23)

No.	Name	Pos.	Ht.	Wt.	Age	Exp.	College	H.S. Hometown	How Acquired	GP	GS	DNP	IA
0	Ugo Amadi	S	5-9	201	26	5	Oregon	Nashville, Tenn.	FA-23	12	0	0	0
1	Alontae Taylor	CB	6-1	199	25	2	Tennessee	Manchester, Tenn.	D2-22	12	8	0	0
2	Jameis Winston	QB	6-4	231	29	9	Florida State	Hueytown, Ala.	UFA-20 (TB)	5	0	7	0
3	Jake Haener	QB	6-1	200	24	R	Fresno State	Danville, Calif.	D4b-23	0	0	0	5
4	Derek Carr	QB	6-3	215	32	10	Fresno State	Bakersfield, Calif.	FA-23	12	12	0	0
5	Lynn Bowden Jr.	WR	6-1	204	26	3	Kentucky	Warren, Ohio	FA-23	10	0	0	1
6	Marcus Maye	S	6-0	207	30	7	Florida	Melbourne, Fla.	UFA-22 (NYJ)	7	7	1	1
7	Taysom Hill	QB	6-2	221	33	7	Brigham Young	Pocatello, Idaho	WAI-17 (GB)	12	6	0	0
11	Cameron Dantzler Sr.	DB	6-2	188	25	4	Mississippi State	Hammond, La.	FA-23	2	0	1	1
12	Chris Olave	WR	6-0	187	23	2	Ohio State	San Marcos, Calif.	D1a-22	12	10	0	0
17	A.T. Perry	WR	6-5	205	24	R	Wake Forest	Lake Worth, Fla.	D6-23	5	1	0	7
18	Keith Kirkwood	WR	6-3	210	28	4	Temple	Neptune Township, N.J.	FA-22	9	2	0	2
19	Blake Grupe	K	5-7	156	25	R	Notre Dame	Sedalia, Mo.	FA-23	12	0	0	0
20	Pete Werner	LB	6-3	242	25	3	Ohio State	Indianapolis, Ind.	D2-21	11	11	0	1
21	Jamaal Williams	RB	6-0	224	28	7	Brigham Young	Fontana, Calif.	UFA-23 (DET)	8	2	0	0
22	Rashid Shaheed	WR/RS	6-0	180	25	2	Weber State	San Diego, Calif.	FA-22	11	7	0	1
24	Johnathan Abram	S	6-0	205	27	5	Mississippi State	Columbia, Miss.	UFA-23 (SEA)	4	1	0	0
25	Kendre Miller	RB	6-0	220	21	R	TCU	Mount Enterprise, Texas	D3-23	7	0	0	5
27	Isaac Yiadom	CB	6-1	188	27	6	Boston College	Worcester, Mass.	FA-22	12	2	0	0
28	Lonnie Johnson Jr.	CB	6-2	213	28	5	Kentucky	Gary, Ind.	UFA-23 (TEN)	10	0	0	2
29	Paulson Adebo	CB	6-1	192	24	3	Stanford	Mansfield, Texas	D3-21	10	10	0	2
31	Jordan Howden	DB	6-0	209	23	R	Minnesota	San Diego, Calif.	D5-23	11	4	0	1
32	Tyrann Mathieu	S	5-9	190	31	11	LSU	New Orleans, La.	UFA-22 (KC)	12	12	0	0
39	Lou Hedley	P	6-4	220	30	R	Miami (Fla.)	Mandurah, Au.	FA-23	12	0	0	0
41	Alvin Kamara	RB	5-10	215	28	7	Tennessee	Atlanta, Ga.	D3a-17	9	9	0	0
42	Ty Summers	LB	6-1	241	27	5	TCU	San Antonio, Texas	FA-22	10	0	0	1
45	Nephi Sewell	LB	6-0	228	24	1	Utah	St. George, Utah	FA-22	12	0	0	0
48	J.T. Gray	DB	6-0	202	27	6	Mississippi State	Clarksdale, Miss.	FA-18	9	0	0	3
49	Zach Wood	LS	6-3	255	30	7	Southern Methodist	Rowlett, Texas	FA-17	12	0	0	0
51	Cesar Ruiz	C/G	6-4	316	24	4	Michigan	Camden, N.J.	D1-20	11	11	0	1
52	D'Marco Jackson	LB	6'1	233	25	2	Appalachian State	Spartanburg, S.C.	D5-22	12	0	0	0
53	Zack Baun	LB	6-3	225	26	4	Wisconsin	Brown Deer, Wis.	D3a-20	12	6	0	0
55	Isaiah Foskey	DE	6-5	265	23	R	Notre Dame	Concord, Calif.	D2-23	9	0	0	3
56	Demario Davis	LB	6-2	248	34	12	Arkansas State	Brandon, Miss.	UFA-18 (NYJ)	12	12	0	0
64	Nick Saldiveri	OL	6-6	316	23	R	Old Dominion	Monroe, N.C.	D4a-23	4	0	1	7
67	Landon Young	T	6-7	321	26	3	Kentucky	Lexington, Ky.	D6-21	9	1	0	3
70	Trevor Penning	T	6-7	325	24	2	Northern Iowa	Mason City, Iowa	D1b-22	12	5	0	0
71	Ryan Ramczyk	T	6-6	314	29	7	Wisconsin	Stevens Point, Wis.	D1b-17	11	11	0	1
73	Max Garcia	G	6-4	309	32	9	Florida	Norcross, Ga.	FA-23	12	2	0	0
74	James Hurst	OL	6-5	310	31	10	North Carolina	Plainfield, Ind.	FA-20	10	10	0	2
75	Andrus Peat	G/T	6-7	316	30	9	Stanford	Tempe, Ariz.	D1a-15	11	7	0	1
78	Erik McCoy	C/G	6-4	303	26	5	Texas A&M	Lufkin, Texas	D2-19	12	12	0	0
80	Jimmy Graham	TE	6-7	265	37	13	Miami (Fla.)	Goldsboro, N.C.	FA-23	8	0	0	4
83	Juwan Johnson	TE	6-4	231	27	4	Oregon	Glassboro, N.J.	FA-20	8	8	1	3
87	Foster Moreau	TE	6-4	250	26	5	LSU	New Orleans, La.	FA-23	10	8	0	0
90	Bryan Bresee	DT	6-5	305	22	R	Clemson	Damascus, Md.	D1-23	12	1	0	2
91	Kyle Phillips	DE	6-4	277	26	4	Tennessee	Nashville, Tenn.	FA-23	1	0	1	9
92	Tanoh Kpassagnon	DE	6-7	289	29	7	Villanova	Ambler, Pa.	UFA-21 (KC)	12	0	0	0
93	Nathan Shepherd	DT	6-4	315	30	6	Fort Hays State	Ajax, Ontario, Canada	UFA-23 (NYJ)	12	12	0	0
94	Cameron Jordan	DE	6-4	287	34	13	California	Chandler, Ariz.	D1a-11	12	12	0	0
96	Carl Granderson	DE	6-5	261	26	5	Wyoming	Sacramento, Calif.	FA-19	12	12	0	0
97	Malcolm Roach	DL	6-3	290	25	4	Texas	Baton Rouge, La.	FA-20	12	0	0	0
99	Khalen Saunders	DT	6-0	324	27	5	Western Illinois	St. Louis, Mo.	UFA-23 (KC)	12	12	0	0

Players on Active Roster: (53)

Practice Squad: (16)

10	Marquez Callaway	WR	6-2	204	25	4	Tennessee	Warner Robins, Ga.	FA-23	1	0	0	0
14	Austin Seibert	K	5-9	200	27	3	Oklahoma	Belleville, Ill.	FA-23	0	0	0	0
26	Daniel Sorensen	S	6-2	208	33	10	Brigham Young	Colton, Calif.	FA-23	2	0	0	0
30	Faion Hicks	DB	5-10	192	25	1	Wisconsin	Pembroke Pines, Fla.	FA-23	0	0	0	0
33	Jordan Mims	RB	6-0	205	24	R	Fresno State	Atherton, Calif.	FA-23	1	0	0	0
38	Shemar Jean-Charles	DB	5-10	184	25	3	Appalachian State	Miramar, Fla.	FA-23	0	0	0	0
46	Adam Prentice	FB	6-0	245	26	3	South Carolina	Clovis, Calif.	WAI-21 (DEN)	8	1	0	0
57	Niko Lalos	DE	6-5	269	26	2	Dartmouth	Akron, Ohio	FA-23	0	0	0	0
58	Anfernee Orji	LB	6-2	230	23	R	Vanderbilt	Rockwall, Texas	FA-23	0	0	0	0
62	Tommy Kraemer	G	6-6	316	25	3	Notre Dame	Cincinnati, Ohio	FA-23	0	0	0	0
68	Mark Evans II	OL	6-4	295	24	R	Arkansas Pine Bluff	Houston, Texas	FA-23	0	0	0	0
77	Cameron Erving	T	6-5	315	31	9	Florida State	Norman Parl, Ga.	FA-23	1	1	0	0
85	Jontre Kirklin	WR	6-0	184	25	1	LSU	Lutcher, La.	FA-23	0	0	0	0
86	Michael Jacobson	TE	6-7	244	26	1	Iowa State	Waukee, Iowa	FA-23	0	0	0	0
89	Tommy Hudson	TE	6-5	255	26	2	Arizona State	San Jose, Calif.	FA-23	0	0	0	0
95	Jack Heflin	DT	6-3	304	25	2	Iowa	Prophetstown, Ill.	FA-23	0	0	0	0

Reserve/Injured: (6)

13	Michael Thomas	WR	6-3	212	30	8	Ohio State	Woodland Hills, Calif.	D2a-16	10	7	0	0
23	Marshon Lattimore	CB	6-0	192	27	7	Ohio State	Cleveland, Ohio	D1a-17	10	10	0	0
26	Eno Benjamin	RB	5-9	207	24	3	Arizona State	Wylie, Texas	WAI-22 (HOU)	0	0	0	0
50	Andrew Dowell	LB	6-1	225	27	4	Michigan State	Lakewood, Ohio	FA-19	0	0	0	0
59	Trai Turner	G	6-3	320	30	9	LSU	New Orleans, La.	FA-23	0	0	0	0
98	Payton Turner	DE	6-6	270	24	3	Houston	Houston, Texas	D1-21	1	0	0	0

Practice Squad Injured: (2)

43	Ryan Connelly	LB	6-2	234	28	4	Wisconsin	Eden Prairie, Minn.	FA-23	1	0	0	0
88	Shaq Davis	WR	6-5	215	23	R	South Carolina State	Summerville, S.C.	FA-23	0	0	0	0

HEAD COACH: DENNIS ALLEN. Assistants: **Clancy Barone**(Tight Ends), **Bob Bicknell** (Senior Offensive Assistant), **Kodi Burns** (Wide Receivers), **Kevin Carberry** (Assistant Offensive Line), **Pete Carmichael** (Offensive Coordinator), **Ronald Curry** (Passing Game Coordinator/Quarterbacks), **Jahri Evans** (Offensive Assistant), **Phil Galiano** (Assistant Special Teams), **Matt Giordano** (Defensive Assistant), **Peter Giunta** (Senior Defensive Assistant), **Todd Grantham** (Defensive Line), **Adam Gristick** (Defensive Assistant), **Michael Hodges** (Linebackers), **Doug Marrone** (Offensive Line), **Mike Martinez** (Assistant to the Head Coach), **Kevin Petry** (Offensive Assistant), **Darren Rizzi** (Assistant Head Coach/Special Teams Coordinator), **Marcus Robertson** (Secondary), **Joel Thomas** (Running Backs), **Jordan Traylor** (Offensive Assistant), **D.J. Williams** (Offensive Assistant), **Joe Woods** (Defensive Coordinator), **Brian Young** (Pass Rush Specialist).

New Orleans Saints Unofficial Depth Chart (as of 12/4/23)

OFFENSE

WR	17 <u>A.T. Perry</u>	18 Keith Kirkwood		
LT	75 Andrus Peat	70 Trevor Penning	67 Landon Young	
LG	74 James Hurst	64 <u>Nick Saldiveri</u>		
C	78 Erik McCoy	73 Max Garcia		
RG	51 Cesar Ruiz	64 <u>Nick Saldiveri</u>		
RT	71 Ryan Ramczyk	67 Landon Young		
TE	83 Juwan Johnson	87 Foster Moreau	80 Jimmy Graham	
WR	12 Chris Olave	18 Keith Kirkwood		
QB	4 Derek Carr	2 Jameis Winston	7 Taysom Hill	3 <u>Jake Haener</u>
WR	22 Rashid Shaheed	5 Lynn Bowden Jr.		
RB	41 Alvin Kamara	21 Jamaal Williams	25 <u>Kendre Miller</u>	

DEFENSE

RDE	96 Carl Granderson	55 <u>Isaiah Foskey</u>	91 Kyle Phillips	
DT	99 Khaleke Saunders	97 Malcolm Roach		
DT	93 Nathan Shepherd	90 <u>Bryan Bresee</u>		
LDE	94 Cameron Jordan	92 Tanoh Kpassagnon		
WILL	20 Pete Werner	45 Nephi Sewell		
MLB	56 Demario Davis	52 D'Marco Jackson		
SAM	53 Zack Baun	42 Ty Summers		
LCB	29 Paulson Adebo	11 Cameron Dantzler Sr.		
SS	6 Marcus Maye	31 <u>Jordan Howden</u>	48 J.T. Gray	24 Johnathan Abram
FS	32 Tyrann Mathieu	28 Lonnie Johnson Jr.	0 Ugo Amadi	
RCB	27 Isaac Yiadom	1 Alontae Taylor		

SPECIAL TEAMS

P	39 <u>Lou Hedley</u>
K	19 <u>Blake Grupe</u>
KO	19 <u>Blake Grupe</u>
LS	49 Zach Wood
H	39 <u>Lou Hedley</u>
PR	22 Rashid Shaheed
KR	22 Rashid Shaheed

Won 5, Lost 7

9/10/2023	W 16 - 15	Tennessee Titans
9/18/2023	W 20 - 17	at Carolina Panthers
9/24/2023	L 17 - 18	at Green Bay Packers
10/1/2023	L 9 - 26	Tampa Bay Buccaneers
10/8/2023	W 34 - 0	at New England Patriots
10/15/2023	L 13 - 20	at Houston Texans
10/19/2023	L 24 - 31	Jacksonville Jaguars
10/29/2023	W 38 - 27	at Indianapolis Colts
11/5/2023	W 24 - 17	Chicago Bears
11/12/2023	L 19 - 27	at Minnesota Vikings
11/26/2023	L 15 - 24	at Atlanta Falcons
12/3/2023	L 28 - 33	Detroit Lions

	New Orleans				Opponent			
Total First Downs	238				222			
Rushing	80				78			
Passing	138				117			
Penalty	20				27			
3rd Down: Made/Att	66/174				58/159			
3rd Down Pct.	37.9%				36.5%			
4th Down: Made/Att	8/15				5/11			
4th Down Pct.	53.3%				45.5%			
Possession Avg.	31:16				28:44			
Total Net Yards	4180				3870			
Avg. Per Game	348.3				322.5			
Total Plays	817				737			
Avg. Per Play	5.1				5.3			
Net Yards Rushing	1261				1506			
Avg. Per Game	105.1				125.5			
Total Rushes	341				335			
Net Yards Passing	2919				2364			
Avg. Per Game	243.3				197.0			
Sacked/Yards Lost	27/178				19/122			
Gross Yards	3097				2486			
Attempts/Completions	449/291				383/227			
Completion Pct.	64.8%				59.3%			
Had Intercepted	9				14			
Punts/Average	54/43.2				54/45.5			
Net Punting Avg.	39.6				39.8			
Penalties/Yards	76/692				77/578			
Fumbles/Ball Lost	11/7				10/6			
Touchdowns	26				27			
Rushing	10				9			
Passing	14				16			
Returns	2				2			
Score By Periods			Q1	Q2	Q3	Q4	OT	Pts
Team			53	70	64	70	0	257
Opponents			68	88	22	77	0	255
Scoring	TD	Ru	Pa	Rt	PAT	FG	2Pt	Pts
B.Grupe	0	0	0	0	23/23	24/30	0	95
A.Kamara	5	4	1	0	0/0	0/0	3	36
T.Hill	5	4	1	0	0/0	0/0	0	30
R.Shaheed	4	0	3	1	0/0	0/0	0	24
C.Olave	3	0	3	0	0/0	0/0	0	18
J.Graham	2	0	2	0	0/0	0/0	0	12
T.Jones	2	2	0	0	0/0	0/0	0	12
J.Johnson	1	0	1	0	0/0	0/0	0	6
T.Mathieu	1	0	0	1	0/0	0/0	0	6
F.Moreau	1	0	1	0	0/0	0/0	0	6
A.Perry	1	0	1	0	0/0	0/0	0	6
M.Thomas	1	0	1	0	0/0	0/0	0	6
Team	26	10	14	2	23/23	24/30	3	257
Opponents	27	9	16	2	23/23	22/25	2	255

2-Pt. Conversions: Team 3/3, Opponents: 2/4
Sacks: C.Granderson 5.5, D.Davis 4.0, C.Jordan 2.0, B.Bresee 1.5, N.Shepherd 1.5, A.Taylor 1.0, Z.Baun 1.0, M.Maye 1.0, T.Kpassagnon 0.5, P.Werner 0.5, I.Foskey 0.5 **Team: 19.0, Opponents: 27.0**

Rushing	No.	Yds	Avg	Long	TD			
A.Kamara	133	508	3.8	17	4			
T.Hill	70	346	4.9	21	4			
J.Williams	52	147	2.8	11	0			
K.Miller	28	83	3.0	10	0			
T.Jones	21	70	3.3	19	2			
D.Carr	23	39	1.7	10	0			
L.Bowden	4	34	8.5	29	0			
R.Shaheed	6	33	5.5	12	0			
A.Prentice	1	5	5.0	5	0			
J.Winston	3	-4	-1.3	-1	0			
Team	341	1261	3.7	29	10			
Opponents	335	1506	4.5	42	9			
Receiving	No.	Yds	Avg	Long	TD			
C.Olave	68	890	13.1	51	3			
A.Kamara	60	413	6.9	25	1			
M.Thomas	39	448	11.5	31	1			
R.Shaheed	33	534	16.2	58t	3			
T.Hill	26	229	8.8	36	1			
J.Johnson	18	142	7.9	27	1			
F.Moreau	13	143	11.0	23	1			
K.Miller	9	111	12.3	33	0			
J.Williams	9	34	3.8	8	0			
A.Perry	4	75	18.8	30	1			
T.Jones	4	21	5.3	10	0			
K.Kirkwood	3	21	7.0	13	0			
L.Bowden	2	17	8.5	12	0			
J.Graham	2	14	7.0	8t	2			
A.Prentice	1	5	5.0	5	0			
Team	291	3097	10.6	58t	14			
Opponents	227	2486	11.0	48	16			
Interceptions	No.	Yds	Avg	Long	TD			
P.Adebo	4	32	8.0	27	0			
T.Mathieu	3	48	16.0	27t	1			
M.Maye	2	5	2.5	5	0			
Z.Baun	1	10	10.0	10	0			
L.Johnson	1	0	0.0	0	0			
M.Lattimore	1	0	0.0	0	0			
P.Werner	1	0	0.0	0	0			
I.Yiadom	1	0	0.0	0	0			
Team	14	95	6.8	27t	1			
Opponents	9	158	17.6	92t	2			
Punting	No	Yds	Avg	Net	TB	In	Lg	B
L.Hedley	54	2335	43.2	39.6	4	21	62	0
Team	54	2335	43.2	39.6	4	21	62	0
Opponents	54	2459	45.5	39.8	1	25	63	0
Punt Returns	Ret	FC	Yds	Avg	Long	TD		
R.Shaheed	18	20	259	14.4	76t	1		
L.Bowden	5	1	30	6.0	16	0		
Team	23	21	289	12.6	76t	1		
Opponents	21	18	114	5.4	14	0		
Kickoff Returns	No.	Yds	Avg	Long	TD			
R.Shaheed	16	343	21.4	28	0			
L.Bowden	1	18	18.0	18	0			
Team	17	361	21.2	28	0			
Opponents	9	185	20.6	24	0			
Field Goals	1-19	20-29	30-39	40-49	50+			
B.Grupe	0/ 0	7/ 8	5/ 5	7/ 9	5/ 8			
Team	0/ 0	7/ 8	5/ 5	7/ 9	5/ 8			
Opponents	0/ 0	7/ 7	7/ 7	4/ 6	4/ 5			
Fumbles Lost: D.Carr 3, T.Hill 1, Z.Baun 1, A.Prentice 1, R.Shaheed 1 Total: 7								
Opponent Fumble Recoveries: P.Adebo 2, C.Jordan 1, L.Johnson 1, C.Granderson 1, P.Werner 1 Total: 6								

Passing	Att	Cmp	Yds	Cmp%	Yds/Att	TD	TD%	Int	Int%	Long	Sack	Lost	Rating
D.Carr	394	261	2761	66.2%	7.0	11	2.8%	6	1.5%	58t	24/	162	89.4
J.Winston	47	25	264	53.2%	5.6	2	4.3%	3	6.4%	30	2/	13	57.4
T.Hill	8	5	72	62.5%	9.0	1	12.5%	0	0.0%	44	1/	3	131.3
Team	449	291	3097	64.8%	6.9	14	3.1%	9	2.0%	58t	27/	178	86.9
Opponents	383	227	2486	59.3%	6.5	16	4.2%	14	3.7%	48	19/	122	77.2

New Orleans Saints 2023 Defensive Stats																				
	Regular Defensive Plays											Special Teams					Miscellaneous			
Name	TKL	AST	TOT	SACK	YDS	TFL	QH	IN	PD	FF	FR	TKL	AST	FF	FR	BL	TKL	AST	FF	FR
Davis, Demario	52	31	83	4	26	6	8	0	3	1	0	0	0	0	0	0	0	0	0	0
Werner, Pete	43	24	67	0.5	4	1	1	1	1	0	1	0	0	0	0	0	0	0	0	0
Granderson, Carl	31	26	57	5.5	38	10	16	0	1	1	1	0	0	0	0	0	0	0	0	0
Taylor, Alontae	40	12	52	1	14	5	1	0	10	0	0	0	0	0	0	0	0	0	0	0
Mathieu, Tyrann	32	17	49	0	0	0	1	3	6	0	0	0	0	0	0	0	0	0	0	0
Lattimore, Marshon	39	9	48	0	0	2	0	1	8	0	0	0	0	0	0	0	0	0	0	0
Adebo, Paulson	37	11	48	0	0	0	0	4	14	2	2	0	0	0	0	0	0	0	0	0
Roach, Malcolm	13	26	39	0	0	3	1	0	3	0	0	0	0	0	0	0	0	0	0	0
Saunders, Khalen	16	22	38	0	0	1	2	0	0	0	0	0	0	0	0	0	0	0	0	0
Maye, Marcus	27	10	37	1	0	3	0	2	2	0	0	0	0	0	0	0	0	0	0	0
Jordan, Cameron	16	20	36	2	8	3	6	0	3	0	1	0	0	0	0	0	0	0	0	0
Shepherd, Nathan	13	19	32	1.5	7.5	2	4	0	0	0	0	0	0	0	0	0	0	0	0	0
Howden, Jordan	10	11	21	0	0	0	1	0	3	0	0	0	0	0	0	0	0	0	0	0
Baun, Zack	11	8	19	1	8	2	1	1	1	0	0	0	1	0	0	0	0	0	0	0
Bresee, Bryan	9	9	18	1.5	11	4	4	0	6	0	0	0	0	0	0	0	0	0	0	0
Yiadam, Isaac	12	6	18	0	0	0	0	1	7	0	0	5	1	0	0	0	0	0	0	0
Foskey, Isaiah	5	5	10	0.5	1.5	1	1	0	1	0	0	0	0	0	0	0	0	0	0	0
Sewell, Nephi	6	3	9	0	0	2	0	0	0	0	0	4	1	0	0	0	0	0	0	0
Kpassagnon, Tanoh	4	5	9	0.5	4	1	5	0	1	0	0	0	0	0	0	0	0	0	0	0
Abram, Johnathan	3	5	8	0	0	0	0	0	0	0	0	0	2	0	0	0	0	0	0	0
Johnson Jr., Lonnie	1	1	2	0	0	0	0	1	2	0	0	3	0	0	1	0	0	0	0	0
Pierre-Paul, Jason	1	1	2	0	0	0	0	0	0	0	0	0	0	0	0	0	0	0	0	0
Amadi, Ugo	1	0	1	0	0	0	0	0	2	0	0	0	0	0	0	0	0	0	0	0
Gray, J.T.	0	1	1	0	0	0	0	0	0	0	0	3	4	0	0	0	0	0	0	0
Phillips, Kyle	0	1	1	0	0	0	0	0	0	0	0	0	0	0	0	0	0	0	0	0
Turner, Payton	0	1	1	0	0	0	0	0	0	0	0	0	0	0	0	0	0	0	0	0
Hill, Taysom	0	0	0	0	0	0	0	0	0	0	0	2	0	0	0	0	0	0	0	0
Jackson, D'Marco	0	0	0	0	0	0	0	0	0	0	0	2	4	0	0	0	0	0	0	0
Wood, Zach	0	0	0	0	0	0	0	0	0	0	0	0	2	0	0	0	0	0	0	0
Summers, Ty	0	0	0	0	0	0	0	0	0	0	0	1	1	0	0	0	0	0	0	0
Kirkwood, Keith	0	0	0	0	0	0	0	0	0	0	0	1	0	0	0	0	0	0	0	0
Mims, Jordan	0	0	0	0	0	0	0	0	0	0	0	0	1	0	0	0	0	0	0	0
Prentice, Adam	0	0	0	0	0	0	0	0	0	0	0	0	3	0	0	0	0	0	0	0
Erving, Cameron	0	0	0	0	0	0	0	0	0	0	0	0	0	0	0	0	0	0	0	1
Hurst, James	0	0	0	0	0	0	0	0	0	0	0	0	0	0	0	0	1	0	0	0
Johnson, Juwan	0	0	0	0	0	0	0	0	0	0	0	0	0	0	0	0	1	0	0	0
Jones Jr., Tony	0	0	0	0	0	0	0	0	0	0	0	0	0	0	0	0	1	0	0	0
Olave, Chris	0	0	0	0	0	0	0	0	0	0	0	0	0	0	0	0	1	0	0	0
Perry, A.T.	0	0	0	0	0	0	0	0	0	0	0	0	0	0	0	0	1	0	0	1
Ruiz, Cesar	0	0	0	0	0	0	0	0	0	0	0	0	0	0	0	0	0	0	0	1
Thomas, Michael	0	0	0	0	0	0	0	0	0	0	0	0	0	0	0	0	1	0	0	0
Williams, Jamaal	0	0	0	0	0	0	0	0	0	0	0	0	0	0	0	0	0	0	0	1
Totals	422	284	706	19	122	46	52	14	74	4	5	21	20	0	1	0	6	0	0	4

Defense: TKL: tackle, AST: assist, TOT: total, INT: interception, PD: pass defense, FF: forced fumble, FR: fumble recovery

Special Teams: BL: kicks blocked.

2023 New Orleans Saints Game Participation

	9/10	9/18	9/24	10/1	10/8	10/15	10/19	10/29	11/5	11/12	11/26	12/3	12/10	12/17	12/21	12/31	TBD	Regular Season
Name	TEN	@CAR	@GB	TB	@NE	@HOU	JAX	@IND	CHI	@MIN	@ATL	DET	CAR	NYG	@LAR	@TB	ATL	GP-GS-DNP-IA
Abram, Johnathan	PS	PS	PL	ST	PL	PS	PS	PS	PS	PS	PS	PL						4-1-0-0
Adebo, Paulson	ST	ST	IA	IA	ST	ST	ST	ST	ST	ST	ST	ST						10-10-0-2
Amadi, Ugo	PL	PL	PL	PL	PL	PL	PL	PL	PL	PL	PL	PL						12-0-0-0
Baun, Zack	ST	ST	PL	ST	PL	ST	PL	ST	PL	ST	PL	PL	ST					12-6-0-0
Benjamin, Eno	IR	IR	IR	IR	IR	IR	IR	IR	IR	IR	IR	IR						0-0-0-0
Bowden Jr., Lynn	PS	IA	PL	PL	PL	PL	PL	PL	IR	PL	PL	PL	PL					10-0-0-1
Bressee, Bryan	PL	PL	PL	PL	PL	PL	PL	PL	PL	PL	PL	PL						12-0-0-0
Callaway, Marquez	XXX	XXX	XXX	XXX	XXX	XXX	XXX	XXX	XXX	XXX	XXX	PS	PL					1-0-0-0
Carr, Derek	ST	ST	ST	ST	ST	ST	ST	ST	ST	ST	ST	ST	ST					12-12-0-0
Connelly, Ryan	PL	IR	IR	IR	IR	IR	IR	PS	PS	IR	IR	IR						1-0-0-0
Dantzler, Cameron	XXX	XXX	PL	PL	PS	PS	PS	PS	PS	PS	DNP	IA						2-0-1-1
Davis, Demario	ST	ST	ST	ST	ST	ST	ST	ST	ST	ST	ST	ST						12-12-0-0
Davis, Shaq	PS	PS	PS	PS	PS	PS	IR	IR	IR	IR	IR	IR						0-0-0-0
Dowell, Andrew	IR	IR	IR	IR	IR	IR	IR	IR	IR	IR	IR	IR						0-0-0-0
Erving, Cameron	XXX	XXX	XXX	XXX	PS	ST	PS	PS	PS	PS	PS	PS						1-1-0-0
Evans II, Mark	XXX	XXX	XXX	PS	PS	PS	PS	PS	PS	PS	PS	PS						0-0-0-0
Foskey, Isaiah	IA	PL	PL	PL	PL	PL	PL	PL	PL	IA	IA	PL						9-0-0-3
Garcia, Max	PL	PL	PL	PL	PL	ST	ST	PL	PL	PL	PL	PL						12-3-0-0
Graham, Jimmy	PL	PL	PL	ST	PL	PL	PL	IA	IA	IA	IA	PL						8-1-0-4
Granderson, Carl	ST	ST	ST	ST	ST	ST	ST	ST	ST	ST	ST	ST						12-12-0-0
Gray, J.T.	IA	PL	PL	PL	PL	IA	IA	PL	PL	PL	PL	PL						9-0-0-3
Grupe, Blake	PL	PL	PL	PL	PL	PL	PL	PL	PL	PL	PL	PL						12-0-0-0
Haener, Jake	SUSP	SUSP	SUSP	SUSP	SUSP	SUSP	RE	IA	IA	IA	IA	IA						0-0-0-5
Hedley, Lou	PL	PL	PL	PL	PL	PL	PL	PL	PL	PL	PL	PL						12-0-0-0
Heflin, Jack	PS	PS	PS	PS	PS	PS	PS	PS	PS	PS	PS	PS						0-0-0-0
Hicks, Faion	XXX	PS	PS	PS	PS	PS	PS	PS	PS	PS	PS	PS						0-0-0-0
Hill, Taysom	PL	ST	PL	ST	PL	ST	ST	PL	ST	PL	ST	PL						12-6-0-0
Holtz, J.P.	XXX	XXX	XXX	XXX	XXX	PL	PS	XXX	XXX	XXX	XXX	XXX						1-0-0-0
Howden, Jordan	PL	PL	ST	IA	ST	PL	PL	ST	PL	PL	PL	ST						11-4-0-1
Hudson, Tommy	PS	PS	PS	PS	PS	PS	PS	PS	PS	PS	PS	PS						0-0-0-0
Hurst, James	ST	ST	ST	ST	ST	ST	IA	IA	ST	ST	ST	ST						10-10-0-2
Jackson, D'Marco	PL	PL	PL	PL	PL	PL	PL	PL	PL	PL	PL	PL						12-0-0-0
Jacobson, Michael	XXX	PS	PS	PS	PS	PS	PS	PS	PS	PS	PS	PS						0-0-0-0
Jean-Charles, Shemar	XXX	XXX	XXX	XXX	XXX	XXX	XXX	XXX	XXX	XXX	XXX	PS						0-0-0-0
Johnson Jr., Lonnie	PL	PL	PL	PL	IA	IA	PL	PL	PL	PL	PL	PL						10-0-0-2
Johnson, Anthony	PS	PS	PS	PS	PS	XXX	XXX	XXX	XXX	XXX	XXX	XXX						0-0-0-0
Johnson, Juwan	ST	ST	ST	DNP	IA	IA	IA	ST	ST	ST	ST	ST						8-8-1-3
Jones Jr., Tony	PL	PL	ST	PL	XXX	XXX	XXX	XXX	XXX	XXX	XXX	XXX						4-1-0-0
Jordan, Cameron	ST	ST	ST	ST	ST	ST	ST	ST	ST	ST	ST	ST						12-12-0-0
Kamara, Alvin	SUSP	SUSP	SUSP	ST	ST	ST	ST	ST	ST	ST	ST	ST						9-9-0-0
Kirklın, Jontre	PS	XXX	XXX	XXX	XXX	PS	PS	PS	PS	PS	PS	PS						0-0-0-0
Kirkwood, Keith	PL	PL	ST	ST	PL	PL	PL	IA	IA	XXX	PL	PL						9-2-0-2
Kpassagnon, Tanoh	PL	PL	PL	PL	PL	PL	PL	PL	PL	PL	PL	PL						12-0-0-0
Kraemer, Tommy	PS	PS	PS	PS	PL	PS	PL	PS	PS	PS	PS	PS						2-0-0-0
Lalos, Niko	PS	PS	PS	PS	PS	PS	PS	PS	PS	PS	PS	PS						0-0-0-0
Lattimore, Marshon	ST	ST	ST	ST	ST	ST	ST	ST	ST	ST	IR	IR						10-10-0-0
Litteton, Cory	XXX	XXX	XXX	XXX	XXX	XXX	XXX	XXX	PS	XXX	XXX	XXX						0-0-0-0
Luton, Jake	XXX	XXX	XXX	IA	IA	IA	XXX	XXX	XXX	XXX	XXX	XXX						0-0-0-3
Mathieu, Tyrann	ST	ST	ST	ST	ST	ST	ST	ST	ST	ST	ST	ST						12-12-0-0
Maye, Marcus	ST	ST	SUSP	SUSP	SUSP	ST	ST	DNP	ST	ST	ST	IA						7-7-1-1
McCoy, Erik	ST	ST	ST	ST	ST	ST	ST	ST	ST	ST	ST	ST						12-12-0-0
Merriitt, Kirk	PL	IA	PS	XXX	XXX	XXX	XXX	XXX	XXX	XXX	XXX	XXX						1-0-0-1
Miller, Kendre	IA	IA	PL	PL	PL	PL	PL	PL	PL	IA	IA	IA						7-0-0-5
Mims, Jordan	PS	PS	PS	PS	PS	PL	XXX	PS	PS	PS	PS	PS						1-0-0-0
Moreau, Foster	ST	ST	IA	IA	ST	PL	ST	PL	PL	PL	PL	ST						10-6-0-2
Norton, Storm	PS	PS	PS	XXX	XXX	XXX	XXX	XXX	XXX	XXX	XXX	XXX						0-0-0-0
Olave, Chris	ST	PL	PL	ST	ST	ST	ST	ST	ST	ST	ST	ST						12-10-0-0
Orji, Anfernee	PS	PS	PS	PS	PS	PS	PS	PS	PS	PS	PS	PS						0-0-0-0
Peat, Andrus	PL	PL	PL	ST	IA	PL	ST	ST	ST	ST	ST	ST						11-7-0-1
Penning, Trevor	ST	ST	ST	ST	ST	PL	PL	PL	PL	PL	PL	PL						12-5-0-0
Perry, A.T.	IA	IA	IA	IA	IA	IA	IA	IA	PL	PL	PL	ST						5-1-0-7
Phillips, Kyle	PS	IA	IA	IA	IA	IA	IA	IA	IA	PL	IA	DNP						1-0-1-9
Pierre Paul, Jason	XXX	XXX	XXX	XXX	XXX	XXX	XXX	XXX	XXX	XXX	PL	XXX						1-0-0-0
Prentice, Adam	PL	PL	ST	PL	PL	PL	IR	IR	IR	PL	PL	PL						8-1-0-0
Ramczyk, Ryan	ST	ST	ST	ST	ST	ST	IA	ST	ST	ST	ST	ST						11-11-0-1
Roach, Malcolm	PL	PL	PL	PL	PL	PL	PL	PL	PL	PL	PL	PL						12-0-0-0
Ruiz, Cesar	ST	ST	ST	IA	ST	ST	ST	ST	ST	ST	ST	ST						11-11-0-1
Saldiveri, Nick	IA	IA	IA	PL	PL	PL	DNP	IA	IA	IA	IA	IA						4-0-1-7
Saunders, Khaleen	ST	ST	ST	ST	ST	ST	ST	ST	ST	ST	ST	ST						12-12-0-0
Seibert, Austin	XXX	XXX	XXX	XXX	XXX	XXX	XXX	XXX	XXX	XXX	XXX	PS						0-0-0-0
Sewell, Nephi	PL	PL	PL	PL	PL	PL	PL	PL	PL	PL	PL	PL						12-0-0-0
Shaheed, Rashid	PL	PL	ST	PL	ST	ST	PL	PL	ST	PL	ST	IA						11-5-0-1
Shepherd, Nathan	ST	ST	ST	ST	ST	ST	ST	ST	ST	ST	ST	ST						12-12-0-0
Smith, Jaylon	PS	PS	PS	PS	PS	PS	DNP	PS	XXX	XXX	XXX	XXX						0-0-1-0
Smith, Tre'Quan	IR	IR	IR	XXX	XXX	XXX	XXX	XXX	XXX	XXX	XXX	XXX						0-0-0-0
Sorensen, Daniel	XXX	XXX	XXX	PS	PS	PL	PS	PS	PS	PS	PS	PS						1-0-0-0
Summers, Ty	XXX	PL	PL	PL	PL	PL	PL	PL	IA	PL	PL	PL						10-0-0-1
Taylor, Alontae	PL	PL	ST	ST	ST	PL	ST	ST	PL	ST	ST	ST						12-8-0-0
Thomas, Michael	ST	ST	PL	PL	ST	ST	ST	PL	ST	ST	IR	IR						10-7-0-0
Turner, Payton	PL	IR	IR	IR	IR	IR	IR	IR	IR	IR	IR	IR						1-0-0-0
Turner, Trai	IR	IR	IR	IR	IR	IR	IR	IR	IR	IR	IR	IR						0-0-0-0
Werner, Pete	ST	ST	ST	ST	ST	ST	ST	ST	ST	ST	ST	IA						11-11-0-1
Williams, Jamaal	ST	ST	IR	IR	IR	IR	PL	PL	PL	PL	PL	PL						8-2-0-0
Willis, Jordan	XXX	XXX	XXX	XXX	XXX	XXX	XXX	XXX	PS	XXX	XXX							0-0-0-0
Winston, Jameis	DNP	DNP	PL	PL	PL	DNP	DNP	DNP	DNP	DNP	DNP	DNP						5-0-7-0
Wood, Zach	PL	PL	PL	PL	PL	PL	PL	PL	PL	PL	PL	PL						12-0-0-0
Yiadam, Isaac	PL	PL	ST	PL	PL	PL	PL	PL	PL	PL	PL	ST						12-3-0-0
Young, Landon	PL	PL	PL	PL	IA	IA	IA	PL	PL	PL	ST	PL						9-1-0-3

LEGEND

DNP=Did Not Play
IA=Inactive
IR=Injured Reserve
PL=Played
PS=Practice Squad
ST=Started
RC=Reserve/COVID
OP=Opt Out
RS=Reserve/Suspended
SUSP=Suspension
XXX=Not With Team
RE=Roster Exemption

2023 New Orleans Saints Game-By-Game Starters

Date	Opp.	WR	LT	LG	C	RG	RT	TE	WR	QB	RB	FB
9/10	TEN	Thomas	Penning	Hurst	McCoy	Ruiz	Ramczyk	Johnson	Olave	Carr	Williams	Moreau (TE)
9/18	@CAR	Thomas	Penning	Hurst	McCoy	Ruiz	Ramczyk	Johnson	Hill (TE)	Carr	Williams	Moreau (TE)
9/24	@GB	Kirkwood	Penning	Hurst	McCoy	Ruiz	Ramczyk	Johnson	Shaheed	Carr	Jones Jr.	Prentice
10/1	TB	Kirkwood	Penning	Peat	McCoy	Hurst	Ramczyk	Graham	Olave	Carr	Kamara	Hill (TE)
10/8	@NE	Thomas	Penning	Hurst	McCoy	Ruiz	Ramczyk	Moreau	Olave	Carr	Kamara	Shaheed (WR)
10/15	@HOU	Thomas	Hurst	Garcia	McCoy	Ruiz	Ramczyk	Hill	Olave	Carr	Kamara	Shaheed (WR)
10/19	JAX	Thomas	Peat	Garcia	McCoy	Ruiz	Irving	Hill	Olave	Carr	Kamara	Moreau (TE)
10/29	@IND	Hill (TE)	Peat	Garcia	McCoy	Ruiz	Ramczyk	Johnson	Olave	Carr	Kamara	Moreau (TE)
11/5	CHI	Thomas	Peat	Hurst	McCoy	Ruiz	Ramczyk	Johnson	Olave	Carr	Kamara	Shaheed (WR)
11/12	@MIN	Thomas	Peat	Hurst	McCoy	Ruiz	Ramczyk	Johnson	Olave	Carr	Kamara	Hill (TE)
11/26	@ATL	Shaheed	Peat	Hurst	McCoy	Ruiz	Ramczyk	Johnson	Olave	Carr	Kamara	Young (T)
12/3	DET	Perry	Peat	Hurst	McCoy	Ruiz	Ramczyk	Johnson	Olave	Carr	Kamara	Moreau (TE)
12/10	CAR											
12/17	NYG											
12/21	@LAR											
12/31	@TB											
TBD	ATL											

DEFENSE												
Date	Opp.	LDE	LDT	RDT	RDE	WLB	MLB	SAM	LCB	RCB	SS	FS
9/10	TEN	Jordan	Saunders	Shepherd	Granderson	Werner	Davis	Baun	Adebo	Lattimore	Maye	Mathieu
9/18	@CAR	Jordan	Saunders	Shepherd	Granderson	Werner	Davis	Baun	Adebo	Lattimore	Maye	Mathieu
9/24	@GB	Jordan	Saunders	Shepherd	Granderson	Werner	Davis	Taylor (CB)	Yiadom	Lattimore	Howden	Mathieu
10/1	TB	Jordan	Saunders	Shepherd	Granderson	Werner	Davis	Baun	Taylor	Lattimore	Abram	Mathieu
10/8	@NE	Jordan	Saunders	Shepherd	Granderson	Werner	Davis	Taylor (CB)	Adebo	Lattimore	Howden	Mathieu
10/15	@HOU	Jordan	Saunders	Shepherd	Granderson	Werner	Davis	Baun	Adebo	Lattimore	Maye	Mathieu
10/19	JAX	Jordan	Saunders	Shepherd	Granderson	Werner	Davis	Taylor (CB)	Adebo	Lattimore	Maye	Mathieu
10/29	@IND	Jordan	Saunders	Shepherd	Granderson	Werner	Davis	Taylor (CB)	Adebo	Lattimore	Howden	Mathieu
11/5	CHI	Jordan	Saunders	Shepherd	Granderson	Werner	Davis	Baun	Adebo	Lattimore	Maye	Mathieu
11/12	@MIN	Jordan	Saunders	Shepherd	Granderson	Werner	Davis	Taylor (CB)	Adebo	Lattimore	Maye	Mathieu
11/26	@ATL	Jordan	Saunders	Shepherd	Granderson	Werner	Davis	Taylor (CB)	Adebo	Yiadom	Maye	Mathieu
12/3	DET	Jordan	Saunders	Shepherd	Granderson	Baun	Davis	Taylor (CB)	Adebo	Yiadom	Howden	Mathieu
12/10	CAR											
12/17	NYG											
12/21	@LAR											
12/31	@TB											
TBD	ATL											

INACTIVES									
Date	Opp.	Inactive	Inactive	Inactive	Inactive	Inactive	Inactive	Inactive	Inactive
9/10	TEN	Perry	Miller	Gray	Foskey	Saldiveri			
9/18	@CAR	Perry	Miller	Merritt	Phillips	Saldiveri	Bowden		
9/24	@GB	Adebo	Perry	Moreau	Phillips	Saldiveri			
10/1	TB	Adebo	Perry	Moreau	Phillips	Ruiz	Howden	Luton	
10/8	@NE	Johnson	Perry	Johnson Jr.	Young	Peat	Phillips	Luton	
10/15	@HOU	Johnson	Perry	Johnson Jr.	Phillips	Young	Gray	Luton	
10/19	JAX	Johnson	Perry	Gray	Hurst	Young	Phillips	Ramczyk	
10/29	@IND	Haener	Kirkwood	Hurst	Graham	Phillips			
11/5	CHI	Haener	Kirkwood	Summers	Graham	Saldiveri	Phillips		
11/12	@MIN	Haener	Miller	Saldiveri	Foskey	Graham			
11/26	@ATL	Haener	Miller	Saldiveri	Foskey	Graham	Phillips		
12/3	DET	Haener	Miller	Saldiveri	Dantzler	Maye	Werner	Shaheed	
12/10	CAR								
12/17	NYG								
12/21	@LAR								
12/31	@TB								
TBD	ATL								

2023 New Orleans Saints Game-By-Game

Saints																																									
First Downs						Offense			Net Rushing			Net Passing						Fumb.		Pen.		Punts				Returns						TD's			PAT		FG	2P	TOP		
Game	Pts	T	R	Pa	Pe	Att	Yards	Avg.	Att	Yards	Avg.	A	C	Yds	TD	Int	Sk	Yds	#	Lst	#	Yds	#	Yds	Avg.	P	Yds	KO	Yds	Int	Yds	Ru	Pa	Ret	M/A	M/A	M/A				
TEN	16	15	2	12	1	64	351	5.5	27	69	2.6	33	23	282	1	1	4	23	2	1	7	45	5	241	48.2	2	6	5	110	3	5	0	1	0	1/1	3/3	0/0	28:40			
@CAR	20	23	10	11	2	74	341	4.6	33	134	4.1	37	22	207	0	1	4	29	0	0	3	32	5	210	42.0	1	16	2	47	0	0	2	0	0	2/2	0/0	32:49				
@GB	17	15	5	9	1	60	252	4.2	22	77	3.5	34	23	175	1	0	4	29	0	0	7	102	7	293	41.9	1	76	2	32	1	0	0	1	1	2/2	1/2	0/0	27:25			
TB	9	16	4	9	3	61	197	3.2	19	70	3.7	39	24	127	0	1	3	13	2	2	7	58	4	162	40.5	2	45	2	39	1	0	0	0	0	0/0	3/3	0/0	28:49			
@NE	34	17	6	11	0	70	304	4.3	42	136	3.2	26	18	168	2	0	2	15	0	0	12	86	7	307	43.9	3	22	1	18	2	27	1	2	1	4/4	2/2	0/0	39:34			
@HOU	13	24	9	13	2	78	430	5.5	25	89	3.6	51	33	341	1	1	2	16	1	1	7	83	3	126	42.0	0	0	1	19	1	10	0	1	0	1/1	2/4	0/0	31:33			
JAX	24	25	8	15	2	87	407	4.7	31	112	3.6	55	33	295	1	1	1	6	1	0	3	34	4	169	42.3	0	0	0	0	0	0	1	1	0	1/1	3/4	1/1	36:10			
@IND	38	24	10	12	2	66	511	7.7	36	161	4.5	29	20	350	2	0	1	4	1	1	8	73	4	158	39.5	4	46	0	0	1	27	3	2	0	5/5	1/1	0/0	30:09			
CHI	24	18	6	11	1	62	301	4.9	27	87	3.2	35	26	214	3	0	0	0	0	0	1	5	4	164	41.0	2	20	1	24	3	5	3	0	0	3/3	1/2	0/0	29:20			
@MIN	19	16	4	10	2	61	280	4.6	15	65	4.3	43	26	215	2	2	3	17	1	0	9	74	6	279	46.5	2	22	2	54	0	0	0	2	0	0/0	1/1	2/2	26:54			
@ATL	15	22	6	13	3	67	444	6.6	28	148	5.3	38	24	296	0	1	1	8	2	1	6	50	1	46	46.0	1	6	0	0	2	21	0	0	0	0/0	5/6	0/0	31:34			
DET	28	23	10	12	1	67	362	5.4	36	113	3.1	29	19	267	1	1	2	18	1	1	6	50	4	180	45.0	5	30	1	18	0	0	3	1	0	4/4	0/0	0/0	32:10			
CAR	0	0	0	0	0	0	0	0.0	0	0	0.0	0	0	0	0	0	0	0	0	0	0	0	0	0	0.0	0	0	0	0	0	0	0	0	0	0/0	0/0	0/0	00:00			
NYG	0	0	0	0	0	0	0	0.0	0	0	0.0	0	0	0	0	0	0	0	0	0	0	0	0	0	0.0	0	0	0	0	0	0	0	0	0	0/0	0/0	0/0	00:00			
@LAR	0	0	0	0	0	0	0	0.0	0	0	0.0	0	0	0	0	0	0	0	0	0	0	0	0	0	0.0	0	0	0	0	0	0	0	0	0	0/0	0/0	0/0	00:00			
@TB	0	0	0	0	0	0	0	0.0	0	0	0.0	0	0	0	0	0	0	0	0	0	0	0	0	0	0.0	0	0	0	0	0	0	0	0	0	0/0	0/0	0/0	00:00			
ATL	0	0	0	0	0	0	0	0.0	0	0	0.0	0	0	0	0	0	0	0	0	0	0	0	0	0	0.0	0	0	0	0	0	0	0	0	0	0/0	0/0	0/0	00:00			
Totals	257	238	80	138	20	817	4180	5.1	341	1261	3.7	449	291	2937	14	9	27	178	11	7	76	692	34	2335	43.2	23	289	17	361	14	95	13	11	2	23/23	24/30	3/3	31:16			

Opponents																																													
First Downs									Offense			Net Rushing			Net Passing							Fumb.		Pen.		Punts				Returns						TD's			PAT		FG		2P		TOP
Game	Pts	T	R	Pa	Pe	Att	Yards	Avg.	Att	Yards	Avg.	A	C	Yds	TD	Int	Sk	Yds	#	Lst	#	Yds	#	Yds	Avg.	P	Yds	KO	Yds	Int	Yds	Ru	Pa	Ret	M/A	M/A	M/A								
TEN	15	16	5	8	3	59	285	4.8	22	104	4.7	34	16	181	0	3	3	17	0	0	6	45	3	107	35.7	4	37	0	0	1	10	0	0	0	0/0	5/5	0/0	31:20							
@CAR	17	14	4	8	2	56	239	4.3	19	100	5.3	33	22	139	1	0	4	14	1	1	6	35	5	239	47.8	2	15	0	0	1	11	0	1	0	0/0	3/3	1/1	27:11							
@GB	18	21	5	13	3	71	340	4.8	26	95	3.7	44	22	245	1	1	1	14	1	0	11	90	4	153	38.3	3	4	1	24	0	0	1	1	0	1/1	1/1	1/1	32:35							
TB	26	21	6	13	2	67	353	5.3	33	114	3.5	33	25	239	3	1	1	7	0	0	11	91	4	190	47.5	1	7	0	0	1	4	0	3	0	2/2	2/2	0/1	31:11							
@NE	0	8	1	4	3	51	156	3.1	18	45	2.5	31	15	111	0	2	2	21	2	1	5	30	8	353	44.1	2	1	2	42	0	0	0	0	0	0/0	0/1	0/0	20:26							
@HOU	20	19	7	9	3	60	297	5.0	31	120	3.9	27	13	177	2	1	2	22	0	0	3	29	5	237	47.4	0	0	1	18	1	0	0	2	0	2/2	2/2	0/0	28:27							
JAX	31	18	7	9	2	56	330	5.9	26	113	4.3	30	21	217	1	0	0	0	2	2	5	42	5	224	44.8	2	9	0	0	1	24	2	1	1	4/4	1/1	0/0	23:50							
@IND	27	19	6	10	3	67	371	5.5	24	164	6.8	41	23	207	2	1	2	0	0	0	6	30	5	258	51.6	1	7	0	0	0	0	1	2	0	3/3	2/2	0/0	29:51							
CHI	17	20	7	13	0	64	368	5.8	32	156	4.9	30	18	212	2	3	2	8	3	2	8	71	2	95	47.5	0	0	0	0	0	0	0	2	0	2/2	1/2	0/0	30:40							
@MIN	27	23	8	12	3	68	388	5.7	33	125	3.8	34	23	263	1	0	1	5	0	0	5	35	6	258	43.0	2	12	0	0	2	4	2	1	0	3/3	2/3	0/0	33:06							
@ATL	24	25	15	9	1	62	396	6.4	41	228	5.6	21	13	168	1	2	0	0	0	0	5	35	2	91	45.5	1	9	2	43	1	92	1	1	1	3/3	1/1	0/0	28:26							
DET	33	18	7	9	2	56	347	6.2	30	142	4.7	25	16	205	2	0	1	8	1	0	6	45	5	254	50.8	2	13	3	58	1	13	2	2	0	3/3	2/2	0/1	27:50							
CAR	0	0	0	0	0	0	0	0.0	0	0	0.0	0	0	0	0	0	0	0	0	0	0	0	0	0	0.0	0	0	0	0	0	0	0	0	0	0/0	0/0	0/0	00:00							
NYG	0	0	0	0	0	0	0	0.0	0	0	0.0	0	0	0	0	0	0	0	0	0	0	0	0	0	0.0	0	0	0	0	0	0	0	0	0	0/0	0/0	0/0	00:00							
@LAR	0	0	0	0	0	0	0	0.0	0	0	0.0	0	0	0	0	0	0	0	0	0	0	0	0	0	0.0	0	0	0	0	0	0	0	0	0	0/0	0/0	0/0	00:00							
@TB	0	0	0	0	0	0	0	0.0	0	0	0.0	0	0	0	0	0	0	0	0	0	0	0	0	0	0.0	0	0	0	0	0	0	0	0	0	0/0	0/0	0/0	00:00							
ATL	0	0	0	0	0	0	0	0.0	0	0	0.0	0	0	0	0	0	0	0	0	0	0	0	0	0	0.0	0	0	0	0	0	0	0	0	0	0/0	0/0	0/0	00:00							
Totals	255	222	78	117	27	737	3870	5.3	335	1506	4.5	383	227	2364	16	14	19	116	10	6	77	578	54	2459	45.5	20	114	9	185	9	158	9	16	2	23/23	22/25	2/4	28:44							

2023 SUPERLATIVES

NEW ORLEANS SAINTS						
Category	High			Low		
POINTS	38	at IND, 10/29/23		9	vs TB, 10/1/23	
TOTAL FIRST DOWNS	25	vs JAX, 10/19/23		15	2x, Last at GB, 9/24/23	
RUSHING FIRST DOWNS	10	3x, Last vs DET, 12/3/23		2	vs TEN, 9/10/23	
PASSING FIRST DOWNS	15	vs JAX, 10/19/23		9	2x, Last vs TB, 10/1/23	
PENALTY FIRST DOWNS	3	2x, Last at ATL, 11/26/23		0	at NE, 10/8/23	
3RD DOWN CONVERSIONS	7	3x, Last vs CHI, 11/5/23		3	vs JAX, 10/19/23	
4TH DOWN CONVERSIONS	4	vs JAX, 10/19/23		0	6x, Last vs CHI, 11/5/23	
TOTAL NET YARDS	511	at IND, 10/29/23		252	at GB, 9/24/23	
TOTAL PLAYS	87	vs JAX, 10/19/23		60	at GB, 9/24/23	
NET RUSHING YARDS	161	at IND, 10/29/23		65	at MIN, 11/12/23	
RUSHING ATTEMPTS	42	at NE, 10/8/23		15	at MIN, 11/12/23	
NET PASSING YARDS	350	at IND, 10/29/23		127	vs TB, 10/1/23	
PASS ATTEMPTS	55	vs JAX, 10/19/23		26	at NE, 10/8/23	
PASS COMPLETIONS	33	2x, Last vs JAX, 10/19/23		18	at NE, 10/8/23	
INTERCEPTIONS	2	at MIN, 11/12/23		0	4x, Last vs CHI, 11/5/23	
TIMES SACKED	4	3x, Last at GB, 9/24/23		0	vs CHI, 11/5/23	
PUNTS	7	2x, Last at NE, 10/8/23		1	at ATL, 11/26/23	
PENALTIES	12	at NE, 10/8/23		1	vs CHI, 11/5/23	
PENALTY YARDS	102	at GB, 9/24/23		32	at CAR, 9/18/23	
FUMBLES	2	3x, Last at ATL, 11/26/23		0	4x, Last vs CHI, 11/5/23	
FUMBLES LOST	2	vs TB, 10/1/23		0	6x, Last at MIN, 11/12/23	
TOUCHDOWNS	5	at IND, 10/29/23		0	2x, Last at ATL, 11/26/23	
RUSHING	3	2x, Last vs DET, 12/3/23		0	7x, Last at ATL, 11/26/23	
PASSING	3	vs CHI, 11/5/23		0	3x, Last at ATL, 11/26/23	
RETURNS	1	2x, Last at NE, 10/8/23		0	10x, Last vs DET, 12/3/23	
TIME OF POSSESSION	39:24	at NE, 10/8/23		26:54	at MIN, 11/12/23	

OPPONENTS						
Category	High			Low		
POINTS	33	vs DET, 12/3/23		0	at NE, 10/8/23	
TOTAL FIRST DOWNS	25	at ATL, 11/26/23		8	at NE, 10/8/23	
RUSHING FIRST DOWNS	15	at ATL, 11/26/23		1	at NE, 10/8/23	
PASSING FIRST DOWNS	13	3x, Last vs CHI, 11/5/23		4	at NE, 10/8/23	
PENALTY FIRST DOWNS	3	6x, Last at MIN, 11/12/23		0	vs CHI, 11/5/23	
3RD DOWN CONVERSIONS	8	2x, Last vs TB, 10/1/23		1	at NE, 10/8/23	
4TH DOWN CONVERSIONS	1	5x, Last vs CHI, 11/5/23		0	6x, Last at ATL, 11/26/23	
TOTAL NET YARDS	396	at ATL, 11/26/23		156	at NE, 10/8/23	
TOTAL PLAYS	71	at GB, 9/24/23		51	at NE, 10/8/23	
NET RUSHING YARDS	228	at ATL, 11/26/23		45	at NE, 10/8/23	
RUSHING ATTEMPTS	41	at ATL, 11/26/23		18	at NE, 10/8/23	
NET PASSING YARDS	263	at MIN, 11/12/23		111	at NE, 10/8/23	
PASS ATTEMPTS	44	at GB, 9/24/23		21	at ATL, 11/26/23	
PASS COMPLETIONS	25	vs TB, 10/1/23		13	2x, Last at ATL, 11/26/23	
INTERCEPTIONS	3	2x, Last vs CHI, 11/5/23		0	3x, Last vs DET, 12/3/23	
TIMES SACKED	4	at CAR 9/18/23		0	vs JAX, 10/19/23	
PUNTS	8	at NE, 10/8/23		2	2x, Last at ATL, 11/26/23	
PENALTIES	11	2x, Last vs TB, 10/1/23		3	at HOU, 10/15/23	
PENALTY YARDS	91	vs TB, 10/1/23		29	at HOU, 10/15/23	
FUMBLES	3	vs CHI, 11/5/23		0	6x, Last at MIN, 11/12/23	
FUMBLES LOST	2	2x, Last vs CHI, 11/5/23		0	8x, Last vs DET, 12/3/23	
TOUCHDOWNS	4	2x, Last vs DET, 12/3/23		0	2x, Last at NE, 10/8/23	
RUSHING	2	3x, Last vs DET, 12/3/23		0	4x, Last at NE, 10/8/23	
PASSING	3	vs TB, 10/1/23		0	2x, Last at NE, 10/8/23	
RETURNS	1	2x, Last at ATL, 11/26/23		0	10x, Last vs DET, 12/3/23	
TIME OF POSSESSION	33:06	at MIN, 11/12/23		20:26	at NE, 10/8/23	

2023 NEW ORLEANS SAINTS & OPPONENT INDIVIDUAL GAME SUPERLATIVES							
CATEGORY	SAINTS			OPPONENTS			
PASS ATTEMPTS	55		Derek Carr	vs JAX, 10/19/23	44		Jordan Love
PASS COMPLETIONS	33		Derek Carr	vs JAX, 10/19/23	25		Baker Mayfield
GROSS PASSING YARDS	353		Derek Carr	at HOU, 10/15/23	268		Joshua Dobbs
COMPLETION PERCENTAGE	73.5%		Derek Carr	vs CHI, 11/5/23	78.1%		Baker Mayfield
TOUCHDOWN PASSES	2		D. Carr (3x), J. Winston	4x, Last at MIN, 11/12/23	3		Baker Mayfield
PASSES HAD INTERCEPTED	2		Jameis Winston	at MIN, 11/12/23	3		R. Tannehill/ T. Baqent
RUSHING ATTEMPTS	22		Alvin Kamara	at NE, 10/8/23	20		D'Onta Foreman
YARDS RUSHING	80		Alvin Kamara	at NE, 10/8/23	95		Jonathan Taylor
RUSHING TOUCHDOWNS	2		T. Jones Jr./ T. Hill/ A. Kamara	3x, Last vs DET, 12/3/23	2		Travis Etienne
LONGEST RUN FROM SCRIMMAGE	29		Lynn Bowden Jr.	at ATL, 11/26/23	42		Jonathan Taylor
RECEPTIONS	13		Alvin Kamara	vs TB, 10/1/23	11		T.J. Hockenson
RECEIVING YARDS	153		Rashid Shaheed	at IND, 10/29/23	140		Sam LaPorta
RECEIVING TOUCHDOWNS	1		aham (2x)/ C. Olave (3x)/ F. Moreau/ M. Thomas/ A. Kamara/ J. Joh	10x, Last vs DET, 12/3/23	2		Cole Kmet
LONGEST PASS RECEPTION	58		Rashid Shaheed	at IND, 10/29/23	48		Sam LaPorta
TOTAL YARDS FROM SCRIMMAGE	153		A. Kamara/R. Shaheed	2x, Last at IND, 10/29/23	123		Bijan Robinson
FIELD GOALS	5		Blake Grupe	at ATL, 11/26/23	5		Nick Folk
LONGEST FIELD GOAL ATTEMPT	55		Blake Grupe	vs CHI, 11/5/23	54		Eddie Pineiro
LONGEST FIELD GOAL MADE	55		Blake Grupe	vs CHI, 11/5/23	54		Eddie Pineiro
PUNTS	7		Lou Hedley (2x)	2x, Last at NE, 10/8/23	8		Bruce Baringer
LONGEST PUNT	62		Lou Hedley	vs JAX, 10/19/23	63		J. Camarda/ C. Johnston
LONGEST PUNT RETURN	76		Rashid Shaheed	at GB, 9/24/23	14		Kearis Jackson
LONGEST KICKOFF RETURN	28		Rashid Shaheed	at MIN, 11/12/23	24		Kaesean Nixon
TACKLES	12		Demario Davis	at IND, 10/29/23	15		B. Cashman/ T. Edwards
INTERCEPTIONS	2		P. Adebo/ T. Mathieu	2x, Last at ATL, 11/26/23	1		W.D. Delaney/ S. Nelson/ F. Olukun/ B. Murphy, M. Blackmon/ J
LONGEST INTERCEPTION RETURN	27		T. Mathieu/ P. Adebo	2x, Last at IND, 10/29/23	92		Jessie Bates
LONGEST FUMBLE RETURN	2		Pete Werner	vs CHI, 11/5/23	0		A. Hooker/ V. Vea, A. Winfield/ A. Huggins/ J. Paschal
2023 BIG GAMES							
SAINTS							
300-Yard Passers		100-Yard Rushers		100-Yard Receivers			
Derek Carr vs TN, 9/10/23	305			112		Chris Olave	vs TEN, 9/10/23
Derek Carr at HOU, 10/15/23	353			104		Chris Olave	at GB, 9/24/23
Derek Carr vs JAX, 10/19/23	301			153		Rashid Shaheed	at IND, 10/29/23
Derek Carr at IND, 10/29/23	310			114		Chris Olave	at ATL, 11/26/23
Derek Carr at ATL, 11/26/23	304			119		Chris Olave	vs DET, 12/3/23
OPPONENTS							
300-Yard Passers		100-Yard Rushers		100-Yard Receivers			
				114		Chris Godwin	vs TB, 10/1/23
				134		T.J. Hockenson	at MIN, 11/12/23
				140		Sam LaPorta	vs DET, 12/3/23

2023 NEW ORLEANS SAINTS SUPPLEMENTAL STATISTICS

DRIVE ENGINEERING

SAINTS															
Date	Opp.	Drives	TD	FG	Miss FG	Punt	Bk Punt	Fumble	INT	Downs	Safety	Half	Game	Off.Pts.	Score Pct.
9/10	TEN	12	1	3	0	5	0	1	1	0	0	0	0	16	33.3%
9/18	@CAR	11	2	2	0	5	0	0	1	0	0	0	1	20	36.4%
9/24	@GB	10	1	1	1	7	0	0	0	0	0	0	0	10	20.0%
10/1	TB	11	0	3	0	4	0	2	1	0	0	1	0	9	27.3%
10/8	@NE	14	3	2	0	7	0	0	0	0	0	1	1	27	35.7%
10/15	@HOU	10	1	2	2	3	0	0	1	1	0	0	0	13	30.0%
10/19	JAX	14	2	3	1	4	0	0	1	2	0	1	0	24	35.7%
10/29	@IND	12	5	1	0	4	0	1	0	0	0	1	0	38	50.0%
11/5	CHI	11	2	1	1	2	0	2	3	0	0	0	0	17	27.3%
11/12	@MIN	13	2	1	0	6	0	0	2	0	0	1	1	19	23.1%
11/26	@ATL	10	0	5	1	1	0	1	1	0	0	1	0	15	50.0%
12/3	DET	12	4	0	0	4	0	1	1	1	0	1	0	28	33.3%
12/10	CAR	0	0	0	0	0	0	0	0	0	0	0	0	0	#DIV/0!
12/17	NYG	0	0	0	0	0	0	0	0	0	0	0	0	0	#DIV/0!
12/21	@LAR	0	0	0	0	0	0	0	0	0	0	0	0	0	#DIV/0!
12/31	@TB	0	0	0	0	0	0	0	0	0	0	0	0	0	#DIV/0!
TBD	ATL	0	0	0	0	0	0	0	0	0	0	0	0	0	#DIV/0!
Totals		140	23	24	6	52	0	8	12	4	0	7	3	236	33.6%

OPPONENTS															
Date	Opp.	Drives	TD	FG	Miss FG	Punt	Bk Punt	Fumble	INT	Downs	Safety	Half	Game	Off.Pts.	Score Pct.
9/10	TEN	12	0	5	0	3	1	0	3	0	0	0	0	15	41.7%
9/18	@CAR	11	1	3	0	5	0	1	0	0	0	1	0	17	36.4%
9/24	@GB	12	2	1	0	4	0	0	1	2	0	1	1	18	25.0%
10/1	TB	11	3	2	0	0	0	0	1	0	0	0	1	26	45.5%
10/8	@NE	14	0	0	1	8	0	1	2	2	0	0	0	0	0.0%
10/15	@HOU	12	2	2	0	5	0	0	1	0	0	1	1	20	33.3%
10/19	JAX	12	3	1	0	5	0	1	0	1	0	0	1	24	33.3%
10/29	@IND	12	3	2	0	5	0	0	1	0	0	0	1	27	41.7%
11/5	CHI	11	3	1	1	4	0	0	0	1	0	1	1	24	36.4%
11/12	@MIN	12	3	2	1	6	0	0	0	0	0	0	0	27	41.7%
11/26	@ATL	9	2	1	0	2	0	0	2	1	0	0	1	17	33.3%
12/3	DET	12	4	2	0	5	0	0	0	0	0	0	1	33	50.0%
12/10	CAR	0	0	0	0	0	0	0	0	0	0	0	0	0	#DIV/0!
12/17	NYG	0	0	0	0	0	0	0	0	0	0	0	0	0	#DIV/0!
12/21	@LAR	0	0	0	0	0	0	0	0	0	0	0	0	0	#DIV/0!
12/31	@TB	0	0	0	0	0	0	0	0	0	0	0	0	0	#DIV/0!
TBD	ATL	0	0	0	0	0	0	0	0	0	0	0	0	0	#DIV/0!
Totals		140	26	22	3	52	1	3	11	7	0	4	8	248	34.3%

INSIDE THE RED ZONE

SAINTS															
Date	Opp.	No.	TD	FG	MFG	INT	Fumble	Downs	Punt	Half	End Reg	Game	TD%	Score Pct.	Points
9/10	TEN	4	1	2	0	0	0	0	0	0	0	1	25%	75%	13
9/18	@CAR	4	2	2	0	0	0	0	0	0	0	0	50%	100%	20
9/24	@GB	2	1	1	0	0	0	0	0	0	0	0	50%	100%	10
10/1	TB	2	0	2	0	0	0	0	0	0	0	0	0%	100%	6
10/8	@NE	4	3	0	0	0	0	0	0	0	0	1	75%	75%	21
10/15	@HOU	3	0	1	1	0	0	1	0	0	0	0	0%	33.33%	3
10/19	JAX	5	2	2	0	0	0	1	0	0	0	0	40%	80%	21
10/29	@IND	4	3	1	0	0	0	0	0	0	0	0	75%	100%	24
11/5	CHI	5	3	0	0	0	0	1	0	0	1	0	60%	60%	21
11/12	@MIN	2	2	0	0	0	0	0	0	0	0	0	100%	100%	16
11/26	@ATL	5	0	3	0	1	1	0	0	0	0	0	0%	60%	9
12/3	DET	4	4	0	0	0	0	0	0	0	0	0	100%	100%	28
12/10	CAR	0	0	0	0	0	0	0	0	0	0	0	0	0	0
12/17	NYG	0	0	0	0	0	0	0	0	0	0	0	0	0	0
12/21	@LAR	0	0	0	0	0	0	0	0	0	0	0	0	0	0
12/31	@TB	0	0	0	0	0	0	0	0	0	0	0	0	0	0
TBD	ATL	0	0	0	0	0	0	0	0	0	0	0	0	0	0
Totals		44	21	14	1	1	1	3	0	0	1	2	47.7%	79.5%	192

OPPONENTS															
Date	Opp.	No.	TD	FG	MFG	INT	Fumble	Downs	Punt	Half	End Reg	Game	TD%	Score Pct.	Points
9/10	TEN	3	0	3	0	0	0	0	0	0	0	0	0%	100%	9
9/18	@CAR	3	1	1	0	0	1	0	0	0	0	0	33.33%	66.67%	11
9/24	@GB	3	2	0	0	0	0	1	0	0	0	0	66.67%	66.67%	15
10/1	TB	4	3	1	0	0	0	0	0	0	0	0	75%	100%	26
10/8	@NE	0	0	0	0	0	0	0	0	0	0	0	0	0	0
10/15	@HOU	4	2	2	0	0	0	0	0	0	0	0	50%	100%	20
10/19	JAX	2	2	0	0	0	0	0	0	0	0	0	100%	100%	14
10/29	@IND	3	2	1	0	0	0	0	0	0	0	0	66.67%	100%	17
11/5	CHI	4	2	1	1	0	0	1	0	0	0	1	50%	75%	17
11/12	@MIN	3	2	1	0	0	0	0	0	0	0	0	66.67%	100%	17
11/26	@ATL	2	1	0	0	1	0	0	0	0	0	0	50%	50%	7
12/3	DET	5	3	2	0	0	0	0	0	0	0	0	60%	100%	27
12/10	CAR	0	0	0	0	0	0	0	0	0	0	0	0	0	0
12/17	NYG	0	0	0	0	0	0	0	0	0	0	0	0	0	0
12/21	@LAR	0	0	0	0	0	0	0	0	0	0	0	0	0	0
12/31	@TB	0	0	0	0	0	0	0	0	0	0	0	0	0	0
TBD	ATL	0	0	0	0	0	0	0	0	0	0	0	0	0	0
Totals		36	20	12	1	1	1	2	0	0	0	1	55.6%	88.9%	180

2023 NEW ORLEANS SAINTS SCORING PLAYS

SAINTS SCORING PLAYS									
Opp	Qtr	Time	Play	Plays	Yards	Time	Saints	Opp.	
vs TEN	1	10:18	B. Grube 26 yd. Field Goal	9	67	3:22	3	3	
vs TEN	2	7:37	B. Grube 33 yd. Field Goal	7	14	2:17	6	6	
vs TEN	3	9:25	B. Grube 52 yd. Field Goal	7	60	3:30	9	9	
vs TEN	3	1:23	R. Shaheed 19 yd. pass from D. Carr	5	33	1:45	16	9	
at CAR	1	0:36	B. Grube 28 yd. Field Goal	15	65	6:28	3	3	
at CAR	2	9:52	B. Grube 23 yd. Field Goal	12	51	4:23	8	3	
at CAR	3	2:56	T. Jones Jr. 2 yd. run	10	75	6:14	13	6	
at CAR	4	3:14	T. Jones Jr. 2 yd. run	6	79	2:16	20	6	
at GB	1	6:40	J. Graham 8 yd. pass from D. Carr	9	56	4:04	7	0	
at GB	2	10:30	R. Shaheed 76 yd. Punt Return						
at GB	2	0:08	B. Grube 25 yd. Field Goal	14	82	4:24	17	0	
vs TB	1	9:20	B. Grube 37 yd. Field Goal	11	56	5:40	3	0	
vs TB	3	0:49	B. Grube 32 yd. Field Goal	12	57	7:09	6	14	
at TB	4	8:29	B. Grube 44 yd. Field Goal	14	49	5:02	9	17	
at NE	1	7:02	T. Matheiu 27 yd. interception return						
at NE	2	14:23	A. Kamara 2 yd. run	8	62	4:16	14	0	
at NE	2	10:47	C. Olave 5 yd. pass from D. Carr	5	59	2:35	21	0	
at NE	3	11:34	B. Grube 54 yd. Field Goal	4	6	2:26	24	0	
at NE	4	13:03	F. Moreau 6 yd pass from D. Carr	6	31	3:04	31	0	
at NE	4	5:43	B. Grube 53 yd. Field Goal	4	2	1:32	34	0	
at HOU	1	0:13	R. Shaheed 34 yd. pass from D. Carr	9	75	3:28	7	0	
at HOU	2	0:18	B. Grube 48 yd. Field Goal	13	46	2:38	10	17	
at HOU	3	2:17	B. Grube 45 yd. Field Goal	10	48	4:44	13	20	
vs JAX	1	1:26	B. Grube 23 yd. Field Goal	6	12	2:10	3	7	
vs JAX	2	1:57	B. Grube 38 yd. Field Goal	8	29	3:44	6	14	
vs JAX	3	9:49	B. Grube 42 yd. Field Goal	11	62	3:14	17	0	
vs JAX	4	14:21	T. Hill 1 yd. run	16	75	7:26	16	24	
vs JAX	4	6:38	M. Thomas 17 yd. Pass from D. Carr (D. Carr-A. Kamara Pass)	3	53	0:51	24	24	
at IND	1	3:44	A. Kamara 18 yd. Pass from D. Carr	7	75	3:12	7	7	
at IND	2	7:28	T. Hill 20 yd. run	8	75	4:11	14	17	
at IND	2	5:42	R. Shaheed 58 yd. Pass from D. Carr	2	63	0:42	21	17	
at IND	3	0:07	A. Kamara 16 yd. run	7	71	3:37	28	20	
at IND	4	10:49	T. Hill 1 yd. run	8	76	3:53	35	20	
at IND	4	0:24	B. Grube 27 yd. Field Goal	9	58	3:24	38	27	
vs CHI	1	0:44	C. Olave 8 yd. Pass from D. Carr	10	45	5:04	7	7	
vs CHI	2	6:05	T. Hill 2 yd. Pass from D. Carr	11	75	6:47	14	14	
vs CHI	3	11:43	B. Grube 55 yd. Field Goal	4	2	1:16	17	14	
vs CHI	4	11:35	J. Johnson 3 yd. Pass from T. Hill	4	47	2:54	24	17	
at MIN	1	1:19	B. Grube 48 yd. Field Goal	10	46	4:58	3	3	
at MIN	2	5:26	C. Olave 14 yd. Pass from J. Winston (A. Kamara Run)	10	75	4:43	11	27	
at MIN	4	11:40	A. Perry 15 yd. Pass from J. Winston (A. Kamara Run)	9	56	3:15	19	27	
at ATL	1	8:10	B. Grube 25 yd. Field Goal	10	77	3:58	3	0	
at ATL	2	14:16	B. Grube 52 yd. Field Goal	7	41	2:30	6	7	
at ATL	2	3:54	B. Grube 41 yd. Field Goal	12	52	5:02	9	14	
at ATL	3	3:27	B. Grube 45 yd. Field Goal	14	65	8:13	12	21	
at ATL	4	6:24	B. Grube 39 yd. Field Goal	8	54	3:33	15	14	
vs DET	2	9:08	J. Graham 6 yd. Pass from D. Carr	10	84	6:39	7	21	
vs DET	3	10:04	A. Kamara 2 yd. run	10	75	4:56	14	24	
vs DET	3	4:34	T. Hill 1 yd. run	7	62	3:37	21	24	
vs DET	4	7:30	A. Kamara 1 yd. run	12	75	6:37	28	33	
Scoring Totals: 26 TDs (14 pass, 10 rush, 2 return, 0 safeties), 24 FGs - 257 pts									

OPPONENT SCORING PLAYS									
Opp	Qtr	Time	Play	Plays	Yards	Time	Saints	Opp.	
vs TEN	1	13:40	N. Folk 50 yd. Field Goal	4	-8	1:16	0	3	
vs TEN	1	3:07	N. Folk 27 yd. Field Goal	11	66	7:11	3	6	
vs TEN	2	1:40	N. Folk 31 yd. Field Goal	7	57	2:49	6	9	
vs TEN	4	11:12	N. Folk 45 yd. Field Goal	12	48	5:11	16	12	
vs TEN	4	2:17	N. Folk 29 yd. Field Goal	9	62	4:25	16	15	
at CAR	1	7:04	E. Pineiro 52 yd. Field Goal	9	31	4:53	0	3	
at CAR	3	9:10	E. Pineiro 54 yd. Field Goal	4	5	1:15	6	6	
at CAR	4	5:30	E. Pineiro 36 yd. Field Goal	11	62	7:17	13	9	
at CAR	4	1:16	A. Thelien 3 yd. pass from B. Young (B. young-A. Thelien Pass)	11	75	1:58	20	17	
at GB	4	11:00	A. Carlson 38 yd. Field Goal	7	46	1:50	17	3	
at GB	4	6:58	L. Love 1 yd. run (L. Love-S. Tours Pass)	7	80	1:22	17	11	
at GB	4	2:56	R. Doubts 8 yd. pass from J. Love	9	80	2:27	17	18	
vs TB	2	5:19	C. Otton 4 yd. pass from B. Mayfield	17	87	8:51	3	7	
vs TB	2	0:19	T. Palmering 1 yd. pass from B. Mayfield	6	2	0:10	3	14	
at TB	4	13:31	C. McLaughlin 51 yd. Field Goal	6	42	2:18	6	17	
at TB	4	3:44	D. Thompson 5 yd. pass from B. Mayfield (Pass Failed)	10	75	4:45	9	23	
vs TB	4	2:24	C. McLaughlin 28 yd. Field Goal	4	4	0:58	9	26	
at HOU	1	3:41	D. Schultz 1 yd. pass from C.J. Stroud	6	59	2:15	0	7	
at HOU	2	10:28	K. Faribain 24 yd. Field Goal	11	70	4:45	7	10	
at HOU	2	2:56	R. Woods 6 yd. pass from C.J. Stroud	10	65	6:11	7	17	
at HOU	3	7:01	K. Faribain 22 yd. Field Goal	6	46	2:09	10	20	
vs JAX	1	9:44	T. Esiene 2 yd. run	10	75	5:16	0	7	
vs JAX	2	13:09	T. Esiene 17 yd. run	7	75	3:17	3	14	
vs JAX	2	0:32	B. McLane 43 yd. Field Goal	10	50	1:26	6	17	
vs JAX	3	6:47	F. Oludoun 2 yd. Interception return				9	24	
vs JAX	4	3:08	C. Kirk 44 yd. pass from T. Lawrence	2	46	0:37	24	31	
at IND	1	6:56	M. Pritman 10 yd. Pass from G. Minshew	7	81	4:19	0	7	
at IND	2	14:49	M. Gay 20 yd. Field Goal	9	73	3:55	0	7	
at IND	2	11:39	Z. Moss 1 yd. run	6	30	2:36	7	17	
at IND	2	0:21	M. Gay 42 yd. Field Goal	13	51	5:21	21	20	
at IND	4	8:10	A. Optearea 33 yd. Pass from G. Minshew	6	75	2:30	35	27	
vs CHI	1	11:21	C. Kmet 18 yd. Pass from T. Bagent	9	75	3:39	0	7	
vs CHI	2	12:52	C. Kmet 9 yd. Pass from T. Bagent	3	75	2:52	7	14	
vs CHI	3	3:27	C. Santos 31 yd. Field Goal	13	62	8:16	17	17	
at MIN	1	10:47	G. Joseph 40 yd. Field Goal	8	53	4:41	0	3	
at MIN	2	10:14	T. Chandler 2 yd. run	11	75	6:05	10	10	
at MIN	2	3:30	J. Dobbs 7 yd. run	9	82	4:13	3	17	
at MIN	2	0:16	T. Hockenson 28 yd. Pass from J. Dobbs	7	76	1:31	3	24	
at MIN	3	10:09	G. Joseph 33 yd. Field Goal	7	49	2:47	3	27	
at ATL	1	1:46	J. Bates 92 yd. Interception return				3	7	
at ATL	2	8:56	B. Robinson 10 yd. run	10	78	5:20	6	14	
at ATL	4	9:57	B. Robinson 26 yd. pass from D. Ridder	9	95	5:03	12	21	
at ATL	4	1:47	Y. Koo 39 yd. Field Goal	10	54	4:37	15	24	
vs DET	1	11:15	O. Montgomery 2 yd. run	7	80	4:45	0	7	
vs DET	1	10:24	S. LaPorta 13 yd. Pass from J. Goff	3	17	0:40	0	14	
vs DET	1	8:15	A. St. Brown 25 yd. Pass from J. Goff	3	54	1:19	0	21	
vs DET	2	0:08	R. Patterson 26 yd. Field Goal	12	62	5:16	7	24	
vs DET	3	0:00	R. Patterson 32 yd. Field Goal	7	65	4:34	21	27	
vs DET	4	14:07	T. Williams 19 yd. run (Pass Failed)	2	26	0:49	21	33	
Scoring Totals: 24 TDs (15 pass, 9 rush, 1 return, 0 safeties), 21 FGs - 251 pts									

GOAL-TO-GO SITUATIONS

SAINTS																
Date	Opp.	No.	TD	FG	MFG	INT	Fumble	Downs	Punt	Half	End	Reg	Game	TD%	Score Pct.	Points
9/10	TEN	1	0	0	0	0	0	0	0	0	0	0	1	0.0%	0.0%	0
9/18	@CAR	3	2	1	0	0	0	0	0	0	0	0	0	66.7%	100.0%	17
9/24	@GB	1	0	1	0	0	0	0	0	0	0	0	0	0.0%	100.0%	3
10/1	TB	0	0	0	0	0	0	0	0	0	0	0	0			0
10/8	@NE	3	3	0	0	0	0	0	0	0	0	0	0	100.0%	100.0%	21
10/15	@HOU	0	0	0	0	0	0	0	0	0	0	0	0			0
10/19	JAX	3	1	1	0	0	0	1	0	0	0	0	0	33.3%	66.7%	10
10/29	@IND	2	1	1	0	0	0	0	0	0	0	0	0	50.0%	100.0%	10
11/5	CHI	4	3	0	0	0	0	0	0	0	0	1	75.0%	75.0%	21	
11/12	@MIN	0	0	0	0	0	0	0	0	0	0	0	0			0
11/26	@ATL	1	0	1	0	0	0	0	0	0	0	0	0	0.0%	100.0%	3
12/3	DET	4	4	0	0	0	0	0	0	0	0	0	0	100.0%	100.0%	28
12/10	CAR															
12/17	NYG															
12/21	@LAR															
12/31	@TB															
TBD	ATL															
Totals		22	14	5	0	0	0	1	0	0	0	0	2	63.6%	86.4%	113

OPPONENTS																
Date	Opp.	No.	TD	FG	MFG	INT	Fumble	Downs	Punt	Half	End	Reg	Game	TD%	Score Pct.	Points
9/10	TEN	0	0	0	0	0	0	0	0	0	0	0	0	0	0	0
9/18	@CAR	1	1	0	0	0	0	0	0	0	0	0	0	100.0%	100.0%	8
9/24	@GB	1	1	0	0	0	0	0	0	0	0	0	0	100.0%	100.0%	8
10/1	TB	3	3	0	0	0	0	0	0	0	0	0	0	100.0%	100.0%	20
10/8	@NE	0	0	0	0	0	0	0	0	0	0	0	0	0	0	0
10/15	@HOU	3	2	1	0	0	0	0	0	0	0	0	0	66.7%	100.0%	17
10/19	JAX	2	2	0	0	0	0	0	0	0	0	0	0	100.0%	100.0%	14
10/29	@IND	1	1	0	0	0	0	0	0	0	0	0	0	100.0%	100.0%	7
11/5	CHI	1	1	0	0	0	0	0	0	0	0	0	0	100.0%	100%	7
11/12	@MIN	1	1	0	0	0	0	0	0	0	0	0	0	100.0%	100.0%	7
11/26	@ATL	1	0	0	0	1	0	0	0	0	0	0	0	0.0%	0.0%	0
12/3	DET	1	1	0	0	0	0	0	0	0	0	0	0	100.0%	100.0%	7
12/10	CAR															
12/17	NYG															
12/21	@LAR															
12/31	@TB															
TBD	ATL															
Totals		15	13	1	0	1	0	0	0	0	0	0	0	86.7%	93.3%	95

TAKEAWAYS					GIVEAWAYS					+/-	Rec
	INT	Fum	Total		INT	Fum	Total				
9/10	TEN	3	0	3	1	1	2		1	W	
9/18	@CAR	0	1	1	1	0	1		0	W	
9/24	@GB	1	0	1	0	0	0		1	L	
10/1	TB	1	0	1	1	2	3		-2	L	
10/8	@NE	2	1	3	0	0	0		3	W	
10/15	@HOU	1	0	1	1	1	2		-1	L	
10/19	JAX	0	2	2	1	0	1		1	L	
10/29	@IND	1	0	1	0	1	1		0	W	
11/5	CHI	3	2	5	0	0	0		5	W	
11/12	@MIN	0	0	0	2	0	2		-2	L	
11/26	@ATL	2	0	2	1	1	2		0	L	
12/3	DET	0	0	0	1	1	2		-2	L	
12/10	CAR										
12/17	NYG										
12/21	@LAR										
12/31	@TB										
TBD	ATL										
Totals		14	6	20	9	7	16		4	(5-7)	

BLOCKS				
	FGs	PATs	Punts	Total
Saints	0	0	1	1
Opp.	0	0	0	0

4th DOWN CONVERSIONS			
	Made	Att.	Pct.
Saints	8	15	53.3%
Opp.	5	11	45.5%

3rd DOWN CONVERSIONS

SAINTS			
3rd &	Made	Att.	Percent
1	10	16	62.5%
2	8	11	60.0%
3	10	18	55.6%
4	4	12	33.3%
5	4	13	30.8%
6	5	17	29.4%
7	7	15	46.7%
8	7	17	41.2%
9	2	15	13.3%
10+	9	40	22.5%
Totals	66	174	37.9%

OPPONENTS			
3rd &	Made	Att.	Percent
1	6	12	50.0%
2	3	11	27.3%
3	4	10	40.0%
4	7	13	53.8%
5	6	15	40.0%
6	9	19	47.4%
7	9	19	47.4%
8	2	9	22.2%
9	2	8	25.0%
10+	10	43	23.3%
Totals	58	159	36.5%

SCORING BY QUARTERS

SAINTS								OPPONENTS							
Date	Opp.	1st	2nd	3rd	4th	OT	Total	Date	Opp.	1st	2nd	3rd	4th	OT	Total
9/10	TEN	3	3	10	0		16	9/10	TEN	6	3	0	6		15
9/18	@CAR	3	3	7	7		20	9/18	@CAR	3	0	3	11		17
9/24	@GB	7	10	0	0		17	9/24	@GB	0	0	0	18		18
10/1	TB	3	0	3	3		9	10/1	TB	0	14	0	12		26
10/8	@NE	7	14	3	10		34	10/8	@NE	0	0	0	0		0
10/15	@HOU	7	3	3	0		13	10/15	@HOU	7	10	3	0		20
10/19	JAX	3	3	3	15		24	10/19	JAX	7	10	7	7		31
10/29	@IND	7	14	7	10		38	10/29	@IND	7	13	0	7		27
11/5	CHI	7	7	3	7		24	11/5	CHI	7	7	3	0		17
11/12	@MIN	3	0	8	8		19	11/12	@MIN	3	21	3	0		27
11/26	@ATL	3	6	3	3		15	11/26	@ATL	7	7	0	10		24
12/3	DET	0	7	14	7		28	12/3	DET	21	3	3	6		33
12/10	CAR						0	12/10	CAR						0
12/17	NYG						0	12/17	NYG						0
12/21	@LAR						0	12/21	@LAR						0
12/31	@TB						0	12/31	@TB						0
TBD	ATL						0	TBD	ATL						0
Totals		53	70	64	70	0	257	Totals		68	88	22	77	0	255

2023 NEW ORLEANS SAINTS TURNOVER TABLE

OPPONENT GIVEAWAYS				
Opp	Qtr	Turnover	Spot*	Result
vs TEN	2	R. Tannehill intercepted by M. Lattimore	NO 41	Punt
vs TEN	3	R. Tannehill intercepted by M. Maye	NO 1	Field Goal
vs TEN	3	R. Tannehill intercepted by P. Adebo	TEN 33	Touchdown
at CAR	2	B. Young fumble (C. Granderson), recovered by P. Adebo	NO 23	Punt
at GB	3	J. Love intercepted by L. Johnson Jr.	NO 38	Punt
vs TB	2	B. Mayfield intercepted by I. Yiadom	NO 1	Fumble
at NE	1	M. Jones intercepted by T. Mathieu, returned for 27 yd. Touchdown	NE 27	Touchdown
at NE	3	M. Jones fumble (aborted), recovered by C. Jordan	NE 29	Field Goal
at NE	3	M. Jones intercepted by P. Werner	NE 31	Touchdown
at HOU	1	C.J. Stroud intercepted by Z. Baun	NO 45	Fumble
vs JAX	1	C. Kirk fumble (P. Adebo), recovered by C. Granderson	NO 40	Punt
vs JAX	1	T. Campbell muff punt, recovered by L. Johnson	JAX 19	Field Goal
at IND	3	G. Minshew intercepted by P. Adebo	NO 2	Touchdown
vs CHI	1	T. Bagent intercepted by P. Adebo	50	Touchdown
vs CHI	3	D. Moore fumble (P. Adebo), recovered by P. Adebo	CHI 39	Field Goal
vs CHI	4	T. Bagent intercepted by M. Maye	CHI 38	Downs
vs CHI	4	T. Bagent intercepted by P. Adebo	CHI 46	Punt
vs CHI	4	T. Bagent fumble (D. Davis), recovered by P. Werner	CHI 20	End of Game
at ATL	2	D. Ridder intercepted by T. Mathieu	NO 1	End of Half
at ATL	3	D. Ridder intercepted by T. Mathieu	NO 28	Fumble
Saints Takeaway Totals: 20 Takeaways (14 interceptions, 5 fumbles, 1 muffed kicks), 47 points (5 TDs, 4 FG)				
SAINTS GIVEAWAYS				
Opp	Qtr	Turnover	Spot*	Result
vs TEN	1	R. Shaheed fumble (A. Hooker), recovered by A. Hooker	NO 24	Field Goal
vs TEN	2	D. Carr intercepted by A. Hooker	TEN 12	End of Half
at CAR	2	D. Carr intercepted by V. Bell	NO 37	Fumble
vs TB	2	A. Prentice fumble (A. Winfield), recovered by A. Winfield	NO 6	Touchdown
vs TB	4	D. Carr fumble (V. Veal), recovered by L. Hall	NO 19	Field Goal
vs TB	4	J. Winston intercepted by D. Delaney	TB 42	End of Game
at HOU	1	Z. Baun fumble (N. Collins), recovered by T. Howard	HOU 45	Touchdown
at HOU	4	D. Carr intercepted by S. Nelson	HOU 2	End of Game
vs JAX	3	D. Carr intercepted by F. Oluokun, returned for 24 yd. Touchdown	NO 24	Touchdown
at IND	2	D. Carr fumble (D. Buckner), recovered by D. Odeyingbo	NO 30	Touchdown
at MIN	4	J. Winston intercepted by M. Blackmon	MIN 18	Punt
at MIN	4	J. Winston intercepted by B. Murphy	MIN 9	Punt
at ATL	1	D. Carr intercepted by J. Bates, returned for 92 yd. Touchdown	ATL 8	Touchdown
at ATL	3	T. Hill fumble (J. Bates), recovered by A. Huggins	ATL 5	Touchdown
vs DET	1	D. Carr intercepted by B. Branch	NO 30	Touchdown
vs DET	4	D. Carr fumble, recovered by J. Paschal	NO 26	Touchdown
Opponent Takeaway Totals: 16 Takeaways (9 interceptions, 7 fumbles, 0 muffed kicks), 62 points (8 TDs, 2 FGs)				

*Spot where the turnover was made

2023 MINI BIOS & STATS

24 Johnathan Abram

Pos.: S Ht.: 6-0 Wt.: 205 Exp.: 5 College: Mississippi State



Regular Season Career GP/GS: (47/37); 2023: (4/1)

2023 REVIEW: vs. Green Bay (9/24): Gameday practice squad elevation. Played on special teams in first appearance as a Saint. vs. Tampa Bay (10/1): Gameday practice squad elevation. Made first start as a Saint at SS and appeared on special teams, finishing with five tackles (two solo). at New England (10/8): Gameday practice squad elevation. Rotated in at S and saw action on special teams, finishing with three tackles (two solo). vs. Detroit (12/3): Signed off the practice squad to the active roster, (11/30). Played on special teams and had one defensive snap, recording his first two coverage tackles of the 2023 season.

ADDITIONAL STATS: Special Teams Tackles – (2020, 7), (2021, 2), (2022, 2), (2023, 2); Total: 13.

CAREER HIGHS: Tackles – 13, at Carolina (9/13/20); Solo Tackles – 9 (2x), last vs. LA Chargers (9/11/22); Fumble Recoveries – 1 (2x), last vs. Philadelphia (10/24/21); Special Teams Tackles– 3, at LA Chargers (11/8/20); Passes Defensed – 1 (14x), last at NY Jets (1/1/23); Interceptions – 1 (3x), last at Denver (10/17/21).

24 S Jonathan Abram												
Date	Opp.	GP	ST	Solo	Ast	Total	Sack/Yds	INT/Yds	PD	FF	FR	
9/24	@GB	X		0	0	0	0.0	0.0	0	0	0	0
10/1	TB	X	X	1	4	5	0.0	0.0	0	0	0	0
10/8	@NE	X		2	1	3	0.0	0.0	0	0	0	0
12/3	DET	X		0	0	0	0.0	0.0	0	0	0	0
2023 Season		4	1	3	5	8	0.0	0.0	0	0	0	0
Saints Career		4	1	3	5	8	0.0	0.0	0	0	0	0
Career Totals		47	37	165	99	264	0.0	0.0	3	35	14	2

29 Paulson Adebo

Pos.: CB Ht.: 6-1 Wt.: 192 Exp.: 3 College: Stanford



Regular Season Career GP/GS: (40/39); 2023: (10/10)

2023 REVIEW: vs. Tennessee (9/10): Started at LCB. Recorded two solo tackles, a pass defense, and delivered a crucial interception off QB Ryan Tannehill in the second half, as the secondary helped force Tannehill to have a career-low 28.8 passer rating. at Carolina (9/18): Started at LCB and recorded four tackles (three solo) and had his first career fumble recovery off a strip sack by DE Carl Granderson. at Green Bay (9/24): Inactive (hamstring). vs. Tampa Bay (10/1): Inactive (hamstring). at New England (10/8): Started at LCB, recording three solo tackles and two pass breakups. Helped lead the Saints defense to a 34-0 shutout win against the Patriots in their own stadium in franchise history with New Orleans surrendering only 111 net passing yards. at Houston (10/15): Started at LCB, recording one solo tackle. vs. Jacksonville (10/19): Started at LCB. Finished with a team-high seven tackles (five solo), two pass breakups, and forced his first career fumble. at Indianapolis (10/29): Started at LCB. Finished with three solo tackles, a 31-yard interception return, and a career-high three pass breakups. Adebo's third quarter interception, the fifth of his career, set-up a key touchdown drive to help the Saints pull away from Indianapolis. vs. Chicago (11/5): Started at LCB and had a career day, finishing with seven tackles (five solo), two interceptions, three passes defensed, a forced fumble and a fumble recovery. Adebo's two interceptions marked a single-game career best, bringing his total to four interceptions on the 2023 season, also

2023 MINI BIOS & STATS

marking a career-high. Contest marked the first time in his career that Adebo has recorded an interception in back to back weeks. Adebo also set a new career mark in passes defended in a season with 11 total after nine weeks of action. Adebo's efforts helped lead the defense to force five turnovers for the first time since 2020 regular season finale at Carolina, where the Black and Gold had a five-interception performance. Named NFC Defensive Player of the Week. at Minnesota (11/12): Started at LCB, finishing with a career-high nine tackles (five solo) and two pass breakups. at Atlanta (11/26): Started at LCB, recorded four solo tackles. vs. Detroit (12/3): Started at LCB, finishing with eight tackles (six solo) with one pass breakup.

ADDITIONAL STATS: Special Teams Tackles – (2021, 3); Total: 3.

CAREER HIGHS: Tackles – 9, at Minnesota (11/12/23); Solo Tackles – 8, vs. Minnesota (10/2/22); Special Teams Tackles – 1 (3x), last vs. Miami (12/27/21); Passes Defended – 3 (2x), vs. Chicago (11/5/23) and at Indianapolis (10/29/23); Interceptions – 2, vs. Chicago (11/5/23); Forced Fumbles – 1 (2x), vs. Chicago (11/5/23) and vs. Jacksonville (10/19/23); Fumble Recoveries – 1 (2x), vs. Chicago (11/5/23) and at Carolina (9/18/23).

29 CB Paulson Adebo												
Date	Opp.	GP	ST	Solo	Ast	Total	Sack/Yds	INT/Yds	PD	FF	FR	
9/10	TEN	X	X	2	0	2	0.0	0.0	1	0	1	0
9/18	@ CAR	X	X	3	1	4	0.0	0.0	0	0	0	1
9/24	@ GB	Inactive										
10/1	TB	Inactive										
10/8	@ NE	X	X	3	0	3	0.0	0.0	0	0	2	0
10/15	@ HOU	X	X	1	0	1	0.0	0.0	0	0	0	0
10/19	JAX	X	X	5	2	7	0.0	0.0	0	0	2	1
10/29	@ IND	X	X	3	0	3	0.0	0.0	1	31	3	0
11/5	CHI	X	X	5	2	7	0.0	0.0	2	5	3	1
11/12	@ MIN	X	X	5	4	9	0.0	0.0	0	0	2	0
11/26	@ ATL	X	X	4	0	4	0.0	0.0	0	0	0	0
12/3	DET	X	X	6	2	8	0.0	0.0	0	0	1	0
2023 Season		10	10	37	11	48	0.0	0.0	4	36	14	2
Career Totals		40	39	142	29	171	0.0	0.0	7	86	29	2

0 Ugo Amadi

Pos.: S Ht.: 5-9 Wt.: 205 Exp.: 5 College: Oregon



Regular Season Career GP/GS: (62/12); 2023: (12/0)

2023 REVIEW: vs. Tennessee (9/10): Rotated in at nickel in his first game action with the Saints and recorded one pass defense. at Carolina (9/18): Played on special teams. at Green Bay (9/24): Played on special teams. vs. Tampa Bay (10/1): Played on special teams. at New England (10/8): Played at S and on special teams. at Houston (10/15): Appeared on special teams. vs. Jacksonville (10/19): Rotated in at S and appeared on special teams, recording first tackle on season. at Indianapolis (10/29): Rotated in at S and appeared on special teams. Registered second pass breakup on season. vs. Chicago (11/5): Rotated in at S and appeared on special teams. at Minnesota (11/12): Played on special teams. at Atlanta (11/26): Rotated in at S and appeared on special teams. vs. Detroit (12/3): Appeared on special teams.

ADDITIONAL STATS: Special Teams Tackles – (2019, 10), (2020, 5), (2021, 3), (2022, 1); Total: 19.

2023 MINI BIOS & STATS

CAREER HIGHS: Tackles – 9, vs. Jacksonville (10/31/21); Solo Tackles – 8 (2x), last vs. Jacksonville (10/31/21); Special Teams Tackles – 2, vs. Arizona (12/22/19); Passes Defensed – 2 (4x), last at Houston (12/21/21); Interceptions – 1, vs. Detroit (1/2/22).

0 S Ugo Amadi													
Date	Opp.	GP	ST	Solo	Ast	Total	Sack/Yds	INT/Yds	PD	FF	FR		
9/10	TEN	X		0	0	0	0.0	0.0	0	0	1	0	0
9/18	@CAR	X		0	0	0	0.0	0.0	0	0	0	0	0
9/24	@GB	X		0	0	0	0.0	0.0	0	0	0	0	0
10/1	TB	X		0	0	0	0.0	0.0	0	0	0	0	0
10/8	@NE	X		0	0	0	0.0	0.0	0	0	0	0	0
10/15	@HOU	X		0	0	0	0.0	0.0	0	0	0	0	0
10/19	JAX	X		1	0	1	0.0	0.0	0	0	0	0	0
10/29	@IND	X		0	0	0	0.0	0.0	0	0	1	0	0
11/5	CHI	X		0	0	0	0.0	0.0	0	0	0	0	0
11/12	@MIN	X		0	0	0	0.0	0.0	0	0	0	0	0
11/26	@ATL	X		0	0	0	0.0	0.0	0	0	0	0	0
12/3	DET	X		0	0	0	0.0	0.0	0	0	0	0	0
2023 Season		12	0	1	0	1	0.0	0.0	0	0	2	0	0
Saints Career		12	0	1	0	1	0.0	0.0	0	0	2	0	0
Career Totals		62	12	93	20	113	0.0	0.0	1	12	15	2	0

53 Zack Baun

Pos.: LB Ht.: 6-3 Wt.: 225 Exp.: 4 College: Wisconsin



Regular Season Career GP/GS: (57/14); 2023: (12/6)

2023 REVIEW: vs. Tennessee (9/10): Started at SLB and played on special teams. Put his hands on the ball to set up a one-yard punt. at Carolina (9/18): Started at SLB and played on special teams. at Green Bay (9/24): Rotated in at SLB and on special teams. vs. Tampa Bay (10/1): Started at SLB and played on special teams. Finished with four tackles (three solo). at New England (10/8): Played in 50th NFL game, rotating in at LB and on special teams. at Houston (10/15): Started at SLB, finishing with five tackles (two solo), his first career pass breakup, and recorded his first career interception off QB C.J. Stroud, also losing a fumble on the interception return. vs. Jacksonville (10/19): Rotated in at LB and appeared on special teams. Finished with three tackles (two solo). at Indianapolis (10/29): Rotated in at LB and saw action on special teams. vs. Chicago (11/5): Started at SLB and saw action on special teams. Finished with two solo tackles. at Minnesota (11/12): Rotated in at LB and saw action on special teams, finishing with two tackles. at Atlanta (11/26): Rotated in at LB and saw action on special teams. Finished with two tackles (one solo) including one tackle for loss. vs. Detroit (12/3): Started at SLB and saw action on special teams. Recorded one tackle, his first career NFL sack, and one special teams tackle, his first of the 2023 campaign.

ADDITIONAL STATS: Special Teams Tackles – (2020, 4), (2021, 8) (2022, 8), (2023, 1); Total: 21; Blocked Field Goal Recoveries – (2021, 1).

CAREER HIGHS: Tackles – 7 (2x), last vs. Miami (12/27/21); Solo Tackles – 6, last vs. Miami (12/27/21); Sacks – 1, vs. Detroit, (12/3/23); Special Teams Tackles – 2 (3x), last vs. Cincinnati (10/16/22); Passes Defensed – 1, at Houston (10/15/23); Interceptions – 1, at Houston (10/15/23).

2023 MINI BIOS & STATS

53 LB Zack Baun												
Date	Opp.	GP	ST	Solo	Ast	Total	Sack/Yds	INT/Yds	PD	FF	FR	
9/10	TEN	X	X	0	0	0	0.0	0.0	0	0	0	0
9/18	@CAR	X	X	0	0	0	0.0	0.0	0	0	0	0
9/24	@GB	X		0	0	0	0.0	0.0	0	0	0	0
10/1	TB	X	X	3	1	4	0.0	0.0	0	0	0	0
10/8	@NE	X		0	0	0	0.0	0.0	0	0	0	0
10/15	@HOU	X	X	2	3	5	0.0	0.0	1	10	1	0
10/19	JAX	X		2	1	3	0.0	0.0	0	0	0	0
10/29	@IND	X		0	0	0	0.0	0.0	0	0	0	0
11/5	CHI	X	X	2	0	2	0.0	0.0	0	0	0	0
11/12	@MIN	X		0	2	2	0.0	0.0	0	0	0	0
11/26	@ATL	X		1	1	2	0.0	0.0	0	0	0	0
12/3	DET	X	X	1	0	1	1.0	8.0	0	0	0	0
2023 Season		12	6	11	8	19	1.0	8.0	1	10	1	0
Career Totals		57	14	36	21	57	1.0	8.0	1	10	1	0

5 Lynn Bowden Jr.

Pos.: WR Ht.: 6-1 Wt.: 204 Exp.: 3 College: Kentucky



Regular Season Career GP/GS: (21/4); 2023: (10/0)

2023 REVIEW: at Carolina (9/18): Signed off the practice squad to the active roster, (9/13). Inactive. vs. Green Bay (9/24): Saw action on special teams in his first appearance as a Saint. vs. Tampa Bay (10/1): Rotated in at WR and saw action on special teams. at New England (10/8): Rotated in at WR and saw action on special teams. at Houston (10/15): Rotated in at WR and saw action on special teams. vs. Jacksonville (10/19): Rotated in at WR and saw action on special teams. at Indianapolis (10/29): Rotated in at WR and saw action on special teams. vs. Chicago (11/5): Rotated in at WR and saw action on special teams. at Minnesota (11/12): Rotated in at WR and saw action on special teams, finishing with one catch for twelve yards, his first catch as a Saint. at Atlanta (11/26): Rotated in at WR and saw action on special teams, handling the punt return duties in place of the injured Rashid Shaheed. Finished with a career-high 40 rushing yards on two attempts. vs. Detroit (12/3): Rotated in at WR and handled returns. Finished with one five-yard reception, two carries for negative-six yards, five punt returns for 30 yards, and one kickoff return for 18 yards.

ADDITIONAL STATS: Rushing Yards – (2020, 32), (2023, 40); Total: 72; Punt Return Yards – (2023, 30); Total: 30; Kick Return Yards – (2023, 18); Total: 18.

CAREER HIGHS: Receptions – 8, at Buffalo (1/3/21); Receiving Yards – 82, vs. Kansas City (12/13/20); Long Reception – 22, vs. Kansas City (12/13/22); Rushing Yards – 40, at Atlanta (11/26/23); Long Rush – 29, at Atlanta (11/26/23); Punt Returns – 5, vs. Detroit (12/3/23); Punt Return Yards – 30, vs. Detroit (12/3/23); Long Punt Return – 16, vs. Detroit (9/24/23); Kickoff Returns – 1, vs. Detroit (12/3/23); Kickoff Return Yards – 18, vs. Detroit (12/3/23); Long Kickoff Return – 18, vs. Detroit (12/3/23); All-Purpose Yards (Rushing, Receiving, Kickoff Return, Punt Return) – 82, vs. Kansas City (12/13/20).

2023 MINI BIOS & STATS

5 WR Lynn Bowden Jr.								
				Receiving				
Date	Opp.	GP	ST	Rec	Yds	Avg.	Lg	TD
9/18	@CAR			Inactive				
9/24	@GB	X		0	0	0.0	0	0
10/1	TB	X		0	0	0.0	0	0
10/8	@NE	X		0	0	0.0	0	0
10/15	@HOU	X		0	0	0.0	0	0
10/19	JAX	X		0	0	0.0	0	0
10/29	@IND	X		0	0	0.0	0	0
11/5	CHI	X		0	0	0.0	0	0
11/12	@MIN	X		1	12	12.0	12	0
11/26	@ATL	X		0	0	0.0	0	0
12/3	DET	X		1	5	5.0	5	0
2023 Season		10	0	2	17	8.5	12	0
Saints Career		10	0	2	17	8.5	12	0
Career Totals		21	4	30	228	7.6	22	0

90 Bryan Bresee

Pos.: DT Ht.: 6-5 Wt.: 305 Exp.: R College: Clemson



Regular Season Career GP/GS: (12/0); 2023: (12/0)

2023 REVIEW: vs. Tennessee (9/10): Played at DT in debut, recording an assisted tackle, two QB hurries and a half-sack. at Carolina (9/18): Registered a QB hurry. at Green Bay (9/24): Played at DT and on special teams. Registered two solo tackles and a pass defense. vs. Tampa Bay (10/1): Finished with four tackles (three solo), three stops for loss, a QB hit and his first full sack. at New England (10/8): Rotated in at DT. at Houston (10/15): Rotated in at DT. vs. Jacksonville (10/19): Rotated in at DT, finishing with a pass breakup. at Indianapolis (10/29): Rotated at DT, recording two tackles (one solo) and a season-high two pass breakups. vs. Chicago (11/5): Rotated at DT, finishing with three tackles (one solo) and a pass breakup. at Minnesota (11/12): Rotated at DT, finishing with a solo tackle for loss. at Atlanta (11/26): Rotated in at DT, recording three tackles and a pass breakup. vs. Detroit (12/3): Rotated in at DT and on special teams, finishing with two tackles (one solo).

CAREER HIGHS: Tackles – 4, vs. Tampa Bay (10/1/23); Solo Tackles – 3, vs. Tampa Bay (10/1/23); Tackles For Loss – 3, vs. Tampa Bay (10/1/23); Sacks – 1, vs. Tampa Bay (10/1/23); Passes Defensed – 2, at Indianapolis (10/29/23).

2023 MINI BIOS & STATS

90 DT Bryan Bresee												
Date	Opp.	GP	ST	Solo	Ast	Total	Sack/Yds	INT/Yds	PD	FF	FR	
9/10	TEN	X		0	1	1	0.5	4.0	0	0	0	0
9/18	@CAR	X		0	0	0	0.0	0.0	0	0	0	0
9/24	@GB	X		2	0	2	0.0	0.0	0	0	1	0
10/1	TB	X		3	1	4	1.0	7.0	0	0	0	0
10/8	@NE	X		0	0	0	0.0	0.0	0	0	0	0
10/15	@HOU	X		0	0	0	0.0	0.0	0	0	0	0
10/19	JAX	X		0	0	0	0.0	0.0	0	0	1	0
10/29	@IND	X		1	1	2	0.0	0.0	0	0	2	0
11/5	CHI	X		1	2	3	0.0	0.0	0	0	1	0
11/12	@MIN	X		1	0	1	0.0	0.0	0	0	0	0
11/26	@ATL	X		0	3	3	0.0	0.0	0	0	1	0
12/3	DET	X		1	1	2	0.0	0.0	0	0	0	0
2023 Season		12	0	9	9	18	1.5	11.0	0	0	6	0
Career Totals		12	0	9	9	18	1.5	11.0	0	0	6	0

10 Marquez Callaway

Pos.: WR Ht.: 6-2 Wt.: 204 Exp.: 4 College: Tennessee



Regular Season Career GP/GS: (43/17); 2023: (1/0)

2023 REVIEW: Signed to practice squad, (11/20). vs. Detroit (12/3): Gameday practice squad elevation. Rotated in on offense.

ADDITIONAL STATS: Punt Return Yards – (2021, 122), (2022, 27); Total: 149; Special Teams Tackles – (2020 1); Special Teams Fumble Recoveries – 2, vs. San Francisco (11/15/20).

CAREER HIGHS: Receptions – 8, vs. Carolina (10/25/20); Receiving Yards – 112, at Tampa Bay (12/19/21); Long Reception – 58, vs. N.Y. Giants (10/3/21); Receiving TDs – 2, at Washington (10/10/21); Punt Returns – 6, vs. L.A. Chargers (10/12/20); Punt Return Yards – 69, vs. L.A. Chargers (10/12/20); Long Punt Return – 19 (2x), last at Denver (11/29/20); Kickoff Returns – 2, vs. L.A. Chargers (10/12/20); Kickoff Return Yards – 57, vs. L.A. Chargers (10/12/20); Long Kickoff Return – 29, vs. L.A. Chargers (10/12/20); All Purpose Yards – 160, vs. L.A. Chargers (10/12/20); Special Teams Tackles – 1, vs. Atlanta (11/22/20); Special Teams Fumble Recoveries – 2, vs. San Francisco (11/15/20).

10 WR Marquez Callaway								
				Receiving				
Date	Opp.	GP	ST	Rec	Yds	Avg.	Lg	TD
12/3	DET	X		0	0	0.0	0	0
2023 Season		1	0	0	0	0.0	0	0
Career Totals		43	17	83	1,069	12.9	58	7

2023 MINI BIOS & STATS

4 Derek Carr

Pos.: QB Ht.: 6-3 Wt.: 215 Exp.: 10 College: Fresno State



Regular Season Career GP/GS: (154/154); 2023: (12/12)

2023 REVIEW: vs. Tennessee (9/10): Started in Saints debut, completing 23-of-33 passes (69.7 pct.) for 305 yards with a TD and an INT. With his 143rd start since coming into the league in 2014, surpassed Tom Brady for most starts since that season. Carr had completions of 45 yards to WR Chris Olave and 41-yards to WR/RS Rashid Shaheed, bringing his 83 completions of 40-yards or more to sixth in the NFL among active QBs since coming into the league in 2014. His 305 yards brought him to 35,527 career passing yards, ranking 31st all-time in the NFL record books, surpassing Jim Kelly. His 23 completions brought his career total to 3,224, which rank 26th all-time in NFL record books, surpassing Matt Hasselbeck. Carr also became the 37th player to start a contest at the position for New Orleans and the 12th to win his first start with the club. at Carolina (9/18): Started and finished 21-of-36 passing for 228 yards and one interception. With his 228 passing yards, Carr surpassed Alex Smith in all-time passing yards with 35,755, ranking 30th all-time in league history. Monday night's win also marked the fourth time Carr has led a team to a 2-0 start, previously doing so in 2017, 2020, and 2021 as a member of the Raiders. Improved his record as a starter on Monday Night Football to 7-4. at Green Bay (9/24): Started and completed 13-of-18 passes (72.2 pct.) for 103 yards and a TD with a 104.6 passer rating. After being sacked in the third quarter, Suffered shoulder injury and did not return to the game. vs. Tampa Bay (10/1): Started and completed 23-of-37 passes for 127 yards. at New England (10/8): Started at QB and completed 18-for-26 passes (69.2 pct.) for 183 yards, 2 TDs, and a 114.7 passer rating. Carr completed passes to nine different Saints receivers and improved his record against New England to 2-3 and had his first victory against Patriots at Gillette Stadium. Passed Dan Fouts for 24th all-time in completions. at Houston (10/15): Started, finishing 32-of-50 passing (64.0 pct.) for 353 yards, a TD and an interception. Also carried once for two yards for a first down. Tenth-highest passing yardage total of career and highest total to date as a Saint. vs. Jacksonville (10/19): Started and completed 33-of-55 passes (60.0 pct.) for 301 yards, a TD and an interceptions. Also had three carries for 14 yards. First back-to-back performances of 300+ passing yards since weeks six and seven of the 2021 season and first back-to-back performances of 300+ passing yards by a Saints signal-caller since Drew Brees in Weeks 14 and 15 of the 2019 campaign. Moved into a tie with Ryan Fitzpatrick for 36th place all-time in touchdown passes. at Indianapolis (10/29): Started in his 150th career NFL contest, completing 19-of-27 passes for 310 yards and two TDs to lead the Saints to their fifth consecutive win over Indianapolis. Carr had his third straight contest of 300+ passing yards, the first time he has done so since the first three games of the 2021 season and now owns a 4-3 record starting against the Colts. With his two touchdown passes, Carr surpassed Ryan Fitzpatrick for sole possession of 36th all-time in NFL history with 225 career TD passes. Overall was Carr's 37th career game of at least 300 yards passing, tied for eighth in the NFL since 2014. vs. Chicago (11/5): Started, completing 25-of-34 passes for 211 yards, two touchdowns and a 108.8 passer rating. Carr evened his record as a starter against the Bears to 2-2. With the two touchdown passes, Carr moved into a tie for 35th all-time with former Bears signal-caller Jay Cutler. at Minnesota (11/12): Started, completed 13-of-18 passes for 110 yards. Suffered a shoulder injury and went into the concussion protocol after taking a hit in the third quarter and did not return. Carr's 13 completions on the afternoon gave him 3,421 for his career, surpassing Pro Football Hall of Fame QB Joe Montana for 22nd all time. at Atlanta (11/26): Started, completing 24-of-38 passes for 304 yards and an interception. vs. Detroit (12/3): Started, finishing 17-of-22 passing for 226 yards, a TD and an interception for a 105.5 passer rating, completing his last 15 attempts. With his one TD pass, Carr surpassed QB Jay Cutler for sole possession of 35th all-time in league history. Carr also surpassed QB Boomer Esiason for 27th place all-time in passing yards (37,983). Carr left the game in the fourth quarter and did not return (concussion protocol/shoulder/back).

2023 MINI BIOS & STATS

CAREER HIGHS: Attempts – 59, at Tampa Bay (10/30/16); Completions – 40, at Tampa Bay (10/30/16); Completion Pct. – 91.20 (31-for-34), vs. Philadelphia (10/24/21); Passing Yards – 513, at Tampa Bay (10/30/16); Long Pass – 87, at LA Chargers (12/31/17); Interceptions – 3 (4x), last at Pittsburgh (12/24/22); Passing TDs – 4 (6x), last vs. Cleveland (9/30/18); Passer Rating – 140.2, vs. San Francisco (12/7/14); Rushes – 7 (2x), last vs. Denver (10/2/22); Rushing Yards – 58, vs. Houston (9/14/14); Long Rush – 41, vs. Houston (9/14/14); Rushing TDs – 1 (6x), last vs. Miami (12/26/20).

4 QB Derek Carr																
				Passing								Rushing				
Date	Opp.	GP	ST	Comp	Att	Pct.	Yards	TD	INT	Lg	Rating	Att	Yds	Avg.	Lg	TD
9/10	TEN	X	X	23	33	69.7%	305	1	1	45	96.1	3	4	1.3	7	0
9/18	@CAR	X	X	21	36	58.3%	228	0	1	45	65.5	3	-4	-0.8	-1	0
9/24	@GB	X	X	13	18	72.2%	103	1	0	27	104.6	0	0	0.0	0	0
10/1	TB	X	X	23	37	62.2%	127	0	0	20	68.2	2	1	0.5	2	0
10/8	@NE	X	X	18	26	69.2%	183	2	0	33	114.7	2	4	2.0	5	0
10/15	@HOU	X	X	32	50	64.0%	353	1	1	51	83.2	1	2	2.0	2	0
10/19	JAX	X	X	33	55	60.0%	301	1	1	21	73.4	3	14	4.7	10	0
10/29	@IND	X	X	19	27	70.4%	310	2	0	58t	133.3	1	-1	-1.0	-1	0
11/5	CHI	X	X	25	34	73.5%	211	2	0	31	108.8	3	3	1.0	4	0
11/12	@MIN	X	X	13	18	72.2%	110	0	0	23	87.7	1	10	10.0	10	0
11/26	@ATL	X	X	24	38	63.2%	304	0	1	51	77.1	2	7	3.5	8	0
12/3	DET	X	X	17	22	77.3%	226	1	1	33	105.5	2	-1	-0.5	0	0
2023 Season		12	12	261	394	66.2%	2,761	11	6	58t	89.4	23	39	1.7	10	0
Saints Career		12	12	261	394	66.2%	2,761	11	6	58t	89.4	23	39	1.7	10	0
Career Totals		154	154	3,462	5,352	64.7%	37,983	228	105	87	91.6	301	884	2.9	41	6

43 Ryan Connelly

Pos.: LB Ht.: 6-2 Wt.: 234 Exp.: 4 College: Wisconsin



Regular Season Career GP/GS: (32/3); 2023: (1/1)

2023 REVIEW: vs. Tennessee (9/10): Gameday elevation from the practice squad. Rotated in at LB and on special teams. Placed on Practice Squad Injured Reserve (knee), 9/13.

ADDITIONAL STATS: Special Teams Tackles – (2020, 5), (2021, 3); Total: 8.

43 LB Ryan Connelly												
Date	Opp.	GP	ST	Solo	Ast	Total	Sack/Yds	INT/Yds	PD	FF	FR	
9/10	TEN	X		0	0	0	0.0	0.0	0	0	0	0
2023 Season		1	0	0	0	0	0.0	0.0	0	0	0	0
Saints Career		1	0	0	0	0	0.0	0.0	0	0	0	0
Career Totals		32	3	11	10	21	1.0	2.0	2	18	2	0

2023 MINI BIOS & STATS

11 Cameron Dantzler

Pos.: CB Ht.: 6-2 Wt.: 188 Exp.: 4 College: Mississippi State



Regular Season Career GP/GS: (37/26); 2023: (2/0)

2023 REVIEW: vs. Green Bay (9/24): Signed to practice squad, (9/20). Gameday practice squad elevation. Played on special teams. vs. Tampa Bay (10/1): Gameday practice squad elevation. Appeared on special teams. vs. Atlanta (11/26): Signed off the practice squad to the active roster, (11/21). Dressed but did not play. vs. Detroit (12/3): Inactive.

CAREER HIGHS: Tackles – 7, at Tampa Bay (9/22/19); Solo Tackles – 3 (2x), last vs. Washington (9/29/19); Interceptions – 1 (2x), last vs. Washington (9/29/19); Passes Defensed – 3, at New Orleans (10/2/22-London).

11 CB Cameron Dantzler												
Date	Opp.	GP	ST	Solo	Ast	Total	Sack/Yds	INT/Yds	PD	FF	FR	
9/24	@GB	X		0	0	0	0.0	0.0	0	0	0	0
10/1	TB	X		0	0	0	0.0	0.0	0	0	0	0
11/26	@ATL	Dressed but did not play										
12/3	DET	Inactive										
2023 Season		2	0	0	0	0	0.0	0.0	0	0	0	0
Saints Career		2	0	0	0	0	0.0	0.0	0	0	0	0
Career Totals		37	26	125	23	148	0.0	0.0	3	0	17	3

56 Demario Davis

Pos.: LB Ht.: 6-2 Wt.: 248 Exp.: 12 College: Arkansas



Regular Season Career GP/GS: (189/175); 2023: (12/12)

2023 REVIEW: vs. Tennessee (9/10): Started at MLB, recording a team-high 10 tackles (9 solo), including a tackle for loss. at Carolina (9/18): Started at MLB and tied for a team-high with seven tackles (4 solo), a fourth quarter third down sack, tackle for loss, and a QB hurry. Davis led the way for the Saints defense to hold Carolina to 17 points, marking the tenth consecutive game in which the defense held an opponent to less than 20 points, a franchise record. at Green Bay (9/24): Started at MLB and recorded three tackles (one solo) and a QB hurry. Davis' lone solo tackle brought his career total to 800. vs. Tampa Bay (10/1): Started at MLB and finished with five tackles (two solo). at New England (10/8): Started at MLB and finished with six tackles (three solo) and one pass breakup. Helped lead the Saints defense to a 34-0 shutout win over the Patriots, where they surrendered only 156 total net yards. at Houston (10/15): Started at MLB, finishing with a team-high seven tackles (four solo), two stops for loss, two QB hurries, a pass breakup, and a sack. vs. Jacksonville (10/19): Started at MLB, recording four tackles (three solo). at Indianapolis (10/29): Started at MLB and led the team in tackles, recording a season-high 13 stops (six solo), one quarterback hit and one pass defense. Davis surpassed 600 tackles in his Saints career, now with 609 stops. vs. Chicago (11/5): Made 90th start as a Saint at MLB, finishing with team-high nine tackles (seven solo), a stop for loss, a QB hit and a sack/forced fumble. Davis' fourth quarter sack/forced fumble was his first of 2023, helping clinch a victory. at Minnesota (11/12): Started at MLB, tying for a team-high nine tackles (six solo) with a sack, his fourth of season. Now has 403 solo stops as a member of the Black and Gold, surpassing the 400-career mark. at Atlanta (11/26): Started at MLB, recording six tackles (four solo). vs.

2023 MINI BIOS & STATS

Detroit (12/3): Made his 175th career start at MLB and had one special teams snap, recording four tackles (three solo).

ADDITIONAL STATS: Special Teams Tackles – (2012, 16); (2013, 6); (2014, 2); Total: 24.

CAREER HIGHS: Tackles – 15, vs. Kansas City (12/20/20); Solo Tackles – 11 (2x), vs. Pittsburgh (11/9/14) and vs. Miami (9/24/17); Sacks – 2 (4x), last vs. Cincinnati (10/16/22); Interceptions – 1 (3x), last at Tampa Bay (12/5/22); Passes Defensed – 4, at Tampa Bay (11/17/19); Forced Fumbles – 1 (3x), last vs. Atlanta (11/22/18); Fumble Recoveries – 1 (7x), last vs. Tampa Bay (9/18/22).

56 LB Demario Davis													
Date	Opp.	GP	ST	Solo	Ast	Total	Sack/Yds	INT/Yds	PD	FF	FR		
9/10	TEN	X	X	9	1	10	0.0	0.0	0	0	0	0	0
9/18	@ CAR	X	X	4	3	7	1.0	5.0	0	0	0	0	0
9/24	@ GB	X	X	1	2	3	0.0	0.0	0	0	0	0	0
10/1	TB	X	X	2	3	5	0.0	0.0	0	0	0	0	0
10/8	@ NE	X	X	3	3	6	0.0	0.0	0	0	1	0	0
10/15	@ HOU	X	X	4	3	7	1.0	12.0	0	0	1	0	0
10/19	JAX	X	X	3	1	4	0.0	0.0	0	0	0	0	0
10/29	@ IND	X	X	6	7	13	0.0	0.0	0	0	1	0	0
11/5	CHI	X	X	7	2	9	1.0	4.0	0	0	0	1	0
11/12	@ MIN	X	X	6	3	9	1.0	5.0	0	0	0	0	0
11/26	@ ATL	X	X	4	2	6	0.0	0.0	0	0	0	0	0
12/3	DET	X	X	3	1	4	0.0	0.0	0	0	0	0	0
2023 Season		12	12	52	31	83	4.0	26.0	0	0	3	1	0
Saints Career		93	93	409	228	637	26.5	199.5	2	5	37	3	2
Career Totals		189	175	838	459	1297	40.0	291.0	3	5	54	4	7

77 Cameron Erving

Pos.: T Ht.: 6-5 Wt.: 315 Exp.: 9 College: Florida State



Regular Season Career GP/GS: (96/57); 2023: (1/1)

2023 REVIEW: Signed to the practice squad, (10/4). vs. Jacksonville (10/19): Gameday elevation from the practice squad. Made his first start as a Saint at RT, recovering one fumble.

55 Isaiah Foskey

Pos.: DE Ht.: 6-5 Wt.: 265 Exp.: R College: Notre Dame



Regular Season Career GP/GS: (9/0); 2023: (9/0)

2023 REVIEW: vs. Tennessee (9/10): Inactive. at Carolina (9/18): Played on defense and special teams in NFL debut. at Green Bay (9/24): Rotated in at DE and played on special teams. Recorded first NFL stats, finishing with four tackles (three solo). vs. Tampa Bay (10/1): Played on defense and on special teams, recording three tackles (one solo). at New England (10/8): Played on defense and special teams, recording one assisted tackle. at Houston (10/15): Rotated in at DE and saw action on special teams. vs. Jacksonville (10/19): Rotated in at DE and appeared on special teams. at Indianapolis (10/29): Rotated in at DE and saw action on special teams, finishing with one pass breakup, the first of his career. Also recorded the first half-sack of his career. vs. Chicago (11/5):

2023 MINI BIOS & STATS

Rotated in at DE and saw action on special teams. Left the game in the first quarter (thigh) and did not return. at Minnesota (11/12): Inactive. at Atlanta (11/26): Inactive. vs. Detroit (12/3): Rotated in at DE and saw action on special teams, finishing with one solo tackle.

CAREER HIGHS: Tackles – 4, at Green Bay (9/24/23); Solo Tackles – 3, at Green Bay (9/24/23); Sacks – 0.5, at Indianapolis (10/29/23); Passes Defensed – 1, at Indianapolis (10/29/23).

55 DE Isaiah Foskey												
Date	Opp.	GP	ST	Solo	Ast	Total	Sack/Yds	INT/Yds	PD	FF	FR	
9/10	TEN											Inactive
9/18	@CAR	X		0	0	0	0.0	0.0	0	0	0	0
9/24	@GB	X		3	1	4	0.0	0.0	0	0	0	0
10/1	TB	X		1	2	3	0.0	0.0	0	0	0	0
10/8	@NE	X		0	1	1	0.0	0.0	0	0	0	0
10/15	@HOU	X		0	0	0	0.0	0.0	0	0	0	0
10/19	JAX	X		0	0	0	0.0	0.0	0	0	0	0
10/29	@IND	X		0	1	1	0.5	1.5	0	0	1	0
11/5	CHI	X		0	0	0	0.0	0.0	0	0	0	0
11/12	@MIN											Inactive
11/26	@ATL											Inactive
12/3	DET	X		1	0	1	0.0	0.0	0	0	0	0
2023 Season		9	0	5	5	10	0.5	1.5	0	0	1	0
Career Totals		9	0	5	5	10	0.5	1.5	0	0	1	0

73 Max Garcia

Pos.: G Ht.: 6-4 Wt.: 309 Exp.: 9 College: Florida



Regular Season Career GP/GS: (117/62); 2023: (12/3)

2023 REVIEW: vs. Tennessee (9/10): Saw action on special teams. at Carolina (9/18): Played on special teams. at Green Bay (9/24): Saw action on special teams. vs. Tampa Bay (10/1): Rotated in at RG and saw action on special teams. at New England (10/8): Rotated in at T in the jumbo package, RG and also saw action on special teams. at Houston (10/15): Made his first start as a Saint at LG. vs. Jacksonville (10/19): Started at LG. at Indianapolis (10/29): Started at LG, blocking for a unit that gained a season-high 511 total net yards and 161 yards rushing. vs. Chicago (11/5): Saw action on special teams. at Minnesota (11/12): Saw action on special teams. at Atlanta (11/26): Rotated in at C in place of an injured Erik McCoy and saw action on special teams. vs. Detroit (12/3): Saw action on special teams and rotated in at T in the jumbo package.

80 Jimmy Graham

Pos.: TE Ht.: 6-7 Wt.: 265 Exp.: 13 College: Miami (Fla.)



Regular Season Career GP/GS: (192/134); 2023: (8/1)

2023 REVIEW: vs. Tennessee (9/10): Rotated in at TE. at Carolina (9/18): Rotated in at TE. at Green Bay (9/24): Rotated in at TE and made his first catch as a Saint since 2014, a first quarter eight-yard TD catch. Graham's touchdown catch brought him to 53rd all-time in receptions (714) and 17th all-time in touchdown receptions (86), passing Lance Alworth, Hines Ward, and Paul Warfield. Graham's TD reception was his first since Dec. 2014 against Atlanta, spanning 8 years, 277 days, the fourth-longest span in team history between touchdowns. vs. Tampa Bay (10/1): Made his first start of the season at tight end. at New England (10/8): Rotated in at tight end.

2023 MINI BIOS & STATS

at Houston (10/15): Rotated in at tight end. vs. Jacksonville (10/19): Rotated in at tight end. at Indianapolis (10/29): Inactive. vs. Chicago (11/5): Inactive. at Minnesota (11/12): Inactive. at Atlanta (11/26): Inactive. vs. Detroit (12/3): Rotated in on offense, catching one pass for a six-yard touchdown. With his second touchdown of the season, Graham now has 87 career TD receptions and is now tied for 16th all-time in the category with Pro Football Hall of Fame WR Andre Reed.

CAREER HIGHS: Receptions – 10 (5x), last vs. San Francisco (11/9/14); Receiving Yards – 179, at Tampa Bay (9/15/13); Long Reception – 59, at Jacksonville (10/2/11); Receiving TDs – 2 (17x), last at Jacksonville (12/27/20).

80 TE Jimmy Graham								
				Receiving				
Date	Opp.	GP	ST	Rec	Yds	Avg.	Lg	TD
9/10	TEN	X		0	0	0.0	0	0
9/18	@CAR	X		0	0	0.0	0	0
9/24	@GB	X		1	8	8.0	8	1
10/1	TB	X	X	0	0	0.0	0	0
10/8	@NE	X		0	0	0.0	0	0
10/15	@HOU	X		0	0	0.0	0	0
10/19	JAX	X		0	0	0.0	0	0
10/29	@IND	Inactive						
11/5	CHI	Inactive						
11/12	@MIN	Inactive						
11/26	@ATL	Inactive						
12/3	DET	X		1	6	6.0	6	1
2023 Season		8	1	2	14	7.0	8	2
Saints Career		86	52	387	4,760	12.3	59	55
Career Totals		192	134	714	8,520	11.9	59	87

96 Carl Granderson

Pos.: DE Ht.: 6-5 Wt.: 261 Exp.: 5 College: Wyoming



Regular Season Career GP/GS: (66/19); 2023: (12/12)

2023 REVIEW: vs. Tennessee (9/10): Started at RDE, recording three tackles (1 solo), 1.5 sacks, a tackle for loss, and four QB hurries. at Carolina (9/18): Started at RDE, recording two solo tackles, a sack, 2 QB hurries, a tackle for loss, and a sack/forced fumble on QB Bryce Young. at Green Bay (9/24): Started at RDE and saw action on special teams, recording four tackles (two solo). vs. Tampa Bay (10/1): Started at RDE and saw action on special teams, finishing with four tackles (two solo). at New England (10/8): Started at RDE, finishing with four tackles (three solo), three tackles for loss, two QB hits, and a sack. Helped lead the Saints defense to a 34-0 shutout win over the Patriots, while surrendering only 156 total net yards. at Houston (10/15): Started at RDE, recording six tackles (three solo), two stops for loss, a QB hit, and a sack. vs. Jacksonville (10/19): Started at RDE, recording six tackles (tied a career high with five solo stops), a tackle for loss, and recovered his first fumble of the season. at Indianapolis (10/29): Started at RDE, finishing with five tackles (three solo), a tackle for loss, three QB hits, and a sack. Granderson leads the Black and Gold with 5.5 sacks in the 2023 campaign, tying a career-best after only eight weeks. vs. Chicago (11/5): Started at RDE and finished with six tackles (four solo), a tackle for loss, and a QB hit. at Minnesota (11/12): Started at RDE and recorded four tackles (one solo) with a QB hit. at Atlanta (11/26): Started at RDE and led the defense in tackles, finishing with a career-high ten tackles (four solo). vs.

2023 MINI BIOS & STATS

Detroit (12/3): Started at RDE and recorded three tackles (one solo), two QB hits, and a pass breakup, his first of the 2023 season.

ADDITIONAL STATS: Blocked Field Goals – (2021, 1); Total: 1; Special Teams Tackles – (2021, 1); Total: 1.

CAREER HIGHS: Tackles – 10, at Atlanta (11/26/23); Solo Tackles – 5 (2x), vs. Jacksonville (10/19/23) and vs. Cleveland (12/24/22); Tackles for Loss – 3 (2x), last at New England (10/8/23); Sacks – 2, at Carolina (1/3/21). Forced Fumbles – 1 (3x), vs. Tampa Bay (9/13/20), at Atlanta (12/6/20) and at Carolina (9/18/23); Fumble Recoveries – 1 (2x), vs. Jacksonville (10/19/23) and at Tampa Bay (12/5/22); Passes Defensed – 1 (2x), vs. Detroit (12/3/23) and vs. Green Bay, (9/27/20). Blocked Field Goals – 1, at Carolina (9/19/21).

96 DE Carl Granderson													
Date	Opp.	GP	ST	Solo	Ast	Total	Sack/Yds	INT/Yds	PD	FF	FR		
9/10	TEN	X	X	1	2	3	1.5 9.0	0 0	0	0	0		
9/18	@CAR	X	X	2	0	2	1.0 3.0	0 0	0	1	0		
9/24	@GB	X	X	2	2	4	0.0 0.0	0 0	0	0	0		
10/1	TB	X	X	2	2	4	0.0 0.0	0 0	0	0	0		
10/8	@NE	X	X	3	1	4	1.0 13.0	0 0	0	0	0		
10/15	@HOU	X	X	3	3	6	1.0 10.0	0 0	0	0	0		
10/19	JAX	X	X	5	1	6	0.0 0.0	0 0	0	0	0		1
10/29	@IND	X	X	3	2	5	1.0 3.0	0 0	0	0	0		0
11/5	CHI	X	X	4	2	6	0.0 0.0	0 0	0	0	0		0
11/12	@MIN	X	X	1	3	4	0.0 0.0	0 0	0	0	0		0
11/26	@ATL	X	X	4	6	10	0.0 0.0	0 0	0	0	0		0
12/3	DET	X	X	1	2	3	0.0 0.0	0 0	1	0	0		0
2023 Season		12	12	31	26	57	5.5 38.0	0 0	1	1	1		1
Career Totals		66	19	90	68	158	20.0 134.5	0 0	2	3	2		2

48 J.T. Gray

Pos.: DB Ht.: 6-0 Wt.: 202 Exp.: 6 College: Mississippi State



Regular Season Career GP/GS: (76/0); 2023: (9/0)

2023 REVIEW: vs. Tennessee (9/10): Inactive (shoulder). at Carolina (9/18): Made season debut on special teams, recording one tackle. at Green Bay (9/24): Played on special teams and recorded two tackles. vs. Tampa Bay (10/1): Played at S and on special teams, finishing with one assisted tackle. at New England (10/8): Played on special teams before departing in third quarter (hamstring). at Houston (10/15): Inactive (hamstring). vs. Jacksonville (10/19): Inactive (hamstring). at Indianapolis (10/29): Played on special teams, recording one tackle. vs. Chicago (11/5): Played on special teams. at Minnesota (11/12): Played on special teams. at Atlanta (11/26): Played on special teams in his 75th career NFL appearance, finishing with two tackles. vs. Detroit (12/3): Played on special teams and had one defensive snap, recording one coverage tackle.

ADDITIONAL STATS: Special Teams Tackles – (2018, 2); (2019, 16); (2020, 7), (2021, 19), (2022, 12), (2023, 7); Total: 63; Special Teams Fumble Recoveries – (2019, 1); Total: 1.

CAREER HIGHS: Tackles – 2 (2x), last at Carolina (9/25/22); Solo Tackles – 1 (6x), last vs. Carolina (1/8/23); Passes Defensed – 1, at Carolina (1/3/21); Sacks – 1 (2x), vs Seattle (10/9/22) and vs. Carolina (1/8/23); Special

2023 MINI BIOS & STATS

Teams Tackles – 3 (2x), last vs. Minnesota (10/2/2); Blocked Punts – 1, at Chicago (10/20/19); Special Teams Fumble Recoveries – 1, vs. Carolina (11/24/19).

48 DB J.T. Gray												
Date	Opp.	GP	ST	Solo	Ast	Total	Sack/Yds	INT/Yds	PD	FF	FR	
9/10	TEN											Inactive
9/18	@ CAR	X		0	0	0	0.0	0.0	0	0	0	0
9/24	@ GB	X		0	0	0	0.0	0.0	0	0	0	0
10/1	TB	X		0	1	1	0.0	0.0	0	0	0	0
10/8	@ NE	X		0	0	0	0.0	0.0	0	0	0	0
10/15	@ HOU											Inactive
10/19	JAX											Inactive
10/29	@ IND	X	0	0	0	0	0.0	0.0	0	0	0	0
11/5	CHI	X	0	0	0	0	0.0	0.0	0	0	0	0
11/12	@ MIN	X	0	0	0	0	0.0	0.0	0	0	0	0
11/26	@ ATL	X	0	0	0	0	0.0	0.0	0	0	0	0
12/3	DET	X		0	0	0	0.0	0.0	0	0	0	0
2023 Season		9	0	0	1	1	0.0	0.0	0	0	0	0
Career Totals		76	0	6	5	11	2.5	12.5	0	0	1	0

19 Blake Grupe

Pos.: K Ht.: 5-7 Wt.: 156 Exp.: R College: Notre Dame



Regular Season Career GP: (12); 2023: (12)

2023 REVIEW: vs. Tennessee (9/10): Handled the kicking duties in his NFL debut. Finished a perfect three-for-three on field goal attempts, with a long of 52 yards, and made his lone extra point attempt. Became first Saints rookie to kick three field goals in NFL debut. Had all five kickoffs sail through the end zone for touchbacks. at Carolina (9/18): Handled the kicking duties. Finished a perfect two-for-two on FG attempts with a long of 28 yards and made both PAT attempts. Also had all five kickoffs sail through the end zone for touchbacks. at Green Bay (9/24): Handled the kicking duties. Finished one-for-two on field goal attempts with a long of 25 yards and made both PAT attempts. Also had three of his four kickoffs sail through the end zone for touchbacks. vs. Tampa Bay (10/1): Handled kicking duties. Finished three-of-three on field goal attempts with a long of 44 yards. Also had all four of his kickoffs sail through the end zone for touchbacks. at New England (10/8): Handled the kicking duties. Finished two-for-two on field goal attempts with a long of 54 yards, setting a new career-long, and went a perfect 4-for-4 on PAT attempts. Also had five kickoffs sail through the end zone for touchbacks. First Saint since John Carney (9/26/04 at St. Louis) to kick two field goals of at least 50 yards in a contests, fifth Saint over and sixth occurrence in franchise history. Selected as NFC Special Teams Player of the Week. at Houston (10/15): Handled kicking duties. Finished two-for-four on field goal attempts with a long of 48 yards, and went one-for-one on his lone PAT attempt. Had three kickoffs sail through the end zone for touchbacks. vs. Jacksonville (10/19): Handled kicking duties. Finished three-for-four on field goal attempts with a long of 42 yards, and went one-for-one on his lone PAT attempt. Had six kickoffs sail through the end zone for touchbacks. at Indianapolis (10/29): Handled kicking duties. Drilled his lone field goal attempt from 27 yards out and went five-for-five on PAT attempts. Also had a season-high seven kickoffs sail through the end zone for touchbacks. vs. Chicago (11/5): Handled kicking duties. Finished one-of-two on field goal attempts with a career-long of 55 yards, and finished three-of-three on PATs. Had five kickoffs sail through the end zone for touchbacks. at Minnesota (11/12): Handled the kicking duties. Finished one-for-one on his lone field goal attempt from 48 yards out. Also had all four kickoffs sail through the end zone for touchbacks. at Atlanta (11/26): Handled the kicking duties and finished a career best 5-of-6 on field goal attempts with a long of 52 yards. Also had four of his kickoffs sail

2023 MINI BIOS & STATS

through the end zone for touchbacks. Grupe's five field goal performance on Sunday tied a club record, marking the ninth time in franchise history a kicker has made five field goals in a game, the first time it's been done since John Carney made five field goals at St. Louis (9/26/04). Grupe became the first Saints rookie kicker to ever make five field goals in a game. vs. Detroit (12/3): Handled the kicking duties. Finished 4-for-4 on his PAT attempts and had two kickoffs go for touchbacks.

ADDITIONAL STATS: Touchbacks – (2023, 53); Total: 53.

CAREER HIGHS: Field Goals Made – 5, at Atlanta (11/26/23); Field Goal Attempts – 6, last at Atlanta (11/26/23); Longest Field Goal Made – 55, vs. Chicago (11/5/23); PATs Made – 5, at Indianapolis (10/29/23); PATs Attempted – 5, at Indianapolis (10/29/23); Points – 15, at Atlanta (11/26/23); Touchbacks – 7, at Indianapolis (10/29/23).

19 K Blake Grupe																				
			Field Goals					1-19		20-29		30-39		40-49		50+		PATs		
Date	Opp.	GP	M	A	Pct.	Lg	Blk	M	A	M	A	M	A	M	A	M	A	M	A	Pts
9/10	TEN	X	3	3	100.0%	52	0	0	0	1	1	1	1	0	0	1	1	1	1	10
9/18	@CAR	X	2	2	100.0%	28	0	0	0	2	2	0	0	0	0	0	0	2	2	8
9/24	@GB	X	1	2	50.0%	25	0	0	0	1	1	0	0	0	1	0	0	2	2	5
10/1	TB	X	3	3	100.0%	44	0	0	0	0	0	2	2	1	1	0	0	0	0	9
10/8	@NE	X	2	2	100.0%	54	0	0	0	0	0	0	0	0	0	2	2	4	4	10
10/15	@HOU	X	2	4	50.0%	48	0	0	0	0	1	0	0	2	2	0	1	1	1	7
10/19	JAX	X	3	4	75.0%	42	0	0	0	1	1	1	1	1	1	0	1	1	1	10
10/29	@IND	X	1	1	100.0%	27	0	0	0	1	1	0	0	0	0	0	0	5	5	8
11/5	CHI	X	1	2	50.0%	55	0	0	0	0	0	0	0	0	1	1	1	3	3	6
11/12	@MIN	X	1	1	100.0%	48	0	0	0	0	0	0	0	0	1	1	0	0	0	3
11/26	@ATL	X	5	6	83.3%	52	0	0	0	1	1	1	1	2	2	1	1	0	0	15
12/3	DET	X	0	0	0.0%	0	0	0	0	0	0	0	0	0	0	0	0	4	4	4
2023 Season		11	24	30	80.0%	55	0	0	0	7	8	5	5	7	9	5	7	23	23	95
Career Totals		11	24	30	80.0%	55	0	0	0	7	8	5	5	7	9	5	7	23	23	95

3 Jake Haener

Pos.: QB Ht.: 6-1 Wt.: 200 Exp.: R College: Fresno State



Regular Season Career GP: (0); 2023: (0)

2023 REVIEW: vs. Tennessee (9/10): Placed on Reserve/Suspended by Commissioner list, (9/8). vs. Jacksonville (10/19): Activated off Reserve/Suspended By Commissioner, (10/16), with team holding roster exemption through Week Seven. at Indianapolis (10/29): Inactive. vs. Chicago (11/5): Inactive. at Minnesota (11/12): Inactive. at Atlanta (11/26): Inactive. vs. Detroit (12/3): Inactive.

2023 MINI BIOS & STATS

3 QB Jake Haener																
				Passing								Rushing				
Date	Opp.	GP	ST	Comp	Att	Pct.	Yards	TD	INT	Lg	Rating	Att	Yds	Avg.	Lg	TD
9/10	TEN															
9/18	@CAR															
9/24	@GB															
10/1	TB															
10/8	@NE															
10/15	@HOU															
10/19	JAX															
10/29	@IND															
11/5	CHI															
11/12	@MIN															
11/26	@ATL															
12/3	DET															
2023 Season		0	0	0	0	#DIV/0!	0	0	0	0	0.0	0	0	#DIV/0!	0	0
Career Totals		0	0	0	0	#DIV/0!	0	0	0	0	0.0	0	0	#DIV/0!	0	0

39 Lou Hedley

Pos.: P Ht.: 6-4 Wt.: 220 Exp.: R College: Miami (Fla.)



Regular Season Career GP: (12); 2023: (12)

2023 REVIEW: vs. Tennessee (9/10): Handled punting and holding duties in NFL debut. Punted five times for 241 yards (48.2 avg., 40.2 net) with a long of 52 yards and one downed inside the 20. at Carolina (9/18): Handled punting and holding duties. Punted five times for 210 yards (42.0 avg., 35.0 net) with a long of 49 and two downed inside the 20-yard line. at Green Bay (9/24): Handled punting and holding duties. Punted seven times for 293 yards (41.9 avg., 41.2 net) with a long of 49 and two downed inside the 20-yard line. vs. Tampa Bay (10/2): Handled punting and holding duties. Punted four times for 162 yards (40.5 avg., 38.8 net) with three downed inside the 20-yard line and a long of 52. at New England (10/8): Handled punting and holding duties. Punted seven times for 307 yards (43.9 gross, 40.9 net), three downed inside the 20-yard line and had a long of 55. at Houston (10/15): Handled punting and holding duties. Punted three times for 126 yards (42.0 gross, 42.0 net) with a long of 43. vs. Jacksonville (10/19): Handled punting and holding duties. Punted four times for 169 yards (42.3 gross, 42.0 net) with a career-long of 62, with two downed inside the 20-yard line. at Indianapolis (10/29): Handled punting and holding duties. Punted four times for 158 yards (39.5 gross, 37.8 net) with a long of 47 and a season-best four punts downed inside the 20-yard line. vs. Chicago (11/5): Handled punting and holding duties. Punted four times for 164 yards (41.0 avg. gross/net) with a long of 48 and three punts downed inside the 20-yard line. at Minnesota (11/12): Handled punting and holding duties. Punted six times for 279 yards (46.5 gross, 41.2 net) with a long of 48 with one downed inside the 20-yard line. at Atlanta (11/26): Handled punting and holding duties. Punted once for 46 yards (37.2 net). vs. Detroit (12/3): Handled punting and holding duties. Punted four times for 180 yards (45.0 gross, 36.8 net) with a long of 49.

CAREER HIGHS: Punts - 7 (2x), at New England (10/8/23) and at Green Bay (9/24/23); Yards - 307, at New England (10/8/23); Gross Punting Average - 48.2, at Tennessee (9/10/23); Net Punting Average - 42.0, at Houston (10/15/23). Punts Inside the 20-Yard Line - 4, at Indianapolis (10/29/23); Longest Punt - 62, vs. Jacksonville (10/19/23).

2023 MINI BIOS & STATS

39 P Lou Hedley										
Date	Opp.	GP	No	Yds	Avg	Net	TB	In20	Lg	Blk
9/10	TEN	X	5	241	48.2	40.2	0	1	52	0
9/18	@CAR	X	5	210	42.0	35.0	1	2	49	0
9/24	@GB	X	7	293	41.9	41.2	0	2	49	0
10/1	TB	X	4	162	40.5	38.8	0	3	52	0
10/8	@NE	X	7	307	43.9	40.9	1	3	55	0
10/15	@HOU	X	3	126	42.0	42.0	0	0	43	0
10/19	JAX	X	4	169	42.3	42.0	0	2	62	0
10/29	@IND	X	4	158	39.5	37.8	0	4	47	0
11/5	CHI	X	4	164	41.0	41.0	0	3	48	0
11/12	@MIN	X	6	279	46.5	41.2	1	1	48	0
11/26	@ATL	X	1	46	46.0	37.2	0	0	46	0
12/3	DET	X	4	180	45.0	36.8	1	0	49	0
2023 Season		12	54	2,335	43.2	39.5	4	21	62	0
Career Totals		12	54	2,335	43.2	39.5	4	21	62	0

7 Taysom Hill

Pos.: QB Ht.: 6-2 Wt.: 221 Exp.: 7 College: Brigham Young



Regular Season Career GP/GS: (93/40); 2023: (12/6)

2023 REVIEW: vs. Tennessee (9/10): Rotated in at QB and saw action on special teams. Rushed three times for four yards and recorded one special teams tackle. at Carolina (9/18): Started at WR and saw action at QB, RB, TE, and on special teams. Finished the game 1-for-1 passing for 8 yards, had nine carries for 75 yards, and caught one pass for -1 yards. at Green Bay (9/24): Saw action on offense and special teams, appearing at QB, RB, and TE. Rushed four times for 12 yards and caught one pass for 9 yards. vs. Tampa Bay (10/1): Started at WR and appeared at QB, TE and special teams. Rushed four times for ten yards, caught one pass for seven yards, and completed his lone pass attempt for 13 yards. at New England (10/8): Rotated in at QB, TE, and on special teams. Caught one pass for one yard and rushed three times for 19 yards. at Houston (10/15): Started at TE and appeared at QB, WR, and on special teams. Finished one-of-one passing for four yards, rushed once for two yards and caught a career-best seven passes for 49 yards. vs. Jacksonville (10/19): Started at WR and appeared on offense and special teams. Finished with five carries for 18 yards and a TD, his first of the season, and caught four passes for 50 yards. Hill's touchdown run was the 24th of his career, ranked eighth all-time in franchise history. at Indianapolis (10/29): Started at TE and appeared at QB, WR, and on special teams. Had nine rushing attempts for a season-best and team-best 63 yards with a season-and-team best two rushing TDs. Also caught one pass for 14 yards, and went one-of-two passing for 44 yards, finding WR/RS Rashid Shaheed for a 44-yard completion to set up a touchdown. Hill's touchdown second quarter 20-yard touchdown run was the longest run on the season by a Saints rusher. Hill's two touchdown runs marked the sixth time he has had multiple touchdown rushes in a game, his first since 2021 (12/19/21 vs. N.Y. Jets). vs. Chicago (11/5): Saw action at QB, WR, TE, and on special teams. Hill became the first player to have at least ten career rushing touchdowns, passing touchdowns and career receiving touchdowns since QB/HB Frank Gifford. Overall, Hill led New Orleans in rushing with 11 carries for 52 yards, had four receptions for 13 yards and tossed the three-yard go-ahead touchdown in the fourth quarter to TE Juwan Johnson. Hill's 20 receptions on the season are a career-high. at Minnesota (11/12): Started at TE, seeing action at QB and on special teams. Finished with two catches for 17 yards one run for 10 yards. at Atlanta (11/26): Rotated in at QB, TE, and saw action on special teams, handling the kick return duties in the second half in place of the injured Rashid Shaheed. Finished with two receptions for

2023 MINI BIOS & STATS

55 yards, including a season-long 36-yard reception in the first half, and rushed seven times for 26 yards with a fumble. vs. Detroit (12/3): Appeared at QB, WR, TE, and on special teams. Finished 0-of-2 passing, had two catches for 15 yards, and rushed 13 times for a team-high 59 yards and a TD. Hill also recorded one coverage tackle. Now holds the club record for most rushing yards by a non-running back (2,073), surpassing QB Archie Manning, and his rushing touchdown moved him into a tie with RB Tony Galbreath (27) for sixth-most in franchise history.

ADDITIONAL STATS: Special Teams Tackles – (2017, 4), (2018, 6), (2019, 2), (2021, 1); (2023, 2); Total: 15; Blocked Punts – (2018, 1); Total: 1.

CAREER HIGHS: Passing Attempts – 41, vs. Dallas (12/2/21); Completions – 28, at Philadelphia (12/13/20); Passing Yards – 291, at Philadelphia (12/13/20); Long Completion – 70, vs. Dallas (12/2/21); Passing TDs – 2 (3x), last vs. Dallas (12/2/21); Interceptions – 4, vs. Dallas (12/2/21); Receptions – 7, at Houston (10/15/23); Receiving Yards – 63, vs. Arizona (10/27/19); Long Reception – 45, at Carolina (12/29/19); Receiving TDs – 1 (11x), last vs. Chicago (11/5/23); Rushes – 14, at Atlanta (12/6/20); Rushing Yards – 112, vs. Seattle (10/9/22); Long Rush – 60, vs. Seattle (10/9/22); Rushing TDs – 3, vs. Seattle (10/9/22); Kickoff Returns – 3 (2x), vs. Seattle (10/9/22) and at Atlanta (9/23/18); Kickoff Return Yards – 69, vs. Seattle (10/9/22); Long Kickoff Return – 47, vs. Cleveland (10/6/18); Special Teams Tackles – 2 (2x), last at Baltimore (10/21/18); Special Teams Fumble Recoveries – 1, vs. Seattle (10/9/22); Total: 1; Blocked Punts – 1, at Tampa Bay (12/9/18).

7 QB Taysom Hill																					
				Rushing					Receiving					Passing							
Date	Opp.	GP	ST	Att	Yds	Avg.	Lg	TD	Rec	Yds	Avg.	Lg	TD	Comp	Att	Pct.	Yards	TD	INT	Lg	Rating
9/10	TEN	X		3	4	1.3	4	0	0	0	0.0	0	0	0	0	0%	0	0	0	0	0
9/18	@CAR	X	X	9	75	8.3	19	0	1	-1	-1.0	-1	0	1	1	100%	8	0	0	8	100
9/24	@GB	X		4	12	3.0	6	0	1	9	9.0	9	0	0	0	0%	0	0	0	0	0
10/1	TB	X	X	4	10	2.5	4	0	1	7	7.0	7	0	1	1	100%	13	0	0	13	118.8
10/8	@NE	X		3	19	6.3	12	0	1	1	1.0	1	0	0	0	0%	0	0	0	0	0
10/15	@HOU	X	X	1	2	2.0	2	0	7	49	7.0	11	0	1	1	100%	4	0	0	4	83.3
10/19	JAX	X	X	5	18	3.6	6	1	4	50	12.5	19	1	0	0	0%	0	0	0	0	0
10/29	@IND	X	X	9	63	7.0	20	2	1	14	14.0	14	0	1	2	50%	44	0	0	44	95.8
11/5	CHI	X		11	52	4.7	14	0	4	13	3.3	6	1	1	1	100%	3	1	0	3t	118.8
11/12	@MIN	X	X	1	6	6.0	6	0	2	17	8.5	11	0	0	0	0%	0	0	0	0	0
11/26	@ATL	X		7	26	3.7	10	0	2	55	27.5	36	0	0	0	0%	0	0	0	0	0
12/3	DET	X		13	59	4.5	21	1	2	15	7.5	18	0	0	2	0%	0	0	0	0	39.6
2023 Season		12	6	70	346	4.9	21	4	26	229	8.8	36	2	5	8	63%	72	1	0	44	131.3
Career Totals		93	40	387	2,104	5.4	60t	27	69	694	10.1	45t	11	190	295	64.4%	2,337	11	8	70t	89.9

84 J.P. Holtz

Pos.: TE Ht.: 6-3 Wt.: 255 Exp.: 5 College: Pittsburgh



Regular Season Career GP/GS: (51/10); 2023: (1/0)

2023 REVIEW: at Houston (10/15): Signed to the practice squad, (10/11). Gameday elevation from the practice squad. Rotated in at FB. Released from the practice squad, (10/23).

2023 MINI BIOS & STATS

84 TE J.P. Holtz

				Receiving				
Date	Opp.	GP	ST	Rec	Yds	Avg.	Lg	TD
10/15	@HOU	X		0	0	0.0	0	0
2023 Season		1	0	0	0	0.0	0	0
Saints Career		7	2	0	0	0.0	0	0
Career Totals		51	10	7	91	13.0	30	0

31 Jordan Howden

Pos.: DB Ht.: 6-0 Wt.: 209 Exp.: R College: Minnesota



Regular Season Career GP/GS: (12/4); 2023: (12/4)

2023 REVIEW: vs. Tennessee (9/10): Rotated in at S and played on special teams. at Carolina (9/18): Rotated in at S and played on special teams. at Green Bay (9/24): Made his first career start at SS. Recorded four tackles (one solo). vs. Tampa Bay (10/1): Inactive (finger). at New England (10/8): Started at SS and played on special teams, finishing with one solo tackle and two pass breakups, including one to set up an interception. Helped lead the Saints to a 34-0 shutout win at New England, surrendering only 111 net passing yards. at Houston (10/15): Rotated in at S and played on special teams. Finished with two tackles (one solo). vs. Jacksonville (10/19): Rotated in at S and played on special teams, finishing with one tackle. at Indianapolis (10/29): Started at SS and appeared on special teams. Finished with a season-high eight tackles (four solo) and a pass breakup. vs. Chicago (11/5): Rotated in at S and played on special teams. at Minnesota (11/12): Played on special teams. at Atlanta (11/26): Rotated in at S and played on special teams, finishing with one assisted tackle. vs. Detroit (12/3): Started at SS and played on special teams, finishing with four tackles (three solo) with a QB hit.

CAREER HIGHS: Tackles – 8, at Indianapolis (10/29/23); Solo Tackles – 4, at Indianapolis (10/29/23); Passes Defensed – 2, at New England, (10/29/23).

31 DB Jordan Howden

Date	Opp.	GP	ST	Solo	Ast	Total	Sack/Yds	INT/Yds	PD	FF	FR
9/10	TEN	X		0	0	0	0.0	0.0	0	0	0
9/18	@CAR	X		0	0	0	0.0	0.0	0	0	0
9/24	@GB	X	X	1	3	4	0.0	0.0	0	0	0
10/1	TB			Inactive							
10/8	@NE	X	X	1	0	1	0.0	0.0	0	0	0
10/15	@HOU	X		1	1	2	0.0	0.0	0	0	0
10/19	JAX	X		0	1	1	0.0	0.0	0	0	0
10/29	@IND	X	X	4	4	8	0.0	0.0	0	0	0
11/5	CHI	X		0	0	0	0.0	0.0	0	0	0
11/12	@MIN	X		0	0	0	0.0	0.0	0	0	0
11/26	@ATL	X		0	1	1	0.0	0.0	0	0	0
12/3	DET	X	X	3	1	4	0.0	0.0	0	0	0
2023 Season		12	4	10	11	21	0.0	0.0	0	0	0
Career Totals		12	4	10	11	21	0.0	0.0	0	0	0

2023 MINI BIOS & STATS

74 James Hurst

Pos.: OL Ht.: 6-5 Wt.: 310 Exp.: 10 College: North Carolina



Regular Season Career GP/GS: (145/90); 2023: (10/10)

2023 REVIEW: vs. Tennessee (9/10): Started at LG. at Carolina (9/18): Started at LG, blocking for a rushing attack that gained 134 yards and two touchdowns. at Green Bay (9/24): Started at LG. Moved to RG for the remainder of the contest during the second quarter after Cesar Ruiz left (concussion). vs. Tampa Bay (10/1): Started at RG. at New England (10/8): Started at LG. at Houston (10/15): Started at LT. Left the game with an ankle injury in the second quarter. vs. Jacksonville (10/19): Inactive (ankle). at Indianapolis (10/29): Inactive (ankle). vs. Chicago (11/5): Returned to action and started at LG. at Minnesota (11/12): Started at LG. at Atlanta (11/26): Started at LG. vs. Detroit (12/3): Started at LG.

52 D'Marco Jackson

Pos.: LB Ht.: 6-1 Wt.: 233 Exp.: 2 College: Appalachian State



Regular Season Career GP/GS: (12/0); 2023: (12/0)

2023 REVIEW: vs. Tennessee (9/10): Saw action on special teams in his NFL debut, recording two special teams tackles. at Carolina (9/18): Saw action on special teams. Recovered the onside kick at the end of the game to help New Orleans seal the victory and start 2-0 for the first time since 2013. at Green Bay (9/24): Saw action on special teams. vs. Tampa Bay (10/1): Saw action on special teams and recorded one tackle. at New England (10/8): Saw action on special teams and recorded two tackles. at Houston (10/15): Saw action on special teams. vs. Jacksonville (10/19): Saw action on special teams. at Indianapolis (10/29): Saw action on special teams. vs. Chicago (11/5): Played on special teams. at Minnesota (11/12): Played on special teams. Recorded one tackle. at Atlanta (11/26): Played on special teams. vs. Detroit (12/3): Played on special teams.

ADDITIONAL STATS: Special Teams Tackles – (2023, 6); Total: 6.

52 LB D'Marco Jackson												
Date	Opp.	GP	ST	Solo	Ast	Total	Sack/Yds	INT/Yds	PD	FF	FR	
9/10	TEN	X		0	0	0	0.0	0.0	0	0	0	0
9/18	@CAR	X		0	0	0	0.0	0.0	0	0	0	0
9/24	@GB	X		0	0	0	0.0	0.0	0	0	0	0
10/1	TB	X		0	0	0	0.0	0.0	0	0	0	0
10/8	@NE	X		0	0	0	0.0	0.0	0	0	0	0
10/15	@HOU	X		0	0	0	0.0	0.0	0	0	0	0
10/19	JAX	X		0	0	0	0.0	0.0	0	0	0	0
10/29	@IND	X		0	0	0	0.0	0.0	0	0	0	0
11/5	CHI	X		0	0	0	0.0	0.0	0	0	0	0
11/12	@MIN	X		0	0	0	0.0	0.0	0	0	0	0
11/26	@ATL	X		0	0	0	0.0	0.0	0	0	0	0
12/3	DET	X		0	0	0	0.0	0.0	0	0	0	0
2023 Season		12	0	0	0	0	0.0	0.0	0	0	0	0
Career Totals		12	0	0	0	0	0.0	0.0	0	0	0	0

2023 MINI BIOS & STATS

83 Juwan Johnson

Pos.: TE Ht.: 6-4 Wt.: 233 Exp.: 4 College: Oregon



Regular Season Career GP/GS: (45/26); 2023: (8/8)

2023 REVIEW: vs. Tennessee (9/10): Started in opener, catching three passes for 36 yards. at Carolina (9/18): Started and caught two passes for 13 yards. at Green Bay (9/24): Started and caught two passes for 12 yards. vs. Tampa Bay (10/1): Dressed but did not play due to a calf injury. at New England (10/8): Inactive (calf). at Houston (10/15): Inactive (calf). vs. Jacksonville (10/19): Inactive (calf). at Indianapolis (10/29): Started in his first game back from injury. Finished with one catch for five yards. vs. Chicago (11/5): Started, finishing with five receptions for 29 yards and a touchdown, his first of the 2023 season. Five receptions tied a single-game career best. at Minnesota (11/12): Started, finished with one three-yard catch. at Atlanta (11/26): Made his 25th career start, finishing with four receptions for a season-high 45 yards. vs. Detroit (12/3): Started on offense and saw action on special teams.

ADDITIONAL STATS: Special Teams Tackles – (2022, 1); Total: 1.

CAREER HIGHS: Receptions – 5 (4x), last vs. Chicago (11/5/23); Receiving Yards – 67, vs. Atlanta (12/18/22); Long Reception – 41, vs. Baltimore (11/7/22); TD Receptions – 2 (3x), last vs. Atlanta (12/18/22). Special Teams Tackles – 1, at Carolina (9/25/22).

83 TE Juwan Johnson								
				Receiving				
Date	Opp.	GP	ST	Rec	Yds	Avg.	Lg	TD
9/10	TEN	X	X	3	36	12.0	27	0
9/18	@CAR	X	X	2	13	6.5	8	0
9/24	@GB	X	X	2	12	6.0	7	0
10/1	TB	Dressed but did not play						
10/8	@NE	Inactive						
10/15	@HOU	Inactive						
10/19	JAX	Inactive						
10/29	@IND	X	X	1	5	5.0	5	0
11/5	CHI	X	X	5	29	5.8	14	1
11/12	@MIN	X	X	1	3	3.0	3	0
11/26	@ATL	X	X	4	45	11.3	23	0
12/3	DET	X	X	0	0	0.0	0	0
2023 Season		8	8	18	143	7.9	27	1
Career Totals		45	26	77	849	11.0	42	12

28 Lonnie Johnson Jr.

Pos.: CB Ht.: 6-2 Wt.: 213 Exp.: 5 College: Kentucky



Regular Season Career GP/GS: (66/19); 2023: (10/0)

2023 REVIEW: vs. Tennessee (9/10): Saw action on special teams in his Saints debut, recording one tackle. at Carolina (9/18): Saw action on special teams, recording one tackle. at Green Bay (9/24): Saw action on special teams and rotated in at safety. Recorded one assisted tackle, one pass defense, and an interception, the first of his Saints tenure. vs. Tampa Bay (10/1): Rotated in at safety and also saw action on special teams, recording one

2023 MINI BIOS & STATS

pass defense. Left with a hamstring injury in the second quarter. at New England (10/8): Inactive (hamstring). at Houston (10/15): Inactive (hamstring). vs. Jacksonville (10/19): Saw action on special teams, finishing with a fumble recovery. at Indianapolis (10/29): Rotated in at FS and saw action on special teams. vs. Chicago (11/5): Saw action at S and on special teams. at Minnesota (11/12): Saw action at S and on special teams. Finished with one solo tackle. at Atlanta (11/26): Saw action at S and on special teams. Finished with one special teams tackle. vs. Detroit (12/3): Played in the secondary and on special teams.

ADDITIONAL STATS: Special Teams Tackles – (2019, 3); (2020, 6), (2021, 4), (2022, 2); (2023, 3); Total: 18; Special Teams Fumble Recoveries – (2023, 1); Total: 1.

CAREER HIGHS: Tackles – 11, vs. Cincinnati (12/27/20); Solo Tackles – 7 (2x), at Indianapolis (10/20/19) and at Indianapolis (12/20/20); Interceptions – 1 (4x), last at Green Bay (9/24/23); Long Interception Return – 32, at Buffalo (10/3/21); Passes Defensed – 2, at Kansas City (10/13/19); Special Teams Tackles – 2 (2x), last at Chicago (12/13/20); Special Teams Fumble Recoveries – 1, vs. Jacksonville (10/19/23).

28 CB Lonnie Johnson Jr.												
Date	Opp.	GP	ST	Solo	Ast	Total	Sack/Yds	INT/Yds	PD	FF	FR	
9/10	TEN	X		0	0	0	0.0	0.0	0	0	0	0
9/18	@ CAR	X		0	0	0	0.0	0.0	0	0	0	0
9/24	@ GB	X		0	1	1	0.0	0.0	1	0	0	0
10/1	TB	X		0	0	0	0.0	0.0	0	0	0	0
10/8	@ NE											
10/15	@ HOU											
10/19	JAX	X		0	0	0	0	0	0	0	0	0
10/29	@ IND	X		0	0	0	0.0	0.0	0	0	0	0
11/5	CHI	X		0	0	0	0.0	0.0	0	0	0	0
11/12	@ MIN	X		1	0	1	0.0	0.0	0	0	0	0
11/26	@ ATL	X		0	0	0	0.0	0.0	0	0	0	0
12/3	DET	X		0	0	0	0.0	0.0	0	0	0	0
2023 Season		10	0	1	1	2	0.0	0.0	1	0	2	0
Saints Career		10	0	1	1	2	0.0	0.0	1	0	2	0
Career Totals		66	19	123	47	170	0.0	0.0	4	47	15	0

34 Tony Jones Jr.

Pos.: RB Ht.: 5-11 Wt.: 224 Exp.: 3 College: Notre Dame



Regular Season Career GP/GS: (22/6); 2023: (4/1)

2023 REVIEW: vs. Tennessee (9/10): Played at RB, rushing one time for five yards. at Carolina (9/18): Played at RB after a hamstring injury to Jamaal Williams, rushing 12 times for 34 yards with two TDs, the first two scores of his NFL career. at Green Bay (9/24): Signed off the practice squad to the active roster, (9/20). Made his first start of season, rushing eight times for 31 yards. He also had a career-best day as a pass catcher, hauling in four passes for 21 yards. vs. Tampa Bay (10/1): Rotated in at RB and saw action on special teams. Waived, (10/7).

ADDITIONAL STATS: Miscellaneous Tackles – (2023, 1); Total: 1.

CAREER HIGHS: Rushes – 16, vs. Buffalo (11/25/21); Rushing Yards – 50, vs. Green Bay (9/12/21); Long Rush – 19, at Green Bay (9/24/23); Rushing TDs – 2, at Carolina (9/18/23); Receptions – 4, at Green Bay (9/24/23); Receiving Yards – 21, at Green Bay (9/24/23); Long Reception – 19, at N.Y. Jets (12/12/21).

2023 MINI BIOS & STATS

34 RB Tony Jones Jr.													
				Rushing					Receiving				
Date	Opp.	GP	ST	Att	Yds	Avg.	Lg	TD	Rec	Yds	Avg.	Lg	TD
9/10	TEN	X		1	5	5.0	5	0	0	0	0.0	0	0
9/18	@CAR	X		12	34	2.8	6	2	0	0	0.0	0	0
9/24	@GB	X	X	8	31	3.9	19	0	4	21	5.3	10	0
10/1	TB	X		0	0	0.0	0	0	0	0	0.0	0	0
2023 Season		4	1	21	70	3.3	19	2	4	21	5.3	10	0
Saints Career		18	6	80	233	2.9	19	2	11	62	5.6	19	0
Career Totals		22	6	88	249	2.8	19	2	14	80	5.7	19	0

94 Cameron Jordan

Pos.: DE Ht.: 6-4 Wt.: 287 Exp.: 13 College: California



Regular Season Career GP/GS: (204/203); 2023: (12/12)

2023 REVIEW: vs. Tennessee (9/10): Started at LDE, recording five tackles (2 solo), a half sack, two pass defenses and a QB hurry, leading a defensive line that forced Titans QB Ryan Tannehill into a career-low 28.8 passer rating. at Carolina (9/18): Started at LDE and played in his 205th career game (regular season/postseason combined), moving him into a tie with P Thomas Morstead for second place on the team's games played list. Finished Monday night's contest with four tackles (one solo) along with a QB hurry. at Green Bay (9/24): Started at LDE. Sunday's contest marked Jordan's 206th game as a Saint (regular season/postseason combined), passing Morstead for sole possession of second place on the franchise's all-time games played list. Also made his 195th regular season appearance in Green Bay, putting him in a tie for third with Pro Football Hall of Fame LB Rickey Jackson for regular season games played by a Saint. vs. Tampa Bay (10/1): Started at LDE and registered four tackles (four solo) and a QB hit. Made his 196th regular season appearance, the most by a Saints defender and tied for second in franchise history with Pro Football Hall of Fame K Morten Andersen. at New England (10/8): Started at LDE, recording two tackles, a half sack, a QB hit, and a fumble recovery, his first of the 2023 campaign. Patriots QB Mac Jones is the 46th player Jordan has dropped. Helped lead the Saints defense to a 34-0 shutout win at New England, surrendering only 156 total net yards. at Houston (10/15): Started at LDE, recording two tackles (one solo) with one stop for loss, reaching 750 career stops. vs. Jacksonville (10/19): Started at LDE, recording two assisted tackles and a pass breakup. at Indianapolis (10/29): Started at LDE in his 200th career regular season game, becoming the second Saint in franchise history along with QB Drew Brees (228) to reach the milestone. Jordan also became only the 57th defensive lineman to appear in 200 career regular season contests. Finished with five tackles (three solo). vs. Chicago (11/5): Started at LDE, finishing with seven tackles (three solo). Jordan joined QB Drew Brees (228) as only the second Saint to start 200 career regular season games and only the 57th defensive lineman to appear in 200 contests. With his sack of Chicago QB Tyson Bagent, Jordan has now sacked 47 different quarterbacks in his career. at Minnesota (11/12): Started at LDE, recorded two solo tackles. Jordan played in his 202nd career regular season game, moving into a tie for 46th all-time among NFL defensive linemen, Rob Burnett, Tony McGee, Anthony Pleasant, and Jack Youngblood. at Atlanta (11/26): Stared at LDE, recording one tackle. Left the game with a shin injury in the fourth quarter and did not return. vs. Detroit (12/3): Started, finishing with two tackles (one solo) with a tackle for loss. Jordan's 204th NFL appearance now puts him in sole possession of 43rd all-time among NFL defensive linemen.

ADDITIONAL STATS: Blocked Field Goals – (2015, 1); Total: 1.

2023 MINI BIOS & STATS

CAREER HIGHS: Tackles – 13, vs. Washington (9/9/12); Sacks – 4, at Atlanta (11/28/19); Interceptions – 1 (2x), last vs. Detroit (10/15/17); Long Interception Return – 6, at Pittsburgh (11/30/14); Interception Return TDs – 1, vs. Detroit (10/15/17); Passes Defensed – 4, vs. N.Y. Jets (12/17/17); Forced Fumbles – 1 (15x), last at Philadelphia (1/1/23); Fumble Recoveries – 1 (11x), last at New England (10/8/23); Blocked Field Goals – 1, vs. Atlanta (1/3/16).

94 DE Cameron Jordan												
Date	Opp.	GP	ST	Solo	Ast	Total	Sack/Yds	INT/Yds	PD	FF	FR	
9/10	TEN	X	X	2	3	5	0.5	0.0	0	0	2	0
9/18	@ CAR	X	X	1	3	4	0.0	0.0	0	0	0	0
9/24	@ GB	X	X	0	0	0	0.0	0.0	0	0	0	0
10/1	TB	X	X	3	1	4	0.0	0.0	0	0	0	0
10/8	@ NE	X	X	0	2	2	0.5	4.0	0	0	0	1
10/15	@ HOU	X	X	1	1	2	0.0	0.0	0	0	0	0
10/19	JAX	X	X	0	2	2	0.0	0.0	0	0	1	0
10/29	@ IND	X	X	3	2	5	0.0	0.0	0	0	0	0
11/5	CHI	X	X	3	4	7	1.0	4.0	0	0	0	0
11/12	@ MIN	X	X	2	0	2	0.0	0.0	0	0	0	0
11/26	@ ATL	X	X	0	1	1	0.0	0.0	0	0	0	0
12/3	DET	X	X									
2023 Season		12	12	15	19	34	2.0	8.0	0	0	3	1
Career Totals		204	203	474	293	767	117.5	779.5	2	6	63	15

62 Tommy Kraemer

Pos.: G Ht.: 6-6 Wt.: 316 Exp.: 3 College: Notre Dame



Regular Season Career GP/GS: (11/3); 2023: (2/0)

2023 REVIEW: at New England (10/8): Signed off the practice squad to the active roster, (10/7). Rotated in at LG and saw action on special teams in his Saints debut. Waived, (10/10). Re-signed to the practice squad, (10/11). vs. Jacksonville (10/19): Signed off the practice squad to the active roster, (10/19). Appeared on special teams. Waived, (10/20). Re-signed to the practice squad, (10/24).

41 Alvin Kamara

Pos.: RB Ht.: 5-10 Wt.: 215 Exp.: 7 College: Tennessee



Regular Season Career GP/GS: (97/67); 2023: (9/9)

2023 REVIEW: vs. Tennessee (9/10): Placed on Reserve/Suspended by Commissioner, (9/3). vs. Tampa Bay (10/1): Activated off the Suspension list, (9/25). Started at RB in his season debut, rushing 11 times for 51 yards and caught a team-high 13 passes for 33 yards. Moved past WR Quinn Early into tenth place in club record books in receiving yardage (3,786). at New England (10/8): Started at RB, rushing 22 times for 80 yards, a TD, and also caught three passes for 17 yards. With his rushing TD, Kamara became the Saints all-time leader with 73 career touchdowns, passing RB Deuce McCallister and joined RB Mark Ingram II as the second Saint in franchise history to record 50 rushing touchdowns. at Houston (10/15): Started at RB, rushing 19 times for 68 yards and caught seven passes for 36 yards. Became franchise's all-time all-purpose yardage (9,831) leader, surpassing WR Marques Colston. vs. Jacksonville (10/19): Started at RB, rushing 17 times for 62 yards and

2023 MINI BIOS & STATS

caught twelve passes for 91 yards, as well as a two-point conversion reception in the fourth quarter. With a 153 total yards from scrimmage effort, Kamara now has 45 games with at least 100 yards from scrimmage since entering the league in 2017, good for second in the NFL. For the first time in his career, Kamara has recorded double-digit receptions in multiple contests in the same season, with 13 against Tampa Bay and 12 against Jacksonville. Additionally, Kamara's two-point conversion reception was the fifth of his career, making him the franchise leader in that category, passing RB Mark Ingram II. at Indianapolis (10/29): Started, rushing 17 times for 59 yards and a TD. Also caught four passes for 51 yards and a TD, racking up 110 all-purpose yards. After his first quarter touchdown reception, Kamara surpassed 10,000 all-purpose yards for his career, extending his club record, and became the ninth Saint in franchise history to record 4,000 career receiving yards. Kamara has also recorded eleven games with a rushing and receiving touchdown, moving into a tie with Pro Football Hall of Fame RB Jim Brown for fifth all-time in NFL history. vs. Chicago (11/5): Started, rushing nine times for 26 yards and caught four passes for 44 yards. With his four receptions, he surpassed Thurman Thomas for 23rd all-time among running backs. at Minnesota (11/12): Started, finishing with nine rushes for 42 yards and caught seven passes for 33 yards. Converted both two-point attempts to help the Saints pull within one possession in the second half. With seven career successful two-point attempts, tied for first in NFL records with Pro Football Hall of Fame RB Marshall Faulk. at Atlanta (11/26): Started, finishing with 15 carries for 69 yards and four receptions for 50 yards. vs. Detroit (12/3): Started, finishing with 14 carries for 51 yards and 2 TDS, along with a team-high six receptions for 58 yards. Kamara's two rushing touchdowns set a new club career record (53), surpassing Ingram. Surpassed Colston to become team's leader in yards from scrimmage (9,807).

ADDITIONAL STATS: Kickoff Returns for Touchdowns – (2017, 1); Total: 1; Two-Point Conversions – (2017, 1), (2018, 3), (2023, 3); Total: 7.

CAREER HIGHS: Receptions – 15, at Atlanta (9/23/18); Receiving Yards – 139, vs. Green Bay (9/27/20); Long Reception – 54, vs. Seattle (10/9/22); Receiving TDs – 2 (2x), vs. Green Bay (9/27/20) and vs. Las Vegas (10/30/22); Rushes – 30, at Atlanta (1/9/22); Rushing Yards – 155, vs. Minnesota (12/25/20); Long Rush – 74, at L.A. Rams (11/26/17); Rushing TDs – 6-Tied NFL Record, vs. Minnesota (12/25/20); Total TDs – 6 - Tied NFL Record, vs. Minnesota (12/25/20); Total Yards From Scrimmage – 197, vs. Green Bay (9/27/20); Punt Returns – 3 (4x), last at Washington (10/10/21); Punt Return Yards – 32, at Tampa Bay (11/17/19); Long Punt Return – 27, at Tampa Bay (11/17/19); Kickoff Returns – 4, at Tampa Bay (12/31/17); Kickoff Return Yards – 155, at Tampa Bay (12/31/17); Long Kickoff Return – 106t, at Tampa Bay (12/31/17); Total TDs – 6-Tied NFL Record, vs. Minnesota (12/25/20).

41 RB Alvin Kamara													
				Rushing					Receiving				
Date	Opp.	GP	ST	Att	Yds	Avg.	Lg	TD	Rec	Yds	Avg.	Lg	TD
9/10	TEN												
9/18	@CAR												
9/24	@GB												
10/1	TB	X	X	11	51	4.6	13	0	13	33	2.5	12	0
10/8	@NE	X	X	22	80	3.6	10	1	3	17	5.7	12	0
10/15	@HOU	X	X	19	68	3.6	13	0	7	36	5.1	15	0
10/19	JAX	X	X	17	62	3.6	17	0	12	91	7.6	21	0
10/29	@IND	X	X	17	59	3.5	16t	1	4	51	12.8	25	1
11/5	CHI	X	X	9	26	2.9	13	0	4	44	11.0	17	0
11/12	@MIN	X	X	9	42	4.7	9	0	7	33	4.7	13	0
11/26	@ATL	X	X	15	69	4.6	16	0	4	50	12.5	20	0
12/3	DET	X	X	14	51	3.6	16	2	6	58	9.7	13	0
2023 Season		10	10	133	508	3.8	17	4	60	413	6.9	25	1
Career Totals		98	68	1,268	5,643	4.5	74	53	490	4,166	8.5	54	23

2023 MINI BIOS & STATS

18 Keith Kirkwood

Pos.: WR Ht.: 6-3 Wt.: 210 Exp.: 4 College: Temple



Regular Season Career GP/GS: (27/4); 2023: (9/2)

2023 REVIEW: vs. Tennessee (9/10): Played at WR. at Carolina (9/18): Played at WR. at Green Bay (9/24): Started and played on special teams. vs. Tampa Bay (10/1): Started and played on special teams. at New England (10/8): Played at WR and on special teams. Caught a pass for one yard. at Houston (10/15): Played at WR and on special teams. vs. Jacksonville (10/19): Played at WR and on special teams. at Indianapolis (10/29): Inactive. vs. Chicago (11/5): Inactive. Waived, (11/11). Re-signed to active roster (11/14). at Atlanta (11/26): Rotated in on offense and appeared on special teams, finishing with two catches for 20 yards and one special teams tackle. vs. Detroit (12/3): Rotated in on offense and appeared on special teams. vs. Detroit (12/3): Rotated in on offense and had one special teams snap.

ADDITIONAL STATS: Special Teams Tackles – (2018, 1), (2023, 1); Total: 2.

CAREER HIGHS: Receptions – 3 (2x), last at N.Y. Giants (10/24/21); Receiving Yards – 45, at Cincinnati (11/18/18); Long Reception – 42, at Cincinnati (11/11/18); Receiving TDs – 1 (2x), last at Dallas (11/29/18); Special Teams Tackles – 1, at Cincinnati (11/18/18).

18 WR Keith Kirkwood								
				Receiving				
Date	Opp.	GP	ST	Rec	Yds	Avg.	Lg	TD
9/10	TEN	X		0	0	0.0	0	0
9/18	@CAR	X		0	0	0.0	0	0
9/24	@GB	X	X	0	0	0.0	0	0
10/1	TB	X	X	0	0	0.0	0	0
10/8	@NE	X		1	1	1.0	1	0
10/15	@HOU	X		0	0	0.0	0	0
10/19	JAX	X		0	0	0.0	0	0
10/29	@IND	Inactive						
11/5	CHI	Inactive						
11/26	@ATL	X		2	20	10.0	13	0
12/3	DET	X		0	0	0.0	0	0
2023 Season		9	2	3	21	7.0	13	0
Saints Career		24	4	19	261	13.7	42	2
Career Totals		27	4	22	278	12.6	42	2

92 Tanoh Kpassagnon

Pos.: DE Ht.: 6-7 Wt.: 289 Exp.: 7 College: Villanova



Regular Season Career GP/GS: (96/34); 2023: (12/0)

2023 REVIEW: vs. Tennessee (9/10): Rotated in along the defensive line and saw action on special teams. Finished with one solo tackle and two QB hurries. at Carolina (9/18): Rotated in along the defensive line and saw action on special teams. Finished Monday night contest with one tackle. at Green Bay (9/24): Rotated along the defensive line and saw action on special teams. vs. Tampa Bay (10/1): Rotated along the defensive line and saw

2023 MINI BIOS & STATS

action on special teams. at New England (10/8): Rotated along the defensive line and on special teams, recording two tackles (one solo), a half-sack, and a QB hit. at Houston (10/15): Rotated along the defensive line and saw time on special teams. vs. Jacksonville (10/19): Rotated along the defensive line and appeared on special teams. at Indianapolis (10/29): Rotated along the defensive line and saw action on special teams. Recorded one tackle and a pass breakup, his first of the 2023 season. vs. Chicago (11/5): Rotated along the defensive line and saw action on special teams, finishing with one tackle. at Minnesota (11/12): Rotated along the defensive line and on special teams, finishing with one solo tackle, one QB hit, and one pass breakup. at Atlanta (11/26): Rotated along the defensive line and on special teams. vs. Detroit (12/3): Rotated along the defensive line and on special teams, recording two tackles (one solo) with a stop for loss.

ADDITIONAL STATS: Special Teams Tackles – (2017, 1); Total: 1; Blocked Field Goals – (2019, 1); Total: 1.

CAREER HIGHS: Tackles – 7, at Denver (12/31/17); Solo Tackles – 5, vs. Baltimore (11/7/22); Sacks – 2 (2x), at Denver (12/31/17) and vs. Green Bay (10/27/19); Passes Defensed – 1 (9x), last at Minnesota (11/12/23); Forced Fumbles – 1, at Oakland (11/29/18); Fumble Recoveries – 1, at Tennessee (11/10/19); Special Teams Tackles – 1, at N.Y. Jets (12/3/17).

92 DE Tanoh Kpassagnon													
Date	Opp.	GP	ST	Solo	Ast	Total	Sack/Yds	INT/Yds	PD	FF	FR		
9/10	TEN	X		1	0	1	0.0	0.0	0	0	0	0	0
9/18	@CAR	X		0	1	1	0.0	0.0	0	0	0	0	0
9/24	@GB	X		0	0	0	0.0	0.0	0	0	0	0	0
10/1	TB	X		0	0	0	0.0	0.0	0	0	0	0	0
10/8	@NE	X		1	1	2	0.5	4.0	0	0	0	0	0
10/15	@HOU	X		0	0	0	0.0	0.0	0	0	0	0	0
10/19	JAX	X		0	0	0	0.0	0.0	0	0	0	0	0
10/29	@IND	X		0	1	1	0.0	0.0	0	0	1	0	0
11/5	CHI	X		0	1	1	0.0	0.0	0	0	0	0	0
11/12	@MIN	X		1	0	1	0.0	0.0	0	0	1	0	0
11/26	@ATL	X		0	0	0	0.0	0.0	0	0	0	0	0
12/3	DET	X		1	1	2	0.0	0.0	0	0	0	0	0
2023 Season		12	0	4	5	9	0.5	4.0	0	0	2	0	0
Saints Career		35	10	33	22	55	6.5	55.0	0	0	4	1	0
Career Totals		96	34	84	45	129	13.5	122.0	0	0	9	2	1

23 Marshon Lattimore

Pos.: CB Ht.: 6-0 Wt.: 192 Exp.: 7 College: Ohio State



Regular Season Career GP/GS: (90/90); 2023: (10/10)

2023 REVIEW: vs. Tennessee (9/10): Started, recording two solo tackles, four passes defensed, and an interception, the 15th of his career to move into a tie for eighth in club record books. at Carolina (9/18): Started, recording five tackles (three solo) along with a pass breakup. at Green Bay (9/24): Started, recording seven tackles (four solo) and one pass defense. vs. Tampa Bay (10/1): Started, finishing with five solo tackles. at New England (10/8): Started, finishing with five tackles (four solo). Helped lead defense to a 34-0 shutout win, where they gave up only 111 net passing yards. at Houston (10/15): Started, recording a team-high six solo tackles with a stop for loss. vs. Jacksonville (10/19): Started, finished with two tackles (one solo) and a pass defense. at Indianapolis (10/29): Started, finishing with a season-best nine solo tackles, one stop for loss, and a pass

2023 MINI BIOS & STATS

breakup. vs. Chicago (11/5): Started, finishing with three tackles (two solo), surpassing 300 career solo stops. at Minnesota (11/12): Started, finished with four tackles (three solo). Left in the fourth quarter with a right ankle injury and did not return. Placed on Injured Reserve, (11/25).

CAREER HIGHS: Tackles – 12, at Seattle (9/22/19); Solo Tackles – 10, at Seattle (9/22/19); Interceptions – 1 (15x), last vs. Tennessee (9/10/23); Long Interception Return – 33, at Atlanta (12/7/17); Passes Defensed – 6, at Washington (10/10/21); Forced Fumbles – 1 (5x), last at Tampa Bay (11/29/18); Fumble Recoveries – 1 (5x), last at Tampa Bay (12/19/21).

23 CB Marshon Lattimore													
Date	Opp.	GP	ST	Solo	Ast	Total	Sack/Yds	INT/Yds	PD	FF	FR		
9/10	TEN	X	X	2	0	2	0.0	0.0	1	0	4	0	0
9/18	@CAR	X	X	3	2	5	0.0	0.0	0	0	1	0	0
9/24	@GB	X	X	4	3	7	0.0	0.0	0	0	1	0	0
10/1	TB	X	X	5	0	5	0.0	0.0	0	0	0	0	0
10/8	@NE	X	X	4	1	5	0.0	0.0	0	0	0	0	0
10/15	@HOU	X	X	6	0	6	0.0	0.0	0	0	0	0	0
10/19	JAX	X	X	1	1	2	0.0	0.0	0	0	1	0	0
10/29	@IND	X	X	9	0	9	0.0	0.0	0	0	1	0	0
11/5	CHI	X	X	2	1	3	0.0	0.0	0	0	0	0	0
11/12	@MIN	X	X	3	1	4	0.0	0.0	0	0	0	0	0
11/26	@ATL	Reserve/Injured											
12/3	DET	Reserve/Injured											
2023 Season		10	10	39	9	48	0.0	0.0	1	0	8	0	0
Career Totals		90	90	304	71	375	0.0	0.0	15	145	86	5	5

54 Cory Littleton

Pos.: LB Ht.: 6-3 Wt.: 225 Exp.: 8 College: Washington



Regular Season Career GP/GS: (117/71); 2023: (7/0)

2023 REVIEW: Signed to practice squad, (11/2). vs. Chicago (11/5): Gameday practice squad elevation. Saw action on special teams. Signed off the practice squad by Houston, (11/8).

54 LB Cory Littleton													
Date	Opp.	GP	ST	Solo	Ast	Total	Sack/Yds	INT/Yds	PD	FF	FR		
11/5	CHI	X		0	0	0	0.0	0.0	0	0	0	0	0
2023 Season		7	0	0	1	0	0.0	0.0	0	0	0	0	0
Saints Career		1	0	0	1	1	0.0	0.0	0	0	0	0	0
Career Totals		117	71	320	199	519	9.5	76.5	6	82	32	3	5

16 Jake Luton

Pos.: QB Ht.: 6-6 Wt.: 224 Exp.: 1 College: Oregon State



Regular Season Career GP/GS: (3/3); 2023: (0/0)

2023 REVIEW: vs. Tampa Bay (10/1): Signed off Carolina practice squad to active roster, (9/26). Inactive. at New England (10/8): Inactive. at Houston (10/15): Inactive. Waived, (10/16).

2023 MINI BIOS & STATS

16 QB Jake Luton

				Passing								Rushing				
Date	Opp.	GP	ST	Comp	Att	Pct.	Yards	TD	INT	Lg	Rating	Att	Yds	Avg.	Lg	TD
10/1	TB															
10/8	@NE															
10/15	@HOU															
2023 Season		0	0	0	0	#DIV/0!	0	0	0	0	0.0	0	0	#DIV/0!	0	0
Saints Career		0	0	0	0	#DIV/0!	0	0	0	73t	0.0	0	0	#DIV/0!	0	0
Career Totals		3	3	60	110	54.5%	624	2	6	73t	54.5	1	13	13.0	13	0

32 Tyrann Mathieu

Pos.: S Ht.: 5-9 Wt.: 190 Exp.: 11 College: Louisiana State



Regular Season Career GP/GS: (158/149); 2023: (12/12)

2023 REVIEW: vs. Tennessee (9/10): Started at FS in the season opener and recorded five tackles (3 solo) to surpass 700 career stops. at Carolina (9/18): Started at FS and recorded five tackles (three solo) to help lead the Saints defense to hold Carolina to 17 points, marking the tenth consecutive game in which the defense held an opponent to less than 20 points, a franchise record. at Green Bay (9/24): Started at FS, recording four tackles (two solo) and one pass defense. vs. Tampa Bay (10/1): Started at FS in his 150th regular season appearance, finishing with five tackles (three solo). at New England (10/8): Started at FS, recording one tackle, defending one pass and had an interception returned 27 yards for a TD. Mathieu's pick-six was his first TD as a Saint and marked the second consecutive contest against the Patriots that the Saints have recorded an interception returned for a touchdown after Malcolm Jenkins did so in the last contest against the Patriots on Sept. 26, 2021. The last time the Saints defense accomplished this feat against was Tampa Bay, when Marcus Williams had a 55-yard int return on Nov. 17, 2019 and Janoris Jenkins had a 36-yard return on Sept. 13, 2020. Helped lead the Saints defense to a 34-0 shutout win, while surrendering only 111 net passing yards. at Houston (10/15): Started at FS and recorded three tackles (two solo) with a pass defense. vs. Jacksonville (10/19): Started at FS and finished with three solo tackles, reaching 600 career solo stops. at Indianapolis (10/29): Started at FS, finishing with four tackles (one solo). vs. Chicago (11/5): Started at FS, recording six tackles (five solo) and a pass breakup. at Minnesota (11/12): Started at FS, finishing with a season-high eight tackles (seven solo). at Atlanta (11/26): Started at FS, recording four tackles (three solo), one QB hit, two pass breakups, and two interceptions. Mathieu's two interceptions off QB Desmond Ridder marked the fourth time in his career that he has recorded multiple picks in a game, his last being in 2021 as a member of the Kansas City Chiefs, with this being his first as a Saint. vs. Detroit (12/3): Started at FS, recording one tackle.

ADDITIONAL STATS: Special Teams Tackles – (2013, 1), (2017, 4); Total: 5.

CAREER HIGHS: Tackles – 13, at San Francisco (11/25/15); Solo Tackles – 11 (2x), at San Francisco (11/25/15) and vs. San Francisco (10/1/17); Tackles for Loss – 3, vs. Baltimore (10/26/15); Sacks – 1 (11x), last vs. Atlanta (12/18/22); Interceptions – 2 (4x), last at Atlanta (11/26/23); Interceptions Returned for Touchdowns – 1 (4x), last at New England (10/8/23); Passes Defensed – 3 (5x), last at Baltimore (9/19/21); Forced Fumbles – 1 (5x), last vs. Carolina (1/8/23); Fumble Recoveries – 1 (7x), last at Atlanta (9/11/22); Special Teams Tackles – 1 (5x), last at Seattle (12/31/17).

2023 MINI BIOS & STATS

32 S Tyrann Mathieu													
Date	Opp.	GP	ST	Solo	Ast	Total	Sack/Yds	INT/Yds	PD	FF	FR		
9/10	TEN	X	X	3	2	5	0.0	0.0	0	0	0	0	0
9/18	@CAR	X	X	3	2	5	0.0	0.0	0	0	0	0	0
9/24	@GB	X	X	2	2	4	0.0	0.0	0	0	1	0	0
10/1	TB	X	X	3	2	5	0.0	0.0	0	0	0	0	0
10/8	@NE	X	X	0	1	1	0.0	0.0	1	27	1	0	0
10/15	@HOU	X	X	2	1	3	0.0	0.0	0	0	1	0	0
10/19	JAX	X	X	3	0	3	0.0	0.0	0	0	0	0	0
10/29	@IND	X	X	1	3	4	0.0	0.0	0	0	0	0	0
11/5	CHI	X	X	5	1	6	0.0	0.0	0	0	1	0	0
11/12	@MIN	X	X	7	1	8	0.0	0.0	0	0	0	0	0
11/26	@ATL	X	X	3	1	4	0.0	0.0	2	18	2	0	0
12/3	DET	X	X	0	1	1	0.0	0.0	0	0	0	0	0
2023 Season		12	12	32	17	49	0.0	0.0	3	45	6	0	0
Saints Career		29	29	96	44	140	1.0	0.0	6	89	14	1	1
Career Totals		158	149	616	130	746	11.0	78.0	32	424	96	5	7

6 Marcus Maye

Pos.: S Ht.: 6-0 Wt.: 207 Exp.: 7 College: Florida



Regular Season Career GP/GS: (77/77); 2023: (7/7)

2023 REVIEW: vs. Tennessee (9/10): Started at SS, recording six tackles (five solo), one pass defense, and a crucial interception to stop the Titans offensive momentum. at Carolina (9/18): Started at SS and tied a team-high with seven tackles (team-high six solo) and a sack, helping lead Saints defense to hold Carolina to 17 points, marking the tenth consecutive game in which the defense held an opponent to less than 20 points, a franchise record. at Green Bay (9/24): Placed on Reserve/Suspended by Commissioner, (9/20). at Houston (10/15): Activated, (10/9). Started at SS and recorded four tackles (two solo). vs. Jacksonville (10/19): Started at SS, finishing with three tackles. at Indianapolis (10/29): Dressed but did not play (illness). vs. Chicago (11/5): Started at SS, finishing with three solo tackles, a pass breakup, and an interception. Maye helped lead the Saints defense to force five turnovers for the first time since the 2020 regular season finale against Carolina, where the Black and Gold had a five-interception performance. at Minnesota (11/12): Started at SS, recording six solo tackles with one tackle for loss. at Atlanta (11/26): Started at SS, recording eight tackles (five solo) with two tackles for loss. vs. Detroit (12/3): Inactive (shoulder).

CAREER HIGHS: Tackles – 12, at New England (10/24/21); Solo Tackles – 8 (3x), last at Tampa Bay (12/5/22); Sacks – 2, at Buffalo (9/13/20); Tackles for Loss – 2 (3x), last at Atlanta (11/26/23); Interceptions – 1 (8x), last vs. Chicago (11/5/23); Passes Defensed – 2 (5x), last vs. Atlanta (12/18/22); Forced Fumbles – 1 (5x), last at Atlanta (9/11/22); Fumble Recoveries – 1, vs. Las Vegas (12/6/20).

2023 MINI BIOS & STATS

6 S Marcus Maye													
Date	Opp.	GP	ST	Solo	Ast	Total	Sack/Yds	INT/Yds	PD	FF	FR		
9/10	TEN	X	X	5	1	6	0.0	0.0	1	5	1	0	0
9/18	@CAR	X	X	6	1	7	1.0	0.0	0	0	0	0	0
9/24	@GB	Reserve/Suspended by Commissioner											
10/1	TB	Reserve/Suspended by Commissioner											
10/8	@NE	Reserve/Suspended by Commissioner											
10/15	@HOU	X	X	2	2	4	0.0	0.0	0	0	0	0	0
10/19	JAX	X	X	0	3	3	0.0	0.0	0	0	0	0	0
10/29	@IND	Dressed but did not play											
11/5	CHI	X	X	3	0	3	0.0	0.0	1	0	1	0	0
11/12	@MIN	X	X	6	0	6	0.0	0.0	0	0	0	0	0
11/26	@ATL	X	X	5	3	8	0.0	0.0	0	0	0	0	0
12/3	DET	Inactive											
2023 Season		7	7	27	10	37	1.0	0.0	2	5	2	0	0
Saints Career		17	17	69	28	97	1.0	0.0	2	5	4	1	0
Career Totals		77	77	290	115	405	4.5	19.0	8	153	28	5	1

78 Erik McCoy

Pos.: C/G Ht.: 6-4 Wt.: 315 Exp.: 5 College: Texas A&M



Regular Season Career GP/GS: (68/68); 2023: (11/11)

2023 REVIEW: vs. Tennessee (9/10): Started at C. at Carolina (9/18): Started at C, blocking for a rushing attack that gained 134 yards and two touchdowns. at Green Bay (9/24): Started at C. vs. Tampa Bay (10/1): Started at C. at New England (10/8): Started at C. at Houston (10/15): Started at C. vs. Jacksonville (10/19): Started at C. at Indianapolis (10/29): Started at C, blocking for a unit that gained a season-high 511 total net yards and 161 rushing yards. vs. Chicago (11/5): Started at C. at Minnesota (11/12): Started at C. at Atlanta (11/26): Started at C. vs. Detroit (12/3): Started at C.

33 Kirk Merritt

Pos.: RB Ht.: 6-1 Wt.: 214 Exp.: 1 College: Arkansas State



Regular Season Career GP/GS: (8/0); 2023: (1/0)

2023 REVIEW: vs. Tennessee (9/10): Saw action on special teams. at Carolina (9/18): Inactive. Waived, (9/19). Re-signed to the practice squad, (9/21). Practice Squad contract terminated, (9/26).

33 RB Kirk Merritt														
				Rushing					Receiving					
Date	Opp.	GP	ST	Att	Yds	Avg.	Lg	TD	Rec	Yds	Avg.	Lg	TD	
9/10	TEN	X		0	0	0.0	0	0	0	0	0.0	0	0	
9/18	@CAR	Inactive												
2023 Season		1	0	0	0	0.0	0	0	0	0	0.0	0	0	
Saints Career		5	0	0	0	0.0	0	0	0	0	0.0	0	0	
Career Totals		8	0	0	0	0.0	0	0	1	13	13.0	13	0	

2023 MINI BIOS & STATS

25 Kendre Miller

Pos.: RB Ht.: 6-0 Wt.: 220 Exp.: R College: TCU



Regular Season Career GP/GS: (7/0); 2023: (7/0)

2023 REVIEW: vs. Tennessee (9/10): Inactive (hamstring). at Carolina (9/18): Inactive (hamstring). at Green Bay (9/24): In NFL debut led team in rushing with nine attempts for 34 yards. Caught a pass for no gain. vs. Tampa Bay (10/1): Finished with one carry for three yards and a five-yard reception. at New England (10/8): Played at RB, rushing 12 times for 37 yards and tied for team-high in receptions with four catches for 53 yards. at Houston (10/15): Rushed twice for -1 yard and caught one pass for 13 yards. vs. Jacksonville (10/19): Rotated in at RB. at Indianapolis (10/29): Played at RB, rushing three times for 10 yards and caught one pass for nine yards. vs. Chicago (11/5): Rotated in at RB, rushing one time for no gain and caught one pass for 31 yards. Left the game in the fourth quarter with an ankle injury and did not return. at Minnesota (11/12): Inactive (ankle). at Atlanta (11/26): Inactive (ankle). vs. Detroit (12/3): Inactive (ankle).

CAREER HIGHS: Rushes – 12, at New England (10/8/23); Rushing Yards – 37, at New England (10/8/23); Long Rush – 10, at Green Bay (9/24/23); Receptions – 4, at New England (10/8/23); Receiving Yards – 53, at New England (10/8/23); Long Reception – 33, at New England (10/8/23).

25 RB Kendre Miller													
				Rushing					Receiving				
Date	Opp.	GP	ST	Att	Yds	Avg.	Lg	TD	Rec	Yds	Avg.	Lg	TD
9/10	TEN			Inactive									
9/18	@CAR			Inactive									
9/24	@GB	X		9	34	3.8	10	0	1	0	0.0	0	0
10/1	TB	X		1	3	3.0	3	0	1	5	5.0	5	0
10/8	@NE	X		12	37	3.1	8	0	4	53	13.3	33	0
10/15	@HOU	X		2	-1	-0.5	3	0	1	13	13.0	13	0
10/19	JAX	X		0	0	0.0	0	0	0	0	0.0	0	0
10/29	@IND	X		3	10	3.3	7	0	1	9	9.0	9	0
11/5	CHI	X		1	0	0.0	0	0	1	31	31.0	31	0
11/12	@MIN			Inactive									
11/26	@ATL			Inactive									
12/3	DET			Inactive									
2023 Season		7	0	28	83	3.0	10	0	9	111	12.3	33	0
Career Totals		7	0	28	83	3.0	10	0	9	111	12.3	33	0

33 Jordan Mims

Pos.: RB Ht.: 6-0 Wt.: 205 Exp.: R College: Fresno State



Regular Season Career GP/GS: (1/0); 2023: (1/0)

2023 REVIEW: at Houston (10/15): Signed off the practice squad to the active roster, (10/14). Saw action on special teams and recorded one tackle. Waived, (10/19). Re-signed to the practice squad, (10/23).

ADDITIONAL STATS: Special Teams Tackles – (2023, 1); Total: 1.

2023 MINI BIOS & STATS

33 RB Jordan Mims

				Rushing					Receiving				
Date	Opp.	GP	ST	Att	Yds	Avg.	Lg	TD	Rec	Yds	Avg.	Lg	TD
10/15	@HOU	X		0	0	0.0	0	0	0	0	0.0	0	0
2023 Season		1	0	0	0	0.0	0	0	0	0	0.0	0	0
Career Totals		1	0	0	0	0.0	0	0	0	0	0.0	0	0

87 Foster Moreau

Pos.: TE Ht.: 6-4 Wt.: 250 Exp.: 5 College: Louisiana State



Regular Season Career GP/GS: (71/40); 2023: (10/6)

2023 REVIEW: vs. Tennessee (9/10): Started. at Carolina (9/18): Started and caught two passes for 20 yards, his first receptions as a member of the Black and Gold. at Green Bay (9/24): Inactive (ankle). vs. Tampa Bay (10/1): Inactive (ankle). at New England (10/8): Started, catching one pass for a six-yard TD, his first as a Saint. at Houston (10/15): Rotated in at TE, finishing with four receptions for 33 yards. vs. Jacksonville (10/19): Started, recording three catches for 33 yards. at Indianapolis (10/29): Started. vs. Chicago (11/5): Rotated in on offense, finishing with one catch for a season-long 23 yards. at Minnesota (11/12): Rotated in on offense. at Atlanta (11/26): Rotated in on offense. vs. Detroit (12/3): Started, finishing with two catches for 27 yards.

ADDITIONAL STATS: Special Teams Tackles – (2019, 3), (2020, 2), (2021, 2); Total: 7.

CAREER HIGHS: Receptions – 7, at Cleveland (12/20/21); Receiving Yards – 67, vs. Denver (12/26/21); Long Reception – 47t, vs. Indianapolis (12/13/20); Receiving TDs – 1 (13x), last at New England (10/8/23).

87 TE Foster Moreau

				Receiving				
Date	Opp.	GP	ST	Rec	Yds	Avg.	Lg	TD
9/10	TEN	X	X	0	0	0.0	0	0
9/18	@CAR	X	X	2	20	10.0	14	0
9/24	@GB			Inactive				
10/1	TB			Inactive				
10/8	@NE	X	X	1	6	6.0	6t	1
10/15	@HOU	X		4	33	8.3	17	0
10/19	JAX	X	X	3	33	11.0	18	0
10/29	@IND	X	X	0	0	0.0	0	0
11/5	CHI	X		1	23	23.0	23	0
11/12	@MIN	X		0	0	0.0	0	0
11/26	@ATL	X		0	0	0.0	0	0
12/3	DET	X	X	2	28	14.0	19	0
2023 Season		10	6	13	143	11.0	23	1
Saints Career		10	6	13	143	11.0	23	1
Career Totals		71	40	104	1,250	12.0	47t	13

12 Chris Olave

Pos.: WR Ht.: 6-0 Wt.: 187 Exp.: 2 College: Ohio State



Regular Season Career GP/GS: (27/20); 2023: (12/11)

2023 REVIEW: vs. Tennessee (9/10): Started and led team in receiving, hauling in eight passes for 112 yards. at Carolina (9/18): Started and caught six passes for a team-high 86 yards, including a third quarter 42-yard grab.

2023 MINI BIOS & STATS

at Green Bay (9/24): Led team in receiving with eight catches for 104 yards, his second game 100-yard game of 2023 and fifth career. vs. Tampa Bay (10/1): Started and finished with a four-yard catch. at New England (10/8): Started, recording two catches for 12 yards and a TD. at Houston (10/15): Started and led the team in receiving, finishing with seven catches for 96 yards. vs. Jacksonville (10/19): Started and finished with seven catches for 57 yards. at Indianapolis (10/29): Started, finishing with a team-best five receptions for 46 yards. vs. Chicago (11/5): Started and led team in receiving, finishing with six catches for 46 yards and a TD. at Minnesota (11/12): Started his 25th career game, finishing with six catches for a team-high 94 yards and a TD, his third of the season. at Atlanta (11/26): Started, led the team in receiving with seven catches for a team-leading 114 yards. Left the game in the third quarter (concussion protocol) and did not return. vs. Detroit (12/3): Started, finishing with five catches for a team-leading and season-high 119 yards.

ADDITIONAL STATS: Two-Point Conversions – (2022, 1); Total: 1; Miscellaneous Tackles – (2023, 1); Total: 1.

CAREER HIGHS: Receptions – 9, at Carolina (9/25/22); Receiving Yards – 147, at Carolina (9/25/22); Long Reception – 53, vs. Los Angeles Rams (11/20/22); Receiving TDs – 1 (7x), last at Minnesota (11/12/23).

12 WR Chris Olave								
Date	Opp.	GP	ST	Receiving				
				Rec	Yds	Avg.	Lg	TD
9/10	TEN	X	X	8	112	14.0	45	0
9/18	@CAR	X	X	6	86	14.3	42	0
9/24	@GB	X		8	104	13.0	28	0
10/1	TB	X	X	1	4	4.0	4	0
10/8	@NE	X	X	2	12	6.0	7	1
10/15	@HOU	X	X	7	96	13.7	24	0
10/19	JAX	X	X	7	57	8.1	14	0
10/29	@IND	X	X	5	46	9.2	15	0
11/5	CHI	X	X	6	46	7.7	14	1
11/12	@MIN	X	X	6	94	15.7	26	1
11/26	@ATL	X	X	7	114	16.3	51	0
12/3	DET	X	X	5	119	23.8	33	0
2023 Season		12	11	68	890	13.1	51	3
Career Totals		27	20	140	1,932	13.8	53t	7

75 Andrus Peat

Pos.: G/T Ht.: 6-7 Wt.: 316 Exp.: 9 College: Stanford



Regular Season Career GP/GS: (106/97); 2023: (11/7)

2023 REVIEW: vs. Tennessee (9/10): Saw action on special teams. at Carolina (9/18): Saw action on offense and special teams. at Green Bay (9/24): Saw action along offensive line and on special teams. Shifted to LG in second quarter after Cesar Ruiz left game. vs. Tampa Bay (10/1): Made first start of 2023 campaign at LG. Left game in third quarter (concussion). at New England (10/8): Inactive (concussion). at Houston (10/15): Rotated in at LG and played on special teams in 100th career NFL game. vs. Jacksonville (10/19): Started at LT for first time since 2018. at Indianapolis (10/29): Started at LT, blocking for a unit that gained a season-high 511 total net yards and 161 yards rushing. vs. Chicago (11/5): Started at LT. at Minnesota (11/12): Started at LT. at Atlanta (11/26): Started at LT. vs. Detroit (12/3): Started at LT and saw action on special teams. Left game (hand) and returned.

2023 MINI BIOS & STATS

70 Trevor Penning

Pos.: T Ht.: 6-7 Wt.: 325 Exp.: 2 College: Northern Iowa



Regular Season Career GP/GS: (18/6); 2023: (12/5)

2023 REVIEW: vs. Tennessee (9/10): Started at LT. at Carolina (9/18): Started at LT. at Green Bay (9/24): Started at LT. vs. Tampa Bay (10/1): Started at LT. at New England (10/8): Started at LT. at Houston (10/15): Played at LT after James Hurst left in second quarter. vs. Jacksonville (10/19): Rotated in at T in jumbo package and played on special teams. at Indianapolis (10/29): Rotated in at T in the jumbo package and played on special teams. vs. Chicago (11/5): Played on special teams. at Minnesota (11/12): Rotated at T in the jumbo package and played on special teams. at Atlanta (11/26): Played on special teams. vs. Detroit (12/3): Played on special teams.

17 A.T. Perry

Pos.: WR Ht.: 6-5 Wt.: 205 Exp.: R College: Wake Forest



Regular Season Career GP/GS: (5/1); 2023: (5/1)

2023 REVIEW: vs. Tennessee (9/10): Inactive. at Carolina (9/18): Inactive. at Green Bay (9/24): Inactive. vs. Tampa Bay (10/1): Inactive. at New England (10/8): Inactive. at Houston (10/15): Inactive. vs. Jacksonville (10/19): Inactive. at Indianapolis (10/29): Saw action in first NFL appearance on offense. vs. Chicago (11/5): Rotated in on offense. at Minnesota (11/12): Rotated in on offense for an injured Michael Thomas, recording his first two career catches for 38 yards and a TD. at Atlanta (11/26): Rotated in on offense, finishing with one seven-yard catch and a fumble recovery off a Derek Carr run. vs. Detroit (12/3): Made first career NFL start, finishing with one 30-yard catch.

ADDITIONAL STATS: Miscellaneous Tackles – (2023, 1); Total: 1; Miscellaneous Fumble Recoveries – (2023, 1); Total: 1.

CAREER HIGHS: Receptions – 2, at Minnesota (11/12/23); Receiving Yards – 38, at Minnesota (11/12/23); Long Reception – 30, vs. Detroit (12/3/23); Receiving TDs – 1, last at Minnesota (11/12/23).

17 WR A.T. Perry								
				Receiving				
Date	Opp.	GP	ST	Rec	Yds	Avg.	Lg	TD
9/10	TEN							
9/18	@CAR							
9/24	@GB							
10/1	TB							
10/8	@NE							
10/15	@HOU							
10/19	JAX							
10/29	@IND	X		0	0	0.0	0	0
11/5	CHI	X		0	0	0.0	0	0
11/12	@MIN	X		2	38	19.0	26	1
11/26	@ATL	X		1	7	7.0	7	0
12/3	DET	X	X	1	30	30.0	30	0
2023 Season		5	1	4	75	18.8	30	1
Career Totals		5	1	4	75	18.8	30	1

2023 MINI BIOS & STATS

91 Kyle Phillips

Pos.: DE Ht.: 6-4 Wt.: 277 Exp.: 4 College: Tennessee



Regular Season Career GP/GS: (30/8); 2023: (1/0)

2023 REVIEW: at Carolina (9/18): Signed off the practice squad to the active roster, (9/13). Inactive. at Green Bay (9/24): Inactive. vs. Tampa Bay (10/1): Inactive. at New England (10/8): Inactive. at Houston (10/15): Inactive. vs. Jacksonville (10/19): Inactive. at Indianapolis (10/29): Inactive. vs. Chicago (11/5): Inactive. at Minnesota (11/12): Rotated in along the defensive line in his first game as a Saint, finishing with one tackle. at Atlanta (11/26): Inactive. vs. Detroit (12/3): Dressed but did not play.

CAREER HIGHS: Tackles – 7 (2x), vs. Dallas (10/13/19) and vs. New England (10/21/19); Solo Tackles – 4, vs. New England (10/21/19); Passes Defensed – 1, at Philadelphia (10/6/19).

91 DE Kyle Phillips												
Date	Opp.	GP	ST	Solo	Ast	Total	Sack/Yds	INT/Yds	PD	FF	FR	
9/18	@ CAR						Inactive					
9/24	@ GB						Inactive					
10/1	TB						Inactive					
10/8	@ NE						Inactive					
10/15	@ HOU						Inactive					
10/19	JAX						Inactive					
10/29	@ IND						Inactive					
11/5	CHI						Inactive					
11/12	@ MIN	X		0	1	1	0.0	0.0	0	0	0	0
11/26	@ ATL						Inactive					
12/3	DET						Dressed but did not play					
2023 Season		1	0	0	1	1	0.0	0.0	0	0	0	0
Saints Career		1	0	0	1	1	0.0	0.0	0	0	0	0
Career Totals		30	8	34	32	66	2.5	14.0	0	0	1	0

54 Jason Pierre-Paul

Pos.: DE Ht.: 6-5 Wt.: 270 Exp.: 14 College: South Florida



Regular Season Career GP/GS: (180/150); 2023: (1/0)

2023 REVIEW: Signed to the practice squad, (11/16). at Atlanta (11/26): Gameday elevation from the practice squad. Made his Saints debut, finishing with two tackles (one solo). Signed to Miami active roster, (11/27).

ADDITIONAL STATS: Special Teams Tackles – (2010, 8), (2011, 1); Total: 9; Kick Return Yards – (2012, 12); Total: 12.

CAREER HIGHS: Tackles – 16, vs. Washington (12/18/11); Solo Tackles – 11, vs. Washington (12/18/11); Sacks – 3 (3x), last vs. Houston (12/21/19); Interceptions – 1 (5x), last vs. Carolina (11/20/22); Passes Defensed – 2 (13x), last vs. Cincinnati (10/9/19); Forced Fumbles – 2, vs. Jacksonville (11/28/10); Fumble Recoveries – 1 (10x), last vs. Minnesota (12/13/20).

2023 MINI BIOS & STATS

54 DE Jason Pierre-Paul												
Date	Opp.	GP	ST	Solo	Ast	Total	Sack/Yds	INT/Yds	PD	FF	FR	
11/26	@ATL	X		1	1	2	0.0	0.0	0	0	0	0
2023 Season		1	0	1	1	2	0.0	0.0	0	0	0	0
Saints Career		1	0	1	1	2	0.0	0.0	0	0	0	0
Career Totals		180	150	448	174	622	94.5	638.5	5	70	66	21

46 Adam Prentice

Pos.: RB Ht.: 6-0 Wt.: 245 Exp.: 3 College: South Carolina



Regular Season Career GP/GS: (26/6); 2023: (8/1)

2023 REVIEW: vs. Tennessee (9/10): Saw action on offense and special teams. Recorded one tackle. at Carolina (9/18): Saw action on offense and special teams. at Green Bay (9/24): Made his first start of the 2023 campaign at FB and saw action on special teams. vs. Tampa Bay (10/1): Appeared at FB and on special teams, finishing with one carry for five yards and a fumble. at New England (10/8): Saw action at FB and on special teams before departing in third quarter (knee). Placed on Injured Reserve, (10/14). at Minnesota (11/12): Activated off Injured Reserve, (11/11). Rotated in on offense and played on special teams. Waived, (11/14). Re-signed to the practice squad, (11/16). at Atlanta (11/26): Gameday elevation from the practice squad. Rotated in on offense and played on special teams, finishing with one special teams tackle. vs. Detroit (12/3): Gameday elevation from the practice squad. Rotated in on offense and appeared on special teams, recording one tackle.

ADDITIONAL STATS: Miscellaneous Tackles – (2021, 1); Total: 1; Special Teams Tackles – (2021, 1); (2022, 3) (2023, 3); Total: 7.

CAREER HIGHS: Receptions – 1, (6x) last at Philadelphia (1/1/23); Receiving Yards – 10, vs. Buffalo (11/25/21); Long Reception – 10, vs. Buffalo (11/25/21); Rushes – 2, at Cleveland (12/24/22); Rushing Yards – 5 (2x), at Cleveland (12/24/22) and vs. Tampa Bay (10/2/23); Long Rush – 5, vs. Tampa Bay (10/1/23); Rushing TDs – 0; Total TDs – 0; Total Yards From Scrimmage – 10, vs. Buffalo (11/25/21).

46 RB Adam Prentice													
				Rushing						Receiving			
Date	Opp.	GP	ST	Att	Yds	Avg.	Lg	TD	Rec	Yds	Avg.	Lg	TD
9/10	TEN	X		0	0	0.0	0	0	0	0	0.0	0	0
9/18	@CAR	X		0	0	0.0	0	0	0	0	0.0	0	0
9/24	@GB	X	X	0	0	0.0	0	0	0	0	0.0	0	0
10/1	TB	X		1	5	5.0	5	0	0	0	0.0	0	0
10/8	@NE	X		0	0	0.0	0	0	0	0	0.0	0	0
10/15	@HOU			Reserve/Injured									
10/19	JAX			Reserve/Injured									
10/29	@IND			Reserve/Injured									
11/5	CHI			Reserve/Injured									
11/12	@MIN	X		0	0	0.0	0	0	0	0	0.0	0	0
11/26	@ATL	X		0	0	0.0	0	0	0	0	0.0	0	0
12/3	DET	X		0	0	0.0	0	0	0	0	0.0	0	0
2023 Season		8	1	1	5	5.0	5	0	0	0	0.0	0	0
Career Totals		26	6	8	19	2.4	5	0	6	25	4.2	0	0

2023 MINI BIOS & STATS

71 Ryan Ramczyk

Pos.: T Ht.: 6-6 Wt.: 314 Exp.: 7 College: Wisconsin



Regular Season Career GP/GS: (100/100); 2023: (11/11)

2023 REVIEW: vs. Tennessee (9/10): Started at RT. at Carolina (9/18): Started at RT, blocking for a rushing attack that gained 134 yards and two TDs. at Green Bay (9/24): Started at RT. vs. Tampa Bay (10/1): Started at RT. at New England (10/8): Started at RT. at Houston (10/15): Started at RT. Left game at end of fourth quarter after being evaluated for a concussion. vs. Jacksonville (10/19): Inactive (concussion). at Indianapolis (10/29): Started at RT, blocking for a unit that gained a season-high 511 total net yards and 161 yards rushing. vs. Chicago (11/5): Started at RT. at Minnesota (11/12): Started at RT. at Atlanta (11/26): Started at RT. vs. Detroit (12/3): Made his 100th career NFL start at RT. Ramczyk became the 62nd Saint to appear in 100 contests.

97 Malcolm Roach

Pos.: DL Ht.: 6-3 Wt.: 290 Exp.: 4 College: Texas



Regular Season Career GP/GS: (41/5); 2023: (12/0)

2023 REVIEW: vs. Tennessee (9/10): Rotated on defense and special teams, recording two assisted tackles. at Carolina (9/18): Rotated on defense and special teams, recording two assisted tackles. at Green Bay (9/24): Rotated on defense and special teams, recording two tackles (one solo) with a stop for loss. vs. Tampa Bay (10/1): Rotated on defense and special teams, finishing with career-high eight tackles (two solo), a QB hit, and a stop for loss. at New England (10/8): Rotated on defense and special teams, recording two tackles and a pass defense, the second of his career in 34-0 shutout. at Houston (10/15): Rotated on defense and special teams. vs. Jacksonville (10/19): Rotated on defense and special teams, finishing with four tackles (three solo), including a stop for loss. at Indianapolis (10/29): Rotated on defense and special teams, finishing with three tackles (one solo). vs. Chicago (11/5): Rotated on defense and special teams, finishing with two tackles (one solo). at Minnesota (11/12): Rotated on defense and special teams, recording five tackles (three solo) with a pass breakup. at Atlanta (11/26): Rotated on defense and special teams, finishing with six tackles (one solo) with a pass breakup. vs. Detroit (12/3): Rotated on defense and special teams, finishing with three tackles (one solo).

CAREER HIGHS: Tackles – 8, vs. Tampa Bay (10/1/23); Solo Tackles – 5, at Pittsburgh (11/13/22); Sacks – 1, at Pittsburgh (11/13/22); Interceptions – 1, at Carolina (9/19/21); Passes Defensed – 1 (4x), last at Atlanta (11/26/23).

2023 MINI BIOS & STATS

97 DL Malcolm Roach												
Date	Opp.	GP	ST	Solo	Ast	Total	Sack/Yds	INT/Yds	PD	FF	FR	
9/10	TEN	X		0	2	2	0.0	0.0	0	0	0	0
9/18	@CAR	X		0	2	2	0.0	0.0	0	0	0	0
9/24	@GB	X		1	1	2	0.0	0.0	0	0	0	0
10/1	TB	X		2	6	8	0.0	0.0	0	0	0	0
10/8	@NE	X		0	2	2	0.0	0.0	0	0	1	0
10/15	@HOU	X		0	0	0	0.0	0.0	0	0	0	0
10/19	JAX	X		3	1	4	0.0	0.0	0	0	0	0
10/29	@IND	X		1	2	3	0.0	0.0	0	0	0	0
11/5	CHI	X		1	1	2	0.0	0.0	0	0	0	0
11/12	@MIN	X		3	2	5	0.0	0.0	0	0	1	0
11/26	@ATL	X		1	5	6	0.0	0.0	0	0	1	0
12/3	DET	X		1	2	3	0.0	0.0	0	0	0	0
2023 Season		12	0	13	26	39	0.0	0.0	0	0	3	0
Career Totals		41	5	38	53	91	1.0	3.0	1	5	4	0

51 Cesar Ruiz

Pos.: C/G Ht.: 6-4 Wt.: 316 Exp.: 4 College: Michigan



Regular Season Career GP/GS: (57/51); 2023: (11/11)

2023 REVIEW: vs. Tennessee (9/10): Started at RG. at Carolina (9/18): Started at RG. at Green Bay (9/24): Started at RG. Left the game in second quarter after suffering a concussion. vs. Tampa Bay (10/1): Inactive (concussion). at New England (10/8): Started at RG in his 50th career NFL game. at Houston (10/15): Started at RG and also saw action at RT after Ryan Ramczyk exited (concussion). vs. Jacksonville (10/19): Started at RG. at Indianapolis (10/29): Started at RG, blocking for a unit that gained a season-high 511 total net yards and 161 yards rushing. vs. Chicago (11/5): Started at RG. at Minnesota (11/12): Started at RG. at Atlanta (11/26): Made his 50th career start at RG. vs. Detroit (12/3): Started at RG.

64 Nick Saldiveri

Pos.: OL Ht.: 6-6 Wt.: 316 Exp.: R College: Old Dominion



Regular Season Career GP/GS: (4/0); 2023: (4/0)

2023 REVIEW: vs. Tennessee (9/10): Inactive. at Carolina (9/18): Inactive. at Green Bay (9/24): Inactive. vs. Tampa Bay (10/1): Made his NFL debut, appearing on special teams. at New England (10/8): Appeared on offense for the first time at T in the jumbo package and rotated in on special teams. at Houston (10/15): Played at RG late in the fourth quarter and also saw action on special teams. vs. Jacksonville (10/19): Rotated in at T in the jumbo package and also saw action on special teams. at Indianapolis (10/29): Dressed but did not play. vs. Chicago (11/5): Inactive. at Minnesota (11/12): Inactive. at Atlanta (11/26): Inactive. vs. Detroit (12/3): Inactive.

2023 MINI BIOS & STATS

99 Khalen Saunders

Pos.: DT Ht.: 6-0 Wt.: 324 Exp.: 5 College: Western Illinois



Regular Season Career GP/GS: (50/17); 2023: (12/12)

2023 REVIEW: vs. Tennessee (9/10): Started at DT in his Saints debut and recorded one solo tackle. at Carolina (9/18): Started at DT and recorded four tackles (three solo). at Green Bay (9/24): Started at DT, recording four tackles and a QB hurry. vs. Tampa Bay (10/1): Started at DT, recording five assisted tackles. at New England (10/8): Started at DT, recording two tackles (1 solo). Helped lead the Saints defense to a 34-0 shutout where they gave up only 45 rushing yards on 18 attempts (2.5 avg.). at Houston (10/15): Started at DT and recorded five tackles (three solo). vs. Jacksonville (10/19): Started at DT and saw action at FB on offense in the red zone package. Finished with one solo tackle. at Indianapolis (10/29): Started at DT and saw action at FB on offense in the goal line package. Paved the way for a key fourth-quarter TD run by Taysom Hill. vs. Chicago (11/5): Started at DT and saw action at FB on offense in the goal line package. Finished with five tackles (two solo), tying a season-high. at Minnesota (11/12): Started at DT, finishing with two solo tackles, a QB hit, and a tackle for loss. at Atlanta (11/26): Started at DT, recording five tackles (two solo). vs. Detroit (12/3): Started at DT and rotated in at FB in his 50th career NFL appearance, finishing with four tackles (one solo).

CAREER-HIGHS: Tackles – 8, at Indianapolis (9/5/22); Solo Tackles – 3 (3x), last vs. Tennessee (11/6/22); Sacks – 1 (4x), last vs. Denver (1/1/23); Interceptions – 0; Passes Defensed – 1 (2x), last at Houston (12/8/22).

99 DT Khalen Saunders												
Date	Opp.	GP	ST	Solo	Ast	Total	Sack/Yds	INT/Yds	PD	FF	FR	
9/10	TEN	X	X	1	0	1	0.0	0.0	0	0	0	0
9/18	@CAR	X	X	3	1	4	0.0	0.0	0	0	0	0
9/24	@GB	X	X	0	4	4	0.0	0.0	0	0	0	0
10/1	TB	X	X	0	5	5	0.0	0.0	0	0	0	0
10/8	@NE	X	X	1	1	2	0.0	0.0	0	0	0	0
10/15	@HOU	X	X	3	2	5	0.0	0.0	0	0	0	0
10/19	JAX	X	X	1	0	1	0.0	0.0	0	0	0	0
10/29	@IND	X	X	0	0	0	0.0	0.0	0	0	0	0
11/5	CHI	X	X	2	3	5	0.0	0.0	0	0	0	0
11/12	@MIN	X	X	2	0	2	0.0	0.0	0	0	0	0
11/26	@ATL	X	X	2	3	5	0.0	0.0	0	0	0	0
12/3	DET	X	X	1	3	4	0.0	0.0	0	0	0	0
2023 Season		12	12	16	22	38	0.0	0.0	0	0	0	0
Saints Career		12	12	16	22	38	0.0	0.0	0	0	0	0
Career Totals		50	17	56	63	119	4.5	22.5	0	0	2	0

45 Nephi Sewell

Pos.: LB Ht.: 6-0 Wt.: 228 Exp.: 1 College: Utah



Regular Season Career GP/GS: (16/0); 2023: (12/0)

2023 REVIEW: vs. Tennessee (9/10): Played on special teams. at Carolina (9/18): Played on special teams. at Green Bay (9/24): Played on special teams and recorded two tackles. vs. Tampa Bay (10/1): Played on special teams. at New England (10/8): Played on special teams and rotated in at LB, recording his first solo tackle of his NFL career. at Houston (10/15): Played on special teams and recorded one tackle. vs. Jacksonville (10/19):

2023 MINI BIOS & STATS

Played on special teams. Finished with one tackle. at Indianapolis (10/29): Played on special teams. vs. Chicago (11/5): Saw action on special teams. at Minnesota (11/12): Saw action on special teams, recording one tackle. at Atlanta (11/26): Saw action on special teams. vs. Detroit (12/3): Rotated in at WLB and saw action on special teams. Tied for a team-high eight tackles (five solo) with two tackles for loss.

ADDITIONAL STATS: Special Teams Tackles - (2023, 5); Total: 5.

CAREER HIGHS: Tackles – 8, vs. Detroit (12/3/23); Solo Tackles – 5, vs. Detroit (12/3/23); Tackles for Loss – 2, vs. Detroit (12/3/23); Special Teams Tackles – 2, at Green Bay (9/24/22).

45 LB Nephi Sewell												
Date	Opp.	GP	ST	Solo	Ast	Total	Sack/Yds	INT/Yds	PD	FF	FR	
9/10	TEN	X		0	0	0	0.0	0.0	0	0	0	0
9/18	@CAR	X		0	0	0	0.0	0.0	0	0	0	0
9/24	@GB	X		0	0	0	0.0	0.0	0	0	0	0
10/1	TB	X		0	0	0	0.0	0.0	0	0	0	0
10/8	@NE	X		1	0	1	0.0	0.0	0	0	0	0
10/15	@HOU	X		0	0	0	0.0	0.0	0	0	0	0
10/19	JAX	X		0	0	0	0.0	0.0	0	0	0	0
10/29	@IND	X		0	0	0	0.0	0.0	0	0	0	0
11/5	CHI	X		0	0	0	0.0	0.0	0	0	0	0
11/12	@MIN	X		0	0	0	0.0	0.0	0	0	0	0
11/26	@ATL	X		0	0	0	0.0	0.0	0	0	0	0
12/3	DET	X		5	3	8	0.0	0.0	0	0	0	0
2023 Season		12	0	6	3	9	0.0	0.0	0	0	0	0
Career Totals		16	0	6	3	9	0.0	0.0	0	0	0	0

22 Rashid Shaheed

Pos.: WR Ht.: 6-0 Wt.: 180 Exp.: 2 College: Weber State



Regular Season Career GP/GS: (23/11); 2023: (11/5)

2023 REVIEW: vs. Tennessee (9/10): Rotated in at WR and handled the return duties. Caught five passes for 89 yards with a TD, rushed two times for 11 yards, returned two punts for six yards and five kickoffs for 110 yards for a career-high 216 all-purpose yards. at Carolina (9/18): Rotated in at WR and handled the return duties, catching four passes for 63 yards, returning two kicks for 47 yards and returning a punt for 16 yards. at Green Bay (9/24): Started at WR and handled the return duties. Rushed one time for no gain, returned two kicks for 32 yards, and returned one punt for a 76-yard touchdown. Shaheed's punt return was the first by a Saint since a 53-yard return by Deonte Harty at Seattle in 2019. Shaheed's punt return was also the third longest in franchise history behind Michael Lewis (Oct. 13, 2002 at Washington) and Tyrone Hughes (Dec. 26, 1993 at Philadelphia), who are tied for the franchise lead with 83-yard TD returns. vs. Tampa Bay (10/1): Rotated at WR and handled the return duties. Caught three passes for 33 yards, returned two kicks for 39 yards, and two punts for 45 yards, including a 29-yard run back. at New England (10/8): Rotated in at WR and handled return duties. Finished with two catches for 28 yards, returned three punts for 22 yards, and had a 18-yard kickoff return. at Houston (10/15): Started at WR and handled the return duties. Finished with two catches for 85 yards, including a 51-yard TD grab, along with a career-high two carries for 18 yards and one kick return for 19 yards. Shaheed led the Saints offense with 122 all-purpose yards. vs. Jacksonville (10/19): Rotated in at WR and handled the return duties. Caught four passes for 28 yards and rushed one time for 4 yards. at Indianapolis (10/29): Had best

2023 MINI BIOS & STATS

offensive performance of career, recording three catches for 153 yards and a TD, with all catches going for over 40 yards. Shaheed became the third Saint ever to record over 150 receiving yards on just three receptions, joining WR's Heath Poole and Eric Martin, his 51.0 yards per catch average third in club history. Also returned four punts for 46 yards for a total of 199 all-purpose yards. vs. Chicago (11/5): Made his 10th career start at WR and handled the return duties. Recorded three receptions for 22 yards, returned two punts 20 yards and brought back a kickoff for 24 yards. at Minnesota (11/12): Started at WR and handled the return duties. Finished with five receptions for 24 yards, returned two punts for 22 yards, and returned two kickoffs for 54 yards. at Atlanta (11/26): Started at WR and handled the return duties. Finished with two receptions for nine yards and had one punt return for six yards. Left the game in the second quarter with a leg injury and did not return. vs. Detroit (12/3): Inactive (quad).

ADDITIONAL STATS: Punt Returns TDs – (2023, 1); Total: 1.

CAREER HIGHS: Receptions – 6, vs. Philadelphia (1/1/23); Receiving Yards – 153, at Indianapolis (10/29/23); Long Reception – 68t, vs. Atlanta (12/18/22); Receiving TDs – 1 (5x), last at Indianapolis (10/29/23); Rushing Attempts – 2, at Houston (10/15/23), Rushing Yards – 44, vs. Cincinnati (10/16/22); Punt Returns – 4 (2x), last at Indianapolis (10/29/23); Punt Return Yards – 76, at Green Bay (9/24/23); Long Punt Return – 76t, at Green Bay (9/24/23); Kickoff Returns – 4, at Pittsburgh (11/13/22); Kickoff Return Yards – 93, at Pittsburgh (11/13/22); Long Kickoff Return – 31, at Pittsburgh (11/13/22); All-Purpose Yards (Rushing, Receiving, Kickoff Return, Punt Return) – 216, vs. Tennessee (9/10/23).

22 WR Rashid Shaheed																								
				Rushing					Receiving					Punt Returns					Kickoff Returns					
Date	Opp.	GP	ST	Att	Yds	Avg.	Lg	TD	Rec	Yds	Avg.	Lg	TD	Ret	Yds	Avg.	Lg	TD	Ret	Yds	Avg.	Lg	TD	
9/10	TEN	X		2	11	5.5	6	0	5	89	17.8	41	1	2	6	3.0	6	0	5	110	22.0	27	0	
9/18	@CAR	X		0	0	0.0	0	0	4	63	15.8	45	0	1	16	16.0	16	0	2	47	23.5	25	0	
9/24	@GB	X	X	1	0	0.0	0	0	0	0	0.0	0	0	1	76	76.0	76t	1	2	32	16.0	17	0	
10/1	TB	X		0	0	0.0	0	0	3	33	11.0	12	0	2	45	22.5	29	0	2	39	19.5	22	0	
10/8	@NE	X	X	0	0	0.0	0	0	2	28	14.0	25	0	3	22	7.3	12	0	1	18	18.0	18	0	
10/15	@HOU	X	X	2	18	9.0	12	0	2	85	42.5	51	1	0	0	0.0	0	0	1	19	19.0	19	0	
10/19	JAX	X		1	4	4.0	4	0	4	28	7.0	12	0	0	0	0.0	0	0	0	0	0.0	0	0	
10/29	@IND	X		0	0	0.0	0	0	3	153	51.0	58t	1	4	46	11.5	15	0	0	0	0.0	0	0	
11/5	CHI	X	X	0	0	0.0	0	0	3	22	7.3	12	0	2	20	10.0	14	0	1	24	24.0	24	0	
11/12	@MIN	X		0	0	0.0	0	0	5	24	4.8	15	0	2	22	11.0	12	0	2	54	27.0	28	0	
11/26	@ATL	X	X	0	0	0.0	0	0	2	9	4.5	5	0	1	6	6.0	6	0	0	0	0.0	0	0	
12/3	DET	Inactive																						
2023 Season		11	5	6	33	5.5	12	0	33	534	16.2	58t	3	18	259	14.4	76	1	16	343	21.4	28	0	
Career Totals		23	11	10	90	9.0	44t	1	61	1,022	16.8	68t	5	38	452	11.9	76	1	30	663	22.1	31	0	

93 Nathan Shepherd

Pos.: DT Ht.: 6-4 Wt.: 315 Exp.: 6 College: Fort Hayes State



Regular Season Career GP/GS: (85/24); **2023:** (12/12)

2023 REVIEW: vs. Tennessee (9/10): Started. at Carolina (9/18): Started, recording two tackles, two QB hurries, a stop for loss, and a sack. at Green Bay (9/24): Started, recording one tackle. vs. Tampa Bay (10/1): Started, recording four tackles (one solo). at New England (10/8): Started, recording two tackles (one solo). Helped lead defense to 34-0 shutout. at Houston (10/15): Started. Finished with four tackles (one solo). vs. Jacksonville (10/19): Started. Recorded a solo tackle. at Indianapolis (10/29): Started, finishing with three tackles, a stop for loss, two QB hits, and a half-sack. vs. Chicago (11/5): Started, finishing with five tackles (three solo). Shepherd's

2023 MINI BIOS & STATS

five tackles and three solo stops tied single-game career highs. at Minnesota (11/12): Started at DT, finishing with three tackles (two solo). at Atlanta (11/26): Started at DT, finishing with two tackles (one solo). vs. Detroit (12/3): Started at DT, finished with five tackles (two solo).

CAREER HIGHS: Tackles – 5 (4x), last vs. Detroit (12/3/23); Solo Tackles – 3 (6x), last vs. Chicago (11/5/23); Tackles for Loss – 3, vs. N.Y. Giants (11/10/19); Sacks – 1 (6x), last at Carolina (9/18/23).

93 DT Nathan Shepherd													
Date	Opp.	GP	ST	Solo	Ast	Total	Sack/Yds	INT/Yds	PD	FF	FR		
9/10	TEN	X	X	0	0	0	0.0	0.0	0	0	0	0	0
9/18	@ CAR	X	X	1	1	2	1.0	6.0	0	0	0	0	0
9/24	@ GB	X	X	0	1	1	0.0	0.0	0	0	0	0	0
10/1	TB	X	X	1	3	4	0.0	0.0	0	0	0	0	0
10/8	@ NE	X	X	1	1	2	0.0	0.0	0	0	0	0	0
10/15	@ HOU	X	X	1	3	4	0.0	0.0	0	0	0	0	0
10/19	JAX	X	X	1	0	1	0.0	0.0	0	0	0	0	0
10/29	@ IND	X	X	0	3	3	0.5	1.5	0	0	0	0	0
11/5	CHI	X	X	3	2	5	0.0	0.0	0	0	0	0	0
11/12	@ MIN	X	X	2	1	3	0.0	0.0	0	0	0	0	0
11/26	@ ATL	X	X	1	1	2	0.0	0.0	0	0	0	0	0
12/3	DET	X	X	2	3	5	0.0	0.0	0	0	0	0	0
2023 Season		12	12	13	19	32	1.5	7.5	0	0	0	0	0
Saints Career		12	12	13	19	32	1.5	7.5	0	0	0	0	0
Career Totals		85	24	65	71	136	7.5	62.5	0	0	0	0	0

54 Jaylon Smith

Pos.: LB Ht.: 6-2 Wt.: 240 Exp.: 7 College: Notre Dame



Regular Season Career GP/GS: (87/69); 2023: (0/0)

2023 REVIEW: Signed to the practice squad, (8/30). vs. Jacksonville (10/19): Gameday elevation from the practice squad. Dressed but did not play. Signed off the practice squad to Raiders active roster, (11/2).

54 LB Jaylon Smith													
Date	Opp.	GP	ST	Solo	Ast	Total	Sack/Yds	INT/Yds	PD	FF	FR		
10/19	JAX												
Dressed but did not play													
2023 Season		0	0	0	0	0	0.0	0.0	0	0	0	0	0
Saints Career		0	0	0	0	0	0.0	0.0	0	0	0	0	0
Career Totals		87	69	376	248	624	11.0	67.5	2	43	21	6	6

26 Daniel Sorensen

Pos.: S Ht.: 6-1 Wt.: 208 Exp.: 10 College: BYU



Regular Season Career GP/GS: (130/41); 2023: (2/0)

2023 REVIEW: Signed to practice squad, (9/27). at New England (10/8): Gameday practice squad elevation. Rotated in on special teams. at Houston (10/15): Gameday practice squad elevation. Played on special teams.

2023 MINI BIOS & STATS

ADDITIONAL STATISTICS: Special Teams Tackles – (2014, 7); (2015, 7); (2016, 9); (2017, 1); (2019, 5); (2022, 7), Total: 36; Special Teams Fumble Recoveries – (2016, 1), Total: 1; Blocked Field Goals – (2015, 1), Total: 1

26 S Daniel Sorensen												
Date	Opp.	GP	ST	Solo	Ast	Total	Sack/Yds	INT/Yds	PD	FF	FR	
10/8	@ NE	X		0	0	0	0.0	0.0	0	0	0	0
10/15	@ HOU	X		0	0	0	0.0	0.0	0	0	0	0
2023 Season		2	0	0	0	0	0.0	0.0	0	0	0	0
Saints Career		19	2	10	7	17	0.0	0.0	2	50	3	0
Career Totals		130	41	298	97	395	4.5	38.0	14	303	36	4

42 Ty Summers

Pos.: LB Ht.: 6-1 Wt.: 241 Exp.: 5 College: TCU



Regular Season Career GP/GS: (62/1); 2023: (10/0)

2023 REVIEW: at Carolina (9/18): Signed to practice squad, (9/13), and elevated to active roster. Played on special teams. at Green Bay (9/24): Signed to active roster, (9/21). Played on special teams. vs. Tampa Bay (10/1): Appeared on special teams. at New England (10/8): Played on special teams, recording one tackle. at Houston (10/15): Played on special teams. vs. Jacksonville (10/19): Played on special teams. at Indianapolis (10/29): Played on special teams. vs. Chicago (11/5): Inactive (concussion/hamstring). at Minnesota (11/12): Played on special teams. at Atlanta (11/26): Played on special teams. vs. Detroit (12/3): Played on special teams and recorded one tackle.

ADDITIONAL STATS: Special Teams Tackles - (2019, 4), (2020, 12), (2021, 5), (2022, 6), (2023, 2); Total: 29.

CAREER HIGHS: Tackles – 9, at New Orleans (9/27/20); Solo Tackles – 6 (2x), at New Orleans (9/27/20) and at Atlanta (10/5/20); Special Teams Tackles – 3, vs. Carolina (12/19/20); Passes Defensed – 1, vs. Tennessee (12/27/20); Fumble Recoveries – 1, at Arizona (10/28/21).

42 LB Ty Summers												
Date	Opp.	GP	ST	Solo	Ast	Total	Sack/Yds	INT/Yds	PD	FF	FR	
9/18	@ CAR	X		0	0	0	0.0	0.0	0	0	0	0
9/24	@ GB	X		0	0	0	0.0	0.0	0	0	0	0
10/1	TB	X		0	0	0	0.0	0.0	0	0	0	0
10/8	@ NE	X		0	0	0	0.0	0.0	0	0	0	0
10/15	@ HOU	X		0	0	0	0.0	0.0	0	0	0	0
10/19	JAX	X		0	0	0	0.0	0.0	0	0	0	0
10/29	@ IND	X		0	0	0	0.0	0.0	0	0	0	0
11/5	CHI						Inactive					
11/12	@ MIN	X		0	0	0	0.0	0.0	0	0	0	0
11/26	@ ATL	X		0	0	0	0.0	0.0	0	0	0	0
12/3	DET	X		0	0	0	0.0	0.0	0	0	0	0
2023 Season		10	0	0	0	0	0.0	0.0	0	0	0	0
Saints Career		13	0	0	0	0	0.0	0.0	0	0	0	0
Career Totals		62	1	23	8	31	0.0	0.0	0	0	1	1

2023 MINI BIOS & STATS

1 Alontae Taylor

Pos.: CB Ht.: 6-1 Wt.: 199 Exp.: 2 College: Tennessee



Regular Season Career GP/GS: (25/17); 2023: (12/8)

2023 REVIEW: vs. Tennessee (9/10): Rotated in at nickel and on special teams. Recorded four tackles (two solo) with one pass defense. at Carolina (9/18): Rotated in at nickel and on special teams. Recorded five solo tackles, two stops for loss, and a pass breakup. at Green Bay (9/24): Made first start of 2023 at nickel, recording five solo tackles, two tackles for loss, a QB hurry, a career-high five passes defended and a sack. Taylor's sack of Packers QB Jordan Love was the first of his career. vs. Tampa Bay (10/1): Started and recorded four tackles (three solo). at New England (10/8): Started at nickel and played on special teams, recording six tackles (4 solo) to tie for the team lead in a 34-0 shutout win where the Saints surrendered only 111 net passing yards. at Houston (10/15): Rotated in at nickel and on special teams, finishing with three solo tackles. vs. Jacksonville (10/19): Started at nickel and on special teams, recording six tackles (five solo). at Indianapolis (10/29): Started at nickel and on special teams, finishing with three tackles (two solo). vs. Chicago (11/5): Rotated in at nickel and on special teams, finishing with two solo tackles and a pass breakup. at Minnesota (11/12): Started at nickel and played on special teams, recording five tackles (four solo), a tackle for loss, and two pass breakups. at Atlanta (11/26): Started at nickel and played on special teams, finishing with six tackles (three solo). vs. Detroit (12/3): Started at nickel and played on special teams in his 25th career NFL appearance, recording three tackles (two solo).

ADDITIONAL STATS: Special Teams Tackles – (2022, 1); Total: 1.

CAREER HIGHS: Tackles – 8, at Tampa Bay (12/5/22); Solo Tackles – 6 (2x), last at Tampa Bay (12/5/22); Tackles for Loss – 2 (2x), at Green Bay (9/24/23) and at Carolina (9/18/23); Passes Defended – 5, at Green Bay (9/24/23); Sacks – 1, at Green Bay (9/24/23); Special Teams Tackles – 1, at Cleveland (12/24/22).

1 CB Alontae Taylor												
Date	Opp.	GP	ST	Solo	Ast	Total	Sack/Yds	INT/Yds	PD	FF	FR	
9/10	TEN	X		2	2	4	0.0	0.0	0	0	1	0
9/18	@CAR	X		5	0	5	0.0	0.0	0	0	1	0
9/24	@GB	X	X	5	0	5	1.0	14.0	0	0	5	0
10/1	TB	X	X	3	1	4	0.0	0.0	0	0	0	0
10/8	@NE	X	X	4	2	6	0.0	0.0	0	0	0	0
10/15	@HOU	X		3	0	3	0.0	0.0	0	0	0	0
10/19	JAX	X	X	5	1	6	0.0	0.0	0	0	0	0
10/29	@IND	X	X	2	1	3	0.0	0.0	0	0	0	0
11/5	CHI	X		2	0	2	0.0	0.0	0	0	1	0
11/12	@MIN	X	X	4	1	5	0.0	0.0	0	0	2	0
11/26	@ATL	X	X	3	3	6	0.0	0.0	0	0	0	0
12/3	DET	X	X	2	1	3	0.0	0.0	0	0	0	0
2023 Season		12	8	40	12	52	1.0	14.0	0	0	10	0
Career Totals		25	17	78	19	97	1.0	14.0	0	0	21	0

2023 MINI BIOS & STATS

13 Michael Thomas

Pos.: WR Ht.: 6-3 Wt.: 212 Exp.: 8 College: Ohio State



Regular Season Career GP/GS: (83/72); 2023: (10/7)

2023 REVIEW: vs. Tennessee (9/10): Started and recorded five catches for 61 yards. at Carolina (9/18): Started and recorded a team-high seven receptions for 55 yards. With his second reception, surpassed Eric Martin to move into second place all-time in franchise history (538). at Green Bay (9/24): Caught six passes for 50 yards. vs. Tampa Bay (10/1): Rotated in at WR, catching four passes for a team-high 53 yards. at New England (10/8): Started, leading the team in receiving with four receptions for 65 yards. at Houston (10/15): Started, catching five passes for 45 yards. vs. Jacksonville (10/19): Started, finishing with three receptions for 42 yards, including a 17-yard touchdown grab. at Indianapolis (10/29): Caught four passes for a season-best 68 yards. vs. Chicago (11/5): Started. at Minnesota (11/12): Started, caught one pass for nine yards. Left with a knee injury suffered in the first quarter and did not return. Placed on Injured Reserve (knee), (11/21).

13 WR Michael Thomas								
Date	Opp.	GP	ST	Receiving				
				Rec	Yds	Avg.	Lg	TD
9/10	TEN	X	X	5	61	12.2	25	0
9/18	@CAR	X	X	7	55	7.9	19	0
9/24	@GB	X		6	50	8.3	18	0
10/1	TB	X		4	53	13.3	20	0
10/8	@NE	X	X	4	65	16.3	26	0
10/15	@HOU	X	X	5	45	9.0	16	0
10/19	JAX	X	X	3	42	14.0	17t	1
10/29	@IND	X		4	68	17.0	31	0
11/5	CHI	X	X	0	0	0.0	0	0
11/12	@MIN	X	X	1	9	9.0	9	0
11/26	@ATL	Reserve/Injured						
12/3	DET	Reserve/Injured						
2023 Season		10	7	39	448	11.5	31	1
Career Totals		83	72	565	6,569	11.6	72t	36

98 Payton Turner

Pos.: DE Ht.: 6-6 Wt.: 270 Exp.: 3 College: Houston



Regular Season Career GP/GS: (14/0); 2023: (1/0)

2023 REVIEW: vs. Tennessee (9/10): Rotated in at DE and saw action on special teams. Recorded one tackle before a toe injury in the second quarter knocked him out of the game. Placed on Injured Reserve (toe), (9/13).

ADDITIONAL STATS: Blocked Field Goals – (2022, 1); Total: 1.

CAREER HIGHS: Tackles – 5 (2x), at Carolina (9/19/21) and at Pittsburgh (11/13/22); Solo Tackles – 4, at Carolina (9/19/21) and at Pittsburgh (11/13/22); Sacks – 2, vs. Las Vegas (10/30/22).

2023 MINI BIOS & STATS

98 DE Payton Turner												
Date	Opp.	GP	ST	Solo	Ast	Total	Sack/Yds	INT/Yds	PD	FF	FR	
9/10	TEN	1	0	0	1	1	0.0	0.0	0	0	0	0
9/18	@CAR											
9/24	@GB											
10/1	TB											
10/8	@NE											
10/15	@HOU											
10/19	JAX											
10/29	@IND											
11/5	CHI											
11/12	@MIN											
11/26	@ATL											
12/3	DET											
2023 Season		1	0	0	1	1	0.0	0.0	0	0	0	0
Career Totals		14	0	20	9	29	3.0	19.0	0	0	11	0

20 Pete Werner

Pos.: LB Ht.: 6-3 Wt.: 242 Exp.: 3 College: Ohio State



Regular Season Career GP/GS: (38/30); 2023: (11/11)

2023 REVIEW: vs. Tennessee (9/10): Started at WLB, recording eight tackles (three solo), a half-sack, his first career takedown and a QB hurry. at Carolina (9/18): Started at WLB, tying a team-high seven tackles (three solo), helping lead the Saints defense to hold Carolina to 17 points, marking tenth consecutive game in which the defense held an opponent to less than 20 points, a franchise record. at Green Bay (9/24): Started at WLB, recording a team-high 11 tackles (seven solo). vs. Tampa Bay (10/1): Started at WLB, tying for a team-high eight tackles (five solo). at New England (10/8): Started at WLB, recording three tackles (two solo), one pass defense, and an interception, the first of his NFL career. Helped lead the Saints defense to a 34-0 shutout, surrendering only 156 total net yards. at Houston (10/15): Started at WLB and finished with six tackles (four solo). vs. Jacksonville (10/19): Started at WLB, finishing with four tackles. at Indianapolis (10/29): Started at WLB, recording three tackles (two solo). vs. Chicago (11/5): Started at WLB, finishing with three solo stops and a fumble recovery. Werner's fourth quarter fumble recovery was the first of his career and sealed the Saints win over the Bears. at Minnesota (11/12): Started at WLB, recording six tackles (three solo) with a tackle for loss. at Atlanta (11/26): Started at WLB, finishing with eight tackles (seven solo). vs. Detroit (12/3): Inactive (shoulder/oblique).

ADDITIONAL STATS: Special Teams Tackles – (2021, 2), (2022, 1); Total: 3.

CAREER HIGHS: Tackles – 13, at Washington (10/10/21); Solo Tackles – 11, at Atlanta (9/11/22); Passes Defensed – 1 (3x), last vs. Las Vegas (10/30/22); Interceptions – 1, at New England (10/8/23); Forced Fumbles – 1 (2x), last vs. Seattle (10/9/22); Fumble Recoveries – 1, vs. Chicago (11/5/23).

2023 MINI BIOS & STATS

20 LB Pete Werner												
Date	Opp.	GP	ST	Solo	Ast	Total	Sack/Yds	INT/Yds	PD	FF	FR	
9/10	TEN	X	X	3	5	8	0.5	4.0	0	0	0	0
9/18	@CAR	X	X	3	4	7	0.0	0.0	0	0	0	0
9/24	@GB	X	X	7	4	11	0.0	0.0	0	0	0	0
10/1	TB	X	X	5	3	8	0.0	0.0	0	0	0	0
10/8	@NE	X	X	2	1	3	0.0	0.0	1	0	1	0
10/15	@HOU	X	X	4	2	6	0.0	0.0	0	0	0	0
10/19	JAX	X	X	4	0	4	0.0	0.0	0	0	0	0
10/29	@IND	X	X	2	1	3	0.0	0.0	0	0	0	0
11/5	CHI	X	X	3	0	3	0.0	0.0	0	0	0	1
11/12	@MIN	X	X	3	3	6	0.0	0.0	0	0	0	0
11/26	@ATL	X	X	7	1	8	0.0	0.0	0	0	0	0
12/3	DET						Inactive					
2023 Season		11	11	43	24	67	0.5	4.0	1	0	1	1
Career Totals		38	30	134	71	205	0.5	4.0	1	0	4	2

21 Jamaal Williams

Pos.: RB Ht.: 6-0 Wt.: 224 Exp.: 7 College: Brigham Young



Regular Season Career GP/GS: (98/42); 2023: (8/2)

2023 REVIEW: vs. Tennessee (9/10): Started in his Saints debut. Rushed 18 times for 45 yards and caught two passes for seven yards. at Carolina (9/18): Started and rushed nine times for 29 yards before leaving the game (hamstring) in second quarter. at Green Bay (9/24): Placed on Injured Reserve (hamstring), (9/23). vs. Jacksonville (10/19): Activated off Injured Reserve, (10/19). Rotated in at RB, rushing five times for 14 yards. at Indianapolis (10/29): Rotated in at RB, rushing six times for 30 yards and caught one pass for eight yards. vs. Chicago (11/5): Rotated in at RB, rushing three times for six yards and caught two passes for six yards. at Minnesota (11/12): Rotated in at RB, rushing four times for seven yards and caught one pass for three yards. at Atlanta (11/26): Rotated in at RB, rushing two times for six yards and caught two passes for four yards. vs. Detroit (12/3): Rotated in at RB, rushing five times for 10 yards and caught one pass for six yards.

ADDITIONAL STATS: Two-Point Conversions – (2020, 2), (2022, 1); Total: 3.

CAREER HIGHS: Receptions – 8 (2x), vs. Atlanta (10/5/20) and vs. San Francisco (9/12/21); Receiving Yards – 95, vs. Atlanta (10/5/20); Long Reception – 54t, at Pittsburgh (11/26/17); Receiving TDs – 1 (8x), last at Indianapolis (11/22/20); Rushes – 24, vs. Green Bay (11/6/22); Rushing Yards – 144, vs. Chicago (1/1/23); Long Rush – 58, vs. Chicago (1/1/23); Rushing TDs – 3, at N.Y. Giants (11/20/22); Total TDs – 3, at N.Y. Giants (11/20/22); Total Yards From Scrimmage – 157, vs. Chicago (1/1/23).

2023 MINI BIOS & STATS

21 RB Jamaal Williams													
				Rushing					Receiving				
Date	Opp.	GP	ST	Att	Yds	Avg.	Lg	TD	Rec	Yds	Avg.	Lg	TD
9/10	TEN	X	X	18	45	2.5	11	0	2	7	3.5	5	0
9/18	@CAR	X	X	9	29	3.2	7	0	0	0	0.0	0	0
9/24	@GB			Reserve/Injured									
10/1	TB			Reserve/Injured									
10/8	@NE			Reserve/Injured									
10/15	@HOU			Reserve/Injured									
10/19	JAX	X		5	14	2.8	4	0	0	0	0.0	0	0
10/29	@IND	X		6	30	5.0	10	0	1	8	8.0	8	0
11/5	CHI	X		3	6	2.0	3	0	2	6	3.0	4	0
11/12	@MIN	X		4	7	1.8	3	0	1	3	3.0	3	0
11/26	@ATL	X		2	6	3.0	3	0	2	4	2.0	4	0
12/3	DET	X		5	10	2.0	4	0	1	6	6.0	6	0
2023 Season		8	2	52	147	2.8	11	0	9	34	3.8	8	0
Saints Career		8	2	52	147	2.8	11	0	9	34	3.8	8	0
Career Totals		98	42	967	3,799	3.9	58	30	169	1,225	7.2	54t	8

2 Jameis Winston

Pos.: QB Ht.: 6-4 Wt.: 231 Exp.: 9 College: Florida State



Regular Season Career GP/GS: (90/80); 2023: (4/0)

2023 REVIEW: vs. Tennessee (9/10): Dressed but did not play. at Carolina (9/18): Dressed but did not play. at Green Bay (9/24): Saw first action of 2023 after Derek Carr suffered shoulder injury in third quarter. Finished 10-of-16 for 101 yards with a 80.5 passer rating. vs. Tampa Bay (10/1): Rotated in at QB, throwing an interception in only attempt. at New England (10/8): Played QB in fourth quarter. Had three kneel downs for -4 yards. at Houston (10/15): Dressed but did not play. vs. Jacksonville (10/19): Dressed but did not play. at Indianapolis (10/29): Dressed but did not play. vs. Chicago (11/5): Dressed but did not play. at Minnesota (11/12): Relieved an injured Carr in third quarter. Finished 13-of-25 passing for 122 yards, two TDs and two interceptions. at Atlanta (11/26): Dressed but did not play. vs. Detroit (12/3): Relieved an injured Carr in fourth quarter. Finished 2-of-5 for 41 yards.

CAREER HIGHS: Attempts – 58, vs. L.A. Rams (9/25/16); Completions – 36, vs L.A. Rams (9/25/16); Completion Pct. – 80.0 (16-for-20), at Chicago (9/30/18); Passing Yards – 458, at Detroit (12/15/19); Long Pass – 72, at Washington (10/10/21); Consecutive Completions – 12 (2x), last vs. N.Y. Giants (10/3/21); Interceptions – 5, vs. Carolina (10/13/19); Passing TDs – 5 (2x), last vs. Green Bay (9/12/21); Passer Rating – 131.6, at Philadelphia (11/22/15); Rushes – 10, vs. Cleveland (10/21/18); Rushing Yards – 55, vs. Cleveland (10/21/18); Long Rush – 26, vs. Arizona (11/10/19); Rushing TDs – 1 (11x), last vs. Carolina (9/19/21).

2023 MINI BIOS & STATS

2 QB Jameis Winston																
				Passing								Rushing				
Date	Opp.	GP	ST	Comp	Att	Pct.	Yards	TD	INT	Lg	Rating	Att	Yds	Avg.	Lg	TD
9/10	TEN															
9/18	@CAR															
9/24	@GB	X		10	16	62.5%	101	0	0	28	80.5	0	0	0.0	0	0
10/1	TB	X		0	1	0.0%	0	0	1	0	0.0	0	0	0.0	0	0
10/8	@NE	X		0	0	0.0%	0	0	0	0	0.0	3	-4	-1.3	-1	0
10/15	@HOU															
10/19	JAX															
10/29	@IND															
11/5	CHI															
11/12	@MIN	X		13	25	52.0%	122	2	2	26	59.1	0	0	0.0	0	0
11/26	@ATL															
12/3	DET	X		2	5	40.0%	69	0	0	30	69.6	0	0	0.0	0	0
2023 Season		5	0	25	47	53.2%	292	2	3	30	57.4	3	-4	-1.3	0	0
Saints Career		19	10	200	334	59.9%	2,395	20	11	72t	87.7	48	172	3.6	20	1
Career Totals		91	80	1,763	2,882	61.2%	22,132	141	99	72t	87.0	296	1,216	4.1	26	11

49 Zach Wood

Pos.: LS Ht.: 6-3 Wt.: 255 Exp.: 7 College: Southern Methodist



Regular Season Career GP: (110); 2023: (12)

2023 REVIEW: vs. Tennessee (9/10): Handled the snapping duties and recorded one special teams tackle. at Carolina (9/18): Handled the snapping duties in his 100th career game. at Green Bay (9/24): Handled snapping duties. vs. Tampa Bay (10/1): Handled snapping duties and recorded one special teams tackle. at New England (10/8): Handled snapping duties. at Houston (10/15): Handled snapping duties. vs. Jacksonville (10/19): Handled snapping duties. at Indianapolis (10/29): Handled snapping duties. vs. Chicago (11/5): Handled snapping duties. at Minnesota (11/12): Handled snapping duties. Played in his 108th career game on Sunday, moving Wood into a tie with RB Dalton Hilliard and K John Carney for 39th on the club's games played list. at Atlanta (11/26): Handled the snapping duties. vs. Detroit (12/3): Handled snapping duties in his 110th career appearance, moving him into a tie with P Tommy Barnhardt for 36th on the Saints' all-time games played list.

ADDITIONAL STATS: Special Teams Tackles – (2018, 1), (2022, 4), (2023, 2); Total: 7.

27 Isaac Yiadom

Pos.: CB Ht.: 6-1 Wt.: 188 Exp.: 6 College: Boston College



Regular Season Career GP/GS: (82/23); 2023: (12/3)

2023 REVIEW: vs. Tennessee (9/10): Rotated in at CB and on special teams. Recorded one special teams tackle and a pass defense, which led to an interception. at Carolina (9/18): Played on defense and special teams. at Green Bay (9/24): Made first start as a Saint at CB and played on special teams. Recorded five tackles (two solo), a career-best four passes defended and a special teams stop. vs. Tampa Bay (10/1): Rotated in at CB and on special teams. Finished with six tackles (five solo), defended two passes, and had his first interception as Saint.

2023 MINI BIOS & STATS

at New England (10/8): Rotated in at CB and on special teams, recording a special teams tackle. at Houston (10/15): Rotated in at CB and on special teams, recording one solo tackle and one special teams stop. vs. Jacksonville (10/19): Rotated in at CB and appeared on special teams, recording one solo tackle. at Indianapolis (10/29): Rotated in at CB and appeared on special teams, recording one tackle. Downed a third quarter punt at the Colts three-yard line. vs. Chicago (11/5): Rotated in at CB and appeared on special teams. Downed a fourth quarter punt at the Bears two-yard line. at Minnesota (11/12): Rotated in at CB in place of injured Marshon Lattimore and played on special teams. at Atlanta (11/26): Started at CB and appeared on special teams, finishing with one defensive tackle and one coverage stop. vs. Detroit (12/3): Started at CB and appeared on special teams, recording three solo tackles and one coverage stop, to tie his season-career-best (six).

ADDITIONAL STATS: Special Teams Tackles – (2018, 6), (2019, 5), (2020, 1), (2021, 3), (2022, 2), (2023, 6); Total: 26.

CAREER HIGHS: Tackles – 8 (3x), last vs. Tampa Bay (11/2/20); Solo Tackles – 8, at Tampa Bay (11/2/20); Sacks – 0.5, at Washington (11/8/20); Passes Defensed – 4, at Green Bay (9/24/23); Forced Fumbles – 1, at Los Angeles Rams (10/4/20); Interceptions – 1 (2x), vs. Los Angeles Chargers (12/30/18) and vs. Tampa Bay (10/1/23).

27 CB Isaac Yiadom												
Date	Opp.	GP	ST	Solo	Ast	Total	Sack/Yds	INT/Yds	PD	FF	FR	
9/10	TEN	X		0	0	0	0.0	0.0	0	0	1	0
9/18	@CAR	X		0	0	0	0.0	0.0	0	0	0	0
9/24	@GB	X	X	2	3	5	0.0	0.0	0	0	4	0
10/1	TB	X		5	1	6	0.0	0.0	1	0	2	0
10/8	@NE	X		0	0	0	0.0	0.0	0	0	0	0
10/15	@HOU	X		1	0	1	0.0	0.0	0	0	0	0
10/19	JAX	X		1	0	1	0.0	0.0	0	0	0	0
10/29	@IND	X		0	1	1	0.0	0.0	0	0	0	0
11/5	CHI	X		0	0	0	0.0	0.0	0	0	0	0
11/12	@MIN	X		0	0	0	0.0	0.0	0	0	0	0
11/26	@ATL	X	X	0	1	1	0.0	0.0	0	0	0	0
12/3	DET	X	X	3	0	3	0.0	0.0	0	0	0	0
2023 Season		12	3	12	6	18	0.0	0.0	1	0	7	0
Saints Career		18	3	12	6	18	0.0	0.0	1	0	7	0
Career Totals		82	23	88	37	125	0.5	7.5	2	4	19	1

67 Landon Young

Pos.: T Ht.: 6-7 Wt.: 321 Exp.: 3 College: Kentucky



Regular Season Career GP/GS: (35/4); 2023: (9/1)

2023 REVIEW: vs. Tennessee (9/10): Played on special teams. at Carolina (9/18): Played on offense and special teams. at Green Bay (9/24): Played at T in the jumbo package and on special teams. vs. Tampa Bay (10/1): Played at T in jumbo package and on special teams. at New England (10/8): Inactive (hip). at Houston (10/15): Inactive (hip). vs. Jacksonville (10/19): Inactive (hip). at Indianapolis (10/29): Rotated in at T in the jumbo package and Played on special teams in his return from injury. vs. Chicago (11/5): Rotated in at T in the jumbo package and saw action on special teams. at Minnesota (11/12): Rotated in at T in the jumbo package and saw action on special teams. at Atlanta (11/26): Started at T in the jumbo package and saw action on special teams. vs. Detroit (12/3): Rotated in on offense at LT, in the jumbo package at T, and saw action on special teams.



DETROIT LIONS AT NEW ORLEANS SAINTS

DECEMBER 3, 2023 • CAESARS SUPERDOME • NEW ORLEANS, LA • 12:00 PM CT



DETROIT LIONS

No.	NAME	Pos.
1	CAM SUTTON	CB
3	JACK FOX	P
5	DAVID MONTGOMERY	RB
6	IFEATU MELIFONWU	S
8	JOSH REYNOLDS	WR
9	JAMESON WILLIAMS	WR
10	TEDDY BRIDGEWATER	QB
11	KALIF RAYMOND	WR
13	CRAIG REYNOLDS	RB
14	AMON-RA ST. BROWN	WR
16	JARED GOFF	QB
19	DONOVAN PEOPLES-JONES	WR
21	TRACY WALKER	S
23	JERRY JACOBS	CB
24	STEVEN GILMORE	CB
25	WILL HARRIS	CB
26	JAHYMYR GIBBS	RB
27	CHASE LUCAS	CB
30	KHALIL DORSEY	CB
31	KERBY JOSEPH	S
32	BRIAN BRANCH	DB
34	ALEX ANZALONE	LB
36	RILEY PATTERSON	K
42	JALEN REEVES-MAYBIN	LB
43	JAKE McQUAIDE	LS
44	MALCOLM RODRIGUEZ	LB
46	JACK CAMPBELL	LB
53	CHARLES HARRIS	DL
54	ALIM McNEILL	DL
55	DERRICK BARNES	LB
57	ANTHONY PITTMAN	LB
58	PENEI SEWELL	T
59	TREVOR NOWASKE	LB
60	GRAHAM GLASGOW	OL
68	TAYLOR DECKER	T
70	DAN SKIPPER	T
73	JONAH JACKSON	G
74	KAYODE AWOSIKA	G
75	COLBY SORSDAL	OL
77	FRANK RAGNOW	C
79	JOHN COMINSKY	DL
80	ANTOINE GREEN	WR
82	JAMES MITCHELL	TE
87	SAM LaPORTA	TE
89	BROCK WRIGHT	TE
91	LEVI ONWUZURIKE	DL
93	JOSH PASCHAL	DL
94	BENITO JONES	DL
95	ROMEO OKWARA	DL
96	ISAIAH BUGGS	DL
97	AIDAN HUTCHINSON	DL
98	BRODRIC MARTIN	DL
99	JULIAN OKWARA	LB

LIONS PRACTICE SQUAD

15	MAURICE ALEXANDER	WR
17	MICHAEL BADGLEY	K
18	DAVID BLOUGH	QB
29	KINDLE VILDOR	CB
39	JERMAR JEFFERSON	RB
40	BRANDON JOSEPH	S
50	MITCHELL AGUDE	LB
51	BRUCE IRVIN	DL
52	RAYMOND JOHNSON III	DL
62	MICHAEL NIESE	OL
63	MAX PIRCHER	T
71	MICHAEL SCHOFIELD III	OL
76	CONNOR GALVIN	OL
84	DAURICE FOUNTAIN	WR
85	TOM KENNEDY	WR
86	ANTHONY FIRKSER	TE
90	QUINTON BOHANNA	DL

SAINTS defense

RDE	96	CARL GRANDERSON	55	<u>Isaiah Foskey</u>	91	Kyle Phillips
DT	99	KHALEN SAUNDERS	97	Malcolm Roach		
DT	93	NATHAN SHEPHERD	90	<u>Bryan Bresee</u>		
LDE	94	CAMERON JORDAN	92	Tanoh Kpassagnon		
WILL	20	PETE WERNER	45	Nephi Sewell		
MLB	56	DEMARIO DAVIS	52	D'Marco Jackson		
SAM	53	ZACK BAUN	42	Ty Summers		
LCB	29	PAULSON ADEBO	11	Cameron Dantzler Sr.		
SS	6	MARCUS MAYE	31	<u>Jordan Howden</u>	48	J.T. Gray
					24	Johnathan Abram
FS	32	TYRANN MATHIEU	28	Lonnie Johnson Jr.	0	Ugo Amadi
RCB	27	ISAAC YIADOM	1	Alontae Taylor		

LIONS offense

WR	11	KALIF RAYMOND	80	<u>Antoine Green</u>		
WR	14	AMON-RA ST. BROWN	19	Donovan Peoples-Jones		
LT	68	TAYLOR DECKER	70	Dan Skipper		
LG	73	JONAH JACKSON	74	Kayode Awosika		
C	77	FRANK RAGNOW	60	Graham Glasgow		
RG	60	GRAHAM GLASGOW				
RT	58	PENEI SEWELL	75	<u>Colby Sorsdal</u>		
TE	87	<u>SAM LaPORTA</u>	89	Brock Wright	82	James Mitchell
WR	8	JOSH REYNOLDS	9	Jameson Williams		
QB	16	JARED GOFF	10	Teddy Bridgewater		
RB	5	DAVID MONTGOMERY	26	<u>Jahmyr Gibbs</u>	13	Craig Reynolds

LIONS specialists

K	36	RILEY PATTERSON		
H	3	JACK FOX		
P	3	JACK FOX		
LS	43	JAKE McQUAIDE		
PR	11	KALIF RAYMOND		
KR	30	KHALIL DORSEY	13	Craig Reynolds

LIONS pronunciations

LB Alex Anzalone (anne-zuh-LOAN-ee)	LB Julian Okwara (OAK-wara)
G Kayode Awosika (KY-o-deh Ow-woah-SHE-kah)	DL Romeo Okwara (OAK-wara)
CB Khalil Dorsey (kuh-LIL)	DL Levi Onwuzurike (own-zur-EE-kay)
RB Jahmyr Gibbs (JAH-meer)	DL Josh Paschal (PASS-skull)
DL Alim McNeill (ah-LEEM)	WR Kalif Raymond (CAH-leaf)
LS Jake McQuaide (Mc-KWAYD)	T Penei Sewell (peh-NAY)
S Ifeatu Melifonwu (eh-FAH-too mel-eh-FON-woo)	WR Amon-Ra St. Brown (ahmon-RAH)

SAINTS offense

WR	17	<u>A.T. PERRY</u>	18	Keith Kirkwood		
LT	75	ANDRUS PEAT	70	Trevor Penning	67	Landon Young
LG	74	JAMES HURST	64	<u>Nick Saldiveri</u>		
C	78	ERIK McCOY	73	Max Garcia		
RG	51	CESAR RUIZ	64	<u>Nick Saldiveri</u>		
RT	71	RYAN RAMCZYK	67	Landon Young		
TE	83	JUWAN JOHNSON	87	Foster Moreau	80	Jimmy Graham
WR	12	CHRIS OLAVE	18	Keith Kirkwood		
QB	4	DEREK CARR	2	Jameis Winston	7	Taysom Hill
					3	<u>Jake Haener</u>
WR	22	RASHID SHAHEED	5	Lynn Bowden Jr.		
RB	41	ALVIN KAMARA	21	Jamaal Williams	25	<u>Kendre Miller</u>

LIONS defense

DE	79	JOHN COMINSKY	93	Josh Paschal	53	Charles Harris
DT	54	ALIM McNEILL	91	Levi Onwuzurike		
DT	94	BENITO JONES	96	Isaiah Buggs	98	<u>Brodrick Martin</u>
DE	97	AIDAN HUTCHINSON	99	Julian Okwara	95	Romeo Okwara
LB	55	DERRICK BARNES	46	<u>Jack Campbell</u>	57	Anthony Pittman
					59	<u>Trevor Nowaske</u>
LB	34	ALEX ANZALONE	44	Malcolm Rodriguez	42	Jalen Reeves-Maybin
CB	1	CAM SUTTON	30	Khalil Dorsey	24	<u>Steven Gilmore</u>
CB	23	JERRY JACOBS	27	Chase Lucas		
NCB	32	<u>BRIAN BRANCH</u>	25	Will Harris		
S	21	TRACY WALKER	6	Ifeatu Melifonwu		
S	31	KERBY JOSEPH				

SAINTS specialists

P	39	<u>LOU HEDLEY</u>		
K	19	<u>BLAKE GRUPE</u>		
KO	19	<u>BLAKE GRUPE</u>		
LS	49	ZACH WOOD		
H	39	<u>LOU HEDLEY</u>		
PR	22	RASHID SHAHEED		
KR	22	RASHID SHAHEED		

NEW ORLEANS SAINTS

No.	NAME	Pos.
0	UGO AMADI	S
1	ALONTAE TAYLOR	CB
2	JAMEIS WINSTON	QB
3	JAKE HAENER	QB
4	DEREK CARR	QB
5	LYNN BOWDEN JR.	WR
6	MARCUS MAYE	S
7	TAYSOM HILL	QB
11	CAMERON DANTZLER SR.	DB
12	CHRIS OLAVE	WR
17	A.T. PERRY	WR
18	KEITH KIRKWOOD	WR
19	BLAKE GRUPE	K
20	PETE WERNER	LB
21	JAMAAL WILLIAMS	RB
22	RASHID SHAHEED	WR/RS
24	JOHNATHAN ABRAM	S
25	KENDRE MILLER	RB
27	ISAAC YIADOM	CB
28	LONNIE JOHNSON JR.	CB
29	PAULSON ADEBO	CB
31	JORDAN HOWDEN	DB
32	TYRANN MATHIEU	S
39	LOU HEDLEY	P
41	ALVIN KAMARA	RB
42	TY SUMMERS	LB
45	NEPHI SEWELL	LB
48	J.T. GRAY	DB
49	ZACH WOOD	LS
51	CESAR RUIZ	C/G
52	D'MARCO JACKSON	LB
53	ZACK BAUN	LB
55	ISAIAH FOSKEY	DE
56	DEMARIO DAVIS	LB
64	NICK SALDIVERI	OL
67	LONDON YOUNG	T
70	TREVOR PENNING	T
71	RYAN RAMCZYK	T
73	MAX GARCIA	G
74	JAMES HURST	OL
75	ANDRUS PEAT	G/T
78	ERIK McCOY	C/G
80	JIMMY GRAHAM	TE
83	JUWAN JOHNSON	TE
87	FOSTER MOREAU	TE
90	BRYAN BRESEE	DT
91	KYLE PHILLIPS	DE
92	TANO H KPASSAGNON	DE
93	NATHAN SHEPHERD	DT
94	CAMERON JORDAN	DE
96	CARL GRANDERSON	DE
97	MALCOLM ROACH	DL
99	KHALEN SAUNDERS	DT

SAINTS PRACTICE SQUAD

10	MARQUEZ CALLAWAY	WR
14	AUSTIN SEIBERT	K
26	DANIEL SORENSEN	S
30	FAION HICKS	DB
33	JORDAN MIMS	RB
38	SHEMAR JEAN-CHARLES	DB
46	ADAM PRENTICE	FB
57	NIKO LALOS	DE
58	ANFERNEE ORJI	LB
62	TOMMY KRAEMER	G
68	MARK EVANS II	OL
77	CAMERON ERVING	T
85	JONTRE KIRKLIN	WR
86	MICHAEL JACOBSON	TE
89	TOMMY HUDSON	TE
95	JACK HEFLIN	DT

Underlined = Rookie

GAME OFFICIALS



Referee: Clay Martin (19); Umpire: James Carter II (73); Down Judge: Jerod Phillips (6); Line Judge: Greg Bradley (98); Field Judge: Alonzo Ramsey III (80); Side Judge: Dave Hawkshaw (107); Back Judge: Greg Wilson (119); Replay Official: Brian Matoren; Replay Assistant: Bryant Thompson.

SAINTS pronunciations

CB Paulson Adebo (uh-DEE-boh)	TE Foster Moreau (Muh-ROH)
DB Ugo Amadi (ooh-go ah-MAH-dee)	WR Chris Olave (O-LAH-vay)
LB Zack Baun (BAWN)	G/T Andrus Peat (ANN-druss / PEET)
DT Bryan Bresee (bruh-ZEE)	T Ryan Ramczyk (Ram-check)
LB Demario Davis (duh-MAR-ee-oh)	C/G Cesar Ruiz (Caesar Roo-ease)
DE Isaiah Foskey (FAW-skee)	DT Khalel Saunders (KAWL-en)
K Blake Grupe (GROOP-ee)	LB Nephi Sewell (NEE-fy / SOO-uhl)
QB Jake Haener (HAY-ner)	WR Rashid Shaheed (rah-SHEED / shah-HEED)
RB Alvin Kamara (Kuh-MAIR-Uh)	CB Alontae Taylor (uh-LAWN-tay)
DE Tanoh Kpassagnon (Tawn-oh / Pass-en-yoh)	CB Isaac Yiadom (YEAH-dumm)
S Tyrann Mathieu (Ty-ren / MATH-you)	

DETROIT LIONS		
No.	NAME	Pos.
34	ANZALONE, ALEX	LB
74	AWOSIKA, KAYODE	G
55	BARNES, DERRICK	LB
32	BRANCH, BRIAN	DB
10	BRIDGEWATER, TEDDY	QB
96	BUGGS, ISAIAH	DL
46	CAMPBELL, JACK	LB
79	COMINSKY, JOHN	DL
68	DECKER, TAYLOR	T
30	DORSEY, KHALIL	CB
3	FOX, JACK	P
26	GIBBS, JAHMYR	RB
24	GILMORE, STEVEN	CB
60	GLASGOW, GRAHAM	OL
16	GOFF, JARED	QB
80	GREEN, ANTOINE	WR
53	HARRIS, CHARLES	DL
25	HARRIS, WILL	CB
97	HUTCHINSON, AIDAN	DL
73	JACKSON, JONAH	G
23	JACOBS, JERRY	CB
94	JONES, BENITO	DL
31	JOSEPH, KERBY	S
87	LAпорта, SAM	TE
27	LUCAS, CHASE	CB
98	MARTIN, BRODRIC	DL
54	McNEILL, ALIM	DL
43	McQUAIDE, JAKE	LS
6	MELIFONWU, IFEATU	S
82	MITCHELL, JAMES	TE
5	MONTGOMERY, DAVID	RB
59	NOWASKE, TREVOR	LB
99	OKWARA, JULIAN	LB
95	OKWARA, ROMEO	DL
91	ONWUZURIKE, LEVI	DL
93	PASCHAL, JOSH	DL
36	PATTERSON, RILEY	K
19	PEOPLES-JONES, DONOVAN	WR
57	PITTMAN, ANTHONY	LB
77	RAGNOW, FRANK	C
11	RAYMOND, KALIF	WR
42	REEVES-MAYBIN, JALEN	LB
13	REYNOLDS, CRAIG	RB
8	REYNOLDS, JOSH	WR
44	RODRIGUEZ, MALCOLM	LB
58	SEWELL, PENEI	T
70	SKIPPER, DAN	T
75	SORSDAL, COLBY	OL
14	ST. BROWN, AMON-RA	WR
1	SUTTON, CAM	CB
21	WALKER, TRACY	S
9	WILLIAMS, JAMESON	WR
89	WRIGHT, BROCK	TE



LIONS PRACTICE SQUAD		
50	AGUDE, MITCHELL	LB
15	ALEXANDER, MAURICE	WR
17	BADGLEY, MICHAEL	K
18	BLOUGH, DAVID	QB
90	BOHANNA, QUINTON	DL
86	FIRKSER, ANTHONY	TE
84	FOUNTAIN, DAURICE	WR
76	GALVIN, CONNOR	OL
51	IRVIN, BRUCE	DL
39	JEFFERSON, JERMAR	RB
52	JOHNSON III, RAYMOND	DL
40	JOSEPH, BRANDON	S
85	KENNEDY, TOM	WR
62	NIESE, MICHAEL	OL
63	PIRCHER, MAX	T
71	SCHOFIELD III, MICHAEL	OL
29	VILDOR, KINDLE	CB

DETROIT LIONS									
No.	Name	Pos.	Ht.	Wt.	Age	Exp.	College	H.S. Hometown	
1	Cam Sutton	CB	5-11	180	28	7	Tennessee	Jonesboro, Ga.	
3	Jack Fox	P	6-2	218	27	4	Rice	St. Louis, Mo.	
5	David Montgomery	RB	5-11	224	26	5	Iowa State	Cincinnati, Ohio	
6	Ifeatu Melifonwu	S	6-3	210	24	3	Syracuse	South Grafton, Mass.	
8	Josh Reynolds	WR	6-3	194	28	7	Texas A&M	San Antonio, Texas	
9	Jameson Williams	WR	6-1	180	22	2	Alabama	St. Louis, Mo.	
10	Teddy Bridgewater	QB	6-2	212	31	10	Louisville	Miami, Fla.	
11	Kalif Raymond	WR	5-8	180	29	7	Holy Cross	Lawrenceville, Ga.	
13	Craig Reynolds	RB	5-11	216	27	4	Kutztown	Willow Grove, Pa.	
14	Amon-Ra St. Brown	WR	6-0	202	24	3	Southern California	Anaheim Hills, Calif.	
16	Jared Goff	QB	6-4	217	29	8	California	Novato, Calif.	
19	Donovan Peoples-Jones	WR	6-2	204	24	4	Michigan	Detroit, Mich.	
21	Tracy Walker	S	6-1	206	28	6	Louisiana-Lafayette	Brunswick, Ga.	
23	Jerry Jacobs	CB	5-11	203	26	3	Arkansas	Atlanta, Ga.	
24	Steven Gilmore	CB	6-0	174	24	R	Marshall	Rock Hill, S.C.	
25	Will Harris	CB	6-1	206	27	5	Boston College	Suwanee, Ga.	
26	Jahmyr Gibbs	RB	5-9	200	21	R	Alabama	Dalton, Ga.	
27	Chase Lucas	CB	5-11	184	26	2	Arizona State	Chandler, Ariz.	
30	Khalil Dorsey	CB	5-8	185	25	2	Northern Arizona	Ontario, Calif.	
31	Kerby Joseph	S	6-1	203	23	2	Illinois	Orlando, Fla.	
32	Brian Branch	DB	6-0	203	22	R	Alabama	Fayetteville, Ga.	
34	Alex Anzalone	LB	6-3	238	29	7	Florida	Wyomissing, Pa.	
36	Riley Patterson	K	6-0	195	24	3	Memphis	Edwardsville, Ill.	
42	Jalen Reeves-Maybin	LB	6-1	226	28	7	Tennessee	Clarksville, Tenn.	
43	Jake McQuaide	LS	6-2	235	36	13	Ohio State	Cincinnati, Ohio	
44	Malcolm Rodriguez	LB	5-11	234	24	2	Oklahoma State	Wagoner, Okla.	
46	Jack Campbell	LB	6-5	243	23	R	Iowa	Cedar Falls, Iowa	
53	Charles Harris	DL	6-3	250	28	7	Missouri	Kansas City, Mo.	
54	Alim McNeill	DL	6-2	315	23	3	North Carolina State	Raleigh, N.C.	
55	Derrick Barnes	LB	6-0	240	24	3	Purdue	Covington, Ky.	
57	Anthony Pittman	LB	6-3	242	26	3	Wayne State	Birmingham, Mich.	
58	Penei Sewell	T	6-5	335	23	3	Oregon	Malaeimi, American Samoa	
59	Trevor Nowaske	LB	6-3	235	25	R	Saginaw Valley State	Canton, Mich.	
60	Graham Glasgow	OL	6-6	315	31	8	Michigan	Aurora, Ill.	
68	Taylor Decker	T	6-7	318	30	8	Ohio State	Vandalia, Ohio	
70	Dan Skipper	T	6-9	330	29	3	Arkansas	Arvada, Colo.	
73	Jonah Jackson	G	6-4	311	26	4	Ohio State	Media, Pa.	
74	Kayode Awosika	G	6-3	315	25	3	Buffalo	Maple Grove, Minn.	
75	Colby Sorsdal	OL	6-6	315	23	R	William & Mary	Pittsburgh, Pa.	
77	Frank Ragnow	C	6-5	310	27	6	Arkansas	Victoria, Minn.	
79	John Cominsky	DL	6-5	285	27	5	Charleston (W. Va.)	Barberton, Ohio	
80	Antoine Green	WR	6-2	199	24	R	North Carolina	Rockledge, Fla.	
82	James Mitchell	TE	6-4	246	24	2	Virginia Tech	Big Stone Gap, Va.	
87	Sam LaPorta	TE	6-3	245	22	R	Iowa	Highland, Ill.	
89	Brock Wright	TE	6-5	250	24	3	Notre Dame	Cypress, Texas	
91	Levi Onwuzurike	DL	6-3	290	25	3	Washington	Allen, Texas	
93	Josh Paschal	DL	6-3	274	23	2	Kentucky	Prince George's County, Md.	
94	Benito Jones	DL	6-1	335	25	3	Mississippi	Waynesboro, Miss.	
95	Romeo Okwara	DL	6-4	255	28	8	Notre Dame	Charlotte, N.C.	
96	Isaiah Buggs	DL	6-3	335	27	5	Alabama	Ruston, La.	
97	Aidan Hutchinson	DL	6-7	268	23	2	Michigan	Plymouth, Mich.	
98	Brodric Martin	DL	6-5	330	24	R	Western Kentucky	Tuscaloosa, Ala.	
99	Julian Okwara	LB	6-4	239	25	4	Notre Dame	Charlotte, N.C.	

• HEAD COACH: DAN CAMPBELL
Assistant Coaches: **Scottie Montgomery** (Assistant Head Coach/Running Backs); **Ben Johnson** (Offensive Coordinator); **Aaron Glenn** (Defensive Coordinator); **Dave Fipp** (Special Teams Coordinator); **J.T. Barrett** (Assistant Quarterbacks); **Wayne Blair** (Defensive Quality Control); **Dre Bly** (Cornerbacks); **Mark Brunell** (Quarterbacks); **David Corrao** (Defensive Assistant/Outside Linebackers); **Cameron Davis** (Assistant Defensive Line); **Brian Duker** (Defensive Backs); **Tanner Engstrand** (Passing Game Coordinator); **John Fox** (Senior Defensive Assistant); **Hank Fraley** (Offensive Line); **Shaun Dion Hamilton** (Assistant Linebackers); **Steve Heiden** (Tight Ends); **Jim Hostler** (Senior Offensive Assistant); **Jett Modkins** (Assistant Special Teams); **Steve Oliver** (Assistant Offensive Line); **Antwan Randle El** (Wide Receivers); **Seth Ryan** (Assistant Wide Receivers); **John Scott Jr.** (Defensive Line); **Kelvin Sheppard** (Linebackers); **Dre Thompson** (WCF Minority Coaching Assistant/Defensive Quality Control); **Mike Clark** (Director of Sports Performance); **Jill Costanza** (Director of Sports Science); **Josh Schuler** (Head Strength & Conditioning); **Corey Smith** (Assistant Strength & Conditioning); **EJ Hibbler** (Strength & Conditioning Assistant).

New Orleans Saints								
No.	Name	Pos.	Ht.	Wt.	Age	Exp.	College	H.S. Hometown
0	Ugo Amadi	S	5-9	201	26	5	Oregon	Nashville, Tenn.
1	Alontae Taylor	CB	6-1	199	25	2	Tennessee	Manchester, Tenn.
2	Jameis Winston	QB	6-4	231	29	9	Florida State	Hueytown, Ala.
3	Jake Haener	QB	6-1	200	24	R	Fresno State	Danville, Calif.
4	Derek Carr	QB	6-3	215	32	10	Fresno State	Bakersfield, Calif.
5	Lynn Bowden Jr.	WR	6-1	204	26	3	Kentucky	Warren, Ohio
6	Marcus Maye	S	6-0	207	30	7	Florida	Melbourne, Fla.
7	Taysom Hill	QB	6-2	221	33	7	Brigham Young	Pocatello, Idaho
11	Cameron Dantzler Sr.	DB	6-2	188	25	4	Mississippi State	Hammond, La.
12	Chris Olave	WR	6-0	187	23	2	Ohio State	San Marcos, Calif.
17	A.T. Perry	WR	6-5	205	24	R	Wake Forest	Lake Worth, Fla.
18	Keith Kirkwood	WR	6-3	210	28	4	Temple	Neptune Township, N.J.
19	Blake Grupe	K	5-7	156	25	R	Notre Dame	Sedalia, Mo.
20	Pete Werner	LB	6-3	242	25	3	Ohio State	Indianapolis, Ind.
21	Jamaal Williams	RB	6-0	224	28	7	Brigham Young	Fontana, Calif.
22	Rashid Shaheed	WR/RS	6-0	180	25	2	Weber State	San Diego, Calif.
24	Johnathan Abram	S	6-0	205	27	5	Mississippi State	Columbia, Miss.
25	Kendre Miller	RB	6-0	220	21	R	TCU	Mount Enterprise, Texas
27	Isaac Yiadom	CB	6-1	188	27	6	Boston College	Worcester, Mass.
28	Lonnie Johnson Jr.	CB	6-2	213	28	5	Kentucky	Gary, Ind.
29	Paulson Adebo	CB	6-1	192	24	3	Stanford	Mansfield, Texas
31	Jordan Howden	DB	6-0	209	23	R	Minnesota	San Diego, Calif.
32	Tyrann Mathieu	S	5-9	190	31	11	LSU	New Orleans, La.
39	Lou Hedley	P	6-4	220	30	R	Miami (Fla.)	Mandurah, Au.
41	Alvin Kamara	RB	5-10	215	28	7	Tennessee	Atlanta, Ga.
42	Ty Summers	LB	6-1	241	27	5	TCU	San Antonio, Texas
45	Nephi Sewell	LB	6-0	228	24	1	Utah	St. George, Utah
48	J.T. Gray	DB	6-0	202	27	6	Mississippi State	Clarksdale, Miss.
49	Zach Wood	LS	6-3	255	30	7	Southern Methodist	Rowlett, Texas
51	Cesar Ruiz	C/G	6-4	316	24	4	Michigan	Camden, N.J.
52	D'Marco Jackson	LB	6'1	233	25	2	Appalachian State	Spartanburg, S.C.
53	Zack Baun	LB	6-3	225	26	4	Wisconsin	Brown Deer, Wis.
55	Isaiah Foskey	DE	6-5	265	23	R	Notre Dame	Concord, Calif.
56	Demario Davis	LB	6-2	248	34	12	Arkansas State	Brandon, Miss.
64	Nick Saldiveri	OL	6-6	316	23	R	Old Dominion	Monroe. N.C.
67	Landon Young	T	6-7	321	26	3	Kentucky	Lexington, Ky.
70	Trevor Penning	T	6-7	325	24	2	Northern Iowa	Mason City, Iowa
71	Ryan Ramczyk	T	6-6	314	29	7	Wisconsin	Stevens Point, Wis.
73	Max Garcia	G	6-4	309	32	9	Florida	Norcross, Ga.
74	James Hurst	OL	6-5	310	31	10	North Carolina	Plainfield, Ind.
75	Andrus Peat	G/T	6-7	316	30	9	Stanford	Tempe, Ariz.
78	Erik McCoy	C/G	6-4	303	26	5	Texas A&M	Lufkin, Texas
80	Jimmy Graham	TE	6-7	265	37	13	Miami (Fla.)	Goldsboro, N.C.
83	Juwan Johnson	TE	6-4	231	27	4	Oregon	Glassboro, N.J.
87	Foster Moreau	TE	6-4	250	26	5	LSU	New Orleans, La.
90	Bryan Bresee	DT	6-5	305	22	R	Clemson	Damascus, Md.
91	Kyle Phillips	DE	6-4	277	26	4	Tennessee	Nashville, Tenn.
92	Tanoh Kpassagnon	DE	6-7	289	29	7	Villanova	Ambler, Pa.
93	Nathan Shepherd	DT	6-4	315	30	6	Fort Hays State	Ajax, Ontario, Canada
94	Cameron Jordan	DE	6-4	287	34	13	California	Chandler, Ariz.
96	Carl Granderson	DE	6-5	261	26	5	Wyoming	Sacramento, Calif.
97	Malcolm Roach	DL	6-3	290	25	4	Texas	Baton Rouge, La.
99	Khalen Saunders	DT	6-0	324	27	5	Western Illinois	St. Louis, Mo.

National Football League Game Summary

NFL Copyright © 2023 by The National Football League. All rights reserved. This summary and play-by-play is for the express purpose of assisting media in their coverage of the game; any other use of this material is prohibited without the written permission of the National Football League.

Date: Sunday, 12/3/2023

Detroit Lions at New Orleans Saints

Start Time: 12:03 PM CST

at Caesars Superdome, New Orleans, LA

Game Day Weather

Game Weather: Partly Cloudy

Temp: 65° F (18.3° C) Humidity: 84%, Wind: NW 6 mph

Closed Stadium on UBU Speed Series S5 Turf

Outdoor Weather: Partly Cloudy

Officials

Referee: Martin, Clay (19)

Umpire: Carter II, James (183)

Down Judge: Phillips, Jerod (6)

Line Judge: Bradley, Greg (98)

Field Judge: Ramsey III, Alonzo (80)

Side Judge: Hawkshaw, Dave (107)

Back Judge: Wilson, Greg (119)

Replay Official: Matoren, Brian (0)

Lineups

Detroit Lions				New Orleans Saints			
Offense		Defense		Offense		Defense	
WR	8 J.Reynolds	DE	97 A.Hutchinson	TE	83 J.Johnson	DE	96 C.Granderson
TE	87 S.LaPorta	DL	54 A.McNeill	TE	87 F.Moreau	DT	99 K.Saunders
LT	68 T.Decker	DL	90 Q.Bohanna	LT	75 A.Peat	DT	93 N.Shepherd
LG	73 J.Jackson	DE	79 J.Cominsky	LG	74 J.Hurst	DE	94 C.Jordan
C	77 F.Ragnow	LB	44 M.Rodriguez	C	78 E.McCoy	LB	56 D.Davis
RG	60 G.Glasgow	LB	46 J.Campbell	RG	51 C.Ruiz	SAM	53 Z.Baun
RT	58 P.Sewell	LB	55 D.Barnes	RT	71 R.Ramczyk	DB	31 J.Howden
WR	14 A.St. Brown	DB	32 B.Branch	WR	17 A.Perry	CB	27 I.Yiadam
WR	9 J.Williams	CB	1 C.Sutton	WR	12 C.Olave	CB	29 P.Adebo
QB	16 J.Goff	CB	23 J.Jacobs	QB	4 D.Carr	CB	1 A.Taylor
RB	5 D.Montgomery	S	31 K.Joseph	RB	41 A.Kamara	S	32 T.Mathieu

Substitutions

P 3 J.Fox, S 6 I.Melifonwu, WR 11 K.Raymond, RB 13 C.Reynolds, WR 19 D.Peoples-Jones, S 21 T.Walker, CB 25 W.Harris, RB 26 J.Gibbs, CB 27 C.Lucas, CB 30 K.Dorsey, K 36 R.Patterson, LB 42 J.Reeves-Maybin, LS 43 J.McQuaide, DL 51 B.Irvin, DL 53 C.Harris, LB 57 A.Pittman, LB 59 T.Nowaske, T 70 D.Skipper, G 74 K.Awosika, OL 75 C.Sorsdal, TE 82 J.Mitchell, TE 89 B.Wright, DL 93 J.Paschal, DL 94 B.Jones, DL 95 R.Okwara

Substitutions

S 0 U.Amadi, QB 2 J.Winston, RB 5 L.Bowden, QB 7 T.Hill, WR 10 M.Callaway, WR 18 K.Kirkwood, K 19 B.Grupe, RB 21 J.Williams, S 24 J.Abram, CB 28 L.Johnson, P 39 L.Hedley, LB 42 T.Summers, LB 45 N.Sewell, FB 46 A.Prentice, DB 48 J.Gray, LS 49 Z.Wood, LB 52 D.Jackson, DE 55 I.Foskey, T 67 L.Young, OT 70 T.Penning, G 73 M.Garcia, TE 80 J.Graham, DT 90 B.Bresee, DE 92 T.Kpassagnon, DL 97 M.Roach

Did Not Play

QB 10 T.Bridgewater

Did Not Play

DE 91 K.Phillips

Not Active

CB 24 S.Gilmore, LB 34 A.Anzalone, WR 80 A.Green, DL 91 L.Onwuzurike, DL 96 I.Buggs, DL 98 B.Martin, LB 99 J.Okwara

Not Active

QB 3 J.Haener, S 6 M.Maye, CB 11 C.Dantzler, LB 20 P.Werner, WR/RS 22 R.Shaheed, RB 25 K.Miller, OL 64 N.Saldiveri

Field Goals (made () & missed)

R.Patterson (26) (32)

		1	2	3	4	OT	Total
VISITOR:	Detroit Lions	21	3	3	6	0	33
HOME:	New Orleans Saints	0	7	14	7	0	28

Scoring Plays

Team	Qtr	Time	Play Description (Extra Point) (Drive Info)	Visitor	Home
Lions	1	11:15	D.Montgomery 2 yd. run (R.Patterson kick) (7-80, 3:45)	7	0
Lions	1	10:24	S.LaPorta 13 yd. pass from J.Goff (R.Patterson kick) (3-17, 0:40)	14	0
Lions	1	8:15	A.St. Brown 25 yd. pass from J.Goff (R.Patterson kick) (3-54, 1:19)	21	0
Saints	2	9:08	J.Graham 6 yd. pass from D.Carr (B.Grupe kick) (13-84, 6:39)	21	7
Lions	2	0:08	R.Patterson 26 yd. Field Goal (12-62, 5:16)	24	7
Saints	3	10:04	A.Kamara 2 yd. run (B.Grupe kick) (10-75, 4:56)	24	14
Saints	3	4:34	T.Hill 1 yd. run (B.Grupe kick) (7-62, 3:37)	24	21
Lions	3	0:00	R.Patterson 32 yd. Field Goal (7-65, 4:34)	27	21
Lions	4	14:07	J.Williams 19 yd. run (pass failed) (2-26, 0:49)	33	21

National Football League Game Summary

NFL Copyright © 2023 by The National Football League. All rights reserved. This summary and play-by-play is for the express purpose of assisting media in their coverage of the game; any other use of this material is prohibited without the written permission of the National Football League.

Saints	4	7:30	A.Kamara 1 yd. run (B.Grupe kick) (12-75, 6:37)	33	28
Paid Attendance: 70,003				Time: 3:09	

Final Individual Statistics

Detroit Lions

RUSHING	ATT	YDS	AVG	LG	TD
J.Gibbs	8	60	7.5	36	0
D.Montgomery	18	56	3.1	13	1
J.Williams	1	19	19.0	19	1
K.Raymond	1	9	9.0	9	0
J.Goff	2	-2	-1.0	-1	0
Total	30	142	4.7	36	2

PASSING	ATT	CMP	YDS	SK/YD	TD	LG	IN	RT
J.Goff	25	16	213	1/8	2	48	0	117.6
Total	25	16	213	1/8	2	48	0	117.6

PASS RECEIVING	TAR	REC	YDS	AVG	LG	TD
S.LaPorta	9	9	140	15.6	48	1
A.St. Brown	6	2	49	24.5	25	1
J.Reynolds	3	1	12	12.0	12	0
J.Williams	1	1	11	11.0	11	0
B.Wright	1	1	8	8.0	8	0
D.Montgomery	2	1	-1	-1.0	-1	0
J.Gibbs	2	1	-6	-6.0	-6	0
D.Peoples-Jones	1	0	0	0.0	0	0
Total	25	16	213	13.3	48	2

INTERCEPTIONS	NO	YDS	AVG	LG	TD
B.Branch	1	13	13.0	13	0
Total	1	13	13.0	13	0

PUNTING	NO	YDS	AVG	NET	TB	IN20	LG
J.Fox	5	254	50.8	44.8	0	1	60
Total	5	254	50.8	44.8	0	1	60

PUNT RETURNS	NO	YDS	AVG	FC	LG	TD
K.Raymond	2	13	6.5	1	11	0
[TOUCHBACK]	1	0	0.0	0	0	0
Total	2	13	6.5	1	11	0

KICKOFF RETURNS	NO	YDS	AVG	FC	LG	TD
K.Dorsey	3	58	19.3	0	22	0
[TOUCHBACK]	2	0	0.0	0	0	0
Total	3	58	19.3	0	22	0

New Orleans Saints

RUSHING	ATT	YDS	AVG	LG	TD
T.Hill	13	59	4.5	21	1
A.Kamara	14	51	3.6	16	2
J.Williams	5	10	2.0	4	0
D.Carr	2	-1	-0.5	0	0
L.Bowden	2	-6	-3.0	4	0
Total	36	113	3.1	21	3

PASSING	ATT	CMP	YDS	SK/YD	TD	LG	IN	RT
D.Carr	22	17	226	2/18	1	33	1	105.5
J.Winston	5	2	41	0/0	0	30	0	69.6
T.Hill	2	0	0	0/0	0	0	0	39.6
Total	29	19	267	2/18	1	33	1	92.2

PASS RECEIVING	TAR	REC	YDS	AVG	LG	TD
A.Kamara	8	6	58	9.7	13	0
C.Olave	8	5	119	23.8	33	0
F.Moreau	2	2	28	14.0	19	0
T.Hill	2	2	15	7.5	18	0
A.Perry	3	1	30	30.0	30	0
J.Williams	1	1	6	6.0	6	0
J.Graham	1	1	6	6.0	6	1
L.Bowden	1	1	5	5.0	5	0
J.Johnson	3	0	0	0.0	0	0
Total	29	19	267	14.1	33	1

INTERCEPTIONS	NO	YDS	AVG	LG	TD
Total	0	0	0	0	0

PUNTING	NO	YDS	AVG	NET	TB	IN20	LG
L.Hedley	4	180	45.0	36.8	1	0	49
Total	4	180	45.0	36.8	1	0	49

PUNT RETURNS	NO	YDS	AVG	FC	LG	TD
L.Bowden	5	30	6.0	0	16	0
Total	5	30	6.0	0	16	0

KICKOFF RETURNS	NO	YDS	AVG	FC	LG	TD
L.Bowden	1	18	18.0	0	18	0
[TOUCHBACK]	6	0	0.0	0	0	0
Total	1	18	18.0	0	18	0

Detroit Lions

FUMBLES	FUM	LOST	OWN-REC	YDS	TD	FORCED	OPP-REC	YDS	TD	OUT-BDS
K.Raymond	1	0	1	0	0	0	0	0	0	0
J.Paschal	0	0	0	0	0	0	1	0	0	0
Total	1	0	1	0	0	0	1	0	0	0

New Orleans Saints

FUMBLES	FUM	LOST	OWN-REC	YDS	TD	FORCED	OPP-REC	YDS	TD	OUT-BDS
D.Carr	1	1	0	0	0	0	0	0	0	0
Total	1	1	0	0	0	0	0	0	0	0

Detroit Lions vs New Orleans Saints
12/3/2023 at Caesars Superdome

Final Team Statistics

	Visitor Lions	Home Saints
TOTAL FIRST DOWNS	18	23
By Rushing	7	10
By Passing	9	12
By Penalty	2	1
THIRD DOWN EFFICIENCY	6-13-46.2%	6-12-50.0%
FOURTH DOWN EFFICIENCY	0-0-0.0%	0-1-0.0%
TOTAL NET YARDS	347	362
Total Offensive Plays (inc. times thrown passing)	56	67
Average gain per offensive play	6.2	5.4
NET YARDS RUSHING	142	113
Total Rushing Plays	30	36
Average gain per rushing play	4.7	3.1
Tackles for a loss-number and yards	2-2	4-14
NET YARDS PASSING	205	249
Times thrown - yards lost attempting to pass	1-8	2-18
Gross yards passing	213	267
PASS ATTEMPTS-COMPLETIONS-HAD INTERCEPTED	25-16-0	29-19-1
Avg gain per pass play (inc.# thrown passing)	7.9	8.0
KICKOFFS Number-In End Zone-Touchbacks	7-6-6	5-2-2
PUNTS Number and Average	5-50.8	4-45.0
Had Blocked	0	0
FGs - PATs Had Blocked	0-0	0-0
Net Punting Average	44.8	36.8
TOTAL RETURN YARDAGE (Not Including Kickoffs)	26	30
No. and Yards Punt Returns	2-13	5-30
No. and Yards Kickoff Returns	3-58	1-18
No. and Yards Interception Returns	1-13	0-0
PENALTIES Number and Yards	6-45	6-50
FUMBLES Number and Lost	1-0	1-1
TOUCHDOWNS	4	4
Rushing	2	3
Passing	2	1
EXTRA POINTS Made-Attempts	3-4	4-4
Kicking Made-Attempts	3-3	4-4
Passing Made-Attempts	0-1	0-0
FIELD GOALS Made-Attempts	2-2	0-0
RED ZONE EFFICIENCY	3-5-60%	4-4-100%
GOAL TO GO EFFICIENCY	1-1-100%	4-4-100%
SAFETIES	0	0
FINAL SCORE	33	28
TIME OF POSSESSION	27:50	32:10

Ball Possession And Drive Chart

Detroit Lions

#	Time Recd	Time Lost	Time Poss	How Ball Obtained	Drive Began	# Play	Yds Gain	Yds Pen	Net Yds	1st Down	Last Scrm	How Given Up
1	15:00	11:15	3:45	Kickoff	DET 20	7	70	10	80	5	* NO 2	Touchdown
2	11:04	10:24	0:40	Interception	NO 17	3	17	0	17	1	* NO 13	Touchdown
3	9:34	8:15	1:19	Punt	DET 46	3	54	0	54	2	NO 25	Touchdown
4	6:08	4:33	1:35	Punt	DET 34	3	-9	0	-9	0	DET 25	Punt
5	2:19	0:47	1:32	Punt	DET 20	4	16	0	16	1	DET 36	Punt
6	9:08	7:13	1:55	Kickoff	DET 25	3	9	0	9	0	DET 34	Punt
7	5:24	0:08	5:16	Punt	DET 30	12	67	-5	62	3	* NO 8	Field Goal
8	10:04	8:11	1:53	Kickoff	DET 27	3	8	-5	3	0	DET 30	Punt
9	4:34	0:00	4:34	Kickoff	DET 22	7	65	0	65	3	* NO 13	Field Goal
10	14:56	14:07	0:49	Fumble	NO 26	2	26	0	26	1	* NO 19	Touchdown
11	7:30	5:54	1:36	Kickoff	DET 25	3	0	0	0	0	DET 25	Punt
12	2:56	0:00	2:56	Downs	DET 40	8	24	0	24	2	NO 35	End of Game

(446) Average DET 37

New Orleans Saints

#	Time Recd	Time Lost	Time Poss	How Ball Obtained	Drive Began	# Play	Yds Gain	Yds Pen	Net Yds	1st Down	Last Scrm	How Given Up
1	11:15	11:04	0:11	Kickoff	NO 25	1	0	0	0	0	NO 25	Interception
2	10:24	9:34	0:50	Kickoff	NO 25	3	-1	0	-1	0	NO 24	Punt
3	8:15	6:08	2:07	Kickoff	NO 25	3	-5	0	-5	0	NO 20	Punt
4	4:33	2:19	2:14	Punt	NO 24	5	28	0	28	1	DET 48	Punt
5	0:47	9:08	6:39	Punt	NO 16	13	94	-10	84	5	* DET 6	Touchdown
6	7:13	5:24	1:49	Punt	NO 10	3	8	0	8	0	NO 18	Punt
7	0:08	0:00	0:08	Kickoff	NO 25	1	-1	0	-1	0	NO 25	End of Half
8	15:00	10:04	4:56	Kickoff	NO 25	10	75	0	75	5	* DET 2	Touchdown
9	8:11	4:34	3:37	Punt	NO 38	7	62	0	62	4	* DET 1	Touchdown
10	15:00	14:56	0:04	Kickoff	NO 25	1	0	0	0	0	NO 25	Fumble
11	14:07	7:30	6:37	Kickoff	NO 25	12	60	15	75	5	* DET 1	Touchdown
12	5:54	2:56	2:58	Punt	NO 18	8	42	0	42	3	DET 40	Downs

(281) Average NO 23

* inside opponent's 20

Time of Possession by Quarter

		1st	2nd	3rd	4th	OT	Total
Visitor	Detroit Lions	8:51	7:11	6:27	5:21		27:50
Home	New Orleans Saints	6:09	7:49	8:33	9:39		32:10

Kickoff Drive No.-Start Average

Lions: 5 - DET 24 Saints: 7 - NO 25

Detroit Lions vs New Orleans Saints
12/3/2023 at Caesars Superdome

Final Defensive Statistics

Detroit Lions	Regular Defensive Plays												Special Teams					Misc			
	TKL	AST	COMB	SK	/ YDS	TFL	Q	IN	PD	FF	FR		TKL	AST	FF	FR	BL	TKL	AST	FF	FR
D.Barnes	3	6	9	0	0	1	0	0	0	0	0		0	0	0	0	0	0	0	0	0
J.Campbell	4	4	8	0	0	2	0	0	0	0	0		0	1	0	0	0	0	0	0	0
T.Walker	5	2	7	0	0	0	0	0	0	0	0		0	0	0	0	0	0	0	0	0
B.Branch	3	4	7	0	0	0	0	1	1	0	0		0	0	0	0	0	0	0	0	0
J.Jacobs	4	2	6	0	0	0	0	0	0	0	0		0	0	0	0	0	0	0	0	0
K.Joseph	4	1	5	0	0	0	0	0	1	0	0		0	0	0	0	0	0	0	0	0
M.Rodriguez	1	3	4	0	0	0	0	0	0	0	0		0	0	0	0	0	0	0	0	0
J.Paschal	3	0	3	0	0	0	0	0	0	0	1		0	0	0	0	0	0	0	0	0
Q.Bohanna	2	1	3	0	0	1	0	0	0	0	0		0	0	0	0	0	0	0	0	0
A.McNeill	2	1	3	0	0	0	0	0	0	0	0		0	0	0	0	0	0	0	0	0
A.Hutchinson	2	0	2	0	0	1	1	0	0	0	0		0	0	0	0	0	0	0	0	0
R.Okwara	1	1	2	1	8	1	1	0	0	0	0		0	0	0	0	0	0	0	0	0
J.Cominsky	1	1	2	0	0	0	1	0	0	0	0		0	0	0	0	0	0	0	0	0
C.Sutton	1	1	2	0	0	0	0	0	1	0	0		0	0	0	0	0	0	0	0	0
J.Reeves-Maybin	0	2	2	0	0	0	1	0	1	0	0		3	1	0	0	0	0	0	0	0
B.Jones	0	2	2	0	0	0	1	0	0	0	0		0	0	0	0	0	0	0	0	0
B.Irvin	1	0	1	1	10	1	1	0	0	0	0		0	0	0	0	0	0	0	0	0
C.Harris	0	0	0	0	0	0	1	0	0	0	0		0	0	0	0	0	0	0	0	0
C.Reynolds	0	0	0	0	0	0	0	0	0	0	0		1	1	0	0	0	0	0	0	0
J.McQuaide	0	0	0	0	0	0	0	0	0	0	0		0	1	0	0	0	0	0	0	0
A.Pittman	0	0	0	0	0	0	0	0	0	0	0		0	1	0	0	0	0	0	0	0
K.Raymond	0	0	0	0	0	0	0	0	0	0	0		0	0	0	1	0	0	0	0	0
Total	37	31	68	2	18	7	7	1	4	0	1		4	5	0	1	0	0	0	0	0

TKL = Tackle AST = Assist COMB = Combined QH=QB Hit IN = Interception PD = Pass Defense FF = Forced Fumble FR = Fumble Recovery

New Orleans Saints	Regular Defensive Plays												Special Teams					Misc			
	TKL	AST	COMB	SK	/ YDS	TFL	QH	IN	PD	FF	FR		TKL	AST	FF	FR	BL	TKL	AST	FF	FR
P.Adebo	6	2	8	0	0	0	0	0	1	0	0		0	0	0	0	0	0	0	0	0
N.Sewell	5	3	8	0	0	2	0	0	0	0	0		0	0	0	0	0	0	0	0	0
N.Shepherd	2	3	5	0	0	0	0	0	0	0	0		0	0	0	0	0	0	0	0	0
J.Howden	3	1	4	0	0	0	1	0	0	0	0		0	0	0	0	0	0	0	0	0
D.Davis	3	1	4	0	0	0	0	0	0	0	0		0	0	0	0	0	0	0	0	0
K.Saunders	1	3	4	0	0	0	0	0	0	0	0		0	0	0	0	0	0	0	0	0
I.Yiadom	3	0	3	0	0	0	0	0	0	0	0		1	0	0	0	0	0	0	0	0
A.Taylor	2	1	3	0	0	0	0	0	0	0	0		0	0	0	0	0	0	0	0	0
C.Granderson	1	2	3	0	0	0	2	0	1	0	0		0	0	0	0	0	0	0	0	0
M.Roach	1	2	3	0	0	0	0	0	0	0	0		0	0	0	0	0	0	0	0	0
C.Jordan	1	1	2	0	0	1	0	0	0	0	0		0	0	0	0	0	0	0	0	0
B.Bresee	1	1	2	0	0	0	0	0	0	0	0		0	0	0	0	0	0	0	0	0
T.Kpassagnon	1	1	2	0	0	1	0	0	0	0	0		0	0	0	0	0	0	0	0	0
Z.Baun	1	0	1	1	8	1	1	0	0	0	0		0	1	0	0	0	0	0	0	0
I.Foskey	1	0	1	0	0	0	0	0	0	0	0		0	0	0	0	0	0	0	0	0
T.Mathieu	0	1	1	0	0	0	0	0	0	0	0		0	0	0	0	0	0	0	0	0
T.Hill	0	0	0	0	0	0	0	0	0	0	0		1	0	0	0	0	0	0	0	0
J.Abram	0	0	0	0	0	0	0	0	0	0	0		0	2	0	0	0	0	0	0	0
A.Prentice	0	0	0	0	0	0	0	0	0	0	0		0	1	0	0	0	0	0	0	0
J.Gray	0	0	0	0	0	0	0	0	0	0	0		0	1	0	0	0	0	0	0	0
T.Summers	0	0	0	0	0	0	0	0	0	0	0		0	1	0	0	0	0	0	0	0
J.Hurst	0	0	0	0	0	0	0	0	0	0	0		0	0	0	0	0	1	0	0	0
Total	32	22	54	1	8	5	4	0	2	0	0		2	6	0	0	0	1	0	0	0

First Half Summary

Play By Play

First Quarter

12/3/2023

NO wins the coin toss and elects to defer. DET elects to Receive, and NO elects to defend the south goal.

B.Grupe kicks 62 yards from NO 35 to DET 3. K.Dorsey to DET 20 for 17 yards (Z.Baun; J.Abram).

Detroit Lions at 15:00, (1st play from scrimmage 14:57)

1-10-DET 20	(14:57) <i>PENALTY on DET-J.Jackson, False Start, 5 yards, enforced at DET 20 - No Play.</i>	
1-15-DET 15	(14:57) D.Montgomery left tackle to DET 19 for 4 yards (C.Jordan; K.Saunders).	
2-11-DET 19	(14:17) D.Montgomery left guard to DET 23 for 4 yards (N.Shepherd; J.Howden).	
3-7-DET 23	(13:38) (Shotgun) D.Montgomery left guard to DET 32 for 9 yards (A.Taylor, P.Adebo).	R1
<u>1-10-DET 32</u>	(13:02) D.Skipper reported in as eligible. D.Montgomery left tackle to DET 36 for 4 yards (B.Bresee).	
2-6-DET 36	(12:28) J.Goff pass short left to J.Williams to DET 47 for 11 yards (P.Adebo).	P2
	<i>Penalty on NO-P.Adebo, Defensive Pass Interference, declined.</i>	X3
	<i>PENALTY on NO-C.Granderson, Roughing the Passer, 15 yards, enforced at DET 47.</i>	
<u>1-10-NO 38</u>	(12:05) (Shotgun) J.Gibbs right tackle to NO 2 for 36 yards (P.Adebo).	R4
<u>1-2-NO 2</u>	(11:19) D.Skipper reported in as eligible. D.Montgomery right end for 2 yards, TOUCHDOWN.	R5
	R.Patterson extra point is GOOD, Center-J.McQuaide, Holder-J.Fox.	

Timeout at 11:15.

DET 7 NO 0, 7 plays, 80 yards, 1 penalty, 3:45 drive, 3:45 elapsed

J.Fox kicks 65 yards from DET 35 to end zone, Touchback.

New Orleans Saints at 11:15

1-10-NO 25	(11:15) D.Carr pass short middle intended for J.Johnson INTERCEPTED by B.Branch at NO 30. B.Branch to NO 17 for 13 yards (J.Hurst).
------------	---

Detroit Lions at 11:04

1-10-NO 17	(11:04) J.Gibbs left end pushed ob at NO 13 for 4 yards (I.Yiadom).	
2-6-NO 13	(10:32) J.Goff pass incomplete short right to J.Reynolds.	
3-6-NO 13	(10:28) (Shotgun) J.Goff pass short right to S.LaPorta for 13 yards, TOUCHDOWN.	P6
	R.Patterson extra point is GOOD, Center-J.McQuaide, Holder-J.Fox.	

Timeout at 10:24.

DET 14 NO 0, 3 plays, 17 yards, 0:40 drive, 4:36 elapsed

J.Fox kicks 65 yards from DET 35 to end zone, Touchback.

New Orleans Saints at 10:24

1-10-NO 25	(10:24) J.Williams left guard to NO 24 for -1 yards (A.Hutchinson, J.Campbell).
2-11-NO 24	(9:53) (Shotgun) D.Carr pass incomplete short right to A.Kamara (J.Reeves-Maybin).
3-11-NO 24	(9:48) (Shotgun) D.Carr pass incomplete short right to A.Perry (C.Sutton) [C.Harris].
4-11-NO 24	(9:44) L.Hedley punts 41 yards to DET 35, Center-Z.Wood. K.Raymond to DET 46 for 11 yards (A.Prentice; J.Gray).

Timeout at 09:34.

Detroit Lions at 9:34

1-10-DET 46	(9:34) J.Gibbs left tackle to DET 46 for no gain (N.Shepherd).	
2-10-DET 46	(8:57) (Shotgun) J.Goff pass short right to S.LaPorta to NO 25 for 29 yards (I.Yiadom).	P7
<u>1-10-NO 25</u>	(8:21) (No Huddle, Shotgun) J.Goff pass short right to A.St. Brown for 25 yards, TOUCHDOWN.	P8
	R.Patterson extra point is GOOD, Center-J.McQuaide, Holder-J.Fox.	

Timeout at 08:15.

DET 21 NO 0, 3 plays, 54 yards, 1:19 drive, 6:45 elapsed

J.Fox kicks 58 yards from DET 35 to NO 7. L.Bowden to NO 25 for 18 yards (J.Reeves-Maybin; C.Reynolds).

New Orleans Saints at 8:15, (1st play from scrimmage 8:10)

1-10-NO 25	(8:10) (Shotgun) T.Hill left guard to NO 32 for 7 yards (K.Joseph).
2-3-NO 32	(7:36) A.Kamara right end to NO 30 for -2 yards (J.Campbell).
3-5-NO 30	(6:59) (Shotgun) D.Carr sacked at NO 20 for -10 yards (B.Irvin).
4-15-NO 20	(6:19) L.Hedley punts 49 yards to DET 31, Center-Z.Wood. K.Raymond MUFFS catch, and recovers at DET 32. K.Raymond to DET 34 for 2 yards (T.Hill).

Timeout at 06:08.

Detroit Lions at 6:08

1-10-DET 34	(6:08) J.Goff pass short right to D.Montgomery to DET 33 for -1 yards (C.Jordan).
2-11-DET 33	(5:29) (Shotgun) J.Goff pass incomplete short right to A.St. Brown.
3-11-DET 33	(5:25) (Shotgun) J.Goff sacked at DET 25 for -8 yards (Z.Baun).

Detroit Lions vs New Orleans Saints at Caesars Superdome

4-19-DET 25

(4:45) J.Fox punts 49 yards to NO 26, Center-J.McQuaide. L.Bowden to NO 24 for -2 yards (J.Reeves-Maybin).

New Orleans Saints at 4:33

1-10-NO 24

(4:33) L.Young reported in as eligible. D.Carr pass short right to J.Williams to NO 30 for 6 yards (T.Walker, M.Rodriguez) [B.Jones].

2-4-NO 30

(3:55) (Shotgun) T.Hill right guard to DET 49 for 21 yards (J.Cominsky).

R1

1-10-DET 49

(3:17) A.Kamara right tackle to DET 48 for 1 yard (J.Paschal).

2-9-DET 48

(2:37) (Shotgun) T.Hill pass incomplete short right to J.Johnson.

3-9-DET 48

(2:31) (Shotgun) D.Carr pass incomplete deep right to A.Perry [J.Reeves-Maybin].

4-9-DET 48

(2:27) L.Hedley punts 48 yards to end zone, Center-Z.Wood, Touchback.

Detroit Lions at 2:19

1-10-DET 20

(2:19) D.Montgomery right guard to DET 33 for 13 yards (I.Yiadam).

R9

1-10-DET 33

(1:42) (Shotgun) J.Goff pass incomplete short right to A.St. Brown (C.Granderson).

2-10-DET 33

(1:40) (Shotgun) D.Montgomery left guard to DET 36 for 3 yards (N.Shepherd; N.Sewell).

3-7-DET 36

(1:01) (Shotgun) J.Goff pass incomplete short left to J.Reynolds.

4-7-DET 36

(:56) J.Fox punts 38 yards to NO 26, Center-J.McQuaide. L.Bowden to NO 26 for no gain (J.Reeves-Maybin).

PENALTY on NO-I.Yiadam, Offensive Holding, 10 yards, enforced at NO 26.

New Orleans Saints at 0:47

1-10-NO 16

(:47) A.Kamara left end to NO 23 for 7 yards (D.Barnes; B.Jones).

2-3-NO 23

(:04) (Shotgun) A.Kamara left guard to NO 27 for 4 yards (Q.Bohanna).

R2

END OF QUARTER

Score

21

Time Poss

8:51

First Downs

R

4

P

4

X

1

T

9

Efficiencies

3 Down

2/4

4 Down

0/0

Detroit Lions

21

8:51

4

4

1

9

2/4

0/0

New Orleans Saints

0

6:09

2

0

0

2

0/3

0/0

Second Quarter

12/3/2023

Play By Play

New Orleans Saints continued.

<u>1-10-NO 27</u>	(15:00) J.Williams left tackle to NO 31 for 4 yards (M.Rodriguez).	
2-6-NO 31	(14:26) A.Kamara left end to NO 33 for 2 yards (T.Walker).	
3-4-NO 33	(13:46) (Shotgun) D.Carr pass short right to A.Kamara to NO 42 for 9 yards (J.Jacobs; B.Branch).	P3
<u>1-10-NO 42</u>	(13:07) (Shotgun) T.Hill right tackle to NO 41 for -1 yards (J.Campbell).	
2-11-NO 41	(12:34) (Shotgun) D.Carr pass incomplete short right to J.Johnson.	
	<i>Penalty on NO-R.Ramczyk, Offensive Holding, declined.</i>	
3-11-NO 41	(12:31) (Shotgun) <i>PENALTY on NO-E.McCoy, False Start, 5 yards, enforced at NO 41 - No Play.</i>	
3-16-NO 36	(12:31) (Shotgun) D.Carr pass deep right to A.Perry to DET 34 for 30 yards (C.Sutton).	P4
<u>1-10-DET 34</u>	(11:46) (Shotgun) T.Hill right end to DET 33 for 1 yard (J.Campbell; C.Sutton).	
2-9-DET 33	(11:10) (Shotgun) <i>PENALTY on NO-E.McCoy, False Start, 5 yards, enforced at DET 33 - No Play.</i>	
2-14-DET 38	(10:56) (Shotgun) D.Carr pass short middle to A.Kamara to DET 33 for 5 yards (J.Campbell).	
	Timeout #1 by DET at 10:24.	
3-9-DET 33	(10:24) (Shotgun) D.Carr pass short right to C.Olave pushed ob at DET 9 for 24 yards (K.Joseph).	P5
<u>1-9-DET 9</u>	(9:48) A.Kamara left guard to DET 6 for 3 yards (A.McNeill).	
2-6-DET 6	(9:11) (Shotgun) D.Carr pass short middle to J.Graham for 6 yards, TOUCHDOWN.	P6
	B.Grupe extra point is GOOD, Center-Z.Wood, Holder-L.Hedley.	

Timeout at 09:08.

DET 21 NO 7, 13 plays, 84 yards, 6:39 drive, 5:52 elapsed

B.Grupe kicks 65 yards from NO 35 to end zone, Touchback.

Detroit Lions at 9:08

1-10-DET 25	(9:08) D.Montgomery right guard to DET 28 for 3 yards (M.Roach). DET-F.Ragnow was injured during the play.	
	INJURY UPDATE: NO 75-A.Peat, hand, PROBABLE to return.	
Timeout at 08:52.		
2-7-DET 28	(8:44) J.Gibbs left guard to DET 33 for 5 yards (I.Foskey).	
3-2-DET 33	(8:06) (Shotgun) J.Goff pass short left to S.LaPorta to DET 34 for 1 yard (C.Granderson).	
4-1-DET 34	(7:24) J.Fox punts 59 yards to NO 7, Center-J.McQuaide. L.Bowden to NO 10 for 3 yards (J.Reeves-Maybin, J.Campbell).	

New Orleans Saints at 7:13

1-10-NO 10	(7:13) J.Williams left tackle to NO 13 for 3 yards (J.Cominsky; B.Jones).	
2-7-NO 13	(6:39) (Shotgun) D.Carr pass short left to C.Olave pushed ob at NO 17 for 4 yards (J.Jacobs).	
3-3-NO 17	(6:03) (Shotgun) A.Kamara left end pushed ob at NO 18 for 1 yard (D.Barnes).	
	INJURY UPDATE: DET 77-F.Ragnow, knee, QUESTIONABLE to return.	
Timeout at 05:43.		
4-2-NO 18	(5:30) L.Hedley punts 42 yards to DET 40, Center-Z.Wood, fair catch by K.Raymond.	
	<i>PENALTY on DET-A.Pittman, Offensive Holding, 10 yards, enforced at DET 40.</i>	

Detroit Lions at 5:24

1-10-DET 30	(5:24) (Shotgun) Direct snap to D.Montgomery. D.Montgomery right end to DET 29 for -1 yards (N.Sewell).	
2-11-DET 29	(4:41) (Shotgun) <i>PENALTY on DET-T.Decker, False Start, 5 yards, enforced at DET 29 - No Play.</i>	
2-16-DET 24	(4:24) (Shotgun) J.Goff pass short right to S.LaPorta to DET 35 for 11 yards (N.Sewell, P.Adebo).	
3-5-DET 35	(3:46) (Shotgun) J.Goff pass short middle to S.LaPorta to DET 49 for 14 yards (J.Howden).	P10
<u>1-10-DET 49</u>	(3:03) J.Gibbs right tackle to 50 for 1 yard (N.Sewell; K.Saunders).	
2-9-50	(2:25) (Shotgun) D.Montgomery right guard to NO 48 for 2 yards (N.Sewell, K.Saunders).	
Two-Minute Warning		
3-7-NO 48	(2:00) (Shotgun) J.Goff pass deep right to A.St. Brown to NO 24 for 24 yards (P.Adebo).	P11
<u>1-10-NO 24</u>	(1:22) K.Raymond right end to NO 15 for 9 yards (P.Adebo).	
	Timeout #1 by NO at 01:06.	
2-1-NO 15	(1:06) D.Skipper reported in as eligible. D.Montgomery right guard to NO 11 for 4 yards (M.Roach; T.Kpassagnon).	R12
	Timeout #2 by NO at 01:01.	
<u>1-10-NO 11</u>	(1:01) J.Gibbs right guard to NO 8 for 3 yards (D.Davis, C.Granderson).	
2-7-NO 8	(:22) (Shotgun) J.Goff pass incomplete short left to A.St. Brown.	
3-7-NO 8	(:15) (Shotgun) J.Goff pass incomplete short left to D.Peoples-Jones [C.Granderson].	
4-7-NO 8	(:10) R.Patterson 26 yard field goal is GOOD, Center-J.McQuaide, Holder-J.Fox.	

Detroit Lions vs New Orleans Saints at Caesars Superdome

DET 24 NO 7, 12 plays, 62 yards, 5:16 drive, 14:52 elapsed

J.Fox kicks 65 yards from DET 35 to end zone, Touchback.

New Orleans Saints at 0:08

1-10-NO 25 (:08) D.Carr kneels to NO 24 for -1 yards.

END OF QUARTER

	Score	Time Poss	First Downs				Efficiencies	
			R	P	X	T	3 Down	4 Down
Detroit Lions	24	7:11	1	2	0	3	2/4	0/0
New Orleans Saints	7	7:49	0	4	0	4	3/4	0/0

Third Quarter

12/3/2023

Play By Play

NO elects to Receive, and DET elects to defend the South goal.

J.Fox kicks 65 yards from DET 35 to end zone, Touchback.

New Orleans Saints at 15:00

1-10-NO 25	(15:00) D.Carr pass short left to L.Bowden to NO 30 for 5 yards (D.Barnes).	
2-5-NO 30	(14:26) A.Kamara left end to NO 37 for 7 yards (J.Jacobs; D.Barnes).	R7
1-10-NO 37	(13:47) (Shotgun) L.Young reported in as eligible. T.Hill pass incomplete deep left to C.Olave (K.Joseph).	
2-10-NO 37	(13:39) (Shotgun) D.Carr pass short middle to A.Kamara to NO 49 for 12 yards (B.Branch; T.Walker) [A.Hutchinson]. DET-A.McNeill was injured during the play.	P8
1-10-NO 49	(13:22) (Shotgun) A.Kamara left tackle to NO 49 for no gain (J.Paschal).	
2-10-NO 49	(12:50) (Shotgun) D.Carr pass short middle to T.Hill to DET 33 for 18 yards (T.Walker).	P9
1-10-DET 33	(12:08) (Shotgun) T.Hill right tackle to DET 32 for 1 yard (K.Joseph; R.Okwara).	
2-9-DET 32	(11:34) (Shotgun) D.Carr pass short left to T.Hill to DET 35 for -3 yards (D.Barnes).	
3-12-DET 35	(10:52) (Shotgun) D.Carr pass deep left to C.Olave to DET 2 for 33 yards (J.Jacobs) [J.Cominsky].	P10
1-2-DET 2	(10:08) A.Kamara left guard for 2 yards, TOUCHDOWN.	R11
	B.Grupe extra point is GOOD, Center-Z.Wood, Holder-L.Hedley.	

Timeout at 10:04.

DET 24 NO 14, 10 plays, 75 yards, 4:56 drive, 4:56 elapsed
--

B.Grupe kicks 60 yards from NO 35 to DET 5. K.Dorsey to DET 27 for 22 yards (I.Yiadom).

Detroit Lions at 10:04, (1st play from scrimmage 10:01)

1-10-DET 27	(10:01) D.Montgomery left end pushed ob at DET 27 for no gain (D.Davis).	
2-10-DET 27	(9:21) (Shotgun) PENALTY on DET-S.LaPorta, False Start, 5 yards, enforced at DET 27 - No Play.	
2-15-DET 22	(9:08) (Shotgun) J.Goff pass incomplete short right to J.Gibbs [C.Granderson].	
3-15-DET 22	(9:04) (Shotgun) J.Goff pass short right to S.LaPorta to DET 30 for 8 yards (T.Mathieu; A.Taylor).	
4-7-DET 30	(8:22) J.Fox punts 48 yards to NO 22, Center-J.McQuaide. L.Bowden to NO 38 for 16 yards (C.Reynolds).	

Timeout at 08:11.

New Orleans Saints at 8:11

1-10-NO 38	(8:11) D.Carr pass deep right to C.Olave to DET 34 for 28 yards (B.Branch).	P12
1-10-DET 34	(7:33) D.Carr pass short right to F.Moreau to DET 15 for 19 yards (T.Walker).	P13
1-10-DET 15	(6:55) A.Kamara right tackle to DET 6 for 9 yards (J.Jacobs).	
2-1-DET 6	(6:12) (Shotgun) T.Hill right end to DET 6 for no gain (J.Campbell; T.Walker).	
3-1-DET 6	(5:30) (Shotgun) T.Hill left tackle to DET 1 for 5 yards (A.Hutchinson, D.Barnes).	R14
1-1-DET 1	(4:51) A.Kamara left tackle for 1 yard, TOUCHDOWN. The Replay Official reviewed the runner broke the plane ruling, and the play was REVERSED. A.Kamara left tackle to DET 1 for no gain (M.Rodriguez; J.Reeves-Maybin).	
2-1-DET 1	(4:42) (Shotgun) M.Garcia, L.Young and K.Saunders reported in as eligible. T.Hill left guard for 1 yard, TOUCHDOWN.	R15
	B.Grupe extra point is GOOD, Center-Z.Wood, Holder-L.Hedley.	

DET 24 NO 21, 7 plays, 62 yards, 3:37 drive, 10:26 elapsed
--

B.Grupe kicks 62 yards from NO 35 to DET 3. K.Dorsey to DET 22 for 19 yards (T.Summers; J.Abram).

Detroit Lions at 4:34, (1st play from scrimmage 4:27)

1-10-DET 22	(4:27) D.Skipper reported in as eligible. J.Goff pass incomplete deep left to S.LaPorta (Z.Baun). PENALTY on NO-A.Taylor, Defensive Holding, 5 yards, enforced at DET 22 - No Play.	X13
1-10-DET 27	(4:19) J.Goff pass short left to B.Wright to DET 35 for 8 yards (J.Howden).	
2-2-DET 35	(3:36) D.Skipper reported in as eligible. D.Montgomery right tackle to DET 38 for 3 yards (K.Saunders).	R14
1-10-DET 38	(2:59) J.Goff pass deep right to S.LaPorta pushed ob at NO 14 for 48 yards (P.Adebo).	P15
1-10-NO 14	(2:15) D.Montgomery right guard to NO 13 for 1 yard (N.Sewell; M.Roach). INJURY UPDATE: DET 77-F.Ragnow, knee, OUT.	
2-9-NO 13	(1:36) (Shotgun) J.Gibbs right end to NO 9 for 4 yards (P.Adebo).	
3-5-NO 9	(:53) (Shotgun) D.Montgomery right guard to NO 8 for 1 yard (B.Bresee; C.Granderson).	
4-4-NO 8	(:07) (Run formation) PENALTY on DET, Delay of Game, 5 yards, enforced at NO 8 - No Play.	
4-9-NO 13	(:01) R.Patterson 32 yard field goal is GOOD, Center-J.McQuaide, Holder-J.Fox.	

DET 27 NO 21, 7 plays, 65 yards, 1 penalty, 4:34 drive, 15:00 elapsed

Detroit Lions vs New Orleans Saints at Caesars Superdome

END OF QUARTER

END OF QUARTER	Score	Time	First Downs				Efficiencies	
		Poss	R	P	X	T	3 Down	4 Down
Detroit Lions	27	6:27	1	1	1	3	0/2	0/0
New Orleans Saints	21	8:33	4	5	0	9	2/2	0/0

Fourth Quarter

12/3/2023

Play By Play

New Orleans Saints continued.

J.Fox kicks 65 yards from DET 35 to end zone, Touchback.

New Orleans Saints at 15:00

1-10-NO 25 (15:00) D.Carr to NO 24 for -1 yards. FUMBLES, touched at NO 25, RECOVERED by DET-J.Paschal at NO 26.

Detroit Lions at 14:56

1-10-NO 26 (14:56) J.Gibbs right tackle to NO 19 for 7 yards (D.Davis).

2-3-NO 19 (14:15) J.Williams right end for 19 yards, TOUCHDOWN.

R16

TWO-POINT CONVERSION ATTEMPT. J.Goff pass to A.St. Brown is incomplete. ATTEMPT FAILS.

Timeout at 14:07.

DET 33 NO 21, 2 plays, 26 yards, 0:49 drive, 0:53 elapsed

J.Fox kicks 65 yards from DET 35 to end zone, Touchback.

New Orleans Saints at 14:07

1-10-NO 25 (14:07) (Shotgun) D.Carr pass short middle to F.Moreau to NO 34 for 9 yards (J.Campbell).

2-1-NO 34 (13:36) L.Bowden right end to NO 38 for 4 yards (B.Branch; J.Campbell).

R16

1-10-NO 38 (13:02) (Shotgun) T.Hill up the middle to NO 42 for 4 yards (A.McNeill).

2-6-NO 42 (12:23) (Shotgun) D.Carr pass short right to A.Kamara to DET 45 for 13 yards (T.Walker).

P17

1-10-DET 45 (11:46) J.Williams right guard to DET 44 for 1 yard (B.Branch).

2-9-DET 44 (11:14) (Shotgun) D.Carr sacked at NO 48 for -8 yards (R.Okwara).

Timeout #1 by NO at 10:23.

3-17-NO 48 (10:23) (Shotgun) D.Carr pass short middle to A.Kamara to DET 44 for 8 yards (J.Reeves-Maybin; D.Barnes). NO-D.Carr was injured during the play.
PENALTY on DET-B.Irvin, Roughing the Passer, 15 yards, enforced at DET 44.

X18

1-10-DET 29 (10:12) (Shotgun) L.Young and M.Garcia reported in as eligible. T.Hill left end pushed ob at DET 22 for 7 yards (K.Joseph).

2-3-DET 22 (9:38) L.Bowden right end to DET 32 for -10 yards (Q.Bohanna).

3-13-DET 32 (8:56) (Shotgun) J.Winston pass deep left to C.Olave pushed ob at DET 2 for 30 yards (K.Joseph).

P19

1-2-DET 2 (8:14) (Shotgun) L.Young, M.Garcia and K.Saunders reported in as eligible. T.Hill left end to DET 1 for 1 yard (A.McNeill; M.Rodriguez).

2-1-DET 1 (7:35) A.Kamara right guard for 1 yard, TOUCHDOWN.

R20

B.Grupe extra point is GOOD, Center-Z.Wood, Holder-L.Hedley.

Timeout at 07:30.

DET 33 NO 28, 12 plays, 75 yards, 1 penalty, 6:37 drive, 7:30 elapsed

B.Grupe kicks 65 yards from NO 35 to end zone, Touchback.

Detroit Lions at 7:30

1-10-DET 25 (7:30) J.Goff pass short left to J.Gibbs to DET 19 for -6 yards (N.Sewell).

2-16-DET 19 (6:49) (Shotgun) J.Goff pass short left to S.LaPorta pushed ob at DET 25 for 6 yards (N.Sewell).

3-10-DET 25 (6:14) (Shotgun) J.Goff pass incomplete short right to D.Montgomery.

4-10-DET 25 (6:08) J.Fox punts 60 yards to NO 15, Center-J.McQuaide. L.Bowden to NO 32 for 17 yards (J.McQuaide; A.Pittman).

PENALTY on NO-L.Johnson, Offensive Holding, 10 yards, enforced at NO 28.

New Orleans Saints at 5:54

1-10-NO 18 (5:54) (Shotgun) J.Winston pass short middle to A.Kamara to NO 29 for 11 yards (B.Branch; D.Barnes).

P21

INJURY UPDATE: NO 4-D.Carr, concussion, shoulder, back injuries, DOUBTFUL to return.

1-10-NO 29 (5:15) A.Kamara right guard to NO 45 for 16 yards (J.Paschal).

R22

1-10-NO 45 (4:31) (Shotgun) T.Hill left end to DET 47 for 8 yards (B.Branch).

2-2-DET 47 (3:53) J.Williams left end pushed ob at DET 44 for 3 yards (J.Jacobs).

R23

1-10-DET 44 (3:48) (Shotgun) T.Hill up the middle to DET 40 for 4 yards (D.Barnes; Q.Bohanna).

2-6-DET 40 (3:12) (Shotgun) J.Winston pass incomplete short left to C.Olave. DET-A.McNeill was injured during the play.

3-6-DET 40 (3:07) (Shotgun) J.Winston pass incomplete short right to A.Kamara.

4-6-DET 40 (3:01) (Shotgun) J.Winston pass incomplete short right to C.Olave.

Detroit Lions at 2:56

1-10-DET 40 (2:56) D.Montgomery right guard to DET 43 for 3 yards (N.Shepherd; D.Davis).

Timeout #2 by NO at 02:53.

2-7-DET 43 (2:53) (Shotgun) J.Goff pass incomplete short left to A.St. Brown (P.Adebo).

3-7-DET 43 (2:48) (Shotgun) J.Goff pass short middle to S.LaPorta to NO 47 for 10 yards (J.Howden).

P17

Detroit Lions vs New Orleans Saints at Caesars Superdome

1-10-NO 47 (2:02) D.Montgomery left guard to NO 45 for 2 yards (N.Shepherd).

Two-Minute Warning

2-8-NO 45 (1:57) D.Montgomery left tackle to NO 46 for -1 yards (T.Kpassagnon). NO-M.Roach was injured during the play.
Timeout #3 by NO at 01:54.

3-9-NO 46 (1:54) J.Goff pass short left to J.Reynolds to NO 34 for 12 yards (A.Taylor) [J.Howden].

1-10-NO 34 (1:13) J.Goff kneels to NO 35 for -1 yards.

2-11-NO 35 (:39) J.Goff kneels to NO 36 for -1 yards.

P18

END OF QUARTER			First Downs				Efficiencies	
	Score	Time Poss	R	P	X	T	3 Down	4 Down
Detroit Lions	33	5:21	1	2	0	3	2/3	0/0
New Orleans Saints	28	9:39	4	3	1	8	1/3	0/1

Miscellaneous Statistics Report

Detroit Lions vs New Orleans Saints
12/3/2023 at Caesars Superdome

Ten Longest Plays for Detroit Lions

Yards	Qtr	Play Start	Play Description
48	3	1-10-DET 38	(2:59) J.Goff pass deep right to S.LaPorta pushed ob at NO 14 for 48 yards (P.Adebo).
36	1	1-10-NO 38	(12:05) (Shotgun) J.Gibbs right tackle to NO 2 for 36 yards (P.Adebo).
29	1	2-10-DET 46	(8:57) (Shotgun) J.Goff pass short right to S.LaPorta to NO 25 for 29 yards (I.Yiadam).
26	1	2-6-DET 36	(12:28) J.Goff pass short left to J.Williams to DET 47 for 11 yards (P.Adebo). Penalty on NO-P.Adebo, Defensive Pass Interference, declined. PENALTY on NO-C.Granderson, Roughing the Passer, 15 yards, enforced at DET 47.
25	1	1-10-NO 25	(8:21) (No Huddle, Shotgun) J.Goff pass short right to A.St. Brown for 25 yards, TOUCHDOWN.
24	2	3-7-NO 48	(2:00) (Shotgun) J.Goff pass deep right to A.St. Brown to NO 24 for 24 yards (P.Adebo).
19	4	2-3-NO 19	(14:15) J.Williams right end for 19 yards, TOUCHDOWN.
14	2	3-5-DET 35	(3:46) (Shotgun) J.Goff pass short middle to S.LaPorta to DET 49 for 14 yards (J.Howden).
13	1	3-6-NO 13	(10:28) (Shotgun) J.Goff pass short right to S.LaPorta for 13 yards, TOUCHDOWN.
13	1	1-10-DET 20	(2:19) D.Montgomery right guard to DET 33 for 13 yards (I.Yiadam).

Ten Longest Plays for New Orleans Saints

Yards	Qtr	Play Start	Play Description
33	3	3-12-DET 35	(10:52) (Shotgun) D.Carr pass deep left to C.Olave to DET 2 for 33 yards (J.Jacobs) [J.Cominsky].
30	2	3-16-NO 36	(12:31) (Shotgun) D.Carr pass deep right to A.Perry to DET 34 for 30 yards (C.Sutton).
30	4	3-13-DET 32	(8:56) (Shotgun) J.Winston pass deep left to C.Olave pushed ob at DET 2 for 30 yards (K.Joseph).
28	3	1-10-NO 38	(8:11) D.Carr pass deep right to C.Olave to DET 34 for 28 yards (B.Branch).
24	2	3-9-DET 33	(10:24) (Shotgun) D.Carr pass short right to C.Olave pushed ob at DET 9 for 24 yards (K.Joseph).
23	4	3-17-NO 48	(10:23) (Shotgun) D.Carr pass short middle to A.Kamara to DET 44 for 8 yards (J.Reeves-Maybin; D.Barnes). NO-D.Carr was
21	1	2-4-NO 30	(3:55) (Shotgun) T.Hill right guard to DET 49 for 21 yards (J.Cominsky).
19	3	1-10-DET 34	(7:33) D.Carr pass short right to F.Moreau to DET 15 for 19 yards (T.Walker).
18	3	2-10-NO 49	(12:50) (Shotgun) D.Carr pass short middle to T.Hill to DET 33 for 18 yards (T.Walker).
16	4	1-10-NO 29	(5:15) A.Kamara right guard to NO 45 for 16 yards (J.Paschal).

Touchdown Scoring Information

		Offense	Defense	Special Teams
VISITOR	Detroit Lions	4	0	0
HOME	New Orleans Saints	4	0	0

Player Scoring Information

Club	Player	TD	Rush TD	Rec TD	KO TD	Punt TD	Int TD	Fum TD	Misc TD	FG	XP	2Pt Rush	2Pt Rec	Sfty	Points
DET	R.Patterson	0	0	0	0	0	0	0	0	2	3	0	0	0	9
DET	D.Montgomery	0	1	0	0	0	0	0	0	0	0	0	0	0	6
DET	J.Williams	0	1	0	0	0	0	0	0	0	0	0	0	0	6
DET	S.LaPorta	0	0	1	0	0	0	0	0	0	0	0	0	0	6
DET	A.St. Brown	0	0	1	0	0	0	0	0	0	0	0	0	0	6
NO	A.Kamara	0	2	0	0	0	0	0	0	0	0	0	0	0	12
NO	T.Hill	0	1	0	0	0	0	0	0	0	0	0	0	0	6
NO	J.Graham	0	0	1	0	0	0	0	0	0	0	0	0	0	6
NO	B.Grupe	0	0	0	0	0	0	0	0	0	4	0	0	0	4

Possession Detail

	First Half		Second Half		Game	
	Visitor	Home	Visitor	Home	Visitor	Home
Largest Lead	21	0	12	0	21	0
Drives Leading	6	0	5	0	11	0
Time of Possession Leading	12:17	0:00	11:48	0:00	24:05	0:00
Largest Deficit	0	-21	0	-12	0	-21
Drives Trailing	0	7	0	5	0	12
Time of Possession Trailing	0:00	13:58	0:00	18:12	0:00	32:10
Times Score Tied Up		0		0		0
Lead Changes		1		0		1



NEW ORLEANS SAINTS VS DETROIT LIONS
SUNDAY, DECEMBER 3, 2023 • SAESARS SUPERDOME
SAINTS POSTGAME NOTES

- The New Orleans Saints fell to the Detroit Lions 33-28.
- With the loss, the Saints are now 5-7 overall. New Orleans returns to action on Sunday, December 10, when it hosts the Carolina Panthers. Kickoff at noon central time and the game will be regionally televised on FOX.
- The Saints tallied 362 total yards of offense while allowing 347 to Detroit.
- After being outscored 21-0 in the first quarter, the Saints outpaced the Lions 28-13 the remainder of the game.
- QB **Derek Carr** completed 17-of-22 passes for 226 yards with one touchdown and one interception and a 105.5 passer rating before exiting in the fourth quarter (concussion protocol/shoulder/back).
- QB **Jameis Winston** came in relief of Carr and completed 2-of-5 passes for 41 yards.
- RB **Alvin Kamara** tied the Saints franchise record with his 52nd rushing touchdown in the third quarter. He broke the record with a one-yard plunge in the fourth quarter, passing Mark Ingram II. Kamara finished the afternoon with 51 rushing yards and had 58 yards receiving on six receptions.
- Kamara surpassed WR Marques Colston (2006-15) for the most yards from scrimmage in Saints history on a third quarter 13-yard reception. With a 109-yard performance Sunday, the running back is now at 9,809 total yards from scrimmage.
- TE **Jimmy Graham** caught his 87th career touchdown, moving into a tie for 17th all time with Pro Football Hall of Fame WR Andre Reed.
- QB **Taysom Hill** scored a one-yard rushing touchdown in the third quarter for the 27th of his career. He moved into a tie with former Black and Gold RB Tony Galbreath for sixth place in club record books.
- Hill led the Saints in rushing with 59 yards on the ground on 13 carries. He surpassed QB Archie Manning for the most rushing yards in Saints history not by a running back. Hill also added 15 receiving yards on two catches and one special teams tackle.
- WR **Chris Olave** tallied 119 yards on five catches, leading the Saints in receiving yards. It was the seventh 100-yard receiving game of Olave's career and fourth on the season. With a club-best 890 receiving yards on the season, Olave is 110 receiving yards from joining Colston (2006-07) and WR Michael Thomas (2016-17) as only the third Saint to open his career with back-to-back 1,000-yard receiving campaigns.
- CB **Paulson Adebo** and LB **Noah Sewell** tied for the Saints team lead with eight tackles apiece, a career-best for Sewell.
- LB **Zach Baun** knocked down Lions QB Jared Goff for his first career sack, also adding one special teams tackle.
- Signed to the active roster on Thursday, S **Johnathan Abram** led the special teams units with two tackles.
- CB **Isaac Yiadom** got the start and had three tackles and one special teams stop to tie his season career-high in coverage stops (6).
- All four of the Saints' scoring drives were at least 60 yards downfield, including a 13-play, 84-yard drive on their first touchdown in the second quarter. They also had scoring drives of ten plays, seven plays and 12 plays. They scored touchdowns on all four of their red zone trips.
- New Orleans went six-of-12 (50 percent) on third down attempts.



POSTGAME NOTES AND QUOTES

DETROIT LIONS VS. NEW ORLEANS SAINTS SUNDAY, DECEMBER 3, 2023 • CAESARS SUPERDOME SAINTS HEAD COACH DENNIS ALLEN

(Opening Statement) “Not happy that we lost the game but was encouraged by some things. We got punched in the mouth early on in this game, and I thought our guys fought back and battled back. Obviously, we understand there are no participation trophies in our league. We are going to take the loss. We’re going to own it, but there were a lot of things I was encouraged by in the game. Obviously, we have to still play better.”

(On if there’s precedent to sit Derek Carr due to injuries) “I think both of those are totally different situations. They’re both totally different situations. We’re not getting into what we did last year and what we’re doing this year, alright? Look, Derek’s in the concussion protocol right now. We will evaluate that as we go.”

(On if Carr’s concussion is potentially serious) “I don’t know that. (Carr) is going in on evaluation for a couple of different things, but he is in the concussion protocol. Look, I did not mean to shut down your question, but you know obviously, with injuries you certainly have to pay attention to that. I’m not getting into the business of comparing things from one year to the next.”

(On mounting concern regarding Carr being in concussion protocol a second time this season) “Anytime you have a concussion, it’s concerning. There is concern with some of the injuries (Carr) has suffered. Just like we do all the time, we’ll go in and evaluate where he’s at physically. Then, we will go from there.”

(On the difficulty of the atmosphere with the Lions fans) “How can you not? It was noticeable, and that’s our job to change it. I was proud of the way our guys fought back, got back into the game and gave ourselves a real opportunity. At the end, we just couldn’t get it done.”

(On the early deficit) “You have to give those guys some credit, right? They’re a good team. They are second in the league in offense. They took the ball right down the field on the first drive. We missed a tackle on one run play, which created an explosive play, and they scored a touchdown. With our backs against the wall, we turned the ball over, and they were able to score another touchdown. Now all of a sudden, you’re starting the game down 14-0. We didn’t start well. We battled back. We scratched and clawed and got ourselves back into it. We’re going to keep swinging and keep chopping wood. I told the team, ‘Look, we’re eventually going to break through’.”

(On if Derek Carr’s performance was motivated by the atmosphere) “I wouldn’t be able to answer that question. Obviously, we’re all prideful. We are all competitive, and want to perform. I thought after he kind of settled in a little bit, I thought there was a stretch where he played really, really well. It was unfortunate he got injured.”

(On if the team’s identity showed throughout the game) “Yeah, our guys fought. We were not perfect. I didn’t like the execution early on. I thought it got better as the game went on. I did see explosive plays down the field, which I thought we could potentially create. I saw some things I liked, yet there are a handful of plays that end up costing you the game. Those are the plays we have to eliminate.”

(On the struggle defending Sam LaPorta) “(LaPorta)’s a good player. They have a lot of good weapons. There were some times where we made a conscious decision to take Amon-Ra St. Brown out of the game, and when you do that and devote more resources to that, it opens up some other areas. He’s a good player. They’re a good offense. They move the ball on a lot of teams. That was probably the big reason why – we devoted a few resources in other areas.”

(On the team’s confidence after another loss in a one-score game) “I don’t think there’s anything eroding the team’s confidence right now. We are going to keep chopping wood. That is the only thing you can do in this league. We’re going to leave the naysaying to everybody else outside of the building. We’re going to focus on what we have to do to try to improve in those areas so that we can

eventually breakthrough and win some of these one score games you're obviously talking about. We're obviously close, and we just have to keep chopping wood."

(On the Saints fumble at the start of the fourth quarter) "From the shot I saw, it looked like as Derek (Carr) was coming out under center to toss the ball and James Hurst is pulling and reaching, it looked like he hit the ball."

(On blocking out the noise) "Nothing positive comes out of being doom and gloom. Obviously, you need to make the corrections that need to be made. Then, you have to try to accentuate the positives and minimize the negatives. That's what you have to be able to do. We keep swinging, and eventually one of these turns our way. We make the play at the end of the game that gives us an opportunity to win the game. Then, you develop some confidence from there. That's where we are at as a football team."

(On the positive takeaways) "I think our guys just got over on the sideline and realized you just have to keep fighting. You really have two choices when you are in that situation. You can take the easy way out and you can give up, wave the white flag with a loser's mentality, or you can keep fighting. Our guys chose to keep fighting. Look, we battled back, and we gave ourselves a chance to win against a really good football team. We didn't get it done."

(On the halftime message): "That exact message. That exact message. Keep swinging."

(On if the last play by Detroit surprised him) "No, no. That's kind of been something they've been ready to do in those situations. You're in a situation where you can't let them run it, yet they can take the ball off of the line of scrimmage and throw it. They made a play in that particular situation."

(On the strategy with Derek Carr and Taysom Hill) "I think it was always part of the plan to utilize Taysom (Hill) in some of these plays. Then, I think as the flow of the game went on, particularly early on, I thought there was some success with some of the things we were doing with Taysom. We probably utilized him a little bit more. I thought we had a big opportunity with a big play downfield with Taysom in at quarterback, too."

(On if it is a tough decision to play Jameis Winston over Taysom Hill as the backup quarterback) "Our plan has always been if anything happened to Derek (Carr), Jameis (Winston) is the quarterback, and we will use Taysom (Hill) in the same role, we've always utilized him in."

(On if the quarterback scenario remains the same going into next week) "That's one thing we are going to look at."



POSTGAME NOTES AND QUOTES

DETROIT LIONS VS. NEW ORLEANS SAINTS SUNDAY, DECEMBER 3, 2023 • CAESARS SUPERDOME NEW ORLEANS SAINTS PLAYERS

QB TAYSOM HILL

(On the way the team responded to an early deficit) “Yeah, for sure. I think that shows signs of character in your team. What are you going to do when you get down early and face some adversity? I thought guys battled gave us opportunities to win that game.”

(On losing a game that was close) “It’s frustrating. I think these guys have been around this league for a little while you realize how competitive this league is and you look at games when we had a couple turnovers that cost us points and you start making mistakes like that when it’s as competitive as it is. That’s hard to do. It is frustrating. I think there’s a lot of good things that you can take from a game like this. We already talked about the character leadership of this team and one thing I know about the same is there’s no giving up in the locker room. Everyone’s going to keep fighting.”

(On if he feels they have run out of time) “I think as you look at sports world and life and everything else, I think you realize you control what you can control. As we look forward, our mindset goes to next week, and what are we going to do to win next week. That is all we can control. Make sure we put ourselves in a situation at the end of the season that we have an opportunity to get to the postseason.”

FS TYRANN MATHIEU

(On if keeping spirits up is in jeopardy) “No, I do not think so. I think with the kind of guys we have got on the sideline, coaches who have been in this league a long time. I think a lot of us have kind of seen it all. I wouldn’t say we were discouraged, you just got to find a way to band together and pull together, which I thought we did for a good part of it. And then, like I said, towards the end, we just couldn’t come away with the plays.”

(On his message to the fan base as a New Orleans native) “Obviously it was disappointing. I think we all need to play better. I think growing up in the city, it’s no secret that we’re all invested. You know what I mean? They have a right to apply pressure, so to speak. But at the end of the day we want a family, we want community and it’s going to take all of us.”

(On if being from New Orleans makes it more emotional with the way the season has gone) “This season hasn’t gone nearly the way we wanted it to go. There’s a sense of urgency. After a while you run out of opportunities, right? You just got to find a way to stick together. We got a lot of good players, got a lot of good coaches. I keep saying this, but we got to find a way to always believe. I think today was probably a good example of that. We down early, 21-0, the crowd is not into it, yet we still believe in each other and put ourselves in a position to possibly win the game. I’m proud of that and encouraged by that. And then I am proud of the way our fans came back towards the end of the game. We needed that. I think they had a good impact on us defensively because we were able to put together three, four drives where we were on and off the field. We one team, we one family and, like I said, we got to give them something to be proud of.”

QB JAMEIS WINSTON

(On his message to Derek Carr) “From my position I’m always lifting Derek up, but from the city’s position, I agree with Tyrann. I believe that we got to give them something to cheer for. I know that can be difficult at times, but he was very resilient, he answered the bell. But to the fans, we function off of your support. I know that we got to come in and give you something to cheer for. But just know that you and you impact us because we’re trying to lift you up. We’re trying to put on the show for you. So your support, your cheering, the inspiration that you give us is... This is why we do this. We do this for you. We wouldn’t have a job if it wasn’t for you all. So I just encourage all y’all to get behind us. That’s what this city’s is about. This city’s about resilience, this city’s about building and staying together. Despite our record, despite what’s the situation that’s going on, we got to stand together. Because the only people that can fix this is us, and that’s y’all included. That’s the fans. That’s the team. And that’s it.”

(On the amount of Lions fans) “It doesn't matter about them. I'm talking about us. I'm talking about who we are. We're the Saints. And since I've been a part of this organization, we have always found a way to overcome any type of adversity and we always stuck together because that's what it is. It's a southern love. That's the New Orleans love, right? That's that gumbo, a bunch of different mixes, putting together in a pot and you make something beautiful and we still have opportunity to make something beautiful. We just got to have our fans support, faith. As a team, we have to go out there and put on the show, do our job. I have to do my job better. Everyone has accountability in this and we're going to continue to increase and speak life and push forward.”

(On Alvin Kamara's historic day) “Everything that we do goes through him. He's the best player on our team. And that's what he expects, that's what we expect out of him. I'm just grateful to be his teammate and I'm proud of him. I'm proud of how he comes to work every single day. When you are in the locker room with a Hall of Fame guy they can just do whatever they want to do but he comes with an approach he shows up on gameday and puts on a show for all of us.”

C/G Cesar Ruiz

(On the loss) “I feel sick. I obviously don't feel good. It sucks because we feel like we should have won when everything is right there and front of you and you don't. I don't feel good.”

(On if it is more frustrating since the game was close) “I think it is really frustrating because you want to win. It doesn't feel good.”

(On if they needed more time) “You only get 60 minutes in this game, so you have to make it happen in those 60. I don't think we needed more time. Getting down by 21 early is not good. Obviously, we showed that we can come back from that. If we didn't put ourselves in that situation, then this conversation could be different. We just have to lock in. We can't let those things happen.”

(On what clicked in the third quarter) “We just came out and was ready to go. There weren't many mistakes out there. We were moving the ball and doing what we had to do. Ultimately, we were moving the ball well and doing what we had to do. That was it. There was nothing that really changed. We just got into a rhythm and was ready to go.”

G/T JAMES HURST

(On the turnover) “To be honest, I didn't know it happened. I didn't know what happened until I got to the sideline and they told me that I hit the ball. I don't know where it hit. I'm assuming some part of my hand or knee or hip. It was a play to the right, so we were all going that way. I'm not entirely sure where it hit though. It just can't happen. It was a timely turnover at the back end of our field. It's a huge negative play for us.”

(On if it's bad luck) “it's never happened to me before. I don't know exactly what the coaching point is, but a turnover is a turnover is a turnover. They got the ball and scored a touchdown on that drive. It's bad. It's no excuse. It just can't happen.”

(On battling back) “You are happy about some things like the way that we finished the game and the way we battled back. At the end of the day, the business is wins and losses. In a situation we are in where every game feels like a playoff implication, it's really tough to start a game like that. It's great to see us crawl back in and have a chance to win the game in the end, but 21-0 so early in the game is a tough way to start.”

(On if he hears the boos) “It's all white noise to us. We are getting the call and the play, getting the personnel group in and trying to communicate out there. We don't really notice it.”

(On the details) “The lack of details is what gets you beat a lot of times because everyone is so talented across the league. It's such a tightly contested league. When one little detail is off, then that's a turnover, a missed assignment, a missed block or something like that. It is what is most important at the end of the day and we all know that. Our coaching staff does a great job (to) make us understand that there are two, three or four details that matter on this play. It's really important and I think we know that.”

DT KHALEN SAUNDERS

(On Detroit getting out to a fast start in the game) “They came out and executed very well. The first drive for a touchdown was good execution. The second one, they got a turnover in prime scoring position and that helped them. Credit them, they came out and executed well. With that being said, a lot of it falls on us. They are not the first team that came out and started fast against us. We've started really slow for several weeks. I do not think that is how good they were and executed. I think it was about our troubles starting fast because clearly throughout the game you could see that we were evenly matched. Regardless of records, it was an evenly matched game and a contested game all

the way through. I even told (Jared) Goff that I had respect for making that last play because that really won it. I have to give him his respect there. I think we just have to start out fast.”

(On if it is deflating falling short) “I think that is the NFL. It is becoming more and more rare of an occasion to have blowout games. One thing I learned early in my career is that you have to play all four quarters. I think it is weird to say that we are good at playing all four quarters. We just have to start better. If the first quarter can be like our last three quarters, then I think we would have a lot more wins. We just have to focus on starting faster. It is apparent that we can finish as strong as anyone in this league. That’s just the NFL. The saying any given Sunday is the truth. Look at the Broncos and how they turned it around. You have teams like the Bills who are a really good team, but their record might not reflect it as much. It is an any given Sunday league.”

(On what hinders the team from getting out to a fast start) “I do not think it is any one thing specific. We just have to pre-plan for what they are going to do a little better. Once we see it a few times, then we know what our defense is capable of. It is just having the looks scouted a little stronger that way we can start out faster and continue to do what we have been doing to finish the game.”



POSTGAME NOTES AND QUOTES

DETROIT LIONS VS. NEW ORLEANS SAINTS SUNDAY, DECEMBER 3, 2023 • CAESARS SUPERDOME LIONS HEAD COACH DAN CAMPBELL

Opening comments: “Heck of a win. It’s not easy coming into this place to win. That’s a prideful team (the Saints). They came out and fought. I love the way that we came out early in this game. They (Saints) made some adjustments; and then we had to make some adjustments. I was proud of our defense getting two takeaways. I thought that Sam LaPorta was huge today for us. I thought that he really did make some huge plays. I thought that we did a great job of taking care of the football. We had two takeaways on defense. That’s got to be our recipe. I thought (Jared) Goff there at the end, that’s a critical, critical pass and (Josh) Reynolds on the catch....It’s not easy, not easy to win. Here we go. We’ve got nine wins with five to go.”

(On his confidence in the offense to throw the ball late in the game) “Absolutely. That’s our guy (Goff). That’s what he does. The line was protecting well today. I’ll be honest, I felt like we were getting some separation in some areas, and LaPorta was really showing up. And, again, like I said, Reynolds made a heck of a catch there (at the end). Look, in the critical moments, our offense finished it out for us.”

(On if there is any concern with the team staying focused after leading big early in the game) “No. It’s like, how often do you get to come out and it’s just like, bam, bam, within whatever that was, you’re up 21-0. We had some things that we wanted to do, particularly offensively, and defensively, for that matter. We had a good feel of it, and they (Saints) made some adjustments, which we thought they would. So, then it comes down to one play here and one play there; we are an inch away from breaking another one. It was a chess game going on, you know? D.A. (Dennis Allen), look, he’s a good defensive coach; and those guys play hard. It’s a prideful team. Look, it wasn’t ideal. You don’t always want it to be that way, but, my God, to be able to hang in there (was good). They (Saints) were able to come back, and we just answer back, and we were able to close it out. That’s a hell of a win. I am not going to take that away from us.”

(On how intentional the rushing attack was early in the game) “It was very intentional, very intentional. Our offensive line was going to set the tone for today; and they did that. We were able to hang in there. We competed. It’s what it’s all about. We’re in the month of December. Here we go.”

(On the status of Frank Ragnow) “Nothing. We won’t know until tomorrow. At first, coming off (the field), it sounded like one thing. Then, after the fact, it sounded like something maybe a little bit different. One was not as good. One sounds more positive, so I won’t know until tomorrow until we are able to do a scan.”

(On if resilience is a hallmark of this team and the importance of responding well after a loss) “I think it’s very important. I think that that is what this league is all about. I think that the teams that are able to respond after you lose a tough one...to me, it’s not easy to gain confidence after losses, but I think you have to be able to do that. (You) have to understand your own errors and understand what you have to clean up. And, then you don’t want to have to lose that way again, or like that again, or from that again. We bounced back. I am not surprised, knowing the guys that we have, the coaches that are in that locker room, the players that we have. I am not surprised. I would tell you that that is some of the best practices that we have had all year was what we had the last three days. It was competitive. It was intense. It was fiery. Look, we can’t always do that. There is going to be times where it’s going to have to be a walkthrough. We’ve got to start doing things a certain way, but it was good to see them come back and be ready for this game.”



POSTGAME NOTES AND QUOTES

DETROIT LIONS VS. NEW ORLEANS SAINTS SUNDAY, DECEMBER 3, 2023 • CAESARS SUPERDOME LIONS PLAYER QUOTES

QB JARED GOFF

(On how it is to play for a coach that puts the ball in your hands on critical moments) "Yeah, I knew we were going to have to make some plays there at the end to kind of seal that thing and obviously love it. Yeah. So that's what we're that's what you look for and made plays when they mattered. Yeah."

(On his comfort level with TE Sam LaPorta) "Yeah, as comfortable as anyone I played with and for a rookie, it's pretty it's pretty tremendous. I mean, I compare him directly to what [Amon-Ra] St. Brown was doing as a rookie as far as you know on the field and off the field and type of pro he is and knowing his assignments. Rarely does he have a rookie mistake. Very rarely. It's such a reliable guy and a guy that I count on in those crunch times. And I know he's a clutch player."

(On the ability of this team to bounce back after losses) "Dan [Campbell] talks about all the time, I mean within our building we know what's right and what's wrong, what we need to get better at, what didn't work. We don't ride the roller coaster. It's just you know, one game after another and it's a testament to him [Campbell] and our team of being able to understand when losses happened that you know what are the points to improve and emphasize on. And then, you know, typically you get a better result next time."

(On if it's difficult to keep the energy high and maintain a 21-point lead) "Well, it's hard to score on every drive, right? Like you'd love to, you know, but yeah, when you're able to get up three scores really early like that, it's huge. And it puts them [Saints] on the heels a bit. We've been in those situations this year and we know what it feels like so yeah, puts them on their heels and they were able to scratch back really nicely though in the second half and make some plays to make it a close game. That's when we had to kind of step up and close the door."

TE SAM LaPORTA

(On being trusted to have his number called in big moments on the last drive to seal the game) "Yeah. When there was, what four or five minutes on the clock we had a three and out. We did not feel good. We felt like we kind of left our defense out there to dry. They're certainly capable of coming up in big situations. They made a great fourth down stop and then we knew that when we went back out there, we wanted to finish with the ball in our hands. We did that so we converted those two big third downs and was good way to end the game."

(On his confidence level as a rookie being trusted on a big stage) "I think it creates a lot of momentum. Each week is certainly a new week but you feel good about what you've done in the past and the rapport that you have built up with your teammates, with Jared [Goff], with the entire offense. So you got to keep the momentum going and keep rolling. Keep rolling through December."

(On when he reflects on the rookie season he is having) "After the season ends. Yeah, you don't want to get caught up in all that. It just kind of muddies or clouds your vision for the team and the success we hope to have moving forward. I think I am surrounded by a lot of great people. Great teammates, great coaches, great support with my family and friends. So, they just tell me to do what I love. I love playing football. It's not a chore, it doesn't really feel like a job. You're just out there with your buddies running around. It's great that we're having success. It definitely helps and makes you want to work harder when you're having success and adding value to the team."