

2018 MEDIA INFO



ATLANTA
FALCONS
(4-6)



AT



NEW ORLEANS
SAINTS
(9-1)

8:20 PM, THURSDAY, NOVEMBER 22, 2018
MERCEDES-BENZ SUPERDOME - NEW ORLEANS, LA

TABLE OF CONTENTS

WEEKLY RELEASE INTRO

ROSTERS

Roster/Alphabetical	31
Roster/Numerical	32
Roster/Positional	33
Roster/Depth Chart Pronunciations	34
Roster/How Built	35
Roster/Game-By-Game Starters	36
Roster/Game-By-Game Inactives	37
Player Participation - Final	38

GAME SUMMARIES

THE LAST TIME

STATS

Team Stats	51
Opponent Stats	52
Team Offense GxG	53
Team Defensive Stats GxG	54
Individual GxG Stats: DEFENSIVE	55-58
Individual GxG Stats: PASSING	59
Individual GxG Stats: RUSHING	60

Individual GxG Stats: RECEIVING	61
Game by Game Tackles (Individual)	63
Individual GxG Stats: PUNT RETURNS	64
Individual GxG Stats: KICKOFF RETURNS	65
Individual GxG Stats: FIELD GOALS	66
Individual GxG Stats: SPECIAL TEAMS	67
Scoring Drives	69
Opponents Scoring Drives	71
Scoring	72
Turnover Chart	73
Takeaway/Giveaway Chart	75
3rd Down and...	76
3rd Down Chart	77
Inside the 20	78
Goal to Go Situations	79
Big Gains	80
Big Plays of 20+ Yards	81
300 Pass/100 Receiving & Rushing Games	82
Week-By-Week NFL Rankings	83
UPDATED PLAYER BIOS	

2018 REGULAR SEASON

GAME
01

THURS. SEP. 6
L, 18-12
LINCOLN FINANCIAL FIELD



GAME
05



SUN. OCT. 7
L, 41-17
HEINZ FIELD
FOX

GAME
09

SUN. NOV. 11
L, 28-16
FIRST ENERGY STADIUM
FOX

GAME
13

SUN. DEC. 9
1:00PM
LAMBEAU FIELD
FOX

GAME
02

SUN. SEP. 16
W, 31-24
MERCEDES-BENZ STADIUM
FOX

GAME
06

SUN. OCT. 14
W, 34-29
MERCEDES-BENZ STADIUM
FOX

GAME
10

SUN. NOV. 18
L, 22-19
MERCEDES-BENZ STADIUM
FOX

GAME
14

SUN. DEC. 16
1:00PM*
MERCEDES-BENZ STADIUM
FOX

GAME
03

SUN. SEP. 23
L, 37-43 (OT)
MERCEDES-BENZ STADIUM
FOX

GAME
07

MON. OCT. 22
W, 23-20
MERCEDES-BENZ STADIUM
ESPN

GAME
11

THURS. NOV. 22
8:20PM**
MERCEDES-BENZ SUPERDOME


GAME
15

SUN. DEC. 23
1:00PM*
BANK OF AMERICA STADIUM
FOX

GAME
04

SUN. SEP. 30
L, 36-37
MERCEDES-BENZ STADIUM
CBS

GAME
08

SUN. NOV. 4
W, 38-14
FEDEX FIELD
FOX

GAME
12

SUN. DEC. 2
1:00PM
MERCEDES-BENZ STADIUM
CBS

GAME
16

SUN. DEC. 30
1:00PM*
RAYMOND JAMES STADIUM
CBS

  // NBC FLEX SCHEDULE ELIGIBLE // *FLEX SCHEDULE ELIGIBLE // **NATIONALLY TELEVIEWED GAME // ALL TIMES ARE EASTERN



2018 WEEK 12 GAME RELEASE

THANKSGIVING NIGHT

The Falcons will travel to New Orleans in Week 12 to take on the Saints on Thanksgiving night. This will be the 100th all-time meeting between the Falcons and Saints with the Falcons leading the 52-47. The Falcons will be looking to snap their two-game losing streak and tie the season series against New Orleans down in the Big Easy.

The last time these two teams met, The Falcons didn't capitalize on their winning moments and fell to the Saints in overtime, 43-37, in Week 3. QB Matt Ryan completed 26-of-35 passes for 374 yards and five passing touchdowns for a 148.1 QB rating. WR Calvin Ridley caught seven passes for 146 receiving yards and three touchdowns, including a career-long 75-yard touchdown. With 146 receiving yards, Ridley produced his first career 100-yard receiving game.

In Week 11, the Falcons fell to the Dallas Cowboys in the final seconds, 22-19, at Mercedes-Benz-Stadium. WR Julio Jones finished the day with six catches for 118 yards and one touchdown - recording his 46th career 100-yard receiving game to surpass WR Randy Moss (45) for the most 100-yard receiving games in a player's first eight seasons.

K Matt Bryant was a perfect four-for-four on field goal attempts, including a 53-yarder, 45-yarder, 43-yarder and a 21-yarder.

QB Matt Ryan completed 24-of-34 passes for 291 yards and one touchdown for a 94.1 QB rating. During the first half, WR Mohamed Sanu had two receptions for a total of 22 yards, both leading to first-down completions. The seven-year veteran finished the day with four catches for 56 yards, including one rush for three-yards.

RB Tevin Coleman led the Falcons with eight carries for 57 yards rushing Sunday afternoon, and added three catches for 27 yards.

During the second quarter, LB Vic Beasley sacked QB Dak Prescott for a loss of 11 yards. Later in the third quarter, he followed up with another sack for a loss of six yards, marking the fastest sack of the day in just 4.2 seconds according to Next Gen Stats. Beasley finished the afternoon with three solo tackles and 2.0 sacks for a loss of 17 yards.

LB Foyesade Oluokun led the Falcons with a career-high 10 tackles (six solo).

BROADCAST INFORMATION



TELEVISION

Play-by-Play: Mike Tirico
Color Analysis: Cris Collinsworth
Sideline: Michele Tafoya



NATIONAL RADIO

Play-by-Play: Tom McCarthy
Color Analysis: Ross Tucker
Sideline: Hub Arkush



RADIO

Play-by-Play: Wes Durham
Color Analysis: Dave Archer
Sideline: John Michaels

WEEKLY MEDIA SCHEDULE

Head Coach Dan Quinn will speak to the media at 6:00 p.m. on Monday and 12:25 p.m. on Tuesday this week.

DAY	TIME	AVAILABILITY
Tues. Nov. 20	1:40 p.m./2:35 p.m.	WR Julio Jones
Wed. Nov. 21	-	-
Thur. Nov. 22	8:20 p.m.*	Yes

Open Locker Room/Practice Time
*Practice Start Time (Open Locker Room after)
*Game start time

Brian Cearns
Sr. Director, Football Communications
BCearns@Falcons.NFL.com - 470.341.4151

Gaby Moran
Football Communications Specialist
Gaby.Moran@Falcons.NFL.com - 470.341.4154





Matt Haley
Football Communications Manager
MHaley@Falcons.NFL.com - 470.341.4152

Morgan Shaw-Parker
Vice President of AMBSE Brand Strategy
MShawParker@Falcons.NFL.com - 470.341.4150





Curtis D Jackson III
Football Communications Coordinator
CJackson@FalconsNFL.com - 470.341.4153

Alex Aiello
Football Communications Seasonal Intern
Alexandra.Aiello@Falcons.NFL.com





NFC South

		Tie	Win%	Div	Conf
	9-1	0	.900%	1-1	6-1
	6-4	0	.600%	1-1	4-3
	4-6	0	.400%	2-1	4-3
	3-7	0	.300%	1-2	2-5





NFC East

		Tie	Win%	Div	Conf
	6-4	0	.600%	2-0	6-2
	5-5	0	.500%	2-1	4-3
	4-6	0	.400%	1-1	2-5
	3-7	0	.300%	0-3	2-6

NFC North

		Tie	Win%	Div	Conf
	7-3	0	.700%	2-1	5-1
	5-4	1	.550%	1-1-1	4-3-1
	4-5	1	.450%	1-1-1	2-4-1
	4-6	0	.400%	1-2	2-5

NFC West

		Tie	Win%	Div	Conf
	9-1	0	.900%	4-0	6-1
	5-5	0	.444%	1-2	4-3
	2-8	0	.200%	2-2	2-5
	2-8	0	.200%	0-3	1-6

* - Won Division
 x - Clinch Playoff Birth
 y - Clinched First Round Bye

2018 REGULAR SEASON LEADERS

Passing



Cmp.	Att.	Yds	TDS	INT	Rate
275	387	3,306	22	4	111.6

MATT RYAN

Rushing



Att.	Yds	Avg.	Long	TDs
114	500	4.4	36	2

TEVIN COLEMAN



Att.	Yds	Avg.	Long	TDs
59	199	3.4	18	4

ITO SMITH

Receiving



Rec.	Yds	Avg.	Long	TDs
73	1,158	15.9	58	3

JULIO JONES



Rec.	Yds	Avg.	Long	TDs
50	445	8.9	36	3

AUSTIN HOOPER



Rec.	Yds	Avg.	Long	TDs
39	532	13.6	75t	7

CALVIN RIDLEY



Rec.	Yds	Avg.	Long	TDs
38	472	12.4	43t	3

MOHAMED SANU

Passing



Cmp.	Att.	Yds	TDS	INT	Rate
257	334	2,964	25	1	126.9

DREW BREES

Rushing



Att.	Yds	Avg.	Long	TDs
136	617	4.5	49t	11

ALVIN KAMARA



Att.	Yds	Avg.	Long	TDs
79	388	4.9	38	4

MARK INGRAM

Receiving



Rec.	Yds	Avg.	Long	TDs
82	1,042	12.7	72t	8

MICHAEL THOMAS



Rec.	Yds	Avg.	Long	TDs
56	510	9.1	37t	4

ALVIN KAMARA



Rec.	Yds	Avg.	Long	TDs
9	123	13.7	42	1

BENJAMIN WATSON

ALL-TIME RESULTS

All-time regular season results:
Falcons lead, 51-47

Current Regular Season Streak:
Saints last two

Last Regular Season Meeting:
2018: Saints 43-37 OT (Atlanta)

ALL-TIME RESULTS - SINCE '08

Year	Results	Location
'08	Falcons 34-20	Atl
	Saints 29-25	NO
09	Saints 35-27	NO
	Saints 26-23	Atl
'10	Falcons 27-24 OT	NO
	Saints 17-14	Atl
'11	Saints 26-23 OT	Atl
	Saints 45-16	NO
'12	Saints 28-27	NO
	Falcons 23-13	Atl
'13	Saints 23-17	NO
	Saints 17-13	Atl
'14	Falcons 37-34 OT	Atl
	Falcons 30-14	NO
'15	Saints 31-21	NO
	Saints 20-17	Atl
'16	Falcons 45-32	NO
	Falcons 38-32	Atl
'17	Falcons 20-17	Atl
	Saints 23-13	NO
'18	Saints 43-37 OT	Atl

FALCONS VS. SAINTS SUPERLATIVES

Single Game Highs

Passing Yards:
Matt Ryan - 448 (9/7/14)

Touchdown Passes:
2 Players - 4 (M. Ryan 1/1/17)

Rushing Yards:
Gerald Riggs - 202 (9/2/84)

Rushing Touchdowns:
7 Players - 2 (M. Vick 12/12/05)

Receptions:
4 Players - 11 (T. Gonzalez 11/11/12)

Receiving Yards:
Terance Mathis - 198 (12/13/98)

Receiving Touchdowns:
Alfred Jenkins - 3 (11/1/81)

Longest Rush:
Devonta Freeman - 75 (1/1/17)

Longest Reception:
Trevor Gaylor - 74t (11/17/02)

Longest Field Goal:
Morten Andersen - 55 (10/12/97)




MOST 100 YARD GAMES
THROUGH FIRST EIGHT SEASONS

HEAD COACH



DAN QUINN



COACHING BACKGROUND



(2015-Present) FALCONS
HEAD COACH



(2013-14) SEAHAWKS
DEFENSIVE COORDINATOR



(2011-12) FLORIDA GATORS
DEFENSIVE COORDINATOR / D-LINE



(2009-10) SEAHAWKS
DEFENSIVE LINE COACH



(2007-08) JETS
DEFENSIVE LINE COACH



(2005-06) DOLPHINS
DEFENSIVE LINE COACH



(2003-04) 49ERS
DEFENSIVE LINE COACH



(2001-02) 49ERS
DEFENSIVE QUALITY CONTROL



(2000) HOFSTRA
DEFENSIVE COORDINATOR / D-LINE



(1996-99) HOFSTRA
DEFENSIVE LINE COACH



(1995) VA MILITARY INSTITUTE
DEFENSIVE LINE COACH



(1994) WILLIAM & MARY
DEFENSIVE LINE COACH

COACHING CAPSULE

Coaching Years in NFL: 16th Year
Falcons Head Coach: 4th Year
Regular Season: 33-25 (.569)
Postseason: 3-2 (.600)

Coch Quinn vs. Saints

Regular Season: 3-4 (.429)
Postseason: 0-0 (.000)

TALE OF THE TAPE

2018 Regular Season Statistics Rankings

Falcons		Saints
26.3 (9)	Pts/Game	37.8 (1)
403.4 (6)	Tot Off.	427.1 (3)
88.8 (29)	Net Rush Yds/Game	131.4 (6)
314.6 (2)	Net Pass Yds/Game	295.7 (6)
29:59 (20)	Poss Avg	33:11 (1)
27.6 (29)	Opp Pts/Game	23.9 (16)
405.2 (29)	Opp Tot Off.	358.2 (17)
121.1 (21)	Opp Rush Yds/Game	77.9 (2)
284.1 (29)	Opp Pass Yds/Game	280.3 (27)
+1 (T17)	Turnover Differential	+5 (T7)



HEAD COACH



SEAN
PAYTON

COACHING CAPSULE

Coaching Years in NFL: 20th year
Saints Head Coach: 12th year
Regular Season: 114-72 (.613)
Postseason: 7-5 (.583)

Coch Payton vs. Falcons

Regular Season: 17-8 (.680)
Postseason: 0-0 (.000)

LAST TIME

The Last Time vs. Saints

100-Yard Rusher:

Devonta Freeman - 152 (9/26/16)

300-Yard Passer:

Matt Ryan - 374 (9/23/18)

100-Yard Receiver:

Calvin Ridley - 146 (9/23/18)

Last Regular Season Game vs. Saints

Game: Saints 43-37 (Atlanta)

Passing: M. Ryan 374 / D. Brees 396

Rushing: T. Coleman 33 yds / A. Kamara 66 yds

Receiving Yds: C. Ridley 146 yds / M. Thomas 129 yds

Receptions: C. Ridley 7 rec. / A. Kamara 15 rec.

Tackles: D. Riley 13 TT / D. Davis 9 TT

COACHING BACKGROUND

(2006-Present) SAINTS

Head Coach



(2003-05) COWBOYS

Asst. HC & Quarterbacks Coach



(2000-02) GIANTS

Offensive Coordinator



(1999) GIANTS

Quarterbacks Coach



(1997-98) EAGLES

Quarterbacks Coach



(1996) UNIVERSITY OF ILLINOIS

Quarterbacks Coach



(1994-95) MIAMI (OH)

Offensive Coordinator



(1992-93) SAN DIEGO STATE

Running Backs Coach



(1990-91) INDIANA STATE

RB & WR Coach



(1988-89) SAN DIEGO STATE

Offensive Asst.



FALCONS

OFFENSIVE NOTES



ACTIVE SEASON/GAME STREAKS

7

Matt Ryan: 4,000 Yd Seasons

5

Julio Jones: 1,000 Receiving Yds

THIRD DOWN CONVERSIONS

The Falcons have converted 51.1-percent of their third downs, the second-highest conversion rate in the NFL. It is currently the highest third-down percentage in franchise history.

3RD DOWN PERCENTAGE

TEAM	PCT
COLTS	52.2
FALCONS	51.1
BUCCANEERS	49.1
CHIEFS	47.2
SAINTS	47.0

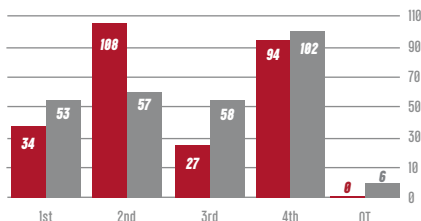
QUICK SLANT

ALL EYES ON ITO

Rookie Ito Smith recorded a 12-yard rushing touchdown in Week 9 against Washington, marking his fourth rushing touchdown on the season. Smith has posted the most rushing touchdowns by a Falcons rookie since T.J. Duckett (4) in 2002.

SCORING BY QUARTERS

The Falcons have scored 108 points in the second quarter this season, which is the fifth most points scored in the NFL. The team's 94 points in the fourth quarter are the third-most points scored in the league.



OFFENSIVE RANKINGS

The Falcons had seven players record a reception against the Cowboys on Sunday, marking the ninth consecutive game with at least six different receivers.

OFFENSE

NFL RANKS

6th	YDS/GAME
29th	RUSHING
2nd	PASSING
2nd	3RD DOWN%
9th	RED ZONE
9th	PTS/GAME
20th	TIME OF POSSESSION

GETTING THE YARDS

The Falcons average 6.31 yards per play in 2018, which is the sixth-most in the NFL and currently the second-highest yards per play average in franchise history.

YARDS PER PLAY IN 2018

TEAM	YDS/PL
CHIEFS	6.95
RAMS	6.91
CHARGERS	6.86
BUCCANEERS	6.71
SAINTS	6.44
FALCONS	6.31

INTERCEPTION PERCENTAGE

The Falcons are third in the NFL in interception percentage. It is currently tied for the lowest interception percentage in franchise history through 10 games.

INTERCEPTION PCT


TEAM	INT%
SAINTS	0.29
PACKERS	0.51
FALCONS	1.02
REDSKINS	1.47
COWBOYS	1.63

DEFENSIVE RANKINGS

The Falcons defense forced one turnover and one forced fumble against the Browns in Week 10.

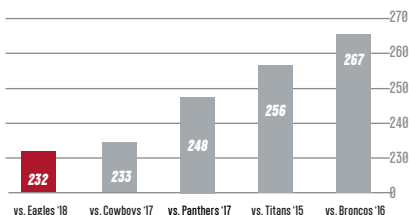
DEFENSE

NFL RANKS



NOT MOVING ON US

Since 2015, the Falcons have allowed less than 250 total yards three times. In Week 1, the defense only allowed 232 total yards, which was the lowest since 2014.



PINNING THEM DEEP

The Falcons kickoff team has only allowed 21 yards per return, which is the seventh lowest total in the NFL this season.

OPPONENT KICKOFF RETURNS

TEAM	AVG	≤10
JAGUARS	16.0	2
TEXANS	17.8	3
GIANTS	18.6	1
BRONCOS	20.6	3
STEELERS	20.8	4
CARDINALS	20.8	2
FALCONS	21.0	2

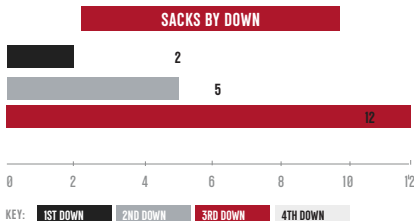


FALCONS

DEFENSIVE NOTES

SACKS BY DOWN

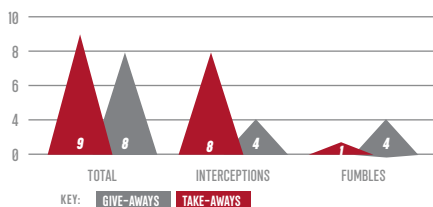
The defense's 12 sacks on third down are tied for the ninth-most in the NFL.



2018 DEFENSIVE LEADERS

Total Tackles: De'Vondre Campbell (55)
Sacks: Takk McKinley (5.5)
Forced Fumbles: Three Players (1)
Fumble Recoveries: Kemal Ishmael (1)
Pass Deflections: Three Players (7)
Interceptions: Damontae Kazee (5)
TFL: Takk McKinley (6)
QB Hits: McKinley/Jarrett (9)
SP Team Tkl: Justin Bethel (11)
Def TDs: N/A

TAKE-AWAYS/GIVE-AWAYS



I'LL TAKE THAT

The Falcons defense has forced two turnovers in the red zone, which is tied for the eighth-most in the NFL this season.

RED ZONE TURNOVERS

TEAM	TAKEAWAYS
DOLPHINS	5
BEARS	4
CHARGERS	4
BROWNS	3
GIANTS	3
SEAHAWKS	3
WASHINGTON	3
FALCONS	2

MATT RYAN VS. NEW ORLEANS

In 20 career games against the Saints, Matt Ryan averages 298.9 yards per game and has a 99.3 passer rating. In his last matchup on Sept. 23, 2018, the 11-year veteran went 26-for-35 for 374 yards, including five passing touchdowns, and a 148.1 passer rating.

BEST ACCOLADES VS. N.O.

411

11/11/12: Most yards thrown on the road in his career and most yards thrown in New Orleans in franchise history.

1/1/17: Highest completion rate against New Orleans.

76.9%

5

9/23/18: This marked his most passing touchdowns in a single game in his career.

JULIO JONES VS. NEW ORLEANS

WR Julio Jones has faced the Saints 14 times since 2011, averaging 89.7 yards per game and 5.7 targets per game. In his last matchup, Jones posted five receptions for 96 yards on Sept. 23, 2018.

JONES' STATS AT N.O.

DATE	REC	YARDS	TDs
DEC. 26, 2011	8	128	1
NOV. 11, 2012	4	75	0
SEPT. 8, 2013	7	76	1
DEC. 21, 2014	7	107	0
OCT. 15, 2015	6	93	0
SEPT. 26, 2016	1	16	0
DEC. 24, 2017	7	149	0

DESMOND TRUFANT VS. NEW ORLEANS

DATE	TKLs	SOLO	INTs	PDs
SEPT. 8, 2013	5	4	0	1
NOV. 21, 2013	5	4	0	3
SEPT. 7, 2014	2	2	0	1
DEC. 21, 2014	5	4	1	1
OCT. 15, 2015	1	1	0	0
JAN. 3, 2016	3	3	0	0
SEPT. 26, 2016	3	3	0	0
DEC. 7, 2017	1	1	0	1
DEC. 24, 2017	3	3	0	0
SEPT. 23, 2018	4	3	0	0




FALCONS
NOTES VS. SAINTS

DEFENSE VS. SAINTS

DEFENSE STATS VS. N.O. SINCE '15

DATE	TKLs	SACKs	PDs	INTs
OCT. 15, 2015	68	1.0	1	0
JAN. 3, 2016	56	0.0	5	0
SEPT. 26, 2016	62	2.0	7	1
JAN. 1, 2017	56	2.0	14	1
DEC. 7, 2017	51	2.0	3	1
DEC. 24, 2017	55	1.0	3	1
SEPT. 23, 2018	67	1.0	1	0



MATT BRYANT VS. NEW ORLEANS

Since K Matt Bryant became a Falcon in 2009, he has made 31 field goals, including six 50-yarders, and converted all 45 extra points.

DATE	FGM-FGA	FG %	FG LONG
DEC. 13, 2009	3-3	100.0	36
SEPT. 26, 2010	2-2	100.0	46
DEC. 27, 2010	0-0	---	--
NOV. 13, 2011	3-4	75.0	36
DEC. 26, 2011	3-3	100.0	51
NOV. 11, 2012	2-2	100.0	37
NOV. 29, 2012	3-3	100.0	55
SEPT. 8, 2013	1-1	100.0	23
NOV. 21, 2013	2-3	66.7	39
SEPT. 7, 2014	3-3	100.0	52
DEC. 21, 2014	3-3	100.0	50
OCT. 15, 2015	0-0	---	--
SEPT. 26, 2016	1-1	100.0	21
JAN. 1, 2017	1-1	100.0	22
DEC. 7, 2017	2-2	100.0	52
DEC. 24, 2017	2-2	100.0	48
SEPT. 23, 2018	0-0	---	--

QUICK SLANT

Bryant became the fourth player in NFL history to kick a 50+ yard field goal with less than a minute remaining to force overtime in addition to converting a 50+ game-winning field goal in overtime vs. New Orleans (9/7/14).

COMPLETIONS

Ryan needs 146 completions to move into the top 10 on the NFL's all-time completions list.

ALL-TIME COMPLETIONS

RANK	PLAYER	COMP
10.	W. MOON	3,988
11.	C. PALMER	3,941
12.	M. RYAN	3,905
13.	D. BLEDSOE	3,859
14.	V. TESTAVERDE	3,787
15.	F. TARKENTON	3,686



PASSING TOUCHDOWNS

Ryan surpassed Vinny Testaverde for the 15th-most passing touchdowns in NFL history in Week 9 versus Washington.

ALL-TIME PASSING TDs

RANK	PLAYER	TDs
10.	A. RODGERS	328
11.	J. ELWAY	300
12.	C. PALMER	294
13.	W. MOON	291
14.	J. UNITAS	290
15.	M. RYAN	282

QUICK SLANT

Ryan, who recorded his 50th career game with at least 300 passing yards on Sunday, joined Drew Brees (57 games) as the only quarterbacks in NFL history with at least 50 games of 300+ passing yards in their first 11 seasons.



FALCONS

NFL HISTORY NOTES

RECEIVING YARDS

In Week 11, WR Julio Jones had a 30-yard reception that put him over 10,000 career receiving yards - becoming the fastest player in NFL history to reach 10,000 receiving yards, surpassing WR Calvin Johnson's previous record of doing so in 115 games.

10,000 RECEIVING YDS MARK

GAMES	PLAYER
104	J. JONES
115	C. JOHNSON
116	T. HOLT
116	A. BROWN



PASSING YARDS

In the third quarter in Week 11, Matt Ryan surpassed Drew Bledsoe (44,611) for the 14th-most passing yards in NFL history (44,811).

ALL-TIME PASSING YARDS

RANK	PLAYER	YARDS
10.	W. MOON	49,325
11.	F. TARKENTON	47,003
12.	C. PALMER	46,247
13.	V. TESTAVERDE	46,233
14.	M. RYAN	45,102
15.	D. BLEDSOE	44,611



MATT RYAN

#2 | QUARTERBACK

NFL PASSING YARDS CAREER LEADERS

In Week 4, Ryan passed Hall of Fame QB Dan Fouts on the NFL's career passing yards list. Ryan is currently 14th on the all-time list and sixth among active quarterbacks.

ACTIVE PASSING LEADERS

PLAYER	YDS
D. Brees	73,409
T. Brady	68,907
E. Manning	54,478
B. Roethlisberger	54,478
P. Rivers	53,208
M. Ryan	45,102

COMPLETION RATE THROUGH THE ROOF

Since 2012, Matt Ryan has had eight games in which he has completed 80 percent of his passes. Only Drew Brees and Philip Rivers has more such games during that span.

GAMES W/80% CMP PCT

PLAYER	80% Cmp
Drew Brees	11
Philip Rivers	9
Matt Ryan	8
Alex Smith	8
Peyton Manning	7

SLINGING IT AROUND

Ryan is averaging 8.5 yards per pass attempt, which is the sixth-most in the NFL.

PASS YDS/ATT

PLAYER	YDS/ATT
R. Fitzpatrick	9.6
J. Goff	9.4
P. Mahomes	9.1
P. Rivers	9.1
D. Brees	8.9
M. Ryan	8.5

NFL CAREER PASSING YARDS PER GAME LEADERS

283.4

D. Brees

276.7

M. Stafford

273.1

A. Luck

270.5

P. Manning

268.5

M. Ryan

RYAN'S 21 FRANCHISE RECORDS

- 45,102 - Most passing yards (career)
- 4,944 - Most passing yards (season, '16)
- 5,980 - Most passes attempted (career)
- 3,905 - Most passes completed (career)
- 651 - Most passes attempted (season, '13)
- 503 - Most passing yards (single game, '16)
- 439 - Most passes completed (season, '13)
- 282 - Most passing touchdowns (career)
- 203 - Consecutive passes w/o an INT - '18
- 155.9 - Highest passer rating (single game, '14)
- 117.1 - Highest passer rating (season, '16)
- 94.6 - Highest passer rating (career)
- 65.3 - Highest completion pct. (career)
- 87.5 - Highest completion pct. (single gm, '14)
- 64.9 - Highest completion pct. (season, '16)
- 51 - Most 300-yard games (career)
- 38 - Most touchdown passes (season, '16)
- 22 - Most consecutive completions ('12)
- 12 - Games w/100+ passer rating (season, '16)
- 7 - Most 300-yard games (season, '12 & '13)
- 5 - Most passing TDs tied w/W. Wilson (game)

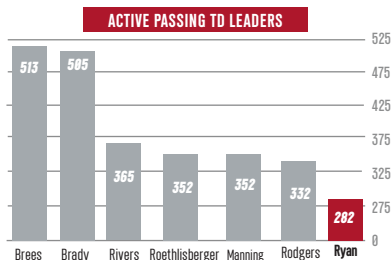


MATT RYAN

#2 | QUARTERBACK

TOUCHDOWN PASSES

Ryan has recorded 84 career multi-touchdown games, and has led the team to a 27-7 record when he throws three-or-more touchdowns.



4,000 Passing Yard Streak

Ryan completed his seventh straight 4,000 passing yard season in 2017. His current streak is tied for the third longest in NFL history.

PLAYER	SEASONS
D. BREES	*12
P. MANNING	8
M. RYAN	*7
M. STAFFORD	*7
P. MANNING	6

* = Active Streak

SLINGIN IT AROUND

Ryan averages 335.0 passing yards per game, which leads the league. His 71.1 completion percentage is fourth in the league.

PLAYER	YDS/GM	PASS CMP%
MATT RYAN	330.6	71.1
BEN ROETHLISBERGER	320.2	65.1
PATRICK MAHOMES	315.0	67.0
JARED GOFF	313.4	68.4
AARON RODGERS	307.3	61.8

QUICK SLANT

ICE MAN

Between Week 2 and Week 9, Ryan had 213 pass attempts without an interception, a franchise record, which ended when Redskins' Quinton Dunbar intercepted Ryan at the end of the first quarter.

QUICK SLANT

START STREAK

Ryan began Week 6 with 12 consecutive completions and finished Week 7's game with 18 straight completions, connecting with 10 different receivers.

QB/WR CONNECTIONS

Ryan and Julio Jones have connected on 654 passes, which is the third most among active quarterbacks and their teammates.

QUARTERBACK/WIDE RECEIVER	PASS/CMP
B. ROETHLISBERGER/A. BROWN	755
P. RIVERS/A. GATES	750
M. RYAN/J. JONES	654
A. DALTON/A.J. GREEN	581
T. BRADY/R. GRONKOWSKI	498

All-Time 200+ Passing Yard Streak

In 2017, Ryan broke an NFL record by throwing for 200+ yards in 64 straight games.

PLAYER	GAMES	YDS
M. RYAN	64	18,502
D. BREES	55	17,533
D. FOUTS	45	13,882
D. BREES	43	14,300

HIGH RATINGS

Ryan has a 111.5 passer rating, which is currently fifth in the NFL and the second-highest passer rating in his career.

PLAYER	RATING
D. BREES	126.9
P. MAHOMES	117.4
J. GOFF	113.0
P. RIVERS	112.1
M. RYAN	111.5

10,000

YDS



ANTONIO
BROWN

CALVIN
JOHNSON

JERRY
RICE

TORY
HOLT





JULIO JONES

#11 | WIDE RECEIVER

JONES' 8 FRANCHISE RECORDS

- 1,871** - Most rec yds (single season, '15)
- 959** - Most receiving yards (rookie)
- 300** - Most receiving yards in a game
- 182** - Most receiving yards (playoff game)
- 136** - Most receptions (single season, '15)
- 46** - Most 100-yd receiving games (career)
- 9** - Most 100-yd rec gms in a season ('15)
- 8** - Most touchdown receptions (rookie)

100 FOR 11

In Week 5, Jones played in his 100th career game, totaling 9,618 receiving yards, including 41 games of 100+ yards. Both statistics mark the most in each category through a player's first 100 games.

100 YARD GAMES - THROUGH 100 GAMES

PLAYER	100+ GAMES
JULIO JONES	41
*LANCE ALWORTH	40
*RANDY MOSS	39
CALVIN JOHNSON	36
TORRY HOLT	35
*JERRY RICE	34

RECEIVING YARDS THROUGH 100 GAMES

PLAYER	YDS
JULIO JONES	9,618
*LANCE ALWORTH	9,019
CALVIN JOHNSON	8,740
*RANDY MOSS	8,680
TORRY HOLT	8,598

* = Selected to Pro Football Hall of Fame

Career Receiving Yds Per Game

J. Jones	97.3
O. Beckham	94.0
C. Johnson	86.1
A. Brown	85.7
M. Thomas	83.5

RECEIVING YARDS

Jones' 1,158 receiving yards lead the NFL. Jones' 115.8 receiving yards per game also leads the league.

RECEIVING YARDS

PLAYER	YDS	REC	YDS/GM
JULIO JONES	1,158	73	115.8
MICHAEL THOMAS	1,042	82	104.2
ADAM THIELEN	1,013	85	101.3
MIKE EVANS	957	56	95.7
DAVANTE ADAMS	953	72	95.3

YARDS PER RECEPTION - WRs

PLAYER	YDS/REC
DESEAN JACKSON	19.8
TYRELL WILLIAMS	18.5
JOSH GORDON	18.3
JOHN BROWN	17.8
MIKE EVANS	17.1
BRANDIN COOKS	16.8
TYREEK HILL	16.2
JULIO JONES	15.9

* minimum 25 receptions

NFL SINGLE-GAME RECEIVING LEADER

Jones recorded 300 receiving yards against the Carolina Panthers in 2016, which was the fourth-most receiving yards in a single game in the Super Bowl era.

NFL Single Game Rec Yds Leaders

PLAYER	YARDS
F. ANDERSON	336
C. JOHNSON	329
S. PAIGE	309
J. JONES	300

FRANCHISE 100-YARD GAMES

Most 100-Yd Games

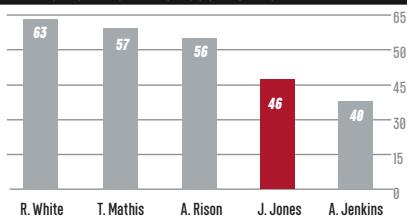
PLAYER	Games
J. JONES	46
R. WHITE	39
A. JENKINS	16
A. RISON	15
T. MATHIS	14



JULIO JONES

#11 | WIDE RECEIVER

FRANCHISE RECEIVING TOUCHDOWNS



SEASONS W/80 RECEPTIONS & 1,400 RECEIVING YDS

Jones & Harrison are the only receivers to accomplish this feat four seasons in a row.

PLAYER	Seasons
JERRY RICE	6
JULIO JONES	4
ANDRE JOHNSON	4
ANTONIO BROWN	4
LARRY FITZGERALD	4
MARVIN HARRISON	4

FALCONS ALL-TIME RECEIVING YARDS LEADERS

Falcons Rec. Yds Leaders

PLAYER	Yards
R. WHITE	10,863
J. JONES	10,212
T. MATHIS	7,349
A. JENKINS	6,267
A. RISON	5,633

FALCONS ALL-TIME RECEPTION LEADERS

Falcons Reception Leaders

PLAYER	Catches
R. WHITE	808
J. JONES	658
T. MATHIS	573
A. RISON	423
T. GONZALEZ	409

ACTIVE RECEIVING YARD LEADERS

PLAYER	Yards
L. FITZGERALD	15,975
B. MARSHALL	12,351
A. GATES	11,629
A. BROWN	10,717
D. JACKSON	10,218
J. JONES	10,212

QUICK SLANT

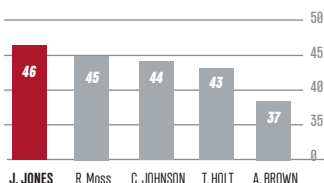
READY, SET, JET

Jones has totaled 1,158 receiving yards through the first 10 games, the third-most receiving yards by a player in his team's first 10 games of the season since 1970. Jones holds the record with 1,189 in 2015.

GOAT STATUS

In Week 11, Jones posted six receptions for 118 receiving yards, including one touchdown, marking his seventh 100-yard receiving game of the season. Through eight seasons, Jones has 46 career games with 100 receiving yards, the most in NFL history by a player in his first eight seasons.

100 RECEIVING YARD GAMES IN FIRST 8 SEASONS





CALVIN RIDLEY

#18 | WIDE RECEIVER

AIRING IT OUT

Rookie WR Calvin Ridley posted multiple receiving touchdowns against the Saints and Bengals, becoming the third Falcon to have consecutive games with 2+ receiving touchdowns in a season.

3

Andre Rison: Oct. 7-21, 1990
6 total touchdowns in that span

2

Calvin Ridley: Sept. 23-30, 2018
5 total touchdowns in that span

2

Terance Mathis: Nov. 20-27, 1994
4 total touchdowns in that span

Andre Rison: Sept. 4-11, 1994
4 total touchdowns in that span

2

Andre Rison: Sept. 27-Oct. 4, 1992
5 total touchdowns in that span

QUICK SLANT

RIDLEY'S ROOKIE RECORD


Ridley set an NFL record with six receiving touchdowns, the most by a rookie in a team's first four games in league history.

ROOKIE LEADER

Ridley's 532 receiving yards lead all rookie wide receivers this season. The rookie's seven receiving touchdowns are tied for seventh in the NFL.

ROOKIE RECEIVING LEADERS

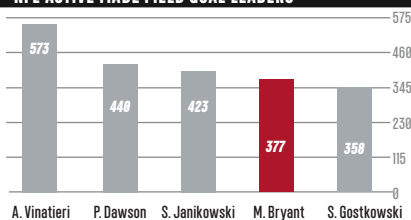
PLAYER	YDS	REC.TDS
SAQUON BARKLEY	540	3
CALVIN RIDLEY	532	7
CHRISTIAN KIRK	495	3
D.J. MOORE	474	2



MATT BRYANT

#3 | KICKER

NFL ACTIVE MADE FIELD GOAL LEADERS



FALCONS POINT LEADERS

Bryant's 1,085 points since joining the Falcons in 2009 rank third during that time span.

Franchise Points

PLAYER	Points
M. BRYANT	1,085
M. ANDERSEN	806
M. LUCKHURST	558
J. FEELY	436
N. JOHNSON	395

FRANCHISE POINTS SCORED - SEASON

Season Points

PLAYER	Points
M. BRYANT '16	158
M. BRYANT '12	143
J. FEELY '02	138
M. BRYANT '17	137
J. ELAM '08	129

ACTIVE POINT LEADERS

Points

PLAYER	Points
A. VINATIERI	2,561
S. JANIKOWSKI	1,865
P. DAWSON	1,843
S. GOSTKOWSKI	1,701
M. BRYANT	1,680



AUSTIN HOOPER

#81 | TIGHT END

SAFETY VALVE

TIGHT END RECEIVING YARDS

PLAYER	REC YDS
ZACH ERTZ	804
TRAVIS KELCE	787
GEORGE KITTLE	775
JARED COOK	577
O.J. HOWARD	565
ERIC EBRON	463
JORDAN REED	462
JIMMY GRAHAM	452
ROB GRONKOWSKI	448
AUSTIN HOOPER	445

GO TO TARGET

Hooper is averaging 5.0 receptions per-game, ranking him third in the NFL among tight ends.

TIGHT END RECEPTIONS PER GAME

PLAYER	REC	REC/G
ZACH ERTZ	77	7.7
TRAVIS KELCE	57	5.7
AUSTIN HOOPER	50	5.0
GEORGE KITTLE	50	5.0
JARED COOK	45	4.5



VIC BEASLEY JR.

#44 | OUTSIDE LINEBACKER

SINGLE SEASON SACK RECORD

16.5

J. Abraham '08

15.5

V. Beasley Jr. '16

13

J. Abraham '10

13

P. Kerney '04

FRANCHISE SINGLE GAME SACK LEADERS

Single Game Sacks

PLAYER	Sacks
A. CLAYBORN '17	6.0
C. HUMPHREY (X2)	5.0
C. SMITH '97	5.0
C. HUMPHREY '71	4.0
V. BEASLEY '16	3.5



KEANU NEAL & DEION JONES



TAKKA MCKINLEY

#98 | DEFENSIVE END

FRANCHISE ROOKIE YEAR SACKS

ROOKIE SACKS	
PLAYER	SACKS
M. PITTS '83	7.0
T. MCKINLEY '17	6.0
A. BRUCE '88	6.0
M. COTTON '88	5.0
M. GANN '85	4.5
V. BEASLEY '15	4.0

INTERCEPTIONS - 2018

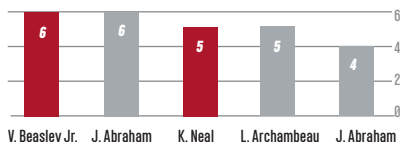
S Damontae Kazee has a league leading and career high five interceptions. He is the first Falcon player since 2012 (Asante Samuel & Thomas DeCoud) to record five or more interceptions in a single season.

INTERCEPTIONS	
PLAYER	INTS
D. KAZEE	5
D. JACKSON	4
D.J. SWEARINGER	4

LONGEST INT RETURN IN FRANCHISE HISTORY

Longest INT Return		
PLAYER	YARDS	OPP
T. PRIDMORE '81	101	SF
C. JACKSON '08	95	N.O.
K. REAVES '68	90	L.A.
D. JONES '16	90	N.O.

FRANCHISE SINGLE SEASON FORCED FUMBLES



ITO SMITH

#25 | RUNNING BACK

ROOKIE RUSHING TOUCHDOWNS

ROOKIE RUSHING TDS '18	
PLAYER	TDS
SAQUON BARKLEY	5
NICK CHUBB	5
ITO SMITH	4
SONY MICHEL	4
ROYCE FREEMAN	4

ROOKIE RUSHING TOUCHDOWNS - FRANCHISE RECORD

ROOKIE RUSHING TDS	
PLAYER	TDS
KEITH JONES, '89	6
GERALD RIGGS, '82	5
ITO SMITH, '18	4
STEVE BROUSSARD, '90	4
T.J. DUCKETT, '02	4
RANDY JOHNSON, '66	4
WILLIAM ANDREWS, '79	3



FALCONS

PFF STATS

ROUTE RUNNIN'

WR Julio Jones has run a receiving route on 380 of his snaps totaling 73 catches for an NFL best 1,158 total yards. He is averaging 3.05 yards per route run which is the second-best in the NFL among receivers with at least 20 targets.

YARDS PER ROUTE

PLAYER	REC	YDS	ROUTE	Y/RR
MICHAEL THOMAS	78	950	309	3.07
JULIO JONES	73	1,158	380	3.05
ALBERT WILSON	26	391	129	3.03
KEENAN ALLEN	53	687	263	2.61



HOLDIN' DOWN THE LINE

C Alex Mack continues to hold down the offensive line. With 37 pass-blocking snaps, he didn't allow a single sack or hit against the Cowboys in Week 11. He currently ranks the highest among centers in run-blocking.

PFF RANKINGS

CATEGORIES	RANKINGS
RUN BLOCK GRADE	1ST (78.7)
OFFENSE GRADE	4TH (76.8)
TOTAL SNAPS	8TH (674)

PLAY ACTION MAN

According to Pro Football Focus, QB Matt Ryan has completed 75-of-111 play-action passes, second-most completions off of play action in the NFL. His 1,089 yards off of play-action passes ranks second in the NFL.

PLAY ACTION STATS

PLAYER	COMP	ATT	YARDS
J. GOFF	83	128	1,435
M. RYAN	75	111	1,089
T. BRADY	72	105	918
C. NEWTON	70	92	760
P. MAHOMES	69	107	1,066



KICKIN' OFF TO A FAST START

After missing three weeks due to injury, K Matt Bryant had the third-best field goal grade after his performance in Week 11 - converting on four-of-four field goals attempts, including a 53-yarder.

WEEK 11 PFF FG RANKINGS

PLAYER	FGM-FGA	FG PCT	FG GRADE
D. CARLSON	3-3	100.0	76.0
J. TUCKER	3-3	100.0	73.4
M. BRYANT	4-4	100.0	72.2
A. ROSAS	1-1	100.0	69.9
M. PRATER	2-2	100.0	69.2



PLAY OF THE GAME

Using AI from Amazon, Next Gen Stats calculates completion probability. This takes into account metrics, such as air distance, air yards, receiver separation, and distance from sideline to show the passes with the lowest probability of being completed. During the fourth quarter against the Cowboys, QB Matt Ryan found WR Julio Jones in the red-zone for a 34-yd TD reception that had a 23.9 completion probability.



Jones had only .72 yards of separation from the nearest defender when catching the pass that traveled 45.5 yards in the air from Ryan.



BETTER THAN EXPECTED

Expected Completion Percentage (xCOMP) uses a passer's Completion Probability on every play, determining what a passer's completion percentage is expected to be. Completion Percentage Above Expectation (+/-) is the differential between their actual percentage compared to their xCOMP. QB Matt Ryan's 76.9 completion percentage is 5.6 percent above his expected percentage, which is the second-best in the NFL.

PLAYER	COMP %		+/-	COMP%
	ATT	xCOMP%		
D. BREES	334	67	9.9	76.9
M. RYAN	387	65.5	5.6	71.1
K. COUSINS	409	64.3	6.3	70.7
D. CARR	350	69.4	1.2	70.6
C. WENTZ	302	65.8	3.7	69.5

FALCONS NEXT GEN STATS



Sensors in the shoulder pads of each player allow the NFL to use real-time player tracking to capture a wide array of data on every down. Location, speed, and acceleration for all players give us Next Gen Stats.

FASTEST FALCONS WITH THE BALL

WR Julio Jones was the fastest ball carrier in Week 11 for the Falcons - clocking 20.56 mph during his 34-yard touchdown.

FASTEST BALL CARRIERS

PLAYER	WEEK	MPH
JULIO JONES	3	21.33
CALVIN RIDLEY	9	20.97
JULIO JONES	11	20.56
TEVIN COLEMAN	7	20.88
TEVIN COLEMAN	2	20.31
MOHAMED SANU	5	19.96



THROW IT TO HOOP

Average Separation (SEP) is the distance (in yards) measured between a WR/TE and the nearest defender at the time of catch or incompletion. TE Austin Hooper averages 3.3 yards of separation, which is tied for the fourth-best among tight ends in the NFL with a minimum of 50 targets.

PLAYER	AVG. SEP		
	REC	YDS	SEP
G. KITTLE	50	775	3.6
E. EBRON	39	463	3.6
Z. ERTZ	77	804	3.4
A. HOOPER	50	445	3.3
J. REED	44	462	3.2



OUTSTANDING OWNERSHIP



ARTHUR BLANK

OWNER & CHAIRMAN



Man Behind the Curtain

Since acquiring the Falcons in 2002, Owner & Chairman Arthur M. Blank has raised the bar and level of expectations for the Falcons in constructing a talented and creative team to lead his club both on and off the field.

Since Blank purchased the team, Atlanta has posted a 143-122-1 record, which is tied for the sixth best in the NFC over that span. In the last nine seasons, the Falcons have gone 99-71, which is the fifth-best record in the NFL.

Winning Pct. Since '08

TEAM	RECORD	WIN PCT
PATRIOTS	130-40	.765
STEELERS	113-56-1	.668
PACKERS	104-63-2	.618
SAINTS	104-66	.612
FALCONS	99-71	.582
RAVENS	99-71	.582
BRONCOS	96-74	.565
COLTS	96-74	.565

Under Blank, the Falcons have posted a .538 winning percentage, better than the .394 winning percentage that the franchise posted in the 35 years prior to Blank's purchase of the team.

Six of the franchise's 10+ win seasons and eight of its playoff appearances have come under of the ownership of Blank.

Winning Pct. Since '02

TEAM	RECORD	WIN PCT
2002-16	143-121-1	.539
1966-01	212-327-5	.394

QUICK SLANT

Put A Perennially-Winning Product on the Field

Under Blank, the Falcons have earned eight postseason berths, including a trip to the NFC Championship Game in 2004, 2012 and 2016, three NFC South Division crowns over the last six seasons, and a trip to Super Bowl LI. In 2010 & 2012, the Falcons posted an NFC-best 13-3 record. In 2016, the Falcons made their second - first under Blank - Super Bowl appearance.



Mercedes-Benz Stadium, the finest sports and entertainment facility in the world.

Mercedes-Benz Stadium incorporates the latest in sustainable advancements related to design, construction and operations, becoming a model of healthy environments for healthy bodies.

From Westside Works to the Mercedes-Benz Stadium construction site, the new stadium project has impacted individuals in the local community. Also, Mercedes-Benz Stadium incorporates the latest in sustainable advancements related to design, construction and operations, becoming a model of healthy environments for healthy bodies.

Mercedes-Benz Stadium is designed with functionality and flexibility in mind. The seating capacity can be expanded to up to 75,000 to play host to a the Super Bowl LIII and a potential future FIFA World Cup, or to up to 83,000 for other events such as the NCAA Final Four.

QUICK SLANT

Winning Team Off the Field and in the Community.

One of the hallmarks of Blank's philosophy is giving back to the community. The Falcons' community outreach efforts are led by the Atlanta Falcons Youth Foundation (AFYF), the largest team-funded foundation in the NFL. Since 2002, the foundation has awarded more than \$16 million in grants to more than 700 non-profit organizations.



THOMAS DIMITROFF

GENERAL MANAGER



MAN WITH A PLAN

Over his 10 seasons in Atlanta, the Falcons have posted 95 wins during the regular season, have made six postseason appearances and have added cornerstone players; QB Matt Ryan, WR Julio Jones, CB Desmond Trufant, T Jake Matthews, CB Robert Alford, OLB Vic Beasley, RB Devonta Freeman, S Keanu Neal, and LB Deion Jones in the draft.

A two-time Executive of the Year honoree by Sporting News (2008 & 2010), Dimitroff has been the architect of the most successful run in franchise history, including five consecutive winning seasons from 2008-2012 and three straight playoff berths - a first in franchise history. The Falcons are the only NFC team to qualify for the postseason each of the last two years. Since 2016, the club's 21-11 regular-season record is tied for the second-best mark in the conference and ranks tied for fifth in the NFL.

PRO BOWL FINDER

Pro Bowls	
PLAYER	Pro Bowl Appearances
WR JULIO JONES	5
C ALEX MACK	5
QB MATT RYAN	4
RB DEVONTA FREEMAN	2
CB DESMOND TRUFANT	1
K MATT BRYANT	1
OLB VIC BEASLEY JR.	1
LB DEION JONES	1
S KEANU NEAL	1

General Manager Thomas Dimitroff has drafted or signed nine current players that have made a Pro Bowl appearance. Those eight players have been to the Pro Bowl a combined 21 times.

QUICK SLANT

Turning the Franchise Around

Six of the franchise's 13 playoff berths have come with Dimitroff as the General Manager.

DEEP DRAFTS

DRAFT PICKS - 2ND ROUND OR LATER

PLAYER	RD
CB J. OLIVER '18	2ND
DT D. SENAT '18	3RD
RB J. SMITH '18	4TH
WR. R. GAGE '18	6TH
LB F. OLUOKUN '18	6TH
LB. D. RILEY '17	3RD
S. D. KAZEE '17	5TH
TE E. SAUBERT '17	5TH
LB D. JONES '16	2ND
TE A. HOOPER '16	3RD
LB D. CAMPBELL '16	4TH
G W. SCHWEITZER '16	6TH
RB T. COLEMAN '15	3RD
WR J. HARDY '15	4TH
DT G. JARRETT '15	5TH
RB D. FREEMAN '14	4TH
CB R. ALFORD '13	2ND
S K. ISHMAEL '13	7TH
P M. BOSHER '11	6TH


GM Thomas Dimitroff and the Falcons have a successful history of selecting players deep in the draft who go on to become key contributors to the team. In the last eight drafts, Atlanta has witnessed 51 players drafted in the second round or later compete in a combined 1,621 games.

AN EYE FOR TALENT

College Free Agents on Roster


PLAYER	College
T MATT GONO '18	Wesley
CB BRIAN POOLE '16	Florida
T RYAN SCHRADER '13	Valdosta St.
LS JOSH HARRIS '12	Auburn

Dimitroff's eye for talent extends beyond the NFL Draft to college players who go undrafted, also known as college free agents. The Falcons have three veteran players on their active roster who were originally signed by Atlanta as CFAs.



MERCEDES-BENZ STADIUM

THE FINEST SPORTS & ENTERTAINMENT FACILITY IN THE WORLD




Leveraging Mercedes-Benz Stadium as a force for good and serving as a catalyst for positive, transformational change in Atlanta's historic westside neighborhoods.




Through the Arthur M. Blank Family Foundation, \$37 million has been committed towards Westside Transformation.


Mercedes-Benz STADIUM FAN FIRST MENU PRICING			
 \$2	 \$2	 \$2	
 \$2	 \$2	 \$3	
 \$3	 \$3	 \$4	
 \$5	 \$5	 \$6	




SUSTAINABILITY




LEED PLATINUM FIRST IN THE NFL






RECOGNIZED BY THE
WHITE HOUSE
FOR SUSTAINABILITY EFFORTS



4,000 SOLAR PANELS
ENOUGH TO POWER
10 FALCONS GAMES

47% LESS WATER USE
THAN A TYPICAL BUILD



**EDIBLE
LANDSCAPING**

29% LESS ENERGY
USE THAN A TYPICAL BUILD

QUICK SLANT

"WE SET OUT TO BUILD A VENUE THAT WOULD NOT ONLY EXCEED EXPECTATIONS, BUT ALSO PUSH THE LIMITS OF WHAT WAS POSSIBLE IN TERMS OF STADIUM DESIGN, FAN EXPERIENCE AND SUSTAINABILITY."

- ARTHUR BLANK

DEPTH CHART

OFFENSE

WR 11 Julio Jones

LT 70 Jake Matthews

LG 71 Wes Schweitzer

C 51 Alex Mack

RG 63 Ben Garland

RT 73 Ryan Schraeder

TE 81 Austin Hooper

WR 12 Mohamed Sanu

QB 2 Matt Ryan

RB 26 Tevin Coleman

FB 30 Ricky Ortiz

14 Justin Hardy

74 Ty Sambrailo

71 Wes Schweitzer

69 Zane Beadles

82 Logan Paulsen

18 Calvin Ridley

8 Matt Schaub

25 Ito Smith

17 Marvin Hall

77 Matt Gono

85 Eric Saubert

83 Russell Gage

32 Brian Hill

DEFENSE

DE 44 Vic Beasley Jr.

DT 99 Terrell McClain

DT 97 Grady Jarrett

DE 98 Takk McKinley

LB 42 Duke Riley

LB 54 Foyesade Oluokun

LB 59 De'Vondre Campbell

CB 23 Robert Alford

CB 21 Desmond Trufant

S 27 Damontae Kazee

S 29 Jordan Richards

90 Derrick Shelby

94 Deadrin Senat

95 Jack Crawford

50 Brooks Reed

36 Kemal Ishmael

45 Deion Jones

20 Isaiah Oliver

34 Brian Poole

35 Keith Tandy

41 Sharrod Neasman

56 Steven Means

52 Bruce Irvin

55 Bruce Carter

33 Blidi Wreh-Wilson

28 Justin Bethel

SPECIALISTS

K 3 Matt Bryant

KO 5 Matt Boshier

P 5 Matt Boshier

KR 14 Justin Hardy

PR 14 Justin Hardy

LS 47 Josh Harris

H 5 Matt Boshier

4 Giorgio Tavecchio

18 Calvin Ridley

17 Marvin Hall

ROSTER/ALPHABETICAL

NO.	NAME	POS.	HT.	WT.	AGE	EXP.	COLLEGE	HOMETOWN	HOW/ACQ.
23	Alford, Robert	CB	5-10	186	30	6	SE Louisiana	Hammond, LA	D2 '13
69	Beadles, Zane	G	6-4	305	32	7	Utah	Casper, Wyoming	FA '18
44	Beasley Jr., Vic	OLB	6-3	246	26	4	Clemson	Adairsville, GA	D1 '15
28	Bethel, Justin	CB	6-0	200	28	7	Presbyterian	Blythewood, SC	FA '18
5	Bosher, Matt	P	6-0	208	31	8	Miami (Fla.)	Jupiter, FL	D6 '11
3	Bryant, Matt	K	5-9	203	43	17	Baylor	Orange, TX	FA '09
59	Campbell, De'Vondre	LB	6-4	232	25	3	Minnesota	Fort Myers, FL	D4 '16
55	Carter, Bruce	LB	6-2	240	30	7	North Carolina	Havelock, NC	FA '18
26	Coleman, Tevin	RB	6-1	210	25	4	Indiana	Tinley Park, IL	D3 '15
95	Crawford, Jack	DL	6-5	288	30	7	Penn State	London, United Kingdom	FA '17
83	Gage, Russell	WR	6-0	184	22	R	Louisiana State	Baton Rouge, La.	D6a '18
63	Garland, Ben	G	6-5	308	30	5	Air Force	Grand Junction, CO	FA '15
77	Gono, Matt	T	6-4	305	22	R	Wesley	Cinnaminson, N.J.	CFA '18
17	Hall, Marvin	WR	5-10	190	25	2	Washington	Los Angeles, CA	FA '17
14	Hardy, Justin	WR	5-10	192	26	4	East Carolina	Vanceboro, NC	D4 '15
47	Harris, Josh	LS	6-1	224	29	7	Auburn	Carrollton, GA	CFA '12
32	Hill, Brian	RB	6-1	219	23	1	Wyoming	Belleville, IL	FA '18
81	Hooper, Austin	TE	6-4	254	24	3	Stanford	San Ramon, CA	D3 '16
52	Irvin, Bruce	DE	6-3	250	31	7	West Virginia	Atlanta, Ga.	FA '18
36	Ishmael, Kemal	S	6-0	206	27	6	Central Florida	Miami, FL	D7a '13
97	Jarrett, Grady	DT	6-0	305	25	4	Clemson	Conyers, GA	D5 '15
45	Jones, Deion	LB	6-1	227	24	3	Louisiana State	New Orleans, LA	D2 '16
11	Jones, Julio	WR	6-3	220	29	8	Alabama	Foley, AL	D1 '11
27	Kazee, Damontae	S	5-11	190	25	2	San Diego State	San Bernardino, CA	D5a '17
51	Mack, Alex	C	6-4	311	33	10	California	Santa Barbara, CA	FA '16
70	Matthews, Jake	T	6-5	309	26	5	Texas A&M	Missouri City, TX	D1 '14
99	McClain, Terrell	DT	6-2	302	30	8	South Florida	Pensacola, Fla.	FA '18
98	McKinley, Takkarist	DE	6-4	230	23	2	UCLA	Oakland, CA	D1 '17
56	Means, Steven	DE	6-3	263	28	3	Buffalo	Buffalo, NY	FA '18
41	Neasman, Sharrod	S	6-0	198	27	2	Florida Atlantic	Palmetto, FL	FA '18
20	Oliver, Isaiah	CB	6-1	195	22	R	Colorado	Goodyear, Ariz.	D2 '18
54	Oluokun, Foyesade	MLB	6-2	215	23	R	Yale	St. Louis, MO	D6b '18
30	Ortiz, Ricky	FB	6-0	230	24	1	Oregon State	Moreno Valley, Calif.	FA '18
82	Paulsen, Logan	TE	6-5	268	31	9	UCLA	Northridge, CA	FA '18
34	Poole, Brian	CB	5-10	211	26	3	Florida	Bradenton, FL	CFA '16
50	Reed, Brooks	DE	6-3	254	31	8	Arizona	Tucson, AZ	FA '15
29	Richards, Jordan	DB	5-11	210	25	3	Stanford		TR-18
18	Ridley, Calvin	WR	6-1	190	23	R	Alabama	Fort Lauderdale, Fla.	D1 '18
42	Riley, Duke	LB	6-1	230	24	2	LSU	Buras, LA	D3 '17
2	Ryan, Matt	QB	6-4	217	33	11	Boston College	Exton, PA	D1a '08
74	Sambrailo, Ty	T	6-5	315	26	4	Colorado State	Watsonville, CA	TR '17 (Den)
12	Sanu, Mohamed	WR	6-2	240	29	7	Rutgers	South Brunswick, NJ	FA '16
85	Saubert, Eric	TE	6-5	253	24	2	Drake	Hoffman Estates, IL	D5 '17
8	Schaub, Matt	QB	6-6	245	37	15	Virginia	Pittsburgh, PA	FA '16
73	Schraeder, Ryan	T	6-7	300	30	6	Valdosta State	Wichita, KS	FA '13
71	Schweitzer, Wes	G	6-5	314	25	3	San Jose State	Scottsdale, AR	D6 '16
94	Senat, Deadrin	NT	6-1	305	24	R	South Florida	Immokalee, Fla.	D3 '18
90	Shelby, Derrick	DE	6-2	280	29	7	Utah	Houston, TX	FA '18
25	Smith, Ito	RB	5-9	195	23	R	Southern Mississippi	Mobile, Ala.	D4 '18
35	Tandy, Keith	S	5-10	205	29	7	West Virginia	Hopkinsville, KY	FA '18
4	Tavecchio, Giorgio	K	5-10	180	28	1	California	Milan, Italy	FA '18
21	Trufant, Desmond	CB	6-0	190	28	6	Washington	Tacoma, WA	D1 '13
33	Wreh-Wilson, Bliidi	CB	6-1	190	28	6	Connecticut	Malden, MA	FA '16
Practice Squad (10)									
6	Benkert, Kurt	QB	6-4	215	23	R	Virginia	Cape Coral, Fla.	CFA '18
76	Brunskill, Daniel	T	6-5	260	24	1	San Diego State	Valley Center, CA	CFA '17
38	Calhoun, Taveze	CB	6-1	188	25	1	Mississippi State '17	Ludlow, Miss.	PS '18
53	Grace, Jermaine	LB	6-1	223	25	1	Miami	Miami Gardens, FL	PS '18
87	Graham, Jaeden	TE	6-4	250	16	R	Yale	Aurora, Colo.	FA '18
15	Gray, Devin	WR	6-0	192	23	R	Cincinnati	Reno, Nev.	CFA '18
64	Harlow, Sean	G	6-4	284	23	2	Oregon State	San Clemente, CA	D4 '17
40	Neal, Ryan	DB	6-3	200	22	R	Southern Illinois	Merrillville, IN	FA '18
79	Tuioti-Mariner, Jacob	DT	6-2	285	22	R	UCLA	Corona, Calif.	CFA '18
92	Zimmer, Justin	DT	6-3	292	26	1	Ferris State	Greenville, MI	FA '18
Injured Reserve (5)									
37	Allen, Ricardo	S	5-9	186	26	4	Purdue	Daytona Beach, FL	D5a '14
24	Freeman, Devonta	RB	5-8	206	26	5	Florida State	Miami, FL	D4a '14
65	Fusco, Brandon	G	6-4	306	30	8	Slippery Rock	Dayton, OH	FA '18
67	Levitte, Andy	G	6-2	303	32	10	Oregon State	Santa Cruz, CA	TR '15 (Ten)
22	Neal, Keanu	S	6-1	216	23	3	Florida	Bushnell, FL	D1 '16
International Player Pathway/PS Exemption (1)									
89	Gray, Alex	TE	6-4	230	27	1	Barnard Castle School	Bishop Auckland, UK	FA '17

ROSTER/NUMERICAL

NO.	NAME	POS.	HT.	WT.	AGE	EXP.	COLLEGE	HOMETOWN	HOW ACQ.
2	Matt Ryan	QB	6-4	217	33	11	Boston College	Exton, PA	D1a '08
3	Matt Bryant	QB	5-9	203	43	17	Baylor	Orange, TX	FA '09
4	Giorgio Tavecchio	K	5-10	180	28	1	California	Milan, Italy	FA '18
5	Matt Boshier	P	6-0	208	31	8	Miami (Fla.)	Jupiter, FL	D6 '11
8	Matt Schaub	QB	6-6	245	37	15	Virginia	Pittsburgh, PA	FA '16
11	Julio Jones	WR	6-3	220	29	8	Alabama	Foley, AL	D1 '11
12	Mohamed Sanu	WR	6-2	240	29	7	Rutgers	South Brunswick, NJ	FA '16
14	Justin Hardy	WR	5-10	192	26	4	East Carolina	Vanceboro, NC	D4 '15
17	Marvin Hall	WR	5-10	190	25	2	Washington	Los Angeles, CA	FA '17
18	Calvin Ridley	WR	6-1	190	23	R	Alabama	Fort Lauderdale, Fla.	D1 '18
20	Isaiah Oliver	CB	6-1	195	22	R	Colorado	Goodyear, Ariz.	D2 '18
21	Desmond Trufant	CB	6-0	190	28	6	Washington	Tacoma, WA	D1 '13
23	Robert Alford	CB	5-10	186	30	6	SE Louisiana	Hammond, LA	D2 '13
25	Ito Smith	RB	5-9	195	23	R	Southern Mississippi	Mobile, Ala.	D4 '18
26	Tevin Coleman	RB	6-1	210	25	4	Indiana	Tinley Park, IL	D3 '15
27	Damontae Kazee	S	5-11	190	25	2	San Diego State	San Bernardino, CA	D5a '17
28	Justin Bethel	CB	6-0	200	28	7	Presbyterian	Blythewood, SC	FA '18
29	Jordan Richards	DB	5-11	210	25	3	Stanford		TR '18
30	Ricky Ortiz	FB	6-0	230	24	1	Oregon State	Moreno Valley, Calif.	FA '18
32	Brian Hill	RB	6-1	219	23	1	Wyoming	Belleville, IL	FA '18
33	Blidi Wreh-Wilson	CB	6-1	190	28	6	Connecticut	Malden, MA	FA '16
34	Brian Poole	CB	5-10	211	26	3	Florida	Bradenton, FL	CFA '16
35	Keith Tandy	S	5-10	205	29	7	West Virginia	Hopkinsville, KY	FA '18
36	Kemal Ishmael	S	6-0	206	27	6	Central Florida	Miami, FL	D7a '13
41	Sharrod Neasman	S	6-0	198	27	2	Florida Atlantic	Palmetto, FL	FA '18
42	Duke Riley	LB	6-1	230	24	2	LSU	Buras, LA	D3 '17
44	Vic Beasley Jr.	OLB	6-3	246	26	4	Clemson	Adairsville, GA	D1 '15
45	Deion Jones	LB	6-1	227	24	3	Louisiana State	New Orleans, LA	D2 '16
47	Josh Harris	LS	6-1	224	29	7	Auburn	Carrollton, GA	CFA '12
50	Brooks Reed	DE	6-3	254	31	8	Arizona	Tucson, AZ	FA '15
51	Alex Mack	C	6-4	311	33	10	California	Santa Barbara, CA	FA '16
52	Bruce Irvin	DE	6-3	250	31	7	West Virginia	Atlanta, GA	FA '18
54	Foyesade Oluokun	MLB	6-2	215	23	R	Yale	St. Louis, Mo	D6b '18
55	Bruce Carter	LB	6-2	240	30	7	North Carolina	Havelock, NC	FA '18
56	Steven Means	DE	6-3	263	28	3	Buffalo	Buffalo, NY	FA '18
59	De'Vondre Campbell	LB	6-4	232	25	3	Minnesota	Fort Myers, FL	D4 '16
63	Ben Garland	G	6-5	308	30	5	Air Force	Grand Junction, CO	FA '15
69	Zane Beadles	G	6-4	305	32	7	Utah	Casper, Wyoming	FA '18
70	Jake Matthews	T	6-5	309	26	5	Texas A&M	Missouri City, TX	D1 '14
71	Wes Schweitzer	G	6-5	314	25	3	San Jose State	Scottsdale, AR	D6 '16
73	Ryan Schraeder	T	6-7	300	30	6	Valdosta State	Wichita, KS	FA '13
74	Ty Sambrailo	T	6-5	315	26	4	Colorado State	Watsonville, CA	TR '17 (Den)
77	Matt Gono	T	6-4	305	22	R	Wesley	Cinnaminson, N.J.	CFA '18
81	Austin Hooper	TE	6-4	254	24	3	Stanford	San Ramon, CA	D3 '16
82	Logan Paulsen	TE	6-5	268	31	9	UCLA	Northridge, CA	FA '18
83	Russell Gage	WR	6-0	184	22	R	Louisiana State	Baton Rouge, La.	D6a '18
85	Eric Saubert	TE	6-5	253	24	2	Drake	Hoffman Estates, IL	D5 '17
90	Derrick Shelby	DE	6-2	280	29	7	Utah	Houston, TX	FA '18
94	Deadrin Senat	NT	6-1	305	24	R	South Florida	Immokalee, Fla.	D3 '18
95	Jack Crawford	DL	6-5	288	30	7	Penn State	London, United Kingdom	FA '17
97	Grady Jarrett	DT	6-0	305	25	4	Clemson	Conyers, GA	D5 '15
98	Takkarist McKinley	DE	6-4	230	23	2	UCLA	Oakland, CA	D1 '17
99	Terrell McClain	DT	6-2	302	30	8	South Florida	Pensacola, Fla.	FA '18
Practice Squad (10)									
6	Kurt Benkert	QB	6-4	215	23	R	Virginia	Cape Coral, Fla.	CFA '18
15	Devin Gray	WR	6-0	192	23	R	Cincinnati	Reno, Nev.	CFA '18
38	Taveze Calhoun	CB	6-1	188	25	1	Mississippi State '17	Ludlow, Miss.	PS '18
40	Ryan Neal	DB	6-3	200	22	R	Southern Illinois	Merrillville, IN	FA '18
53	Jermaine Grace	LB	6-1	223	25	1	Miami	Miami Gardens, FL	PS '18
64	Sean Harlow	G	6-4	284	23	2	Oregon State	San Clemente, CA	D4 '17
76	Daniel Brunskill	T	6-5	260	24	1	San Diego State	Valley Center, CA	CFA '17
79	Jacob Tuoti-Mariner	DT	6-2	285	22	R	UCLA	Corona, Calif.	CFA '18
87	Jaeden Graham	TE	6-4	250	16	R	Yale	Aurora, Colo.	FA '18
92	Justin Zimmer	DT	6-3	292	26	1	Ferris State	Greenville, MI	FA '18
Injured Reserve (5)									
22	Keanu Neal	S	6-1	216	23	3	Florida	Bushnell, FL	D1 '16
24	Devonta Freeman	RB	5-8	206	26	5	Florida State	Miami, FL	D4a '14
37	Ricardo Allen	S	5-9	186	26	4	Purdue	Daytona Beach, FL	D5a '14
65	Brandon Fusco	G	6-4	306	30	8	Slippery Rock	Dayton, OH	FA '18
67	Andy Levitre	G	6-2	303	32	10	Oregon State	Santa Cruz, CA	TR '15 (Ten)
International Player Pathway/PS Exemption (1)									
89	Alex Gray	TE	6-4	230	27	1	Barnard Castle School	Bishop Auckland, UK	FA '17

ROSTER/POSITIONAL

QUARTERBACKS (3)									
NO.	NAME	POS.	HT.	WT.	AGE	EXP.	COLLEGE	HOMETOWN	HOW ACO.
2	Ryan, Matt	QB	6-4	217	33	11	Boston College	Exton, PA	D1a '08
6	Benkert, Kurt (PS)	QB	6-4	215	23	R	Virginia	Cape Coral, Fla.	CFA '18
8	Schaub, Matt	QB	6-6	245	37	15	Virginia	Pittsburgh, PA	FA '16
RUNNING BACKS (5)									
NO.	NAME	POS.	HT.	WT.	AGE	EXP.	COLLEGE	HOMETOWN	HOW ACO.
24	Freeman, Devonta (IR)	RB	5-8	206	26	5	Florida State	Miami, FL	D4a '14
25	Smith, Ito	RB	5-9	195	23	R	Southern Mississippi	Mobile, Ala.	D4 '18
26	Coleman, Tevin	RB	6-1	210	25	4	Indiana	Tinley Park, IL	D3 '15
30	Ortiz, Ricky	FB	6-0	230	24	1	Oregon State	Moreno Valley, Calif.	FA '18
32	Hill, Brian	RB	6-1	219	23	1	Wyoming	Belleville, IL	FA '18
WIDE RECEIVERS (7)									
NO.	NAME	POS.	HT.	WT.	AGE	EXP.	COLLEGE	HOMETOWN	HOW ACO.
11	Jones, Julio	WR	6-3	220	29	8	Alabama	Foley, AL	D1 '11
12	Sanu, Mohamed	WR	6-2	240	29	7	Rutgers	South Brunswick, NJ	FA '16
14	Hardy, Justin	WR	5-10	192	26	4	East Carolina	Vanceboro, NC	D4 '15
15	Gray, Devin (PS)	WR	6-0	192	23	R	Cincinnati	Reno, Nev.	CFA '18
17	Hall, Marvin	WR	5-10	190	25	2	Washington	Los Angeles, CA	FA '17
18	Ridley, Calvin	WR	6-1	190	23	R	Alabama	Fort Lauderdale, Fla.	D1 '18
83	Gage, Russell	WR	6-0	184	22	R	Louisiana State	Baton Rouge, La.	D6a '18
TIGHT ENDS (5)									
NO.	NAME	POS.	HT.	WT.	AGE	EXP.	COLLEGE	HOMETOWN	HOW ACO.
81	Hooper, Austin	TE	6-4	254	24	3	Stanford	San Ramon, CA	D3 '16
82	Paulsen, Logan	TE	6-5	268	31	9	UCLA	Northridge, CA	FA '18
85	Saubert, Eric	TE	6-5	253	24	2	Drake	Hoffman Estates, IL	D5 '17
87	Graham, Jaeden (PS)	TE	6-4	250	16	R	Yale	Aurora, Colo.	FA '18
89	Gray, Alex (IPP)	TE	6-4	230	27	1	Barnard Castle School	Bishop Auckland, UK	FA '17
OFFENSIVE LINE (12)									
NO.	NAME	POS.	HT.	WT.	AGE	EXP.	COLLEGE	HOMETOWN	HOW ACO.
51	Mack, Alex	C	6-4	311	33	10	California	Santa Barbara, CA	FA '16
63	Garland, Ben	G	6-5	308	30	5	Air Force	Grand Junction, CO	FA '15
64	Harlow, Sean (PS)	G	6-4	284	23	2	Oregon State	San Clemente, CA	D4 '17
65	Fusco, Brandon (IR)	G	6-4	306	30	8	Slippery Rock	Dayton, OH	FA '18
67	Levitte, Andy (IR)	G	6-2	303	32	10	Oregon State	Santa Cruz, CA	TR '15 (Ten)
69	Beadles, Zane	G	6-4	305	32	7	Utah	Casper, Wyoming	FA '18
70	Matthews, Jake	T	6-5	309	26	5	Texas A&M	Missouri City, TX	D1 '14
71	Schweitzer, Wes	G	6-5	314	25	3	San Jose State	Scottsdale, AZ	D6 '16
73	Schraeder, Ryan	T	6-7	300	30	6	Valdosta State	Wichita, KS	FA '13
74	Sambrailo, Ty	T	6-5	315	26	4	Colorado State	Watsonville, CA	TR '17 (Den)
76	Brunskill, Daniel (PS)	T	6-5	260	24	1	San Diego State	Valley Center, CA	CFA '17
77	Gono, Matt	T	6-4	305	22	R	Wesley	Cinnaminson, N.J.	CFA '18
LINEBACKERS (7)									
NO.	NAME	POS.	HT.	WT.	AGE	EXP.	COLLEGE	HOMETOWN	HOW ACO.
42	Riley, Duke	LB	6-1	230	24	2	LSU	Buras, LA	D3 '17
44	Beasley Jr., Vic	OLB	6-3	246	26	4	Clemson	Adairsville, GA	D1 '15
45	Jones, Deion	LB	6-1	227	24	3	Louisiana State	New Orleans, LA	D2 '16
53	Grace, Jermaine (PS)	LB	6-1	223	25	1	Miami	Miami Gardens, FL	P5 '18
54	Oluokun, Foyesade	MLB	6-2	215	23	R	Yale	St. Louis, MO	D6b '18
55	Carter, Bruce	LB	6-2	240	30	7	North Carolina	Havelock, NC	FA '18
59	Campbell, De'Vondre	LB	6-4	232	25	3	Minnesota	Fort Myers, FL	D4 '16
DEFENSIVE BACKS (13)									
NO.	NAME	POS.	HT.	WT.	AGE	EXP.	COLLEGE	HOMETOWN	HOW ACO.
20	Oliver, Isaiah	CB	6-1	195	22	R	Colorado	Goodyear, Ariz.	D2 '18
21	Trufant, Desmond	CB	6-0	190	28	6	Washington	Tacoma, WA	D1 '13
22	Neal, Keanu (IR)	S	6-1	216	23	3	Florida	Bushnell, FL	D1 '16
23	Alford, Robert	CB	5-10	186	30	6	SE Louisiana	Hammond, LA	D2 '13
27	Kazee, Damontae	S	5-11	190	25	2	San Diego State	San Bernardino, CA	D5a '17
28	Bethel, Justin	CB	6-0	200	28	7	Presbyterian	Blythewood, SC	FA '18
33	Wreh-Wilson, Blidi	CB	6-1	190	28	6	Connecticut	Malden, MA	FA '16
34	Poole, Brian	CB	5-10	211	26	3	Florida	Bradenton, FL	CFA '16
35	Tandy, Keith	S	5-10	205	29	7	West Virginia	Hopkinsville, KY	FA '18
36	Ishmael, Kemal	S	6-0	206	27	6	Central Florida	Miami, FL	D7a '13
37	Allen, Ricardo (IR)	S	5-9	186	26	4	Purdue	Daytona Beach, FL	D5a '14
38	Calhoun, Taveze (PS)	CB	6-1	188	25	1	Mississippi State '17	Ludlow, Miss.	P5 '18
41	Neasman, Sharrod	S	6-0	198	27	2	Florida Atlantic	Palmetto, FL	FA '18
DEFENSIVE LINE (11)									
NO.	NAME	POS.	HT.	WT.	AGE	EXP.	COLLEGE	HOMETOWN	HOW ACO.
50	Reed, Brooks	DE	6-3	254	31	8	Arizona	Tucson, AZ	FA '15
52	Irvine, Bruce	DE	6-3	250	31	7	West Virginia	Atlanta, Ga.	FA '18
56	Means, Steven	DE	6-3	263	28	3	Buffalo	Buffalo, NY	FA '18
79	Tuioti-Mariner, Jacob (PS)	DT	6-2	285	22	R	UCLA	Corona, Calif.	CFA '18
90	Shelby, Derrick	DE	6-2	280	29	7	Utah	Houston, TX	FA '18
92	Zimmer, Justin (PS)	DT	6-3	292	26	1	Ferris State	Greenville, MI	FA '18
94	Senat, Deadrin	NT	6-1	305	24	R	South Florida	Immokalee, FL	D3 '18
95	Crawford, Jack	DL	6-5	288	30	7	Penn State	London, United Kingdom	FA '17
97	Jarrett, Grady	DT	6-0	305	25	4	Clemson	Conyers, GA	D5 '15
98	McKinley, Takkarist	DE	6-4	230	23	2	UCLA	Oakland, CA	D1 '17
99	McClain, Terrell	DT	6-2	302	30	8	South Florida	Pensacola, Fla.	FA '18
SPECIALISTS (4)									
NO.	NAME	POS.	HT.	WT.	AGE	EXP.	COLLEGE	HOMETOWN	HOW ACO.
3	Bryant, Matt	K	5-9	203	43	17	Baylor	Orange, TX	FA '09
4	Tavecchio, Giorgio	K	5-10	180	28	1	California	Milan, Italy	FA '18
5	Bosher, Matt	P	6-0	208	31	8	Miami (Fla.)	Jupiter, FL	D6 '11
47	Harris, Josh	LS	6-1	224	29	7	Auburn	Carrollton, GA	CFA '12

ROSTER/DEPTH CHART PRONUNCIATIONS

(As of November 19, 2018)



FALCONS PRONUNCIATIONS

Matt Gono	Go-know
Damontae Kazee	Kay-zee
Terrell McClain	tuh-RELL
Foyesade Oluokun	FOY-eh-sa-day oh-LOU-a-con
Eric Saubert	Saw-bert
Deadrin Senat	deed-RIN SEN-NOT
Ito Smith	E-toe
Giorgio Tavecchio	JOR-gee-oh ta-VECK-ee-oh



SAINTS PRONUNCIATIONS

Terron Armstead	ter-RON
Alvin Kamara	Kuh-MARE-Uh
Mitchell Loewen	LAY-ven
Alex Okafor	OH-kuh-for
David Onyemata	un-ye-mah-tah
Andrus Peat	an-druss pete
Ryan Ramczyk	Ram-check
Manti Te'o	MAN-tie TE-O

ROSTER/HOW BUILT

YEAR	DRAFTED (28)	FREE AGENTS (32)	TRADES/WAIVERS (3)
2008	QB Matt Ryan (1)		
2009		K Matt Bryant (FA '09)	
2011	WR Julio Jones (1) P Matt Boshier (6)		
2012		LS Josh Harris (CFA '12)	
2013	CB Desmond Trufant (1) CB Robert Alford (2) S Kemal Ishmael (7)	T Ryan Schraeder (FA '13)	
2014	T Jake Matthews (1) RB Devonta Freeman (4) * S Ricardo Allen (5) *		
2015	OLB Vic Beasley Jr. (1) RB Tevin Coleman (3) WR Justin Hardy (4) DT Grady Jarrett (5)	G Ben Garland (FA '15) DE Brooks Reed (FA '15)	G Andy Levitre (TR '15 Ten) *
2016	S Keanu Neal (1) * LB Deion Jones (2) TE Austin Hooper (3) LB De'Vondre Campbell (4) G Wes Schweitzer (6)	C Alex Mack (FA '16) CB Brian Poole (CFA '16) WR Mohamed Sanu (FA '16) QB Matt Schaub (FA '16) CB Blidi Wreh-Wilson (FA '16)	
2017	DE Takkarist McKinley (1) LB Duke Riley (3) S Damontae Kazee (5) TE Eric Saubert (5)	T Daniel Brunskill (CFA '17) * DL Jack Crawford (FA '17) WR Marvin Hall (FA '17)	T Ty Sambrailo (TR '17 Den)
2018	WR Calvin Ridley (1) CB Isaiah Oliver (2) NT Deadrin Senat (3) RB Ito Smith (4) WR Russell Gage (6) MLB Foyesade Oluokun (6)	QB Kurt Benkert (CFA '18) * CB Justin Bethel (FA '18) CB Taveze Calhoun (PS '18) * LB Bruce Carter (FA '18) G Brandon Fusco (FA '18) * T Matt Gono (CFA '18) TE Jaeden Graham (FA '18) * WR Devin Gray (CFA '18) * RB Brian Hill (FA '18) DT Terrell McClain (FA '18) DE Steven Means (FA '18) DB Ryan Neal (FA '18) * S Sharrod Neasman (FA '18) FB Ricky Ortiz (FA '18) TE Logan Paulsen (FA '18) DE Derrick Shelby (FA '18) S Keith Tandy (FA '18) DT Jacob Tuioti-Mariner (CFA '18) * DT Justin Zimmer (FA '18) *	DB Jordan Richards (TR-18)

Key: * Injured Reserve, ^ Practice Squad

ROSTER/GAME-BY-GAME STARTERS

2018 Offense									
OFFENSE									
DATE	OPPONENT	WR	Q	C	TE	T	QB	RB	
9/6	at Philadelphia	M.Sanu/ J.Jones	A.Levitre/ B.Fusco	A.Mack	L.Paulsen	R.Schraeder/ J.Matthews	M.Ryan	D.Freeman	
9/16	Carolina	J.Jones/ M.Sanu	B.Fusco/ A.Levitre	A.Mack	L.Paulsen	J.Matthews/ R.Schraeder	M.Ryan	T.Coleman	
9/23	New Orleans	J.Jones/ M.Sanu	B.Fusco/ W.Schweitzer	A.Mack	L.Paulsen	J.Matthews/ R.Schraeder	M.Ryan	T.Coleman	
9/30	Cincinnati	J.Jones/ M.Sanu	B.Fusco/ W.Schweitzer	A.Mack	L.Paulsen	J.Matthews/ R.Schraeder	M.Ryan	T.Coleman	
10/7	at Pittsburgh	J.Jones/ M.Sanu	B.Fusco/ W.Schweitzer	A.Mack	A.Hooper	J.Matthews/ R.Schraeder	M.Ryan	D.Freeman	
10/14	Tampa Bay	J.Jones/ M.Sanu	B.Fusco/ W.Schweitzer	A.Mack	L.Paulsen	J.Matthews/ R.Schraeder	M.Ryan	T.Coleman	
10/22	N.Y. Giants	J.Jones/ M.Sanu	B.Fusco/ W.Schweitzer	A.Mack	A.Hooper/ L.Paulsen	J.Matthews/ R.Schraeder	M.Ryan	T.Coleman	
11/4	at Washington	J.Jones/ M.Sanu	B.Garland/ W.Schweitzer	A.Mack	L.Paulsen	J.Matthews/ R.Schraeder	M.Ryan	T.Coleman	
11/11	at Cleveland	J.Jones/ C.Ridley/ M.Sanu	B.Garland/ W.Schweitzer	A.Mack	A.Hooper	J.Matthews/ R.Schraeder	M.Ryan	T.Coleman	
11/18	Dallas	J.Jones/ M.Sanu	B.Garland/ W.Schweitzer	A.Mack	A.Hooper/ L.Paulsen	J.Matthews/ R.Schraeder	M.Ryan	T.Coleman	
11/22	at New Orleans	--	--	--	--	--	--	--	
12/2	Baltimore	--	--	--	--	--	--	--	
12/9	at Green Bay	--	--	--	--	--	--	--	
12/16	Arizona	--	--	--	--	--	--	--	
12/23	at Carolina	--	--	--	--	--	--	--	
12/30	at Tampa Bay	--	--	--	--	--	--	--	

2018 Defense									
DEFENSE									
DATE	OPPONENT	DE	DT	OLD	LB	CB	S		
9/6	at Philadelphia	T.McClain/ T.McKinley	G.Jarrett	V.Beasley Jr.	D.Campbell/ D.Jones	B.Poole/ R.Alford/ D.Trufant	R.Allen/ K.Neal		
9/16	Carolina	T.McKinley	G.Jarrett/ T.McClain	V.Beasley Jr.	D.Campbell/ D.Riley	R.Alford/ B.Poole/ D.Trufant	R.Allen/ D.Kazee		
9/23	New Orleans	B.Reed	G.Jarrett/ T.McClain	V.Beasley Jr.	D.Campbell/ D.Riley	R.Alford/ B.Poole/ D.Trufant	R.Allen/ D.Kazee		
9/30	Cincinnati	T.McKinley	G.Jarrett	V.Beasley Jr.	D.Campbell/ D.Riley	R.Alford/ I.Oliver/ B.Poole/ D.Trufant	D.Kazee		
10/7	at Pittsburgh	S.Means/ B.Reed	T.McClain	--	D.Campbell/ D.Riley	R.Alford/ D.Trufant	D.Kazee		
10/14	Tampa Bay	T.McKinley	T.McClain	V.Beasley Jr.	D.Campbell/ D.Riley	R.Alford/ B.Poole/ D.Trufant	D.Kazee		
10/22	N.Y. Giants	T.McKinley	G.Jarrett	V.Beasley Jr.	D.Campbell/ D.Riley	R.Alford/ B.Poole/ D.Trufant	D.Kazee		
11/4	at Washington	T.McKinley	G.Jarrett	V.Beasley Jr.	D.Campbell/ D.Riley	I.Oliver/ B.Poole/ D.Trufant	D.Kazee		
11/11	at Cleveland	B.Reed/ D.Shelby	G.Jarrett	--	D.Campbell/ D.Riley	R.Alford/ D.Trufant	D.Kazee		
11/18	Dallas	B.Reed/ D.Shelby	G.Jarrett	--	D.Campbell/ D.Riley	R.Alford/ D.Trufant	D.Kazee		
11/22	at New Orleans	--	--	--	--	--	--		
12/2	Baltimore	--	--	--	--	--	--		
12/9	at Green Bay	--	--	--	--	--	--		
12/16	Arizona	--	--	--	--	--	--		
12/23	at Carolina	--	--	--	--	--	--		
12/30	at Tampa Bay	--	--	--	--	--	--		

Rookies underlined.

ROSTER/GAME-BY-GAME INACTIVES

OFFENSE								
DATE	OPPONENT	WR	LB	RB	RT	T	NO	FB
9/6	at Philadelphia	--	Garland	--	Gono	--	--	--
9/16	Carolina	Gage	Garland	--	Gono	--	Freeman	--
9/23	New Orleans	--	--	Kerin	Gono	--	Freeman	--
9/30	Cincinnati	--	--	Kerin	Gono	--	Freeman	--
10/7	at Pittsburgh	--	--	Kerin	Gono	--	Hill	--
10/14	Tampa Bay	--	--	Kerin	Gono	--	Freeman/Hill	--
10/22	N.Y. Giants	--	--	Kerin	Gono	--	Hill	--
11/4	at Washington	--	--	--	Gono	Odhambo/Passtor	Hill	--
11/11	at Cleveland	--	Odhambo	--	Gono	--	--	Ortiz
11/18	Dallas	--	--	--	Gono	--	--	Ortiz
11/22	at New Orleans	--	--	--	--	--	--	--
12/2	Baltimore	--	--	--	--	--	--	--
12/9	at Green Bay	--	--	--	--	--	--	--
12/16	Arizona	--	--	--	--	--	--	--
12/23	at Carolina	--	--	--	--	--	--	--
12/30	at Tampa Bay	--	--	--	--	--	--	--

DEFENSE						
DATE	OPPONENT	DE	DT	LB	CB	S
9/6	at Philadelphia	--	Zimmer	--	Wreh-Wilson/Oliver	Richards
9/16	Carolina	Means	Zimmer	--	Oliver	--
9/23	New Orleans	McKinley/Shelby	--	--	Wreh-Wilson	Tandy
9/30	Cincinnati	Shelby	Zimmer	--	Bethel	Neasman
10/7	at Pittsburgh	Shelby	Jarrett	--	Bethel/Wreh-Wilson	--
10/14	Tampa Bay	Shelby	Jarrett	--	Wreh-Wilson	--
10/22	N.Y. Giants	Means	Bennett	--	Wreh-Wilson	--
11/4	at Washington	Means	--	--	Alford	--
11/11	at Cleveland	Means	--	--	Wreh-Wilson	Tandy
11/18	Dallas	Means	--	Jones	Wreh-Wilson	Tandy
11/22	at New Orleans	--	--	--	--	--
12/2	Baltimore	--	--	--	--	--
12/9	at Green Bay	--	--	--	--	--
12/16	Arizona	--	--	--	--	--
12/23	at Carolina	--	--	--	--	--
12/30	at Tampa Bay	--	--	--	--	--

PLAYER PARTICIPATION - FINAL

2018 Atlanta Falcons Player Participation																										
PLAYERS	9/8	9/10	9/12	9/13	9/17	9/17	9/22	9/24	9/24	9/24	9/24	9/24	9/24	9/24	9/24	9/24	9/24	9/24	9/24	9/24	9/24	9/24	9/24	9/24	9/24	9/24
McCain, Terrell	DT	DT	DT	P	DT	DT	P	P	P	P	P	P	P	P	P	P	P	P	P	P	P	P	P	P	P	P
McKinley, Takkarist	DE	DE	N	DE	P	DE	DE	DE	DE	DE	DE	DE	DE	DE	DE	DE	DE	DE	DE	DE	DE	DE	DE	DE	DE	DE
Jarrett, Grady	DT	DT	DT	DT	N	N	DT	DT	DT	DT	DT	DT	DT	DT	DT	DT	DT	DT	DT	DT	DT	DT	DT	DT	DT	DT
Crawford, Jack	P	P	P	DT	P	DT	DT	DT	P	DT	P	DT	P	DT	P	DT	P	DT	P	DT	P	DT	P	DT	P	DT
Senat, Deadrin	P	P	P	P	DT	P	P	P	P	P	P	P	P	P	P	P	P	P	P	P	P	P	P	P	P	P
Zimmer, Justin	N	N	P	N	PS	PS	PS	PS	PS	PS	PS	PS	PS	PS	PS	PS	PS	PS	PS	PS	PS	PS	PS	PS	PS	PS
Shelby, Derrick	P	P	N	N	N	N	N	P	P	DE	DE	DE	DE	DE	DE	DE	DE	DE	DE	DE	DE	DE	DE	DE	DE	DE
Saubert, Eric	P	P	P	P	P	P	P	P	P	P	P	P	P	P	P	P	P	P	P	P	P	P	P	P	P	P
Gage, Russell	P	N	P	P	P	P	P	P	P	P	P	P	P	P	P	P	P	P	P	P	P	P	P	P	P	P
Paulsen, Logan	TE	TE	TE	TE	P	TE	TE	TE	TE	TE	TE	TE	TE	TE	TE	TE	TE	TE	TE	TE	TE	TE	TE	TE	TE	TE
Hooper, Austin	P	P	P	P	TE	P	TE	P	TE	P	TE	P	TE	P	TE	P	TE	P	TE	P	TE	P	TE	P	TE	P
Schaub, Matt	X	P	X	X	X	X	X	X	X	X	X	X	X	X	X	X	X	X	X	X	X	X	X	X	X	X
Gono, Matt	N	N	N	N	N	N	N	N	N	N	N	N	N	N	N	N	N	N	N	N	N	N	N	N	N	N
Sambrallo, Ty	P	P	P	P	P	P	P	P	P	P	P	P	P	P	P	P	P	P	P	P	P	P	P	P	P	P
Schraeder, Ryan	RT	RT	RT	RT	RT	RT	RT	RT	RT	RT	RT	RT	RT	RT	RT	RT	RT	RT	RT	RT	RT	RT	RT	RT	RT	RT
Schweitzer, Wes	P	P	LG	LG	C	LG	C	LG	C	LG	C	LG	C	LG	C	LG	C	LG	C	LG	C	LG	C	LG	C	LG
Matthews, Jake	LT	LT	LT	LT	LT	LT	LT	LT	LT	LT	LT	LT	LT	LT	LT	LT	LT	LT	LT	LT	LT	LT	LT	LT	LT	LT
Levitte, Andy	LG	LG	IR	IR	IR	IR	IR	IR	IR	IR	IR	IR	IR	IR	IR	IR	IR	IR	IR	IR	IR	IR	IR	IR	IR	IR
Fusco, Brandon	RG	RG	RG	RG	RG	RG	RG	RG	RG	RG	RG	RG	RG	RG	RG	RG	RG	RG	RG	RG	RG	RG	RG	RG	RG	RG
Garland, Ben	N	N	P	P	P	P	P	P	P	P	P	P	P	P	P	P	P	P	P	P	P	P	P	P	P	P
Campbell, De Vondre	LB	LB	LB	LB	LB	LB	LB	LB	LB	LB	LB	LB	LB	LB	LB	LB	LB	LB	LB	LB	LB	LB	LB	LB	LB	LB
Oluskun, Foyesade	P	P	P	P	P	P	P	P	P	P	P	P	P	P	P	P	P	P	P	P	P	P	P	P	P	P
Mack, Alex	C	C	C	C	C	C	C	C	C	C	C	C	C	C	C	C	C	C	C	C	C	C	C	C	C	C
Reed, Brooks	P	P	DE	P	DE	P	P	P	P	P	P	P	P	P	P	P	P	P	P	P	P	P	P	P	P	P
Bosher, Matt	P	P	P	P	P	P	P	P	P	P	P	P	P	P	P	P	P	P	P	P	P	P	P	P	P	P
Harris, Josh	N	P	P	P	P	P	P	P	P	P	P	P	P	P	P	P	P	P	P	P	P	P	P	P	P	P
Jones, Deion	LB	IR	IR	IR	IR	IR	IR	IR	IR	IR	IR	IR	IR	IR	IR	IR	IR	IR	IR	IR	IR	IR	IR	IR	IR	IR
Beasley Jr., Vic	DE	DE	DE	DE	DE	DE	DE	DE	DE	DE	DE	DE	DE	DE	DE	DE	DE	DE	DE	DE	DE	DE	DE	DE	DE	DE
Riley, Duke	P	LB	LB	LB	LB	LB	LB	LB	LB	LB	LB	LB	LB	LB	LB	LB	LB	LB	LB	LB	LB	LB	LB	LB	LB	LB
Allen, Ricardo	S	S	S	S	IR	IR	IR	IR	IR	IR	IR	IR	IR	IR	IR	IR	IR	IR	IR	IR	IR	IR	IR	IR	IR	IR
Ishmael, Kemal	P	P	P	P	P	P	P	P	P	P	P	P	P	P	P	P	P	P	P	P	P	P	P	P	P	P
Poolle, Brian	CB	CB	CB	CB	P	CB	CB	CB	P	CB	CB	CB	P	CB	CB	CB	P	CB	CB	CB	P	CB	CB	CB	P	CB
Wreh-Wilson, Bledi	N	P	N	P	N	N	N	N	P	N	N	N	P	N	N	N	P	N	N	N	P	N	N	N	P	N
Ortiz, Ricky	FB	FB	FB	FB	FB	FB	FB	P	FB	N	N	N	N	N	N	N	N	N	N	N	N	N	N	N	N	N
Bryant, Matt	P	P	P	P	P	P	P	P	P	P	P	P	P	P	P	P	P	P	P	P	P	P	P	P	P	P
Richards, Jordan	N	P	P	P	S	S	S	S	S	S	S	S	S	S	S	S	S	S	S	S	S	S	S	S	S	S
Bethel, Justin	P	P	P	P	N	P	P	P	P	P	P	P	P	P	P	P	P	P	P	P	P	P	P	P	P	P
Kazez, Damontae	P	S	S	S	S	S	S	S	S	S	S	S	S	S	S	S	S	S	S	S	S	S	S	S	S	S
Coleman, Tevin	P	RB	RB	RB	P	RB	RB	RB	RB	RB	RB	RB	RB	RB	RB	RB	RB	RB	RB	RB	RB	RB	RB	RB	RB	RB
Alford, Robert	CB	CB	CB	CB	CB	CB	CB	CB	CB	CB	CB	CB	CB	CB	CB	CB	CB	CB	CB	CB	CB	CB	CB	CB	CB	CB
Freeman, Devonta	RB	N	N	N	RB	N	RB	N	RB	N	RB	N	RB	N	RB	N	RB	N	RB	N	RB	N	RB	N	RB	N
Smith, Ito	P	P	P	P	P	P	P	P	P	P	P	P	P	P	P	P	P	P	P	P	P	P	P	P	P	P
Oliver, Isaiah	N	N	P	CB	P	P	P	P	P	P	P	P	P	P	P	P	P	P	P	P	P	P	P	P	P	P
Trufant, Desmond	CB	CB	CB	CB	CB	CB	CB	CB	CB	CB	CB	CB	CB	CB	CB	CB	CB	CB	CB	CB	CB	CB	CB	CB	CB	CB
Neal, Keanu	S	IR	IR	IR	IR	IR	IR	IR	IR	IR	IR	IR	IR	IR	IR	IR	IR	IR	IR	IR	IR	IR	IR	IR	IR	IR
Ryan, Matt	QB	QB	QB	QB	QB	QB	QB	QB	QB	QB	QB	QB	QB	QB	QB	QB	QB	QB	QB	QB	QB	QB	QB	QB	QB	QB
Ridley, Calvin	P	P	P	P	P	P	P	P	P	P	P	P	P	P	P	P	P	P	P	P	P	P	P	P	P	P
Hall, Marvin	P	P	P	P	P	P	P	P	P	P	P	P	P	P	P	P	P	P	P	P	P	P	P	P	P	P
Hardy, Justin	P	P	P	P	P	P	P	P	P	P	P	P	P	P	P	P	P	P	P	P	P	P	P	P	P	P
Sanu, Mohamed	WR	WR	WR	WR	WR	WR	WR	WR	WR	WR	WR	WR	WR	WR	WR	WR	WR	WR	WR	WR	WR	WR	WR	WR	WR	WR
Jones, Julio	WR	WR	WR	WR	WR	WR	WR	WR	WR	WR	WR	WR	WR	WR	WR	WR	WR	WR	WR	WR	WR	WR	WR	WR	WR	WR
Brunskill, Daniel	PS	PS	PS	PS	PS	PS	PS	PS	PS	PS	PS	PS	PS	PS	PS	PS	PS	PS	PS	PS	PS	PS	PS	PS	PS	PS
Hill, Brian	PS	P	P	P	N	N	N	N	N	N	N	N	N	N	N	N	N	N	N	N	N	N	N	N	N	N
Gray, Alex	IPP	IPP	IPP	IPP	IPP	IPP	IPP	IPP	IPP	IPP	IPP	IPP	IPP	IPP	IPP	IPP	IPP	IPP	IPP	IPP	IPP	IPP	IPP	IPP	IPP	IPP
Benkert, Kurt	PS	PS	PS	PS	PS	PS	PS	PS	PS	PS	PS	PS	PS	PS	PS	PS	PS	PS	PS	PS	PS	PS	PS	PS	PS	PS
Gray, Devin	PS	PS	PS	PS	PS	PS	PS	PS	PS	PS	PS	PS	PS	PS	PS	PS	PS	PS	PS	PS	PS	PS	PS	PS	PS	PS
Tuotii-Mariner, Jacob	PS	-	PS	PS	PS	PS	PS	PS	PS	PS	PS	PS	PS	PS	PS	PS	PS	PS	PS	PS	PS	PS	PS	PS	PS	PS
Graham, Jaeden	PS	PS	PS	PS	PS	PS	PS	PS	PS	PS	PS	PS	PS	PS	PS	PS	PS	PS	PS	PS	PS	PS	PS	PS	PS	PS
Neal, Ryan	PS	PS	PS	PS	PS	PS	PS	PS	PS	PS	PS	PS	PS	PS	PS	PS	PS	PS	PS	PS	PS	PS	PS	PS	PS	PS
Grace, Jermaine	-	-	-	-	-	-	-	-	-	-	-	-	-	-	-	-	-	-	-	-	-	-	-	-	-	-
Beadles, Zane	-	-	-	-	-	-	-	-	-	-	-	-	-	-	-	-	-	-	-	-	-	-	-	-	-	-
Harlow, Sean	-	-	-	-	-	-	-	-	-	-	-	-	-	-	-	-	-	-	-	-	-	-	-	-	-	-
Green, Tim	-	-	-	-	-	-	-	-	-	-	-	-	-	-	-	-	-	-	-	-	-	-	-	-	-	-
Irvine, Bruce	-	-	-	-	-	-	-	-	-	-	-	-	-	-	-	-	-	-	-	-	-	-	-	-	-	-

LEGEND:
 Letters indicated by position, P=Player was a substitution, N=On Inactive List, X=Did Not Play (Non-injury), R=Injured Reserve, IR=Injured Reserve - Designated For Return, NF=Non-Football Injury
 O/NF=Non-Football Injury (NFL), PS=Practice Squad, FSI=Practice Squad Injured Reserve, PUP=Active/PUP, IN=Injured, I=Inactive, I/SUS=Inactive/League Susp.
 N/NF=Inactive/NF/N, R/SUS=Reserve/League Susp., R/PUP=Reserved/PUP, R/NF=Reserve/NF/N, R/NF=Reserve/NF/L, R/Team SUS=Reserve/Team Susp., UNS=Unsigned, NOT=Not on Roster,
 #=Roster Exception, IPP=International Player Pathway/PS Exemption, *With Other Team

GAME SUMMARIES



12

WEEK 1

Atlanta Falcons 12, Philadelphia Eagles 18
69,696 🦅 Lincoln Financial Field 🦅 Sep 6, 2018



18

Atlanta Falcons 3 3 0 6 — 12
Philadelphia Eagles 0 3 7 8 — 18

SCORING DRIVES

TEAM	QTR	TIME	SCORING PLAY	ATL	PHI
Falcons	1	05:01	M. Bryant: 21-yard FG (9-41, 4:07)	3	0
Eagles	2	06:09	J. Elliott: 26-yard FG (14-52, 8:03)	3	3
Falcons	2	02:08	M. Bryant: 52-yard FG (8-41, 4:01)	6	3
Eagles	3	04:37	J. Ajayi: 1-yard run (J. Elliott kick) (11-63, 5:34)	6	10
Falcons	4	09:48	T. Coleman: 9-yard run (kick failed) (2-27, 0:47)	12	10
Eagles	4	02:19	J. Ajayi: 11-yard run (J. Ajayi run) (8-54, 2:32)	12	18

ATLANTA FALCONS

PASSING	ATT	CP	YDS	SK/YD	TD	LG	INT	QBR
Matt Ryan	43	21	251	4/26	0	36	1	57.4
TOTAL	43	21	251	4/26	0	36	1	57.4

RUSHING	ATT	YDS	AVG	LG	TD
Devonta Freeman	6	36	6.0	20	0
Tevin Coleman	9	19	2.1	9t	1
Julio Jones	1	11	11.0	11	0
Matt Ryan	2	8	4.0	6	0
TOTAL	19	74	4.1	20	1

RECEIVING	NO	YDS	AVG	LG	TD
Julio Jones	10	169	16.9	36	0
Mohamed Sanu	4	18	4.5	10	0
Austin Hooper	3	24	8.0	15	0
Devonta Freeman	3	14	4.7	14	0
Tevin Coleman	1	26	26.0	26	0
TOTAL	21	251	12.0	36	0

TOP DEFENSE	TOT	SOLO	AST	SCK	YDS	INT
Deion Jones	9	4	5	0.0	0.0	1
De'Vondre Campbell	6	4	2	0.0	0.0	0
Desmond Trufant	6	6	0	0.0	0.0	0
TOTAL	21	14	7	0.0	0.0	1

FIELD GOALS	FBA/FBM	PERCENT
Matt Bryant	2-2	100.0
TOTAL	2-2	100.0

PHILADELPHIA EAGLES

PASSING	ATT	CP	YDS	SK/YD	TD	LG	INT	QBR
Nick Foles	34	19	117	2/13	0	18	1	50.7
Nelson Agholor	1	1	15	0/0	0	15	0	118.8
TOTAL	35	20	132	2/13	0	18	1	64.0

RUSHING	ATT	YDS	AVG	LG	TD
Jay Ajayi	15	62	4.1	11t	2
Corey Clement	5	26	5.2	21	0
Nelson Agholor	1	16	16.0	16	0
Darren Sproles	5	10	2.0	5	0
Nick Foles	1	-1	-1.0	-1	0
TOTAL	27	115	4.2	21	2

RECEIVING	NO	YDS	AVG	LG	TD
Nelson Agholor	8	33	4.1	10	0
Zach Ertz	5	48	9.6	18	0
Darren Sproles	4	22	5.5	9	0
Dallas Goedert	1	4	4.0	4	0
DeAndre Carter	1	10	10.0	10	0
Nick Foles	1	15	15.0	15	0
TOTAL	29	132	6.6	18	0

TOP DEFENSE	TOT	SOLO	AST	SCK	YDS	INT
Jordan Hicks	7	5	2	1.5	12.5	0
Jalen Mills	6	6	0	0.0	0.0	0
Rodney McLeod	6	5	1	0.0	0.0	0
TOTAL	19	16	3	1.5	12.5	0

FIELD GOALS	FBA/FBM	PERCENT
Jake Elliott	1-1	100.0
TOTAL	1-1	100.0

TEAM STATISTICS

FALCONS

EAGLES

First Downs	16	18
Total Net Yards	299	232
Rushes/Net Yards	18/74	27/113
Net Passing	225	119
Pass Attempts/Completions	43/21	35/20
Had Intercepted	1	1
Sacked/Yards Lost	4/26	2/13
Punts/Average	6/47.7	6/52.2
Penalties/Yards	15/135	11/101
Fumbles/Lost	1/0	2/1
Possession Time	27:50	32:10

GAME SUMMARIES



24

WEEK 2

Carolina Panthers 24, Atlanta Falcons 31

72,528 🏎 Mercedes 🏎 Benz Stadium 🏎 Sep 16, 2018



31

Carolina Panthers 3 7 0 14 — 24
Atlanta Falcons 3 14 7 7 — 31

SCORING DRIVES

TEAM	QTR	TIME	SCORING PLAY	CAR	ATL
Panthers	1	11:36	G. Gano: 54-yard FG (7-39, 3:24)	3	0
Falcons	1	05:41	M. Bryant: 44-yard FG (10-57, 5:55)	3	3
Panthers	2	08:42	J. Wright: 5-yard pass from C. Newton (G. Gano kick) (13-70, 6:28)	10	3
Falcons	2	04:03	C. Ridley: 11-yard pass from M. Ryan (M. Bryant kick) (9-75, 4:39)	10	10
Falcons	2	00:22	A. Hooper: 8-yard pass from M. Ryan (M. Bryant kick) (7-85, 1:13)	10	17
Falcons	3	09:23	M. Ryan: 1-yard run (M. Bryant kick) (7-58, 3:26)	10	24
Panthers	4	11:23	T. Smith: 3-yard pass from C. Newton (G. Gano kick) (11-80, 5:21)	17	24
Falcons	4	07:17	M. Ryan: 8-yard run (M. Bryant kick) (7-75, 4:06)	17	31
Panthers	4	02:20	D. Moore: 51-yard pass from C. Newton (G. Gano kick) (5-96, 1:36)	24	31

CAROLINA PANTHERS

PASSING	ATT	CP	YDS	SK/YD	TD	LG	INT	QBR
Cam Newton	45	32	335	2/17	3	51	1	105.3
TOTAL	45	32	335	2/17	3	51	1	105.3

RUSHING	ATT	YDS	AVG	LG	TD
Cam Newton	5	42	8.4	16	0
Christian McCaffrey	8	37	4.6	11	0
C.J. Anderson	3	31	10.3	22	0
D.J. Moore	1	7	7.0	7	0
Alex Armah	1	4	4.0	4	0
TOTAL	19	121	6.7	22	0

RECEIVING	NO	YDS	AVG	LG	TD
Christian McCaffrey	14	102	7.3	18	0
Devin Funchess	7	77	11.0	27	0
Jarius Wright	5	62	12.4	22	1
Torrey Smith	3	33	11.0	26	1
Ian Thomas	2	10	5.0	8	0
D.J. Moore	1	51	51.0	51	1
TOTAL	32	335	10.5	51	3

TOP DEFENSE	TOT	SOLO	AST	SCK	YDS	INT
Luke Kuechly	8	8	0	0.0	0.0	0
Donte Jackson	7	7	0	0.0	0.0	1
James Bradberry	7	5	2	0.0	0.0	0
TOTAL	22	20	2	0.0	0.0	1

FIELD GOALS	FBA/FBM	PERCENT
Graham Gano	1-1	100.0
TOTAL	1-1	100.0

ATLANTA FALCONS

PASSING	ATT	CP	YDS	SK/YD	TD	LG	INT	QBR
Matt Ryan	28	23	272	0/0	2	30	1	116.1
TOTAL	28	23	272	0/0	2	30	1	116.1

RUSHING	ATT	YDS	AVG	LG	TD
Tevin Coleman	16	107	6.7	36	0
Ito Smith	9	46	5.1	18	0
Matt Ryan	4	18	4.5	8	2
Calvin Ridley	1	3	3.0	3	0
Matt Schaub	1	0	0.0	0	0
Mohamed Sanu	1	-4	-4.0	-4	0
TOTAL	32	178	5.5	36	2

RECEIVING	NO	YDS	AVG	LG	TD
Austin Hooper	5	59	11.8	30	1
Julio Jones	5	64	12.8	30	0
Calvin Ridley	4	64	16.0	22	1
Tevin Coleman	4	18	4.5	9	0
Mohamed Sanu	2	19	9.5	12	0
Ito Smith	1	8	8.0	8	0
Logan Paulsen	1	10	10.0	10	0
Marvin Hall	1	30	30.0	30	0
TOTAL	25	272	11.0	30	2

TOP DEFENSE	TOT	SOLO	AST	SCK	YDS	INT
DeVondre Campbell	9	8	1	0.0	0.0	0
Duke Riley	9	6	3	0.0	0.0	0
Brian Poole	7	6	1	1.0	12.0	0
TOTAL	25	20	5	1.0	12.0	0

FIELD GOALS	FBA/FBM	PERCENT
Matt Bryant	1-1	100.0
TOTAL	1-1	100.0

TEAM STATISTICS

	PANTHERS	FALCONS
First Downs	27	23
Total Net Yards	439	442
Rushes/Net Yards	18/121	32/170
Net Passing	318	272
Pass Attempts/Completions	45/32	28/23
Had Intercepted	1	1
Sacked/Yards Lost	2/17	0/0
Punts/Average	4/47.8	4/44.8
Penalties/Yards	7/49	2/26
Fumbles/Lost	0/0	3/0
Possession Time	30:18	29:42

GAME SUMMARIES



43

WEEK 3

New Orleans Saints 43, Atlanta Falcons 37

74,457 🏆 Mercedes 🏆 Benz Stadium 🏆 Sep 23, 2018



37

New Orleans Saints 7 9 7 14 6 — 43
Atlanta Falcons 7 7 7 16 0 — 37

SCORING DRIVES

TEAM	QTR	TIME	SCORING PLAY	NO	ATL
Saints	1	11:45	T. Ginn Jr.: 4-yard pass from D. Brees (W. Lutz kick) (6-75, 3:15)	7	0
Falcons	1	02:45	C. Ridley: 18-yard pass from M. Ryan (M. Bryant kick) (12-81, 6:06)	7	7
Saints	2	09:37	W. Lutz: 49-yard FG (6-31, 2:21)	10	7
Saints	2	03:06	W. Lutz: 21-yard FG (9-70, 4:46)	13	7
Falcons	2	02:12	C. Ridley: 75-yard pass from M. Ryan (M. Bryant kick) (2-75, 0:54)	13	14
Saints	2	00:06	W. Lutz: 45-yard FG (3-31, 0:34)	16	14
Falcons	3	12:00	C. Ridley: 9-yard pass from M. Ryan (M. Bryant kick) (6-75, 3:00)	16	21
Saints	3	06:07	C. Meredith: 11-yard pass from D. Brees (W. Lutz kick) (4-16, 2:29)	23	21
Falcons	4	14:11	T. Coleman: 5-yard pass from M. Ryan (M. Ryan pass) (12-82, 6:56)	23	29
Saints	4	09:59	Z. Line: 1-yard pass from D. Brees (W. Lutz kick) (8-75, 4:12)	30	29
Falcons	4	06:59	M. Sanu: 5-yard pass from M. Ryan (W. Lutz kick) (5-75, 3:00)	30	37
Saints	4	01:15	D. Brees: 7-yard run (W. Lutz kick) (11-81, 5:43)	37	37
Saints	5	02:55	D. Brees: 1-yard run (15-80, 7:05)	43	37

NEW ORLEANS SAINTS

PASSING	ATT	CP	YDS	SK/YD	TD	LG	INT	QBR
Drew Brees	49	39	396	1/5	3	35	0	120.7
TOTAL	49	39	396	1/5	3	35	0	120.7

RUSHING	ATT	YDS	AVG	LG	TD
Alvin Kamara	16	66	4.1	17	0
Taysom Hill	3	39	13.0	35	0
Ted Ginn Jr.	1	20	20.0	20	0
Mike Gillislee	3	10	3.3	4	0
Drew Brees	3	7	2.3	7t	2
Jonathan Williams	1	1	1.0	1	0
TOTAL	27	143	5.3	35	2

RECEIVING	NO	YDS	AVG	LG	TD
Alvin Kamara	15	124	8.3	21	0
Michael Thomas	10	129	12.9	35	0
Benjamin Watson	5	71	14.2	27	0
Ted Ginn Jr.	3	12	4.0	6	1
Zach Line	2	6	3.0	5	1
Austin Carr	1	25	25.0	25	0
Cameron Meredith	1	11	11.0	11t	1
Jonathan Williams	1	1	1.0	1	0
Josh Hill	1	17	17.0	17	0
TOTAL	59	380	10.2	35	3

TOP DEFENSE	TOT	SOLO	AST	SK	YDS	INT
Demario Davis	9	6	3	0.0	0.0	0
Cameron Jordan	5	4	1	2.0	8.0	0
Marcus Williams	5	4	1	0.0	0.0	0
TOTAL	19	14	5	2.0	2.0	0

FIELD GOALS	FBA/FBM	PERCENT
Will Lutz	3-3	100.0
TOTAL	3-3	100.0

ATLANTA FALCONS

PASSING	ATT	CP	YDS	SK/YD	TD	LG	INT	QBR
Matt Ryan	35	26	374	3/15	5	75	0	148.1
TOTAL	35	26	374	3/15	5	75	0	148.1

RUSHING	ATT	YDS	AVG	LG	TD
Tevin Coleman	15	33	2.2	15	0
Matt Ryan	4	12	3.0	7	0
Calvin Ridley	1	9	9.0	9	0
Ito Smith	2	-6	-3.0	-2	0
TOTAL	22	48	2.2	15	0

RECEIVING	NO	YDS	AVG	LG	TD
Calvin Ridley	7	146	20.9	75t	3
Julio Jones	5	96	19.2	58	0
Mohamed Sanu	4	36	9.0	13	1
Austin Hooper	3	23	7.7	12	0
Ito Smith	3	41	13.7	18	0
Tevin Coleman	2	14	7.0	9	1
Logan Paulsen	1	11	11.0	11	0
Marvin Hall	1	7	7.0	7	0
TOTAL	26	374	14.4	75	5

TOP DEFENSE	TOT	SOLO	AST	SK	YDS	INT
Duke Riley	13	9	4	0.0	0.0	0
Damontae Kazee	9	7	2	0.0	0.0	0
Brian Poole	8	8	0	0.0	0.0	0
TOTAL	30	24	6	0.0	0.0	0

FIELD GOALS	FBA/FBM	PERCENT
No Field Goals		

TEAM STATISTICS

	SAINTS	FALCONS
First Downs	32	24
Total Net Yards	534	407
Rushes/Net Yards	27/143	22/48
Net Passing	391	359
Pass Attempts/Completions	49/39	35/26
Had Intercepted	0	0
Sacked/Yards Lost	1/5	3/15
Punts/Average	4/50.5	6/36.0
Penalties/Yards	11/120	5/54
Fumbles/Lost	1/0	0/0
Possession Time	37:45	29:20

GAME SUMMARIES



37

WEEK 4

Cincinnati Bengals 37, Atlanta Falcons 36

71,985 Mercedes-Benz Stadium Sep 30, 2018



36

Cincinnati Bengals 14 14 0 9 — 37
Atlanta Falcons 7 17 3 9 — 36

SCORING DRIVES

TEAM	QTR	TIME	SCORING PLAY	CIN	ATL
Falcons	1	10:27	I. Smith: 7-yard run (M. Bryant kick) (8-50, 4:33)	0	7
Bengals	1	07:23	T. Eifert: 15-yard pass from A. Dalton (R. Bullock kick) (5-67, 3:04)	7	7
Bengals	1	00:14	G. Bernard: 10-yard run (R. Bullock kick) (8-51, 3:27)	14	7
Falcons	2	11:04	L. Paulsen: 17-yard pass from M. Ryan (M. Bryant kick) (10-75, 4:08)	14	14
Bengals	2	08:11	J. Ross: 39-yard pass from A. Dalton (R. Bullock kick) (5-75, 2:52)	21	14
Falcons	2	02:55	C. Ridley: 11-yard pass from M. Ryan (M. Bryant kick) (10-79, 5:16)	21	21
Bengals	2	00:44	G. Bernard: 1-yard run (R. Bullock kick) (6-75, 2:11)	28	21
Falcons	2	00:00	M. Bryant: 55-yard FG (7-38, 0:44)	28	24
Falcons	3	11:22	M. Bryant: 28-yard FG (4--2, 1:46)	28	27
Falcons	4	14:25	C. Ridley: 30-yard pass from M. Ryan (4-54, 2:13)	28	33
Bengals	4	08:19	R. Bullock: 36-yard FG (11-34, 6:06)	31	33
Falcons	4	04:15	M. Bryant: 32-yard FG (11-61, 4:04)	31	36
Bengals	4	00:07	A. Green: 13-yard pass from A. Dalton (pass failed) (16-75, 4:08)	37	36

CINCINNATI BENGALS

PASSING	ATT	CP	YDS	SK/YD	TD	LG	INT	QBR
Andy Dalton	41	29	337	3/29	3	39	1	109.5
TOTAL	41	29	337	3/29	3	39	1	109.5

RUSHING	ATT	YDS	AVG	LG	TD
Giovani Bernard	15	69	4.6	14	2
Andy Dalton	2	13	6.5	11	0
Mark Walton	5	9	1.8	4	0
Alex Erickson	1	8	8.0	8	0
TOTAL	23	99	4.3	14	2

RECEIVING	NO	YDS	AVG	LG	TD
Tyler Boyd	11	100	9.1	13	0
A.J. Green	4	78	19.5	38	1
Giovani Bernard	4	27	6.8	17	0
Tyler Eifert	4	38	9.5	15t	1
John Ross	2	52	26.0	39t	1
Mark Walton	2	28	14.0	24	0
Alex Erickson	1	8	8.0	8	0
C.J. Uzomah	1	6	6.0	6	0
TOTAL	29	337	11.6	39	3

TOP DEFENSE	TOT	SOLO	AST	SK	YDS	INT
Jessie Bates	8	7	1	0.0	0.0	0
Nick Vigil	8	8	0	0.0	0.0	0
Preston Brown	6	4	2	0.0	0.0	0
TOTAL	22	19	3	0.0	0.0	0

FIELD GOALS	FBA/FBM	PERCENT
Randy Bullock	1-1	100.0
TOTAL	1-1	100.0

ATLANTA FALCONS

PASSING	ATT	CP	YDS	SK/YD	TD	LG	INT	QBR
Matt Ryan	39	29	419	3/16	3	49	0	134.5
TOTAL	39	29	419	3/16	3	49	0	134.5

RUSHING	ATT	YDS	AVG	LG	TD
Tevin Coleman	14	51	3.6	9	0
Ito Smith	7	35	5.0	13	1
Matt Ryan	2	5	2.5	4	0
Calvin Ridley	1	1	1.0	1	0
TOTAL	24	92	3.8	13	1

RECEIVING	NO	YDS	AVG	LG	TD
Julio Jones	9	173	19.2	49	0
Mohamed Sanu	6	111	18.5	36	0
Calvin Ridley	4	54	13.5	30t	2
Ito Smith	3	13	4.3	5	0
Tevin Coleman	3	26	8.7	15	0
Austin Hooper	1	19	19.0	19	0
Justin Hardy	1	4	4.0	4	0
Logan Paulsen	1	17	17.0	17t	1
Marvin Hall	1	2	2.0	2	0
TOTAL	29	419	14.4	49	3

TOP DEFENSE	TOT	SOLO	AST	SK	YDS	INT
Damontae Kazee	7	7	0	0.0	0.0	1
Desmond Trufant	7	6	1	0.0	0.0	0
Brian Poole	5	3	2	0.0	0.0	0
TOTAL	19	16	3	0.0	0.0	1

FIELD GOALS	FBA/FBM	PERCENT
Matt Bryant	3-3	100.0
TOTAL	3-3	100.0

TEAM STATISTICS

	BENGALS	FALCONS
First Downs	30	25
Total Net Yards	407	495
Rushes/Net Yards	23/99	24/92
Net Passing	308	403
Pass Attempts/Completions	41/29	39/29
Had Intercepted	1	0
Sacked/Yards Lost	3/29	3/16
Punts/Average	2/15.5	1/41.0
Penalties/Yards	6/55	10/95
Fumbles/Lost	0/0	0/0
Possession Time	30:38	29:22

GAME SUMMARIES



17

WEEK 5

Atlanta Falcons 17, Pittsburgh Steelers 41
64,781 🦅 Heinz Field 🦅 Oct 7, 2018



41

Atlanta Falcons 0 10 0 7 — 17
Pittsburgh Steelers 13 0 14 14 — 41

SCORING DRIVES

TEAM	QTR	TIME	SCORING PLAY	ATL	PI
Steelers	1	10:44	J. Conner: 1-yard run (kick failed) (8-78, 4:16)	0	6
Steelers	1	00:37	J. Smith-Schuster: 18-yard pass from B. Roethlisberger (C. Boswell kick) (11-97, 4:38)	0	13
Falcons	2	11:21	M. Sanu: 43-yard pass from M. Ryan (M. Bryant kick) (8-75, 4:16)	7	13
Falcons	2	04:23	M. Bryant: 47-yard FG (13-50, 5:56)	10	13
Steelers	3	03:42	A. Brown: 9-yard pass from B. Roethlisberger (C. Boswell kick) (12-85, 7:06)	10	20
Steelers	3	01:39	J. Conner: 2-yard run (C. Boswell kick) (3-18, 0:58)	10	27
Falcons	4	12:28	I. Smith: 2-yard run (M. Bryant kick) (9-75, 4:11)	17	27
Steelers	4	09:41	A. Brown: 47-yard pass from B. Roethlisberger (C. Boswell kick) (5-75, 2:47)	17	34
Falcons	4	03:35	L. Fort: 0-yard run (C. Boswell kick) (3-0, 0:21)	17	41

ATLANTA FALCONS

PASSING	ATT	CP	YDS	SK/YD	TD	LG	INT	QBR
Matt Ryan	38	26	285	6/43	1	43	0	99.1
Matt Schaub	7	5	20	0/0	0	9	0	74.1
TOTAL	45	31	305	6/43	1	43	0	86.6

RUSHING	ATT	YDS	AVG	LG	TD
Devonta Freeman	8	32	4.0	20	0
Tevin Coleman	7	15	2.1	8	0
Matt Ryan	1	10	10.0	10	0
Ito Smith	3	5	1.7	4	1
TOTAL	19	62	3.3	20	1

RECEIVING	NO	YDS	AVG	LG	TD
Austin Hooper	9	77	8.6	23	0
Julio Jones	5	62	12.4	18	0
Calvin Ridley	4	38	9.5	21	0
Mohamed Sanu	4	73	18.3	43t	1
Devonta Freeman	2	9	4.5	9	0
Marvin Hall	2	25	12.5	16	0
Tevin Coleman	2	15	7.5	8	0
Eric Saubert	1	8	8.0	8	0
Ito Smith	1	5	5.0	5	0
Matt Schaub	1	-7	-7.0	-7	0
TOTAL	31	305	9.8	43	1

TOP DEFENSE	TOT	SOLO	AST	SKX	YDS	INT
Jordan Richards	7	5	2	0.0	0.0	0
Brooks Reed	6	5	1	0.0	0.0	0
Damontae Kazee	6	5	1	0.0	0.0	1
TOTAL	19	15	4	0.0	0.0	1

FIELD GOALS	FBA/FBM	PERCENT
Matt Bryant	1-1	100.0
TOTAL	1-1	100.0

PITTSBURGH STEELERS

PASSING	ATT	CP	YDS	SK/YD	TD	LG	INT	QBR
Ben Roethlisberger	29	19	250	0/0	3	47	1	112.7
TOTAL	29	19	250	0/0	3	47	1	112.7

RUSHING	ATT	YDS	AVG	LG	TD
James Conner	21	110	5.2	30	2
Ben Roethlisberger	2	16	8.0	8	0
Stevan Ridley	5	8	1.6	4	0
Joshua Dobbs	1	-3	-3.0	-3	0
TOTAL	29	151	4.5	30	2

RECEIVING	NO	YDS	AVG	LG	TD
Antonio Brown	6	101	16.8	47t	2
James Conner	4	75	18.8	29	0
Juju Smith-Schuster	4	34	8.5	18t	1
Jesse James	2	20	10.0	14	0
Ryan Switzer	1	5	5.0	5	0
Vance McDonald	1	6	6.0	6	0
Xavier Grimble	1	9	9.0	9	0
TOTAL	19	250	13.2	47	3

TOP DEFENSE	TOT	SOLO	AST	SKX	YDS	INT
T.J. Watt	8	6	2	3.0	25.0	0
Terrell Edmunds	7	5	2	0.0	0.0	0
Bud Dupree	6	3	3	0.0	0.0	0
TOTAL	21	14	7	3.0	25.0	0

FIELD GOALS	FBA/FBM	PERCENT
No Field Goals		

TEAM STATISTICS

	FALCONS	STEELERS
First Downs	22	22
Total Net Yards	324	381
Rushes/Net Yards	19/62	29/131
Net Passing	262	250
Pass Attempts/Completions	45/31	29/19
Had Intercepted	0	1
Sacked/Yards Lost	6/43	0/0
Punts/Average	4/29.3	3/47.7
Penalties/Yards	7/75	7/58
Fumbles/Lost	1/1	1/0
Possession Time	30:52	29:08

GAME SUMMARIES



29

WEEK 6

Tampa Bay Buccaneers 29, Atlanta Falcons 34

72,665 🏎 Mercedes 🏎 Benz Stadium 🏎 Oct 14, 2018



34

Tampa Bay Buccaneers 6 7 3 13 — 29
Atlanta Falcons 7 17 0 10 — 34

SCORING DRIVES

TEAM	QTR	TIME	SCORING PLAY	TB	ATL
Buccaneers	1	11:36	C. Brate: 15-yard pass from J. Winston (kick failed) (8-75, 3:24)	6	0
Falcons	1	08:22	M. Sanu: 35-yard pass from M. Ryan (M. Bryant kick) (6-75, 3:14)	6	7
Falcons	2	12:19	I. Smith: 14-yard run (M. Bryant kick) (14-86, 7:23)	6	14
Falcons	2	07:30	A. Hooper: 9-yard pass from M. Ryan (M. Bryant kick) (6-58, 3:13)	6	21
Buccaneers	2	00:26	O. Howard: 10-yard pass from J. Winston (C. Catanzaro kick) (6-52, 2:55)	13	21
Falcons	2	00:01	M. Bryant: 45-yard FG (4-48, 0:25)	13	24
Buccaneers	3	02:39	C. Catanzaro: 35-yard FG (7-43, 4:08)	16	24
Buccaneers	4	11:36	C. Godwin: 9-yard pass from J. Winston (pass failed) (7-85, 3:45)	22	24
Falcons	4	06:28	T. Coleman: 6-yard pass from M. Ryan (M. Bryant kick) (10-75, 5:06)	22	31
Buccaneers	4	03:47	P. Barber: 5-yard pass from J. Winston (C. Catanzaro kick) (9-75, 2:41)	29	31
Falcons	4	01:10	M. Bryant: 57-yard FG (8-36, 2:37)	29	34

TAMPA BAY BUCCANEERS

PASSING	ATT	CP	YDS	SK/YD	TD	LG	INT	QBR
Jameis Winston	41	30	395	2/6	4	51	2	115.4
TOTAL	41	30	395	2/6	4	51	2	115.4

RUSHING	ATT	YDS	AVG	LG	TD
Peyton Barber	13	82	6.3	28	0
Jameis Winston	5	29	5.8	11	0
DeSean Jackson	1	7	7.0	7	0
Ronald Jones II	1	3	3.0	3	0
TOTAL	20	121	6.1	28	0

RECEIVING	NO	YDS	AVG	LG	TD
Chris Godwin	6	56	9.3	14	1
DeSean Jackson	4	77	19.3	21	0
Mike Evans	4	58	14.5	19	0
O.J. Howard	4	62	15.5	21	1
Peyton Barber	4	24	6.0	9	1
Adam Humphries	3	82	27.3	51	0
Ronald Jones II	3	16	5.3	10	0
Antony Auclair	1	5	5.0	5	0
Cameron Brate	1	15	15.0	15	1
TOTAL	30	395	13.2	51	4

TOP DEFENSE	TOT	SOLO	AST	SCK	YDS	INT
Kwon Alexander	12	11	1	0.0	0.0	0
Jordan Whitehead	6	4	2	0.0	0.0	0
Lavonte David	6	6	0	0.0	0.0	0
TOTAL	24	21	3	0.0	0.0	0

FIELD GOALS	FBA/FBM	PERCENT
Chandler Catanzaro	1-1	100.0
TOTAL	1-1	100.0

ATLANTA FALCONS

PASSING	ATT	CP	YDS	SK/YD	TD	LG	INT	QBR
Matt Ryan	41	31	355	1/8	3	35	0	125.6
TOTAL	41	31	355	1/8	3	35	0	125.6

RUSHING	ATT	YDS	AVG	LG	TD
Tevin Coleman	10	35	3.5	15	0
Ito Smith	11	22	2.0	14	1
Matt Ryan	1	13	13.0	13	0
TOTAL	22	70	3.2	15	1

RECEIVING	NO	YDS	AVG	LG	TD
Julio Jones	10	144	14.4	32	0
Austin Hooper	9	71	7.9	14	1
Calvin Ridley	3	47	15.7	22	0
Justin Hardy	3	33	11.0	17	0
Ito Smith	2	-1	-0.5	4	0
Mohamed Sanu	2	46	23.0	35	1
Russell Gage	1	9	9.0	9	0
Tevin Coleman	1	6	6.0	6	1
TOTAL	31	355	11.5	35	3

TOP DEFENSE	TOT	SOLO	AST	SCK	YDS	INT
Foyesade Oluokun	9	7	2	0.0	0.0	0
Brian Poole	6	5	1	0.0	0.0	1
De'Vondre Campbell	5	2	3	0.0	0.0	0
TOTAL	20	14	6	0.0	0.0	1

FIELD GOALS	FBA/FBM	PERCENT
Matt Bryant	2-2	100.0
TOTAL	2-2	100.0

TEAM STATISTICS

	BUCCANEERS	FALCONS
First Downs	30	26
Total Net Yards	510	417
Rushes/Net Yards	20/121	22/70
Net Passing	389	347
Pass Attempts/Completions	41/30	41/31
Had Intercepted	2	0
Sacked/Yards Lost	2/6	1/8
Punts/Average	2/40.5	4/45.0
Penalties/Yards	4/20	5/30
Fumbles/Lost	3/0	2/0
Possession Time	28:21	31:39

GAME SUMMARIES



WEEK 7

New York Giants 20, Atlanta Falcons 23

72,756 Mercedes-Benz Stadium Oct 22, 2018



New York Giants 0 3 3 14 — 20
Atlanta Falcons 0 10 0 13 — 23

SCORING DRIVES

TEAM	QTR	TIME	SCORING PLAY	NYG	ATL
Falcons	2	04:51	M. Hall: 47-yard pass from M. Ryan (G. Tavecchio kick) (3-86, 1:01)	0	7
Giants	2	00:50	A. Rosas: 31-yard FG (11-77, 4:01)	3	7
Falcons	2	00:03	G. Tavecchio: 40-yard FG (6-53, 0:47)	3	10
Giants	3	03:51	A. Rosas: 36-yard FG (7-62, 1:48)	6	10
Falcons	4	14:55	G. Tavecchio: 50-yard FG (7-43, 3:56)	6	13
Falcons	4	07:47	T. Coleman: 30-yard run (G. Tavecchio kick) (9-65, 5:14)	6	20
Giants	4	04:47	S. Barkley: 2-yard run (pass failed) (9-78, 3:00)	12	20
Falcons	4	01:55	G. Tavecchio: 56-yard FG (8-37, 2:52)	12	23
Giants	4	00:05	O. Beckham Jr.: 1-yard pass from E. Manning (S. Barkley run) (7-72, 1:50)	20	23

NEW YORK GIANTS

PASSING	ATT	CP	YDS	SK/YD	TD	LG	INT	QBR
Eli Manning	38	27	399	4/27	1	58	0	113.8
TOTAL	38	27	399	4/27	1	58	0	113.8

RUSHING	ATT	YDS	AVG	LG	TD
Saquon Barkley	14	43	3.1	15	1
Evan Engram	1	10	10.0	10	0
Eli Manning	3	7	2.3	7	0
Eli Penny	1	2	2.0	2	0
Odell Beckham Jr.	1	-1	-1.0	-1	0
TOTAL	20	61	3.1	15	1

RECEIVING	NO	YDS	AVG	LG	TD
Saquon Barkley	9	51	5.7	14	0
Odell Beckham Jr.	8	143	17.9	51	1
Sterling Shepard	5	167	33.4	58	0
Evan Engram	2	16	8.0	9	0
Rhett Ellison	2	11	5.5	7	0
Bennie Fowler III	1	11	11.0	11	0
TOTAL	27	389	14.8	58	1

TOP DEFENSE	TOT	SOLO	AST	SCK	YDS	INT
Landon Collins	8	7	1	0.0	0.0	0
Curtis Riley	7	6	1	0.0	0.0	0
Eli Apple	5	5	0	0.0	0.0	0
TOTAL	20	18	2	0.0	0.0	0

FIELD GOALS	FBA/FGM	PERCENT
Aldrick Rosas	2-2	100.0
TOTAL	2-2	100.0

ATLANTA FALCONS

PASSING	ATT	CP	YDS	SK/YD	TD	LG	INT	QBR
Matt Ryan	39	31	379	3/23	1	47	0	115.7
TOTAL	39	31	379	3/23	1	47	0	115.7

RUSHING	ATT	YDS	AVG	LG	TD
Tevin Coleman	11	50	4.5	30t	1
Ito Smith	7	16	2.3	6	0
Matt Ryan	2	1	0.5	2	0
TOTAL	20	67	3.4	30	1

RECEIVING	NO	YDS	AVG	LG	TD
Julio Jones	9	104	11.6	19	0
Calvin Ridley	5	43	8.6	19	0
Austin Hooper	3	48	16.0	36	0
Marvin Hall	3	63	21.0	47t	1
Ito Smith	2	29	14.5	20	0
Justin Hardy	2	24	12.0	15	0
Mohamed Sanu	2	21	10.5	16	0
Ricky Ortiz	2	7	3.5	7	0
Tevin Coleman	2	32	16.0	32	0
Eric Saubert	1	8	8.0	8	0
TOTAL	31	379	12.2	47	1

TOP DEFENSE	TOT	SOLO	AST	SCK	YDS	INT
Desmond Trufant	8	7	1	0.0	0.0	0
Foyesade Oluokun	6	3	3	0.0	0.0	0
Brian Poole	5	1	4	0.0	0.0	0
TOTAL	19	11	8	0.0	0.0	0

FIELD GOALS	FBA/FGM	PERCENT
Giorgio Tavecchio	3-3	100.0
TOTAL	3-3	100.0

TEAM STATISTICS

GIANTS

FALCONS

First Downs	21	22
Total Net Yards	433	423
Rushes/Net Yards	20/61	20/67
Net Passing	372	356
Pass Attempts/Completions	38/27	39/31
Had Intercepted	0	0
Sacked/Yards Lost	4/27	3/23
Punts/Average	4/40.8	3/44.3
Penalties/Yards	4/58	5/29
Fumbles/Lost	1/0	1/1
Possession Time	27:43	32:17

GAME SUMMARIES



38

WEEK 9

Atlanta Falcons 38, Washington Redskins 14
62,386 🦅 FedExField 🦅 Nov 4, 2018



14

Atlanta Falcons 7 14 7 10 — 38
Washington Redskins 0 7 7 0 — 14

SCORING DRIVES

TEAM	QTR	TIME	SCORING PLAY	ATL	WAS
Falcons	1	09:46	T. Coleman: 39-yard pass from M. Ryan (G. Tavecchio kick) (7-81, 3:04)	7	0
Falcons	2	09:10	I. Smith: 12-yard run (G. Tavecchio kick) (9-86, 4:19)	14	0
Redskins	2	03:10	J. Doctson: 2-yard pass from A. Smith (D. Hopkins kick) (11-80, 6:00)	14	7
Falcons	2	00:28	C. Ridley: 40-yard pass from M. Ryan (G. Tavecchio kick) (7-75, 2:42)	21	7
Falcons	3	09:58	T. Coleman: 10-yard pass from M. Ryan (G. Tavecchio kick) (8-75, 5:02)	28	7
Redskins	3	02:15	K. Bibbs: 3-yard run (D. Hopkins kick) (9-77, 3:42)	28	14
Falcons	4	07:09	G. Tavecchio: 27-yard FG (10-72, 6:43)	31	14
Falcons	4	03:45	J. Jones: 35-yard pass from M. Ryan (G. Tavecchio kick) (6-56, 3:16)	38	14

ATLANTA FALCONS

PASSING	ATT	CP	YDS	SK/YD	TD	LG	INT	QBR
Matt Ryan	38	26	350	2/13	4	40	1	121.6
TOTAL	38	26	350	2/13	4	40	1	121.6

RUSHING	ATT	YDS	AVG	LG	TD
Tevin Coleman	13	88	6.8	16	0
Ito Smith	10	60	6.0	13	1
Calvin Ridley	1	6	6.0	6	0
TOTAL	24	154	6.4	16	1

RECEIVING	NO	YDS	AVG	LG	TD
Julio Jones	7	121	17.3	35t	1
Calvin Ridley	6	71	11.8	40t	1
Tevin Coleman	5	68	13.6	39t	2
Mohamed Sanu	4	45	11.3	16	0
Austin Hooper	3	41	13.7	23	0
Ito Smith	1	4	4.0	4	0
TOTAL	28	350	13.5	40	4

TOP DEFENSE	TOT	SOLO	AST	SCK	YDS	INT
Foyesade Oluokun	6	5	1	0.0	0.0	0
Brian Poole	5	4	1	0.0	0.0	0
Damontae Kazee	5	3	2	0.0	0.0	1
TOTAL	16	12	4	0.0	0.0	1

FIELD GOALS	FBA/FBM	PERCENT
Giorgio Tavecchio	1-1	100.0
TOTAL	1-1	100.0

WASHINGTON REDSKINS

PASSING	ATT	CP	YDS	SK/YD	TD	LG	INT	QBR
Alex Smith	46	30	306	3/19	1	33	1	82.3
TOTAL	46	30	306	3/19	1	33	1	82.3

RUSHING	ATT	YDS	AVG	LG	TD
Alex Smith	1	22	22.0	22	0
Kapri Bibbs	3	20	6.7	13	1
Samaje Perine	2	20	10.0	11	0
Adrian Peterson	9	17	1.9	11	0
TOTAL	15	79	5.3	22	1

RECEIVING	NO	YDS	AVG	LG	TD
Maurice Harris	10	124	12.4	33	0
Vernon Davis	5	62	12.4	20	0
Jordan Reed	4	34	8.5	12	0
Adrian Peterson	3	16	5.3	8	0
Josh Doctson	3	31	10.3	24	1
Paul Richardson Jr.	2	16	8.0	11	0
Samaje Perine	2	8	4.0	8	0
Kapri Bibbs	1	15	15.0	15	0
TOTAL	39	306	10.2	33	1

TOP DEFENSE	TOT	SOLO	AST	SCK	YDS	INT
Ha Ha Clinton-Dix	7	5	2	0.0	0.0	0
Matt Ioannidis	7	6	1	1.0	8.0	0
Josh Norman	6	3	3	0.0	0.0	0
TOTAL	20	14	6	1.0	8.0	0

FIELD GOALS	FBA/FBM	PERCENT
No Field Goals		

TEAM STATISTICS

	FALCONS	REDSKINS
First Downs	25	20
Total Net Yards	491	366
Rushes/Net Yards	24/154	15/79
Net Passing	337	287
Pass Attempts/Completions	38/26	46/30
Had Intercepted	1	1
Sacked/Yards Lost	2/13	3/19
Punts/Average	2/51.5	5/49.0
Penalties/Yards	7/50	10/147
Fumbles/Lost	0/0	0/0
Possession Time	32:56	27:04

GAME SUMMARIES



16

WEEK 10

Atlanta Falcons 16, Cleveland Browns 28
62,144 🦅 FirstEnergy 🦅 Nov 11, 2018



28

Atlanta Falcons 0 10 0 6 — 16
Cleveland Browns 7 7 14 0 — 28

SCORING DRIVES

TEAM	QTR	TIME	SCORING PLAY	ATL	CLE
Browns	1	04:36	R. Higgins: 28-yard pass from B. Mayfield (G. Joseph kick) (8-88, 4:55)	0	7
Falcons	2	12:18	G. Tavecchio: 40-yard FG (13-53, 7:18)	3	7
Falcons	2	05:04	J. Jones: 1-yard pass from M. Ryan (G. Tavecchio kick) (6-45, 3:26)	10	7
Browns	2	00:55	N. Chubb: 13-yard pass from B. Mayfield (G. Joseph kick) (8-80, 4:09)	10	14
Browns	3	10:27	D. Johnson Jr.: 11-yard pass from B. Mayfield (G. Joseph kick) (6-41, 3:00)	10	21
Browns	3	08:45	N. Chubb: 92-yard run (G. Joseph kick) (2-92, 0:16)	10	28
Falcons	4	04:24	A. Hooper: 3-yard pass from M. Ryan (pass failed) (12-69, 4:03)	16	28

ATLANTA FALCONS

PASSING	ATT	CP	YDS	SK/YD	TD	LG	INT	QBR
Matt Ryan	52	38	330	2/19	2	31	0	102.2
TOTAL	52	38	330	2/19	2	31	0	102.2

RUSHING	ATT	YDS	AVG	LG	TD
Tevin Coleman	11	44	4.0	18	0
Matt Ryan	3	13	4.3	8	0
Ito Smith	4	11	2.8	4	0
Calvin Ridley	1	3	3.0	3	0
TOTAL	19	71	3.7	18	0

RECEIVING	NO	YDS	AVG	LG	TD
Austin Hooper	10	56	5.6	10	1
Julio Jones	7	107	15.3	30	1
Mohamed Sanu	6	47	7.8	11	0
Ito Smith	4	15	3.8	8	0
Calvin Ridley	3	37	12.3	31	0
Tevin Coleman	3	19	6.3	8	0
Logan Paulsen	2	13	6.5	8	0
Eric Saubert	1	17	17.0	17	0
Justin Hardy	1	7	7.0	7	0
Marvin Hall	1	12	12.0	12	0
TOTAL	39	350	8.7	31	2

TOP DEFENSE	TOT	SOLO	AST	SCK	YDS	INT
De'Vondre Campbell	8	5	3	0.0	0.0	0
Robert Alford	5	3	2	0.0	0.0	0
Derrick Shelby	4	3	1	0.0	0.0	0
TOTAL	17	11	6	0.0	0.0	0

FIELD GOALS	FGA/FGM	PERCENT
Giorgio Tavecchio	1-1	100.0
TOTAL	1-1	100.0

CLEVELAND BROWNS

PASSING	ATT	CP	YDS	SK/YD	TD	LG	INT	QBR
Baker Mayfield	20	17	216	0/0	3	28	0	151.2
Dontrell Hilliard	1	0	0	0/0	0	0	1	0.0
TOTAL	21	17	216	0/0	3	28	1	76.0

RUSHING	ATT	YDS	AVG	LG	TD
Nick Chubb	20	176	8.8	92t	1
Baker Mayfield	6	20	3.3	10	0
Duke Johnson Jr.	3	15	5.0	9	0
TOTAL	29	211	7.3	92	1

RECEIVING	NO	YDS	AVG	LG	TD
Duke Johnson Jr.	4	31	7.8	11t	1
Nick Chubb	3	33	11.0	13t	1
Antonio Callaway	2	39	19.5	25	0
Breshad Perriman	2	33	16.5	17	0
Jarvis Landry	2	22	11.0	12	0
David Njoku	1	18	18.0	18	0
Dontrell Hilliard	1	6	6.0	6	0
Orson Charles	1	6	6.0	6	0
Rashard Higgins	1	28	28.0	28t	1
TOTAL	17	216	12.7	28	3

TOP DEFENSE	TOT	SOLO	AST	SCK	YDS	INT
Jamie Collins Sr.	9	8	1	0.0	0.0	0
Joe Schobert	7	4	3	0.0	0.0	0
T.J. Carrie	6	4	2	0.0	0.0	0
TOTAL	22	16	6	0.0	0.0	0

FIELD GOALS	FGA/FGM	PERCENT
No Field Goals		

TEAM STATISTICS

	FALCONS	BROWNS
First Downs	25	19
Total Net Yards	382	427
Rushes/Net Yards	19/71	29/211
Net Passing	311	216
Pass Attempts/Completions	52/38	21/17
Had Intercepted	0	1
Sacked/Yards Lost	2/19	0/0
Punts/Average	3/39.3	4/46.8
Penalties/Yards	1/5	7/38
Fumbles/Lost	4/2	1/0
Possession Time	31:23	28:37

GAME SUMMARIES



22

WEEK 11

Dallas Cowboys 22, Atlanta Falcons 19

74,447 🏆 Mercedes 🏆 Benz Stadium 🏆 Nov 18, 2018



19

Dallas Cowboys	3	0	3	16	—	22
Atlanta Falcons	0	6	3	10	—	19

SCORING DRIVES

TEAM	QTR	TIME	SCORING PLAY	DAL	ATL
Cowboys	1	02:56	B. Maher: 21-yard FG (15-85, 7:23)	3	0
Falcons	2	14:52	M. Bryant: 41-yard FG (7-52, 3:04)	3	3
Falcons	2	00:29	M. Bryant: 45-yard FG (10-33, 4:13)	3	6
Cowboys	3	10:15	B. Maher: 50-yard FG (8-43, 4:45)	6	6
Falcons	3	07:12	M. Bryant: 53-yard FG (7-47, 3:03)	6	9
Cowboys	4	14:19	D. Prescott: 4-yard run (kick failed) (14-75, 7:53)	12	9
Cowboys	4	12:26	E. Elliott: 23-yard run (B. Maher kick) (2-31, 0:41)	19	9
Falcons	4	08:26	M. Bryant: 21-yard FG (9-72, 4:00)	19	12
Falcons	4	01:52	J. Jones: 34-yard pass from M. Ryan (M. Bryant kick) (6-68, 2:10)	19	19
Cowboys	4	00:00	B. Maher: 42-yard FG (10-51, 1:52)	22	19

DALLAS COWBOYS

PASSING	ATT	CP	YDS	SK/YD	TD	LG	INT	QBR
Dak Prescott	32	22	208	2/17	0	34	0	86.5
TOTAL	32	22	208	2/17	0	34	0	86.5

RUSHING	ATT	YDS	AVG	LG	TD
Ezekiel Elliott	23	122	5.3	23t	1
Dak Prescott	4	5	1.3	4t	1
Jourdan Lewis	1	5	5.0	5	0
Rod Smith	1	0	0.0	0	0
TOTAL	29	132	4.6	23	2

RECEIVING	NO	YDS	AVG	LG	TD
Ezekiel Elliott	7	79	11.3	34	0
Cole Beasley	5	51	10.2	19	0
Geoff Swaim	4	24	6.0	12	0
Amari Cooper	3	36	12.0	17	0
Rod Smith	2	8	4.0	5	0
Michael Gallup	1	10	10.0	10	0
TOTAL	22	209	9.5	34	0

TOP DEFENSE	TOT	SOLO	AST	SCK	YDS	INT
Xavier Woods	9	7	2	0.0	0.0	0
Leighton Vander Esch	8	4	4	0.0	0.0	1
Byron Jones	7	5	2	0.0	0.0	0
TOTAL	24	16	8	0.0	0.0	1

FIELD GOALS	FBA/FBM	PERCENT
Brett Maher	3-3	100.0
TOTAL	3-3	100.0

ATLANTA FALCONS

PASSING	ATT	CP	YDS	SK/YD	TD	LG	INT	QBR
Matt Ryan	34	24	291	3/17	1	34	1	94.1
TOTAL	34	24	291	3/17	1	34	1	94.1

RUSHING	ATT	YDS	AVG	LG	TD
Tevin Coleman	8	58	7.3	17	0
Ito Smith	6	10	1.7	5	0
Calvin Ridley	1	5	5.0	5	0
Marvin Hall	1	3	3.0	3	0
Mohamed Sanu	1	3	3.0	3	0
Matt Ryan	1	1	1.0	1	0
TOTAL	19	80	4.4	17	0

RECEIVING	NO	YDS	AVG	LG	TD
Julio Jones	6	118	19.7	34t	1
Austin Hooper	4	27	6.8	9	0
Mohamed Sanu	4	56	14.0	18	0
Calvin Ridley	3	32	10.7	14	0
Tevin Coleman	3	27	9.0	18	0
Ito Smith	2	12	6.0	9	0
Logan Paulsen	2	19	9.5	13	0
TOTAL	24	291	12.1	34	1

TOP DEFENSE	TOT	SOLO	AST	SCK	YDS	INT
Foyesade Oluokun	10	6	4	0.0	0.0	0
De'Vondre Campbell	6	3	3	0.0	0.0	0
Duke Riley	6	3	3	0.0	0.0	0
TOTAL	22	12	10	0.0	0.0	0

FIELD GOALS	FBA/FBM	PERCENT
Matt Bryant	4-4	100.0
TOTAL	4-4	100.0

TEAM STATISTICS

	COWBOYS	FALCONS
First Downs	20	19
Total Net Yards	323	354
Rushes/Net Yards	29/132	18/80
Net Passing	191	274
Pass Attempts/Completions	32/22	34/24
Had Intercepted	0	1
Sacked/Yards Lost	2/17	3/17
Punts/Average	3/44.3	2/31.0
Penalties/Yards	2/20	2/15
Fumbles/Lost	1/0	0/0
Possession Time	31:57	28:03

THE LAST TIME

BY FALCONS

BY OPPONENT

Passing

448 , Matt Ryan vs. New Orleans, 09/07/14	400 YARDS PASSING	443 , Matthew Stafford @ Detroit, 12/22/12
317 , Matt Ryan vs. Carolina, 12/31/17	300 YARDS PASSING	343 , Aaron Rodgers vs. Green Bay, 09/17/17
481 , Matt Ryan vs. Carolina, 10/02/16	400 NET PASSING YARDS	443 , Matthew Stafford @ Detroit, 12/22/12
311 , Matt Ryan vs. Carolina, 12/31/17	300 NET PASSING YARDS	308 , Aaron Rodgers vs. Green Bay, 09/17/17
4 , Matt Ryan: (7, 1, 10, 7) vs. New Orleans, 01/01/17	FOUR TOUCHDOWN PASSES	4 , Aaron Rodgers: (7, 9, 5, 4) vs. Green Bay, 10/30/16
3 , Matt Ryan: (64, 6, 3) @ L.A. Rams, 12/11/16	THREE TOUCHDOWN PASSES	3 , Jameis Winston: (16, 42, 30) @ Tampa Bay, 12/18/17
2 , Robert Alford vs. Carolina, 10/02/16	TWO INTERCEPTION GAME	2 , Micah Hyde vs. Buffalo, 10/01/17

Rushing

208 , Michael Turner vs. St. Louis, 12/28/08	200 YARDS RUSHER	208 , Marshall Faulk @ St. Louis, 10/15/00
126 , Devonta Freeman @ Tampa Bay, 12/18/17	100 YARDS RUSHER	130 , Jay Ajayi vs. Miami, 10/15/17
4 , Michael Turner: (1, 4, 1, 16) vs. Carolina, 11/23/08	FOUR TOUCHDOWNS RUSHING	4 /4 , Priest Holmes: (1, 2, 2, 15)/Derrick Blaylock: (1, 7, 3, 2) @ Kansas City, 10/24/04
3 , Devonta Freeman: (34, 9, 5) vs. San Francisco, 12/18/16	THREE TOUCHDOWNS RUSHING	3 , Joseph Randle: (1, 37, 1) @ Dallas, 09/27/15
2 , Tevin Coleman: (14, 3) vs. Tampa Bay, 11/26/17	TWO TOUCHDOWNS RUSHING	2 , Peyton Barber: (1, 2) vs. Tampa Bay, 11/26/17

Receiving

162 /103 , Julio Jones/Jacob Tamme vs. Tampa Bay, 11/01/15	TWO 100-YARD RECEIVERS	136 /113 , Alshon Jeffery/Brandon Marshall vs. Chicago, 10/12/14
253 , Julio Jones vs. Tampa Bay, 11/26/17	200 YARDS RECEIVER	225 , Calvin Johnson @ Detroit, 12/22/12
149 , Julio Jones @ New Orleans, 12/24/17	100 YARDS RECEIVER	117 , Michael Thomas vs. New Orleans, 12/07/17
3 , Alge Crumpler: (3, 22, 31) vs. Pittsburgh, 10/22/06	THREE TOUCHDOWNS RECEPTIONS	3 , Hines Ward: (70, 11, 17) vs. Pittsburgh, 10/22/06
2 , Julio Jones: (25, 51) vs. Tampa Bay, 11/26/17	TWO TOUCHDOWNS RECEPTIONS	2 , Mike Evans: (24, 3) @ Tampa Bay, 11/03/16

Combined Yards and Touchdowns

101 /361 , Steven Jackson/Matt Ryan vs. Arizona, 11/30/14	100-YARD RUSHER AND 300-YARD PASSER	103 /350 , Mark Ingram/Drew Brees vs. New Orleans, 01/01/17
253 /317 , Julio Jones/Matt Ryan vs. Tampa Bay, 11/26/17	100-YARD RECEIVER AND 300-YARD PASSER	156 /350 , Michael Thomas/Drew Brees vs. New Orleans, 01/01/17
139 /111 , Devonta Freeman/Aldrick Robinson vs. San Francisco, 12/18/16	100 YARDS RUSHING AND RECEIVING	103 /156 , Mark Ingram/Michael Thomas vs. New Orleans, 01/01/17
101 /361 /116 , Steven Jackson/Matt Ryan Harry Douglas vs. Arizona, 11/30/14	100-YARD RUSHER, 300-YARD PASSER, 100-YARD RECEIVER	103 /350 /156 , Mark Ingram/Drew Brees Michael Thomas vs. New Orleans, 01/01/17

Defense

33 , Deion Jones @ L.A. Rams, 12/11/16	INTERCEPTED PASS RETURNED FOR A TOUCHDOWN	37 , Glover Quin @ Detroit, 09/24/17
0 , Levine Toilolo @ Tampa Bay, 12/18/17	FUMBLE RETURNED FOR A TOUCHDOWN	52 , Tre'Davious White vs. Buffalo, 10/01/17
@ San Diego, 11/30/08	SAFETY SCORED	Terrell Suggs @ Baltimore, 10/19/14
vs. N.Y. Giants, 12/16/12	SHUTOUT	@ Carolina, 12/13/15

THE LAST TIME

6.0 , Adrian Clayborn vs. Dallas, 11/12/17	FOUR SACK GAME	4.0 , Greg Hardy vs. Carolina, 12/29/13
3.0 , Vic Beasley Jr. @ L.A. Rams, 12/11/16	THREE SACK GAME	3.0 , Cameron Jordan @ New Orleans, 10/15/15
2.0 , Brooks Reed @ Chicago, 09/10/17	TWO SACK GAME	2.0 , Cameron Jordan @ New Orleans, 12/24/17

Special Teams

102 , Eric Weems @ Tampa Bay, 12/05/10	KICKOFF RETURNED FOR A TOUCHDOWN	89 , Micheal Spurlock vs. Tampa Bay, 11/07/10
62 , Devin Hester vs. Tampa Bay, 09/18/14	PUNT RETURNED FOR A TOUCHDOWN	73 , Patrick Crayton @ Dallas, 10/25/09
Michael Boley @ New Orleans, 10/16/05	BLOCKED FIELD GOAL RETURNED FOR A TOUCHDOWN	Josh Bullocks @ New Orleans, 09/25/06
56 , Matt Bryant vs. Carolina, 12/31/17	MADE FIELD GOAL OF 50 YARDS OR LONGER	55 , Stephen Hauschka vs. Buffalo, 10/01/17
33 , Matt Bryant @ Tampa Bay, 12/18/17	BLOCKED FIELD GOAL	63 , Graham Gano @ Carolina, 11/16/14
Matt Boshier @ New Orleans, 10/15/15	BLOCKED PUNT	Jason Baker vs. Carolina, 09/20/09
Matt Bryant @ Philadelphia, 11/13/16	MISSED POINT AFTER TOUCHDOWN ATTEMPT	Phil Dawson vs. San Francisco, 12/18/16
Cairo Santos vs. Kansas City, 12/04/16	POINT AFTER TOUCHDOWN ATTEMPT BLOCKED	Jay Feely @ N.Y. Giants, 11/09/03
Jason Snelling @ San Francisco, 12/23/13	SUCCESSFUL ONSIDE KICK	Brandin Cooks vs. New Orleans, 01/01/17
4 , Matt Bryant: (29, 37, 45, 23) @ N.Y. Jets, 10/29/17	FOUR FIELD GOALS	4 , Matt Prater: (57, 35, 40, 55) @ Detroit, 09/24/17
3 , Matt Bryant: (47, 36, 38) vs. Minnesota, 12/03/17	THREE FIELD GOALS	3 , Wil Lutz: (45, 29, 40) @ New Orleans, 12/24/17

Team

516 vs. Tampa Bay, 11/26/17	500 TOTAL YARDS OF OFFENSE	502 @ Green Bay, 12/08/14
410 @ Tampa Bay, 12/18/17	400 TOTAL YARDS OF OFFENSE	403 @ New England, 10/22/17
vs. Tampa Bay, 09/18/14	TOUCHDOWN ON OFFENSE, DEFENSE AND SPECIAL TEAMS	vs. Kansas City, 12/04/16
Matt Ryan @ Oakland, 09/18/16	MADE TWO-POINT CONVERSION	Russell Wilson @ Seattle, 11/20/17
Matt Ryan @ N.Y. Jets, 10/29/17	FAILED TWO-POINT CONVERSION	Aaron Rodgers vs. Green Bay, 09/17/17
vs. Tampa Bay, 09/18/14	50 POINTS	@ Kansas City, 10/24/04
vs. San Francisco, 12/18/16	40 POINTS	@ Green Bay, 12/08/14
vs. Washington, 10/11/15	OVERTIME WIN	

TEAM STATS

ATLANTA FALCONS / REGULAR SEASON WEEK 11 / THROUGH SUNDAY, NOVEMBER 18, 2018

WON 4, LOST 6					DAN QUINN (10 GAMES)	
09/06	L	12-18	at Philadelphia	69,696		
09/16	W	31-24	Carolina	72,528		
09/23	L	37-43	New Orleans	74,457		
09/30	L	36-37	Cincinnati	71,985		
10/07	L	17-41	at Pittsburgh	64,781		
10/14	W	34-29	Tampa Bay	72,665		
10/22	W	23-20	N.Y. Giants	72,756		
11/04	W	38-14	at Washington	62,386		
11/11	L	16-28	at Cleveland	62,144		
11/18	L	19-22	Dallas	74,447		

2018 TEAM STATISTICS			
	ATL	OPP.	
TOTAL FIRST DOWNS	227	239	
Rushing	51	70	
Passing	157	152	
Penalty	19	17	
3rd Down: Made/Att	67/131	62/119	
3rd Down Pct.	51.1%	52.1%	
4th Down: Made/Att	3/9	6/7	
4th Down Pct.	33.3%	85.7%	
POSSESSION AVG.	30:21	30:23	
TOTAL NET YARDS	4,034	4,052	
Avg. Per Game	403.4	405.2	
Total Plays	639	633	
Avg. Per Play	6.3	6.4	
NET YARDS RUSHING	888	1,211	
Avg. Per Game	88.8	121.1	
Total Rushes	218	237	
NET YARDS PASSING	3,146	2,841	
Avg. Per Game	314.6	284.1	
Sacked/Yards Lost	27/180	19/133	
Gross Yards	3,326	2,974	
Att./Completions	394/280	377/265	
Completion Pct.	71.1%	70.3%	
Had Intercepted	4	8	
PUNTS/AVERAGE	33/43.5	36/46.9	
NET PUNTING AVG.	37.1	42.7	
PENALTIES/YARDS	59/514	69/666	
FUMBLES/BALL LOST	12/54	10/1	
TOUCHDOWNS	30	35	
Rushing	8	13	
Passing	22	21	
Returns	0	1	

* SCORE BY PERIOD	Q1	Q2	Q3	Q4	OT	PTS
TEAM	34	108	27	94	0	263
OPPONENTS	53	57	58	102	6	276

* SCORING	TD	RD	PA	RT	K-PAT	FG	2PT	S	PTS
M. Bryant	0	0	0	0	17/18	13/13	0	0	56
C. Ridley	7	0	7	0	0/0	0/0	0	0	42
T. Coleman	6	2	4	0	0/0	0/0	0	0	36
I. Smith	4	4	0	0	0/0	0/0	0	0	24
G. Tavecchio	0	0	0	0	8/8	5/5	0	0	23
A. Hooper	3	0	3	0	0/0	0/0	1	0	20
M. Sanu	3	0	3	0	0/0	0/0	1	0	20
J. Jones	3	0	3	0	0/0	0/0	0	0	18
M. Ryan	2	2	0	0	0/0	0/0	0	0	12
M. Hall	1	0	1	0	0/0	0/0	0	0	6
L. Paulsen	1	0	1	0	0/0	0/0	0	0	6
TEAM	30	8	22	0	26/26	18/18	2	0	263
OPPONENTS	35	15	21	1	26/29	12/12	2	0	276

* RECEIVING	NO.	YDS	AVG	LONG	TD
T. Coleman	114	500	4.4	36	2
I. Smith	59	199	3.4	18	4
M. Ryan	20	81	4.1	13	2
D. Freeman	14	68	4.9	20	0
C. Ridley	6	27	4.5	9	0
J. Jones	1	11	11.0	11	0
M. Hall	1	3	3.0	3	0
M. Schaub	1	0	0.0	0	0
M. Sanu	2	-1	-0.5	3	0
TEAM	210	888	4.1	36	8
OPPONENTS	237	1,211	5.1	92T	15

* RECEIVING	TAR	NO.	YDS	AVG	LONG	TD
J. Jones	111	73	1,158	15.9	58	3
C. Ridley	53	39	532	13.6	75T	7
M. Sanu	54	38	472	12.4	43T	3
A. Hooper	63	50	445	8.9	36	3
T. Coleman	33	26	251	9.7	39T	4
M. Hall	11	9	139	15.4	47T	1
I. Smith	22	19	126	6.6	20	0
L. Paulsen	7	7	70	10.0	17T	1
J. Hardy	11	7	68	9.7	17	0
E. Sautbert	6	3	33	11.0	17	0
D. Freeman	7	5	23	4.6	14	0
R. Gage	1	1	9	9.0	9	0
R. Ortiz	3	2	7	3.5	7	0
M. Schaub	1	1	-7	-7.0	-7	0
TEAM	383	280	3,326	11.9	75T	22
OPPONENTS	363	265	2,974	11.2	58	21

* INTERCEPTIONS	NO.	YDS	AVG	LONG	TD
D. Kazee	5	52	10.4	33	0
R. Allen	1	28	28.0	28	0
D. Jones	1	20	20.0	20	0
B. Poole	1	0	0.0	0	0
TEAM	8	100	12.5	33	0
OPPONENTS	5	52	10.4	28	0

* PUNTING	NO.	YDS	AVG	NET	TB	IN	LG	B
M. Boshier	33	1,435	43.5	37.1	1	14	57	2
TEAM	33	1,435	43.5	37.1	1	14	57	2
OPPONENTS	36	1,680	46.9	42.7	2	19	65	1

* PUNT RETURNS	RET	FC	YDS	AVG	LONG	TD
J. Hardy	14	11	68	4.9	14	0
TEAM	14	11	68	4.9	14	0
OPPONENTS	16	10	117	7.3	21	0

* KICKOFF RETURNS	NO.	YDS	AVG	LONG	TD
M. Hall	13	312	24.0	53	0
C. Ridley	2	50	25.0	32	0
B. Hill	1	16	16.0	16	0
J. Hardy	1	0	0.0	0	0
TEAM	17	378	22.2	53	0
OPPONENTS	25	524	21.0	47	0

* FIELD GOALS	1-19	20-29	30-39	40-49	50+
M. Bryant	0/0	3/3	1/1	5/5	4/4
G. Tavecchio	0/0	1/1	0/0	2/2	2/2
TEAM	0/0	4/4	1/1	7/7	6/6
OPPONENTS	0/0	3/3	4/4	3/3	2/2
M. Bryant (21G, 52G) (44G) (-) (55G, 28G, 32G) (47G) (45G, 57G) (-) (-) (-) (41G, 45G, 53G, 21G) G. Tavecchio (21G, 52G) (44G) (-) (55G, 28G, 32G) (47G) (45G, 57G) (-) (-) (-) (41G, 45G, 53G, 21G) (-) (-) (-) (-) (-) (-) (-) (40G, 50G, 56G) (27G) (40G) (-) OPP: (26G) (54G) (49G, 21G, 45G) (36G) (-) (35G) (31G, 36G) (-) (-) (21G, 50G, 42G)					
2-Pt Conv: A. Hooper 1, M. Sanu 1 TM 2-4 OPP 2-5					

SACKS: T. McKinley 5.5, J. Crawford 4.5, V. Beasley Jr. 3.0, G. Jarrett 3.0, B. Poole 2.0, B. Reed 1.0, **TM** 19.0, **OPP** 27.0 **FUM/LOST:** M. Ryan 5/2, J. Jones 1/1, M. Sanu 1/1, M. Schaub 1/0, J. Hardy 1/0, T. Coleman 1/0, A. Mack 1/0, C. Ridley 1/0, I. Smith 1/0

* PASSING	ATT	CMP	YDS	CMP%	YDS/ATT	TD	TD%	INT	INT%	LONG	SACK	LOST	RATING
M. Ryan	387	275	3,306	71.1	8.5	22	5.7	4	1.0	75T	27/	180	111.5
M. Schaub	7	5	20	71.4	2.9	0	0.0	0	0.0	9	0/	0	74.1
TEAM	394	280	3,326	71.1	8.4	22	5.6	4	1.0	75T	27/	180	110.9
OPPONENTS	377	265	2,974	70.3	7.9	21	5.6	8	2.1	58	19/	133	103.3

OPPONENT STATS

NEW ORLEANS SAINTS / REGULAR SEASON WEEK 11 / THROUGH SUNDAY, NOVEMBER 18, 2018

WON, LOST				
09/09	L	40-48	Tampa Bay	73,038
09/16	W	21-18	Cleveland	73,086
09/23	W	43-37	at Atlanta	74,457
09/30	W	33-18	at N.Y. Giants	78,213
10/08	W	43-19	Washington	73,028
10/21	W	24-23	at Baltimore	70,639
10/28	W	30-20	at Minnesota	66,801
11/04	W	45-35	L.A. Rams	73,086
11/11	W	51-14	at Cincinnati	52,492
11/18	W	48-7	Philadelphia	73,042

2018 TEAM STATISTICS			
	NO	OPP.	
TOTAL FIRST DOWNS	263	207	
Rushing	90	40	
Passing	150	145	
Penalty	23	22	
3rd Down: Made/Att	54/115	41/105	
3rd Down Pct.	47.0%	39.0%	
4th Down: Made/Att	11/12	7/17	
4th Down Pct.	91.7%	41.2%	
POSSESSION AVG.	33:35	27:09	
TOTAL NET YARDS	4,271	3,582	
Avg. Per Game	427.1	358.2	
Total Plays	663	582	
Avg. Per Play	6.4	6.2	
NET YARDS RUSHING	1,314	779	
Avg. Per Game	131.4	77.9	
Total Rushes	313	208	
NET YARDS PASSING	2,957	2,803	
Avg. Per Game	295.7	280.3	
Sacked/Yards Lost	9/71	24/152	
Gross Yards	3,028	2,955	
Att./Completions	341/260	350/239	
Completion Pct.	76.2%	68.3%	
Had Intercepted	1	9	
PUNTS/AVERAGE	21/46.3	30/42.4	
NET PUNTING AVG.	43.4	38.0	
PENALTIES/YARDS	56/556	53/487	
FUMBLES/BALL LOST	11/7	9/4	
TOUCHDOWNS	45	30	
Rushing	19	10	
Passing	25	19	
Returns	1	1	

SCORE BY PERIOD	Q1	Q2	Q3	Q4	OT	PTS
TEAM	64	135	62	111	6	378
OPPONENTS	55	70	43	71	0	239

SCORING	TD	RU	PA	RT	K-PAT	FG	2PT	PTS
W. Lutz	0	0	0	0	39/40	21/22	0	102
A. Kamara	15	11	4	0	0/0	0/0	2	94
M. Thomas	8	0	8	0	0/0	0/0	0	48
M. Ingram	5	4	1	0	0/0	0/0	0	34
T. Smith	4	0	4	0	0/0	0/0	0	24
D. Brees	3	3	0	0	0/0	0/0	0	18
T. Ginn Jr.	2	0	2	0	0/0	0/0	1	14
B. Watson	2	0	2	0	0/0	0/0	0	12
A. Carr	1	0	1	0	0/0	0/0	0	6
J. Hill	1	0	1	0	0/0	0/0	0	6
T. Hill	1	0	1	0	0/0	0/0	0	6
Z. Line	1	0	1	0	0/0	0/0	0	6
C. Meredith	1	0	1	0	0/0	0/0	0	6
P. Williams	1	0	1	0	0/0	0/0	0	6
TEAM	45	19	25	1	39/40	21/22	3	378
OPPONENTS	30	10	19	1	21/25	10/14	4	239

* RUSHING	NO.	YDS	AVG	LONG	TD
A. Kamara	136	617	4.5	49t	11
M. Ingram	79	388	4.9	38	4
T. Hill	30	161	5.4	35	1
D. Washington	16	46	2.9	20	0
M. Gillislee	16	43	2.7	5	0
D. Brees	20	28	1.4	11	3
T. Ginn Jr.	3	26	8.7	20	0
Z. Line	3	12	4.0	9	0
J. Williams	3	0	0.0	1	0
T. Bridgewater	7	-7	-1.0	-1	0
TEAM	313	1,314	4.2	49t	19
OPPONENTS	208	779	3.7	28t	10

* RECEIVING	TAR	NO.	YDS	AVG	LONG	TD
M. Thomas	91	82	1,042	12.7	72t	8
A. Kamara	72	56	510	9.1	37t	4
T. Smith	33	22	371	16.9	62t	4
B. Watson	34	27	293	10.9	32	2
J. Hill	16	12	160	13.3	23	1
T. Ginn Jr.	22	12	135	11.3	42	2
M. Ingram	13	11	120	10.9	28t	1
C. Meredith	10	9	114	12.7	46	1
A. Carr	12	8	85	10.6	25	1
D. Arnold	9	6	85	14.2	25	0
K. Kirkwood	7	5	78	15.6	42	0
Z. Line	8	4	13	3.3	5	1
J. Hardee	1	1	10	10.0	10	0
M. Gillislee	1	1	9	9.0	9	0
T. Hill	5	2	1	0.5	5	0
D. Brees	1	1	1	1.0	1	0
J. Williams	1	1	1	1.0	1	0
TEAM	336	260	3,028	11.6	72t	25
OPPONENTS	329	239	2,955	12.4	75t	19

* INTERCEPTIONS	NO.	YDS	AVG	LONG	TD
M. Williams	2	100	50.0	78	0
C. Banjo	2	0	0.0	0	0
J. Hardee	1	77	77.0	77	0
P. Williams	1	45	45.0	45t	1
E. Apple	1	29	29.0	29	0
A. Anzalone	1	2	2.0	2	0
M. Lattimore	1	0	0.0	0	0
TEAM	9	253	28.1	78	1
OPPONENTS	1	0	0.0	0t	0

* PUNTING	NO.	YDS	AVG	NET	TB	IN	LG	B
T. Morstead	21	972	46.3	43.4	1	7	58	0
TEAM	21	972	46.3	43.4	1	7	58	0
OPPONENTS	30	1,271	42.4	38.0	1	9	60	1

* PUNT RETURNS	RET	FC	YDS	AVG	LONG	TD
A. Kamara	8	8	58	7.3	15	0
B. Tate	3	0	15	5.0	8	0
T. Ginn Jr.	0	2	0	0.0	0	0
T. Hill	1	0	0	0.0	0	0
T. Lewis	2	1	0	0.0	0	0
A. Carr	0	1	0	0.0	0	0
TEAM	14	12	73	6.6	15	0
OPPONENTS	9	7	41	4.6	16	0

* KICKOFF RETURNS	NO.	YDS	AVG	LONG	TD
T. Hill	11	269	24.5	47	0
T. Lewis	3	69	23.0	26	0
Z. Line	1	16	16.0	16	0
T. Ginn Jr.	1	1	1.0	1	0
TEAM	16	355	22.2	47	0
OPPONENTS	31	690	22.3	49	0

* FIELD GOALS	1-19	20-29	30-39	40-49	50+
W. Lutz	1/1	3/3	6/6	9/10	2/2
TEAM	1/1	3/3	6/6	9/10	2/2
OPPONENTS	0/0	0/0	8/8	0/2	2/4

W. Lutz (36G) (31G, 44WL, 44G) (49G, 21G, 45G) (42G, 34G, 37G, 26G) (44G) (39G) (52G, 42G, 42G) (54G) (29G, 42G, 41G) (38G, 19G)
 OPP: (33G, 36G, 44WR) (39G, 39G, 44WL, 52WR) (-) (33G) (37G, 53G) (31G) (-) (51WR, 56G, 34G) (-) (-)
 2-Pt Conv: T. Ginn Jr. 1, A. Kamara 2, T. Hill 0 TM 3-4 OPP 4-5

SACKS: C. Jordan 6.0, S. Rankins 6.0, M. Davenport 4.0, A. Okafor 3.0, D. Davis 2.0, A. Anzalone 1.0, T. Davison 1.0, C. Robertson 1.0, **TM** 24.0, **OPP** 9.0
FUM/LOST: M. Thomas 2/2, M. Ingram 2/1, D. Brees 2/0, C. Meredith 1/1, T. Ginn Jr. 1/1, M. Gillislee 1/1, T. Hill 1/1, B. Tate 1/0

* PASSING	ATT	CMP	YDS	CMP%	YDS/ATT	TD	TD%	INT	INT%	LONG	SACK/	LOST	RATING
D. Brees	334	257	2,964	76.9	8.9	25	7.5	1	0.3	72t	9/	71	126.9
T. Hill	6	3	64	50.0	10.7	0	0.0	0	0.0	44	0/	0	88.2
T. Bridgewater	1	0	0	0.0	0.0	0	0.0	0	0.0	0	0/	0	39.6
TEAM	341	260	3,028	76.2	8.9	25	7.3	1	0.3	72t	9/	71	125.8
OPPONENTS	350	239	2,955	68.3	8.4	19	5.4	9	2.6	75t	24/	152	101.5

TEAM OFFENSE GXG

Falcons

(As of Nov 19, 2018, 9:04 am PST)

2018 : Regular Season

		FALCONS																			
		FIRST DOWNS					OFFENSE					NET PASSING					NET RUSHING				
DATE	OPPONENT	T	R	P	PM	AT	YDS	AVG	A	C	I	YDS	TD	SK	YDS	AT	YDS	AVG	TD	NO	YD
9/6	at Philadelphia	16	4	9	3	65	299	4.60	43	21	1	225	0	4	26	18	74	4.10	1	15	135
9/16	Carolina	23	10	12	1	60	442	7.40	28	23	1	272	2	0	0	32	170	5.30	2	2	26
9/23	New Orleans	24	1	19	4	60	407	6.80	35	26	0	359	5	3	15	22	48	2.20	0	5	54
9/30	Cincinnati	25	4	20	1	66	495	7.50	39	29	0	403	3	3	16	24	92	3.80	1	10	95
10/7	at Pittsburgh	22	4	14	4	70	324	4.60	45	31	0	262	1	6	43	19	62	3.30	1	7	75
10/14	Tampa Bay	26	6	19	1	64	417	6.50	41	31	0	347	3	1	8	22	70	3.20	1	5	30
10/22	N.Y. Giants	22	5	15	2	62	423	6.80	39	31	0	356	1	3	23	20	67	3.40	1	5	29
11/4	at Washington	25	6	17	2	64	491	7.70	38	26	1	337	4	2	13	24	154	6.40	1	7	50
11/11	at Cleveland	25	5	19	1	73	382	5.20	52	38	0	311	2	2	19	19	71	3.70	0	1	5
11/18	Dallas	19	6	13	0	55	354	6.40	34	24	1	274	1	3	17	18	80	4.40	0	2	15
11/22	at New Orleans	--	--	--	--	--	--	--	--	--	--	--	--	--	--	--	--	--	--	--	--
12/2	Baltimore	--	--	--	--	--	--	--	--	--	--	--	--	--	--	--	--	--	--	--	--
12/9	at Green Bay	--	--	--	--	--	--	--	--	--	--	--	--	--	--	--	--	--	--	--	--
12/16	Arizona	--	--	--	--	--	--	--	--	--	--	--	--	--	--	--	--	--	--	--	--
12/23	at Carolina	--	--	--	--	--	--	--	--	--	--	--	--	--	--	--	--	--	--	--	--
12/30	at Tampa Bay	--	--	--	--	--	--	--	--	--	--	--	--	--	--	--	--	--	--	--	--
2018 TOTALS:		227	51	157	10	630	4,654	6.35	304	200	4	3,140	22	27	100	210	600	3.00	0	50	504

TEAM DEFENSIVE STATS GXG

(As of Nov 19, 2018, 9:04 am PST)

2018 : Regular Season

DATE	OPPONENT	TT	SOLD	ASST	SACKS	SACK YDS	INTS	INT YDS	PD	DTD	DS	TFL	QBH	FF	FR
9/6	at Philadelphia	56	42	14	2	13.0	1	20.0	8	0	0	2	4	0	0
9/16	Carolina	57	43	14	2	17.0	1	28.0	6	0	0	2	6	0	0
9/23	New Orleans	67	55	12	1	5.0	0	0.0	1	0	0	2	2	0	0
9/30	Cincinnati	56	45	11	3	29.0	1	23.0	6	0	0	5	5	0	0
10/7	at Pittsburgh	56	37	19	0	0.0	1	0.0	4	0	0	1	4	1	0
10/14	Tampa Bay	54	40	14	2	6.0	2	-4.0	5	0	0	2	4	0	0
10/22	N.Y. Giants	62	35	27	4	27.0	0	0.0	1	0	0	7	8	0	0
11/4	at Washington	51	39	12	3	19.0	1	0.0	8	0	0	5	5	0	0
11/11	at Cleveland	49	28	21	0	0.0	1	33.0	1	0	0	0	0	1	0
11/18	Dallas	67	38	29	2	17.0	0	0.0	4	0	0	3	6	1	0
11/22	at New Orleans	--	--	--	--	--	--	--	--	--	--	--	--	--	--
12/2	Baltimore	--	--	--	--	--	--	--	--	--	--	--	--	--	--
12/9	at Green Bay	--	--	--	--	--	--	--	--	--	--	--	--	--	--
12/16	Arizona	--	--	--	--	--	--	--	--	--	--	--	--	--	--
12/23	at Carolina	--	--	--	--	--	--	--	--	--	--	--	--	--	--
12/30	at Tampa Bay	--	--	--	--	--	--	--	--	--	--	--	--	--	--
2018 TOTALS:		676	482	175	18	133.0	8	100.0	44	0	0	29	44	3	0

INDIVIDUAL GYG STATS: DEFENSIVE

2010 INDIVIDUAL DEFENSIVE NAME-WY-NAME STATS																																						
		MICHAEL ALBORN										MICHAEL ALLEN										MICHAEL BAY																
DATE	OPP.	S	A	TK	TFL	SK	INT	FR	FF	PR	PD	S	A	TK	TFL	SK	INT	FR	FF	PR	PD	S	A	TK	TFL	SK	INT	FR	FF	PR	PD							
09/06	at Philadelphia	4	0	4	0	0.0	0	0	0	0	2	4	1	5	0	0.0	0	0	0	0	0	1	1	0	1	0	0.0	0	0	0	0	0						
09/16	Carolina	1	0	1	0	0.0	0	0	0	0	2	5	0	5	0	0.0	1	0	0	0	2	0	2	2	0	0.0	0	0	0	0	0							
09/23	New Orleans	1	0	1	0	0.0	0	0	0	0	0	5	2	7	0	0.0	0	0	0	0	0	0	2	0	2	1	1.0	0	0	0	1	0						
09/30	Cincinnati	3	1	4	0	0.0	0	0	0	0	1	INJURED RESERVE										1	0	1	0	0.0	0	0	0	0	0	0	0	1	0			
10/07	at Pittsburgh	2	1	3	0	0.0	0	0	0	0	0	INJURED RESERVE										0	0	0	0	0.0	0	0	0	0	0	0	2	0	0			
10/14	Tampa Bay	3	0	3	0	0.0	0	0	0	0	1	INJURED RESERVE										0	0	0	0	0.0	0	0	0	0	0	0	0	0	0			
10/22	N.Y. Giants	2	2	4	0	0.0	0	0	0	0	0	INJURED RESERVE										1	0	1	0	0.0	0	0	0	0	0	0	0	0	0			
11/04	at Washington	INACTIVE										INJURED RESERVE										0	0	0	0	0.0	0	0	0	0	0	0	0	0	0	1	0	0
11/11	at Cleveland	3	2	5	0	0.0	0	0	0	0	0	INJURED RESERVE										0	0	0	0	0.0	0	0	0	0	0	0	0	0	0	0		
11/18	Dallas	4	1	5	0	0.0	0	0	0	0	1	INJURED RESERVE										3	0	3	2	2.0	0	0	0	0	0	2	0	0	0			
11/22	at New Orleans																																					
12/02	Baltimore																																					
12/09	at Green Bay																																					
12/16	Arizona																																					
12/23	at Carolina																																					
12/30	at Tampa Bay																																					
TOTALS		23	7	30	0	0.0	0	0	0	0	7	14	3	17	0	0.0	1	0	0	0	3	8	2	10	3	3.0	0	0	0	0	6	1						

		MICHAEL BERRYETT									KEATIE BOUTIN									M3YMON CAMPBELL												
DATE	OPP.	S	A	TK	TFL	SK	INT	FR	FF	PR	PD	S	A	TK	TFL	SK	INT	FR	FF	PR	PD	S	A	TK	TFL	SK	INT	FR	FF	PR	PD	
09/06	at Philadelphia	Jaguars									0	1	1	0	0.0	0	0	0	0	0	0	0	4	2	6	0	0.0	0	0	0	0	0
09/16	Carolina	Jaguars									Packers									8	1	9	0	0.0	0	0	0	0	0			
09/23	New Orleans	Falcons									Packers									5	1	6	0	0.0	0	0	0	0	0			
09/30	Cincinnati	Falcons									PRACTICE SQUAD									5	0	5	0	0.0	0	0	0	0	0			
10/07	at Pittsburgh	3	1	4	0	0.0	0	0	0	0	0	PRACTICE SQUAD									1	2	3	0	0.0	0	0	0	0	0		
10/14	Tampa Bay	1	0	1	1	0.0	0	0	0	0	0	PRACTICE SQUAD									2	3	5	0	0.0	0	0	0	0	0		
10/22	N.Y. Giants	INACTIVE									PRACTICE SQUAD									3	0	3	0	0.0	0	0	0	0	0			
11/04	at Washington	DID NOT PLAY									Texans									3	1	4	0	0.0	0	0	0	0	0			
11/11	at Cleveland	Falcons									Texans									5	3	8	0	0.0	0	0	0	0	0			
11/18	Dallas	Falcons									Texans									3	3	6	0	0.0	0	0	0	0	0			
11/22	at New Orleans																															
12/02	Baltimore																															
12/09	at Green Bay																															
12/16	Arizona																															
12/23	at Carolina																															
12/30	at Tampa Bay																															
TOTALS		4	1	5	1	0.0	0	0	0	0	0	0	1	1	0	0.0	0	0	0	0	0	0	39	16	55	0	0.0	0	0	0	0	

		MICHAEL CARTER										JACK CALDWELL										MICHAEL CHAPMAN																		
DATE	OPP.	S	A	TK	TFL	SK	INT	FR	FF	PR	PD	S	A	TK	TFL	SK	INT	FR	FF	PR	PD	S	A	TK	TFL	SK	INT	FR	FF	PR	PD									
09/06	at Philadelphia	NOT ON ROSTER										1										0	1	0	0.0	0	0	0	0	0	Raiders									
09/16	Carolina	NOT ON ROSTER										0										0	0	0	0	0	0	0	0	0	Raiders									
09/23	New Orleans	NOT ON ROSTER										0										1	1	0	0.0	0	0	0	0	0	Raiders									
09/30	Cincinnati	0	0	0	0	0.0		0	0	0	0	0	3	1	4	0	0.5	0	0	0	0	1	0	Raiders																
10/07	at Pittsburgh	0	1	1	0	0.0	0	0	0	0	0	1	0	1	1	0.0	0	0	0	0	0	0	Raiders																	
10/14	Tampa Bay	3	0	3	0	0.0	0	0	0	0	0	1	1	2	1	1.0	0	0	0	0	2	0	Raiders																	
10/22	N.Y. Giants	2	0	2	0	0.0	0	0	0	0	0	1	1	2	1	1.0	0	0	0	0	2	0	Falcons																	
11/04	at Washington	3	1	4	0	0.0	0	0	0	0	0	4	0	4	2	2.0	0	0	0	0	1	0	Raiders																	
11/11	at Cleveland	1	0	1	0	0.0	0	0	0	0	0	0	2	2	0	0.0	0	0	0	0	0	0	2	0	2	0	0.0	0	0	0	0	0								
11/18	Dallas	1	1	2	0	0.0		0	0	0	0	2	0	2	0	0.0	0	0	0	1	0	0	1	1	2	0	0.0	0	0	0	0	0								
11/22	at New Orleans																																							
12/02	Baltimore																																							
12/09	at Green Bay																																							
12/16	Arizona																																							
12/23	at Carolina																																							
12/30	at Tampa Bay																																							
TOTALS		10	3	13	0	0.0	0	0	0	0	0	13	6	19	5	4.5	0	0	0	1	6	0	3	1	4	0	0.0	0	0	0	0	0								

INDIVIDUAL GYG STATS: DEFENSIVE

		KERNAL HIGGINS									DANIEL JARRETT									KERNAL JAMES												
DATE	OPP.	S	A	TK	TFL	SK	INT	FR	FF	PR	PD	S	A	TK	TFL	SK	INT	FR	FF	PR	PD	S	A	TK	TFL	SK	INT	FR	FF	PR	PD	
09/06	at Philadelphia	0	0	0	0	0.0	0	0	0	0	0	3	2	5	0	0.0	0	0	0	0	1	0	4	5	9	0	0.0	1	0	0	0	2
09/16	Carolina	0	0	0	0	0.0	0	0	0	0	0	2	3	5	0	0.0	0	0	0	0	3	0	INJURED RESERVE									
09/23	New Orleans	0	0	0	0	0.0	0	0	0	0	0	2	1	3	0	0.0	0	0	0	0	0	INJURED RESERVE										
09/30	Cincinnati	0	0	0	0	0.0	0	0	0	0	0	2	1	3	1	0.0	0	0	0	0	0	INJURED RESERVE										
10/07	at Pittsburgh	0	1	1	0	0.0	0	0	0	0	0	INACTIVE									INJURED RESERVE											
10/14	Tampa Bay	3	0	3	0	0.0	0	0	0	0	0	INACTIVE									INJURED RESERVE											
10/22	N.Y. Giants	1	0	1	0	0.0	0	0	0	0	0	2	3	5	2	2.0	0	0	0	0	2	0	INJURED RESERVE									
11/04	at Washington	1	0	1	0	0.0	0	0	0	0	1	1	2	3	1	1.0	0	0	0	0	1	0	INJURED RESERVE									
11/11	at Cleveland	1	1	2	0	0.0	0	0	0	0	0	1	2	3	0	0.0	0	0	0	0	0	INJURED RESERVE										
11/18	Dallas	1	1	2	0	0.0	0	0	0	0	0	2	1	3	0	0.0	0	0	0	0	2	0	ON INACTIVE LIST									
11/22	at New Orleans																															
12/02	Baltimore																															
12/09	at Green Bay																															
12/16	Arizona																															
12/23	at Carolina																															
12/30	at Tampa Bay																															
TOTALS		7	3	10	0	0.0	0	0	0	0	1	15	15	30	4	3.0	0	0	0	0	9	0	4	5	9	0	0.0	1	0	0	0	

		DAMIANE PATZ									TERRELL WICKHAM									TAMERLANE WICKLEY												
DATE	OPP.	S	A	TK	TFL	SK	INT	FR	FF	PR	PD	S	A	TK	TFL	SK	INT	FR	FF	PR	PD	S	A	TK	TFL	SK	INT	FR	FF	PR	PD	
09/06	at Philadelphia	2	0	2	0	0.0	0	0	0	0	1	1	0	1	0	0.0	0	0	0	0	0	0	1	0	1	1	1.0	0	0	0	2	0
09/16	Carolina	3	0	3	0	0.0	0	0	0	0	0	0	0	0	0	0.0	0	0	0	0	0	0	2	0	2	1	1.0	0	0	0	1	0
09/23	New Orleans	7	2	9	0	0.0	0	0	0	0	0	3	0	3	0	0.0	0	0	0	0	0	0	INACTIVE									
09/30	Cincinnati	7	0	7	0	0.0	1	0	0	0	1	0	0	0	0	0.0	0	0	0	0	0	0	2	1	3	2	2.5	0	0	0	3	0
10/07	at Pittsburgh	5	1	6	0	0.0	1	0	1	0	1	1	0	1	0	0.0	0	0	0	0	0	0	1	1	2	0	0.0	0	0	0	0	0
10/14	Tampa Bay	3	1	4	0	0.0	1	0	0	0	1	2	1	3	0	0.0	0	0	0	0	0	0	0	0	0	0	0.0	0	0	0	0	0
10/22	N.Y. Giants	3	2	5	1	0.0	0	0	0	0	1	0	2	2	0	0.0	0	0	0	0	0	0	3	1	4	1	1.0	0	0	0	2	0
11/04	at Washington	3	2	5	0	0.0	1	0	0	0	1	0	0	0	0	0.0	0	0	0	0	0	0	1	0	1	0	0.0	0	0	0	0	0
11/11	at Cleveland	1	2	3	0	0.0	1	0	0	0	1	0	1	1	0	0.0	0	0	0	0	0	0	0	0	0	0	0.0	0	0	0	0	0
11/18	Dallas	2	3	5	0	0.0	0	0	0	0	0	0	3	3	0	0.0	0	0	0	0	0	0	1	1	2	1	1.0	0	0	0	1	0
11/22	at New Orleans																															
12/02	Baltimore																															
12/09	at Green Bay																															
12/16	Arizona																															
12/23	at Carolina																															
12/30	at Tampa Bay																															
TOTALS		36	15	49	1	0.0	5	0	1	0	7	7	7	14	0	0.0	0	0	0	0	0	0	11	4	15	6	5.5	0	0	0	9	0

		STANLEY HIGGINS										CLARENCE HIGGINS										SHAMON HIGGINS																	
DATE	OPP.	S	A	TK	TFL	SK	INT	FR	FF	PR	PD	S	A	TK	TFL	SK	INT	FR	FF	PR	PD	S	A	TK	TFL	SK	INT	FR	FF	PR	PD								
09/06	at Philadelphia	--										1	1	2	0 0 0 0 0 0 0 0										--														
09/16	Carolina	INACTIVE										INJURED RESERVE										Falcons																	
09/23	New Orleans	0	0	0	0	0.0	0	0	0	0	0	INJURED RESERVE										Saints																	
09/30	Cincinnati	0	1	1	0	0.0	0	0	0	0	0	INJURED RESERVE										INACTIVE																	
10/07	at Pittsburgh	1	0	1	0	0.0	0	0	0	0	0	INJURED RESERVE										0	0	0	0	0.0	0	0	0	0	0	0	0	0	0	0			
10/14	Tampa Bay	0	0	0	0	0.0	0	0	0	0	0	INJURED RESERVE										0	0	0	0	0.0	0	0	0	0	0	0	0	0	0	0			
10/22	N.Y. Giants	INACTIVE										INJURED RESERVE										3	0	3	0	0.0	0	0	0	0	0	0	0	0	0	0	0	0	0
11/04	at Washington	INACTIVE										INJURED RESERVE										3	1	4	0	0.0	0	0	0	0	0	0	2						
11/11	at Cleveland	INACTIVE										INJURED RESERVE										1	0	1	0	0.0	0	0	0	0	0	0							
11/18	Dallas	ON INACTIVE LIST										INJURED RESERVE										1	2	3	0	0.0	0	0	0	0	0	0							
11/22	at New Orleans																																						
12/02	Baltimore																																						
12/09	at Green Bay																																						
12/16	Arizona																																						
12/23	at Carolina																																						
12/30	at Tampa Bay																																						
TOTALS		1	1	2	0	0.0	0	0	0	0	0	1	1	2	0	0.0	0	0	0	0	0	0	0	3	3	11	0	0.0	0	0	0	0	0						

INDIVIDUAL GYG STATS: DEFENSIVE

		DANIEL OLIVER										EVERETT BLUMHIN										DANIEL POOLE									
DATE	OPP.	S	A	TK	TFL	SK	INT	FR	FF	PR	PD	S	A	TK	TFL	SK	INT	FR	FF	PR	PD	S	A	TK	TFL	SK	INT	FR	FF	PR	PD
09/06	at Philadelphia	INACTIVE										0 0 0 0 0 0 0 0 0 0 0 0										5 0 5 1 1.0 0 0 0 1 1 1									
09/16	Carolina	INACTIVE										2 2 4 0 0.0 0 0 0 0 0 0										6 1 7 1 1.0 0 0 0 1 0 0									
09/23	New Orleans	2	0	2	0	0.0	0	0	0	0	0	4	0	4	0	0.0	0	0	0	0	0	8	0	8	0	0.0	0	0	0	1	1
09/30	Cincinnati	4	0	4	0	0.0	0	0	0	0	1	2	1	3	0	0.0	0	0	0	0	0	3	2	5	0	0.0	0	0	0	0	0
10/07	at Pittsburgh	1	0	1	0	0.0	0	0	0	0	1	2	3	5	0	0.0	0	0	0	0	0	2	0	2	0	0.0	0	0	0	0	0
10/14	Tampa Bay	0	0	0	0	0.0	0	0	0	0	0	7	2	9	0	0.0	0	0	0	0	0	5	1	6	0	0.0	1	0	0	0	2
10/22	N.Y. Giants	0	0	0	0	0.0	0	0	0	0	0	3	3	6	0	0.0	0	0	0	1	0	1	4	5	1	0.0	0	0	0	1	0
11/04	at Washington	3	1	4	0	0.0	0	0	0	0	2	5	1	6	1	0.0	0	0	0	1	0	4	1	5	0	0.0	0	0	0	0	0
11/11	at Cleveland	0	0	0	0	0.0	0	0	0	0	0	2	1	3	0	0.0	0	0	0	0	0	0	0	1	1	0	0.0	0	0	0	0
11/18	Dallas	0	0	0	0	0.0	0	0	0	0	1	6	4	10	0	0.0	0	0	0	0	0	1	1	2	0	0.0	0	0	0	0	0
11/22	at New Orleans																														
12/02	Baltimore																														
12/09	at Green Bay																														
12/16	Arizona																														
12/23	at Carolina																														
12/30	at Tampa Bay																														
TOTALS		10	1	11	0	0.0	0	0	0	0	5	33	17	50	1	0.0	0	0	0	2	0	35	11	46	3	2.0	1	0	0	4	4

		DORIAN JENKINS										JORDAN BUCHANAN										MIKE RILEY														
DATE	OPP.	S	A	TK	TFL	SK	INT	FR	FF	PR	PD	S	A	TK	TFL	SK	INT	FR	FF	PR	PD	S	A	TK	TFL	SK	INT	FR	FF	PR	PD					
09/06	at Philadelphia	0	1	1	0	0.0	0	0	0	0	0	INACTIVE										1	0	1	0	0.0	0	0	0	0	0	0	0	0	0	1
09/16	Carolina	0	1	1	0	0.0	0	0	0	0	0	3	1	4	0	0.0	0	0	0	0	0	6	3	9	0	0.0	0	0	0	0	1	0				
09/23	New Orleans	0	0	0	0	0.0	0	0	0	0	0	2	0	2	0	0.0	0	0	0	0	0	9	4	13	0	0.0	0	0	0	0	0	0				
09/30	Cincinnati	1	0	1	0	0.0	0	0	0	0	0	0	0	0	0	0.0	0	0	0	0	0	3	2	5	1	0.0	0	0	0	0	0	0				
10/07	at Pittsburgh	5	1	6	0	0.0	0	0	0	1	0	5	2	7	0	0.0	0	0	0	0	0	3	1	4	0	0.0	0	0	0	0	0	0				
10/14	Tampa Bay	1	0	1	0	1.0	0	0	0	1	0	2	3	5	0	0.0	0	0	0	0	0	3	1	4	0	0.0	0	0	0	0	1					
10/22	N.Y. Giants	0	3	3	0	0.0	0	0	0	0	0	0	0	0	0	0.0	0	0	0	0	0	1	2	3	1	0.0	0	0	0	0	0	0				
11/04	at Washington	0	0	0	0	0.0	0	0	0	1	0	2	0	2	0	0.0	0	0	0	0	0	2	2	4	0	0.0	0	0	0	0	0	0				
11/11	at Cleveland	2	0	2	0	0.0	0	0	1	0	0	3	1	4	0	0.0	0	0	0	0	0	2	2	4	0	0.0	0	0	0	0	0	0				
11/18	Dallas	0	1	1	0	0.0	0	0	0	1	0	3	1	4	0	0.0	0	0	0	0	1	3	3	6	0	0.0	0	0	0	0	0	0				
11/22	at New Orleans																																			
12/02	Baltimore																																			
12/09	at Green Bay																																			
12/16	Arizona																																			
12/23	at Carolina																																			
12/30	at Tampa Bay																																			
TOTALS		9	7	16	0	1.0	0	0	1	4	0	20	0	20	0	0.0	0	0	0	0	1	33	20	53	2	0.0	0	0	0	1	2					

		REXHAUS BRYANT										DORIAN BUCHANAN										REXHAUS THURMAN												
DATE	OPP.	S	A	TK	TFL	SK	INT	FR	FF	PR	PD	S	A	TK	TFL	SK	INT	FR	FF	PR	PD	S	A	TK	TFL	SK	INT	FR	FF	PR	PD			
09/06	at Philadelphia	2	1	3	0	0.0	0	0	0	0	0	2	0	2	0	0.0	0	0	0	0	0	0	6	0	6	0	0.0	0	0	0	0	0		
09/16	Carolina	1	0	1	0	0.0	0	0	0	0	0	1	0	1	0	0.0	0	0	0	0	0	3	0	3	0	0.0	0	0	0	0	0			
09/23	New Orleans	2	0	2	1	0.0	0	0	0	0	0	INACTIVE										3	1	4	0	0.0	0	0	0	0	0	0	0	
09/30	Cincinnati	1	0	1	1	0.0	0	0	0	0	1	0	INACTIVE										6	1	7	0	0.0	0	0	0	0	0	0	2
10/07	at Pittsburgh	1	4	5	0	0.0	0	0	0	0	1	0	INACTIVE										3	0	3	0	0.0	0	0	0	0	0	0	2
10/14	Tampa Bay	1	1	2	0	0.0	0	0	0	0	1	0	INACTIVE										3	0	3	0	0.0	0	0	0	0	0	0	0
10/22	N.Y. Giants	2	2	4	0	0.0	0	0	0	0	0	0	1	1	0	0.0	0	0	0	0	0	7	1	8	0	0.0	0	0	0	0	0	0		
11/04	at Washington	1	0	1	0	0.0	0	0	0	0	0	1	0	1	1	0.0	0	0	0	0	0	2	0	2	0	0.0	0	0	0	0	0	1		
11/11	at Cleveland	0	1	1	0	0.0	0	0	0	0	0	3	1	4	0	0.0	0	0	0	0	0	1	1	2	0	0.0	0	0	0	0	0	0		
11/18	Dallas	0	0	0	0	0.0	0	0	0	0	0	1	0	1	0	0.0	0	0	0	0	0	3	2	5	0	0.0	0	0	0	0	0	1		
11/22	at New Orleans																																	
12/02	Baltimore																																	
12/09	at Green Bay																																	
12/16	Arizona																																	
12/23	at Carolina																																	
12/30	at Tampa Bay																																	
TOTALS		11	9	20	2	0.0	0	0	0	3	0	8	2	10	1	0.0	0	0	0	0	0	37	6	43	0	0.0	0	0	0	0	7			

INDIVIDUAL GXG STATS: DEFENSIVE

		2018 REGULAR SEASON									
DATE	OPP.	S	A	TK	TFL	SK	INT	FR	FF	PR	PD
09/06	at Philadelphia	INACTIVE									
09/16	Carolina	0	0	0	0	0.0	0	0	0	0	1
09/23	New Orleans	INACTIVE									
09/30	Cincinnati	2	0	2	0	0.0	0	0	0	0	0
10/07	at Pittsburgh	INACTIVE									
10/14	Tampa Bay	INACTIVE									
10/22	N.Y. Giants	INACTIVE									
11/04	at Washington	0	0	0	0	0.0	0	0	0	0	1
11/11	at Cleveland	INACTIVE									
11/18	Dallas	ON INACTIVE LIST									
11/22	at New Orleans										
12/02	Baltimore										
12/09	at Green Bay										
12/16	Arizona										
12/23	at Carolina										
12/30	at Tampa Bay										
TOTALS		2	0	2	0	0.0	0	0	0	0	2

INDIVIDUAL GVG STATS: PASSING

2018 INDIVIDUAL GAME-BY-GAME STATS														
PASSING		RATE RANK												
DATE	OPP.	ATT	CMP	YDS	COMP%	Y/A	Y/C	TD	TD%	INT	INT%	LG	SK/YD	RATE
09/06	at Philadelphia	43	21	251	48.8%	5.84	11.95	0	0.0%	1	2.3%	36	4/26.0	57.4
09/16	Carolina	28	23	272	82.1%	9.71	11.83	2	7.1%	1	3.6%	30	0/0.0	116.1
09/23	New Orleans	35	26	374	74.3%	10.69	14.38	5	14.3%	0	0.0%	75t	3/15.0	148.1
09/30	Cincinnati	39	29	419	74.4%	10.74	14.45	3	7.7%	0	0.0%	49	3/16.0	134.5
10/07	at Pittsburgh	38	26	285	68.4%	7.50	10.96	1	2.6%	0	0.0%	43t	6/43.0	99.1
10/14	Tampa Bay	41	31	355	75.6%	8.66	11.45	3	7.3%	0	0.0%	35t	1/8.0	125.6
10/22	N.Y. Giants	39	31	379	79.5%	9.72	12.23	1	2.6%	0	0.0%	47t	3/23.0	115.7
11/04	at Washington	38	26	350	68.4%	9.21	13.46	4	10.5%	1	2.6%	40t	2/13.0	121.6
11/11	at Cleveland	52	38	330	73.1%	6.35	8.68	2	3.8%	0	0.0%	31	2/19.0	102.2
11/18	Dallas	34	24	291	70.6%	8.56	12.13	1	2.9%	1	2.9%	34t	3/17.0	94.1
11/22	at New Orleans													
12/02	Baltimore													
12/09	at Green Bay													
12/16	Arizona													
12/23	at Carolina													
12/30	at Tampa Bay													
TOTALS		367	275	3,386	71.1%	8.54	12.02	22	5.7%	4	1.0%	75t	27/188.0	111.5

PASSING		RANK RANK												
DATE	OPP.	ATT	CMP	YDS	COMP%	Y/A	Y/C	TD	TD%	INT	INT%	LG	SK/YD	RATE
09/06	at Philadelphia													
09/16	Carolina	0	0	0	0.0%	0.00	0	0%	0	0%		--	0/0.0	0.0
09/23	New Orleans													
09/30	Cincinnati													
10/07	at Pittsburgh	7	5	20	71.4%	2.86	4.00	0	0.0%	0	0.0%	9	0/0.0	74.1
10/14	Tampa Bay													
10/22	N.Y. Giants													
11/04	at Washington													
11/11	at Cleveland													
11/18	Dallas													
11/22	at New Orleans													
12/02	Baltimore													
12/09	at Green Bay													
12/16	Arizona													
12/23	at Carolina													
12/30	at Tampa Bay													
TOTALS		7	5	20	71.4%	2.86	4.00	0	0.0%	0	0.0%	9	0/0.0	74.1

INDIVIDUAL GYG STATS: RUSHING

2008 INDIVIDUAL GAME-BY-GAME STATS																		
RUSHING:		TREVIL CLEMAN						RENEETA FRIEPMAN						CHARON BALL				
DATE	OPP.	NO.	YDS	AVG	LG	TD		NO.	YDS	AVG	LG	TD		NO.	YDS	AVG	LG	TD
09/06	at Philadelphia	9	19	2.1	9t	1		6	36	6.0	20	0		0	0	0	--	0
09/16	Carolina	16	107	6.7	36	0		INACTIVE						0	0	0	--	0
09/23	New Orleans	15	33	2.2	15	0		INACTIVE						0	0	0	--	0
09/30	Cincinnati	14	51	3.6	9	0		INACTIVE						0	0	0	--	0
10/07	at Pittsburgh	7	15	2.1	8	0		8	32	4.0	20	0		0	0	0	--	0
10/14	Tampa Bay	10	35	3.5	15	0		INACTIVE						0	0	0	--	0
10/22	N.Y. Giants	11	50	4.5	30t	1		INJURED RESERVE						0	0	0	--	0
11/04	at Washington	13	88	6.8	16	0		INJURED RESERVE						0	0	0	--	0
11/11	at Cleveland	11	44	4.0	18	0		INJURED RESERVE						0	0	0	--	0
11/18	Dallas	8	58	7.3	17	0		INJURED RESERVE						1	3	3.0	3	0
11/22	at New Orleans																	
12/02	Baltimore																	
12/09	at Green Bay																	
12/16	Arizona																	
12/23	at Carolina																	
12/30	at Tampa Bay																	
TOTALS		114	508	4.4	36	2		14	68	4.9	20	0		1	3	3.0	3	0

RUSHING:		JALIN JONES						CALVIN RILEY						MATT KHAM					
DATE	OPP.	NO.	YDS	AVG	LG	TD		NO.	YDS	AVG	LG	TD		NO.	YDS	AVG	LG	TD	
09/06	at Philadelphia	1	11	11.0	11	0		0	0	0	--	0		2	8	4.0	6	0	
09/16	Carolina	0	0	0	--	0		1	3	3.0	3	0		4	18	4.5	8t	2	
09/23	New Orleans	0	0	0	--	0		1	9	9.0	9	0		4	12	3.0	7	0	
09/30	Cincinnati	0	0	0	--	0		1	1	1.0	1	0		2	5	2.5	4	0	
10/07	at Pittsburgh	0	0	0	--	0		0	0	0	--	0		1	10	10.0	10	0	
10/14	Tampa Bay	0	0	0	--	0		0	0	0	--	0		1	13	13.0	13	0	
10/22	N.Y. Giants	0	0	0	--	0		0	0	0	--	0		2	1	0.5	2	0	
11/04	at Washington	0	0	0	--	0		1	6	6.0	6	0		0	0	0	--	0	
11/11	at Cleveland	0	0	0	--	0		1	3	3.0	3	0		3	13	4.3	8	0	
11/18	Dallas	0	0	0	--	0		1	5	5.0	5	0		1	1	1.0	1	0	
11/22	at New Orleans																		
12/02	Baltimore																		
12/09	at Green Bay																		
12/16	Arizona																		
12/23	at Carolina																		
12/30	at Tampa Bay																		
TOTALS		1	11	11.0	11	0		6	27	4.5	9	0		20	81	4.1	13	2	

RUSHING:		HARRISON BARR						TIL BOWEN					
DATE	OPP.	NO.	YDS	AVG	LG	TD		NO.	YDS	AVG	LG	TD	
09/06	at Philadelphia	0	0	0	--	0		0	0	0	--	0	
09/16	Carolina	1	-4	-4.0	-4	0		9	46	5.1	18	0	
09/23	New Orleans	0	0	0	--	0		2	-6	-3.0	-2	0	
09/30	Cincinnati	0	0	0	--	0		7	35	5.0	13	1	
10/07	at Pittsburgh	0	0	0	--	0		3	5	1.7	4	1	
10/14	Tampa Bay	0	0	0	--	0		11	22	2.0	14t	1	
10/22	N.Y. Giants	0	0	0	--	0		7	16	2.3	6	0	
11/04	at Washington	0	0	0	--	0		10	60	6.0	13	1	
11/11	at Cleveland	0	0	0	--	0		4	11	2.8	4	0	
11/18	Dallas	1	3	3.0	3	0		6	10	1.7	5	0	
11/22	at New Orleans												
12/02	Baltimore												
12/09	at Green Bay												
12/16	Arizona												
12/23	at Carolina												
12/30	at Tampa Bay												
TOTALS		2	-1	-0.5	3	0		59	199	3.4	18	4	

INDIVIDUAL GYG STATS: RECEIVING

2008 INDIVIDUAL GAME-WT-GAME STATS																
RECEIVING		TERRE CULLEMAN					REYNOLTA FRIESEMAN					ROSCHELLE HAME				
DATE	OPP.	NO.	YDS	AVG	LG	TD	NO.	YDS	AVG	LG	TD	NO.	YDS	AVG	LG	TD
09/06	at Philadelphia	1	26	26.0	26	0	3	14	4.7	14	0	0	0	0	--	0
09/16	Carolina	4	18	4.5	9	0	INACTIVE					INACTIVE				
09/23	New Orleans	2	14	7.0	9	1	INACTIVE					0	0	0	--	0
09/30	Cincinnati	3	26	8.7	15	0	INACTIVE					0	0	0	--	0
10/07	at Pittsburgh	2	15	7.5	8	0	2	9	4.5	9	0	0	0	0	--	0
10/14	Tampa Bay	1	6	6.0	6t	1	INACTIVE					1	9	9.0	9	0
10/22	N.Y. Giants	2	32	16.0	32	0	INJURED RESERVE					0	0	0	--	0
11/04	at Washington	5	68	13.6	39t	2	INJURED RESERVE					0	0	0	--	0
11/11	at Cleveland	3	19	6.3	8	0	INJURED RESERVE					0	0	0	--	0
11/18	Dallas	3	27	9.0	18	0	INJURED RESERVE					0	0	0	--	0
11/22	at New Orleans															
12/02	Baltimore															
12/09	at Green Bay															
12/16	Arizona															
12/23	at Carolina															
12/30	at Tampa Bay															
TOTALS		26	251	9.7	39t	4	5	23	4.6	14	0	1	9	9.0	9	0

RECEIVING		MARVIN HALL					JUSTIN HADZE					JUSTIN HOPPER				
DATE	OPP.	NO.	YDS	AVG	LG	TD	NO.	YDS	AVG	LG	TD	NO.	YDS	AVG	LG	TD
09/06	at Philadelphia	0	0	0	--	0	0	0	0	--	0	3	24	8.0	15	0
09/16	Carolina	1	30	30.0	30	0	0	0	0	--	0	5	59	11.8	30	1
09/23	New Orleans	1	7	7.0	7	0	0	0	0	--	0	3	23	7.7	12	0
09/30	Cincinnati	1	2	2.0	2	0	1	4	4.0	4	0	1	19	19.0	19	0
10/07	at Pittsburgh	2	25	12.5	16	0	0	0	0	--	0	9	77	8.6	23	0
10/14	Tampa Bay	0	0	0	--	0	3	33	11.0	17	0	9	71	7.9	14	1
10/22	N.Y. Giants	3	63	21.0	47t	1	2	24	12.0	15	0	3	48	16.0	36	0
11/04	at Washington	0	0	0	--	0	0	0	0	--	0	3	41	13.7	23	0
11/11	at Cleveland	1	12	12.0	12	0	1	7	7.0	7	0	10	56	5.6	10	1
11/18	Dallas	0	0	0	--	0	0	0	0	--	0	4	27	6.8	9	0
11/22	at New Orleans															
12/02	Baltimore															
12/09	at Green Bay															
12/16	Arizona															
12/23	at Carolina															
12/30	at Tampa Bay															
TOTALS		9	159	15.4	47t	1	7	68	9.7	17	0	50	445	8.9	36	3

RECEIVING		JULIAN JONES					BICKY MITCHE					LEAHAN PEARSON				
DATE	OPP.	NO.	YDS	AVG	LG	TD	NO.	YDS	AVG	LG	TD	NO.	YDS	AVG	LG	TD
09/06	at Philadelphia	10	169	16.9	36	0	0	0	0	--	0	0	0	0	--	0
09/16	Carolina	5	64	12.8	30	0	0	0	0	--	0	1	10	10.0	10	0
09/23	New Orleans	5	96	19.2	58	0	0	0	0	--	0	1	11	11.0	11	0
09/30	Cincinnati	9	173	19.2	49	0	0	0	0	--	0	1	17	17.0	17t	1
10/07	at Pittsburgh	5	62	12.4	18	0	0	0	0	--	0	0	0	0	--	0
10/14	Tampa Bay	10	144	14.4	32	0	0	0	0	--	0	0	0	0	--	0
10/22	N.Y. Giants	9	104	11.6	19	0	2	7	3.5	7	0	0	0	0	--	0
11/04	at Washington	7	121	17.3	35t	1	0	0	0	--	0	0	0	0	--	0
11/11	at Cleveland	7	107	15.3	30	1	INACTIVE					2	13	6.5	8	0
11/18	Dallas	6	118	19.7	34t	1	ON INACTIVE LIST					2	19	9.5	13	0
11/22	at New Orleans															
12/02	Baltimore															
12/09	at Green Bay															
12/16	Arizona															
12/23	at Carolina															
12/30	at Tampa Bay															
TOTALS		75	808	15.9	58	3	2	7	3.5	7	0	7	70	10.0	17t	1

INDIVIDUAL GYG STATS: RECEIVING

RECEIVING		CALVIN HINLEY					MINHAJEE BAHU					ERIC HAINERT				
DATE	OPP.	NO.	YDS	AVG	LG	TD	NO.	YDS	AVG	LG	TD	NO.	YDS	AVG	LG	TD
09/06	at Philadelphia	0	0	0	--	0	4	18	4.5	10	0	0	0	0	--	0
09/16	Carolina	4	64	16.0	22	1	2	19	9.5	12	0	0	0	0	--	0
09/23	New Orleans	7	146	20.9	75t	3	4	36	9.0	13	1	0	0	0	--	0
09/30	Cincinnati	4	54	13.5	30t	2	6	111	18.5	36	0	0	0	0	--	0
10/07	at Pittsburgh	4	38	9.5	21	0	4	73	18.3	43t	1	1	8	8.0	8	0
10/14	Tampa Bay	3	47	15.7	22	0	2	46	23.0	35t	1	0	0	0	--	0
10/22	N.Y. Giants	5	43	8.6	19	0	2	21	10.5	16	0	1	8	8.0	8	0
11/04	at Washington	6	71	11.8	40t	1	4	45	11.3	16	0	0	0	0	--	0
11/11	at Cleveland	3	37	12.3	31	0	6	47	7.8	11	0	1	17	17.0	17	0
11/18	Dallas	3	32	10.7	14	0	4	56	14.0	18	0	0	0	0	--	0
11/22	at New Orleans															
12/02	Baltimore															
12/09	at Green Bay															
12/16	Arizona															
12/23	at Carolina															
12/30	at Tampa Bay															
TOTALS		39	512	13.6	75t	7	38	472	12.4	43t	3	3	33	11.0	17	0

RECEIVING		MATT SCHMIDT					DIL SWINEN				
DATE	OPP.	NO.	YDS	AVG	LG	TD	NO.	YDS	AVG	LG	TD
09/06	at Philadelphia	DID NOT PLAY (NON-INJURY)					0	0	0	--	0
09/16	Carolina	0	0	0	--	0	1	8	8.0	8	0
09/23	New Orleans	DID NOT PLAY (NON-INJURY)					3	41	13.7	18	0
09/30	Cincinnati	DID NOT PLAY (NON-INJURY)					3	13	4.3	5	0
10/07	at Pittsburgh	1	-7	-7.0	-7	0	1	5	5.0	5	0
10/14	Tampa Bay	DID NOT PLAY (NON-INJURY)					2	-1	-0.5	4	0
10/22	N.Y. Giants	DID NOT PLAY (NON-INJURY)					2	29	14.5	20	0
11/04	at Washington	DID NOT PLAY (NON-INJURY)					1	4	4.0	4	0
11/11	at Cleveland	DID NOT PLAY (NON-INJURY)					4	15	3.8	8	0
11/18	Dallas	DID NOT PLAY (NON-INJURY)					2	12	6.0	9	0
11/22	at New Orleans										
12/02	Baltimore										
12/09	at Green Bay										
12/16	Arizona										
12/23	at Carolina										
12/30	at Tampa Bay										
TOTALS		1	-7	-7.0	-7	0	19	126	6.6	20	0

GAME BY GAME TACKLES (INDIVIDUAL)

(As of Nov 19, 2018, 9:04 am PST)

2018 : Regular Season

PLAYERS	PHI	CAN	NO	CIN	PIT	TB	NYG	WAS	CLE	DAL	NO	DAL	GB	ARI	CAR	TB	TOTAL
De'Vondre Campbell	6	9	6	5	3	5	3	4	8	6	--	--	--	--	--	--	55
Duke Riley	2	9	13	5	4	4	3	4	4	6	--	--	--	--	--	--	54
Foyesade Oluokun	1	4	4	3	5	10	6	6	3	10	--	--	--	--	--	--	52
Damontae Kazee	3	3	10	7	6	4	5	5	3	5	--	--	--	--	--	--	51
Brian Poole	6	7	10	5	2	6	5	5	1	2	--	--	--	--	--	--	49
Desmond Trufant	6	3	4	7	3	3	8	2	2	5	--	--	--	--	--	--	43
Robert Alford	4	1	1	4	3	3	4	--	5	5	--	--	--	--	--	--	30
Grady Jarrett	5	5	3	3	--	--	5	3	3	3	--	--	--	--	--	--	30
Jordan Richards	--	4	2	1	7	5	--	2	4	4	--	--	--	--	--	--	29
Deadrin Senat	3	1	2	1	5	2	4	1	1	--	--	--	--	--	--	--	20
Jack Crawford	1	--	1	4	1	2	2	4	2	2	--	--	--	--	--	--	19
Bruce Carter	--	--	--	--	2	3	3	7	1	2	--	--	--	--	--	--	18
Ricardo Allen	5	5	7	--	--	--	--	--	--	--	--	--	--	--	--	--	17
Kemal Ishmael	2	--	1	--	1	4	2	1	3	2	--	--	--	--	--	--	16
Brooks Reed	1	1	--	1	6	1	3	0	2	1	--	--	--	--	--	--	16
Takkarist McKinley	1	2	--	3	2	--	4	1	--	2	--	--	--	--	--	--	15
Isaiah Oliver	--	--	4	4	1	--	1	4	--	0	--	--	--	--	--	--	14
Terrell McClain	1	--	3	--	1	3	2	--	1	3	--	--	--	--	--	--	14
Sharrod Neasman	--	--	--	--	--	--	4	4	2	3	--	--	--	--	--	--	13
Justin Bethel	--	3	--	--	--	3	1	3	1	--	--	--	--	--	--	--	11
Vic Beasley Jr.	1	2	2	1	0	--	1	0	--	3	--	--	--	--	--	--	10
Derrick Shelby	2	1	--	--	--	--	1	1	4	1	--	--	--	--	--	--	10
Deion Jones	9	--	--	--	--	--	--	--	--	--	--	--	--	--	--	--	9
Michael Bennett	--	--	--	--	4	1	--	--	--	--	--	--	--	--	--	--	5
Blidi Wreh-Wilson	--	0	--	4	--	--	--	0	--	--	--	--	--	--	--	--	4
Bruce Irvin	--	--	--	--	--	--	--	--	2	2	--	--	--	--	--	--	4
Russell Gage	--	--	--	--	--	1	1	1	--	--	--	--	--	--	--	--	3
Julio Jones	--	1	--	--	--	--	--	1	--	--	--	--	--	--	--	--	2
Keanu Neal	2	--	--	--	--	--	--	--	--	--	--	--	--	--	--	--	2
Marvin Hall	--	--	1	--	--	--	--	--	1	--	--	--	--	--	--	--	2
Eric Saubert	1	--	--	--	--	--	--	1	--	--	--	--	--	--	--	--	2
Steven Means	--	--	--	1	1	--	--	--	--	--	--	--	--	--	--	--	2
Keith Tandy	--	--	--	0	--	--	--	2	--	--	--	--	--	--	--	--	2
Matt Bosher	--	--	--	1	--	--	--	--	--	--	--	--	--	--	--	--	1
Jake Matthews	--	--	--	--	--	--	--	--	1	--	--	--	--	--	--	--	1
Justin Hardy	--	--	1	--	--	0	--	--	--	--	--	--	--	--	--	--	1
Alex Mack	0	--	--	--	--	--	--	--	1	--	--	--	--	--	--	--	1
Deante Burton	1	--	--	--	--	--	--	--	--	--	--	--	--	--	--	--	1
Logan Paulsen	--	--	--	1	--	--	--	--	--	--	--	--	--	--	--	--	1
Ito Smith	--	--	--	--	--	--	--	--	--	1	--	--	--	--	--	--	1
Matt Schaub	--	0	--	--	--	--	--	--	--	--	--	--	--	--	--	--	0
Matt Ryan	--	--	--	--	--	--	--	--	0	--	--	--	--	--	--	--	0
Brandon Fusco	--	0	--	--	--	--	--	--	--	--	--	--	--	--	--	--	0
Calvin Ridley	--	--	--	--	--	--	--	--	0	--	--	--	--	--	--	--	0

INDIVIDUAL GYG STATS: PUNT RETURNS

2018 INDIVIDUAL NAME-TY-NAME STATS														
PUNT RETURNS:		MARTIN HALL							JUSTIN MARLEY					
DATE	OPP.	NO.	YDS	AVG	LG	FC	TD		NO.	YDS	AVG	LG	FC	TD
09/06	at Philadelphia	0	0	0	--	0	0		2	11	5.5	6	1	0
09/16	Carolina	0	0	0	--	0	0		1	3	3.0	3	2	0
09/23	New Orleans	0	0	0	--	0	0		2	12	6.0	6	0	0
09/30	Cincinnati	0	0	0	--	0	0		0	0	0	--	1	0
10/07	at Pittsburgh	0	0	0	--	0	0		2	3	1.5	3	0	0
10/14	Tampa Bay	0	0	0	--	0	0		2	14	7.0	14	0	0
10/22	N.Y. Giants	0	0	0	--	0	0		0	0	0	--	2	0
11/04	at Washington	0	0	0	--	0	0		1	4	4.0	4	3	0
11/11	at Cleveland	0	0	0	--	0	0		1	5	5.0	5	2	0
11/18	Dallas	0	0	0	--	0	0		3	16	5.3	13	0	0
11/22	at New Orleans													
12/02	Baltimore													
12/09	at Green Bay													
12/16	Arizona													
12/23	at Carolina													
12/30	at Tampa Bay													
TOTALS		0	0	0	--	0	0		14	68	4.9	14	11	0

INDIVIDUAL GYG STATS: KICKOFF RETURNS

2008 INDIVIDUAL GAME-BY-GAME STATS																					
KICKOFF RETURNS:		MARVIN HALL							JUSTIN DANZE							BRIAN HILL					
DATE	OPP.	NO.	YDS	AVG	LG	FC	TD	NO.	YDS	AVG	LG	FC	TD	NO.	YDS	AVG	LG	FC	TD		
09/06	at Philadelphia	0	0	0	--	0	0	0	0	0	--	0	0	PRACTICE SQUAD							
09/16	Carolina	0	0	0	--	0	0	0	0	0	--	0	0	0	0	0	--	0	0		
09/23	New Orleans	3	74	24.7	30	0	0	0	0	0	--	0	0	0	0	0	--	0	0		
09/30	Cincinnati	3	95	31.7	53	0	0	1	0	0.0	--	0	0	0	0	0	--	0	0		
10/07	at Pittsburgh	2	44	22.0	23	0	0	0	0	0	--	0	0	INACTIVE							
10/14	Tampa Bay	1	19	19.0	19	0	0	0	0	0	--	0	0	INACTIVE							
10/22	N.Y. Giants	1	22	22.0	22	0	0	0	0	0	--	0	0	INACTIVE							
11/04	at Washington	0	0	0	--	0	0	0	0	0	--	0	0	INACTIVE							
11/11	at Cleveland	1	26	26.0	26	0	0	0	0	0	--	0	0	1	16	16.0	16	0	0		
11/18	Dallas	2	32	16.0	28	0	0	0	0	0	--	0	0	0	0	0	--	0	0		
11/22	at New Orleans																				
12/02	Baltimore																				
12/09	at Green Bay																				
12/16	Arizona																				
12/23	at Carolina																				
12/30	at Tampa Bay																				
TOTALS		13	312	24.0	53	0	0	1	0	0.0	0	0	0	1	16	16.0	16	0	0		

KICKOFF RETURNS:		CALVIN BOWLEY					
DATE	OPP.	NO.	YDS	AVG	LG	FC	TD
09/06	at Philadelphia	0	0	0	--	0	0
09/16	Carolina	2	50	25.0	32	0	0
09/23	New Orleans	0	0	0	--	0	0
09/30	Cincinnati	0	0	0	--	0	0
10/07	at Pittsburgh	0	0	0	--	0	0
10/14	Tampa Bay	0	0	0	--	0	0
10/22	N.Y. Giants	0	0	0	--	0	0
11/04	at Washington	0	0	0	--	0	0
11/11	at Cleveland	0	0	0	--	0	0
11/18	Dallas	0	0	0	--	0	0
11/22	at New Orleans						
12/02	Baltimore						
12/09	at Green Bay						
12/16	Arizona						
12/23	at Carolina						
12/30	at Tampa Bay						
TOTALS		2	50	25.0	32	0	0

INDIVIDUAL GYG STATS: FIELD GOALS

2008 INDIVIDUAL GAME-BY-GAME STATS											
FIELD GOALS:		BATTING STATS									
DATE	OPP.	0-19	20-29	30-39	40-49	50+	TOTAL	FGM	FGA	PCT	LG
09/06	at Philadelphia	0-0	1-1	0-0	0-0	1-1	2-2	2	2	100.0	52
09/16	Carolina	0-0	0-0	0-0	1-1	0-0	1-1	1	1	100.0	44
09/23	New Orleans	0-0	0-0	0-0	0-0	0-0	0-0	0	0	0.0	0
09/30	Cincinnati	0-0	1-1	1-1	0-0	1-1	3-3	3	3	100.0	55
10/07	at Pittsburgh	0-0	0-0	0-0	1-1	0-0	1-1	1	1	100.0	47
10/14	Tampa Bay	0-0	0-0	0-0	1-1	1-1	2-2	2	2	100.0	57
10/22	N.Y. Giants	INACTIVE									
11/04	at Washington	INACTIVE									
11/11	at Cleveland	INACTIVE									
11/18	Dallas	0-0	1-1	0-0	2-2	1-1	4-4	4	4	100.0	53
11/22	at New Orleans										
12/02	Baltimore										
12/09	at Green Bay										
12/16	Arizona										
12/23	at Carolina										
12/30	at Tampa Bay										
TOTALS		0-0	3-3	1-1	5-5	4-4	13-13	13	13	100.0	57

FIELD GOALS:		BATTING STATS									
DATE	OPP.	0-19	20-29	30-39	40-49	50+	TOTAL	FGM	FGA	PCT	LG
09/06	at Philadelphia	--									
09/16	Carolina	Falcons									
09/23	New Orleans	Falcons									
09/30	Cincinnati	Falcons									
10/07	at Pittsburgh	Falcons									
10/14	Tampa Bay	Falcons									
10/22	N.Y. Giants	0-0	0-0	0-0	1-1	2-2	3-3	3	3	100.0	56
11/04	at Washington	0-0	1-1	0-0	0-0	0-0	1-1	1	1	100.0	27
11/11	at Cleveland	0-0	0-0	0-0	1-1	0-0	1-1	1	1	100.0	40
11/18	Dallas	ON INACTIVE LIST									
11/22	at New Orleans										
12/02	Baltimore										
12/09	at Green Bay										
12/16	Arizona										
12/23	at Carolina										
12/30	at Tampa Bay										
TOTALS		0-0	1-1	0-0	2-2	2-2	5-5	5	5	100.0	55

INDIVIDUAL GYG STATS: SPECIAL TEAMS

2010 INDIVIDUAL SPECIAL TEAMS NAME-BY-GAME STATS													
		JUSTIN MESSER			MATT BUBBER			DREW CARTER			MUSSELLA NAME		
DATE	OPP.	TKL	AST	TOT	TKL	AST	TOT	TKL	AST	TOT	TKL	AST	TOT
09/06	at Philadelphia	0	0	0	0	0	0	NOT ON ROSTER			0	0	0
09/16	Carolina	3	0	3	0	0	0	NOT ON ROSTER			INACTIVE		
09/23	New Orleans	0	0	0	0	0	0	NOT ON ROSTER			0	0	0
09/30	Cincinnati	INACTIVE			0	1	1	0	0	0	0	0	0
10/07	at Pittsburgh	INACTIVE			0	0	0	1	0	1	0	0	0
10/14	Tampa Bay	2	1	3	0	0	0	0	0	0	1	0	1
10/22	N.Y. Giants	1	0	1	0	0	0	1	0	1	1	0	1
11/04	at Washington	2	1	3	0	0	0	2	1	3	1	0	1
11/11	at Cleveland	1	0	1	0	0	0	0	0	0	0	0	0
11/18	Dallas	0	0	0	0	0	0	0	0	0	0	0	0
11/22	at New Orleans												
12/02	Baltimore												
12/09	at Green Bay												
12/16	Arizona												
12/23	at Carolina												
12/30	at Tampa Bay												
TOTALS		9	2	11	0	1	1	4	1	5	3	0	3

		MARKYU BALL			JUSTIN HADY			KEVAL HUNNIAH			DAQUANTE KATZKE		
DATE	OPP.	TKL	AST	TOT	TKL	AST	TOT	TKL	AST	TOT	TKL	AST	TOT
09/06	at Philadelphia	0	0	0	0	0	0	1	1	2	1	0	1
09/16	Carolina	0	0	0	0	0	0	0	0	0	0	0	0
09/23	New Orleans	0	1	1	1	0	1	0	1	1	1	0	1
09/30	Cincinnati	0	0	0	0	0	0	0	0	0	0	0	0
10/07	at Pittsburgh	0	0	0	0	0	0	0	0	0	0	0	0
10/14	Tampa Bay	0	0	0	0	0	0	1	0	1	0	0	0
10/22	N.Y. Giants	0	0	0	0	0	0	1	0	1	0	0	0
11/04	at Washington	0	0	0	0	0	0	0	0	0	0	0	0
11/11	at Cleveland	1	0	1	0	0	0	1	0	1	0	0	0
11/18	Dallas	0	0	0	0	0	0	0	0	0	0	0	0
11/22	at New Orleans												
12/02	Baltimore												
12/09	at Green Bay												
12/16	Arizona												
12/23	at Carolina												
12/30	at Tampa Bay												
TOTALS		1	1	2	1	0	1	4	2	6	2	0	2

		DAQUAN DEANMAN			DAQUAN OLIVER			PETERSON BLANKINS			LORIAN PARRISH		
DATE	OPP.	TKL	AST	TOT	TKL	AST	TOT	TKL	AST	TOT	TKL	AST	TOT
09/06	at Philadelphia	--			INACTIVE			1	0	1	0	0	0
09/16	Carolina	Falcons			INACTIVE			0	0	0	0	0	0
09/23	New Orleans	Saints			2	0	2	0	0	0	0	0	0
09/30	Cincinnati	INACTIVE			0	0	0	0	0	0	1	0	1
10/07	at Pittsburgh	0	0	0	0	0	0	0	0	0	0	0	0
10/14	Tampa Bay	0	0	0	0	0	0	0	1	1	0	0	0
10/22	N.Y. Giants	1	0	1	1	0	1	0	0	0	0	0	0
11/04	at Washington	0	0	0	0	0	0	0	0	0	0	0	0
11/11	at Cleveland	1	0	1	0	0	0	0	0	0	0	0	0
11/18	Dallas	0	0	0	0	0	0	0	0	0	0	0	0
11/22	at New Orleans												
12/02	Baltimore												
12/09	at Green Bay												
12/16	Arizona												
12/23	at Carolina												
12/30	at Tampa Bay												
TOTALS		2	0	2	3	0	3	1	1	2	1	0	1

INDIVIDUAL GXG STATS: SPECIAL TEAMS

		BRIAN FOLEY			JORDAN RICHARDS			DREW BAILEY			ERIC HAMBERT		
DATE	OPP.	TKL	AST	TOT	TKL	AST	TOT	TKL	AST	TOT	TKL	AST	TOT
09/06	at Philadelphia	1	0	1	INACTIVE			0	1	1	0	1	1
09/16	Carolina	0	0	0	0	0	0	0	0	0	0	0	0
09/23	New Orleans	2	0	2	0	0	0	0	0	0	0	0	0
09/30	Cincinnati	0	0	0	1	0	1	0	0	0	0	0	0
10/07	at Pittsburgh	0	0	0	0	0	0	0	0	0	0	0	0
10/14	Tampa Bay	0	0	0	0	0	0	0	0	0	0	0	0
10/22	N.Y. Giants	0	0	0	0	0	0	0	0	0	0	0	0
11/04	at Washington	0	0	0	0	0	0	0	0	0	0	1	1
11/11	at Cleveland	0	0	0	0	0	0	0	0	0	0	0	0
11/18	Dallas	0	0	0	0	0	0	0	0	0	0	0	0
11/22	at New Orleans												
12/02	Baltimore												
12/09	at Green Bay												
12/16	Arizona												
12/23	at Carolina												
12/30	at Tampa Bay												
TOTALS		3	0	3	1	0	1	0	1	1	0	2	2

		KEVIN TAMBURELLO			MARK WRIGHT-SMITH		
DATE	OPP.	TKL	AST	TOT	TKL	AST	TOT
09/06	at Philadelphia	Buccaneers			INACTIVE		
09/16	Carolina	0	0	0	0	0	0
09/23	New Orleans	INACTIVE			INACTIVE		
09/30	Cincinnati	0	0	0	1	1	2
10/07	at Pittsburgh	0	0	0	INACTIVE		
10/14	Tampa Bay	0	0	0	INACTIVE		
10/22	N.Y. Giants	0	0	0	INACTIVE		
11/04	at Washington	0	2	2	0	0	0
11/11	at Cleveland	INACTIVE			INACTIVE		
11/18	Dallas	ON INACTIVE LIST			ON INACTIVE LIST		
11/22	at New Orleans						
12/02	Baltimore						
12/09	at Green Bay						
12/16	Arizona						
12/23	at Carolina						
12/30	at Tampa Bay						
TOTALS		0	2	2	1	1	2

SCORING DRIVES

FALCONS 2017 SCORING DRIVES

DATE	OPPONENT	ACQUIRED	DRIVE START	PLAYS	YARDS	Q/TIME	FIRST DOWNS	SCORING PLAY
09/10	at Chicago	Kickoff Punt Punt Punt Kickoff	ATL 8 ATL 17 ATL 14 ATL 5 ATL 25	11 11 13 3 9	62 83 76 95 56	Q17:04 Q26:59 Q36:29 Q40:59 Q44:02	4 6 5 1 2	M. Bryant: 48-yard FG D. Freeman: 5-yard run M. Bryant: 28-yard FG A. Hooper: 88-yard pass from M. Ryan M. Bryant: 37-yard FG
09/17	Green Bay	Kickoff Punt Punt Interception Kickoff	ATL 14 ATL 13 ATL 9 GB 36 ATL 25	9 10 7 4 10	86 87 58 36 40	Q15:09 Q14:12 Q23:53 Q20:28 Q35:14	4 5 2 2 3	D. Freeman: 1-yard run Q2: D. Freeman: 2-yard run M. Bryant: 51-yard FG T. Coleman: 3-yard pass from M. Ryan M. Bryant: 53-yard FG
09/24	at Detroit	Kickoff Punt Kickoff Kickoff Punt Kickoff	ATL 25 ATL 29 ATL 36 ATL 25 DET 41 ATL 25	12 10 9 7 5 4	75 53 64 45 19 75	Q16:43 Q15:36 Q25:27 Q21:10 Q31:55 Q31:34	6 3 6 2 1 3	M. Sanu: 4-yard pass from M. Ryan Q2: M. Bryant: 36-yard FG D. Freeman: 1-yard run M. Bryant: 48-yard FG M. Bryant: 40-yard FG Q4: T. Gabriel: 40-yard pass from M. Ryan
10/01	Buffalo	Punt Punt Kickoff	ATL 46 ATL 22 ATL 25	6 9 10	44 78 75	Q23:55 Q23:02 Q45:00	1 5 6	M. Bryant: 28-yard FG D. Freeman: 1-yard run J. Hardy: 3-yard pass from M. Ryan
10/15	Miami	Kickoff Punt Downs	ATL 25 ATL 11 ATL 39	11 9 5	43 90 61	Q15:19 Q14:49 Q21:23	3 5 3	M. Bryant: 50-yard FG M. Hall: 40-yard pass from M. Ryan T. Coleman: 6-yard run
10/22	at New England	Kickoff	ATL 12	11	88	Q45:06	7	J. Jones: 1-yard pass from M. Ryan
10/29	at N.Y. Jets	Missed FG Kickoff Kickoff Punt Missed FG Muffed Punt	ATL 36 ATL 25 ATL 20 ATL 20 ATL 38 NYJ 13	7 12 10 5 4 2	64 70 53 61 62 4	Q13:13 Q25:57 Q22:26 Q32:04 Q41:55 Q41:23	4 4 4 1 2 0	A. Hooper: 1-yard pass from M. Ryan M. Bryant: 23-yard FG M. Bryant: 45-yard FG M. Bryant: 37-yard FG M. Sanu: 8-yard pass from M. Ryan M. Bryant: 29-yard FG
11/05	at Carolina	Kickoff Fumble Punt	ATL 25 ATL 39 ATL 8	5 8 7	40 61 92	Q12:44 Q14:38 Q42:01	1 5 4	M. Bryant: 53-yard FG M. Sanu: 6-yard pass from M. Ryan T. Coleman: 19-yard pass from M. Ryan
11/12	Dallas	Kickoff Punt Kickoff Missed FG Punt	ATL 23 ATL 20 ATL 25 ATL 28 ATL 43	11 9 9 7 8	45 80 75 72 46	Q16:19 Q23:25 Q36:34 Q33:41 Q43:55	3 6 5 4 2	M. Bryant: 50-yard FG T. Coleman: 1-yard run J. Hardy: 3-yard pass from M. Ryan Q4: A. Hooper: 1-yard pass from M. Ryan M. Bryant: 29-yard FG
11/20	at Seattle	Kickoff Interception Kickoff Kickoff Punt	ATL 48 SEA 35 ATL 29 ATL 24 ATL 38	7 3 9 8 9	52 35 45 91 61	Q13:01 Q13:11 Q24:15 Q33:57 Q45:08	4 3 3 5 3	T. Coleman: 1-yard run M. Sanu: 2-yard pass from M. Ryan M. Bryant: 44-yard FG L. Toilolo: 25-yard pass from M. Ryan M. Bryant: 19-yard FG
11/26	Tampa Bay	Kickoff Punt Punt Kickoff Kickoff Downs	ATL 26 ATL 40 ATL 28 ATL 23 ATL 22 ATL 18	13 3 6 8 9 11	43 60 72 59 78 82	Q15:55 Q21:23 Q23:12 Q21:36 Q34:56 Q45:12	3 1 4 3 4 4	M. Bryant: 49-yard FG J. Jones: 51-yard pass from M. Sanu J. Jones: 25-yard pass from M. Ryan M. Bryant: 36-yard FG T. Coleman: 3-yard run T. Coleman: 14-yard run
12/03	Minnesota	Punt Kickoff Kickoff	ATL 22 ATL 17 ATL 25	15 7 8	58 65 46	Q17:24 Q24:14 Q33:03	3 4 3	M. Bryant: 38-yard FG M. Bryant: 36-yard FG M. Bryant: 47-yard FG
12/07	New Orleans	Kickoff Punt Punt Punt	ATL 25 ATL 10 ATL 31 ATL 28	8 15 11 8	65 90 69 38	Q14:17 Q28:27 Q37:06 Q43:57	3 7 7 2	M. Bryant: 28-yard FG D. Freeman: 1-yard run Q4: M. Sanu: 8-yard pass from M. Ryan M. Bryant: 52-yard FG
12/18	at Tampa Bay	Punt Kickoff Fumble Punt	ATL 38 ATL 23 ATL 5 ATL 13	9 9 6 10	62 77 56 87	Q14:59 Q13:56 Q23:18 Q45:23	4 5 3 4	J. Hardy: 6-yard pass from M. Ryan Q2: L. Toilolo: 0-yard run M. Bryant: 57-yard FG D. Freeman: 32-yard run
12/24	at New Orleans	Punt Punt Kickoff	NO 48 NO 48 ATL 25	7 5 8	29 18 75	Q32:23 Q41:06 Q40:58	1 1 3	M. Bryant: 37-yard FG M. Bryant: 48-yard FG T. Coleman: 14-yard pass from M. Ryan
12/31	Carolina	Kickoff Punt Interception Punt Kickoff Interception	ATL 25 ATL 20 CAR 39 ATL 28 ATL 25 CAR 23	10 13 5 8 8 4	75 68 15 60 37 4	Q14:28 Q36:55 Q32:00 Q33:26 Q43:57 Q41:41	4 4 1 1 2 0	D. Freeman: 19-yard pass from M. Ryan M. Bryant: 30-yard FG M. Bryant: 42-yard FG Q4: M. Bryant: 30-yard FG M. Bryant: 56-yard FG M. Bryant: 33-yard FG
01/06	at L.A. Rams	Muffed Punt Punt Fumble Kickoff Punt Kickoff	LAR 17 ATL 10 LAR 32 ATL 17 ATL 19 ATL 17	4 9 8 16 10 8	6 57 32 76 45 83	Q11:27 Q14:12 Q14:41 Q38:15 Q34:52 Q45:01	0 3 3 5 3 4	M. Bryant: 29-yard FG M. Bryant: 51-yard FG Q2: D. Freeman: 3-yard run M. Bryant: 25-yard FG M. Bryant: 54-yard FG J. Jones: 8-yard pass from M. Ryan

SCORING DRIVES

01/13	at Philadelphia	Fumble Muffed Punt	ATL 26 PHI 18	11 4	59 18	Q1 5:32 Q2 1:50	4 3	M. Bryant: 33-yard FG D. Freeman: 6-yard pass from M. Ryan
AVG				0.38	58.7	4:02	3.37	
TOTALS				637	4,464	307:17	256	

OPPONENTS SCORING DRIVES

FALCONS OPPONENTS 2018 SCORING DRIVES										
DATE	OPPONENT	AQUIRED	DRIVE START	PLAYS	YARDS	Q/TIME	FIRST DOWNS	SCORING PLAY		
09/06	at Philadelphia	Punt Punt Punt	PHI 40 PHI 37 PHI 46	14 11 8	52 63 54	Q2 8:03 Q3 5:34 Q4 2:32	4 4 3	J. Elliott: 26-yard FG J. Ajayi: 1-yard run J. Ajayi: 11-yard run		
09/16	Carolina	Kickoff Punt Punt Punt	CAR 25 CAR 30 CAR 20 CAR 4	7 13 11 5	39 70 80 96	Q1 3:24 Q1 6:28 Q3 5:21 Q4 1:36	2 5 7 4	G. Gano: 54-yard FG Q2: J. Wright: 5-yard pass from C. Newton Q4: T. Smith: 3-yard pass from C. Newton D. Moore: 51-yard pass from C. Newton		
09/23	New Orleans	Kickoff Punt Punt Punt Blocked Punt Kickoff Kickoff Kickoff	NO 25 NO 38 NO 27 NO 42 ATL 16 NO 25 NO 19 NO 20	6 8 8 3 4 8 11 15	75 31 70 31 16 75 81 80	Q1 3:15 Q2 2:21 Q2 4:46 Q2 0:34 Q3 2:29 Q4 4:12 Q4 5:43 Q5 7:05	4 1 3 2 2 4 6 7	T. Ginn Jr.: 4-yard pass from D. Brees W. Lutz: 49-yard FG W. Lutz: 21-yard FG W. Lutz: 45-yard FG C. Meredith: 11-yard pass from D. Brees Z. Line: 1-yard pass from D. Brees D. Brees: 7-yard run D. Brees: 1-yard run		
09/30	Cincinnati	Kickoff Downs Kickoff Kickoff Kickoff Kickoff	CIN 33 CIN 49 CIN 25 CIN 25 CIN 48 CIN 25	5 8 5 6 11 16	67 51 75 75 34 75	Q1 3:04 Q1 3:29 Q2 2:52 Q2 2:11 Q4 6:06 Q4 4:08	3 3 3 6 4 6	T. Eifert: 15-yard pass from A. Dalton G. Bernard: 10-yard run J. Ross: 39-yard pass from A. Dalton G. Bernard: 1-yard run R. Bullock: 36-yard FG A. Green: 13-yard pass from A. Dalton		
10/07	at Pittsburgh	Kickoff Punt Punt Blocked Punt, Downs Kickoff	PIT 22 PIT 3 PIT 15 ATL 18 PIT 25	8 11 12 3 5	78 97 85 18 75	Q1 4:16 Q1 4:38 Q3 7:06 Q3 0:58 Q4 2:47	4 4 5 3 3	J. Conner: 1-yard run J. Smith-Schuster: 18-yard pass from B. Roethlisberger A. Brown: 9-yard pass from B. Roethlisberger J. Conner: 2-yard run A. Brown: 47-yard pass from B. Roethlisberger		
10/14	Tampa Bay	Kickoff Punt Punt Punt Kickoff	TB 25 TB 48 TB 40 TB 15 TB 25	8 7 7 7 9	75 52 43 85 75	Q1 3:24 Q2 2:55 Q3 4:08 Q3 3:45 Q4 2:41	4 4 5 5 6	C. Brate: 15-yard pass from J. Winston O. Howard: 10-yard pass from J. Winston C. Catanzaro: 35-yard FG Q4: C. Godwin: 9-yard pass from J. Winston P. Barber: 5-yard pass from J. Winston		
10/22	N.Y. Giants	Kickoff Fumble Kickoff Kickoff	NYG 10 NYG 20 NYG 22 NYG 28	11 7 9 7	77 62 78 72	Q2 4:01 Q3 1:48 Q4 3:00 Q4 1:50	3 2 6 3	A. Rosas: 31-yard FG A. Rosas: 36-yard FG S. Barkley: 2-yard run O. Beckham Jr.: 1-yard pass from E. Manning		
11/04	at Washington	Kickoff Punt	WAS 20 WAS 23	11 9	80 77	Q2 6:00 Q3 3:42	6 4	J. Doctson: 2-yard pass from A. Smith K. Bibbs: 3-yard run		
11/11	at Cleveland	Punt Kickoff Fumble Punt	CLE 12 CLE 20 ATL 41 CLE 8	8 8 6 2	88 80 41 92	Q1 4:55 Q2 4:09 Q3 3:00 Q3 0:16	5 4 3 1	R. Higgins: 28-yard pass from B. Mayfield N. Chubb: 13-yard pass from B. Mayfield D. Johnson Jr.: 11-yard pass from B. Mayfield N. Chubb: 92-yard run		
11/18	Dallas	Punt Kickoff Kickoff Interception Kickoff	DAL 12 DAL 25 DAL 25 ATL 31 DAL 25	15 8 14 2 10	85 43 75 31 51	Q1 7:23 Q3 4:45 Q3 7:53 Q4 0:41 Q4 1:52	5 2 6 1 3	B. Maher: 21-yard FG B. Maher: 50-yard FG Q4: D. Prescott: 4-yard run E. Elliott: 23-yard run B. Maher: 42-yard FG		
11/22	at New Orleans	--	--	--	--	--	--			
12/02	Baltimore	--	--	--	--	--	--			
12/09	at Green Bay	--	--	--	--	--	--			
12/16	Arizona	--	--	--	--	--	--			
12/23	at Carolina	--	--	--	--	--	--			
12/30	at Tampa Bay	--	--	--	--	--	--			
AVG				8.37	65.3	3:51	3.05			
TOTALS				306	3,006	177:06	177			

SCORING

(As of Nov 19, 2018, 9:04 am PST)

2018 : Regular Season

DATE	OPPONENT	FALCONS							OPPONENTS						
		W/L	1ST	2ND	3RD	4TH	OT	TOTAL	1ST	2ND	3RD	4TH	OT	TOTAL	
9/6	at Philadelphia	L	3	3	0	6	0	12	0	3	7	8	0	18	
9/16	Carolina	W	3	14	7	7	0	31	3	7	0	14	0	24	
9/23	New Orleans	L	7	7	7	16	0	37	7	9	7	14	6	43	
9/30	Cincinnati	L	7	17	3	9	0	36	14	14	0	9	0	37	
10/7	at Pittsburgh	L	0	10	0	7	0	17	13	0	14	14	0	41	
10/14	Tampa Bay	W	7	17	0	10	0	34	6	7	3	13	0	29	
10/22	N.Y. Giants	W	0	10	0	13	0	23	0	3	3	14	0	20	
11/4	at Washington	W	7	14	7	10	0	38	0	7	7	0	0	14	
11/11	at Cleveland	L	0	10	0	6	0	16	7	7	14	0	0	28	
11/18	Dallas	L	0	6	3	10	0	19	3	0	3	16	0	22	
11/22	at New Orleans	--	--	--	--	--	--	--	--	--	--	--	--	--	
12/2	Baltimore	--	--	--	--	--	--	--	--	--	--	--	--	--	
12/9	at Green Bay	--	--	--	--	--	--	--	--	--	--	--	--	--	
12/16	Arizona	--	--	--	--	--	--	--	--	--	--	--	--	--	
12/23	at Carolina	--	--	--	--	--	--	--	--	--	--	--	--	--	
12/30	at Tampa Bay	--	--	--	--	--	--	--	--	--	--	--	--	--	
2018 TOTALS:		4-6	34	109	27	94	0	263	53	57	50	102	6	276	

TURNOVER CHART

2018 - DEFENSIVE TAKEAWAYS

DATE	OPPONENT	TAKEAWAY	QTR.	YD-LINE	RESULT
9/6	at Philadelphia	D. Jones INT (N. Foles)	4	PHI-47	TD
9/16	Carolina	R. Allen INT (C. Newton)	4	ATL-19	Punt
9/23	New Orleans	none			
9/30	Cincinnati	D. Kaze INT (A. Dalton)	3	ATL-23	TD
10/7	at Pittsburgh	D. Kaze INT (B. Roethlisberger: touchback)	2	ATL-(-8)	End of Half
10/14	Tampa Bay	D. Kaze INT (J. Winston) B. Poole INT (J. Winston: touchback)	2 3	ATL-5 ATL-(-8)	Punt Punt
10/22	N.Y. Giants	none			
11/4	at Washington	D. Kaze INT (A. Smith)	4	ATL-44	TD
11/11	at Cleveland	D. Kaze INT (D. Hilliard)	2	ATL-22	TD
11/18	Dallas	none			
11/22	at New Orleans	--	--	--	--
12/02	Baltimore	--	--	--	--
12/09	at Green Bay	--	--	--	--
12/16	Arizona	--	--	--	--
12/23	at Carolina	--	--	--	--
12/30	at Tampa Bay	--	--	--	--

2018 - OFFENSIVE GIVEAWAYS

DATE	OPPONENT	GIVEAWAY	QTR.	YD-LINE	RESULT
9/6	at Philadelphia	M. Ryan INT (R. Douglas)	4	PHI-4	INT
9/16	Carolina	M. Ryan INT (D. Jackson)	3	CAR-2	Punt
9/23	New Orleans	none			
9/30	Cincinnati	none			
10/7	at Pittsburgh	M. Ryan fumble (T. Watt FF; L. Fort FR)	4	ATL-0	TD
10/14	Tampa Bay	none			
10/22	N.Y. Giants	J. Jones fumble (J. Jenkins FF; E. Apple FR)	3	NYG-20	FG
11/4	at Washington	M. Ryan INT (Q. Dunbar)	1	WAS-9	Punt
11/11	at Cleveland	M. Sanu fumble (T. Carrie FF; T. Carrie FR) M. Ryan fumble (C. Smith FF; J. Collins Sr. FR)	3 4	ATL-41 CLV-49	TD EOG
11/18	Dallas	M. Ryan INT (L. Vander Esch)	4	DAL-41	TD
11/22	at New Orleans	--	--	--	--
12/02	Baltimore	--	--	--	--
12/09	at Green Bay	--	--	--	--
12/16	Arizona	--	--	--	--
12/23	at Carolina	--	--	--	--
12/30	at Tampa Bay	--	--	--	--

TURNOVER CHART

2018 - SPECIAL TEAMS/MISC TAKEAWAYS

DATE	OPPONENT	TAKEAWAY	QTR.	YD-LINE	RESULT
9/6	at Philadelphia	K. Ishmael FR (T. Sullivan fumble)	3	PHI-32	INT

2018 - TURNOVERS

Offense:	8 Giveaways 24 Points (3 TD, 1 FG)	Ratio +1 (9 takes, 8 gives)
Defense:	8 Takeaways 26 Points (4 TD, 0 FG)	
Special Teams:	0 Giveaways 0 Points (0 TD, 0 FG)	Points Off Turnovers Ratio +2 (26 scored, 24 allowed)
	1 Takeaways 0 Points (0 TD, 0 FG)	

TAKEAWAY/GIVEAWAY CHART

DATE	OPPONENT	ATL +/- RATIO	ATL TAKES	POINTS OFF TAKES	ATL GIVES	POINTS OFF GIVES	POINTS OFF TO RATIO
09/06	at Philadelphia	+1	2 (1 FUM, 1 INT)	6	1 (0 FUM, 1 INT)	0	+6
09/16	Carolina	0	1 (0 FUM, 1 INT)	0	1 (0 FUM, 1 INT)	0	0
09/23	New Orleans	0	0 (0 FUM, 0 INT)	0	0 (0 FUM, 0 INT)	0	0
09/30	Cincinnati	+1	1 (0 FUM, 1 INT)	6	0 (0 FUM, 0 INT)	0	+6
10/07	at Pittsburgh	0	1 (0 FUM, 1 INT)	0	1 (1 FUM, 0 INT)	7	-7
10/14	Tampa Bay	+2	2 (0 FUM, 2 INT)	0	0 (0 FUM, 0 INT)	0	0
10/22	N.Y. Giants	-1	0 (0 FUM, 0 INT)	0	1 (1 FUM, 0 INT)	3	-3
11/04	at Washington	0	1 (0 FUM, 1 INT)	7	1 (0 FUM, 1 INT)	0	+7
11/11	at Cleveland	-1	1 (0 FUM, 1 INT)	7	2 (2 FUM, 0 INT)	7	0
11/18	Dallas	-1	0 (0 FUM, 0 INT)	0	1 (0 FUM, 1 INT)	7	-7
11/22	at New Orleans	--	--	--	--	--	--
12/02	Baltimore	--	--	--	--	--	--
12/09	at Green Bay	--	--	--	--	--	--
12/16	Arizona	--	--	--	--	--	--
12/23	at Carolina	--	--	--	--	--	--
12/30	at Tampa Bay	--	--	--	--	--	--
TOTALS		+1	9 (1 FUM, 8 INT)	26	8 (4 FUM, 4 INT)	24	+2

3RD DOWN AND...

Falcons

(As of Nov 19, 2018, 9:04 am PST)

2018 : Regular Season

DATE	OPPONENT	1	2	3	4	5	6	7	8	9	10	10+	TOTAL
9/6	at Philadelphia	0-1		0-3		1-1	0-1		1-2		1-3	1-4	4-15
9/16	Carolina	1-3		2-2		1-1			1-1	0-1		1-3	6-11
9/23	New Orleans	1-1		0-1	0-1	0-1	1-2	1-1		0-1	1-1	0-2	4-11
9/30	Cincinnati	3-3	1-1	1-1	1-1	1-2	0-2	3-3				1-2	11-15
10/7	at Pittsburgh		1-2			2-3	1-2		1-1	0-1	1-1	0-4	6-14
10/14	Tampa Bay	1-2	0-1	1-1			1-2	1-1	1-1	2-2	1-2	0-1	8-13
10/22	N.Y. Giants	2-2	0-1	1-1		0-1	0-1		2-2	1-1	0-1	1-3	7-13
11/4	at Washington		2-2		1-2		3-3	2-2		1-2	1-1	0-1	10-13
11/11	at Cleveland	2-5		2-2	1-1	0-1	0-1	0-1	0-1		0-1	0-1	5-14
11/18	Dallas	2-2	0-1		0-2	1-1	0-1	0-1	2-2	1-1	0-1		6-12
11/22	at New Orleans	--	--	--	--	--	--	--	--	--	--	--	--
12/2	Baltimore	--	--	--	--	--	--	--	--	--	--	--	--
12/9	at Green Bay	--	--	--	--	--	--	--	--	--	--	--	--
12/16	Arizona	--	--	--	--	--	--	--	--	--	--	--	--
12/23	at Carolina	--	--	--	--	--	--	--	--	--	--	--	--
12/30	at Tampa Bay	--	--	--	--	--	--	--	--	--	--	--	--
2018 TOTALS:		12-10	4-0	7-11	3-7	0-11	0-10	7-9	0-10	0-0	0-11	4-21	67-131
PERCENTAGE:		63.2%	68.0%	63.6%	42.9%	54.5%	40.0%	77.8%	00.0%	55.6%	45.5%	19.0%	51.1%

3RD DOWN CHART

Falcons

(As of Nov 19, 2018, 9:04 am PST)

2018 : Regular Season

	1	2	3	4	5	6	7	8	9	10	10+	TOTAL
1st Quarter	3-6	3-4	2-3		2-4	3-4	3-3			3-4	1-4	20-32
2nd Quarter	5-6		1-2	2-3	2-3	1-3	2-3	4-6	2-3	2-3	0-5	21-37
3rd Quarter			1-1	0-2	0-1	2-6	0-1	2-2	0-2	0-3	1-6	6-24
4th Quarter	4-7	1-4	3-5	1-2	2-3	0-2	2-2	2-2	3-4	0-1	2-6	20-38
Overtime												
2018 TOTALS: 12-10	4-0	7-11	3-7	0-11	0-15	7-9	0-10	5-9	5-11	4-21	07-151	
PERCENTAGE: 63.2%	50.0%	63.0%	42.9%	54.5%	40.0%	77.8%	00.0%	55.0%	45.5%	19.0%	51.0%	

INSIDE THE 20

2010 - INSIDE THE 20			
DATE	OPPONENT	OFFENSE	DEFENSE
09/06	at Philadelphia	Downs FG - 21 yards Interception TD - Run End of Game	FG - 26 yards TD - Run TD - Run
09/16	Carolina	TD - Pass TD - Pass TD - Run TD - Run	TD - Pass TD - Pass
09/23	New Orleans	TD - Pass TD - Pass TD - Pass TD - Pass	TD - Pass FG - 21 yards TD - Pass TD - Pass TD - Run TD - Run
09/30	Cincinnati	TD - Run TD - Pass TD - Pass FG - 28 yards FG - 32 yards	TD - Pass TD - Run TD - Run FG - 36 yards TD - Pass
10/07	at Pittsburgh	FG - 47 yards TD - Run	TD - Run TD - Pass Interception TD - Pass TD - Run
10/14	Tampa Bay	TD - Run TD - Pass TD - Pass	TD - Pass TD - Pass Interception FG - 35 yards TD - Pass TD - Pass
10/22	N.Y. Giants	NONE	FG - 31 yards Downs FG - 36 yards TD - Run TD - Pass
11/04	at Washington	TD - Run TD - Pass FG - 27 yards	TD - Pass TD - Run
11/11	at Cleveland	TD - Pass Downs TD - Pass	TD - Pass TD - Pass
11/18	Dallas	FG - 21 yards	FG - 21 yards TD - Run
11/22	at New Orleans	--	--
12/02	Baltimore	--	--
12/09	at Green Bay	--	--
12/16	Arizona	--	--
12/23	at Carolina	--	--
12/30	at Tampa Bay	--	--

	OFFENSE	DEFENSE
Inside the 20	30	38
Scores	26	35
Touchdowns	20	28
Field Goals	6	7
Total Points in 20	158	212
Fumbles	0	0
Interceptions	1	2
Missed Field Goals	0	0
Lost on Downs	2	1
End of Half/Game	1	0
TDs Outside	10	6

GOAL TO GO SITUATIONS

2018 - GOAL TO GO SITUATIONS			
DATE	OPPONENT	OFFENSE	DEFENSE
09/06	at Philadelphia	Lost on Downs Field Goal - 21 yards TD - Run End of Game	Field Goal - 26 yards TD - Run
09/16	Carolina	TD - Run	TD - Pass TD - Pass
09/23	New Orleans	TD - Pass TD - Pass TD - Pass	Field Goal - 21 yards TD - Pass TD - Pass TD - Run TD - Run
09/30	Cincinnati	Field Goal - 28 yards Field Goal - 32 yards	TD - Run
10/07	at Pittsburgh	TD - Run	TD - Run Interception TD - Run
10/14	Tampa Bay	TD - Pass TD - Pass	Interception TD - Pass
10/22	N.Y. Giants	NONE	Lost on Downs TD - Run TD - Pass
11/04	at Washington	TD - Pass	TD - Pass TD - Run
11/11	at Cleveland	TD - Pass Lost on Downs TD - Pass	NONE
11/18	Dallas	NONE	Field Goal - 21 yards TD - Run
11/22	at New Orleans	--	--
12/02	Baltimore	--	--
12/09	at Green Bay	--	--
12/16	Arizona	--	--
12/23	at Carolina	--	--
12/30	at Tampa Bay	--	--

	OFFENSE	DEFENSE
Goal-To-Go Situations	17	22
Scores	14	19
Touchdowns	11	16
Field Goals	3	3
Total Points	86	118
Fumbles	0	0
Interceptions	0	2
Missed Field Goals	0	0
Lost on Downs	2	1
End of Half/Game	1	0

BIG GAINS

Falcons : Passing (16+)

(As of Nov 19, 2018, 9:04 am PST)

2018 : Regular Season

FALCONS PASSING PLAYS (10 YARDS OR MORE)					
DATE	OPPONENT	YARDS	TD?	FROM	TO
9/23	New Orleans	75	YES	Ryan, Matt	Ridley, Calvin
9/23	New Orleans	58	NO	Ryan, Matt	Jones, Julio
9/30	Cincinnati	49	NO	Ryan, Matt	Jones, Julio
10/22	N.Y. Giants	47	YES	Ryan, Matt	Hall, Marvin
10/7	at Pittsburgh	43	YES	Ryan, Matt	Sanu, Mohamed
11/4	at Washington	40	YES	Ryan, Matt	Ridley, Calvin
11/4	at Washington	39	YES	Ryan, Matt	Coleman, Tevin
9/30	Cincinnati	36	NO	Ryan, Matt	Sanu, Mohamed
9/6	at Philadelphia	36	NO	Ryan, Matt	Jones, Julio
10/22	N.Y. Giants	36	NO	Ryan, Matt	Hooper, Austin
11/4	at Washington	35	YES	Ryan, Matt	Jones, Julio
10/14	Tampa Bay	35	YES	Ryan, Matt	Sanu, Mohamed
11/18	Dallas	34	YES	Ryan, Matt	Jones, Julio
9/6	at Philadelphia	33	NO	Ryan, Matt	Jones, Julio
9/30	Cincinnati	32	NO	Ryan, Matt	Sanu, Mohamed
10/14	Tampa Bay	32	NO	Ryan, Matt	Jones, Julio
10/22	N.Y. Giants	32	NO	Ryan, Matt	Coleman, Tevin
11/11	at Cleveland	31	NO	Ryan, Matt	Ridley, Calvin
9/16	Carolina	30	NO	Ryan, Matt	Hall, Marvin
9/16	Carolina	30	NO	Ryan, Matt	Jones, Julio
9/16	Carolina	30	NO	Ryan, Matt	Hooper, Austin
11/11	at Cleveland	30	NO	Ryan, Matt	Jones, Julio
9/30	Cincinnati	30	YES	Ryan, Matt	Ridley, Calvin
11/18	Dallas	28	NO	Ryan, Matt	Jones, Julio
10/14	Tampa Bay	28	NO	Ryan, Matt	Jones, Julio
9/6	at Philadelphia	26	NO	Ryan, Matt	Coleman, Tevin
11/4	at Washington	26	NO	Ryan, Matt	Jones, Julio
9/30	Cincinnati	24	NO	Ryan, Matt	Jones, Julio
10/7	at Pittsburgh	23	NO	Ryan, Matt	Hooper, Austin
11/11	at Cleveland	23	NO	Ryan, Matt	Jones, Julio
11/4	at Washington	23	NO	Ryan, Matt	Hooper, Austin
10/14	Tampa Bay	22	NO	Ryan, Matt	Ridley, Calvin
9/16	Carolina	22	NO	Ryan, Matt	Ridley, Calvin
9/6	at Philadelphia	22	NO	Ryan, Matt	Jones, Julio
9/16	Carolina	22	NO	Ryan, Matt	Ridley, Calvin
10/7	at Pittsburgh	21	NO	Ryan, Matt	Ridley, Calvin
11/18	Dallas	21	NO	Ryan, Matt	Jones, Julio
11/4	at Washington	21	NO	Ryan, Matt	Jones, Julio
11/11	at Cleveland	20	NO	Ryan, Matt	Jones, Julio
11/4	at Washington	20	NO	Ryan, Matt	Hooper, Austin
10/22	N.Y. Giants	20	NO	Ryan, Matt	Smith, Ito
9/30	Cincinnati	19	NO	Ryan, Matt	Hooper, Austin
10/22	N.Y. Giants	19	NO	Ryan, Matt	Jones, Julio
11/18	Dallas	19	NO	Ryan, Matt	Jones, Julio
10/22	N.Y. Giants	19	NO	Ryan, Matt	Ridley, Calvin
9/23	New Orleans	18	YES	Ryan, Matt	Ridley, Calvin
9/23	New Orleans	18	NO	Ryan, Matt	Smith, Ito
10/14	Tampa Bay	18	NO	Ryan, Matt	Jones, Julio
10/7	at Pittsburgh	18	NO	Ryan, Matt	Jones, Julio
9/6	at Philadelphia	18	NO	Ryan, Matt	Jones, Julio
9/6	at Philadelphia	18	NO	Ryan, Matt	Jones, Julio
10/7	at Pittsburgh	18	NO	Ryan, Matt	Jones, Julio
11/18	Dallas	18	NO	Ryan, Matt	Sanu, Mohamed
11/11	at Cleveland	18	NO	Ryan, Matt	Jones, Julio
11/18	Dallas	18	NO	Ryan, Matt	Coleman, Tevin
11/11	at Cleveland	17	NO	Ryan, Matt	Saubert, Eric
9/30	Cincinnati	17	YES	Ryan, Matt	Paulsen, Logan
10/14	Tampa Bay	17	NO	Ryan, Matt	Hardy, Justin
9/23	New Orleans	17	NO	Ryan, Matt	Jones, Julio
10/14	Tampa Bay	17	NO	Ryan, Matt	Jones, Julio
9/30	Cincinnati	17	NO	Ryan, Matt	Jones, Julio
10/7	at Pittsburgh	16	NO	Ryan, Matt	Hall, Marvin
11/4	at Washington	16	NO	Ryan, Matt	Sanu, Mohamed
10/22	N.Y. Giants	16	NO	Ryan, Matt	Sanu, Mohamed
9/6	at Philadelphia	23	NO	Ryan, Matt	Sanu, Mohamed
10/7	at Pittsburgh	22	NO	Ryan, Matt	Coleman, Tevin

BIG PLAYS OF 20+ YARDS

2010 - BIG PLAYS OF 20+ YARDS									
DATE	OPPONENT	FALCONS PLAYER	RUN	PASS	OPP. PLAYER	RUN	PASS		
09/06	at Philadelphia	Devonta Freeman run Matt Ryan -> Julio Jones Matt Ryan -> Tevin Coleman Matt Ryan -> Julio Jones Matt Ryan -> Julio Jones	20 33 26 22 36		Corey Clement run		21		
09/16	Carolina	Tevin Coleman run Tevin Coleman run Matt Ryan -> Calvin Ridley Matt Ryan -> Marvin Hall Matt Ryan -> Julio Jones Matt Ryan -> Calvin Ridley Matt Ryan -> Austin Hooper	27 36 22 30 30 22 30		C.J. Anderson run Cam Newton -> Torrey Smith Cam Newton -> Devin Funchess Cam Newton -> Jarvis Wright Cam Newton -> D.J. Moore	22		26 27 52 51T	
09/23	New Orleans	Matt Ryan -> Calvin Ridley Matt Ryan -> Julio Jones	75T 58		Drew Brees -> Michael Thomas Drew Brees -> Austin Carr Drew Brees -> Benjamin Watson Drew Brees -> Alvin Kamara Taysom Hill run Ted Ginn Jr. run Drew Brees -> Michael Thomas	35 27 21 35 20		23	
09/30	Cincinnati	Matt Ryan -> Julio Jones Matt Ryan -> Mohamed Sanu Matt Ryan -> Calvin Ridley Matt Ryan -> Mohamed Sanu Matt Ryan -> Julio Jones	24 36 30T 32 49		Andy Dalton -> A.J. Green Andy Dalton -> Mark Walton Andy Dalton -> John Ross			38 24 39T	
10/07	at Pittsburgh	Matt Ryan -> Mohamed Sanu Devonta Freeman run Matt Ryan -> Austin Hooper Matt Ryan -> Calvin Ridley	43T 20 23 21		Ben Roethlisberger -> James Conner James Conner run Ben Roethlisberger -> James Conner Ben Roethlisberger -> Antonio Brown	30		29 28 47T	
10/14	Tampa Bay	Matt Ryan -> Mohamed Sanu Matt Ryan -> Calvin Ridley Matt Ryan -> Julio Jones Matt Ryan -> Julio Jones	35T 22 28 32		Peyton Barber run Jameis Winston -> Adam Humphries Jameis Winston -> O.J. Howard Peyton Barber run Jameis Winston -> DeSean Jackson	28 24		51 21 21	
10/22	N.Y. Giants	Matt Ryan -> Austin Hooper Matt Ryan -> Marvin Hall Matt Ryan -> Ito Smith Matt Ryan -> Tevin Coleman Tevin Coleman run	36 47T 40 32 30T		Eli Manning -> Odell Beckham Jr. Eli Manning -> Sterling Shepard Eli Manning -> Sterling Shepard Eli Manning -> Odell Beckham Jr. Eli Manning -> Sterling Shepard			26 38 53 51 58	
11/04	at Washington	Matt Ryan -> Austin Hooper Matt Ryan -> Tevin Coleman Matt Ryan -> Julio Jones Matt Ryan -> Julio Jones Matt Ryan -> Austin Hooper Matt Ryan -> Calvin Ridley Matt Ryan -> Julio Jones	23 39T 21 26 20 40T 35T		Alex Smith run Alex Smith -> Josh Doctson Alex Smith -> Maurice Harris Alex Smith -> Vernon Davis	22		24 33 20	
11/11	at Cleveland	Matt Ryan -> Julio Jones Matt Ryan -> Julio Jones Matt Ryan -> Julio Jones Matt Ryan -> Calvin Ridley	30 23 20 31		Baker Mayfield -> Rashard Higgins Baker Mayfield -> Antonio Callaway Nick Chubb run Nick Chubb run		20 92T	28T 25	
11/18	Dallas	Matt Ryan -> Julio Jones Matt Ryan -> Julio Jones Matt Ryan -> Julio Jones	28 21 34T		Dak Prescott -> Ezekiel Elliott Ezekiel Elliott run		23T	34	
11/22	at New Orleans	--	--	--	--		--	--	--
12/02	Baltimore	--	--	--	--		--	--	--
12/09	at Green Bay	--	--	--	--		--	--	--
12/16	Arizona	--	--	--	--		--	--	--
12/23	at Carolina	--	--	--	--		--	--	--
12/30	at Tampa Bay	--	--	--	--		--	--	--
TOTALS		48 - 1,410 (50.0), 18 TDs			48 - 1,282 (32.1), 6 TDs				

300 PASS/100 RECEIVING & RUSHING GAMES

2018 BIG YARDAGE GAMES

100-YARD PASS RECEIVERS

DATE	OPPONENT	PLAYER	REC.	YDS.	AVG.	LG	TD
9/6	at Eagles	Julio Jones	10	169	16.9	36	0
9/23	vs. Saints	Calvin Ridley	7	146	20.9	75t	3
9/30	vs. Bengals	Julio Jones	9	173	19.2	49	0
9/30	vs. Bengals	Mohamed Sanu	6	111	18.5	36	0
10/14	vs. Buccaneers	Julio Jones	10	144	14.4	32	0
10/22	vs. Giants	Julio Jones	9	104	11.6	19	0
11/4	at Redskins	Julio Jones	7	121	17.3	35t	1
11/11	at Browns	Julio Jones	7	107	15.3	30	1
11/18	vs. Cowboys	Julio Jones	6	118	19.7	34t	1

100-YARD RUSHERS

DATE	OPPONENT	PLAYER	ATT.	YDS.	AVG.	LG	TD
9/16	vs. Panthers	Tevin Coleman	16	107	6.7	36	0

300-YARD PASSERS

DATE	OPPONENT	PLAYER	REC.	YDS.	COMP.	LG	TD
9/23	vs. Saints	Matt Ryan	35	374	26	75t	5
9/30	vs. Bengals	Matt Ryan	39	419	29	49	3
10/14	vs. Buccaneers	Matt Ryan	41	355	31	35t	3
10/22	vs. Giants	Matt Ryan	39	379	31	47t	1
11/4	at Redskins	Matt Ryan	38	350	26	40t	4
11/11	at Browns	Matt Ryan	52	330	38	31	2

2018 OPPONENTS BIG YARDAGE GAMES

100-YARD PASS RECEIVERS

DATE	OPPONENT	PLAYER	REC.	YDS.	AVG.	LG	TD
9/16	vs. Panthers	Christian McCaffrey	14	102	7.3	18	0
9/23	vs. Saints	Alvin Kamara	15	124	8.3	21	0
9/23	vs. Saints	Michael Thomas	10	129	12.9	35	0
9/30	vs. Bengals	Tyler Boyd	11	100	9.1	13	0
10/7	at Steelers	Antonio Brown	6	101	16.8	47t	2
10/22	vs. Giants	Odell Beckham Jr.	8	143	17.9	51	1
10/22	vs. Giants	Sterling Shepard	5	167	33.4	58	0
11/4	at Redskins	Maurice Harris	10	124	12.4	33	0

100-YARD RUSHERS

DATE	OPPONENT	PLAYER	ATT.	YDS.	AVG.	LG	TD
10/7	at Steelers	James Conner	21	110	5.2	30	2
11/11	at Browns	Nick Chubb	20	176	8.8	92t	1
11/18	vs. Cowboys	Ezekiel Elliott	23	122	5.3	23t	1

300-YARD PASSERS

DATE	OPPONENT	PLAYER	REC.	YDS.	COMP.	LG	TD
9/16	vs. Panthers	Cam Newton	45	335	32	51t	3
9/23	vs. Saints	Drew Brees	49	396	39	35	3
9/30	vs. Bengals	Andy Dalton	41	337	29	39t	3
10/14	vs. Buccaneers	Jameis Winston	41	395	30	51	4
10/22	vs. Giants	Eli Manning	38	399	27	58	1
11/4	at Redskins	Alex Smith	46	306	30	33	1

WEEK-BY-WEEK NFL RANKINGS

2018 REGULAR SEASON									
OFFENSE					DEFENSE				
DATE	OPPONENT	TOTAL	RUSH	PASS	*POINTS SCORED	TOTAL	RUSH	PASS	*POINTS SCORED
9/6	@ Philadelphia	26	27	T-18	29	T-3	15	2	10
9/16	Carolina	15	8	16	20	11	24	10	T-12
9/23	New Orleans	T-11	21	11	9	27	28	26	25
9/30	Cincinnati	7	21	6	6	28	25	25	30
10/7	@ Pittsburgh	13	26	9	T-9	28	25	T-23	31
10/14	Tampa Bay	8	29	5	9	30	24	29	31
10/22	N.Y. Giants	8	31	3	9	30	19	30	30
11/4	@ Washington	5	28	2	8	28	17	29	29
11/11	@ Cleveland	6	30	2	8	30	21	30	29
11/18	Dallas	6	29	2	9	29	21	29	29

*Points per game


UPDATED PLAYER BIOS

Z

MATT RYAN

QUARTERBACK

(11TH YEAR WITH FALCONS)



HOMETOWN: *EXTON, PA*

COLLEGE: *BOSTON COLLEGE*

BIRTHDATE:
05 / 17 / 85

HEIGHT:
6'4"

WEIGHT:
217

NFL EXP:
11 YRS

ACQUIRED:
DIA '08

MATT RYAN - NFL REGULAR SEASON PASSING STATISTICS

DATE	TEAM	GP	GS	ATT.	CMP.	PCT.	YDS	AVG.	TD	INT.	LG	SK	LST	RATE
2018	Falcons	10	10	387	275	71.1	3,306	8.5	22	4	75t	27	180	111.5
2017	Falcons	16	16	529	342	64.7	4,095	7.7	20	12	88t	24	156	91.4
2016	Falcons	16	16	534	373	69.9	4,944	9.3	38	7	76t	37	235	117.1
2015	Falcons	16	16	614	407	66.3	4,591	7.5	21	16	70t	30	206	89.0
2014	Falcons	16	16	628	415	66.1	4,694	7.5	28	14	79	31	205	93.9
2013	Falcons	16	16	651	439	67.4	4,515	6.9	26	17	81t	44	298	89.6
2012	Falcons	16	16	615	422	68.6	4,719	7.7	32	14	80t	28	210	99.1
2011	Falcons	16	16	566	347	61.3	4,177	7.4	29	12	80t	26	173	92.2
2010	Falcons	16	16	571	357	62.5	3,705	6.5	28	9	46	23	158	91.0
2009	Falcons	14	14	451	263	58.3	2,916	6.5	22	14	90t	19	92	80.9
2008	Falcons	16	16	434	265	61.1	3,440	7.9	16	11	70t	17	104	87.7
TOTALS		168	168	5,980	3,905	65.3	45,102	7.5	282	130	90t	306	2,017	94.6

MATT RYAN - NFL POSTSEASON PASSING STATISTICS

DATE	TEAM	GP	GS	ATT.	CMP.	PCT.	YDS	AVG.	TD	INT.	LG	SK	LST	RATE
2017	Falcons	2	2	66	43	65.2	428	6.5	2	0	52	6	35	93.5
2016	Falcons	3	3	98	70	71.4	1,014	10.3	9	0	73t	8	59	135.3
2012	Falcons	2	2	77	54	70.1	646	8.4	6	3	47t	1	0	105.2
2011	Falcons	1	1	41	24	58.5	199	4.9	0	0	21	2	16	71.1
2010	Falcons	1	1	29	20	69.0	186	6.4	1	2	22	5	37	69.0
2008	Falcons	1	1	40	26	65.0	199	5.0	2	2	28	3	9	72.8
TOTALS		10	10	351	237	67.5	2,672	7.6	20	7	73t	25	156	100.8

MATT RYAN - NFL REGULAR SEASON RUSHING STATISTICS

DATE	TEAM	NO.	YDS.	AVG.	LG	TD
2018	Falcons	20	81	4.1	13	2
2017	Falcons	32	143	4.5	16	0
2016	Falcons	35	117	3.3	18	0
2015	Falcons	36	63	1.8	18	0
2014	Falcons	29	145	5.0	15	0
2013	Falcons	17	55	3.2	17	0
2012	Falcons	34	141	4.1	16	1
2011	Falcons	37	84	2.3	12	2
2010	Falcons	46	122	2.7	20	0
2009	Falcons	30	49	1.6	7	1
2008	Falcons	55	104	1.9	17	1
TOTALS		371	1,104	3.0	20	7

UPDATED PLAYER BIOS

MATT RYAN - NFL POSTSEASON RUSHING STATISTICS

DATE	TEAM	NO.	YDS.	AVG.	LG	TD
2017	Falcons	6	5	0.8	4	0
2016	Falcons	6	20	3.3	14t	1
2012	Falcons	3	9	3.0	6	0
2011	Falcons	3	3	1.0	3	0
2010	Falcons	1	0	0.0	0	0
2008	Falcons	4	6	1.5	2	0
TOTALS		23	43	1.9	14t	1

2018 GAME-BY-GAME REGULAR SEASON STATISTICS (FALCONS)

PASSING														RUSHING					
DATE	OPPONENT	P/S	ATT	CMP	YDS	PCT	Y/A	Y/C	TD	INT	LG	SK/YD	RATE	ATT	YDS	LG	TD	W/L	SCORE
09/06	at Eagles	S	43	21	251	48.8	5.8	12.0	0	1	36	4/26	57.4	2	8	6	0	L	12-18
09/16	PANTHERS	S	28	23	272	82.1	9.7	11.8	2	1	30	0/0	116.1	4	18	8t	2	W	31-24
09/23	SAINTS	S	35	26	374	74.3	10.7	14.4	5	0	75t	3/15	148.1	4	12	7	0	L	37-43+
09/30	BENGALS	S	39	29	419	74.4	10.7	14.4	3	0	49	3/16	134.5	2	5	4	0	L	36-37
10/07	at Steelers	S	38	26	285	68.4	7.5	11.0	1	0	43t	6/43	99.1	1	10	10	0	L	17-41
10/14	BUCCANEERS	S	41	31	355	75.6	8.7	11.5	3	0	35t	1/8	125.6	1	13	13	0	W	34-29
10/22	GIANTS	S	39	31	379	79.5	9.7	12.2	1	0	47t	3/23	115.7	2	1	2	0	W	23-20
11/04	at Redskins	S	38	26	350	68.4	9.2	13.5	4	1	40t	2/13	121.6	0	0	0	0	W	38-14
11/11	at Browns	S	52	38	330	73.1	6.3	8.7	2	0	31	2/19	102.2	3	13	8	0	L	16-28
11/18	COWBOYS	S	34	24	291	70.6	8.6	12.1	1	1	34t	3/17	94.1	1	1	1	0	L	19-22
2018 TOTALS		10-10	387	275	3,306	71.1	8.5	12.0	22	4	75t	27/180	111.5	20	81	13	2	4-6	

+ - Overtime

UPDATED PLAYER BIOS

300-YARD PASSING GAMES (51): REGULAR SEASON

DATE	TEAM	NO.	YDS.	AVG.	LG	TD
10/12/08	BEARS	22	301	13.7	47	1
12/07/08	at Saints	24	315	13.1	59	1
10/11/09	at 49ers	22	329	15.0	90t	2
11/11/10	RAVENS	32	316	9.9	33t	3
09/11/11	at Bears	31	319	10.3	32	0
09/25/11	at Buccaneers	26	330	12.7	49	1
11/13/11	SAINTS	29	351	12.1	46	2
11/20/11	TITANS	22	316	14.4	43	1
12/11/11	at Panthers	22	320	14.5	75t	4
12/26/11	at Saints	34	373	11.0	40	1
09/30/12	PANTHERS	25	369	14.8	60t	3
10/07/12	at Redskins	34	345	10.1	29	2
11/04/12	COWBOYS	24	342	14.3	48	0
11/11/12	at Saints	34	411	12.1	52	3
11/18/12	CARDINALS	28	301	10.8	37	0
11/25/12	at Buccaneers	26	353	13.6	80t	1
12/09/12	at Panthers	34	342	10.1	21	2
09/08/13	at Saints	25	304	12.2	50	2
09/15/13	RAMS	33	374	11.3	81t	2
09/29/13	PATRIOTS	34	421	12.4	49	2
10/07/13	JETS	36	319	8.9	46	2
10/27/13	at Cardinals	34	301	8.9	25	1
12/01/13	at Bills	28	311	11.1	29	1
12/23/13	at 49ers	37	348	9.4	59	2
09/07/14	SAINTS	31	448	14.5	54t	3
10/05/14	at Giants	29	316	10.9	74t	1
11/30/14	CARDINALS	30	361	12.0	41	2
12/08/14	at Packers	24	375	15.6	79	4
12/14/14	STEELERS	26	310	11.9	46	2
12/21/14	at Saints	30	322	10.7	36	1
09/20/15	at Giants	30	363	12.1	41	1
11/01/15	BUCCANEERS	37	397	10.7	35	2
11/08/15	at 49ers	30	303	10.1	54	1
12/27/15	PANTHERS	23	306	13.3	70t	1
01/03/16	SAINTS	24	334	13.9	42t	2
09/11/16	BUCCANEERS	27	334	12.4	59	2
09/18/16	at Raiders	26	396	15.2	48	3
10/02/16	PANTHERS	28	503	18.0	75t	4
10/16/16	at Seahawks	27	335	12.4	46t	3
11/03/16	at Buccaneers	25	344	13.8	32t	4
01/01/17	SAINTS	27	331	12.3	35	4
09/10/17	at Bears	21	321	15.3	88t	1
11/05/17	at Panthers	24	313	13.0	40	2
11/26/17	BUCCANEERS	26	317	12.2	44	1
12/31/17	PANTHERS	28	317	11.3	27	1
09/23/18	SAINTS	26	374	14.4	75t	5
09/30/18	BENGALS	29	419	14.4	49	3
10/14/18	BUCCANEERS	31	355	11.5	35t	3
10/22/18	GIANTS	31	379	12.2	47t	1
11/04/18	at Redskins	26	350	13.5	40t	4
11/11/18	at Browns	38	330	8.7	31	2

300-YARD PASSING GAMES (3): POSTSEASON

DATE	TEAM	NO.	YDS.	AVG.	LG	TD
01/20/13	49ERS	30	396	13.2	46t	3
01/14/17	SEAHAWKS	26	338	13.0	53	3
01/22/17	PACKERS	27	392	14.5	73t	4


UPDATED PLAYER BIOS

3

MATT BRYANT

KICKER

(8TH YEAR WITH FALCONS)



HOMETOWN: *ORANGE, TX*

COLLEGE: *BAYLOR*

BIRTHDATE:
05/29/75

HEIGHT:
5'9"

WEIGHT:
203

NFL EXP:
17 YRS

ACQUIRED:
FA '09

MATT BRYANT - NFL REGULAR SEASON STATISTICS

DATE	TEAM	GP	FGM	FGA	PCT.	LG	XP	XPA	PCT.	BLK	PTS
2018	Falcons	7	13	13	100.0	57	17	18	94.4	0	56
2017	Falcons	16	34	39	87.2	57	35	35	100.0	2	137
2016	Falcons	16	34	37	91.9	59	56	57	98.2	1	158
2015	Falcons	10	14	18	77.8	47	26	26	100.0	0	68
2014	Falcons	16	29	32	90.6	54	40	40	100.0	1	127
2013	Falcons	16	24	27	88.9	53	39	39	100.0	0	111
2012	Falcons	16	33	38	86.8	55	44	44	100.0	0	143
2011	Falcons	16	27	29	93.1	51	45	45	100.0	0	126
2010	Falcons	16	28	31	90.3	51	44	44	100.0	1	128
2009	Falcons	5	7	10	70.0	51	10	10	100.0	2	31
2008	Buccaneers	16	32	38	84.2	49	35	36	97.2	0	131
2007	Buccaneers	16	28	33	84.8	49	34	34	100.0	0	118
2006	Buccaneers	16	17	22	77.3	62	22	23	95.7	0	73
2005	Buccaneers	15	21	25	84.0	50	31	31	100.0	0	94
2004	Dolphins	3	3	3	100.0	47	7	7	100.0	0	16
Went from Colts to Dolphins .											
2004	Colts	1	0	1	0.0	0	5	5	100.0	0	5
2003	Giants	11	11	14	78.6	47	17	17	100.0	1	50
2002	Giants	16	26	31	83.9	47	28	30	93.3	1	106
NFL TOTALS		228	381	441	86.4	62	535	541	98.9	9	1,678

MATT BRYANT - NFL POSTSEASON STATISTICS

DATE	TEAM	GP	FGM	FGA	PCT.	LG	XP	XPA	PCT.	BLK	PTS
2017	Falcons	2	5	5	100.0	54	3	3	100.0	0	18
2016	Falcons	3	3	3	100.0	35	13	14	92.9	0	22
2012	Falcons	2	4	4	100.0	49	6	6	100.0	0	18
2011	Falcons	0	0	0	0.0	0	0	0	0.0	0	0
2010	Falcons	1	0	0	0.0	0	3	3	100.0	0	3
2007	Buccaneers	1	0	0	0.0	0	2	2	100.0	0	2
2005	Buccaneers	1	1	1	100.0	43	1	1	100.0	0	4
2002	Giants	1	1	2	50.0	21	5	5	100.0	0	8
NFL TOTALS		11	14	15	93.3	54	33	34	97.1	0	75

UPDATED PLAYER BIOS

REGULAR SEASON FIELD-GOAL ACCURACY

DATE	TEAM	1-19	PCT.	20-29	PCT.	30-39	PCT.	40-49	PCT.	50+	PCT.
2018	Falcons	0-0	0.0	3-3	100.0	1-1	100.0	5-5	100.0	4-4	100.0
2017	Falcons	1-1	100.0	6-6	100.0	10-13	76.9	9-10	90.0	8-9	88.9
2016	Falcons	0-0	0.0	12-12	100.0	7-8	87.5	9-9	100.0	6-8	75.0
2015	Falcons	1-1	100.0	4-4	100.0	3-4	75.0	6-9	66.7	0-0	0.0
2014	Falcons	0-0	0.0	10-10	100.0	4-4	100.0	8-8	100.0	7-10	70.0
2013	Falcons	0-0	0.0	9-9	100.0	7-8	87.5	5-5	100.0	3-5	60.0
2012	Falcons	1-1	100.0	8-9	88.9	10-11	90.9	10-13	76.9	4-4	100.0
2011	Falcons	2-2	100.0	9-9	100.0	9-9	100.0	5-7	71.4	2-2	100.0
2010	Falcons	0-0	0.0	11-11	100.0	8-9	88.9	8-10	80.0	1-1	100.0
2009	Falcons	0-0	0.0	2-2	100.0	4-4	100.0	0-2	0.0	1-2	50.0
2008	Buccaneers	0-0	0.0	12-12	100.0	15-15	100.0	5-8	62.5	0-3	0.0
2007	Buccaneers	0-0	0.0	11-12	91.7	11-11	100.0	6-7	85.7	0-3	0.0
2006	Buccaneers	0-0	0.0	8-8	100.0	3-3	100.0	5-9	55.6	1-2	50.0
2005	Buccaneers	0-0	0.0	2-4	50.0	8-8	100.0	10-11	90.9	1-2	50.0
2004	Dolphins	0-0	0.0	1-1	100.0	0-0	0.0	2-2	100.0	0-0	0.0
Went from Colts to Dolphins .											
2004	Colts	0-0	0.0	0-0	0.0	0-0	0.0	0-1	0.0	0-0	0.0
2003	Giants	0-0	0.0	3-4	75.0	4-5	80.0	4-5	80.0	0-0	0.0
2002	Giants	2-2	100.0	7-7	100.0	14-18	77.8	3-4	75.0	0-0	0.0
NFL TOTALS		7-7	100.0	110-123	95.9	110-131	90.1	100-125	80.0	30-55	69.1

POSTSEASON FIELD-GOAL ACCURACY

DATE	TEAM	1-19	PCT.	20-29	PCT.	30-39	PCT.	40-49	PCT.	50+	PCT.
2017	Falcons	0-0	0.0	2-2	100.0	1-1	100.0	0-0	0.0	2-2	100.0
2016	Falcons	0-0	0.0	1-1	100.0	2-2	100.0	0-0	0.0	0-0	0.0
2012	Falcons	0-0	0.0	0-0	0.0	3-3	100.0	1-1	100.0	0-0	0.0
2011	Falcons	0-0	0.0	0-0	0.0	0-0	0.0	0-0	0.0	0-0	0.0
2010	Falcons	0-0	0.0	0-0	0.0	0-0	0.0	0-0	0.0	0-0	0.0
2007	Buccaneers	0-0	0.0	0-0	0.0	0-0	0.0	0-0	0.0	0-0	0.0
2005	Buccaneers	0-0	0.0	0-0	0.0	0-0	0.0	1-1	100.0	0-0	0.0
2002	Giants	0-0	0.0	1-1	100.0	0-0	0.0	0-1	0.0	0-0	0.0
NFL TOTALS		0-0	0.0	4-4	100.0	6-6	100.0	2-3	66.7	2-2	100.0

2018 GAME-BY-GAME REGULAR SEASON STATISTICS (FALCONS)

		FIELD GOALS				EXTRA POINTS					
DATE	OPPONENT	P	FGM	FGA	PCT	LG	XP	XPA	PCT	BLK	PTS W/L SCORE
09/06	at Eagles	P	2	2	100.0	52	0	1	0.0	0	6 L 12-18
09/16	PANTHERS	P	1	1	100.0	44	4	4	100.0	0	7 W 31-24
09/23	SAINTS	P	0	0	0.0	0	3	3	100.0	0	3 L 37-43+
09/30	BENGALS	P	3	3	100.0	55	3	3	100.0	0	12 L 36-37
10/07	at Steelers	P	1	1	100.0	47	2	2	100.0	0	5 L 17-41
10/14	BUCCANEERS	P	2	2	100.0	57	4	4	100.0	0	10 W 34-29
10/22	GIANTS						INACTIVE				W 23-20
11/04	at Redskins						INACTIVE				W 38-14
11/11	at Browns						INACTIVE				L 16-28
11/18	COWBOYS	P	4	4	100.0	53	1	1	100.0	0	13 L 19-22
2018 TOTALS		7	13	13	100.0	57	17	18	94.4	0	56 4-6

+ - Overtime


UPDATED PLAYER BIOS

4

GIORGIO TAVECCHIO

KICKER

(1ST YEAR WITH FALCONS)



HOMETOWN: *MILAN, ITALY*

COLLEGE: *CALIFORNIA*

BIRTHDATE:
07 / 16 / 90

HEIGHT:
5'10"

WEIGHT:
180

NFL EXP:
2 YRS

ACQUIRED:
FA '18

GIORGIO TAVECCHIO - NFL REGULAR SEASON STATISTICS

DATE	TEAM	GP	FGM	FGA	PCT.	LG	XP	XPA	PCT.	BLK	PTS
2018	Falcons	3	5	5	100.0	56	8	8	100.0	0	23
2017	Raiders	16	16	21	76.2	53	33	34	97.1	1	81
NFL TOTALS		19	21	26	80.8	56	41	42	97.6	1	104

REGULAR SEASON FIELD-GOAL ACCURACY

DATE	TEAM	1-19	PCT.	20-29	PCT.	30-39	PCT.	40-49	PCT.	50+	PCT.
2018	Falcons	0-0	0.0	1-1	100.0	0-0	0.0	2-2	100.0	2-2	100.0
2017	Raiders	0-0	0.0	5-5	100.0	5-7	71.4	3-5	60.0	3-4	75.0
NFL TOTALS		0-0	0.0	6-6	100.0	5-7	71.4	5-7	71.4	5-6	83.3

2018 GAME-BY-GAME REGULAR SEASON STATISTICS (FALCONS)

DATE	OPPONENT		FIELD GOALS				EXTRA POINTS				PTS W/L	SCORE
			FGM	FGA	PCT.	LG	XP	XPA	PCT.	BLK		
10/22	GIANTS	P	3	3	100.0	56	2	2	100.0	0	11	W 23-20
11/04	at Redskins	P	1	1	100.0	27	5	5	100.0	0	8	W 38-14
11/11	at Browns	P	1	1	100.0	40	1	1	100.0	0	4	L 16-28
11/18	COWBOYS		ON INACTIVE LIST									L 19-22
2018 TOTALS		3	5	5	100.0	56	8	8	100.0	0	23	2-2

5

MATT BOSHER

PUNTER

(8TH YEAR WITH FALCONS)



HOMETOWN: *JUPITER, FL*

COLLEGE: *MIAMI (FLA.)*

BIRTHDATE:
10 / 18 / 87

HEIGHT:
6'0"

WEIGHT:
208

NFL EXP:
8 YRS

ACQUIRED:
06 '11

UPDATED PLAYER BIOS

MATT BOSHER - NFL REGULAR SEASON PUNTING STATISTICS

DATE	TEAM	GP	NO.	YDS.	AVG.	OPP. RET.	YDS.	NET. YDS.	AVG.	TB	IN20	LG	BK
2018	Falcons	10	33	1,435	43.5	16	117	1,298	37.1	1	14	57	2
2017	Falcons	16	53	2,379	44.9	22	179	2,160	40.8	2	19	62	0
2016	Falcons	15	44	2,060	46.8	21	209	1,831	41.6	1	21	68	0
2015	Falcons	16	58	2,735	47.2	28	272	2,383	40.4	4	24	69	1
2014	Falcons	16	67	3,063	45.7	26	250	2,733	40.8	4	27	66	0
2013	Falcons	16	68	3,166	46.6	33	251	2,875	41.1	2	26	63	2
2012	Falcons	16	60	2,847	47.5	26	241	2,526	40.7	4	22	63	2
2011	Falcons	16	70	2,990	42.7	31	150	2,760	38.9	4	27	59	1
NFL TOTALS		121	453	20,675	45.6	203	1,669	18,566	40.3	22	180	69	8

MATT BOSHER - NFL POSTSEASON PUNTING STATISTICS

DATE	TEAM	GP	NO.	YDS.	AVG.	OPP. RET.	YDS.	NET. YDS.	AVG.	TB	IN20	LG	BK
2017	Falcons	2	11	461	41.9	6	7	454	41.3	0	4	60	0
2016	Falcons	3	11	492	44.7	5	39	433	39.4	1	7	60	0
2012	Falcons	2	4	174	43.5	3	44	130	32.5	0	1	48	0
2011	Falcons	1	7	322	46.0	5	28	294	42.0	0	1	59	0
NFL TOTALS		8	33	1,449	43.9	19	118	1,311	39.7	1	13	60	0


2018 GAME-BY-GAME REGULAR SEASON STATISTICS (FALCONS)

DATE	OPPONENT		NO.	YDS.	AVG.	OPP. RET.	YDS.	NET. YDS.	AVG.	TB	IN20	LG	BK	W/L	SCORE
09/06	at Eagles	P	6	286	47.7	4	29	257	42.8	0	1	57	0	L	12-18
09/16	PANTHERS	P	4	179	44.8	2	9	150	37.5	1	2	54	0	W	31-24
09/23	SAINTS	P	5	216	43.2	3	16	200	33.3	0	1	48	1	L	37-43+
09/30	BENGALS	P	1	41	41.0	1	13	28	28.0	0	0	41	0	L	36-37
10/07	at Steelers	P	3	117	39.0	0	0	117	29.3	0	2	42	1	L	17-41
10/14	BUCCANEERS	P	4	180	45.0	2	15	165	41.3	0	1	54	0	W	34-29
10/22	GIANTS	P	3	133	44.3	2	29	104	34.7	0	2	49	0	W	23-20
11/04	at Redskins	P	2	103	51.5	1	0	103	51.5	0	1	55	0	W	38-14
11/11	at Browns	P	3	118	39.3	1	6	112	37.3	0	2	44	0	L	16-28
11/18	COWBOYS	P	2	62	31.0	0	0	62	31.0	0	2	35	0	L	19-22
2018 TOTALS		10	33	1,435	43.5	16	117	1,298	37.1	1	14	57	2	4-6	

+ - Overtime

6

KURT BENKERT
QUARTERBACK
(1ST ON FALCONS)



HOMETOWN: CAPE CORAL, FLA.

COLLEGE: VIRGINIA

BIRTHDATE:
07 / 17 / 95

HEIGHT:
6'4"

WEIGHT:
215

NFL EXP:
ROOKIE

ACQUIRED:
CFA '18

UPDATED PLAYER BIOS

KURT BENKERT - NFL REGULAR SEASON PASSING STATISTICS

DATE	TEAM	GP	GS	ATT.	CMP.	PCT.	YDS	AVG.	TD	INT.	LG	SK	LST	RATE
2018	Falcons	0	0	0	0	0.0	0	0.0	0	0	0	0	0	0.0
TOTALS		0	0	0	0	0.0	0	0.0	0	0	0	0	0	0.0

2018 GAME-BY-GAME REGULAR SEASON STATISTICS (FALCONS)

PASSING														RUSHING			
DATE	OPPONENT	P/S	ATT	CMP	YDS	PCT	Y/A	Y/C	TD	INT	LG	SK/YD	RATE	ATT	YDS	LG	TD
09/06	at Eagles																L 12-18
09/16	PANTHERS																W 31-24
09/23	SAINTS																L 37-43+
09/30	BENGALS																L 36-37
10/07	at Steelers																L 17-41
10/14	BUCCANEERS																W 34-29
10/22	GIANTS																W 23-20
11/04	at Redskins																W 38-14
11/11	at Browns																L 16-28
11/18	COWBOYS																L 19-22
2018 TOTALS		0-0	0	0	0	0.0	0.0	0.0	0	0	0	0/0	0.0	0	0	0	0 4-6


+ - Overtime

8

MATT SCHAU

QUARTERBACK

(3RD YEAR WITH FALCONS)



HOMETOWN: *PITTSBURGH, PA*

COLLEGE: *VIRGINIA*

BIRTHDATE:
06 / 25 / 81

HEIGHT:
6'6"

WEIGHT:
245

NFL EXP:
15 YRS

ACQUIRED:
FA '16

MATT SCHAU - NFL REGULAR SEASON PASSING STATISTICS

DATE	TEAM	GP	GS	ATT.	CMP.	PCT.	YDS	AVG.	TD	INT.	LG	SK	LST	RATE
2018	Falcons	2	0	7	5	71.4	20	2.9	0	0	9	0	0	74.1
2017	Falcons	0	0	0	0	0.0	0	0.0	0	0	0	0	0	0.0
2016	Falcons	4	0	3	1	33.3	16	5.3	0	0	16	0	0	52.1
2015	Ravens	2	2	80	52	65.0	540	6.8	3	4	48	3	27	76.0
2014	Raiders	11	0	10	5	50.0	57	5.7	0	2	16	3	24	27.9
2013	Texans	10	8	358	219	61.2	2,310	6.5	10	14	46	21	162	73.0
2012	Texans	16	16	544	350	64.3	4,008	7.4	22	12	60t	27	216	90.7
2011	Texans	10	10	292	178	61.0	2,479	8.5	15	6	80t	16	98	96.8
2010	Texans	16	16	574	365	63.6	4,370	7.6	24	12	60	32	226	92.0
2009	Texans	16	16	583	396	67.9	4,770	8.2	29	15	72t	25	149	98.6
2008	Texans	11	11	380	251	66.1	3,043	8.0	15	10	65	23	149	92.7
2007	Texans	11	11	289	192	66.4	2,241	7.8	9	9	77t	16	126	87.2
2006	Falcons	16	0	27	18	66.7	208	7.7	1	2	47	2	8	71.2
2005	Falcons	16	1	64	33	51.6	495	7.7	4	0	53	6	27	98.1
2004	Falcons	6	1	70	33	47.1	330	4.7	1	4	59	4	14	42.0
TOTALS		147	92	3,281	2,098	63.9	24,887	7.6	133	90	80t	178	1,226	89.1

UPDATED PLAYER BIOS

MATT SCHAUB - NFL POSTSEASON PASSING STATISTICS

DATE	TEAM	GP	GS	ATT.	CMP.	PCT.	YDS	AVG.	TD	INT.	LG	SK	LST	RATE
2017	Falcons	0	0	0	0	0.0	0	0.0	0	0	0	0	0	0.0
2016	Falcons	0	0	0	0	0.0	0	0.0	0	0	0	0	0	0.0
2012	Texans	2	2	89	63	70.8	605	6.8	2	2	28	1	9	87.5
2004	Falcons	0	0	0	0	0.0	0	0.0	0	0	0	0	0	0.0
TOTALS		2	2	89	63	70.8	605	6.8	2	2	28	1	9	87.5

MATT SCHAUB - NFL REGULAR SEASON RUSHING STATISTICS

DATE	TEAM	NO.	YDS.	AVG.	LG	TD
2018	Falcons	1	0	0.0	0	0
2017	Falcons	0	0	0.0	0	0
2016	Falcons	2	-2	-1.0	0	0
2015	Ravens	4	10	2.5	7	0
2014	Raiders	0	0	0.0	0	0
2013	Texans	5	24	4.8	7	0
2012	Texans	21	-9	-0.4	8	0
2011	Texans	15	9	0.6	3	2
2010	Texans	22	28	1.3	8	0
2009	Texans	48	57	1.2	19	0
2008	Texans	31	68	2.2	10	2
2007	Texans	17	52	3.1	12	0
2006	Falcons	7	21	3.0	19	0
2005	Falcons	9	76	8.4	23	0
2004	Falcons	8	26	3.3	11	0
TOTALS		190	360	1.9	23	4

MATT SCHAUB - NFL POSTSEASON RUSHING STATISTICS


DATE	TEAM	NO.	YDS.	AVG.	LG	TD
2017	Falcons	0	0	0.0	0	0
2016	Falcons	0	0	0.0	0	0
2012	Texans	5	2	0.4	2	0
2004	Falcons	0	0	0.0	0	0
TOTALS		5	2	0.4	2	0

2018 GAME-BY-GAME REGULAR SEASON STATISTICS (FALCONS)

DATE	OPPONENT	P/S	PASSING											RUSHING				
			ATT	CMP	YDS	PCT	Y/A	Y/C	TD	INT	LG	SK/YD	RATE	ATT	YDS	LG	TD	W/L
09/06	at Eagles		DID NOT PLAY (NON-INJURY)															
09/16	PANTHERS	P	0	0	0	0.0	0.0	0.0	0	0	0	0/0	0.0	1	0	0	0	W 12-18
09/23	SAINTS		DID NOT PLAY (NON-INJURY)															L 31-24
09/30	BENGALS		DID NOT PLAY (NON-INJURY)															L 37-43+
10/07	at Steelers	P	7	5	20	71.4	2.9	4.0	0	0	9	0/0	74.1	0	0	0	0	L 36-37
10/14	BUCCANEERS		DID NOT PLAY (NON-INJURY)															L 17-41
10/22	GIANTS		DID NOT PLAY (NON-INJURY)															W 34-29
11/04	at Redskins		DID NOT PLAY (NON-INJURY)															W 23-20
11/11	at Browns		DID NOT PLAY (NON-INJURY)															W 38-14
11/18	COWBOYS		DID NOT PLAY (NON-INJURY)															L 16-28
2018 TOTALS		2-0	7	5	20	71.4	2.9	4.0	0	0	9	0/0	74.1	1	0	0	0	0 4-6

+ - Overtime


UPDATED PLAYER BIOS




JULIO JONES

WIDE RECEIVER

(8TH YEAR WITH FALCONS)





HOMETOWN: *FOLEY, AL*

COLLEGE: *ALABAMA*

BIRTHDATE: **02 / 03 / 89**

HEIGHT: **6'3"**

WEIGHT: **220**

NFL EXP: **8 YRS**

ACQUIRED: **01 '11**

JULIO JONES - NFL REGULAR SEASON STATISTICS													
				RECEIVING					RUSHING				
DATE	TEAM	GP	GS	NO.	YDS	AVG	LG	TD	NO.	YDS.	AVG.	LG	TD
2018	Falcons	10	10	73	1,158	15.9	58	3	1	11	11.0	11	0
2017	Falcons	16	16	88	1,444	16.4	53	3	1	15	15.0	15	0
2016	Falcons	14	14	83	1,409	17.0	75t	6	0	0	0.0	0	0
2015	Falcons	16	16	136	1,871	13.8	70t	8	0	0	0.0	0	0
2014	Falcons	15	15	104	1,593	15.3	79	6	1	1	1.0	1	0
2013	Falcons	5	5	41	580	14.1	81t	2	1	7	7.0	7	0
2012	Falcons	16	15	79	1,198	15.2	80t	10	6	30	5.0	18	0
2011	Falcons	13	13	54	959	17.8	80t	8	6	56	9.3	19	0
NFL TOTALS		105	104	658	10,212	15.5	81t	46	16	120	7.5	19	0

JULIO JONES - NFL POSTSEASON STATISTICS													
				RECEIVING					RUSHING				
DATE	TEAM	GP	GS	NO.	YDS	AVG	LG	TD	NO.	YDS.	AVG.	LG	TD
2017	Falcons	2	2	18	195	10.8	27	1	1	13	13.0	13	0
2016	Falcons	3	3	19	334	17.6	73t	3	0	0	0.0	0	0
2012	Falcons	2	2	17	241	14.2	46t	2	1	-1	-1.0	-1	0
2011	Falcons	1	1	7	64	9.1	20	0	1	13	13.0	13	0
NFL TOTALS		8	8	61	834	13.7	73t	6	3	25	8.3	13	0

UPDATED PLAYER BIOS

100-YARD RECEIVING GAMES (46): REGULAR SEASON

DATE	TEAM	NO.	YDS.	AVG.	LG	TD
09/25/11	at Buccaneers	6	115	19.2	49	0
10/02/11	at Seahawks	11	127	11.5	45	0
11/06/11	at Colts	3	131	43.7	80t	2
12/11/11	at Panthers	3	104	34.7	75t	2
12/26/11	at Saints	8	128	16.0	40	1
09/09/12	at Chiefs	6	108	18.0	31	2
10/28/12	at Eagles	5	123	24.6	63t	1
11/04/12	COWBOYS	5	129	25.8	48	0
11/25/12	at Buccaneers	6	147	24.5	80t	1
09/15/13	RAMS	11	182	16.5	81t	1
09/22/13	at Dolphins	9	115	12.8	28	0
09/29/13	PATRIOTS	6	108	18.0	49	0
09/07/14	SAINTS	7	116	16.6	27	0
09/18/14	BUCCANEERS	9	161	17.9	40t	2
10/05/14	at Giants	11	105	9.5	22	0
11/09/14	at Buccaneers	8	119	14.9	39	0
11/30/14	CARDINALS	10	189	18.9	41	1
12/08/14	at Packers	11	259	23.5	79	1
12/21/14	at Saints	7	107	15.3	24	0
09/14/15	EAGLES	9	141	15.7	44	2
09/20/15	at Giants	13	135	10.4	37	0
09/27/15	at Cowboys	12	164	13.7	45t	2
11/01/15	BUCCANEERS	12	162	13.5	35	1
11/08/15	at 49ers	10	137	13.7	54	0
11/22/15	COLTS	9	160	17.8	36	0
12/20/15	at Jaguars	9	118	13.1	23	1
12/27/15	PANTHERS	9	178	19.8	70t	1
01/03/16	SAINTS	9	149	16.6	29	0
09/18/16	at Raiders	5	106	21.2	48	1
10/02/16	PANTHERS	12	300	25.0	75t	1
10/16/16	at Seahawks	7	139	19.9	36t	1
10/23/16	CHARGERS	9	174	19.3	50	0
11/03/16	at Buccaneers	8	111	13.9	21	1
11/13/16	at Eagles	10	135	13.5	29	0
12/04/16	CHIEFS	7	113	16.1	21	0
09/17/17	PACKERS	5	108	21.6	34	0
11/05/17	at Panthers	6	118	19.7	34	0
11/26/17	BUCCANEERS	12	253	21.1	51t	2
12/24/17	at Saints	7	149	21.3	44	0
09/06/18	at Eagles	10	169	16.9	36	0
09/30/18	BENGALS	9	173	19.2	49	0
10/14/18	BUCCANEERS	10	144	14.4	32	0
10/22/18	GIANTS	9	104	11.6	19	0
11/04/18	at Redskins	7	121	17.3	35t	1
11/11/18	at Browns	7	107	15.3	30	1
11/18/18	COWBOYS	6	118	19.7	34t	1

100-YARD RECEIVING GAMES (3): POSTSEASON

DATE	TEAM	NO.	YDS.	AVG.	LG	TD
01/20/13	49ERS	11	182	16.5	46t	2
01/22/17	PACKERS	9	180	20.0	73t	2
01/13/18	at Eagles	9	101	11.2	21	0

UPDATED PLAYER BIOS

2018 GAME-BY-GAME REGULAR SEASON STATISTICS (FALCONS)

DATE	OPPONENT	P/S	RECEIVING				RUSHING				TD	W/L	SCORE
			NO	YDS	LG	TD	ATT	YDS	LG				
09/06	at Eagles	S	10	169	36	0	1	11	11		0	L	12-18
09/16	PANTHERS	S	5	64	30	0	0	0	0		0	W	31-24
09/23	SAINTS	S	5	96	58	0	0	0	0		0	L	37-43+
09/30	BENGALS	S	9	173	49	0	0	0	0		0	L	36-37
10/07	at Steelers	S	5	62	18	0	0	0	0		0	L	17-41
10/14	BUCCANEERS	S	10	144	32	0	0	0	0		0	W	34-29
10/22	GIANTS	S	9	104	19	0	0	0	0		0	W	23-20
11/04	at Redskins	S	7	121	35t	1	0	0	0		0	W	38-14
11/11	at Browns	S	7	107	30	1	0	0	0		0	L	16-28
11/18	COWBOYS	S	6	118	34t	1	0	0	0		0	L	19-22
2018 TOTALS		10-10	73	1,158	58	3	1	11	11		0	4-6	

+ - Overtime

12

MOHAMED SANU

WIDE RECEIVER

(3RD YEAR WITH FALCONS)



HOMETOWN: *SOUTH BRUNSWICK NJ*

COLLEGE: *RUTGERS*

BIRTHDATE:
08 / 02 / 89

HEIGHT:
6'2"

WEIGHT:
240

NFL EXP:
7 YRS

ACQUIRED:
FA '16

MOHAMED SANU - NFL REGULAR SEASON STATISTICS

				RECEIVING					RUSHING				
DATE	TEAM	GP	GS	NO.	YDS	AVG	LG	TD	NO.	YDS.	AVG.	LG	TD
2018	Falcons	10	10	38	472	12.4	43t	3	2	-1	-0.5	3	0
2017	Falcons	15	15	67	703	10.5	25	5	4	10	2.5	4	0
2016	Falcons	15	15	59	653	11.1	59	4	1	5	5.0	5	0
2015	Bengals	16	4	33	394	11.9	52	0	10	71	7.1	25t	2
2014	Bengals	16	13	56	790	14.1	76t	5	7	51	7.3	26	0
2013	Bengals	16	14	47	455	9.7	32	2	4	16	4.0	9	0
2012	Bengals	9	3	16	154	9.6	34	4	5	15	3.0	7	0
NFL TOTALS		97	74	316	3,621	11.5	76t	23	33	167	5.1	26	2

MOHAMED SANU - NFL POSTSEASON STATISTICS

RECEIVING														RUSHING				
DATE	TEAM	GP	GS	NO.	YDS	AVG	LG	TD	NO.	YDS.	AVG.	LG	TD					
2017	Falcons	2	2	7	125	17.9	52	0	0	0	0.0	0	0					
2016	Falcons	3	3	11	121	11.0	22	2	1	7	7.0	7	0					
2015	Bengals	1	0	3	17	5.7	8	0	0	0	0.0	0	0					
2014	Bengals	1	1	3	31	10.3	11	0	0	0	0.0	0	0					
2013	Bengals	1	1	1	13	13.0	13	0	0	0	0.0	0	0					
NFL TOTALS		8	7	25	307	12.3	52	2	1	7	7.0	7	0					

UPDATED PLAYER BIOS

MOHAMED SANU - NFL REGULAR SEASON RETURN STATISTICS

DATE	TEAM	RET.	KICKOFF RETURNS				PUNT RETURNS					
			YDS.	AVG.	LG	TD	NO.	FC	YDS	AVG	LG	TD
2018	Falcons	0	0	0.0	0	0	0	0	0	0.0	0	0
2017	Falcons	0	0	0.0	0	0	0	0	0	0.0	0	0
2016	Falcons	0	0	0.0	0	0	0	0	0	0.0	0	0
2015	Bengals	1	2	2.0	2	0	0	0	0	0.0	0	0
2014	Bengals	0	0	0.0	0	0	0	0	0	0.0	0	0
2013	Bengals	0	0	0.0	0	0	0	0	0	0.0	0	0
2012	Bengals	0	0	0.0	0	0	0	0	0	0.0	0	0
NFL TOTALS			1	2	2.0	2	0	0	0	0.0	0	0

MOHAMED SANU - NFL POSTSEASON RETURN STATISTICS

DATE	TEAM	RET.	KICKOFF RETURNS				PUNT RETURNS					
			YDS.	AVG.	LG	TD	NO.	FC	YDS	AVG	LG	TD
2017	Falcons	0	0	0.0	0	0	0	0	0	0.0	0	0
2016	Falcons	1	9	9.0	9	0	0	0	0	0.0	0	0
2015	Bengals	0	0	0.0	0	0	0	0	0	0.0	0	0
2014	Bengals	0	0	0.0	0	0	0	0	0	0.0	0	0
2013	Bengals	0	0	0.0	0	0	0	0	0	0.0	0	0
NFL TOTALS			1	9	9.0	9	0	0	0	0.0	0	0

100-YARD RECEIVING GAMES (3): REGULAR SEASON

DATE	TEAM	NO.	YDS.	AVG.	LG	TD
10/12/14	PANTHERS	10	120	12.0	34t	1
10/26/14	RAVENS	5	125	25.0	53	0
09/30/18	BENGALS	6	111	18.5	36	0

2018 GAME-BY-GAME REGULAR SEASON STATISTICS (FALCONS)

DATE	OPPONENT	P/S	RECEIVING				RUSHING					
			NO	YDS	LG	TD	ATT	YDS	LG	TD	W/L	SCORE
09/06	at Eagles	S	4	18	10	0	0	0	0	0	L	12-18
09/16	PANTHERS	S	2	19	12	0	1	-4	-4	0	W	31-24
09/23	SAINTS	S	4	36	13	1	0	0	0	0	L	37-43+
09/30	BENGALS	S	6	111	36	0	0	0	0	0	L	36-37
10/07	at Steelers	S	4	73	43t	1	0	0	0	0	L	17-41
10/14	BUCCANEERS	S	2	46	35t	1	0	0	0	0	W	34-29
10/22	GIANTS	S	2	21	16	0	0	0	0	0	W	23-20
11/04	at Redskins	S	4	45	16	0	0	0	0	0	W	38-14
11/11	at Browns	S	6	47	11	0	0	0	0	0	L	16-28
11/18	COWBOYS	S	4	56	18	0	1	3	3	0	L	19-22
2018 TOTALS			10-10	368	472	43t	3	2	-1	3	0	4-6


+ - Overtime

74

JUSTIN HARDY

WIDE RECEIVER

(4TH YEAR WITH FALCONS)



HOMETOWN: VANCEBORO, NC

COLLEGE: EAST CAROLINA

BIRTHDATE:

12 / 18 / 91

HEIGHT:

5'10"

WEIGHT:

192

NFL EXP:

4 YRS

ACQUIRED:

04 '15

UPDATED PLAYER BIOS

JUSTIN HARDY - NFL REGULAR SEASON STATISTICS

		RECEIVING						RUSHING					
DATE	TEAM	GP	GS	NO.	YDS	AVG	LG	TD	NO.	YDS.	AVG.	LG	TD
2018	Falcons	10	0	7	68	9.7	17	0	0	0	0.0	0	0
2017	Falcons	16	1	20	221	11.1	27	3	0	0	0.0	0	0
2016	Falcons	16	3	21	203	9.7	27	4	0	0	0.0	0	0
2015	Falcons	9	1	21	194	9.2	23	0	0	0	0.0	0	0
NFL TOTALS		51	5	69	686	9.9	27	7	0	0	0.0	0	0

JUSTIN HARDY - NFL POSTSEASON STATISTICS

		RECEIVING						RUSHING					
DATE	TEAM	GP	GS	NO.	YDS	AVG	LG	TD	NO.	YDS.	AVG.	LG	TD
2017	Falcons	2	0	1	3	3.0	3	0	0	0	0.0	0	0
2016	Falcons	3	0	2	18	9.0	11	0	1	0	0.0	0	0
NFL TOTALS		5	0	3	21	7.0	11	0	1	0	0.0	0	0

JUSTIN HARDY - NFL REGULAR SEASON RETURN STATISTICS

		KICKOFF RETURNS						PUNT RETURNS					
DATE	TEAM	RET.	YDS.	AVG.	LG	TD	NO.	FC	YDS	AVG	LG	TD	TD
2018	Falcons	1	0	0.0	0	0	14	11	68	4.9	14	0	0
2017	Falcons	0	0	0.0	0	0	0	0	0	0.0	0	0	0
2016	Falcons	3	52	17.3	32	0	0	0	0	0.0	0	0	0
2015	Falcons	0	0	0.0	0	0	0	0	0	0.0	0	0	0
NFL TOTALS		4	52	13.0	32	0	14	11	68	4.9	14	0	0

JUSTIN HARDY - NFL POSTSEASON RETURN STATISTICS

		KICKOFF RETURNS						PUNT RETURNS					
DATE	TEAM	RET.	YDS.	AVG.	LG	TD	NO.	FC	YDS	AVG	LG	TD	TD
2017	Falcons	0	0	0.0	0	0	0	0	0	0.0	0	0	0
2016	Falcons	2	17	8.5	10	0	0	0	0	0.0	0	0	0
NFL TOTALS		2	17	8.5	10	0	0	0	0	0.0	0	0	0

2018 GAME-BY-GAME REGULAR SEASON STATISTICS (FALCONS)

		RECEIVING						RUSHING					
DATE	OPPONENT	P/S	NO	YDS	LG	TD	ATT	YDS	LG	TD	W/L	SCORE	
09/06	at Eagles	P	0	0	0	0	0	0	0	0	L	12-18	
09/16	PANTHERS	P	0	0	0	0	0	0	0	0	W	31-24	
09/23	SAINTS	P	0	0	0	0	0	0	0	0	L	37-43+	
09/30	BENGALS	P	1	4	4	0	0	0	0	0	L	36-37	
10/07	at Steelers	P	0	0	0	0	0	0	0	0	L	17-41	
10/14	BUCCANEERS	P	3	33	17	0	0	0	0	0	W	34-29	
10/22	GIANTS	P	2	24	15	0	0	0	0	0	W	23-20	
11/04	at Redskins	P	0	0	0	0	0	0	0	0	W	38-14	
11/11	at Browns	P	1	7	7	0	0	0	0	0	L	16-28	
11/18	COWBOYS	P	0	0	0	0	0	0	0	0	L	19-22	
2018 TOTALS		10-0	7	68	17	0	0	0	0	0	0	4-6	

+ - Overtime

UPDATED PLAYER BIOS

15

DEVIN GRAY

WIDE RECEIVER

(1ST ON FALCONS)



HOMETOWN: RENO, NEV.

COLLEGE: CINCINNATI

BIRTHDATE:
06 / 15 / 95

HEIGHT:
6'0"

WEIGHT:
192

NFL EXP:
ROOKIE

ACQUIRED:
CFA '18

DEVIN GRAY - NFL REGULAR SEASON STATISTICS

RECEIVING									RUSHING				
DATE	TEAM	GP	GS	NO.	YDS	AVG	LG	TD	NO.	YDS.	AVG.	LG	TD
2018	Falcons	0	0	0	0	0.0	0	0	0	0	0.0	0	0
NFL TOTALS		0	0	0	0	0.0	0	0	0	0	0.0	0	0

DEVIN GRAY - NFL REGULAR SEASON RETURN STATISTICS

KICKOFF RETURNS							PUNT RETURNS					
DATE	TEAM	RET.	YDS.	AVG.	LG	TD	NO.	FC	YDS	AVG	LG	TD
2018	Falcons	0	0	0.0	0	0	0	0	0	0.0	0	0
NFL TOTALS		0	0	0.0	0	0	0	0	0	0.0	0	0

2018 GAME-BY-GAME REGULAR SEASON STATISTICS (FALCONS)

RECEIVING							RUSHING					
DATE	OPPONENT	P/S	NO	YDS	LG	TD	ATT	YDS	LG	TD	W/L	SCORE
09/06	at Eagles										L	12-18
09/16	PANTHERS										W	31-24
09/23	SAINTS										L	37-43+
09/30	BENGALS										L	36-37
10/07	at Steelers										L	17-41
10/14	BUCCANEERS										W	34-29
10/22	GIANTS										W	23-20
11/04	at Redskins										W	38-14
11/11	at Browns										L	16-28
11/18	COWBOYS										L	19-22
2018 TOTALS		0-0	0	0	0	0	0	0	0	0	0	4-6


+ - Overtime

17

MARVIN HALL

WIDE RECEIVER

(1ST ON FALCONS)



HOMETOWN: LOS ANGELES, CA

COLLEGE: WASHINGTON

BIRTHDATE:
04 / 10 / 93

HEIGHT:
5'10"

WEIGHT:
190

NFL EXP:
2 YRS

ACQUIRED:
FA '17

UPDATED PLAYER BIOS

MARVIN HALL - NFL REGULAR SEASON STATISTICS

RECEIVING									RUSHING				
DATE	TEAM	GP	GS	NO.	YDS	AVG	LG	TD	NO.	YDS.	AVG.	LG	TD
2018	Falcons	10	0	9	139	15.4	47t	1	1	3	3.0	3	0
2017	Falcons	8	0	2	60	30.0	40t	1	0	0	0.0	0	0
NFL TOTALS		18	0	11	199	18.1	47t	2	1	3	3.0	3	0

MARVIN HALL - NFL POSTSEASON STATISTICS

RECEIVING									RUSHING				
DATE	TEAM	GP	GS	NO.	YDS	AVG	LG	TD	NO.	YDS.	AVG.	LG	TD
2017	Falcons	0	0	0	0	0.0	0	0	0	0	0.0	0	0
NFL TOTALS		0	0	0	0	0.0	0	0	0	0	0.0	0	0

MARVIN HALL - NFL REGULAR SEASON RETURN STATISTICS

KICKOFF RETURNS							PUNT RETURNS					
DATE	TEAM	RET.	YDS.	AVG.	LG	TD	NO.	FC	YDS	AVG	LG	TD
2018	Falcons	13	312	24.0	53	0	0	0	0	0.0	0	0
2017	Falcons	0	0	0.0	0	0	0	0	0	0.0	0	0
NFL TOTALS		13	312	24.0	53	0	0	0	0	0.0	0	0

MARVIN HALL - NFL POSTSEASON RETURN STATISTICS

KICKOFF RETURNS							PUNT RETURNS					
DATE	TEAM	RET.	YDS.	AVG.	LG	TD	NO.	FC	YDS	AVG	LG	TD
2017	Falcons	0	0	0.0	0	0	0	0	0	0.0	0	0
NFL TOTALS		0	0	0.0	0	0	0	0	0	0.0	0	0

2018 GAME-BY-GAME REGULAR SEASON STATISTICS (FALCONS)

RECEIVING							RUSHING					
DATE	OPPONENT	P/S	NO	YDS	LG	TD	ATT	YDS	LG	TD	W/L	SCORE
09/06	at Eagles	P	0	0	0	0	0	0	0	0	L	12-18
09/16	PANTHERS	P	1	30	30	0	0	0	0	0	W	31-24
09/23	SAINTS	P	1	7	7	0	0	0	0	0	L	37-43+
09/30	BENGALS	P	1	2	2	0	0	0	0	0	L	36-37
10/07	at Steelers	P	2	25	16	0	0	0	0	0	L	17-41
10/14	BUCCANEERS	P	0	0	0	0	0	0	0	0	W	34-29
10/22	GIANTS	P	3	63	47t	1	0	0	0	0	W	23-20
11/04	at Redskins	P	0	0	0	0	0	0	0	0	W	38-14
11/11	at Browns	P	1	12	12	0	0	0	0	0	L	16-28
11/18	COWBOYS	P	0	0	0	0	1	3	3	0	L	19-22
2018 TOTALS		10-0	9	139	47t	1	1	3	3	0	4-6	


+ - Overtime

78

CALVIN RIDLEY

WIDE RECEIVER

(1ST ON FALCONS)



HOMETOWN: FORT LAUDERDALE, FLA.

COLLEGE: ALABAMA

BIRTHDATE: 12/20/94

HEIGHT: 6'1"

WEIGHT: 190

NFL EXP: ROOKIE

ACQUIRED: 01'18

UPDATED PLAYER BIOS

CALVIN RIDLEY - NFL REGULAR SEASON STATISTICS

RECEIVING									RUSHING				
DATE	TEAM	GP	GS	NO.	YDS	AVG	LG	TD	NO.	YDS.	AVG.	LG	TD
2018	Falcons	10	1	39	532	13.6	75t	7	6	27	4.5	9	0
NFL TOTALS		10	1	39	532	13.6	75t	7	6	27	4.5	9	0

CALVIN RIDLEY - NFL REGULAR SEASON RETURN STATISTICS

KICKOFF RETURNS							PUNT RETURNS					
DATE	TEAM	RET.	YDS.	AVG.	LG	TD	NO.	FC	YDS	AVG	LG	TD
2018 Falcons		2	50	25.0	32	0	0	0	0	0.0	0	0
NFL TOTALS		2	50	25.0	32	0	0	0	0	0.0	0	0

100-YARD RECEIVING GAMES (1): REGULAR SEASON

DATE	TEAM	NO.	YDS.	AVG.	LG	TD
09/23/18	SAINTS	7	146	20.9	75t	3

2018 GAME-BY-GAME REGULAR SEASON STATISTICS (FALCONS)

RECEIVING						RUSHING						
DATE	OPPONENT	P/S	NO	YDS	LG	TD	ATT	YDS	LG	TD	W/L	SCORE
09/06	at Eagles	P	0	0	0	0	0	0	0	0	L	12-18
09/16	PANTHERS	P	4	64	22	1	1	3	3	0	W	31-24
09/23	SAINTS	P	7	146	75t	3	1	9	9	0	L	37-43+
09/30	BENGALS	P	4	54	30t	2	1	1	1	0	L	36-37
10/07	at Steelers	P	4	38	21	0	0	0	0	0	L	17-41
10/14	BUCCANEERS	P	3	47	22	0	0	0	0	0	W	34-29
10/22	GIANTS	P	5	43	19	0	0	0	0	0	W	23-20
11/04	at Redskins	P	6	71	40t	1	1	6	6	0	W	38-14
11/11	at Browns	S	3	37	31	0	1	3	3	0	L	16-28
11/18	COWBOYS	P	3	32	14	0	1	5	5	0	L	19-22
2018 TOTALS	10-1		39	532	75t	7	6	27	9	0	4-6	

+ - Overtime

20

ISAIAH OLIVER

CORNERBACK

(1ST ON FALCONS)



HOMETOWN: *GOODYEAR, ARIZ.*

COLLEGE: *COLORADO*

BIRTHDATE:
09 / 30 / 96

HEIGHT:
6'1"

WEIGHT:
195

NFL EXP:
ROOKIE

ACQUIRED:
02 '18

ISAIAH OLIVER - NFL REGULAR SEASON STATISTICS

TACKLES													INTERCEPTIONS				FUMBLES				ST			MISC		
DATE	TEAM	GP	GS	TK	S	A	TFL	YDS	SK	YDS	QBH	NO	YDS	LG	TD	PD	FF	FR	YDS	TK	S	A	FF	FR	S	A
2018	Falcons	8	2	11	10	1	0	0	0.0	0.0	0	0	0	0	0	5	0	0	0	3	3	0	0	0	0	0
NFL TOTALS		8	2	11	10	1	0	0	0.0	0.0	0	0	0	0	0	5	0	0	0	3	3	0	0	0	0	0

UPDATED PLAYER BIOS

2018 GAME-BY-GAME REGULAR SEASON STATISTICS (FALCONS)

		TACKLES								INTERCEPTIONS				FUMBLES			ST				MISC					
DATE	OPPONENT	TK	S	A	SK	YDS	TFL	YDS	QBH	NO	YDS	LG	TD	PD	FF	FR	YDS	TK	S	A	FF	FR	S	A	W/L	SCORE
09/06 at Eagles		INACTIVE																					L	12-18		
09/16 PANTHERS		INACTIVE																					W	31-24		
09/23 SAINTS	P	2	2	0	0.0	0.0	0	0	0	0	0	0	0	0	0	0	0	2	2	0	0	0	0	0	L	37-43+
09/30 BENGALS	S	4	4	0	0.0	0.0	0	0	0	0	0	0	0	1	0	0	0	0	0	0	0	0	0	0	L	36-37
10/07 at Steelers	P	1	1	0	0.0	0.0	0	0	0	0	0	0	0	1	0	0	0	0	0	0	0	0	0	0	L	17-41
10/14 BUCCANEERS	P	0	0	0	0.0	0.0	0	0	0	0	0	0	0	0	0	0	0	0	0	0	0	0	0	0	W	34-29
10/22 GIANTS	P	0	0	0	0.0	0.0	0	0	0	0	0	0	0	0	0	0	0	1	1	0	0	0	0	0	W	23-20
11/04 at Redskins	S	4	3	1	0.0	0.0	0	0	0	0	0	0	0	2	0	0	0	0	0	0	0	0	0	0	W	38-14
11/11 at Browns	P	0	0	0	0.0	0.0	0	0	0	0	0	0	0	0	0	0	0	0	0	0	0	0	0	0	L	16-28
11/18 COWBOYS	P	0	0	0	0.0	0.0	0	0	0	0	0	0	0	1	0	0	0	0	0	0	0	0	0	0	L	19-22
2018 TOTALS	0-2	11	10	1	0.0	0.0	0	0	0	0	0	0	0	5	0	0	0	3	3	0	0	0	0	0	0	4-6

+ = Overtime

21

DESMOND TRUFANT

CORNERBACK

(6TH YEAR WITH FALCONS)



HOMETOWN: *TACOMA, WA*

COLLEGE: *WASHINGTON*

BIRTHDATE:
09/10/90

HEIGHT:
6'0"

WEIGHT:
190

NFL EXP:
6 YRS

ACQUIRED:
01 '13

DESMOND TRUFANT - NFL REGULAR SEASON STATISTICS

		TACKLES											INTERCEPTIONS				FUMBLES				ST				MISC			
DATE	TEAM	GP	GS	TK	S	A	TFL	YDS	SK	YDS	QBH	NO	YDS	LG	TD	PD	FF	FR	YDS	TK	S	A	FF	FR	S	A		
2018	Falcons	10	10	43	37	6	0	0	0.0	0.0	0	0	0	0	0	7	0	0	0	0	0	0	0	0	0	0		
2017	Falcons	15	15	39	34	5	3	10	1.0	7.0	1	2	43	43	0	12	0	3	15	2	2	0	0	0	0	0		
2016	Falcons	9	9	30	25	5	1	8	2.0	17.0	2	1	9	9	0	4	2	0	0	1	0	1	0	0	0	0		
2015	Falcons	16	16	42	35	7	1	9	1.0	9.0	2	1	0	0	0	11	0	2	21	0	0	0	0	0	0	0		
2014	Falcons	16	16	61	53	8	1	1	0.0	0.0	0	3	19	19	0	16	0	1	15	0	0	0	0	0	0	0		
2013	Falcons	16	16	70	55	15	1	2	0.0	0.0	0	2	0	0	0	17	1	1	18	0	0	0	0	0	0	0		
NFL TOTALS		82	82	285	239	46	7	30	4.0	33.0	5	9	71	43	0	67	3	7	69	3	2	1	0	0	0	0		

DESMOND TRUFANT - NFL POSTSEASON STATISTICS

		TACKLES										INTERCEPTIONS				FUMBLES				ST				MISC			
DATE	TEAM	GP	GS	TK	S	A	TFL	YDS	SK	YDS	QBH	NO	YDS	LG	TD	PD	FF	FR	YDS	TK	S	A	FF	FR	S	A	
2017	Falcons	2	2	9	8	1	0	0	0.0	0.0	0	0	0	0	0	2	0	0	0	0	0	0	0	0	0	0	
NFL TOTALS		2	2	9	8	1	0	0	0.0	0.0	0	0	0	0	0	2	0	0	0	0	0	0	0	0	0	0	

UPDATED PLAYER BIOS

2018 GAME-BY-GAME REGULAR SEASON STATISTICS (FALCONS)

TACKLES										INTERCEPTIONS					FUMBLES			ST				MISC				
DATE	OPPONENT	TK	S	A	SK	YDS	TFL	YDS	QBH	NO	YDS	LG	TD	PD	FF	FR	YDS	TK	S	A	FF	FR	S	A	W/L	SCORE
09/06	at Eagles	S	6	6	0	0.0	0.0	0	0	0	0	0	0	0	0	0	0	0	0	0	0	0	0	0	L	12-18
09/16	PANTHERS	S	3	3	0	0.0	0.0	0	0	0	0	0	0	1	0	0	0	0	0	0	0	0	0	0	W	31-24
09/23	SAINTS	S	4	3	1	0.0	0.0	0	0	0	0	0	0	0	0	0	0	0	0	0	0	0	0	0	L	37-43+
09/30	BENGALS	S	7	6	1	0.0	0.0	0	0	0	0	0	0	2	0	0	0	0	0	0	0	0	0	0	L	36-37
10/07	at Steelers	S	3	3	0	0.0	0.0	0	0	0	0	0	0	2	0	0	0	0	0	0	0	0	0	0	L	17-41
10/14	BUCCANEERS	S	3	3	0	0.0	0.0	0	0	0	0	0	0	0	0	0	0	0	0	0	0	0	0	0	W	34-29
10/22	GIANTS	S	8	7	1	0.0	0.0	0	0	0	0	0	0	0	0	0	0	0	0	0	0	0	0	0	W	23-20
11/04	at Redskins	S	2	2	0	0.0	0.0	0	0	0	0	0	0	1	0	0	0	0	0	0	0	0	0	0	W	38-14
11/11	at Browns	S	2	1	1	0.0	0.0	0	0	0	0	0	0	0	0	0	0	0	0	0	0	0	0	0	L	16-28
11/18	COWBOYS	S	5	3	2	0.0	0.0	0	0	0	0	0	0	1	0	0	0	0	0	0	0	0	0	0	L	19-22
2018 TOTALS		10-10	43	37	6	0.0	0.0	0	0	0	0	0	0	7	0	0	0	0	0	0	0	0	0	0	4-6	

+ Overtime

22

KEANU NEAL

SAFETY

(3RD YEAR WITH FALCONS)



HOMETOWN: *BUSHNELL, FL*

COLLEGE: *FLORIDA*

BIRTHDATE:
07 / 26 / 95

HEIGHT:
6'1"

WEIGHT:
216

NFL EXP:
3 YRS

ACQUIRED:
01 '16

KEANU NEAL - NFL REGULAR SEASON STATISTICS

TACKLES														INTERCEPTIONS						FUMBLES						ST				MISC			
DATE	TEAM	GP	GS	TK	S	A	TFL	YDS	SK	YDS	QBH	NO	YDS	LG	TD	PD	FF	FR	YDS	TK	S	A	FF	FR	S	A							
2018	Falcons	1	1	2	1	1	0	0	0.0	0.0	0	0	0	0	0	0	0	0	0	0	0	0	0	0	0	0							
2017	Falcons	16	16	113	81	32	4	7	0.0	0.0	0	1	19	19	0	6	3	2	0	3	2	1	0	0	0	0							
2016	Falcons	14	14	105	72	33	2	2	0.0	0.0	0	0	0	0	0	9	5	1	0	1	0	1	0	0	0	0							
NFL TOTALS		31	31	220	154	66	6	9	0.0	0.0	0	1	19	19	0	15	8	3	0	4	2	2	0	0	0	0							

KEANU NEAL - NFL POSTSEASON STATISTICS

		TACKLES										INTERCEPTIONS					FUMBLES					ST				MISC			
DATE	TEAM	GP	GS	TK	S	A	TFL	YDS	SK	YDS	QBH	NO	YDS	LG	TD	PD	FF	FR	YDS	TK	S	A	FF	FR	S	A			
2017	Falcons	2	2	13	11	2	1	1	0.0	0.0	0	0	0	0	0	1	0	1	0	1	0	1	0	0	0	0			
2016	Falcons	3	3	28	22	6	0	0	0.0	0.0	1	0	0	0	0	0	0	0	0	0	2	2	0	0	0	0			
NFL TOTALS		5	5	41	33	8	1	1	0.0	0.0	1	0	0	0	0	1	0	1	0	3	2	1	0	0	0	0			

UPDATED PLAYER BIOS

2018 GAME-BY-GAME REGULAR SEASON STATISTICS (FALCONS)

TACKLES										INTERCEPTIONS					FUMBLES			ST				MISC						
DATE	OPPONENT		TK	S	A	SK	YDS	TFL	YDS	QBH	NO	YDS	LG	TD	PD	FF	FR	YDS	TK	S	A	FF	FR	S	A	W/L	SCORE	
09/06	at Eagles	S	2	1	1	0.0	0.0	0	0	0					0	0	0	0	0	0	0	0	0	0	0	0	L	12-18
09/16	PANTHERS										INJURED RESERVE																W	31-24
09/23	SAINTS										INJURED RESERVE																L	37-43+
09/30	BENGALS										INJURED RESERVE																L	36-37
10/07	at Steelers										INJURED RESERVE																L	17-41
10/14	BUCCANEERS										INJURED RESERVE																W	34-29
10/22	GIANTS										INJURED RESERVE																W	23-20
11/04	at Redskins										INJURED RESERVE																W	38-14
11/11	at Browns										INJURED RESERVE																L	16-28
11/18	COWBOYS										INJURED RESERVE																L	19-22
2018 TOTALS			1-1	2	1	1	0.0	0.0	0	0	0	0	0	0	0	0	0	0	0	0	0	0	0	0	0	0	4-6	

+ = Overtime

23

ROBERT ALFORD
CORNERBACK
(6TH YEAR WITH FALCONS)



HOMETOWN: HAMMOND, LA

COLLEGE: SE LOUISIANA

BIRTHDATE: 11 / 01 / 88

HEIGHT: 5'10"

WEIGHT: 186

NFL EXP: 6 YRS

ACQUIRED: 02 '13

ROBERT ALFORD - NFL REGULAR SEASON STATISTICS

		TACKLES										INTERCEPTIONS					FUMBLES					ST				MISC			
DATE	TEAM	GP	GS	TK	S	A	TFL	YDS	SK	YDS	QBH	NO	YDS	LG	TD	PD	FF	FR	YDS	TK	S	A	FF	FR	S	A			
2018	Falcons	9	9	30	23	7	0	0	0.0	0.0	0	0	0	0	0	7	0	0	0	0	0	0	0	0	0	0			
2017	Falcons	16	16	65	58	7	0	0	0.0	0.0	0	1	0	0	20	0	0	0	0	3	2	1	0	0	0	0			
2016	Falcons	16	16	59	50	9	1	9	0.0	0.0	0	2	34	30t	1	19	0	0	0	2	0	2	0	0	0	0			
2015	Falcons	15	15	50	42	8	1	2	0.0	0.0	0	2	76	59t	1	15	0	1	0	3	3	0	0	0	0	0			
2014	Falcons	10	10	29	23	6	2	4	0.0	0.0	0	3	21	21	0	12	0	0	0	2	1	1	0	0	0	0			
2013	Falcons	16	4	38	27	11	0	0	0.0	0.0	1	2	0	0	8	1	1	1	-5	2	1	1	0	0	0	0			
NFL TOTALS		82	70	271	223	48	4	15	0.0	0.0	1	10	131	59t	2	81	1	2	-5	12	7	5	0	0	0	0			

ROBERT ALFORD - NFL POSTSEASON STATISTICS

TACKLES													INTERCEPTIONS					FUMBLES					ST				MISC		
DATE	TEAM	GP	GS	TK	S	A	TFL	YDS	SK	YDS	QBH	NO	YDS	LG	TD	PD	FF	FR	YDS	TK	S	A	FF	FR	S	A			
2017	Falcons	2	2	11	10	1	0	0	0.0	0.0	0	0	0	0	0	3	0	0	0	0	0	0	0	0	0	0			
2016	Falcons	3	3	19	17	2	0	0	0.0	0.0	0	1	82	82t	1	6	0	1	0	2	2	0	0	0	0	0			
NFL TOTALS		5	5	30	27	3	0	0	0.0	0.0	0	1	82	82t	1	9	0	1	0	2	2	0	0	0	0	0			

UPDATED PLAYER BIOS

2018 GAME-BY-GAME REGULAR SEASON STATISTICS (FALCONS)

TACKLES										INTERCEPTIONS				FUMBLES			ST				MISC							
DATE	OPPONENT		TK	S	A	SK	YDS	TFL	YDS	QBH	NO	YDS	LG	TD	PD	FF	FR	YDS	TK	S	A	FF	FR	S	A	W/L	SCORE	
09/06	at Eagles	S	4	4	0	0.0	0.0	0	0	0	0	0	0	0	2	0	0	0	0	0	0	0	0	0	0	0	L	12-18
09/16	PANTHERS	S	1	1	0	0.0	0.0	0	0	0	0	0	0	0	2	0	0	0	0	0	0	0	0	0	0	W	31-24	
09/23	SAINTS	S	1	1	0	0.0	0.0	0	0	0	0	0	0	0	0	0	0	0	0	0	0	0	0	0	0	L	37-43+	
09/30	BENGALS	S	4	3	1	0.0	0.0	0	0	0	0	0	0	0	1	0	0	0	0	0	0	0	0	0	0	L	36-37	
10/07	at Steelers	S	3	2	1	0.0	0.0	0	0	0	0	0	0	0	0	0	0	0	0	0	0	0	0	0	0	L	17-41	
10/14	BUCCANEERS	S	3	3	0	0.0	0.0	0	0	0	0	0	0	0	1	0	0	0	0	0	0	0	0	0	0	W	34-29	
10/22	GIANTS	S	4	2	2	0.0	0.0	0	0	0	0	0	0	0	0	0	0	0	0	0	0	0	0	0	0	W	23-20	
11/04	at Redskins		INACTIVE																							W	38-14	
11/11	at Browns	S	5	3	2	0.0	0.0	0	0	0	0	0	0	0	0	0	0	0	0	0	0	0	0	0	0	L	16-28	
11/18	COWBOYS	S	5	4	1	0.0	0.0	0	0	0	0	0	0	0	1	0	0	0	0	0	0	0	0	0	0	L	19-22	
2018 TOTALS		9-9	30	23	7	0.0	0.0	0	0	0	0	0	0	0	7	0	0	0	0	0	0	0	0	0	0	4-6		


+ - Overtime

24

DEVONTA FREEMAN

RUNNING BACK

(5TH YEAR WITH FALCONS)



HOMETOWN: MIAMI, FL

COLLEGE: FLORIDA STATE

BIRTHDATE: 03/15/92

HEIGHT: 5'8"

WEIGHT: 206

NFL EXP: 5 YRS

ACQUIRED: 04A '14

DEVONTA FREEMAN - NFL REGULAR SEASON STATISTICS

DATE	TEAM	GP	GS	RUSHING					RECEIVING				
				NO.	YDS.	AVG.	LG	TD	NO.	YDS	AVG	LG	TD
2018	Falcons	2	2	14	68	4.9	20	0	5	23	4.6	14	0
2017	Falcons	14	14	196	865	4.4	44	7	36	317	8.8	29	1
2016	Falcons	16	16	227	1,079	4.8	75t	11	54	462	8.6	35	2
2015	Falcons	15	13	265	1,056	4.0	39	11	73	578	7.9	44	3
2014	Falcons	16	0	65	248	3.8	31t	1	30	225	7.5	36	1
NFL TOTALS		63	45	767	3,316	4.3	75t	30	198	1,605	8.1	44	7

DEVONTA FREEMAN - NFL POSTSEASON STATISTICS

DATE	TEAM	GP	GS	RUSHING					RECEIVING				
				NO.	YDS.	AVG.	LG	TD	NO.	YDS	AVG	LG	TD
2017	Falcons	2	2	28	73	2.6	22	1	6	29	4.8	13	1
2016	Falcons	3	3	39	162	4.2	37	2	10	168	16.8	53	1
NFL TOTALS		5	5	67	235	3.5	37	3	16	197	12.3	53	2

UPDATED PLAYER BIOS

100-YARD RUSHING GAMES (8): REGULAR SEASON

DATE	TEAM	ATT.	YDS.	AVG.	LG	TD
09/27/15	at Cowboys	30	141	4.7	17	3
10/11/15	REDSKINS	27	153	5.7	18	1
10/15/15	at Saints	13	100	7.7	25t	1
10/25/15	at Titans	25	116	4.6	19	0
09/26/16	at Saints	14	152	10.9	48	0
12/18/16	49ERS	20	139	7.0	34t	3
09/24/17	at Lions	21	106	5.0	18	1
12/18/17	at Buccaneers	22	126	5.7	32t	1

2018 GAME-BY-GAME REGULAR SEASON STATISTICS (FALCONS)

			RUSHING				RECEIVING						
DATE	OPPONENT	P/S	ATT	YDS	LG	TD	NO	YDS	LG	TD	W/L	SCORE	
09/06	at Eagles	S	6	36	20	0	3	14	14	0	L	12-18	
09/16	PANTHERS					INACTIVE					W	31-24	
09/23	SAINTS					INACTIVE					L	37-43+	
09/30	BENGALS					INACTIVE					L	36-37	
10/07	at Steelers	S	8	32	20	0	2	9	9	0	L	17-41	
10/14	BUCCANEERS					INACTIVE					W	34-29	
10/22	GIANTS					INJURED RESERVE					W	23-20	
11/04	at Redskins					INJURED RESERVE					W	38-14	
11/11	at Browns					INJURED RESERVE					L	16-28	
11/18	COWBOYS					INJURED RESERVE					L	19-22	
2018 TOTALS		2-2	14	68	20	0	5	23	14	0	4-6		

+- Overtime

25

ITO SMITH
RUNNING BACK
(1ST ON FALCONS)



HOMETOWN: *MOBILE, ALA.*

COLLEGE: *SOUTHERN MISSISSIPPI*

BIRTHDATE:
09 / 11 / 95

HEIGHT:
5'9"

WEIGHT:
195

NFL EXP:
ROOKIE

ACQUIRED:
04 '18

ITO SMITH - NFL REGULAR SEASON STATISTICS

RUSHING												RECEIVING				
DATE	TEAM	GP	GS	NO.	YDS.	AVG.	LG	TD	NO.	YDS	AVG	LG	TD			
2018	Falcons	10	0	59	199	3.4	18	4	19	126	6.6	20	0			
NFL TOTALS		10	0	59	199	3.4	18	4	19	126	6.6	20	0			

ITO SMITH - NFL REGULAR SEASON RETURN STATISTICS

DATE	TEAM	RET.	KICKOFF RETURNS				PUNT RETURNS			
			YDS.	AVG.	LG	TD	NO.	FC	YDS	AVG
2018	Falcons	0	0	0.0	0	0	0	0	0	0.0
NFL TOTALS		0	0	0.0	0	0	0	0	0	0.0

UPDATED PLAYER BIOS

2018 GAME-BY-GAME REGULAR SEASON STATISTICS (FALCONS)

DATE	OPPONENT	P/S	RUSHING				RECEIVING				
			ATT	YDS	LG	TD	NO	YDS	LG	TD	W/L
09/06	at Eagles	P	0	0	0	0	0	0	0	0	L 12-18
09/16	PANTHERS	P	9	46	18	0	1	8	8	0	W 31-24
09/23	SAINTS	P	2	-6	-2	0	3	41	18	0	L 37-43+
09/30	BENGALS	P	7	35	13	1	3	13	5	0	L 36-37
10/07	at Steelers	P	3	5	4	1	1	5	5	0	L 17-41
10/14	BUCCANEERS	P	11	22	14t	1	2	-1	4	0	W 34-29
10/22	GIANTS	P	7	16	6	0	2	29	20	0	W 23-20
11/04	at Redskins	P	10	60	13	1	1	4	4	0	W 38-14
11/11	at Browns	P	4	11	4	0	4	15	8	0	L 16-28
11/18	COWBOYS	P	6	10	5	0	2	12	9	0	L 19-22
2018 TOTALS			10-0	59	199	18	4	19	126	20	0 4-6

+ - Overtime

26

TEVIN COLEMAN

RUNNING BACK

(4TH YEAR WITH FALCONS)



HOMETOWN: *TINLEY PARK, IL*

COLLEGE: *INDIANA*

BIRTHDATE:
04/16/93

HEIGHT:
6'1"

WEIGHT:
210

NFL EXP:
4 YRS

ACQUIRED:
03 '15

TEVIN COLEMAN - NFL REGULAR SEASON STATISTICS

DATE	TEAM	GP	GS	RUSHING				RECEIVING				
				NO.	YDS.	AVG.	LG	TD	NO.	YDS	AVG.	LG
2018	Falcons	10	8	114	500	4.4	36	2	26	251	9.7	39t
2017	Falcons	15	3	156	628	4.0	52	5	27	299	11.1	39
2016	Falcons	13	0	118	520	4.4	55t	8	31	421	13.6	49
2015	Falcons	12	3	87	392	4.5	46	1	2	14	7.0	10
NFL TOTALS		50	14	475	2,040	4.3	55t	16	86	985	11.5	49

TEVIN COLEMAN - NFL POSTSEASON STATISTICS

DATE	TEAM	GP	GS	RUSHING				RECEIVING				
				NO.	YDS.	AVG.	LG	TD	NO.	YDS	AVG.	LG
2017	Falcons	2	0	24	119	5.0	23	0	4	42	10.5	14
2016	Falcons	3	0	29	115	4.0	15	1	7	63	9.0	17
NFL TOTALS		5	0	53	234	4.4	23	1	11	105	9.5	17

100-YARD RECEIVING GAMES (1): REGULAR SEASON

DATE	TEAM	NO.	YDS.	AVG.	LG	TD
10/09/16	at Broncos	4	132	33.0	49	1

100-YARD RUSHING GAMES (2): REGULAR SEASON

DATE	TEAM	ATT.	YDS.	AVG.	LG	TD
11/29/15	VIKINGS	18	110	6.1	46	0
09/16/18	PANTHERS	16	107	6.7	36	0

UPDATED PLAYER BIOS

2018 GAME-BY-GAME REGULAR SEASON STATISTICS (FALCONS)

DATE	OPPONENT	P/S	RUSHING				RECEIVING					
			ATT	YDS	LG	TD	NO	YDS	LG	TD	W/L	SCORE
09/06	at Eagles	P	9	19	9t	1	1	26	26	0	L	12-18
09/16	PANTHERS	S	16	107	36	0	4	18	9	0	W	31-24
09/23	SAINTS	S	15	33	15	0	2	14	9	1	L	37-43+
09/30	BENGALS	S	14	51	9	0	3	26	15	0	L	36-37
10/07	at Steelers	P	7	15	8	0	2	15	8	0	L	17-41
10/14	BUCCANEERS	S	10	35	15	0	1	6	6t	1	W	34-29
10/22	GIANTS	S	11	50	30t	1	2	32	32	0	W	23-20
11/04	at Redskins	S	13	88	16	0	5	68	39t	2	W	38-14
11/11	at Browns	S	11	44	18	0	3	19	8	0	L	16-28
11/18	COWBOYS	S	8	58	17	0	3	27	18	0	L	19-22
2018 TOTALS		10-8	114	500	36	2	26	251	39t	4	4-6	

+ - Overtime

27

DAMONTAE KAZEE

SAFETY

(2ND YEAR WITH FALCONS)



HOMETOWN: *SAN BERNARDINO, CA*

COLLEGE: *SAN DIEGO STATE*

BIRTHDATE:
06 / 05 / 93

HEIGHT:
5'11"

WEIGHT:
190

NFL EXP:
2 YRS

ACQUIRED:
05A '17

DAMONTAE KAZEE - NFL REGULAR SEASON STATISTICS

2018																													
TACKLES															INTERCEPTIONS					FUMBLES					ST				MISC
DATE	TEAM	GP	GS	TK	S	A	TFL	YDS	SK	YDS	QBH	NO	YDS	LG	TD	PD	FF	FR	YDS	TK	S	A	FF	FR	S	A			
2018	Falcons	10	9	49	36	13	1	1	0.0	0.0	0	5	52	33	0	7	1	0	0	2	2	0	0	0	0	0			
2017	Falcons	16	1	18	10	8	0	0	0.0	0.0	0	0	0	0	0	0	1	0	0	5	4	1	1	0	0	0			
NFL TOTALS		26	10	67	46	21	1	1	0.0	0.0	0	5	52	33	0	7	2	0	0	7	6	1	1	0	0	0			

DAMONTAE KAZEE - NFL POSTSEASON STATISTICS


		TACKLES								INTERCEPTIONS						FUMBLES						ST				MISC			
DATE	TEAM	GP	GS	TK	S	A	TFL	YDS	SK	YDS	QBH	NO	YDS	LG	TD	PD	FF	FR	YDS	TK	S	A	FF	FR	S	A			
2017	Falcons	2	0	0	0	0	0	0	0.0	0.0	0	0	0	0	0	0	0	0	0	0	3	3	0	1	0	0	0		
NFL TOTALS		2	0	0	0	0	0	0	0.0	0.0	0	0	0	0	0	0	0	0	0	0	3	3	0	1	0	0	0		

UPDATED PLAYER BIOS

2018 GAME-BY-GAME REGULAR SEASON STATISTICS (FALCONS)

TACKLES											INTERCEPTIONS				FUMBLES			ST				MISC					
DATE	OPPONENT	TK	S	A	SK	YDS	TFL	YDS	QBH	NO	YDS	LG	TD	PD	FF	FR	YDS	TK	S	A	FF	FR	S	A	W/L	SCORE	
09/06 at Eagles	P	2	2	0	0.0	0.0	0	0	0	0	0	0	0	1	0	0	0	1	1	0	0	0	0	0	0	L	12-18
09/16 PANTHERS	S	3	3	0	0.0	0.0	0	0	0	0	0	0	0	0	0	0	0	0	0	0	0	0	0	0	0	W	31-24
09/23 SAINTS	S	9	7	2	0.0	0.0	0	0	0	0	0	0	0	0	0	0	0	1	1	0	0	0	0	0	0	L	37-43+
09/30 BENGALS	S	7	7	0	0.0	0.0	0	0	0	1	23	23	0	1	0	0	0	0	0	0	0	0	0	0	0	L	36-37
10/07 at Steelers	S	6	5	1	0.0	0.0	0	0	0	1	0	0	0	1	1	0	0	0	0	0	0	0	0	0	0	L	17-41
10/14 BUCCANEERS	S	4	3	1	0.0	0.0	0	0	0	1	-4	-4	0	1	0	0	0	0	0	0	0	0	0	0	0	W	34-29
10/22 GIANTS	S	5	3	2	0.0	0.0	1	1	0	0	0	0	0	1	0	0	0	0	0	0	0	0	0	0	0	W	23-20
11/04 at Redskins	S	5	3	2	0.0	0.0	0	0	0	1	0	0	0	1	0	0	0	0	0	0	0	0	0	0	0	W	38-14
11/11 at Browns	S	3	1	2	0.0	0.0	0	0	0	1	33	33	0	1	0	0	0	0	0	0	0	0	0	0	0	L	16-28
11/18 COWBOYS	S	5	2	3	0.0	0.0	0	0	0	0	0	0	0	0	0	0	0	0	0	0	0	0	0	0	0	L	19-22
2018 TOTALS	10-9	49	36	13	0.0	0.0	1	1	0	5	52	33	0	7	1	0	0	2	2	0	0	0	0	0	0	4-6	


+ - Overtime



JUSTIN BETHEL

CORNERBACK

(1ST YEAR WITH FALCONS)



HOMETOWN: *BLYTHEWOOD, SC*

COLLEGE: *PRESBYTERIAN*

BIRTHDATE: **06 / 17 / 90**

HEIGHT: **6'0"**

WEIGHT: **200**

NFL EXP: **7 YRS**

ACQUIRED: **FA '18**

JUSTIN BETHEL - NFL REGULAR SEASON STATISTICS

		TACKLES										INTERCEPTIONS					FUMBLES					ST				MISC		
DATE	TEAM	GP	GS	TK	S	A	TFL	YDS	SK	YDS	QBH	NO	YDS	LG	TD	PD	FF	FR	YDS	TK	S	A	FF	FR	S	A		
2018	Falcons	8	0	0	0	0	0	0	0.0	0.0	0	0	0	0	0	0	0	0	0	11	9	2	0	0	0	0		
2017	Cardinals	16	6	30	20	10	1	1	0.0	0.0	0	1	82	82t	1	4	0	0	0	11	9	2	0	0	0	0		
2016	Cardinals	16	3	26	25	1	3	8	0.0	0.0	0	1	66	66t	1	6	0	1	0	13	12	1	1	0	0	0		
2015	Cardinals	16	5	33	31	2	0	0	0.0	0.0	1	2	21	21t	1	9	0	0	0	13	13	0	2	2	0	0		
2014	Cardinals	16	0	7	7	0	0	0	0.0	0.0	1	0	0	0	0	0	0	1	0	18	14	4	1	0	0	0		
2013	Cardinals	16	0	0	0	0	0	0	0.0	0.0	0	0	0	0	0	0	0	0	-3	21	17	4	0	1	0	0		
2012	Cardinals	16	0	1	1	0	0	0	0.0	0.0	0	0	0	0	0	0	0	0	0	12	11	1	0	0	0	0		
NFL TOTALS		104	14	97	84	13	4	9	0.0	0.0	2	4	169	82t	3	19	0	2	-3	99	85	14	4	3	0	0		

JUSTIN BETHEL - NFL POSTSEASON STATISTICS

		TACKLES								INTERCEPTIONS						FUMBLES				ST				MISC			
DATE	TEAM	GP	GS	TK	S	A	TFL	YDS	SK	YDS	QBH	NO	YDS	LG	TD	PD	FF	FR	YDS	TK	S	A	FF	FR	S	A	
2015	Cardinals	2	2	10	10	0	0	0	0.0	0.0	0	0	0	0	0	2	0	0	0	0	0	0	0	0	0	0	
2014	Cardinals	1	0	1	1	0	1	8	0.0	0.0	0	0	0	0	0	0	0	0	0	0	0	0	0	0	1	0	
NFL TOTALS		3	2	11	11	0	1	8	0.0	0.0	0	0	0	0	0	2	0	0	0	0	0	0	0	0	1	0	

UPDATED PLAYER BIOS

2018 GAME-BY-GAME REGULAR SEASON STATISTICS (FALCONS)


			TACKLES							INTERCEPTIONS					FUMBLES			ST				MISC					
DATE	OPPONENT		TK	S	A	SK	YDS	TFL	YDS	QBH	NO	YDS	LG	TD	PD	FF	FR	YDS	TK	S	A	FF	FR	S	A	W/L	SCORE
09/06	at Eagles	P	0	0	0	0.0	0.0	0	0	0	0	0	0	0	0	0	0	0	0	0	0	0	0	0	0	L	12-18
09/16	PANTHERS	P	0	0	0	0.0	0.0	0	0	0	0	0	0	0	0	0	0	0	0	3	3	0	0	0	0	W	31-24
09/23	SAINTS	P	0	0	0	0.0	0.0	0	0	0	0	0	0	0	0	0	0	0	0	0	0	0	0	0	0	L	37-43+
09/30	BENGALS		INACTIVE																							L	36-37
10/07	at Steelers		INACTIVE																							L	17-41
10/14	BUCCANEERS	P	0	0	0	0.0	0.0	0	0	0	0	0	0	0	0	0	0	0	0	3	2	1	0	0	0	W	34-29
10/22	GIANTS	P	0	0	0	0.0	0.0	0	0	0	0	0	0	0	0	0	0	0	0	1	1	0	0	0	0	W	23-20
11/04	at Redskins	P	0	0	0	0.0	0.0	0	0	0	0	0	0	0	0	0	0	0	0	3	2	1	0	0	0	W	38-14
11/11	at Browns	P	0	0	0	0.0	0.0	0	0	0	0	0	0	0	0	0	0	0	0	1	1	0	0	0	0	L	16-28
11/18	COWBOYS	P	0	0	0	0.0	0.0	0	0	0	0	0	0	0	0	0	0	0	0	0	0	0	0	0	0	L	19-22
2018 TOTALS			0-0	0	0	0	0.0	0.0	0	0	0	0	0	0	0	0	0	0	0	11	9	2	0	0	0	0	4-6

+ - Overtime

29

JORDAN RICHARDS

DEFENSIVE BACK
(1ST YEAR WITH FALCONS)



HOMETOWN:

COLLEGE: *STANFORD*

BIRTHDATE:
01/21/93

HEIGHT:
5'11"

WEIGHT:
210

NFL EXP:
3 YRS

ACQUIRED:
TR-18

JORDAN RICHARDS - NFL REGULAR SEASON STATISTICS

		TACKLES										INTERCEPTIONS				FUMBLES				ST				MISC			
DATE	TEAM	GP	GS	TK	S	A	TFL	YDS	SK	YDS	QBH	NO	YDS	LG	TD	PD	FF	FR	YDS	TK	S	A	FF	FR	S	A	
2018	Falcons	9	6	28	20	8	0	0	0.0	0.0	0	0	0	0	0	1	0	0	0	1	1	0	0	0	0	0	
2017	Patriots	16	5	22	20	2	0	0	0.0	0.0	0	0	0	0	0	1	1	0	0	5	4	1	0	0	0	0	
2016	Patriots	11	0	0	0	0	0	0	0.0	0.0	0	0	0	0	0	0	0	0	0	3	1	2	0	1	0	0	
2015	Patriots	14	2	18	14	4	0	0	0.0	0.0	0	0	0	0	0	2	1	0	0	2	2	0	0	0	0	0	
NFL TOTALS		50	13	68	54	14	0	0	0.0	0.0	0	0	0	0	0	4	2	0	0	11	8	3	0	1	0	0	

JORDAN RICHARDS - NFL POSTSEASON STATISTICS

		TACKLES										INTERCEPTIONS				FUMBLES				ST				MISC			
DATE	TEAM	GP	GS	TK	S	A	TFL	YDS	SK	YDS	QBH	NO	YDS	LG	TD	PD	FF	FR	YDS	TK	S	A	FF	FR	S	A	
2017	Patriots	3	0	5	3	2	0	0	0.0	0.0	0	0	0	0	0	0	0	0	0	0	1	0	1	0	0	0	0
2016	Patriots	0	0	0	0	0	0	0.0	0.0	0	0	0	0	0	0	0	0	0	0	0	0	0	0	0	0	0	
2015	Patriots	2	0	0	0	0	0	0.0	0.0	0	0	0	0	0	0	0	0	0	0	0	0	0	0	0	0	0	
NFL TOTALS		5	0	5	3	2	0	0	0.0	0.0	0	0	0	0	0	0	0	0	0	0	1	0	1	0	0	0	0

UPDATED PLAYER BIOS

2018 GAME-BY-GAME REGULAR SEASON STATISTICS (FALCONS)

		TACKLES							INTERCEPTIONS					FUMBLES			ST				MISC						
DATE	OPPONENT	TK	S	A	SK	YDS	TFL	YDS	QBH	NO	YDS	LG	TD	PD	FF	FR	YDS	TK	S	A	FF	FR	S	A	W/L	SCORE	
09/06 at Eagles		INACTIVE																							L	12-18	
09/16 PANTHERS	P	4	3	1	0.0	0.0	0	0	0	0	0	0	0	0	0	0	0	0	0	0	0	0	0	0	0	W	31-24
09/23 SAINTS	P	2	2	0	0.0	0.0	0	0	0	0	0	0	0	0	0	0	0	0	0	0	0	0	0	0	0	L	37-43+
09/30 BENGALS	P	0	0	0	0.0	0.0	0	0	0	0	0	0	0	0	0	0	0	1	1	0	0	0	0	0	0	L	36-37
10/07 at Steelers	S	7	5	2	0.0	0.0	0	0	0	0	0	0	0	0	0	0	0	0	0	0	0	0	0	0	0	L	17-41
10/14 BUCCANEERS	S	5	2	3	0.0	0.0	0	0	0	0	0	0	0	0	0	0	0	0	0	0	0	0	0	0	0	W	34-29
10/22 GIANTS	S	0	0	0	0.0	0.0	0	0	0	0	0	0	0	0	0	0	0	0	0	0	0	0	0	0	0	W	23-20
11/04 at Redskins	S	2	2	0	0.0	0.0	0	0	0	0	0	0	0	0	0	0	0	0	0	0	0	0	0	0	0	W	38-14
11/11 at Browns	S	4	3	1	0.0	0.0	0	0	0	0	0	0	0	0	0	0	0	0	0	0	0	0	0	0	0	L	16-28
11/18 COWBOYS	S	4	3	1	0.0	0.0	0	0	0	0	0	0	0	1	0	0	0	0	0	0	0	0	0	0	0	L	19-22
2018 TOTALS	9-6	28	20	8	0.0	0.0	0	0	0	0	0	0	0	1	0	0	0	1	1	0	0	0	0	0	4-6		


+ = Overtime

30

RICKY ORTIZ

FULLBACK

(1ST YEAR WITH FALCONS)



HOMETOWN: *MORENO VALLEY, CALIF.*

COLLEGE: *OREGON STATE*

BIRTHDATE:
04/15/94

HEIGHT:
6'0"

WEIGHT:
230

NFL EXP:
1 YRS

ACQUIRED:
FA '18

RICKY ORTIZ - NFL REGULAR SEASON STATISTICS

DATE	TEAM	GP	GS	RUSHING					RECEIVING				
				NO.	YDS.	AVG.	LG	TD	NO.	YDS	AVG	LG	TD
2018	Falcons	8	7	0	0	0.0	0	0	2	7	3.5	7	0
2017	Ravens	0	0	0	0	0.0	0	0	0	0	0.0	0	0
NFL TOTALS		8	7	0	0	0.0	0	0	2	7	3.5	7	0

RICKY ORTIZ - NFL REGULAR SEASON RETURN STATISTICS

KICKOFF RETURNS							PUNT RETURNS					
DATE	TEAM	RET.	YDS.	AVG.	LG	TD	NO.	FC	YDS	AVG	LG	TD
2018	Falcons	0	0	0.0	0	0	0	0	0	0.0	0	0
2017	Ravens	0	0	0.0	0	0	0	0	0	0.0	0	0
NFL TOTALS		0	0	0.0	0	0	0	0	0	0.0	0	0

UPDATED PLAYER BIOS

2018 GAME-BY-GAME REGULAR SEASON STATISTICS (FALCONS)

DATE	OPPONENT	P/S	RUSHING				RECEIVING				TD	W/L	SCORE
			ATT	YDS	LG	TD	NO	YDS	LG				
09/06	at Eagles	S	0	0	0	0	0	0	0	0	0	L	12-18
09/16	PANTHERS	S	0	0	0	0	0	0	0	0	0	W	31-24
09/23	SAINTS	S	0	0	0	0	0	0	0	0	0	L	37-43+
09/30	BENGALS	S	0	0	0	0	0	0	0	0	0	L	36-37
10/07	at Steelers	S	0	0	0	0	0	0	0	0	0	L	17-41
10/14	BUCCANEERS	S	0	0	0	0	0	0	0	0	0	W	34-29
10/22	GIANTS	P	0	0	0	0	2	7	7	7	0	W	23-20
11/04	at Redskins	S	0	0	0	0	0	0	0	0	0	W	38-14
11/11	at Browns		INACTIVE										
11/18	COWBOYS		ON INACTIVE LIST										L 19-22
2018 TOTALS		8-7	0	0	0	0	2	7	7	7	0	4-6	

† - Overtime

32

BRIAN HILL

RUNNING BACK

(1ST YEAR WITH FALCONS)

HOMETOWN: BELLEVILLE, IL

COLLEGE: WYOMING

BIRTHDATE: 11/09/95

HEIGHT: 6'1"

WEIGHT: 219

NFL EXP: 1 YRS

ACQUIRED: FA '18



BRIAN HILL - NFL REGULAR SEASON STATISTICS

DATE	TEAM	GP	GS	RUSHING				RECEIVING				TD
				NO.	YDS.	AVG.	LG	NO.	YDS	AVG	LG	
2018	Falcons	5	0	0	0	0.0	0	0	0	0.0	0	0
2017	Bengals	6	0	11	37	3.4	11	2	36	18.0	34	0
Went from Falcons to Bengals.												
2017	Falcons	1	0	0	0	0.0	0	0	0	0.0	0	0
NFL TOTALS		12	0	11	37	3.4	11	2	36	18.0	34	0

BRIAN HILL - NFL REGULAR SEASON RETURN STATISTICS

KICKOFF RETURNS							PUNT RETURNS					
DATE	TEAM	RET.	YDS.	AVG.	LG	TD	NO.	FC	YDS	AVG	LG	TD
2018	Falcons	1	16	16.0	16	0	0	0	0	0.0	0	0
2017	Bengals	0	0	0.0	0	0	0	0	0	0.0	0	0
Went from Falcons to Bengals.												
2017	Falcons	0	0	0.0	0	0	0	0	0	0.0	0	0
NFL TOTALS		1	16	16.0	16	0	0	0	0	0.0	0	0

UPDATED PLAYER BIOS

2018 GAME-BY-GAME REGULAR SEASON STATISTICS (FALCONS)

			RUSHING				RECEIVING							
DATE	OPPONENT	P/S	ATT	YDS	LG	TD	NO	YDS	LG	TD	W/L	SCORE		
09/06	at Eagles		PRACTICE SQUAD										L	12-18
09/16	PANTHERS	P	0	0	0	0	0	0	0	0	W	31-24		
09/23	SAINTS	P	0	0	0	0	0	0	0	0	L	37-43+		
09/30	BENGALS	P	0	0	0	0	0	0	0	0	L	36-37		
10/07	at Steelers		INACTIVE										L	17-41
10/14	BUCCANEERS		INACTIVE										W	34-29
10/22	GIANTS		INACTIVE										W	23-20
11/04	at Redskins		INACTIVE										W	38-14
11/11	at Browns	P	0	0	0	0	0	0	0	0	L	16-28		
11/18	COWBOYS	P	0	0	0	0	0	0	0	0	L	19-22		
2018 TOTALS		5-0	0	0	0	0	0	0	0	0	4-6			

+ - Overtime

33

BLIDI WREH-WILSON
 CORNERBACK
 (3RD YEAR WITH FALCONS)

HOMETOWN: *MALDEN, MA*

COLLEGE: *CONNECTICUT*

BIRTHDATE: **12 / 05 / 89**

HEIGHT: **6'1"**

WEIGHT: **190**

NFL EXP: **6 YRS**

ACQUIRED: **FA '16**

BLIDI WREH-WILSON - NFL REGULAR SEASON STATISTICS

TACKLES																														INTERCEPTIONS								FUMBLES						ST				MISC			
DATE	TEAM	GP	GS	TK	S	A	TFL	YDS	SK	YDS	QBH	NO	YDS	LG	TD	PD	FF	FR	YDS	TK	S	A	FF	FR	S	A																									
2018	Falcons	3	0	2	2	0	0	0	0.0	0.0	0	0	0	0	0	0	2	0	0	0	2	1	1	0	0	0	0																								
2017	Falcons	8	1	4	3	1	0	0	0.0	0.0	0	0	0	0	0	0	1	0	0	0	0	0	0	0	0	0																									
2016	Falcons	1	0	0	0	0	0	0	0.0	0.0	0	0	0	0	0	0	0	0	0	0	0	0	0	0	0	0																									
2015	Titans	10	3	17	16	1	0	0	0.0	0.0	0	0	0	0	0	3	0	0	0	3	3	0	0	0	0	0																									
2014	Titans	11	11	57	48	9	0	0	0.0	0.0	0	1	34	34	0	10	0	0	0	0	0	0	0	0	0	0																									
2013	Titans	13	0	8	6	2	1	1	0.0	0.0	0	0	0	0	0	1	1	0	0	5	3	2	0	0	0	0																									
NFL TOTALS		46	15	88	75	13	1	1	0.0	0.0	0	1	34	34	0	17	1	0	0	0	10	7	3	0	0	0	0																								

BLIDI WREH-WILSON - NFL POSTSEASON STATISTICS

2017-2016																														
TACKLES															INTERCEPTIONS					FUMBLES					ST				MISC	
DATE	TEAM	GP	GS	TK	S	A	TFL	YDS	SK	YDS	QBH	NO	YDS	LG	TD	PD	FF	FR	YDS	TK	S	A	FF	FR	S	A				
2017	Falcons	2	0	1	1	0	0	0	0.0	0.0	0	0	0	0	0	0	0	0	0	0	0	0	0	0	0	0	0			
2016	Falcons	0	0	0	0	0	0	0	0.0	0.0	0	0	0	0	0	0	0	0	0	0	0	0	0	0	0	0	0			
NFL TOTALS		2	0	1	1	0	0	0	0.0	0.0	0	0	0	0	0	0	0	0	0	0	0	0	0	0	0	0	0			

UPDATED PLAYER BIOS

2018 GAME-BY-GAME REGULAR SEASON STATISTICS (FALCONS)

			TACKLES							INTERCEPTIONS					FUMBLES			ST				MISC							
DATE	OPPONENT		TK	S	A	SK	YDS	TFL	YDS	QBH	NO	YDS	LG	TD	PD	FF	FR	YDS	TK	S	A	FF	FR	S	A	W/L	SCORE		
09/06	at Eagles		INACTIVE																									L	12-18
09/16	PANTHERS	P	0	0	0	0.0	0.0	0	0	0	0	0	0	0	1	0	0	0	0	0	0	0	0	0	0	0	W	31-24	
09/23	SAINTS		INACTIVE																									L	37-43+
09/30	BENGALS	P	2	2	0	0.0	0.0	0	0	0	0	0	0	0	0	0	0	0	0	2	1	1	0	0	0	0	L	36-37	
10/07	at Steelers		INACTIVE																									L	17-41
10/14	BUCCANEERS		INACTIVE																									W	34-29
10/22	GIANTS		INACTIVE																									W	23-20
11/04	at Redskins	P	0	0	0	0.0	0.0	0	0	0	0	0	0	0	1	0	0	0	0	0	0	0	0	0	0	0	W	38-14	
11/11	at Browns		INACTIVE																									L	16-28
11/18	COWBOYS		ON INACTIVE LIST																									L	19-22
2018 TOTALS			3-0	2	2	0	0.0	0.0	0	0	0	0	0	0	2	0	0	0	0	2	1	1	0	0	0	0	4-6		


+ = Overtime

34

BRIAN POOLE

CORNERBACK

(3RD YEAR WITH FALCONS)



HOMETOWN: *BRADENTON, FL*

COLLEGE: *FLORIDA*

BIRTHDATE: *10 / 20 / 92*

HEIGHT: *5'10"*

WEIGHT: *211*

NFL EXP: *3 YRS*

ACQUIRED: *CFA '16*

BRIAN POOLE - NFL REGULAR SEASON STATISTICS

TACKLES														INTERCEPTIONS						FUMBLES						ST				MISC			
DATE	TEAM	GP	GS	TK	S	A	TFL	YDS	SK	YDS	QBH	NO	YDS	LG	TD	PD	FF	FR	YDS	TK	S	A	FF	FR	S	A							
2018	Falcons	10	7	46	35	11	3	27	2.0	19.0	4	1	0	0	0	4	0	0	0	3	3	0	0	0	0	0	0						
2017	Falcons	15	3	63	49	14	2	13	1.0	12.0	3	0	0	0	0	4	0	0	0	0	0	0	0	0	0	0							
2016	Falcons	16	9	58	42	16	5	15	1.0	8.0	3	1	24	24	0	10	0	2	10	1	1	0	0	0	0	0							
NFL TOTALS		41	19	167	126	41	10	55	4.0	39.0	10	2	24	24	0	18	0	2	10	4	4	0	0	0	0	0							

BRIAN POOLE - NFL POSTSEASON STATISTICS

		TACKLES										INTERCEPTIONS					FUMBLES					ST				MISC			
DATE	TEAM	GP	GS	TK	S	A	TFL	YDS	SK	YDS	QBH	NO	YDS	LG	TD	PD	FF	FR	YDS	TK	S	A	FF	FR	S	A			
2017	Falcons	2	2	7	6	1	0	0	0.0	0.0	0	0	0	0	0	0	0	0	0	0	0	0	0	0	0	0			
2016	Falcons	3	2	15	13	2	1	2	0.0	0.0	2	0	0	0	0	0	0	0	0	0	0	0	0	0	0	0			
NFL TOTALS		5	4	22	19	3	1	2	0.0	0.0	2	0	0	0	0	0	0	0	0	0	0	0	0	0	0	0			

UPDATED PLAYER BIOS

2018 GAME-BY-GAME REGULAR SEASON STATISTICS (FALCONS)

			TACKLES								INTERCEPTIONS				FUMBLES			ST				MISC						
DATE	OPPONENT		TK	S	A	SK	YDS	TFL	YDS	QBH	NO	YDS	LG	TD	PD	FF	FR	YDS	TK	S	A	FF	FR	S	A	W/L	SCORE	
09/06	at Eagles	S	5	5	0	1.0	7.0	1	7	1	0	0	0	0	1	0	0	0	1	1	0	0	0	0	0	0	L	12-18
09/16	PANTHERS	S	7	6	1	1.0	12.0	1	12	1	0	0	0	0	0	0	0	0	0	0	0	0	0	0	0	W	31-24	
09/23	SAINTS	S	8	8	0	0.0	0.0	0	0	1	0	0	0	0	1	0	0	0	2	2	0	0	0	0	0	0	L	37-43+
09/30	BENGALS	S	5	3	2	0.0	0.0	0	0	0	0	0	0	0	0	0	0	0	0	0	0	0	0	0	0	L	36-37	
10/07	at Steelers	P	2	2	0	0.0	0.0	0	0	0	0	0	0	0	0	0	0	0	0	0	0	0	0	0	0	L	17-41	
10/14	BUCCANEERS	S	6	5	1	0.0	0.0	0	0	0	1	0	0	0	2	0	0	0	0	0	0	0	0	0	0	W	34-29	
10/22	GIANTS	S	5	1	4	0.0	0.0	1	8	1	0	0	0	0	0	0	0	0	0	0	0	0	0	0	0	W	23-20	
11/04	at Redskins	S	5	4	1	0.0	0.0	0	0	0	0	0	0	0	0	0	0	0	0	0	0	0	0	0	0	W	38-14	
11/11	at Browns	P	1	0	1	0.0	0.0	0	0	0	0	0	0	0	0	0	0	0	0	0	0	0	0	0	0	L	16-28	
11/18	COWBOYS	P	2	1	1	0.0	0.0	0	0	0	0	0	0	0	0	0	0	0	0	0	0	0	0	0	0	L	19-22	
2018 TOTALS			10-7	46	35	11	2.0	19.0	3	27	4	1	0	0	0	4	0	0	0	3	3	0	0	0	0	0	4-6	


† - Overtime

35

KEITH TANDY

SAFETY

(1ST ON FALCONS)



HOMETOWN: *HOPKINSVILLE, KY*

COLLEGE: *WEST VIRGINIA*

BIRTHDATE: **02 / 12 / 89**

HEIGHT: **5'10"**

WEIGHT: **205**

NFL EXP: **5 YRS**

ACQUIRED: **FA '18**

KEITH TANDY - NFL REGULAR SEASON STATISTICS

			TACKLES							INTERCEPTIONS							FUMBLES					ST				MISC		
DATE	TEAM	GP	GS	TK	S	A	TFL	YDS	SK	YDS	QBH	NO	YDS	LG	TD	PD	FF	FR	YDS	TK	S	A	FF	FR	S	A		
2018	Falcons	6	0	0	0	0	0	0	0.0	0.0	0	0	0	0	0	0	0	0	0	0	2	0	2	0	0	0	0	
Went from Buccaneers to Falcons.																												
2018	Buccaneers	0	0	0	0	0	0	0	0.0	0.0	0	0	0	0	0	0	0	0	0	0	0	0	0	0	0	0	0	
2017	Buccaneers	14	3	18	14	4	0	0	0.0	0.0	0	0	0	0	0	0	0	0	0	8	5	3	0	0	0	0	0	
2016	Buccaneers	16	5	52	41	11	2	1	0.0	0.0	0	4	28	28	0	9	0	0	0	6	6	0	0	1	0	0	0	
2015	Buccaneers	14	2	38	24	14	4	27	1.0	10.0	1	0	0	0	0	1	0	0	0	4	4	0	0	0	0	0	0	
2014	Buccaneers	15	0	4	4	0	0	0	0.0	0.0	0	1	3	3	0	1	0	0	0	4	4	0	0	0	0	0	0	
2013	Buccaneers	16	5	37	29	8	0	0	0.0	0.0	1	3	42	20	0	3	1	1	0	3	2	1	0	0	0	0	0	
2012	Buccaneers	9	0	0	0	0	0	0	0.0	0.0	0	0	0	0	0	0	0	0	0	3	3	0	0	0	0	0	0	
NFL TOTALS		90	15	149	112	37	6	28	1.0	10.0	2	8	73	28	0	14	1	1	0	30	24	6	0	1	0	0	0	

UPDATED PLAYER BIOS


2018 GAME-BY-GAME REGULAR SEASON STATISTICS (BUCCANEERS/FALCONS)

			TACKLES							INTERCEPTIONS					FUMBLES			ST				MISC					
DATE	OPPONENT		TK	S	A	SK	YDS	TFL	YDS	QBH	NO	YDS	LG	TD	PD	FF	FR	YDS	TK	S	A	FF	FR	S	A	W/L	SCORE
09/09 at Saints			DID NOT PLAY																							W	48-40
			Went from Buccaneers to Falcons .																								
09/16	PANTHERS	P	0	0	0	0.0	0.0	0	0	0	0	0	0	0	0	0	0	0	0	0	0	0	0	0	0	W	31-24
09/23	SAINTS		INACTIVE																							L	37-43+
09/30	BENGALS	P	0	0	0	0.0	0.0	0	0	0	0	0	0	0	0	0	0	0	0	0	0	0	0	0	0	L	36-37
10/07	at Steelers	P	0	0	0	0.0	0.0	0	0	0	0	0	0	0	0	0	0	0	0	0	0	0	0	0	0	L	17-41
10/14	BUCCANEERS	P	0	0	0	0.0	0.0	0	0	0	0	0	0	0	0	0	0	0	0	0	0	0	0	0	0	W	34-29
10/22	GIANTS	P	0	0	0	0.0	0.0	0	0	0	0	0	0	0	0	0	0	0	0	0	0	0	0	0	0	W	23-20
11/04	at Redskins	P	0	0	0	0.0	0.0	0	0	0	0	0	0	0	0	0	0	0	2	0	2	0	0	0	0	W	38-14
11/11	at Browns		INACTIVE																							L	16-28
11/18	COWBOYS		ON INACTIVE LIST																							L	19-22
2018 TOTALS			6-0	0	0	0	0.0	0.0	0	0	0	0	0	0	0	0	0	0	2	0	2	0	0	0	0	5-5	
+ - Overtime																											

+ - Overtime

36

KEMAL ISHMAEL
 SAFETY
 (6TH YEAR WITH FALCONS)



HOMETOWN: *MIAMI, FL*

COLLEGE: *CENTRAL FLORIDA*

BIRTHDATE: **05/06/91**

HEIGHT: **6'0"**

WEIGHT: **206**

NFL EXP: **6 YRS**

ACQUIRED: **07A'13**

KEMAL ISHMAEL - NFL REGULAR SEASON STATISTICS

TACKLES											INTERCEPTIONS					FUMBLES					ST				MISC		
DATE	TEAM	GP	GS	TK	S	A	TFL	YDS	SK	YDS	QBH	NO	YDS	LG	TD	PD	FF	FR	YDS	TK	S	A	FF	FR	S	A	
2018	Falcons	10	0	10	7	3	0	0	0.0	0.0	0	0	0	0	0	1	0	0	0	6	4	2	0	1	0	0	
2017	Falcons	16	1	22	13	9	1	12	1.0	12.0	1	0	0	0	0	1	0	0	0	7	2	5	0	1	0	0	
2016	Falcons	13	4	49	29	20	0	0	0.0	0.0	0	0	0	0	2	0	0	0	3	3	0	0	0	0	0	0	
2015	Falcons	16	5	42	29	13	1	1	0.0	0.0	0	1	84	84	0	3	0	0	0	4	3	1	0	0	0	0	
2014	Falcons	16	10	94	67	27	2	4	0.0	0.0	0	4	37	23t	1	6	1	1	18	3	0	3	0	0	0	0	
2013	Falcons	4	0	0	0	0	0	0	0.0	0.0	0	0	0	0	0	0	0	0	0	1	1	0	0	0	0	0	
NFL TOTALS		75	20	217	145	72	4	17	1.0	12.0	1	5	121	84	1	13	1	1	18	24	13	11	0	2	0	0	

KEMAL ISHMAEL - NFL POSTSEASON STATISTICS

		TACKLES										INTERCEPTIONS					FUMBLES					ST				MISC		
DATE	TEAM	GP	GS	TK	S	A	TFL	YDS	SK	YDS	QBH	NO	YDS	LG	TD	PD	FF	FR	YDS	TK	S	A	FF	FR	S	A		
2017	Falcons	2	0	2	2	0	1	2	0.0	0.0	0	0	0	0	0	0	0	0	0	0	5	4	1	0	1	0	0	
NFL TOTALS		2	0	2	2	0	1	2	0.0	0.0	0	0	0	0	0	0	0	0	0	0	5	4	1	0	1	0	0	

UPDATED PLAYER BIOS

2018 GAME-BY-GAME REGULAR SEASON STATISTICS (FALCONS)

			TACKLES							INTERCEPTIONS					FUMBLES			ST				MISC					
DATE	OPPONENT		TK	S	A	SK	YDS	TFL	YDS	QBH	NO	YDS	LG	TD	PD	FF	FR	YDS	TK	S	A	FF	FR	S	A	W/L	SCORE
09/06	at Eagles	P	0	0	0	0.0	0.0	0	0	0	0	0	0	0	0	0	0	0	2	1	1	0	1	0	0	L	12-18
09/16	PANTHERS	P	0	0	0	0.0	0.0	0	0	0	0	0	0	0	0	0	0	0	0	0	0	0	0	0	0	W	31-24
09/23	SAINTS	P	0	0	0	0.0	0.0	0	0	0	0	0	0	0	0	0	0	0	1	0	1	0	0	0	0	L	37-43+
09/30	BENGALS	P	0	0	0	0.0	0.0	0	0	0	0	0	0	0	0	0	0	0	0	0	0	0	0	0	0	L	36-37
10/07	at Steelers	P	1	0	1	0.0	0.0	0	0	0	0	0	0	0	0	0	0	0	0	0	0	0	0	0	0	L	17-41
10/14	BUCCANEERS	P	3	3	0	0.0	0.0	0	0	0	0	0	0	0	0	0	0	0	1	1	0	0	0	0	0	W	34-29
10/22	GIANTS	P	1	1	0	0.0	0.0	0	0	0	0	0	0	0	0	0	0	0	1	1	0	0	0	0	0	W	23-20
11/04	at Redskins	P	1	1	0	0.0	0.0	0	0	0	0	0	0	0	1	0	0	0	0	0	0	0	0	0	0	W	38-14
11/11	at Browns	P	2	1	1	0.0	0.0	0	0	0	0	0	0	0	0	0	0	0	1	1	0	0	0	0	0	L	16-28
11/18	COWBOYS	P	2	1	1	0.0	0.0	0	0	0	0	0	0	0	0	0	0	0	0	0	0	0	0	0	0	L	19-22
2018 TOTALS			10-0	10	7	3	0.0	0.0	0	0	0	0	0	0	1	0	0	0	6	4	2	0	1	0	0	4-6	

+ - Overtime

37

RICARDO ALLEN

SAFETY

(4TH YEAR WITH FALCONS)



HOMETOWN: DAYTONA BEACH, FL

COLLEGE: PURDUE

BIRTHDATE: 12/18/91

HEIGHT: 5'9"

WEIGHT: 186

NFL EXP: 4 YRS

ACQUIRED: DSA '14

RICARDO ALLEN - NFL REGULAR SEASON STATISTICS

			TACKLES										INTERCEPTIONS				FUMBLES				ST				MISC			
DATE	TEAM	GP	GS	TK	S	A	TFL	YDS	SK	YDS	QBH	NO	YDS	LG	TD	PD	FF	FR	YDS	TK	S	A	FF	FR	S	A		
2018	Falcons	3	3	17	14	3	0	0	0.0	0.0	0	1	28	28	0	3	0	0	0	0	0	0	0	0	0	0		
2017	Falcons	15	15	54	38	16	1	2	0.0	0.0	0	1	4	4	0	2	0	0	0	0	0	0	0	0	0	0		
2016	Falcons	16	16	90	61	29	0	0	0.0	0.0	0	2	3	3	0	3	0	0	0	0	0	0	0	0	0	0		
2015	Falcons	15	14	68	59	9	0	0	1.0	0.0	1	3	13	13	0	5	0	1	0	1	1	0	0	0	0	0		
2014	Falcons	0	0	0	0	0	0	0	0.0	0.0	0	0	0	0	0	0	0	0	0	0	0	0	0	0	0	0		
NFL TOTALS		49	48	229	172	57	1	2	1.0	0.0	1	7	48	28	0	13	0	1	0	1	1	0	0	0	0	0		

RICARDO ALLEN - NFL POSTSEASON STATISTICS

			TACKLES										INTERCEPTIONS					FUMBLES					ST				MISC			
DATE	TEAM	GP	GS	TK	S	A	TFL	YDS	SK	YDS	QBH	NO	YDS	LG	TD	PD	FF	FR	YDS	TK	S	A	FF	FR	S	A				
2017	Falcons	2	2	5	5	0	0	0	0.0	0.0	0	0	0	0	0	0	1	0	0	0	0	0	0	0	0	0				
2016	Falcons	3	3	14	6	8	0	0	0.0	0.0	0	2	45	45	0	2	0	0	0	0	0	0	0	0	0	0				
NFL TOTALS		5	5	19	11	8	0	0	0.0	0.0	0	2	45	45	0	2	1	0	0	0	0	0	0	0	0	0				

UPDATED PLAYER BIOS

2018 GAME-BY-GAME REGULAR SEASON STATISTICS (FALCONS)

[illegible]


+ - Overtime

38

TAVEZE CALHOUN

CORNERBACK

(1ST ON FALCONS)



HOMETOWN: LUDLOW, MISS.

COLLEGE: MISSISSIPPI STATE '17

BIRTHDATE: 12 / 26 / 92

HEIGHT: 6'1"

WEIGHT: 188

NFL EXP: ROOKIE

ACQUIRED: PS '18

TAVEZE CALHOUN - NFL REGULAR SEASON STATISTICS

[illegible]

2018 GAME-BY-GAME REGULAR SEASON STATISTICS (DOLPHINS/FALCONS)

[illegible]

UPDATED PLAYER BIOS

40

RYAN NEAL

DEFENSIVE BACK

(1ST ON FALCONS)



HOMETOWN: *MERRILLVILLE, IN*

COLLEGE: *SOUTHERN ILLINOIS*

BIRTHDATE:

12 / 24 / 95

HEIGHT:

6'3"

WEIGHT:

200

NFL EXP:

ROOKIE

ACQUIRED:

FA '18

RYAN NEAL - NFL REGULAR SEASON STATISTICS

		TACKLES										INTERCEPTIONS					FUMBLES					ST				MISC			
DATE	TEAM	GP	GS	TK	S	A	TFL	YDS	SK	YDS	QBH	NO	YDS	LG	TD	PD	FF	FR	YDS	TK	S	A	FF	FR	S	A			
2018	Falcons	0	0	0	0	0	0	0	0.0	0.0	0	0	0	0	0	0	0	0	0	0	0	0	0	0	0	0			
NFL TOTALS		0	0	0	0	0	0	0	0.0	0.0	0	0	0	0	0	0	0	0	0	0	0	0	0	0	0	0			

2018 GAME-BY-GAME REGULAR SEASON STATISTICS (FALCONS)

		TACKLES								INTERCEPTIONS					FUMBLES			ST				MISC				
DATE	OPPONENT	TK	S	A	SK	YDS	TFL	YDS	QBH	NO	YDS	LG	TD	PD	FF	FR	YDS	TK	S	A	FF	FR	S	A	W/L	SCORE
09/06	at Eagles																								L	12-18
09/16	PANTHERS																								W	31-24
09/23	SAINTS																								L	37-43+
09/30	BENGALS																								L	36-37
10/07	at Steelers																								L	17-41
10/14	BUCCANEERS																								W	34-29
10/22	GIANTS																								W	23-20
11/04	at Redskins																								W	38-14
11/11	at Browns																								L	16-28
11/18	COWBOYS																								L	19-22
2018 TOTALS		0	0	0	0.0	0.0	0	0	0	0	0	0	0	0	0	0	0	0	0	0	0	0	0	0	0	4-6

+ - Overtime

47

SHARROD NEASMAN

SAFETY

(1ST YEAR WITH FALCONS)



HOMETOWN: *PALMETTO, FL*

COLLEGE: *FLORIDA ATLANTIC*

BIRTHDATE:

10 / 14 / 91

HEIGHT:

6'0"

WEIGHT:

198

NFL EXP:

1 YRS

ACQUIRED:

FA '18

UPDATED PLAYER BIOS

SHARROD NEASMAN - NFL REGULAR SEASON STATISTICS

DATE	TEAM	GP	GS	TK	S	A	TACKLES				YDS	QBH	NO	INTERCEPTIONS				PD	FF	FUMBLES			YDS	TK	ST				MISC		
							TFL	YDS	SK	YDS				YDS	LG	TD	FR			YDS	TK	S	A	FF	FR	S	A	FF	FR	S	A
2018	Falcons	6	0	11	8	3	0	0	0.0	0.0	0	0	0	0	0	0	0	2	0	0	0	2	2	0	0	0	0	0	0	0	0
Went from Saints to Falcons.																															
2018	Saints	0	0	0	0	0	0	0	0.0	0.0	0	0	0	0	0	0	0	0	0	0	0	0	0	0	0	0	0	0	0	0	0
2017	Falcons	11	0	1	1	0	0	0	0.0	0.0	0	0	0	0	0	0	0	0	0	0	0	1	1	0	0	0	0	0	0	0	0
2016	Falcons	3	0	3	2	1	0	0	0.0	0.0	0	0	0	0	0	0	0	0	0	0	0	0	0	0	0	0	0	0	0	0	0
NFL TOTALS		20	0	15	11	4	0	0	0.0	0.0	0	0	0	0	0	0	0	2	0	0	0	3	3	0	0	0	0	0	0	0	0

SHARROD NEASMAN - NFL POSTSEASON STATISTICS

TACKLES														INTERCEPTIONS					FUMBLES					ST				MISC			
DATE	TEAM	GP	GS	TK	S	A	TFL	YDS	SK	YDS	QBH	NO	YDS	LG	TD	PD	FF	FR	YDS	TK	S	A	FF	FR	S	A					
2017	Falcons	2	0	0	0	0	0	0	0.0	0.0	0	0	0	0	0	0	0	0	0	0	0	0	0	0	0	0					
2016	Falcons	3	0	0	0	0	0	0	0.0	0.0	0	0	0	0	0	0	0	0	0	1	1	0	0	0	0	0					
NFL TOTALS		5	0	0	0	0	0	0	0.0	0.0	0	0	0	0	0	0	0	0	0	1	1	0	0	0	0	0					

2018 GAME-BY-GAME REGULAR SEASON STATISTICS (SAINTS/FALCONS)

TACKLES										INTERCEPTIONS					FUMBLES			ST				MISC				
DATE	OPPONENT	TK	S	A	SK	YDS	TFL	YDS	QBH	NO	YDS	LG	TD	PD	FF	FR	YDS	TK	S	A	FF	FR	S	A	W/L	SCORE
09/23	at Falcons	DID NOT PLAY																						W	43-37	
Went from Saints to Falcons.																										
09/30	BENGALS	INACTIVE																						L	36-37	
10/07	at Steelers	P	0	0	0	0.0	0.0	0	0	0	0	0	0	0	0	0	0	0	0	0	0	0	0	0	L	17-41
10/14	BUCCANEERS	P	0	0	0	0.0	0.0	0	0	0	0	0	0	0	0	0	0	0	0	0	0	0	0	0	W	34-29
10/22	GIANTS	P	3	3	0	0.0	0.0	0	0	0	0	0	0	0	0	0	0	1	1	0	0	0	0	0	W	23-20
11/04	at Redskins	P	4	3	1	0.0	0.0	0	0	0	0	0	0	2	0	0	0	0	0	0	0	0	0	0	W	38-14
11/11	at Browns	P	1	1	0	0.0	0.0	0	0	0	0	0	0	0	0	0	0	1	1	0	0	0	0	0	L	16-28
11/18	COWBOYS	P	3	1	2	0.0	0.0	0	0	0	0	0	0	0	0	0	0	0	0	0	0	0	0	0	L	19-22
2018 TOTALS	6-0	11	8	3	0.0	0.0	0	0	0	0	0	0	0	2	0	0	0	2	2	0	0	0	0	0	4-4	


+ - Overtime

42

DUKE RILEY

LINEBACKER

(2ND YEAR WITH FALCONS)



HOMETOWN: BURAS, LA

COLLEGE: LSU

BIRTHDATE:
08/09/94

HEIGHT:
6'1"

WEIGHT:
230

NFL EXP:
2 YRS

ACQUIRED:
03/17

DUKE RILEY - NFL REGULAR SEASON STATISTICS

DATE	TEAM	GP	GS	TK	S	A	TACKLES				YDS	QBH	NO	INTERCEPTIONS				PD	FF	FUMBLES			YDS	TK	ST				MISC		
							TFL	YDS	SK	YDS				YDS	LG	TD	FR			YDS	TK	S	A	FF	FR	S	A	FF	FR	S	A
2018	Falcons	10	9	53	33	20	2	4	0.0	0.0	1	0	0	0	0	0	2	0	0	0	0	1	0	1	0	0	0	0	0	0	0
2017	Falcons	12	6	24	12	12	0	0	0.0	0.0	0	0	0	0	0	0	0	0	0	0	6	3	3	0	0	0	0	0	0	0	0
NFL TOTALS		22	15	77	45	32	2	4	0.0	0.0	1	0	0	0	0	0	2	0	0	0	0	7	3	4	0	0	0	0	0	0	0

UPDATED PLAYER BIOS

DUKE RILEY - NFL POSTSEASON STATISTICS

TACKLES													INTERCEPTIONS				FUMBLES				ST				MISC	
DATE	TEAM	GP	GS	TK	S	A	TFL	YDS	SK	YDS	QBH	NO	YDS	LG	TD	PD	FF	FR	YDS	TK	S	A	FF	FR	S	A
2017	Falcons	2	0	2	2	0	0	0	0.0	0.0	0	0	0	0	0	0	0	0	0	0	1	1	0	0	0	0
NFL TOTALS		2	0	2	2	0	0	0	0.0	0.0	0	0	0	0	0	0	0	0	0	0	1	1	0	0	0	0

2018 GAME-BY-GAME REGULAR SEASON STATISTICS (FALCONS)

TACKLES										INTERCEPTIONS					FUMBLES			ST				MISC				
DATE	OPPONENT	TK	S	A	SK	YDS	TFL	YDS	QBH	NO	YDS	LG	TD	PD	FF	FR	YDS	TK	S	A	FF	FR	S	A	W/L	SCORE
09/06	at Eagles	P	1	1	0	0.0	0.0	0	0	1	0	0	0	0	0	0	0	1	0	1	0	0	0	0	L	12-18
09/16	PANTHERS	S	9	6	3	0.0	0.0	0	0	1	0	0	0	0	0	0	0	1	0	1	0	0	0	0	W	31-24
09/23	SAINTS	S	13	9	4	0.0	0.0	0	0	0	0	0	0	0	0	0	0	0	0	0	0	0	0	0	L	37-43+
09/30	BENGALS	S	5	3	2	0.0	0.0	1	3	0	0	0	0	0	0	0	0	0	0	0	0	0	0	0	L	36-37
10/07	at Steelers	S	4	3	1	0.0	0.0	0	0	0	0	0	0	0	0	0	0	0	0	0	0	0	0	0	L	17-41
10/14	BUCCANEERS	S	4	3	1	0.0	0.0	0	0	0	0	0	0	1	0	0	0	0	0	0	0	0	0	0	W	34-29
10/22	GIANTS	S	3	1	2	0.0	0.0	1	1	0	0	0	0	0	0	0	0	0	0	0	0	0	0	0	W	23-20
11/04	at Redskins	S	4	2	2	0.0	0.0	0	0	0	0	0	0	0	0	0	0	0	0	0	0	0	0	0	W	38-14
11/11	at Browns	S	4	2	2	0.0	0.0	0	0	0	0	0	0	0	0	0	0	0	0	0	0	0	0	0	L	16-28
11/18	COWBOYS	S	6	3	3	0.0	0.0	0	0	0	0	0	0	0	0	0	0	0	0	0	0	0	0	0	L	19-22
2018 TOTALS		10-9	53	33	20	0.0	0.0	2	4	1	0	0	0	2	0	0	0	1	0	1	0	0	0	0	4-6	

+ - Overtime

44

VIC BEASLEY JR.

OUTSIDE LINEBACKER

(4TH YEAR WITH FALCONS)

HOMETOWN: ADAIRSVILLE, GA

COLLEGE: CLEMSON

BIRTHDATE: 07 / 08 / 92

HEIGHT: 6'3"

WEIGHT: 246

NFL EXP: 4 YRS

ACQUIRED: 01 '15

VIC BEASLEY JR. - NFL REGULAR SEASON STATISTICS

TACKLES													INTERCEPTIONS				FUMBLES				ST				MISC		
DATE	TEAM	GP	GS	TK	S	A	TFL	YDS	SK	YDS	QBH	NO	YDS	LG	TD	PD	FF	FR	YDS	TK	S	A	FF	FR	S	A	
2018	Falcons	10	7	10	8	2	3	22	3.0	22.0	6	0	0	0	0	1	0	0	0	0	0	0	0	0	0	0	
2017	Falcons	14	8	29	23	6	8	35	5.0	36.0	5	0	0	0	0	2	1	0	0	0	0	0	0	0	0	0	
2016	Falcons	16	12	39	32	7	11	50	15.5	93.0	16	0	0	0	0	2	6	1	21	0	0	0	0	0	0	0	
2015	Falcons	16	16	26	20	6	2	22	4.0	35.0	5	1	0	0	0	3	2	0	0	0	0	0	0	0	0	0	
NFL TOTALS		56	43	104	83	21	24	129	27.5	186.0	32	1	0	0	0	8	9	1	21	0	0	0	0	0	0	0	

VIC BEASLEY JR. - NFL POSTSEASON STATISTICS

TACKLES													INTERCEPTIONS				FUMBLES				ST				MISC			
DATE	TEAM	GP	GS	TK	S	A	TFL	YDS	SK	YDS	QBH	NO	YDS	LG	TD	PD	FF	FR	YDS	TK	S	A	FF	FR	S	A		
2017	Falcons	2	2	6	5	1	1	1	1.0	1.0	1	0	0	0	0	1	0	0	0	0	0	0	0	0	0	0		
2016	Falcons	3	2	2	0	2	0	0	0.0	0.0	1	0	0	0	0	2	0	0	0	0	0	0	0	0	0	0		
NFL TOTALS		5	4	8	5	3	1	1	1.0	1.0	2	0	0	0	0	3	0	0	0	0	0	0	0	0	0	0		

UPDATED PLAYER BIOS

2018 GAME-BY-GAME REGULAR SEASON STATISTICS (FALCONS)

			TACKLES							INTERCEPTIONS					FUMBLES			ST				MISC					
DATE	OPPONENT		TK	S	A	SK	YDS	TFL	YDS	QBH	NO	YDS	LG	TD	PD	FF	FR	YDS	TK	S	A	FF	FR	S	A	W/L	SCORE
09/06 at Eagles	S		1	1	0	0.0	0.0	0	0	0	0	0	0	0	0	0	0	0	0	0	0	0	0	0	0	L	12-18
09/16 PANTHERS	S		2	0	2	0.0	0.0	0	0	0	0	0	0	0	0	0	0	0	0	0	0	0	0	0	0	W	31-24
09/23 SAINTS	S		2	2	0	1.0	5.0	1	5	1	0	0	0	0	0	0	0	0	0	0	0	0	0	0	0	L	37-43+
09/30 BENGALS	S		1	1	0	0.0	0.0	0	0	0	0	0	0	0	1	0	0	0	0	0	0	0	0	0	0	L	36-37
10/07 at Steelers	P		0	0	0	0.0	0.0	0	0	2	0	0	0	0	0	0	0	0	0	0	0	0	0	0	0	L	17-41
10/14 BUCCANEERS	S		0	0	0	0.0	0.0	0	0	0	0	0	0	0	0	0	0	0	0	0	0	0	0	0	0	W	34-29
10/22 GIANTS	S		1	1	0	0.0	0.0	0	0	0	0	0	0	0	0	0	0	0	0	0	0	0	0	0	0	W	23-20
11/04 at Redskins	S		0	0	0	0.0	0.0	0	0	1	0	0	0	0	0	0	0	0	0	0	0	0	0	0	0	W	38-14
11/11 at Browns	P		0	0	0	0.0	0.0	0	0	0	0	0	0	0	0	0	0	0	0	0	0	0	0	0	0	L	16-28
11/18 COWBOYS	P		3	3	0	2.0	17.0	2	17	2	0	0	0	0	0	0	0	0	0	0	0	0	0	0	0	L	19-22
2018 TOTALS	10-7		10	8	2	3.0	22.0	3	22	6	0	0	0	0	1	0	0	0	0	0	0	0	0	0	0	4-6	


+ = Overtime

45

DEION JONES

LINEBACKER

(3RD YEAR WITH FALCONS)



HOMETOWN: *NEW ORLEANS, LA*

COLLEGE: *LOUISIANA STATE*

BIRTHDATE:
11/04/94

HEIGHT:
6'1"

WEIGHT:
227

NFL EXP:
3 YRS

ACQUIRED:
02 '16

DEION JONES - NFL REGULAR SEASON STATISTICS

TACKLES														INTERCEPTIONS						FUMBLES						ST				MISC			
DATE	TEAM	GP	GS	TK	S	A	TFL	YDS	SK	YDS	QBH	NO	YDS	LG	TD	PD	FF	FR	YDS	TK	S	A	FF	FR	S	A							
2018	Falcons	1	1	9	4	5	0	0	0.0	0.0	0	1	20	20	0	2	0	0	0	0	0	0	0	0	0	0							
2017	Falcons	16	16	138	91	47	10	19	1.0	0.0	0	3	42	41	0	10	0	0	0	0	0	0	0	0	0	0							
2016	Falcons	15	13	106	75	31	4	3	0.0	0.0	2	3	165	90t	2	11	1	0	0	2	0	2	0	0	0	0							
NFL TOTALS		32	30	253	170	83	14	22	1.0	0.0	2	7	227	90t	2	23	1	0	0	2	0	2	0	0	0	0							

DEION JONES - NFL POSTSEASON STATISTICS

		TACKLES										INTERCEPTIONS					FUMBLES					ST				MISC			
DATE	TEAM	GP	GS	TK	S	A	TFL	YDS	SK	YDS	QBH	NO	YDS	LG	TD	PD	FF	FR	YDS	TK	S	A	FF	FR	S	A			
2017	Falcons	2	2	13	9	4	1	5	0.0	0.0	0	0	0	0	0	1	0	0	0	0	0	0	0	0	0	0			
2016	Falcons	3	3	20	15	5	2	3	0.0	0.0	1	1	28	28	0	3	1	0	0	0	0	0	0	0	0	0			
NFL TOTALS		5	5	33	24	9	3	8	0.0	0.0	1	1	28	28	0	4	1	0	0	0	0	0	0	0	0	0			

UPDATED PLAYER BIOS


2018 GAME-BY-GAME REGULAR SEASON STATISTICS (FALCONS)

			TACKLES								INTERCEPTIONS					FUMBLES			ST				MISC				
DATE	OPPONENT		TK	S	A	SK	YDS	TFL	YDS	QBH	NO	YDS	LG	TD	PD	FF	FR	YDS	TK	S	A	FF	FR	S	A	W/L	SCORE
09/06	at Eagles	S	9	4	5	0.0	0.0	0	0	0	1	20	20	0	2	0	0	0	0	0	0	0	0	0	0	L	12-18
09/16	PANTHERS										INJURED RESERVE															W	31-24
09/23	SAINTS										INJURED RESERVE															L	37-43+
09/30	BENGALS										INJURED RESERVE															L	36-37
10/07	at Steelers										INJURED RESERVE															L	17-41
10/14	BUCCANEERS										INJURED RESERVE															W	34-29
10/22	GIANTS										INJURED RESERVE															W	23-20
11/04	at Redskins										INJURED RESERVE															W	38-14
11/11	at Browns										INJURED RESERVE															L	16-28
11/18	COWBOYS										ON INACTIVE LIST															L	19-22
2018 TOTALS	I-1		9	4	5	0.0	0.0	0	0	0	1	20	20	0	2	0	0	0	0	0	0	0	0	0	0	4-6	

† - Overtime

47

JOSH HARRIS
 LONG SNAPPER
 (7TH YEAR WITH FALCONS)



HOMETOWN: CARROLLTON, GA

COLLEGE: AUBURN

BIRTHDATE: 04/27/89

HEIGHT: 6'1"

WEIGHT: 224

NFL EXP: 7 YRS

ACQUIRED: CFA '12


2018 GAME-BY-GAME REGULAR SEASON STATISTICS (FALCONS)

DATE	OPPONENT		W/L	SCORE
09/06	at Eagles	INACTIVE	L	12-18
09/16	PANTHERS	P	W	31-24
09/23	SAINTS	P	L	37-43+
09/30	BENGALS	P	L	36-37
10/07	at Steelers	P	L	17-41
10/14	BUCCANEERS	P	W	34-29
10/22	GIANTS	P	W	23-20
11/04	at Redskins	P	W	38-14
11/11	at Browns	P	L	16-28
11/18	COWBOYS	P	L	19-22
2018 TOTALS		9	4-6	

† - Overtime

50

BROOKS REED
 DEFENSIVE END
 (4TH YEAR WITH FALCONS)



HOMETOWN: TUCSON, AZ

COLLEGE: ARIZONA

BIRTHDATE: 02/28/87

HEIGHT: 6'3"

WEIGHT: 254

NFL EXP: 8 YRS

ACQUIRED: FA '15

UPDATED PLAYER BIOS

BROOKS REED - NFL REGULAR SEASON STATISTICS

TACKLES										INTERCEPTIONS						FUMBLES						ST				MISC			
DATE	TEAM	GP	GS	TK	S	A	TFL	YDS	SK	YDS	QBH	NO	YDS	LG	TD	PD	FF	FR	YDS	TK	S	A	FF	FR	S	A			
2018	Falcons	10	4	16	9	7	0	0	1.0	0.0	4	0	0	0	0	0	1	0	0	0	0	0	0	0	0	0			
2017	Falcons	16	14	39	22	17	6	45	4.0	41.0	7	0	0	0	0	0	0	1	0	0	2	1	1	0	0	0	0		
2016	Falcons	15	7	21	14	7	2	6	2.0	12.0	7	0	0	0	0	1	1	0	0	4	3	1	0	0	0	0			
2015	Falcons	13	5	17	10	7	2	4	0.0	0.0	2	0	0	0	0	0	0	0	0	0	0	0	0	0	0	0			
2014	Texans	16	13	41	25	16	5	28	3.0	19.0	10	1	5	5	0	4	0	0	0	0	0	0	0	0	0	0			
2013	Texans	16	16	56	43	13	9	43	3.0	17.0	6	0	0	0	0	0	0	0	0	0	0	0	0	0	0	0			
2012	Texans	12	12	27	19	8	4	0	2.5	11.5	7	0	0	0	0	3	1	0	0	0	0	0	0	0	0	0			
2011	Texans	16	11	44	30	14	7	3	6.0	36.0	11	0	0	0	0	3	0	2	0	1	1	0	0	0	0	0			
NFL TOTALS		114	82	261	172	89	35	129	21.5	136.5	54	1	5	5	0	11	3	2	0	7	5	2	0	0	0	0			


BROOKS REED - NFL POSTSEASON STATISTICS

TACKLES										INTERCEPTIONS					FUMBLES					ST				MISC		
DATE	TEAM	GP	GS	TK	S	A	TFL	YDS	SK	YDS	QBH	NO	YDS	LG	TD	PD	FF	FR	YDS	TK	S	A	FF	FR	S	A
2017	Falcons	2	0	3	3	0	0	0	0.0	0.0	1	0	0	0	0	0	0	0	0	0	0	0	0	0	0	0
2016	Falcons	3	1	7	6	1	2	8	1.0	7.0	1	0	0	0	0	0	0	0	0	0	0	0	0	0	0	0
2012	Texans	2	2	6	4	2	0	0	1.5	4.5	2	0	0	0	0	0	0	0	0	0	0	0	0	0	0	0
2011	Texans	2	2	13	9	4	2	0	3.5	23.0	3	0	0	0	0	0	1	0	0	0	0	0	0	0	0	0
NFL TOTALS		9	5	29	22	7	4	8	6.0	34.5	7	0	0	0	0	0	1	0	0	0	0	0	0	0	0	0

2018 GAME-BY-GAME REGULAR SEASON STATISTICS (FALCONS)

TACKLES										INTERCEPTIONS				FUMBLES			ST				MISC					
DATE	OPPONENT	TK	S	A	SK	YDS	TFL	YDS	QBH	NO	YDS	LG	TD	PD	FF	FR	YDS	TK	S	A	FF	FR	S	A	W/L	SCORE
09/06	at Eagles	P	1	0	1	0.0	0.0	0	0	0	0	0	0	0	0	0	0	0	0	0	0	0	0	0	L	12-18
09/16	PANTHERS	P	1	0	1	0.0	0.0	0	0	0	0	0	0	0	0	0	0	0	0	0	0	0	0	0	W	31-24
09/23	SAINTS	S	0	0	0	0.0	0.0	0	0	0	0	0	0	0	0	0	0	0	0	0	0	0	0	0	L	37-43+
09/30	BENGALS	P	1	1	0	0.0	0.0	0	0	0	0	0	0	0	0	0	0	0	0	0	0	0	0	0	L	36-37
10/07	at Steelers	S	6	5	1	0.0	0.0	0	0	1	0	0	0	0	0	0	0	0	0	0	0	0	0	0	L	17-41
10/14	BUCCANEERS	P	1	1	0	1.0	0.0	0	0	1	0	0	0	0	0	0	0	0	0	0	0	0	0	0	W	34-29
10/22	GIANTS	P	3	0	3	0.0	0.0	0	0	0	0	0	0	0	0	0	0	0	0	0	0	0	0	0	W	23-20
11/04	at Redskins	P	0	0	0	0.0	0.0	0	0	1	0	0	0	0	0	0	0	0	0	0	0	0	0	0	W	38-14
11/11	at Browns	S	2	2	0	0.0	0.0	0	0	0	0	0	0	0	1	0	0	0	0	0	0	0	0	0	L	16-28
11/18	COWBOYS	S	1	0	1	0.0	0.0	0	0	1	0	0	0	0	0	0	0	0	0	0	0	0	0	0	L	19-22
2018 TOTALS		10-4	16	9	7	1.0	0.0	0	0	4	0	0	0	0	1	0	0	0	0	0	0	0	0	0	4-6	


+ - Overtime



ALEX MACK

CENTER

(3RD YEAR WITH FALCONS)



HOMETOWN: SANTA BARBARA, CA

COLLEGE: CALIFORNIA

BIRTHDATE: 11/19/85

HEIGHT: 6'4"

WEIGHT: 311

NFL EXP: 10 YRS

ACQUIRED: FA '16

UPDATED PLAYER BIOS

ALEX MACK - NFL REGULAR SEASON STATISTICS

DATE	TEAM	GP	GS
2018	Falcons	10	10
2017	Falcons	16	16
2016	Falcons	16	16
2015	Browns	16	16
2014	Browns	5	5
2013	Browns	16	16
2012	Browns	16	16
2011	Browns	16	16
2010	Browns	16	16
2009	Browns	16	16
NFL TOTALS		143	143

ALEX MACK - NFL POSTSEASON STATISTICS

DATE	TEAM	GP	GS
2017	Falcons	2	2
2016	Falcons	3	3
NFL TOTALS		5	5

2018 GAME-BY-GAME REGULAR SEASON STATISTICS (FALCONS)

DATE	OPPONENT	P/S	W/L	SCORE
09/06	at Eagles	S	L	12-18
09/16	PANTHERS	S	W	31-24
09/23	SAINTS	S	L	37-43+
09/30	BENGALS	S	L	36-37
10/07	at Steelers	S	L	17-41
10/14	BUCCANEERS	S	W	34-29
10/22	GIANTS	S	W	23-20
11/04	at Redskins	S	W	38-14
11/11	at Browns	S	L	16-28
11/18	COWBOYS	S	L	19-22
2018 TOTALS		10-10	4-6	

+ - Overtime

52

BRUCE IRVIN

DEFENSIVE END

(1ST YEAR WITH FALCONS)



HOMETOWN: ATLANTA, GA

COLLEGE: WEST VIRGINIA

BIRTHDATE:
11/01/87

HEIGHT:
6'3"

WEIGHT:
250

NFL EXP:
7 YRS

ACQUIRED:
FA '18

UPDATED PLAYER BIOS

BRUCE IRVIN - NFL REGULAR SEASON STATISTICS

TACKLES										INTERCEPTIONS						FUMBLES						ST				MISC		
DATE	TEAM	GP	GS	TK	S	A	TFL	YDS	SK	YDS	QBH	NO	YDS	LG	TD	PD	FF	FR	YDS	TK	S	A	FF	FR	S	A		
2018	Falcons	2	0	4	3	1	0	0	0.0	0.0	0	0	0	0	0	0	0	0	0	0	0	0	0	0	0	0		
Went from Raiders to Falcons.																												
2018	Raiders	8	6	6	6	0	3	19	3.0	26.0	4	0	0	0	0	0	1	0	0	0	0	0	0	0	0	0		
2017	Raiders	16	16	58	38	20	14	43	8.0	30.5	12	0	0	0	0	3	4	0	0	0	0	0	0	0	0	0		
2016	Raiders	16	16	57	47	10	9	33	7.0	37.0	25	0	0	0	0	1	6	0	0	0	0	0	0	0	0	0		
2015	Seahawks	15	12	38	22	16	8	44	5.5	42.5	14	0	0	0	0	2	1	1	1	0	0	0	0	0	0	0		
2014	Seahawks	15	13	38	24	14	9	52	6.5	45.5	12	2	84	49t	2	3	1	0	0	0	0	0	0	0	0	0		
2013	Seahawks	12	12	40	31	9	2	13	2.0	16.0	4	1	8	8	0	2	1	0	0	0	0	0	0	0	0	0		
2012	Seahawks	16	0	16	10	6	6	24	8.0	60.0	19	0	0	0	0	0	1	1	35	0	0	0	0	0	0	0		
NFL TOTALS		100	75	257	181	76	51	228	40.0	257.5	90	3	92	49t	2	11	15	2	36	0	0	0	0	0	0	0		

BRUCE IRVIN - NFL POSTSEASON STATISTICS

TACKLES										INTERCEPTIONS					FUMBLES					ST				MISC		
DATE	TEAM	GP	GS	TK	S	A	TFL	YDS	SK	YDS	QBH	NO	YDS	LG	TD	PD	FF	FR	YDS	TK	S	A	FF	FR	S	A
2016	Raiders	1	1	5	3	2	0	0	0.0	0.0	0	0	0	0	0	0	0	0	0	0	0	0	0	0	0	0
2015	Seahawks	2	2	5	3	2	0	0	0.5	3.0	1	0	0	0	0	0	0	0	0	0	0	0	0	0	0	0
2014	Seahawks	3	3	6	4	2	2	16	2.0	16.0	6	0	0	0	0	0	0	0	0	0	0	0	0	0	0	0
2013	Seahawks	3	2	5	5	0	0	0	0.0	0.0	0	0	0	0	0	0	0	0	0	0	0	0	0	0	0	0
2012	Seahawks	2	1	2	2	0	1	0	1.0	12.0	2	0	0	0	0	1	0	0	0	0	0	0	0	0	0	0
NFL TOTALS		11	9	23	17	6	3	16	3.5	31.0	9	0	0	0	0	1	0	0	0	0	0	0	0	0	0	0

2018 GAME-BY-GAME REGULAR SEASON STATISTICS (RAIDERS/FALCONS)

		TACKLES									INTERCEPTIONS					FUMBLES			ST				MISC				
DATE	OPPONENT	TK	S	A	SK	YDS	TFL	YDS	QBH	NO	YDS	LG	TD	PD	FF	FR	YDS	TK	S	A	FF	FR	S	A	W/L	SCORE	
09/10	RAMS	S	1	1	0	1.0	8.0	0	0	1	0	0	0	0	0	1	0	0	0	0	0	0	0	0	L	13-33	
09/16	at Broncos	S	1	1	0	0.0	0.0	1	1	1	0	0	0	0	0	0	0	0	0	0	0	0	0	0	L	19-20	
09/23	at Dolphins	S	1	1	0	0.0	0.0	0	0	0	0	0	0	0	0	0	0	0	0	0	0	0	0	0	L	20-28	
09/30	BROWNS	S	1	1	0	1.0	12.0	1	12	1	0	0	0	0	0	0	0	0	0	0	0	0	0	0	W	45-42+	
10/07	at Chargers	S	1	1	0	1.0	6.0	1	6	1	0	0	0	0	0	0	0	0	0	0	0	0	0	0	L	10-26	
10/14	SEAHAWKS	S	1	1	0	0.0	0.0	0	0	0	0	0	0	0	0	0	0	0	0	0	0	0	0	0	L	3-27	
10/28	COLTS	P	0	0	0	0.0	0.0	0	0	0	0	0	0	0	0	0	0	0	0	0	0	0	0	0	L	28-42	
11/01	at 49ers	P	0	0	0	0.0	0.0	0	0	0	0	0	0	0	0	0	0	0	0	0	0	0	0	0	L	3-34	
Went from Raiders to Falcons.																											
11/11	at Browns	P	2	2	0	0.0	0.0	0	0	0	0	0	0	0	0	0	0	0	0	0	0	0	0	0	L	16-28	
11/18	COWBOYS	P	2	1	1	0.0	0.0	0	0	0	0	0	0	0	0	0	0	0	0	0	0	0	0	0	L	19-22	
2018 TOTALS		10-6	10	9	1	3.0	26.0	3	19	4	0	0	0	0	0	1	0	0	0	0	0	0	0	0	0	1-9	

+ - Overtime

53

JERMAINE GRACE

LINEBACKER

(1ST YEAR WITH FALCONS)



HOMETOWN: *MIAMI GARDENS, FL*

COLLEGE: *MIAMI*

BIRTHDATE:

11/08/93

HEIGHT:

6'1"

WEIGHT:

223

NFL EXP:

1 YRS

ACQUIRED:

PS '18

UPDATED PLAYER BIOS

JERMAINE GRACE - NFL REGULAR SEASON STATISTICS

		TACKLES									INTERCEPTIONS					FUMBLES					ST				MISC		
DATE	TEAM	GP	GS	TK	S	A	TFL	YDS	SK	YDS	QBH	NO	YDS	LG	TD	PD	FF	FR	YDS	TK	S	A	FF	FR	S	A	
2018	Falcons	0	0	0	0	0	0	0	0.0	0.0	0	0	0	0	0	0	0	0	0	0	0	0	0	0	0	0	
Went from Seahawks to Falcons .																											
2018	Seahawks	1	0	0	0	0	0	0	0.0	0.0	0	0	0	0	0	0	0	0	0	0	0	0	0	0	0	0	
Went from Browns to Seahawks .																											
2018	Browns	0	0	0	0	0	0	0	0.0	0.0	0	0	0	0	0	0	0	0	0	0	0	0	0	0	0	0	
2017	Colts	6	0	0	0	0	0	0	0.0	0.0	0	0	0	0	0	0	0	0	0	3	3	0	0	0	0	0	
Went from Falcons to Colts .																											
2017	Falcons	5	0	0	0	0	0	0	0.0	0.0	0	0	0	0	0	0	0	0	0	0	0	0	0	0	0	0	
NFL TOTALS		12	0	0	0	0	0	0	0.0	0.0	0	0	0	0	0	0	0	0	0	0	3	3	0	0	0	0	

2018 GAME-BY-GAME REGULAR SEASON STATISTICS (BROWNS/SEAHAWKS/FALCONS)

		TACKLES							INTERCEPTIONS					FUMBLES			ST				MISC					
DATE	OPPONENT	TK	S	A	SK	YDS	TFL	YDS	QBH	NO	YDS	LG	TD	PD	FF	FR	YDS	TK	S	A	FF	FR	S	A	W/L	SCORE
09/09	STEELERS	DID NOT PLAY																						L	21-21	
		Went from Browns to Seahawks .																								
09/17	at Bears	DID NOT PLAY																						L	17-24	
		Went from Seahawks to Falcons .																								
10/22	GIANTS	PRACTICE SQUAD																						W	23-20	
11/04	at Redskins	PRACTICE SQUAD																						W	38-14	
11/11	at Browns	PRACTICE SQUAD																						L	16-28	
11/18	COWBOYS	PRACTICE SQUAD																						L	19-22	
2018 TOTALS		0	0	0	0.0	0.0	0	0	0	0	0	0	0	0	0	0	0	0	0	0	0	0	0	0	2-4	

54

FOYESADE OLUOKUN
MIDDLE LINEBACKER
(1ST ON FALCONS)



HOMETOWN: *ST. LOUIS, MO*

COLLEGE: *YALE*

BIRTHDATE:
08 / 02 / 95

HEIGHT:
6'2"

WEIGHT:
215

NFL EXP:
ROOKIE

ACQUIRED:
06B '18

FOYESADE OLUOKUN - NFL REGULAR SEASON STATISTICS


TACKLES										INTERCEPTIONS					FUMBLES					ST			MISC			
DATE	TEAM	GP	GS	TK	S	A	TFL	YDS	SK	YDS	QBH	NO	YDS	LG	TD	PD	FF	FR	YDS	TK	S	A	FF	FR	S	A
2018	Falcons	10	3	50	33	17	1	1	0.0	0.0	2	0	0	0	0	0	0	0	0	2	1	1	0	0	0	0
NFL TOTALS		10	3	50	33	17	1	1	0.0	0.0	2	0	0	0	0	0	0	0	0	2	1	1	0	0	0	0

UPDATED PLAYER BIOS


2018 GAME-BY-GAME REGULAR SEASON STATISTICS (FALCONS)

			TACKLES							INTERCEPTIONS					FUMBLES			ST				MISC						
DATE	OPPONENT		TK	S	A	SK	YDS	TFL	YDS	QBH	NO	YDS	LG	TD	PD	FF	FR	YDS	TK	S	A	FF	FR	S	A	W/L	SCORE	
09/06	at Eagles	P	0	0	0	0.0	0.0	0	0	0	0	0	0	0	0	0	0	0	1	1	0	0	0	0	0	0	L	12-18
09/16	PANTHERS	P	4	2	2	0.0	0.0	0	0	0	0	0	0	0	0	0	0	0	0	0	0	0	0	0	0	0	W	31-24
09/23	SAINTS	P	4	4	0	0.0	0.0	0	0	0	0	0	0	0	0	0	0	0	0	0	0	0	0	0	0	0	L	37-43+
09/30	BENGALS	P	3	2	1	0.0	0.0	0	0	0	0	0	0	0	0	0	0	0	0	0	0	0	0	0	0	0	L	36-37
10/07	at Steelers	S	5	2	3	0.0	0.0	0	0	0	0	0	0	0	0	0	0	0	0	0	0	0	0	0	0	0	L	17-41
10/14	BUCCANEERS	P	9	7	2	0.0	0.0	0	0	0	0	0	0	0	0	0	0	0	1	0	1	0	0	0	0	W	34-29	
10/22	GIANTS	P	6	3	3	0.0	0.0	0	0	1	0	0	0	0	0	0	0	0	0	0	0	0	0	0	0	W	23-20	
11/04	at Redskins	P	6	5	1	0.0	0.0	1	1	1	0	0	0	0	0	0	0	0	0	0	0	0	0	0	0	W	38-14	
11/11	at Browns	S	3	2	1	0.0	0.0	0	0	0	0	0	0	0	0	0	0	0	0	0	0	0	0	0	0	L	16-28	
11/18	COWBOYS	S	10	6	4	0.0	0.0	0	0	0	0	0	0	0	0	0	0	0	0	0	0	0	0	0	0	0	L	19-22
2018 TOTALS			10-3	50	33	17	0.0	0.0	1	1	2	0	0	0	0	0	0	0	0	2	1	1	0	0	0	0	4-6	

+ = Overtime



BRUCE CARTER
 LINEBACKER
(1ST ON FALCONS)



HOMETOWN: *HAVELOCK, NC*
COLLEGE: *NORTH CAROLINA*

BIRTHDATE:
02/19/88

HEIGHT:
6'2"

WEIGHT:
240

NFL EXP:
6 YRS

ACQUIRED:
FA '18

BRUCE CARTER - NFL REGULAR SEASON STATISTICS

		TACKLES										INTERCEPTIONS						FUMBLES						ST				MISC			
DATE	TEAM	GP	GS	TK	S	A	TFL	YDS	SK	YDS	QBH	NO	YDS	LG	TD	PD	FF	FR	YDS	TK	S	A	FF	FR	S	A					
2018	Falcons	7	0	13	10	3	0	0	0.0	0.0	0	0	0	0	0	0	0	0	0	5	4	1	0	0	0	0					
Went from Jets to Falcons .																															
2018	Jets	0	0	0	0	0	0	0	0.0	0.0	0	0	0	0	0	0	0	0	0	0	0	0	0	0	0	0					
2017	Jets	14	0	0	0	0	0	0	0.0	0.0	0	0	0	0	0	0	0	0	0	6	2	4	0	0	0	0					
2016	Jets	13	1	11	6	5	2	8	0.0	0.0	1	0	0	0	0	1	0	0	0	5	3	2	0	0	0	0					
2015	Buccaneers	14	3	39	25	14	3	24	2.0	23.0	4	0	0	0	0	2	0	0	8	5	3	0	0	0	0	0					
2014	Cowboys	13	8	67	47	20	5	15	1.0	9.0	3	5	72	35	1	8	0	0	0	1	1	0	0	0	0	0					
2013	Cowboys	15	13	96	73	23	5	29	2.0	11.0	4	0	0	0	0	3	0	0	0	0	0	0	0	0	0	0					
2012	Cowboys	11	11	70	51	19	9	0	0.0	0.0	2	0	0	0	0	2	0	0	0	0	0	0	0	0	0	0					
2011	Cowboys	10	0	2	1	1	0	0	0.0	0.0	0	0	0	0	0	1	1	0	0	6	4	2	0	0	0	0					
NFL TOTALS		97	36	298	213	85	24	76	5.0	43.0	14	5	72	35	1	17	0	0	0	31	19	12	0	0	0	0					

BRUCE CARTER - NFL POSTSEASON STATISTICS

		TACKLES										INTERCEPTIONS					FUMBLES					ST				MISC			
DATE	TEAM	GP	GS	TK	S	A	TFL	YDS	SK	YDS	QBH	NO	YDS	LG	TD	PD	FF	FR	YDS	TK	S	A	FF	FR	S	A			
2014	Cowboys	2	2	14	9	5	1	0	0.0	0.0	0	0	0	0	0	0	3	0	0	0	0	0	0	0	0	0			
NFL TOTALS		2	2	14	9	5	1	0	0.0	0.0	0	0	0	0	0	0	3	0	0	0	0	0	0	0	0	0			

UPDATED PLAYER BIOS

2018 GAME-BY-GAME REGULAR SEASON STATISTICS (JETS/FALCONS)

		TACKLES							INTERCEPTIONS					FUMBLES			ST				MISC					
DATE	OPPONENT	TK	S	A	SK	YDS	TFL	YDS	QBH	NO	YDS	LG	TD	PD	FF	FR	YDS	TK	S	A	FF	FR	S	A	W/L	SCORE
09/10	at Lions	NOT ON ROSTER																							W	48-17
09/16	DOLPHINS	NOT ON ROSTER																							L	12-20
09/20	at Browns	NOT ON ROSTER																							L	17-21
Went from Jets to Falcons .																										
09/30	BENGALS	P	0	0	0	0.0	0	0	0	0	0	0	0	0	0	0	0	0	0	0	0	0	0	0	L	36-37
10/07	at Steelers	P	1	0	1	0.0	0	0	0	0	0	0	0	0	0	0	0	1	1	0	0	0	0	0	L	17-41
10/14	BUCCANEERS	P	3	3	0	0.0	0	0	0	0	0	0	0	0	0	0	0	0	0	0	0	0	0	0	W	34-29
10/22	GIANTS	P	2	2	0	0.0	0	0	0	0	0	0	0	0	0	0	0	1	1	0	0	0	0	0	W	23-20
11/04	at Redskins	P	4	3	1	0.0	0	0	0	0	0	0	0	0	0	0	0	3	2	1	0	0	0	0	W	38-14
11/11	at Browns	P	1	1	0	0.0	0	0	0	0	0	0	0	0	0	0	0	0	0	0	0	0	0	0	L	16-28
11/18	COWBOYS	P	2	1	1	0.0	0	0	0	0	0	0	0	0	0	0	0	0	0	0	0	0	0	0	L	19-22
2018 TOTALS		7-0	13	10	3	0.0	0.0	0	0	0	0	0	0	0	0	0	0	5	4	1	0	0	0	0	4-6	

56

STEVEN MEANS

DEFENSIVE END

(1ST ON FALCONS)



HOMETOWN: *BUFFALO, NY*

COLLEGE: *BUFFALO*

BIRTHDATE:
09 / 16 / 90

HEIGHT:
6'3"

WEIGHT:
263

NFL EXP:
4 YRS

ACQUIRED:
FA '18

STEVEN MEANS - NFL REGULAR SEASON STATISTICS

		TACKLES										INTERCEPTIONS				FUMBLES				ST				MISC			
DATE	TEAM	GP	GS	TK	S	A	TFL	YDS	SK	YDS	QBH	NO	YDS	LG	TD	PD	FF	FR	YDS	TK	S	A	FF	FR	S	A	
2018	Falcons	4	1	2	1	1	0	0	0.0	0.0	0	0	0	0	0	0	0	0	0	0	0	0	0	0	0	0	
2017	Eagles	6	0	3	3	0	2	8	1.0	7.0	2	0	0	0	0	0	0	0	0	0	0	0	0	0	0	0	
2016	Eagles	8	0	3	2	1	0	0	1.0	5.0	0	0	0	0	0	0	1	0	0	0	0	0	0	0	0	0	
2015	Eagles	0	0	0	0	0	0	0	0.0	0.0	0	0	0	0	0	0	0	0	0	0	0	0	0	0	0	0	
2014	Ravens	0	0	0	0	0	0	0	0.0	0.0	0	0	0	0	0	0	0	0	0	0	0	0	0	0	0	0	
Went from Buccaneers to Ravens .																											
2014	Buccaneers	1	0	1	0	1	0	0	0.0	0.0	0	0	0	0	0	0	0	0	0	0	0	0	0	0	0	0	
2013	Buccaneers	10	0	5	3	2	0	0	0.0	0.0	2	0	0	0	0	0	0	0	0	0	0	0	0	0	0	0	
NFL TOTALS		29	1	14	9	5	2	8	2.0	12.0	4	0	0	0	0	0	1	0	0	0	0	0	0	0	0	0	

STEVEN MEANS - NFL POSTSEASON STATISTICS

		TACKLES										INTERCEPTIONS				FUMBLES				ST			MISC			
DATE	TEAM	GP	GS	TK	S	A	TFL	YDS	SK	YDS	QBH	NO	YDS	LG	TD	PD	FF	FR	YDS	TK	S	A	FF	FR	S	A
2017	Eagles	0	0	0	0	0	0	0	0.0	0.0	0	0	0	0	0	0	0	0	0	0	0	0	0	0	0	0
2014	Ravens	0	0	0	0	0	0	0	0.0	0.0	0	0	0	0	0	0	0	0	0	0	0	0	0	0	0	0
NFL TOTALS		0	0	0	0	0	0	0	0.0	0.0	0	0	0	0	0	0	0	0	0	0	0	0	0	0	0	0

UPDATED PLAYER BIOS


2018 GAME-BY-GAME REGULAR SEASON STATISTICS (FALCONS)

		TACKLES								INTERCEPTIONS					FUMBLES			ST				MISC					
DATE	OPPONENT	TK	S	A	SK	YDS	TFL	YDS	QBH	NO	YDS	LG	TD	PD	FF	FR	YDS	TK	S	A	FF	FR	S	A	W/L		
09/16	PANTHERS									INACTIVE																W	31-24
09/23	SAINTS	P	0	0	0	0.0	0.0	0	0	0	0	0	0	0	0	0	0	0	0	0	0	0	0	0	L	37-43+	
09/30	BENGALS	P	1	0	1	0.0	0.0	0	0	0	0	0	0	0	0	0	0	0	0	0	0	0	0	0	L	36-37	
10/07	at Steelers	S	1	1	0	0.0	0.0	0	0	0	0	0	0	0	0	0	0	0	0	0	0	0	0	0	L	17-41	
10/14	BUCCANEERS	P	0	0	0	0.0	0.0	0	0	0	0	0	0	0	0	0	0	0	0	0	0	0	0	0	W	34-29	
10/22	GIANTS									INACTIVE																W	23-20
11/04	at Redskins									INACTIVE																W	38-14
11/11	at Browns									INACTIVE																L	16-28
11/18	COWBOYS									ON INACTIVE LIST																L	19-22
2018 TOTALS	4-1	2	1	1	0.0	0.0	0	0	0	0	0	0	0	0	0	0	0	0	0	0	0	0	0	0	4-5		
+ - Overtime																											

+ - Overtime

59

DE'VONORE CAMPBELL
 LINEBACKER
 (3RD YEAR WITH FALCONS)



HOMETOWN: *FORT MYERS, FL*

COLLEGE: *MINNESOTA*

BIRTHDATE: **07/01/93**

HEIGHT: **6'4"**

WEIGHT: **232**

NFL EXP: **3 YRS**

ACQUIRED: **04'16**

DE'VONORE CAMPBELL - NFL REGULAR SEASON STATISTICS

DATE	TEAM	GP	GS	TACKLES								INTERCEPTIONS					FUMBLES			ST				MISC		
				TK	S	A	TFL	YDS	SK	YDS	QBH	NO	YDS	LG	TD	PD	FF	FR	YDS	TK	S	A	FF	FR	S	A
2018	Falcons	10	10	55	39	16	0	0	0.0	0.0	0	0	0	0	0	0	0	0	0	0	0	0	0	0	0	0
2017	Falcons	16	16	92	61	31	3	17	2.0	15.0	6	0	0	0	0	4	1	0	0	0	0	0	0	0	0	0
2016	Falcons	11	10	48	35	13	5	19	0.0	0.0	0	1	7	7	0	7	1	0	0	0	0	0	0	0	0	0
NFL TOTALS		37	36	195	135	60	8	36	2.0	15.0	6	1	7	7	0	11	2	0	0	0	0	0	0	0	0	0

DE'VONORE CAMPBELL - NFL POSTSEASON STATISTICS

DATE	TEAM	GP	GS	TACKLES								INTERCEPTIONS					FUMBLES			ST				MISC		
				TK	S	A	TFL	YDS	SK	YDS	QBH	NO	YDS	LG	TD	PD	FF	FR	YDS	TK	S	A	FF	FR	S	A
2017	Falcons	2	2	8	8	0	2	14	1.0	7.0	2	0	0	0	0	0	0	0	0	0	0	0	0	0	0	0
2016	Falcons	3	3	11	8	3	0	0	0.0	0.0	1	0	0	0	0	0	0	0	0	0	0	0	0	0	0	0
NFL TOTALS		5	5	19	16	3	2	14	1.0	7.0	3	0	0	0	0	0	0	0	0	0	0	0	0	0	0	0

UPDATED PLAYER BIOS

2018 GAME-BY-GAME REGULAR SEASON STATISTICS (FALCONS)

TACKLES										INTERCEPTIONS				FUMBLES			ST				MISC						
DATE	OPPONENT	TK	S	A	SK	YDS	TFL	YDS	QBH	NO	YDS	LG	TD	PD	FF	FR	YDS	TK	S	A	FF	FR	S	A	W/L	SCORE	
09/06	at Eagles	S	6	4	2	0.0	0.0	0	0	0	0	0	0	0	0	0	0	0	0	0	0	0	0	0	0	L	12-18
09/16	PANTHERS	S	9	8	1	0.0	0.0	0	0	0	0	0	0	0	0	0	0	0	0	0	0	0	0	0	0	W	31-24
09/23	SAINTS	S	6	5	1	0.0	0.0	0	0	0	0	0	0	0	0	0	0	0	0	0	0	0	0	0	0	L	37-43+
09/30	BENGALS	S	5	5	0	0.0	0.0	0	0	0	0	0	0	0	0	0	0	0	0	0	0	0	0	0	0	L	36-37
10/07	at Steelers	S	3	1	2	0.0	0.0	0	0	0	0	0	0	0	0	0	0	0	0	0	0	0	0	0	0	L	17-41
10/14	BUCCANEERS	S	5	2	3	0.0	0.0	0	0	0	0	0	0	0	0	0	0	0	0	0	0	0	0	0	0	W	34-29
10/22	GIANTS	S	3	3	0	0.0	0.0	0	0	0	0	0	0	0	0	0	0	0	0	0	0	0	0	0	0	W	23-20
11/04	at Redskins	S	4	3	1	0.0	0.0	0	0	0	0	0	0	0	0	0	0	0	0	0	0	0	0	0	0	W	38-14
11/11	at Browns	S	8	5	3	0.0	0.0	0	0	0	0	0	0	0	0	0	0	0	0	0	0	0	0	0	0	L	16-28
11/18	COWBOYS	S	6	3	3	0.0	0.0	0	0	0	0	0	0	0	0	0	0	0	0	0	0	0	0	0	0	L	19-22
2018 TOTALS		10-10	55	39	16	0.0	0.0	0	0	0	0	0	0	0	0	0	0	0	0	0	0	0	0	0	0	4-6	


+ - Overtime



BEN GARLAND

GUARD

(3RD YEAR WITH FALCONS)



HOMETOWN: *GRAND JUNCTION, CO*

COLLEGE: *AIR FORCE*

BIRTHDATE: **04 / 06 / 88**

HEIGHT: **6'5"**

WEIGHT: **308**

NFL EXP: **6 YRS**

ACQUIRED: **FA '15**

BEN GARLAND - NFL REGULAR SEASON STATISTICS

DATE	TEAM	GP	GS
2018	Falcons	8	3
2017	Falcons	16	3
2016	Falcons	16	0
2015	Falcons	0	0
2014	Broncos	8	0
NFL TOTALS		48	6

BEN GARLAND - NFL POSTSEASON STATISTICS

DATE	TEAM	GP	GS
2017	Falcons	2	2
2016	Falcons	3	0
2014	Broncos	1	0
NFL TOTALS		6	2

UPDATED PLAYER BIOS

2018 GAME-BY-GAME REGULAR SEASON STATISTICS (FALCONS)

DATE	OPPONENT	P/S		W/L	SCORE
09/06	at Eagles		INACTIVE	L	12-18
09/16	PANTHERS		INACTIVE	W	31-24
09/23	SAINTS	P		L	37-43+
09/30	BENGALS	P		L	36-37
10/07	at Steelers	P		L	17-41
10/14	BUCCANEERS	P		W	34-29
10/22	GIANTS	P		W	23-20
11/04	at Redskins	S		W	38-14
11/11	at Browns	S		L	16-28
11/18	COWBOYS	S		L	19-22
2018 TOTALS		0-3		4-6	

+ - Overtime



SEAN HARLOW

GUARD

(1ST ON FALCONS)



HOMETOWN: *SAN CLEMENTE, CA*

COLLEGE: *OREGON STATE*

BIRTHDATE: **03/28/95**

HEIGHT: **6'4"**

WEIGHT: **284**

NFL EXP: **2 YRS**

ACQUIRED: **04/17**

SEAN HARLOW - NFL REGULAR SEASON STATISTICS

DATE	TEAM	GP	GS
2018	Falcons	0	0
Went from Colts to Falcons .			
2018	Colts	0	0
2017	Falcons	0	0
NFL TOTALS		0	0

SEAN HARLOW - NFL POSTSEASON STATISTICS

DATE	TEAM	GP	GS
2017	Falcons	0	0
NFL TOTALS		0	0

UPDATED PLAYER BIOS

2018 GAME-BY-GAME REGULAR SEASON STATISTICS (COLTS/FALCONS)

DATE	OPPONENT	P/S		W/L	SCORE
09/16	at Redskins		PRACTICE SQUAD	W	21-9
09/23	at Eagles		PRACTICE SQUAD	L	16-20
09/30	TEXANS		PRACTICE SQUAD	L	34-37+
10/04	at Patriots		PRACTICE SQUAD	L	24-38
10/14	at Jets		PRACTICE SQUAD	L	34-42
10/21	BILLS		PRACTICE SQUAD	W	37-5
			Went from Colts to Falcons .		
11/04	at Redskins		PRACTICE SQUAD	W	38-14
11/11	at Browns		PRACTICE SQUAD	L	16-28
11/18	COWBOYS		PRACTICE SQUAD	L	19-22
2018 TOTALS		0-0		3-6	

+ - Overtime

65

BRANDON FUSCO

GUARD

(1ST YEAR WITH FALCONS)



HOMETOWN: *DAYTON, OH*

COLLEGE: *SLIPPERY ROCK*

BIRTHDATE:
07 / 26 / 88

HEIGHT:
6'4"

WEIGHT:
306

NFL EXP:
8 YRS

ACQUIRED:
FA '18

BRANDON FUSCO - NFL REGULAR SEASON STATISTICS

DATE	TEAM	GP	GS
2018	Falcons	7	7
2017	49ers	16	16
2016	Vikings	14	14
2015	Vikings	16	16
2014	Vikings	3	3
2013	Vikings	15	15
2012	Vikings	16	16
2011	Vikings	3	0
NFL TOTALS		90	87

BRANDON FUSCO - NFL POSTSEASON STATISTICS

DATE	TEAM	GP	GS
2015	Vikings	1	1
2012	Vikings	1	1
NFL TOTALS		2	2

UPDATED PLAYER BIOS

2018 GAME-BY-GAME REGULAR SEASON STATISTICS (FALCONS)

DATE	OPPONENT	P/S		W/L	SCORE
09/06	at Eagles	S		L	12-18
09/16	PANTHERS	S		W	31-24
09/23	SAINTS	S		L	37-43+
09/30	BENGALS	S		L	36-37
10/07	at Steelers	S		L	17-41
10/14	BUCCANEERS	S		W	34-29
10/22	GIANTS	S		W	23-20
11/04	at Redskins		INJURED RESERVE	W	38-14
11/11	at Browns		INJURED RESERVE	L	16-28
11/18	COWBOYS		INJURED RESERVE	L	19-22
2018 TOTALS		7-7		4-6	

+ - Overtime



ANDY LEVITRE

GUARD

(4TH YEAR WITH FALCONS)



HOMETOWN: *SANTA CRUZ, CA*
COLLEGE: *OREGON STATE*

BIRTHDATE:
05/15/86

HEIGHT:
6'2"

WEIGHT:
303

NFL EXP:
10 YRS

ACQUIRED:
TR '15 (TEN)

ANDY LEVITRE - NFL REGULAR SEASON STATISTICS

DATE	TEAM	GP	GS
2018	Falcons	2	2
2017	Falcons	13	13
2016	Falcons	16	16
2015	Falcons	16	16
2014	Titans	16	16
2013	Titans	16	16
2012	Bills	16	16
2011	Bills	16	16
2010	Bills	16	16
2009	Bills	16	16
NFL TOTALS		143	143

ANDY LEVITRE - NFL POSTSEASON STATISTICS

DATE	TEAM	GP	GS
2017	Falcons	0	0
2016	Falcons	3	3
NFL TOTALS		3	3

UPDATED PLAYER BIOS

2018 GAME-BY-GAME REGULAR SEASON STATISTICS (FALCONS)

DATE	OPPONENT	P/S		W/L	SCORE
09/06	at Eagles	S		L	12-18
09/16	PANTHERS	S		W	31-24
09/23	SAINTS		INJURED RESERVE	L	37-43+
09/30	BENGALS		INJURED RESERVE	L	36-37
10/07	at Steelers		INJURED RESERVE	L	17-41
10/14	BUCCANEERS		INJURED RESERVE	W	34-29
10/22	GIANTS		INJURED RESERVE	W	23-20
11/04	at Redskins		INJURED RESERVE	W	38-14
11/11	at Browns		INJURED RESERVE	L	16-28
11/18	COWBOYS		INJURED RESERVE	L	19-22
2018 TOTALS		2-2		4-6	

+ - Overtime

69

ZANE BEADLES

GUARD

(1ST YEAR WITH FALCONS)



HOMETOWN: CASPER, WYOMING

COLLEGE: UTAH

BIRTHDATE:
11/19/86

HEIGHT:
6'4"

WEIGHT:
305

NFL EXP:
7 YRS

ACQUIRED:
FA'18

ZANE BEADLES - NFL REGULAR SEASON STATISTICS

DATE	TEAM	GP	GS
2018	Falcons	3	0
2017	49ers	16	5
2016	49ers	16	16
2015	Jaguars	16	16
2014	Jaguars	16	16
2013	Broncos	16	16
2012	Broncos	16	16
2011	Broncos	16	16
2010	Broncos	16	14
NFL TOTALS		131	115

ZANE BEADLES - NFL POSTSEASON STATISTICS

DATE	TEAM	GP	GS
2013	Broncos	3	3
2012	Broncos	1	1
2011	Broncos	2	2
NFL TOTALS		6	6

2018 GAME-BY-GAME REGULAR SEASON STATISTICS (FALCONS)

DATE	OPPONENT	P/S		W/L	SCORE
11/04	at Redskins	P		W	38-14
11/11	at Browns	P		L	16-28
11/18	COWBOYS	P		L	19-22
2018 TOTALS		3-0		1-2	


UPDATED PLAYER BIOS

70

JAKE MATTHEWS

TACKLE

(5TH YEAR WITH FALCONS)



HOMETOWN: MISSOURI CITY, TX

COLLEGE: TEXAS A&M

BIRTHDATE:
02 / 11 / 92

HEIGHT:
6'5"

WEIGHT:
309

NFL EXP:
5 YRS

ACQUIRED:
01 '14

JAKE MATTHEWS - NFL REGULAR SEASON STATISTICS

DATE	TEAM	GP	GS
2018	Falcons	10	10
2017	Falcons	16	16
2016	Falcons	16	16
2015	Falcons	16	16
2014	Falcons	15	15
NFL TOTALS		73	73

JAKE MATTHEWS - NFL POSTSEASON STATISTICS

DATE	TEAM	GP	GS
2017	Falcons	2	2
2016	Falcons	3	3
NFL TOTALS		5	5

2018 GAME-BY-GAME REGULAR SEASON STATISTICS (FALCONS)

DATE	OPPONENT	P/S	W/L	SCORE
09/06	at Eagles	S	L	12-18
09/16	PANTHERS	S	W	31-24
09/23	SAINTS	S	L	37-43+
09/30	BENGALS	S	L	36-37
10/07	at Steelers	S	L	17-41
10/14	BUCCANEERS	S	W	34-29
10/22	GIANTS	S	W	23-20
11/04	at Redskins	S	W	38-14
11/11	at Browns	S	L	16-28
11/18	COWBOYS	S	L	19-22
2018 TOTALS		10-10	4-6	

+ - Overtime

71

WES SCHWEITZER

GUARD

(3RD YEAR WITH FALCONS)



HOMETOWN: SCOTTSDALE, AR

COLLEGE: SAN JOSE STATE

BIRTHDATE:
09 / 11 / 93

HEIGHT:
6'5"

WEIGHT:
314

NFL EXP:
3 YRS

ACQUIRED:
06 '16

UPDATED PLAYER BIOS

WES SCHWEITZER - NFL REGULAR SEASON STATISTICS

DATE	TEAM	GP	GS
2018	Falcons	10	8
2017	Falcons	16	16
2016	Falcons	0	0
NFL TOTALS		26	24

WES SCHWEITZER - NFL POSTSEASON STATISTICS

DATE	TEAM	GP	GS
2017	Falcons	2	2
2016	Falcons	0	0
NFL TOTALS		2	2

2018 GAME-BY-GAME REGULAR SEASON STATISTICS (FALCONS)

DATE	OPPONENT	P/S	W/L	SCORE
09/06	at Eagles	P	L	12-18
09/16	PANTHERS	P	W	31-24
09/23	SAINTS	S	L	37-43+
09/30	BENGALS	S	L	36-37
10/07	at Steelers	S	L	17-41
10/14	BUCCANEERS	S	W	34-29
10/22	GIANTS	S	W	23-20
11/04	at Redskins	S	W	38-14
11/11	at Browns	S	L	16-28
11/18	COWBOYS	S	L	19-22
2018 TOTALS		10-8	4-6	

+- Overtime

73

RYAN SCHRAEDER

TACKLE

(6TH YEAR WITH FALCONS)



HOMETOWN: *WICHITA, KS*

COLLEGE: *VALDOSTA STATE*

BIRTHDATE:
05 / 04 / 88

HEIGHT:
6'7"

WEIGHT:
300

NFL EXP:
6 YRS

ACQUIRED:
FA '13

RYAN SCHRAEDER - NFL REGULAR SEASON STATISTICS

DATE	TEAM	GP	GS
2018	Falcons	10	10
2017	Falcons	14	14
2016	Falcons	16	16
2015	Falcons	16	16
2014	Falcons	13	10
2013	Falcons	13	4
NFL TOTALS		82	70

UPDATED PLAYER BIOS

RYAN SCHRAEDER - NFL POSTSEASON STATISTICS

DATE	TEAM	GP	GS
2017	Falcons	2	2
2016	Falcons	3	3
NFL TOTALS		5	5

2018 GAME-BY-GAME REGULAR SEASON STATISTICS (FALCONS)

DATE	OPPONENT	P/S		W/L	SCORE
09/06	at Eagles	S		L	12-18
09/16	PANTHERS	S		W	31-24
09/23	SAINTS	S		L	37-43+
09/30	BENGALS	S		L	36-37
10/07	at Steelers	S		L	17-41
10/14	BUCCANEERS	S		W	34-29
10/22	GIANTS	S		W	23-20
11/04	at Redskins	S		W	38-14
11/11	at Browns	S		L	16-28
11/18	COWBOYS	S		L	19-22
2018 TOTALS		10-10		4-6	


± - Overtime

74

TY SAMBRAILO

TACKLE

(2ND YEAR WITH FALCONS)



HOMETOWN: *WATSONVILLE, CA*

COLLEGE: *COLORADO STATE*

BIRTHDATE: **03/10/92**

HEIGHT: **6'5"**

WEIGHT: **315**

NFL EXP: **4 YRS**

ACQUIRED: **TR '17 (DEN)**

TY SAMBRAILO - NFL REGULAR SEASON STATISTICS

DATE	TEAM	GP	GS
2018	Falcons	10	0
2017	Falcons	15	2
2016	Broncos	10	4
2015	Broncos	3	3
NFL TOTALS		38	9

TY SAMBRAILO - NFL POSTSEASON STATISTICS

DATE	TEAM	GP	GS
2017	Falcons	2	0
NFL TOTALS		2	0

UPDATED PLAYER BIOS

2018 GAME-BY-GAME REGULAR SEASON STATISTICS (FALCONS)

DATE	OPPONENT	P/S		W/L	SCORE
09/06	at Eagles	P		L	12-18
09/16	PANTHERS	P		W	31-24
09/23	SAINTS	P		L	37-43+
09/30	BENGALS	P		L	36-37
10/07	at Steelers	P		L	17-41
10/14	BUCCANEERS	P		W	34-29
10/22	GIANTS	P		W	23-20
11/04	at Redskins	P		W	38-14
11/11	at Browns	P		L	16-28
11/18	COWBOYS	P		L	19-22
2018 TOTALS		10-0		4-6	

+- Overtime

76

DANIEL BRUNSKILL

TACKLE

(1ST YEAR WITH FALCONS)



HOMETOWN: VALLEY CENTER, CA

COLLEGE: SAN DIEGO STATE

BIRTHDATE:
01/27/94

HEIGHT:
6'5"

WEIGHT:
260

NFL EXP:
1 YRS

ACQUIRED:
CFA '17

DANIEL BRUNSKILL - NFL REGULAR SEASON STATISTICS

DATE	TEAM	GP	GS
2018	Falcons	0	0
2017	Falcons	0	0
NFL TOTALS		0	0

DANIEL BRUNSKILL - NFL POSTSEASON STATISTICS

DATE	TEAM	GP	GS
2017	Falcons	0	0
NFL TOTALS		0	0

2018 GAME-BY-GAME REGULAR SEASON STATISTICS (FALCONS)

DATE	OPPONENT	P/S		W/L	SCORE
09/06	at Eagles		PRACTICE SQUAD	L	12-18
09/16	PANTHERS		PRACTICE SQUAD	W	31-24
09/23	SAINTS		PRACTICE SQUAD	L	37-43+
09/30	BENGALS		PRACTICE SQUAD	L	36-37
10/07	at Steelers		PRACTICE SQUAD	L	17-41
10/14	BUCCANEERS		PRACTICE SQUAD	W	34-29
10/22	GIANTS		PRACTICE SQUAD	W	23-20
11/04	at Redskins		PRACTICE SQUAD	W	38-14
11/11	at Browns		PRACTICE SQUAD	L	16-28
11/18	COWBOYS		PRACTICE SQUAD	L	19-22
2018 TOTALS		0-0		4-6	


+- Overtime

UPDATED PLAYER BIOS

77

MATT GOND

TACKLE
(1ST ON FALCONS)



HOMETOWN: *CINNAMINSON, N.J.*

COLLEGE: *WESLEY*

BIRTHDATE: **05/10/96**

HEIGHT: **6'4"**

WEIGHT: **305**

NFL EXP: **ROOKIE**

ACQUIRED: **CFA '18**

MATT GOND - NFL REGULAR SEASON STATISTICS

DATE	TEAM	GP	GS
2018	Falcons	0	0
NFL TOTALS		0	0

2018 GAME-BY-GAME REGULAR SEASON STATISTICS (FALCONS)

DATE	OPPONENT	P/S		W/L	SCORE
09/06	at Eagles		INACTIVE	L	12-18
09/16	PANTHERS		INACTIVE	W	31-24
09/23	SAINTS		INACTIVE	L	37-43+
09/30	BENGALS		INACTIVE	L	36-37
10/07	at Steelers		INACTIVE	L	17-41
10/14	BUCCANEERS		INACTIVE	W	34-29
10/22	GIANTS		INACTIVE	W	23-20
11/04	at Redskins		INACTIVE	W	38-14
11/11	at Browns		INACTIVE	L	16-28
11/18	COWBOYS		ON INACTIVE LIST	L	19-22
2018 TOTALS		0-0		4-6	

+ - Overtime

79

JACOB TUIOTI-MARINER

DEFENSIVE TACKLE
(1ST ON FALCONS)



HOMETOWN: *CORONA, CALIF.*

COLLEGE: *UCLA*

BIRTHDATE: **07/25/96**

HEIGHT: **6'2"**

WEIGHT: **285**

NFL EXP: **ROOKIE**

ACQUIRED: **CFA '18**

UPDATED PLAYER BIOS

JACOB TUIOTI-MARINER - NFL REGULAR SEASON STATISTICS

TACKLES										INTERCEPTIONS					FUMBLES					ST					MISC	
DATE	TEAM	GP	GS	TK	S	A	TFL	YDS	SK	YDS	QBH	NO	YDS	LG	TD	PD	FF	FR	YDS	TK	S	A	FF	FR	S	A
2018	Falcons	0	0	0	0	0	0	0	0.0	0.0	0	0	0	0	0	0	0	0	0	0	0	0	0	0	0	0
NFL TOTALS		0	0	0	0	0	0	0	0.0	0.0	0	0	0	0	0	0	0	0	0	0	0	0	0	0	0	0

2018 GAME-BY-GAME REGULAR SEASON STATISTICS (FALCONS)

TACKLES										INTERCEPTIONS					FUMBLES					ST					MISC	
DATE	OPPONENT	TK	S	A	SK	YDS	TFL	YDS	QBH	NO	YDS	LG	TD	PD	FF	FR	YDS	TK	S	A	FF	FR	S	A	W/L	SCORE
09/06	at Eagles																								L	12-18
09/23	SAINTS																								L	37-43+
09/30	BENGALS																								L	36-37
10/07	at Steelers																								L	17-41
10/14	BUCCANEERS																								W	34-29
10/22	GIANTS																								W	23-20
11/04	at Redskins																								W	38-14
11/11	at Browns																								L	16-28
11/18	COWBOYS																								L	19-22
2018 TOTALS		0	0	0	0.0	0.0	0	0	0	0	0	0	0	0	0	0	0	0	0	0	0	0	0	0	0	3-6

+- Overtime

87

AUSTIN HOOPER

TIGHT END

(3RD YEAR WITH FALCONS)

HOMETOWN: *SAN RAMON, CA*

COLLEGE: *STANFORD*

BIRTHDATE: **10 / 29 / 94**

HEIGHT: **6'4"**

WEIGHT: **254**

NFL EXP: **3 YRS**

ACQUIRED: **03 '16**

AUSTIN HOOPER - NFL REGULAR SEASON STATISTICS

RECEIVING									RUSHING				
DATE	TEAM	GP	GS	NO.	YDS	AVG	LG	TD	NO.	YDS.	AVG.	LG	TD
2018	Falcons	10	4	50	445	8.9	36	3	0	0	0.0	0	0
2017	Falcons	16	8	49	526	10.7	88t	3	0	0	0.0	0	0
2016	Falcons	14	3	19	271	14.3	44	3	0	0	0.0	0	0
NFL TOTALS		40	15	118	1,242	10.5	88t	9	0	0	0.0	0	0

AUSTIN HOOPER - NFL POSTSEASON STATISTICS

RECEIVING									RUSHING				
DATE	TEAM	GP	GS	NO.	YDS	AVG	LG	TD	NO.	YDS.	AVG.	LG	TD
2017	Falcons	2	2	4	18	4.5	5	0	0	0	0.0	0	0
2016	Falcons	3	1	6	65	10.8	19t	1	0	0	0.0	0	0
NFL TOTALS		5	3	10	83	8.3	19t	1	0	0	0.0	0	0

100-YARD RECEIVING GAMES (1): REGULAR SEASON

DATE	TEAM	NO.	YDS.	AVG.	LG	TD
09/10/17	at Bears	2	128	64.0	88t	1

UPDATED PLAYER BIOS

2018 GAME-BY-GAME REGULAR SEASON STATISTICS (FALCONS)

DATE	OPPONENT	P/S	RECEIVING				RUSHING				TD	W/L	SCORE
			NO	YDS	LG	TD	ATT	YDS	LG	TD			
09/06	at Eagles	P	3	24	15	0	0	0	0	0	0	L	12-18
09/16	PANTHERS	P	5	59	30	1	0	0	0	0	0	W	31-24
09/23	SAINTS	P	3	23	12	0	0	0	0	0	0	L	37-43+
09/30	BENGALS	P	1	19	19	0	0	0	0	0	0	L	36-37
10/07	at Steelers	S	9	77	23	0	0	0	0	0	0	L	17-41
10/14	BUCCANEERS	P	9	71	14	1	0	0	0	0	0	W	34-29
10/22	GIANTS	S	3	48	36	0	0	0	0	0	0	W	23-20
11/04	at Redskins	P	3	41	23	0	0	0	0	0	0	W	38-14
11/11	at Browns	S	10	56	10	1	0	0	0	0	0	L	16-28
11/18	COWBOYS	S	4	27	9	0	0	0	0	0	0	L	19-22
2018 TOTALS		10-4	50	445	36	3	0	0	0	0	0	4-6	

+ - Overtime

82

LOGAN PAULSEN

TIGHT END

(1ST YEAR WITH FALCONS)



HOMETOWN: *NORTHRIDGE, CA*

COLLEGE: *UCLA*

BIRTHDATE:
02 / 26 / 87

HEIGHT:
6'5"

WEIGHT:
268

NFL EXP:
9 YRS

ACQUIRED:
FA '18

LOGAN PAULSEN - NFL REGULAR SEASON STATISTICS

DATE	TEAM	GP	GS	RECEIVING				RUSHING			
				NO.	YDS	AVG	LG	TD	NO.	YDS.	AVG.
2018	Falcons	10	8	7	70	10.0	17t	1	0	0	0.0
2017	49ers	14	1	0	0	0.0	0	0	0	0	0.0
2016	Bears	16	12	3	15	5.0	7	0	0	0	0.0
2014	Redskins	16	12	13	78	6.0	16t	1	0	0	0.0
2013	Redskins	16	14	28	267	9.5	33	3	0	0	0.0
2012	Redskins	16	10	25	308	12.3	31	1	0	0	0.0
2011	Redskins	16	6	11	138	12.5	24	0	0	0	0.0
2010	Redskins	11	0	2	10	5.0	9	1	0	0	0.0
NFL TOTALS		115	63	89	886	10.0	33	7	0	0	0.0

LOGAN PAULSEN - NFL POSTSEASON STATISTICS

DATE	TEAM	GP	GS	RECEIVING				RUSHING			
				NO.	YDS	AVG	LG	TD	NO.	YDS.	AVG.
2012	Redskins	1	1	2	15	7.5	11	1	0	0	0.0
NFL TOTALS		1	1	2	15	7.5	11	1	0	0	0.0

UPDATED PLAYER BIOS

2018 GAME-BY-GAME REGULAR SEASON STATISTICS (FALCONS)

DATE	OPPONENT	P/S	RECEIVING				RUSHING				TD	W/L	SCORE
			NO	YDS	LG	TD	ATT	YDS	LG	TD			
09/06	at Eagles	S	0	0	0	0	0	0	0	0	0	L	12-18
09/16	PANTHERS	S	1	10	10	0	0	0	0	0	0	W	31-24
09/23	SAINTS	S	1	11	11	0	0	0	0	0	0	L	37-43+
09/30	BENGALS	S	1	17	17t	1	0	0	0	0	0	L	36-37
10/07	at Steelers	P	0	0	0	0	0	0	0	0	0	L	17-41
10/14	BUCCANEERS	S	0	0	0	0	0	0	0	0	0	W	34-29
10/22	GIANTS	S	0	0	0	0	0	0	0	0	0	W	23-20
11/04	at Redskins	S	0	0	0	0	0	0	0	0	0	W	38-14
11/11	at Browns	P	2	13	8	0	0	0	0	0	0	L	16-28
11/18	COWBOYS	S	2	19	13	0	0	0	0	0	0	L	19-22
2018 TOTALS		10-8	7	70	17t	1	0	0	0	0	0	4-6	

† - Overtime

83

RUSSELL GAGE

WIDE RECEIVER
(1ST ON FALCONS)



HOMETOWN: BATON ROUGE, LA

COLLEGE: LOUISIANA STATE

BIRTHDATE:
01/22/96

HEIGHT:
6'0"

WEIGHT:
184

NFL EXP:
ROOKIE

ACQUIRED:
06A '18

RUSSELL GAGE - NFL REGULAR SEASON STATISTICS

DATE	TEAM	GP	GS	RECEIVING				RUSHING				TD
				NO.	YDS	AVG	LG	NO.	YDS	AVG	LG	
2018	Falcons	9	0	1	9	9.0	9	0	0	0.0	0	0
NFL TOTALS		9	0	1	9	9.0	9	0	0	0.0	0	0

RUSSELL GAGE - NFL REGULAR SEASON RETURN STATISTICS

KICKOFF RETURNS							PUNT RETURNS					
DATE	TEAM	RET.	YDS.	AVG.	LG	TD	NO.	FC	YDS	AVG	LG	TD
2018	Falcons	0	0	0.0	0	0	0	0	0	0.0	0	0
NFL TOTALS		0	0	0.0	0	0	0	0	0	0.0	0	0

UPDATED PLAYER BIOS

2018 GAME-BY-GAME REGULAR SEASON STATISTICS (FALCONS)

DATE	OPPONENT	P/S	RECEIVING				RUSHING				TD	W/L	SCORE
			NO	YDS	LG	TD	ATT	YDS	LG	TD			
09/06	at Eagles	P	0	0	0	0	0	0	0	0	0	L	12-18
09/16	PANTHERS		INACTIVE										W 31-24
09/23	SAINTS	P	0	0	0	0	0	0	0	0	0	L	37-43+
09/30	BENGALS	P	0	0	0	0	0	0	0	0	0	L	36-37
10/07	at Steelers	P	0	0	0	0	0	0	0	0	0	L	17-41
10/14	BUCCANEERS	P	1	9	9	0	0	0	0	0	0	W	34-29
10/22	GIANTS	P	0	0	0	0	0	0	0	0	0	W	23-20
11/04	at Redskins	P	0	0	0	0	0	0	0	0	0	W	38-14
11/11	at Browns	P	0	0	0	0	0	0	0	0	0	L	16-28
11/18	COWBOYS	P	0	0	0	0	0	0	0	0	0	L	19-22
2018 TOTALS		9-0	1	9	9	0	0	0	0	0	0	4-6	

† - Overtime

85

ERIC SAUBERT

TIGHT END

(2ND YEAR WITH FALCONS)



HOMETOWN: *HOFFMAN ESTATES, IL*

COLLEGE: *DRAKE*

BIRTHDATE:
05/01/94

HEIGHT:
6'5"

WEIGHT:
253

NFL EXP:
2 YRS

ACQUIRED:
05'17

ERIC SAUBERT - NFL REGULAR SEASON STATISTICS

DATE	TEAM	GP	GS	RECEIVING				RUSHING			
				NO.	YDS	AVG	LG	TD	NO.	YDS.	AVG.
2018	Falcons	10	0	3	33	11.0	17	0	0	0	0.0
2017	Falcons	14	0	0	0	0.0	0	0	0	0	0.0
NFL TOTALS		24	0	3	33	11.0	17	0	0	0	0.0

ERIC SAUBERT - NFL POSTSEASON STATISTICS

DATE	TEAM	GP	GS	RECEIVING				RUSHING			
				NO.	YDS	AVG	LG	TD	NO.	YDS.	AVG.
2017	Falcons	0	0	0	0	0.0	0	0	0	0	0.0
NFL TOTALS		0	0	0	0	0.0	0	0	0	0	0.0

UPDATED PLAYER BIOS

2018 GAME-BY-GAME REGULAR SEASON STATISTICS (FALCONS)

DATE	OPPONENT	P/S	RECEIVING				RUSHING				TD	W/L	SCORE
			NO	YDS	LG	TD	ATT	YDS	LG				
09/06	at Eagles	P	0	0	0	0	0	0	0	0	0	L	12-18
09/16	PANTHERS	P	0	0	0	0	0	0	0	0	0	W	31-24
09/23	SAINTS	P	0	0	0	0	0	0	0	0	0	L	37-43+
09/30	BENGALS	P	0	0	0	0	0	0	0	0	0	L	36-37
10/07	at Steelers	P	1	8	8	0	0	0	0	0	0	L	17-41
10/14	BUCCANEERS	P	0	0	0	0	0	0	0	0	0	W	34-29
10/22	GIANTS	P	1	8	8	0	0	0	0	0	0	W	23-20
11/04	at Redskins	P	0	0	0	0	0	0	0	0	0	W	38-14
11/11	at Browns	P	1	17	17	0	0	0	0	0	0	L	16-28
11/18	COWBOYS	P	0	0	0	0	0	0	0	0	0	L	19-22
2018 TOTALS		10-0	3	33	17	0	0	0	0	0	0	4-6	


+ - Overtime

87

JAEDEN GRAHAM

TIGHT END

(1ST ON FALCONS)



HOMETOWN: AURORA, COLO.

COLLEGE: YALE

BIRTHDATE: 11/30/01

HEIGHT: 6'4"

WEIGHT: 250

NFL EXP: ROOKIE

ACQUIRED: FA '18

JAEDEN GRAHAM - NFL REGULAR SEASON STATISTICS

DATE	TEAM	GP	GS	RECEIVING				RUSHING			
				NO.	YDS	AVG	LG	TD	NO.	YDS.	AVG.
2018	Falcons	0	0	0	0	0.0	0	0	0	0	0.0
NFL TOTALS		0	0	0	0	0.0	0	0	0	0	0.0

2018 GAME-BY-GAME REGULAR SEASON STATISTICS (FALCONS)

DATE	OPPONENT	P/S	RECEIVING				RUSHING				TD	W/L	SCORE
			NO	YDS	LG	TD	ATT	YDS	LG				
09/06	at Eagles											L	12-18
09/16	PANTHERS											W	31-24
09/23	SAINTS											L	37-43+
09/30	BENGALS											L	36-37
10/07	at Steelers											L	17-41
10/14	BUCCANEERS											W	34-29
10/22	GIANTS											W	23-20
11/04	at Redskins											W	38-14
11/11	at Browns											L	16-28
11/18	COWBOYS											L	19-22
2018 TOTALS		0-0	0	0	0	0	0	0	0	0	0	4-6	

+ - Overtime

UPDATED PLAYER BIOS

89

ALEX GRAY

TIGHT END

(1ST YEAR WITH FALCONS)



HOMETOWN: *BISHOP AUCKLAND, UK*

COLLEGE: *BARNARD CASTLE SCHOOL*

BIRTHDATE:
05 / 01 / 91

HEIGHT:
6'4"

WEIGHT:
230

NFL EXP:
1 YRS

ACQUIRED:
FA '17

ALEX GRAY - NFL REGULAR SEASON STATISTICS

		RECEIVING						RUSHING					
DATE	TEAM	GP	GS	NO.	YDS	AVG	LG	TD	NO.	YDS.	AVG.	LG	TD
2018	Falcons	0	0	0	0	0.0	0	0	0	0	0.0	0	0
2017	Falcons	0	0	0	0	0.0	0	0	0	0	0.0	0	0
NFL TOTALS		0	0	0	0	0.0	0	0	0	0	0.0	0	0

ALEX GRAY - NFL POSTSEASON STATISTICS

		RECEIVING						RUSHING					
DATE	TEAM	GP	GS	NO.	YDS	AVG	LG	TD	NO.	YDS.	AVG.	LG	TD
2017	Falcons	0	0	0	0	0.0	0	0	0	0	0.0	0	0
NFL TOTALS		0	0	0	0	0.0	0	0	0	0	0.0	0	0

2018 GAME-BY-GAME REGULAR SEASON STATISTICS (FALCONS)

		RECEIVING				RUSHING					
DATE	OPPONENT	P/S	NO	YDS	LG	TD	ATT	YDS	LG	TD	W/L
09/06	at Eagles										L 12-18
09/16	PANTHERS										W 31-24
09/23	SAINTS										L 37-43+
09/30	BENGALS										L 36-37
10/07	at Steelers										L 17-41
10/14	BUCCANEERS										W 34-29
10/22	GIANTS										W 23-20
11/04	at Redskins										W 38-14
11/11	at Browns										L 16-28
11/18	COWBOYS										L 19-22
2018 TOTALS		0-0	0	0	0	0	0	0	0	0	0 4-6


+ - Overtime

90

DERRICK SHELBY

DEFENSIVE END

(3RD YEAR WITH FALCONS)



HOMETOWN: *HOUSTON, TX*

COLLEGE: *UTAH*

BIRTHDATE:
03 / 04 / 89

HEIGHT:
6'2"

WEIGHT:
280

NFL EXP:
6 YRS

ACQUIRED:
FA '18

UPDATED PLAYER BIOS

DERRICK SHELBY - NFL REGULAR SEASON STATISTICS

TACKLES														INTERCEPTIONS					FUMBLES					ST				MISC			
DATE	TEAM	GP	GS	TK	S	A	TFL	YDS	SK	YDS	QBH	NO	YDS	LG	TD	PD	FF	FR	YDS	TK	S	A	FF	FR	S	A					
2018	Falcons	6	2	10	8	2	1	2	0.0	0.0	0	0	0	0	0	0	0	0	0	0	0	0	0	0	0	0					
2017	Falcons	16	14	30	16	14	3	12	1.0	9.0	1	0	0	0	0	0	0	0	0	0	0	0	0	0	0	0					
2016	Falcons	6	4	8	6	2	2	7	0.0	0.0	2	0	0	0	0	1	0	0	0	0	0	0	0	0	0	0					
2015	Dolphins	16	9	37	25	12	4	8	3.5	37.5	8	1	22	22t	1	4	2	0	0	0	0	0	0	0	0	0					
2014	Dolphins	15	0	26	21	5	4	18	3.0	17.0	3	1	2	2	0	1	0	1	0	0	0	0	0	0	0	0					
2013	Dolphins	16	1	32	21	11	1	3	2.5	12.0	3	0	0	0	0	0	2	0	0	2	2	0	0	0	0	0					
2012	Dolphins	16	0	8	7	1	0	0	0.0	0.0	3	0	0	0	0	0	0	0	0	0	0	0	0	0	0	0					
NFL TOTALS		91	30	151	104	47	15	50	10.0	75.5	20	2	24	22t	1	6	4	1	0	2	2	0	0	0	0	0					

DERRICK SHELBY - NFL POSTSEASON STATISTICS

TACKLES											INTERCEPTIONS					FUMBLES					ST				MISC			
DATE	TEAM	GP	GS	TK	S	A	TFL	YDS	SK	YDS	QBH	NO	YDS	LG	TD	PD	FF	FR	YDS	TK	S	A	FF	FR	S	A		
2017	Falcons	2	0	1	1	0	0	0	0.0	0.0	0	0	0	0	0	1	0	0	0	0	0	0	0	0	0	0		
NFL TOTALS		2	0	1	1	0	0	0	0.0	0.0	0	0	0	0	0	1	0	0	0	0	0	0	0	0	0	0		

2018 GAME-BY-GAME REGULAR SEASON STATISTICS (FALCONS)

DATE	OPPONENT		TK	S	A	SK	YDS	TFL	YDS	QBH	NO	YDS	LG	TD	PD	FF	FR	YDS	TK	S	A	FF	FR	S	A	W/L	SCORE
09/06	at Eagles	P	2	2	0	0.0	0.0	0	0	0	0	0	0	0	0	0	0	0	0	0	0	0	0	0	0	L	12-18
09/16	PANTHERS	P	1	1	0	0.0	0.0	0	0	0	0	0	0	0	0	0	0	0	0	0	0	0	0	0	0	W	31-24
09/23	SAINTS																									L	37-43+
09/30	BENGALS																									L	36-37
10/07	at Steelers																									L	17-41
10/14	BUCCANEERS																									W	34-29
10/22	GIANTS	P	1	0	1	0.0	0.0	0	0	0	0	0	0	0	0	0	0	0	0	0	0	0	0	0	0	W	23-20
11/04	at Redskins	P	1	1	0	0.0	0.0	1	2	0	0	0	0	0	0	0	0	0	0	0	0	0	0	0	0	W	38-14
11/11	at Browns	S	4	3	1	0.0	0.0	0	0	0	0	0	0	0	0	0	0	0	0	0	0	0	0	0	0	L	16-28
11/18	COWBOYS	S	1	1	0	0.0	0.0	0	0	0	0	0	0	0	0	0	0	0	0	0	0	0	0	0	0	L	19-22
2018 TOTALS		6-2	10	8	2	0.0	0.0	1	2	0	0	0	0	0	0	0	0	0	0	0	0	0	0	0	0	4-6	


+ - Overtime

92

JUSTIN ZIMMER

DEFENSIVE TACKLE

(1ST ON FALCONS)



HOMETOWN: GREENVILLE, MI

COLLEGE: FERRIS STATE

BIRTHDATE:
10 / 23 / 92

HEIGHT:
6'3"

WEIGHT:
292

NFL EXP:
1 YRS

ACQUIRED:
FA '18

JUSTIN ZIMMER - NFL REGULAR SEASON STATISTICS

TACKLES														INTERCEPTIONS						FUMBLES						ST				MISC			
DATE	TEAM	GP	GS	TK	S	A	TFL	YDS	SK	YDS	QBH	NO	YDS	LG	TD	PD	FF	FR	YDS	TK	S	A	FF	FR	S	A							
2018	Falcons	1	0	0	0	0	0	0	0.0	0.0	0	0	0	0	0	0	0	0	0	0	0	0	0	0	0	0							
NFL TOTALS		1	0	0	0	0	0	0	0.0	0.0	0	0	0	0	0	0	0	0	0	0	0	0	0	0	0	0							

UPDATED PLAYER BIOS

2018 GAME-BY-GAME REGULAR SEASON STATISTICS (FALCONS)

		TACKLES								INTERCEPTIONS				FUMBLES			ST				MISC					
DATE	OPPONENT	TK	S	A	SK	YDS	TFL	YDS	QBH	NO	YDS	LG	TD	PD	FF	FR	YDS	TK	S	A	FF	FR	S	A	W/L	SCORE
09/06	at Eagles									INACTIVE															L	12-18
09/16	PANTHERS									INACTIVE															W	31-24
09/23	SAINTS	P	0	0	0	0.0	0.0	0	0	0	0	0	0	0	0	0	0	0	0	0	0	0	0	0	L	37-43+
09/30	BENGALS									INACTIVE															L	36-37
10/07	at Steelers									PRACTICE SQUAD															L	17-41
10/14	BUCCANEERS									PRACTICE SQUAD															W	34-29
10/22	GIANTS									PRACTICE SQUAD															W	23-20
11/04	at Redskins									PRACTICE SQUAD															W	38-14
11/11	at Browns									PRACTICE SQUAD															L	16-28
11/18	COWBOYS									PRACTICE SQUAD															L	19-22
2018 TOTALS		1-0	0	0	0	0.0	0.0	0	0	0	0	0	0	0	0	0	0	0	0	0	0	0	0	0	4-6	

† - Overtime

94

DEADRIN SENAT

NOSE TACKLE
(1ST ON FALCONS)



HOMETOWN: *INMOKALEE, FLA.*

COLLEGE: *SOUTH FLORIDA*

BIRTHDATE:
07 / 22 / 94

HEIGHT:
6'1"

WEIGHT:
305

NFL EXP:
ROOKIE

ACQUIRED:
03 '18

DEADRIN SENAT - NFL REGULAR SEASON STATISTICS

		TACKLES										INTERCEPTIONS						FUMBLES						ST				MISC			
DATE	TEAM	GP	GS	TK	S	A	TFL	YDS	SK	YDS	QBH	NO	YDS	LG	TD	PD	FF	FR	YDS	TK	S	A	FF	FR	S	A					
2018	Falcons	10	2	20	11	9	2	2	0.0	0.0	3	0	0	0	0	0	0	0	0	0	0	0	0	0	0	0					
NFL TOTALS		10	2	20	11	9	2	2	0.0	0.0	3	0	0	0	0	0	0	0	0	0	0	0	0	0	0	0					

2018 GAME-BY-GAME REGULAR SEASON STATISTICS (FALCONS)

			TACKLES								INTERCEPTIONS					FUMBLES			ST				MISC				
DATE	OPPONENT		TK	S	A	SK	YDS	TFL	YDS	QBH	NO	YDS	LG	TD	PD	FF	FR	YDS	TK	S	A	FF	FR	S	A	W/L	SCORE
09/06	at Eagles	P	3	2	1	0.0	0.0	0	0	0	0	0	0	0	0	0	0	0	0	0	0	0	0	0	0	L	12-18
09/16	PANTHERS	P	1	1	0	0.0	0.0	0	0	0	0	0	0	0	0	0	0	0	0	0	0	0	0	0	0	W	31-24
09/23	SAINTS	P	2	2	0	0.0	0.0	1	1	0	0	0	0	0	0	0	0	0	0	0	0	0	0	0	0	L	37-43+
09/30	BENGALS	P	1	1	0	0.0	0.0	1	1	1	0	0	0	0	0	0	0	0	0	0	0	0	0	0	0	L	36-37
10/07	at Steelers	S	5	1	4	0.0	0.0	0	0	1	0	0	0	0	0	0	0	0	0	0	0	0	0	0	0	L	17-41
10/14	BUCCANEERS	P	2	1	1	0.0	0.0	0	0	1	0	0	0	0	0	0	0	0	0	0	0	0	0	0	0	W	34-29
10/22	GIANTS	P	4	2	2	0.0	0.0	0	0	0	0	0	0	0	0	0	0	0	0	0	0	0	0	0	0	W	23-20
11/04	at Redskins	P	1	1	0	0.0	0.0	0	0	0	0	0	0	0	0	0	0	0	0	0	0	0	0	0	0	W	38-14
11/11	at Browns	S	1	0	1	0.0	0.0	0	0	0	0	0	0	0	0	0	0	0	0	0	0	0	0	0	0	L	16-28
11/18	COWBOYS	P	0	0	0	0.0	0.0	0	0	0	0	0	0	0	0	0	0	0	0	0	0	0	0	0	0	L	19-22
2018 TOTALS		10-2	20	11	9	0.0	0.0	2	2	3	0	0	0	0	0	0	0	0	0	0	0	0	0	0	0	4-6	

† - Overtime

UPDATED PLAYER BIOS

95

JACK CRAWFORD

DEFENSIVE LINEMAN

(2ND YEAR WITH FALCONS)



HOMETOWN: *LONDON, UNITED KINGDOM*

COLLEGE: *PENN STATE*

BIRTHDATE:
09 / 07 / 88

HEIGHT:
6'5"

WEIGHT:
288

NFL EXP:
7 YRS

ACQUIRED:
FA '17

JACK CRAWFORD - NFL REGULAR SEASON STATISTICS

		TACKLES								INTERCEPTIONS							FUMBLES					ST				MISC			
DATE	TEAM	GP	GS	TK	S	A	TFL	YDS	SK	YDS	QBH	NO	YDS	LG	TD	PD	FF	FR	YDS	TK	S	A	FF	FR	S	A			
2018	Falcons	10	5	19	13	6	5	25	4.5	29.0	6	0	0	0	0	0	0	1	0	0	0	0	0	0	0	0			
2017	Falcons	4	0	5	3	2	0	0	0.0	0.0	3	0	0	0	0	0	0	0	0	0	0	0	0	0	0	0			
2016	Cowboys	16	10	25	13	12	4	19	3.5	14.5	6	0	0	0	0	0	0	0	0	0	0	0	0	0	0	0			
2015	Cowboys	16	1	21	14	7	7	31	4.0	29.0	4	0	0	0	0	0	0	0	0	0	0	0	0	0	0	0			
2014	Cowboys	6	0	8	6	2	2	3	2.0	10.0	1	0	0	0	0	0	1	0	0	0	0	0	0	0	0	0			
2013	Raiders	15	0	11	5	6	1	4	0.0	0.0	2	0	0	0	0	0	0	0	0	4	3	1	0	0	0	0			
2012	Raiders	4	0	3	2	1	0	0	0.0	0.0	0	0	0	0	0	0	0	0	0	0	0	0	0	0	0	0			
NFL TOTALS		71	16	92	56	36	19	82	14.0	82.5	22	0	0	0	0	0	2	0	0	4	3	1	0	0	0	0			

JACK CRAWFORD - NFL POSTSEASON STATISTICS

		TACKLES										INTERCEPTIONS					FUMBLES					ST				MISC			
DATE	TEAM	GP	GS	TK	S	A	TFL	YDS	SK	YDS	QBH	NO	YDS	LG	TD	PD	FF	FR	YDS	TK	S	A	FF	FR	S	A			
2017	Falcons	0	0	0	0	0	0	0	0.0	0.0	0	0	0	0	0	0	0	0	0	0	0	0	0	0	0	0			
2016	Cowboys	1	0	1	0	1	0	0	0.0	0.0	0	0	0	0	0	0	0	0	0	0	0	0	0	0	0	0			
NFL TOTALS		1	0	1	0	1	0	0	0.0	0.0	0	0	0	0	0	0	0	0	0	0	0	0	0	0	0	0			

2018 GAME-BY-GAME REGULAR SEASON STATISTICS (FALCONS)

TACKLES											INTERCEPTIONS				FUMBLES			ST				MISC					
DATE	OPPONENT	TK	S	A	SK	YDS	TFL	YDS	QBH	NO	YDS	LG	TD	PD	FF	FR	YDS	TK	S	A	FF	FR	S	A	W/L	SCORE	
09/06	at Eagles	P	1	1	0	0.0	0.0	0	0	0	0	0	0	0	0	0	0	0	0	0	0	0	0	0	0	L	12-18
09/16	PANTHERS	P	0	0	0	0.0	0.0	0	0	0	0	0	0	0	0	0	0	0	0	0	0	0	0	0	0	W	31-24
09/23	SAINTS	P	1	0	1	0.0	0.0	0	0	0	0	0	0	0	0	0	0	0	0	0	0	0	0	0	0	L	37-43+
09/30	BENGALS	S	4	3	1	0.5	5.0	0	0	0	0	0	0	0	0	0	0	0	0	0	0	0	0	0	0	L	36-37
10/07	at Steelers	P	1	1	0	0.0	0.0	1	1	0	0	0	0	0	0	0	0	0	0	0	0	0	0	0	0	L	17-41
10/14	BUCCANEERS	S	2	1	1	1.0	6.0	1	6	2	0	0	0	0	0	0	0	0	0	0	0	0	0	0	0	W	34-29
10/22	GIANTS	S	2	1	1	1.0	8.0	1	8	2	0	0	0	0	0	0	0	0	0	0	0	0	0	0	0	W	23-20
11/04	at Redskins	S	4	4	0	2.0	10.0	2	10	1	0	0	0	0	0	0	0	0	0	0	0	0	0	0	0	W	38-14
11/11	at Browns	P	2	0	2	0.0	0.0	0	0	0	0	0	0	0	0	0	0	0	0	0	0	0	0	0	0	L	16-28
11/18	COWBOYS	S	2	2	0	0.0	0.0	0	0	0	0	0	0	0	1	0	0	0	0	0	0	0	0	0	0	L	19-22
2018 TOTALS		10-5	19	13	6	4.5	29.0	5	25	6	0	0	0	0	0	1	0	0	0	0	0	0	0	0	0	4-6	

+ - Overtime

UPDATED PLAYER BIOS

97

GRADY JARRETT

DEFENSIVE TACKLE

(4TH YEAR WITH FALCONS)



HOMETOWN: *CONYERS, GA*

COLLEGE: *CLEMSON*

BIRTHDATE:
04/28/93

HEIGHT:
6'0"

WEIGHT:
305

NFL EXP:
4 YRS

ACQUIRED:
05'15

GRADY JARRETT - NFL REGULAR SEASON STATISTICS

DATE	TEAM	GP	GS	TACKLES							INTERCEPTIONS							FUMBLES			ST				MISC	
				TK	S	A	TFL	YDS	SK	YDS	QBH	NO	YDS	LG	TD	PD	FF	FR	YDS	TK	S	A	FF	FR	S	A
2018	Falcons	8	8	30	15	15	4	22	3.0	20.0	9	0	0	0	0	0	0	0	0	0	0	0	0	0	0	0
2017	Falcons	16	16	55	34	21	15	64	4.0	33.0	13	0	0	0	0	0	0	0	0	0	0	0	0	0	0	0
2016	Falcons	16	14	48	21	27	4	21	3.0	18.0	9	0	0	0	0	0	0	1	0	0	0	0	0	0	0	0
2015	Falcons	15	2	24	13	11	4	14	1.0	5.0	2	0	0	0	0	0	0	0	0	0	0	0	0	0	0	0
NFL TOTALS		55	40	157	83	74	27	121	11.0	76.0	33	0	0	0	0	0	0	1	0	0	0	0	0	0	0	0

GRADY JARRETT - NFL POSTSEASON STATISTICS

DATE	TEAM	GP	GS	TACKLES							INTERCEPTIONS							FUMBLES			ST				MISC	
				TK	S	A	TFL	YDS	SK	YDS	QBH	NO	YDS	LG	TD	PD	FF	FR	YDS	TK	S	A	FF	FR	S	A
2017	Falcons	2	2	2	2	0	0	0	0.0	0.0	2	0	0	0	0	0	0	0	0	0	0	0	0	0	0	0
2016	Falcons	3	3	10	7	3	3	11	3.0	11.0	5	0	0	0	0	0	0	0	0	0	0	0	0	0	0	0
NFL TOTALS		5	5	12	9	3	3	11	3.0	11.0	7	0	0	0	0	0	0	0	0	0	0	0	0	0	0	0

2018 GAME-BY-GAME REGULAR SEASON STATISTICS (FALCONS)

		TACKLES								INTERCEPTIONS				FUMBLES			ST				MISC									
DATE	OPPONENT	TK	S	A	SK	YDS	TFL	YDS	QBH	NO	YDS	LG	TD	PD	FF	FR	YDS	TK	S	A	FF	FR	S	A	W/L	SCORE				
09/06	at Eagles	S	5	3	2	0.0	0.0	0	0	1	0	0	0	0	0	0	0	0	0	0	0	0	0	0	L	12-18				
09/16	PANTHERS	S	5	2	3	0.0	0.0	0	0	3	0	0	0	0	0	0	0	0	0	0	0	0	0	0	W	31-24				
09/23	SAINTS	S	3	2	1	0.0	0.0	0	0	0	0	0	0	0	0	0	0	0	0	0	0	0	0	0	L	37-43+				
09/30	BENGALS	S	3	2	1	0.0	0.0	1	2	0	0	0	0	0	0	0	0	0	0	0	0	0	0	0	L	36-37				
10/07	at Steelers									INACTIVE																			L	17-41
10/14	BUCCANEERS									INACTIVE																			W	34-29
10/22	GIANTS	S	5	2	3	2.0	11.0	2	11	2	0	0	0	0	0	0	0	0	0	0	0	0	0	0	W	23-20				
11/04	at Redskins	S	3	1	2	1.0	9.0	1	9	1	0	0	0	0	0	0	0	0	0	0	0	0	0	0	W	38-14				
11/11	at Browns	S	3	1	2	0.0	0.0	0	0	0	0	0	0	0	0	0	0	0	0	0	0	0	0	0	L	16-28				
11/18	COWBOYS	S	3	2	1	0.0	0.0	0	0	2	0	0	0	0	0	0	0	0	0	0	0	0	0	0	L	19-22				
2018 TOTALS		0-8	30	15	15	3.0	20.0	4	22	9	0	0	0	0	0	0	0	0	0	0	0	0	0	0	4-6					

+ - Overtime

UPDATED PLAYER BIOS

98

TAKKARIST MCKINLEY

DEFENSIVE END

(2ND YEAR WITH FALCONS)



HOMETOWN: OAKLAND, CA

COLLEGE: UCLA

BIRTHDATE:
11 / 02 / 95

HEIGHT:
6'4"

WEIGHT:
230

NFL EXP:
2 YRS

ACQUIRED:
01 '17

TAKKARIST MCKINLEY - NFL REGULAR SEASON STATISTICS

TACKLES										INTERCEPTIONS				FUMBLES				ST				MISC				
DATE	TEAM	GP	GS	TK	S	A	TFL	YDS	SK	YDS	QBH	NO	YDS	LG	TD	PD	FF	FR	YDS	TK	S	A	FF	FR	S	A
2018	Falcons	9	6	15	11	4	6	40	5.5	43.0	9	0	0	0	0	0	0	0	0	0	0	0	0	0	0	0
2017	Falcons	16	0	20	15	5	7	26	6.0	42.0	10	0	0	0	0	1	2	1	0	0	0	0	0	0	0	0
NFL TOTALS		25	6	35	26	9	13	66	11.5	85.0	19	0	0	0	0	1	2	1	0	0	0	0	0	0	0	0

TAKKARIST MCKINLEY - NFL POSTSEASON STATISTICS

TACKLES											INTERCEPTIONS				FUMBLES				ST				MISC			
DATE	TEAM	GP	GS	TK	S	A	TFL	YDS	SK	YDS	QBH	NO	YDS	LG	TD	PD	FF	FR	YDS	TK	S	A	FF	FR	S	A
2017	Falcons	2	0	5	4	1	2	13	2.0	13.0	2	0	0	0	0	1	0	0	0	0	0	0	0	0	0	0
NFL TOTALS		2	0	5	4	1	2	13	2.0	13.0	2	0	0	0	0	1	0	0	0	0	0	0	0	0	0	0

2018 GAME-BY-GAME REGULAR SEASON STATISTICS (FALCONS)

TACKLES										INTERCEPTIONS				FUMBLES			ST				MISC					
DATE	OPPONENT	TK	S	A	SK	YDS	TFL	YDS	QBH	NO	YDS	LG	TD	PD	FF	FR	YDS	TK	S	A	FF	FR	S	A	W/L	SCORE
09/06	at Eagles	S	1	1	0	1.0	6.0	1	6	2	0	0	0	0	0	0	0	0	0	0	0	0	0	0	L	12-18
09/16	PANTHERS	S	2	2	0	1.0	5.0	1	5	1	0	0	0	0	0	0	0	0	0	0	0	0	0	0	W	31-24
09/23	SAINTS									INACTIVE															L	37-43+
09/30	BENGALS	S	3	2	1	2.5	24.0	2	19	3	0	0	0	0	0	0	0	0	0	0	0	0	0	0	L	36-37
10/07	at Steelers	P	2	1	1	0.0	0.0	0	0	0	0	0	0	0	0	0	0	0	0	0	0	0	0	0	L	17-41
10/14	BUCCANEERS	S	0	0	0	0.0	0.0	0	0	0	0	0	0	0	0	0	0	0	0	0	0	0	0	0	W	34-29
10/22	GIANTS	S	4	3	1	1.0	8.0	1	8	2	0	0	0	0	0	0	0	0	0	0	0	0	0	0	W	23-20
11/04	at Redskins	S	1	1	0	0.0	0.0	0	0	0	0	0	0	0	0	0	0	0	0	0	0	0	0	0	W	38-14
11/11	at Browns	P	0	0	0	0.0	0.0	0	0	0	0	0	0	0	0	0	0	0	0	0	0	0	0	0	L	16-28
11/18	COWBOYS	P	2	1	1	0.0	0.0	1	2	1	0	0	0	0	0	0	0	0	0	0	0	0	0	0	L	19-22
2018 TOTALS		9-6	15	11	4	5.5	43.0	6	40	9	0	0	0	0	0	0	0	0	0	0	0	0	0	0	4-6	

+ - Overtime

99

TERRELL MCCLAIN

DEFENSIVE TACKLE

(1ST YEAR WITH FALCONS)



HOMETOWN: PENSACOLA, FLA

COLLEGE: SOUTH FLORIDA

BIRTHDATE:
07 / 20 / 88

HEIGHT:
6'2"

WEIGHT:
302

NFL EXP:
8 YRS

ACQUIRED:
FA '18

UPDATED PLAYER BIOS

TERRELL MCCLAIN - NFL REGULAR SEASON STATISTICS

		TACKLES										INTERCEPTIONS						FUMBLES					ST					MISC			
DATE	TEAM	GP	GS	TK	S	A	TFL	YDS	SK	YDS	QBH	NO	YDS	LG	TD	PD	FF	FR	YDS	TK	S	A	FF	FR	S	A	FF	FR	S	A	
2018	Falcons	10	5	14	7	7	0	0	0.0	0.0	0	0	0	0	0	0	0	0	0	0	0	0	0	0	0	0	0	0	0	0	
2017	Redskins	12	2	20	17	3	3	19	2.0	18.0	3	0	0	0	0	0	0	1	0	0	0	0	0	0	0	0	0	0	0	0	
2016	Cowboys	15	15	40	21	19	3	10	2.5	15.5	7	0	0	0	0	0	2	0	0	0	0	0	0	0	0	0	0	0	0	0	
2015	Cowboys	2	0	2	2	0	0	0	0.0	0.0	0	0	0	0	0	0	0	0	0	0	0	0	0	0	0	0	0	0	0	0	
2014	Cowboys	13	0	19	14	5	3	6	1.0	13.0	3	0	0	0	0	0	1	0	0	0	0	0	0	0	0	0	0	0	0	0	
2013	Texans	16	0	10	8	2	0	0	0.0	0.0	1	0	0	0	0	0	0	1	0	0	0	0	0	0	0	0	0	0	0	0	
2012	Texans	3	0	0	0	0	0	0	0.0	0.0	0	0	0	0	0	0	0	0	0	0	0	0	0	0	0	0	0	0	0	0	
Went from Patriots to Texans.																															
2012	Patriots	1	0	0	0	0	0	0	0.0	0.0	0	0	0	0	0	0	0	0	0	0	0	0	0	0	0	0	0	0	0	0	
2011	Panthers	12	12	19	13	6	2	0	1.0	0.0	2	0	0	0	0	0	0	1	0	0	0	0	0	0	0	0	0	0	0	0	
NFL TOTALS		84	34	124	82	42	11	35	6.5	46.5	16	0	0	0	0	0	3	3	0	0	0	0	0	0	0	0	0	0	0	0	

TERRELL MCCLAIN - NFL POSTSEASON STATISTICS

		TACKLES										INTERCEPTIONS					FUMBLES					ST					MISC			
DATE	TEAM	GP	GS	TK	S	A	TFL	YDS	SK	YDS	QBH	NO	YDS	LG	TD	PD	FF	FR	YDS	TK	S	A	FF	FR	S	A	FF	FR	S	A
2016	Cowboys	1	1	0	0	0	0	0	0.0	0.0	0	0	0	0	0	0	0	0	0	0	0	0	0	0	0	0	0	0	0	0
2014	Cowboys	1	0	0	0	0	0	0	0.0	0.0	0	0	0	0	0	0	0	0	0	0	0	0	0	0	0	0	0	0	0	0
2012	Texans	0	0	0	0	0	0	0	0.0	0.0	0	0	0	0	0	0	0	0	0	0	0	0	0	0	0	0	0	0	0	0
NFL TOTALS		2	1	0	0	0	0	0	0.0	0.0	0	0	0	0	0	0	0	0	0	0	0	0	0	0	0	0	0	0	0	0

2018 GAME-BY-GAME REGULAR SEASON STATISTICS (FALCONS)

		TACKLES								INTERCEPTIONS					FUMBLES			ST				MISC								
DATE	OPPONENT	TK	S	A	SK	YDS	TFL	YDS	QBH	NO	YDS	LG	TD	PD	FF	FR	YDS	TK	S	A	FF	FR	S	A	FF	FR	S	A	W/L	SCORE
09/06	at Eagles	S	1	1	0	0.0	0.0	0	0	0	0	0	0	0	0	0	0	0	0	0	0	0	0	0	0	0	0	0	L	12-18
09/16	PANTHERS	S	0	0	0	0.0	0.0	0	0	0	0	0	0	0	0	0	0	0	0	0	0	0	0	0	0	0	0	0	W	31-24
09/23	SAINTS	S	3	3	0	0.0	0.0	0	0	0	0	0	0	0	0	0	0	0	0	0	0	0	0	0	0	0	0	0	L	37-43+
09/30	BENGALS	P	0	0	0	0.0	0.0	0	0	0	0	0	0	0	0	0	0	0	0	0	0	0	0	0	0	0	0	0	L	36-37
10/07	at Steelers	S	1	1	0	0.0	0.0	0	0	0	0	0	0	0	0	0	0	0	0	0	0	0	0	0	0	0	0	0	L	17-41
10/14	BUCCANEERS	S	3	2	1	0.0	0.0	0	0	0	0	0	0	0	0	0	0	0	0	0	0	0	0	0	0	0	0	0	W	34-29
10/22	GIANTS	P	2	0	2	0.0	0.0	0	0	0	0	0	0	0	0	0	0	0	0	0	0	0	0	0	0	0	0	0	W	23-20
11/04	at Redskins	P	0	0	0	0.0	0.0	0	0	0	0	0	0	0	0	0	0	0	0	0	0	0	0	0	0	0	0	0	W	38-14
11/11	at Browns	P	1	0	1	0.0	0.0	0	0	0	0	0	0	0	0	0	0	0	0	0	0	0	0	0	0	0	0	0	L	16-28
11/18	COWBOYS	P	3	0	3	0.0	0.0	0	0	0	0	0	0	0	0	0	0	0	0	0	0	0	0	0	0	0	0	0	L	19-22
2018 TOTALS		10-5	14	7	7	0.0	0.0	0	0	0	0	0	0	0	0	0	0	0	0	0	0	0	0	0	0	0	0	0	4-6	

+ - Overtime