
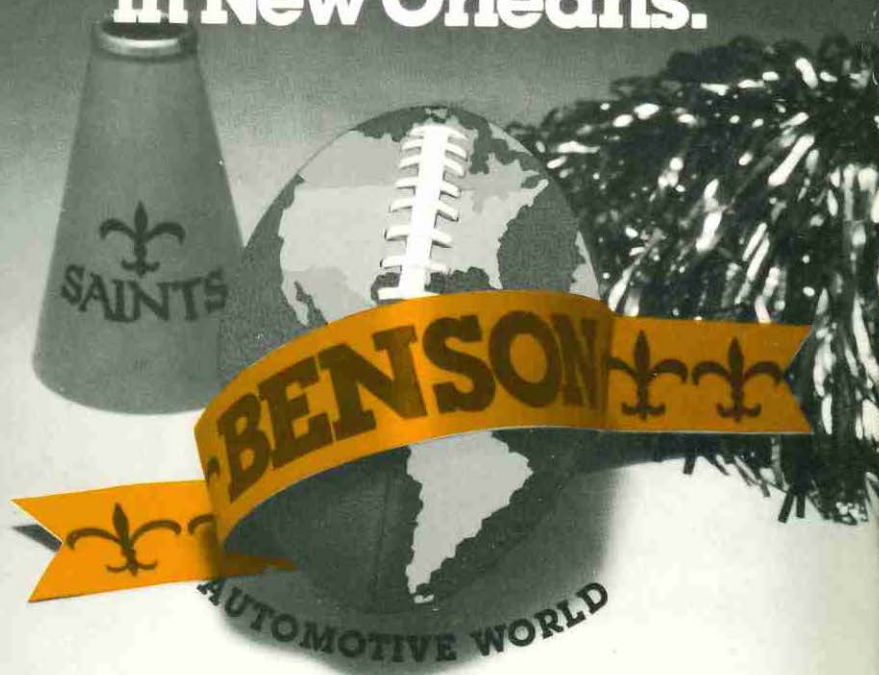


NEW ORLEANS
SAINTS
1986 OFFICIAL MEDIA GUIDE



\$3.00

We're Working to Win in New Orleans.



BENSON ACURA
101 River Road
Jefferson (504) 837-4000

BENSON HONDA
10900 East I-10 Service Road
New Orleans (504) 245-1777

BENSON ISUZU
8933 Veterans Memorial Blvd.
Metairie (504) 468-8880

BENSON VW-SUBARU EAST
10920 East I-10 Service Rd.
New Orleans (504) 245-1011

**BENSON CONTINENTAL
VOLKSWAGEN/SUBARU**
6636 Veterans Memorial Blvd.
Metairie (504) 887-5049

BENSON BMW
2630 Veterans Memorial Blvd.
Kenner (504) 469-6165

BENSON TOYOTA
8900 Veterans Memorial Blvd.
Metairie (504) 464-4500

**BENSON JEEP/RENAULT/
PEUGEOT**
8951 Veterans Memorial Blvd.
Metairie (504) 466-7693

JEROME PONTIAC/GMC TRUCK
10940 East I-10 Service Road
New Orleans (504) 244-9327

BENSON CHEVROLET
2600 Veterans Memorial Blvd.
Kenner (504) 468-9817

BENSON NISSAN
3727 Veterans Memorial Blvd.
Metairie (504) 455-5800

**BENSON MOTOR COMPANY
MERCEDES-BENZ**
2001 St. Charles Ave.
New Orleans (504) 522-2365

BENSON LEASING & RENTAL
901 Papworth Ave., Suite 600
Metairie (504) 836-2077

New Orleans Saints 1986 Schedule

PRESEASON GAMES

Date	Opponent	New Orleans Kickoff Time
Aug. 9 (Sat.)	at Denver Broncos	8 p.m.
AUG. 16 (SAT.)	NEW ENGLAND PATRIOTS	7 P.M.
Aug. 23 (Sat.)	at Houston Oilers	8 p.m.
AUG. 30 (SAT.)	KANSAS CITY CHIEFS	7 P.M.

LEAGUE GAMES*

SEPT. 7	ATLANTA FALCONS	12 NOON
SEPT. 14	GREEN BAY PACKERS	12 NOON
Sept. 21	at San Francisco 49ers	3 p.m.
Sept. 28	at New York Giants	12 Noon
OCT. 5	WASHINGTON REDSKINS	12 NOON
Oct. 12	at Indianapolis Colts	12 Noon
Oct. 19	TAMPA BAY BUCCANEERS	12 NOON
Oct. 26	at New York Jets	12 Noon
NOV. 2	SAN FRANCISCO 49ers	12 NOON
NOV. 9	LOS ANGELES RAMS	12 NOON
Nov. 16	at St. Louis Cardinals	12 Noon
Nov. 23	at Los Angeles Rams	3 p.m.
NOV. 30	NEW ENGLAND PATRIOTS	12 NOON
DEC. 7	MIAMI DOLPHINS	12 NOON
Dec. 14	at Atlanta Falcons	12 Noon
Dec. 21	at Minnesota Vikings	12 Noon

*All Sunday games

HOME GAMES IN CAPS

ON THE COVER

New uniforms are a feature of the 1986 Saints. The Saints this season wear gold pants, home and away. Prior to the change, the Saints had worn white pants at home, black on the road, since 1976. The new gold pants feature a wide, untrimmed black stripe on the leg with a new State of Louisiana insignia on the hip. Also new this year are the uniform socks. Previously solid black, the socks now feature a wide gold band in the middle.

The new uniform features a re-designed jersey. The team continues to wear black jerseys at home and white on the road. However, the jersey now features the State/Fleur de Lis on the sleeve with numbers on the shoulder. The alternating gold-and-white bands previously featured on the sleeve have been eliminated.

CONTENTS

ALUMNI.....	124-127	Big Days.....	134-136
BIOGRAPHIES		Consecutive' Records.....	137
Administration.....	19-21	Leaders, All-Time.....	132-133
Coaching Staff.....	10-14	Leaders by Years.....	128-131
Executives.....	6-7	Opponent Individual.....	151
Head Coach.....	8-9	Opponent Team.....	152
Other Saints, 1986.....	80-81, 84-86	Saints Individual.....	140-143
Owner/General Partner.....	4-5	Saints Team.....	144-150
Rookies.....	70-75	Series Records.....	104-109
Scouting.....	17-18	Two-Team Records.....	152-153
Training & Equipment Staff.....	15-16	REPLAY OFFICIATING.....	157
Veteran Players.....	23-69	RESULTS	
DATEBOOK.....	69	All-Time.....	115-117
DEPTH CHART.....	87	Preseason.....	118
DIRECTORY.....	3	1985 Postseason.....	155
DRAFT HISTORY.....	120-123	REVIEW OF 1985.....	88-95
GAME STAFF.....	20	ROSTERS	
HISTORY.....	110-114	First-Year.....	77
HOTELS.....	136	Numerical.....	78
HOW SAINTS WERE BUILT.....	79	Veterans.....	76
LAST TIME.....	7	SCHEDULES	
LONGEST PLAYS, 1985.....	9	1985 Postseason.....	78
MEDIA INFORMATION.....	162	NFL Preseason.....	158
MVP's.....	103	NFL Regular Season.....	159-161
NFL DIRECTORY.....	154	STANDINGS, ALL-TIME.....	119
NFL STANDINGS, 1985.....	155	STATISTICS	
OPPONENT INFORMATION.....	98-103	1985 Individual.....	96-97
PRESEASON TELECASTS.....	164	1985 Team.....	96-97
PRONUNCIATION GUIDE.....	161	SUPER BOWL RESULTS.....	139
RADIO NETWORK.....	164	TICKET INFORMATION.....	163
RECORDS		TIE-BREAKERS.....	156
Attendance.....	138-139	TRAINING CAMP.....	154
		UNIFORM CHANGES.....	150

Saints To Train At Southeastern Louisiana

Hammond, Louisiana is the site of 1986 Saints training camp. The facilities at Southeastern Louisiana University will be utilized for the summer training session which begins July 21 and ends August 22.

The Saints trained at Louisiana Tech University in Ruston in 1985. In 1975, Nicholls State University in Thibodaux was the site of camp.

Mailing address for the Saints at training camp is: Southeastern Louisiana University, Hammond, LA 70402.

Phone numbers:

Switchboard and all Saints numbers.....	(504) 549-5030
Public Relations.....	(504) 542-5545
News Reports.....	(504) 542-3538
Camp TWX.....	(810) 951-0050

Saints Directory

Owner/General Partner.....	Tom Benson
President/General Manager.....	Jim Finks

ADMINISTRATION

Director of Administration.....	Bruce Broussard
Assistant Controller.....	Charleen Sharpe
Data Processing Manager.....	Jay Romig
Director of Public Relations.....	Greg Suit
Assistant Director of Public Relations.....	Rusty Kasmiersky
Public Relations Assistant.....	Sylvia Alfortish
Travel Coordinator/Director of Marketing.....	Barra Birrcher
Ticket Manager.....	Sandy King

COACHING AND PLAYER PERSONNEL STAFF

Head Coach.....	Jim Mora
Offensive Coordinator/Quarterbacks.....	Carl Smith
Running Backs.....	Jim Skipper
Receivers.....	Steve Walters
Tight Ends/Special Teams.....	Joe Marciano
Offensive Line.....	Jim Erkenbeck
Defensive Coordinator/Linebackers.....	Steve Sidwell
Linebackers.....	Vic Fangio
Defensive Line.....	John Pease
Defensive Secondary.....	Dom Capers
Strength and Conditioning.....	Russell Paternostro
Director of Player Personnel.....	Bill Kuharich
Personnel Scouts.....	Bill Baker, Jr., Hamp Cook, Tom Marino, Carmen Piccone
Director of Videotape.....	Erby Aucoin
Photographer.....	Albert Aucoin
Trainer.....	Dean Kleinschmidt
Assistant Trainer.....	Kevin Mangum
Equipment Manager.....	Dan Simmons
Assistant Equipment Manager.....	Glennon (Silky) Powell
Grounds Superintendent.....	Lester Vallet
Team Physicians.....	Dr. Charles L. Brown, Dr. Ken Saer, Dr. Terry Habig, Dr. Lee Moss
Team Dentist.....	Dr. King McGoey

Tickets: 1500 Poydras Street
New Orleans, LA 70112
(504) 522-2600

Football Office: 6928 Saints Drive
Metairie, LA 70003
(504) 733-0255
(504) 733-6147 (Public Relations)

TOM BENSON

Owner/General Partner



ROMAGUERA

Winning in the world of business is a familiar posture for owner/general partner Tom Benson. Winning in the National Football League is a goal that the native New Orleanian vigorously pursues into his second season as an NFL owner.

Longtime Benson associates will attest that he has built a business empire from ground-zero with a roll-up-the-sleeves work ethic and a personal tenacity that makes things happen.

He demonstrated those qualities in the protracted negotiations in Spring, 1985, that led to the purchase of the franchise. Before the purchase was completed June 3, Benson had assembled a group of ten partners and formed a coalition of political, business and community figures. Through months of setbacks, he continued to orchestrate the monumental task of guiding the sale to completion, a goal that many, even some involved in the project, thought impossible.

With the team secured in New Orleans, he spent the 1985 season observing and evaluating franchise operations, eventually beginning to place his personal touch on the football operation.

Following that initial campaign, conducted with incumbent front office and coaching personnel, Benson again demonstrated his commitment to bringing a winner to his hometown. In January he brought highly-regarded Jim Finks on board as president/general manager. Soon after, Jim Mora, much in demand after his striking success with the Philadelphia/Baltimore Stars, was hired as head coach.

Understanding the support of Saints fans since the birth of the franchise in 1967, Benson underlines the need for success.

"There is a difference between wanting to win and having to win," he explained. "In our case, we have to win. We have to put in the extra effort that leads to achievement. When you have to win, you really look for the extra things that can make you successful."

Benson was born in New Orleans in 1927 and grew up on the edge of the city's sprawling 9th Ward. He was educated at St. Aloysius High School (now Brother Martin) and Loyola University. As a youngster, he played sandlot football at St. Roch Park and earned spending money delivering the Times Picayune newspaper.

After studying business and accounting at Loyola, the young Benson went to work as a bookkeeper for the Cathey Chevrolet Co. in New Orleans in 1948.

By 1956, at age 29, Benson was on his way to San Antonio, Texas to manage a Chevrolet dealership as a junior partner. Six years later he took full control of the dealership and established the Tom Benson Chevrolet Co. That acquisition, combined with Benson's confidence and determination, spawned what is today Benson Automotive World with 36 different franchises at 21 dealerships, 12 of which are in New Orleans, eight in San Antonio and one in Kerrville, Texas. He currently serves on several advisory boards of General Motors Corp.

He also has extensive real estate and banking interests, including the Ponchartrain State Bank with three New Orleans-area branches.

Appreciative of the fact that New Orleans, its schools, business community and people gave him his start, Benson and his brothers, Jerome and Larry, established the Free Enterprise Resource Center at Brother Martin High School in honor of their parents, Tom Sr. and Carmen. He has also sponsored chairs in free enterprise at two universities, and is director of the chair of St. Mary's University.

He serves his college alma mater on the President's Council of Loyola University.

Benson has received many honors for his community involvement, a few of which are: American Tradition award from the B'nai Brith Foundation of the United States; Rev. Jaques E. Yenni Award for Community Service from Loyola University; N.A.D.A. Northwood Institute Award for Outstanding Service to Education; Brotherhood Award of the National Conference of Christians and Jews; Order of St. Louis Medallion for dedication to church from the Archdiocese of New Orleans; 1986 Brother Martin High School Alumnus of the Year; and Honorary Doctor of Science and Business from Cleary College (Ypsilanti, Mich.).

He is one of four children and the grandnephew of the late Herbert Benson, a local architect who helped design Tulane Stadium and was one of the founders of the annual Sugar Bowl football game.

In addition to his home in New Orleans, Benson also has a 2,000-acre ranch near that of the late president Lyndon Johnson where he maintains a stable of race horses that carry his silver and blue colors to several Louisiana tracks. Part of the ranch is a game preserve, a refuge for exotic deer, antelope and other species. He has also developed a prestigious herd of Angus cattle.

Benson and his wife, the former Grace Trudeau of New Orleans, share a family of six children: Rene LeBlanc, Tootsie Benson, Donn Walker, Susan Stucke, Rick Walker and Mirian Walker.

JIM FINKS

President/General Manager



LUCIA

Jim Finks was named president and general manager of the Saints franchise Jan. 14, bringing with him a background of success as a player, coach, scout and administrator that spans 37 years in sports.

In addition to his duties as head of the franchise, Finks is also part-owner of the team. His charge is to make the Saints a winner. He has proven, with two other NFL franchises, and at various other stops, that he is capable of achieving that goal.

During a ten-year association with the Minnesota Vikings, Finks brought that NFC Central club to the top of the professional game. He joined the Vikings in 1964 as general manager. He became vice president in 1969 and executive vice president, 1973. Upon arrival in Minnesota, Finks hired then-unknown Bud Grant to coach the Vikings. That was just one of many calculated moves that would take the team to two Super Bowls (Jan. 1970 and 1974) during Finks' tenure, and establish the foundation for two more Viking appearances in the title game. During his final four seasons with the Vikings (1970-73), the team achieved 47 victories. Following Minnesota's second Super Bowl appearance, Finks resigned.

In 1968, Finks had served on the first NFL negotiating committee that met with the players association. After leaving the Vikings, he served full-time with the NFL Management Council through the turbulent summer of 1974 and helped end a players' strike prior to the start of the season. Since that time, he has remained a consultant to the management council.

Finks was named executive vice president, general manager and chief operating officer of the Chicago Bears just two days before the 1974 season opener.

The Bears situation was similar to that which he found on his arrival in Minnesota, a franchise with few accomplishments over several seasons. He spent that first season observing, evaluating and planning. By 1977, the Bears were in the playoffs for the first time since 1963.

Following the 1982 season, Finks moved from the Bears to the Chicago Cubs where he served as team president through the successful 1984 campaign for the National League East title.

In 1985 he served as a senior consultant with the Chicago-based

public relations firm of Hill and Knowlton.

Finks, 58, entered the NFL as a rookie quarterback in 1949 from Tulsa University. The Steelers were the only team in the NFL to still employ the single wing, and Finks played defensive back until 1952 when Pittsburgh converted to the T-formation. Finks became the starting quarterback that year and went on to represent the Eastern Conference in the Pro Bowl along with Otto Graham. He also played professional baseball, 1949-50.

He retired as an NFL player following the 1955 season and joined Notre Dame as backfield coach on Terry Brennan's staff.

He served as assistant coach and scout for Calgary in the CFL the following season and took over as general manager of the Stampers in late 1957. He remained with the Stampers until joining the Vikings in 1964.

A native of Salem, Ill., Finks was born Aug. 31, 1927. Finks, an avid tennis player, and his wife Maxine reside in Metairie. They have four sons: Jim, David, Dan and Tom.

THE LAST TIME

Intercepted pass returned for TD — Nov. 17, 1985, by Terry Hoage, 52 yards at Green Bay.


Fumble recovery returned for TD — Dec. 1, 1985, by Jack Del Rio, 22 yards vs. Los Angeles Ram.

Fumble recovered in end zone for TD — Dec. 18, 1983, by Steve Korte vs. Los Angeles Rams.

Punt Return for TD — Dec. 15, 1968, by Charlie Brown, 53 yards vs. Pittsburgh.

Kickoff Return for TD — Nov. 27, 1977 by Clarence Chapman, 92 yards at San Francisco.

JIM MORA HEAD COACH



Jim Mora brings impeccable credentials to New Orleans as he embarks on his first year as an NFL head coach. After years of college and professional football apprenticeship, Mora spent the past three seasons accumulating a record of success that would be difficult to match in any league.

As head coach of the Philadelphia/Baltimore Stars 1983-85, Mora posted an astonishing 48-13-1 record, guided his team into the championship game all

three years, won the league championship in 1984 and 1985 and was named coach of the year in 1984.

Those accomplishments, as well as his reputation as a hard-working, businesslike competitor, made Mora much in demand when NFL coaching openings were announced after the 1985 season. He had several offers to turn the fortunes of NFL clubs as head coach. But of four NFL openings for a head coach, Mora was attracted to New Orleans. He was one of eight candidates personally interviewed by president/general manager Jim Finks.

"I was impressed with the Saints ownership and organization, the plan for the franchise and the people," Mora said of his choice. "Mr. (Tom) Benson wants to win, and he knows what it takes to be a winner. Jim Finks has a great track record in the NFL. There is a tremendous opportunity here in New Orleans."

And a challenge to bring the franchise a winning season that will be its first.

Mora, 51, spent 23 years coaching in the college and professional ranks before embarking on his first experience as a pro head coach. In addition to his tenure as head coach of the Stars, where he became the winningest coach in the league, he worked in seven different college and NFL organizations before joining the Saints January 28.

A native of Los Angeles and the son of a television film editor, Mora played tight end and defensive end four years at Occidental College. His teammate and roommate, now-congressman Jack Kemp, became a standout quarterback with the Buffalo Bills on his way to a career in public service. After completing his B.A. in physical education in 1957, Mora was assistant coach four years and head coach three years at his alma mater. He later earned a master's degree in education at USC.

In 1967, Mora joined John Ralston's staff at Stanford as linebackers coach. There he became friends with Dick Vermeil, quarterbacks and receivers coach on the same staff, who would later lead the Philadelphia Eagles to the Super Bowl.

Ralston would later describe Mora as having "the executive ability to run General Motors."

After a single season at Stanford, Mora moved to the University of Colorado in 1968 where he coached all phases of defense in six years on Eddie Crowder's staff.

In 1974, Mora joined Vermeil, then head coach at UCLA, as linebackers coach.

The following season, Mora moved to Don James' staff at the University of Washington as defensive coordinator and served in that capacity three seasons before making the jump to the National Football League.

In 1978, Mora joined the Seattle Seahawks as defensive line coach and remained with the AFC club until 1982 when he was named defensive coordinator of the New England Patriots. Mora's defensive unit played a major role in the Patriots' march to the playoffs that year.

In his first season with the Stars, 1983, Mora guided the team to a 16-4 record and a narrow miss in the league championship game, a loss to the Michigan Panthers, 24-22. The following year, Mora's team went 19-2 and defeated the Arizona Wranglers 23-3 for the title. Last season the team achieved a 13-7-1 mark and beat Oakland, quarterbacked by Bobby Hebert, now a Saint, for the championship, 28-24.

"I'm right where I want to be, right where I want to coach," said Mora. "And I like this challenge. Taking over a team that is looking for its first winning season appeals to me. We're not geniuses. I believe in working a football team as hard as we can. My job is to get the most out of our players, to get them to play up to their potential."

Mora, born May 24, 1935 at Glendale, California, and his wife, Connie, have three sons: Jim (24), an assistant coach with the San Diego Chargers; Michael (22) and Stephen (18).

SAINTS LONGEST PLAYS — 1985

RUN FROM SCRIMMAGE—45, Earl Campbell vs. Atlanta 12-22

PASS PLAY—76, Bobby Hebert to Eugene Goodlow vs. San Francisco 12-15 (TD)

PUNT RETURN—17, Willie Tullis at St. Louis 12-8

KICKOFF RETURN—69, Eric Martin vs. Kansas City 9-8

INTERCEPTION RETURN—52, Terry Hoage at Green Bay 11-17 (TD)

PUNT—58, Brian Hansen vs. Philadelphia 10-6

FIELD GOAL—55, Morten Andersen at Denver 9-15

Coaching Staff

CARL SMITH, Offensive Coordinator/Quarterbacks



Fresh off of two USFL championships, Carl Smith joined the Saints staff in 1986.


Smith directed the Stars' quarterbacks and wide receivers 1984-85 after a year as special teams coach.

Smith started his coaching career as graduate assistant at his alma mater, Cal Poly-San Luis Obispo in 1971. He moved to the University of Colorado as graduate assistant in 1972, and earned his first fulltime post as linebacker coach for the Buffaloes in 1973 where he worked with Saints head coach Jim Mora.

In 1974, Smith joined the staff at the University of Southwestern Louisiana as defensive line coach. He coached defensive backs for the Ragin' Cajuns 1975-76, then switched to the offensive side of the ball as offensive coordinator 1977-78. He served at Lamar University 1979-81, and was named offensive coordinator at North Carolina State in 1982.

Smith was born April 26, 1948 at Wasco, California. He and his wife, Dianne, live in Kenner with their two sons, Tracy and Tyler.

STEVE SIDWELL, Defensive Coordinator/Linebackers



Steve Sidwell comes to the Saints from the Indianapolis Colts, where he coached the defensive line in 1985.

All-conference at linebacker at the University of Colorado, Sidwell started his coaching tenure as linebacker coach 1966-73 at his alma mater, working there with Jim Mora. He moved to the University of Nevada-Las Vegas, assuming the additional duties of defensive coordinator, 1974-75. In 1976, Sidwell was named defensive coordinator at Southern Methodist University, and held that post until 1981.

Sidwell's first pro coaching spot came 1982-84, when he served as linebacker coach for the New England Patriots. The first season was served under Mora, the Patriots' defensive coordinator.

Born August 8, 1944 at Winfield, Kansas, Steve and his wife Katy have two sons, Brad and Scott. They live in Destrehan.

DOM CAPERS, Defensive Backs



Dom Capers comes to the Saints after two seasons at the USFL's Philadelphia/Baltimore Stars.


Lettering four years in football and baseball at Mount Union College, Capers opened his collegiate coaching career at Kent State as graduate assistant 1972-74. After a brief stint at the University of Washington in 1975, Capers accepted his first fulltime post at the University of Hawaii, coaching defensive backs 1975-76.

Following tenure at San Jose State (1977), California (1978-79) and Tennessee (1980-81), Capers joined Earle Bruce's staff at Ohio State (1982-83). The Buckeyes made bowl appearances in both of Capers' seasons.

The Stars won the USFL championship game both of Capers' seasons coaching the defensive backs.

Capers was born August 7, 1950 at Cambridge, Ohio. He and his wife, Holly, live in Metairie.

JIM ERKENBECK, Offensive Line



Jim Erkenbeck joined the Saints staff in 1986 after serving three years on the staff of the Stars of the USFL.

Following a college career at San Diego State where he earned one track and three football letters, Erkenbeck spent four years in the Marine Corps. He opened his coaching dossier at El Capatian High School in San Diego as head football coach. His first college post was at his alma mater 1960-63 coaching the offensive and defensive lines under Don Coryell. Erkenbeck served 1964-67 at Grossmont College in San Diego as head coach.

Stops at Utah State (1968), Washington State (1969-71), and California (1972-76) preceded Erkenbeck's first pro coaching role. In 1977, he was named offensive coordinator of the Winnipeg Blue Bombers of the Canadian Football League. He spent 1978-81 with the Montreal Alouettes and 1982 with the Calgary Stampeders coordinating the offense before joining the Stars staff in 1983.

Erkenbeck was born September 10, 1931 at Los Angeles, California. Father of two sons, Jeffery and Jim, Erkenbeck lives in Destrehan with his wife, Jocelyne.

VIC FANGIO, Linebackers



Joining the Saints in 1986 from the Stars, Fangio is the youngest of the coaching staff.

Fangio a graduate of East Stroudsburg University, started his coaching career at his high school alma mater, Dunmore High School, as linebacker coach in 1979. He was named defensive coordinator at Dunmore, serving in that capacity 1980-81. In 1982, Fangio worked as defensive coordinator at Milford Academy.

A year at the University of North Carolina coaching the defensive line preceded Fangio's appointment to the USFL Stars staff, where he served as defensive assistant and strength and conditioning coach.

Born August 8, 1958 at Dunmore, Pennsylvania, Fangio and his wife Patty live in Destrehan.

JOE MARCIANO, Tight Ends/Special Teams



Joe Marciano joins the Saints staff in 1986 from the Stars, where he coached tight ends and special teams.

After a four-year college career quarterbacking Temple University, Marciano coached at Wyoming Area High School in 1976 for his first coaching job. He then coached tight ends at East Stroudsburg (1977), and Rhode Island (1978-79). He moved to Villanova in 1980, and

joined Joe Paterno's staff at Penn State in 1981 as tight ends coach. In 1983, he returned to his alma mater to coach tight ends and special teams.

Marciano joined Jim Mora in 1983 on the Stars staff, and helped in the appearance of the Stars in all of the first three USFL championship games, and victories 1984-85.

Born in Scranton, Pennsylvania February 10, 1954, Marciano and his wife, Cheryl, live in Metairie.

DURABLE DUO

Only two offensive players—tackle Stan Brock and tight end Hoby Brenner—started every game in 1985.

RUSSELL PATERNOSTRO, Strength



Russell Paternostro joined the Saints in 1981 after success at training both individuals and teams at every level of competition.

A New Orleans native, Paternostro graduated from West Jefferson High School, and attended San Diego State University. He played football in high school and also at Camp Pendleton, California during his Navy tour of duty.

Paternostro returned to New Orleans in 1962, and managed and owned health clubs in the New Orleans area.

Paternostro was born July 21, 1940 in New Orleans. He and his wife, Mercy, have two daughters, Angela and Robyn. They reside in Jefferson.

JOHN PEASE, Defensive Line



John Pease comes to the Saints in 1986 from the USFL as defensive line coach of the Stars.

Following graduation from the University of Utah after an all-WAC senior season at wingback, Pease served in the military in Puerto Rico 1965-67. It was there that he got his first coaching experience, coordinating the offense at Antilles High School in 1966. He returned to his alma mater 1968-69 as graduate assistant.

His first fulltime job came at Fullerton College where he served 1970-73 as defensive coordinator. He served at Long Beach State 1974-76, and returned to Utah to coach 1977.


Pease coached at the University of Washington 1978-82 before joining the Stars staff in 1983.

Born October 14, 1943 in Pittsburgh, Pennsylvania, Pease has a daughter, Kristin. He and his wife, Chris, live in Metairie.

SAINTS MAKE FIRST VISIT TO HOOSIER DOME

On October 12, the Saints will play in the Hoosier Dome in Indianapolis for the first time ever. Following the 1986 season, the Saints will have played in all but one current NFL stadium—Lambeau Field in Green Bay, Wisconsin.

JIM SKIPPER, Running Backs




Joining the Saints in 1986, Jim Skipper coached running backs for the Stars 1983-85.

Skipper graduated from Whittier College, and started his coaching career at Duarte High School in California in 1973. He coached defensive backs at Cal Poly-Pomona 1974-76, and the same position at San Jose State 1977-78.

Skipper's first running backs coaching position came at the University of the Pacific in 1979, and coached 1980-82 at the University of Oregon in the same capacity.

A Louisiana native, Skipper was born January 23, 1949 at Breaux Bridge. Jim and his wife, Elmarie, have three sons, Courtney, Timmy, and Kelly, a sophomore running back at Fresno State. The Skippers live in Kenner.

STEVE WALTERS, Wide Receivers



Back for a second position in the NFL, Steve Walters joined the Saints staff in 1986.

A two-year football letterman at the University of Arkansas, Walters started coaching as graduate assistant at Virginia Tech 1971-72. He accepted his first fulltime coaching position at Tampa University as receivers coach in 1973.

Walters changed sides of the ball, coaching defensive backs at Northeast Louisiana 1974-75, then back to offense in 1976 with quarterbacks and receivers at Morehead State.

Stops at Tulsa (1977-78), Memphis State (1979), and SMU (1980-81) preceded Walters' first pro coaching post, tutoring defensive backs at the New England Patriots 1982-84.

Walters comes to the Saints from the University of Alabama, where he coached defensive backs 1985.

Born June 16, 1948 at Jonesboro, Arkansas, Walters and his wife, Susan, have two sons, Kirk and Kasey. They live in Destrehan.

DEAN KLEINSCHMIDT, Trainer



Now in his 18th year with the Saints, Dean Kleinschmidt was appointed head trainer in 1971. He was, at that time, the youngest head trainer in the NFL.

A native of Morgan, Minnesota, Kleinschmidt attended Indiana University. He served as student assistant trainer and staff assistant trainer.

Since joining the Saints in 1969, he has served annually on the Senior Bowl staff as trainer.

He has lectured in Sweden in 1976, Mexico City in 1978, and in Bahrain, an Arabian province, in 1984. He also serves as clinical director of the Sports Medicine Center at Slidell Memorial Hospital. He is member of the board of directors of the Professional Football Athletic Trainers Society.

Dean and his wife, Marlene, live in Metairie with their son, Rhett.

KEVIN MANGUM, Assistant Trainer



Kevin Mangum was named Saints assistant trainer in 1981.

Mangum served as student trainer at Southwest Mississippi Junior College for two seasons. He also spent two years at his alma mater, the University of Southern Mississippi where he graduated with a bachelor's degree in athletic administration and coaching with a specialization in athletic training.

A native of Tylertown, Mississippi, Kevin is single and resides in River Ridge.

DAN SIMMONS, Equipment Manager




A sixteen-year veteran of the equipment room, Dan Simmons is the second in a family of NFL equipment managers. Father Bill is equipment manager for the St. Louis Cardinals.

Simmons joined the Saints in 1973 after assisting his father in St. Louis for two seasons. A graduate of Meramec College in St. Louis, Dan served four years in the Navy following his graduation.

Dan and his wife, Elaine, live in Mandeville with their three children, Tracy, Tony and Amy.

GLENNON POWELL, Assistant Equipment Manager



Better known as Silky, Powell joined the Saints in 1975.

A native of New Orleans, Powell worked in physical education with the New Orleans Recreation Department. He also served as a coach and manager at his alma mater, Redemptorist High School.

Silky is single and resides in the Irish Channel area of New Orleans.

LESTER VALLET, Grounds Superintendent



Lester Vallet joined the Saints in 1979 with extensive experience in sports facility management and maintenance.

Vallet was stadium superintendent at Tulane University for 12 years. He also served as field crew supervisor at the Louisiana Superdome for three years before joining the Saints staff.

Lester and his wife, Carolyn, have two sons, Lester, Jr. and Melvin. They live in New Orleans.

ERBY AUCOIN, Director of Videotape



Erby Aucoin joined the Saints in 1968, and since then has set the pace in the NFL in team photography.

A native of Napoleonville, La., Aucoin graduated from LSU. Under his direction, the Saints were the first NFL team to have a complete film laboratory, which Aucoin operates from the team's Metairie practice facility.

In addition to his photography talents, Aucoin is also a carpenter and an accomplished Acadian chef.

Erby and his wife, Rosalie, reside in River Ridge. They have three sons, Erby III, Albert and Douglas; and five daughters, Patricia, Jayne, Cynthia, Deidra and Michelle.

ALBERT AUCOIN, Photographer



Son of director of photography Erby Aucoin, Albert has been with the Saints since 1976, when he started as a photographer in training camp. He joined the staff fulltime in 1980.

Albert graduated from East Jefferson High School in New Orleans. A native New Orleanian, Albert and his wife, Lori, reside in Mandeville.

SCOUTING

BILL KUHARICH, Director of Player Personnel



Kuharich joined the Saints in 1986 from the Philadelphia/Baltimore Stars of the USFL.


A graduate of Middlebury College in Vermont, Kuharich started his football career as a graduate assistant coach at Brown University in 1976. His first fulltime post came as offensive backfield coach at Hawaii in 1977. Stops at Georgetown (1978), St. Lawrence (1979), and Columbia (1980) followed.

When the USFL started, Kuharich went to Philadelphia as administrative aide to the general manager. He was named assistant general manager/director of player personnel in 1983. The Stars played in all three of the league's championship games and won the USFL title twice.

Both college and pro scouting, professional league player movement and evaluation, and self-scouting are duties of Kuharich's position with the Saints.

Born March 25, 1953 in Skokie, Illinois, Kuharich is the son of the late Joe Kuharich, head coach at Notre Dame, the Washington Redskins and Philadelphia Eagles. Kuharich is single and lives in Destrehan.

BILL BAKER, JR., Player Personnel Scout



Bill Baker joins the Saints in 1986 from three years service in the USFL.

Baker graduated from the University of Arizona in 1977 where he played center and defensive end. His coaching career started at Purdue University in 1978 as an assistant, where he remained until 1982.

Baker's first pro job came with the USFL's Arizona Wranglers in 1982 as director of college scouting. In 1983, he moved to the Michigan Panthers as director of college scouting. In 1984, he assumed a similar position with the USFL's Oakland Invaders.

Bill has a son, Bill (Bo) III.

HAMP COOK, Player Personnel Scout



Since joining the Saints in 1973, Hamp Cook enters his 14th season as a capable and experienced member of the scouting corps.

Cook coached high school teams in Mississippi and Alabama and was an assistant coach at the University of Southern Mississippi for eight years before joining the Saints. He graduated from Southern Mississippi with a masters degree in physical education.

Hamp and his wife, Tinkey, live in Hattiesburg, Mississippi. They have three children, Chuck, Tracey and Kyle.

TOM MARINO, Player Personnel Scout



Joining the Saints from the Baltimore Stars of the USFL, Tom Marino brings fifteen years of scouting experience to the Saints.

A graduate of Boston State College, Marino worked three years as scout for the Chicago Bears while finishing his undergraduate degree. He joined the Philadelphia Bell of the WFL in 1974 as the team's director of player personnel.

He was named to the scouting staff of the Dallas Cowboys, and served 1976. Following the Cowboys, Marino joined the New York Giants 1977-81.

In 1982, he joined the USFL with the Boston Breakers. He moved to the Denver Gold staff in 1983 as director of player personnel.

Tom and his wife, Denise, have a daughter, Melissa and son Tom, Jr.

CARMEN PICCONE, Player Personnel Scout



Carmen Piccone joins the Saints this season after a three-year tenure as scout for the USFL combine. There his responsibilities included scouting college talent along the eastern seaboard and the southeastern states.

A three-year starter at Temple University 1954-56, Piccone started his coaching career at his alma mater coaching the freshman team. In 1960, he was named head coach at Southern Illinois, where he remained until 1965.

Stints at Cornell, a return to Temple, and Trenton State preceded his joining the USFL's scouting group in 1983.

Carmen and his wife, Dorothy, have two sons.

ADMINISTRATION

BRUCE BROUSSARD, Director of Administration



Appointed to his present position in 1985, Bruce Broussard joined the Saints as ticket manager in 1983.

Broussard came to the Saints from LePavillion Hotel in New Orleans, where he served eight years, four as general manager.

A New Orleans native, Broussard attended Cor Jesu High School and Loyola University, where he graduated with a degree in accounting. He is a past president of the New Orleans Hospitality Accountants Association, and was on the board of directors of the New Orleans Hotel and Motel Association.

Bruce and his wife, Lynn, live in Metairie. They have two sons, Bruce, Jr. and Mark.

CHARLEEN SHARPE, Assistant Controller



Charleen Sharpe joined the Saints staff during the 1981 season.

Sharpe served as assistant controller for First Homestead Federal Savings and Loan Corporation for eight years before joining the Saints.

A New Orleans native, Sharpe graduated from Andrew Jackson High School and attended the University of New Orleans.

Charleen and her husband, Floyd, reside in Chalmette with their two children, Melissa and Andrew.

SANDY KING, Ticket Manager



Sandy King was appointed to her present position in 1985 after 17 years of service in the Saints ticket office.

King joined the ticket office staff in 1968. She was appointed ticket office supervisor in 1984.

A native of Detroit, Michigan, Sandy graduated from Harperwoods High School. She has two sons, Gary and Steve. Sandy lives in New Orleans East.

BARRA L. BIRRCHEER, Director of Marketing



Now in his 16th season with the Saints, Barra Birrcher was named to his present post in 1981. Birrcher joined the Saints in 1971 as entertainment director. He took on the added duties of game program advertising director in 1977 and travel coordinator in 1979.

A New Orleans native and graduate of the University of New Orleans, Birrcher is a former publicity director at the Fair Grounds. He had his own advertising agency and is a past president of the Advertising Club of New Orleans.

Barra and his wife, Kay, live in Metairie with their two children, Christine and David.

JAY ROMIG, Data Processing Manager



Jay Romig enters his tenth season with the Saints. He was named to his present position in 1979.

Romig started in the training room with the Saints, serving there 1977-78 as assistant trainer.

He also served as assistant trainer for the University of New Orleans for one year, and was named head trainer, holding that title for a year.

A native New Orleanian and UNO graduate, Romig attended Brother Martin High School. He is single and resides in Metairie.

1986 GAME STAFF

Field—Tim Alexander, photographer; Moise Block, Dan Scott, sideline contacts.

Press Box—Jimmy Young, John Lutz, Joe Englert, Harold Shelley, Gayle Letulle, Bob Remy, statisticians; Jerry Romig, public address announcer; Maury Magill, press box announcer; Glen Gassenberger, Don Boyne, press box services; Jimmy Byrne, television support; Mickey Crossin, security; Russell Palazzolo, elevator; Alan Levith, postgame quotes; Kervin Voissan, replay monitor.

GREG SUIT, Director of Public Relations



Greg Suit is in his tenth season with the Saints. He was appointed to his present position in 1981.

Suit came to the Saints in 1977 as assistant director of public relations. He was promoted to publicity director in 1980.

Suit was sports information director and assistant athletic director at the University of New Orleans for five years. He won four national awards for his sports publications.

A native of Cincinnati, Ohio, Suit graduated from Miami University (Ohio) and worked as a newswriter for the Middletown (Ohio) Journal.

In 1984, Suit was tabbed by the National Football League to assist the NFC squad at the Pro Bowl at Honolulu, Hawaii. He has also served on the NFL staff of three Super Bowl games.

Greg and his wife, Karen, live in New Orleans with their two sons, Ted and Joshua.

RUSTY KASMIERSKY, Assistant Director of Public Relations



Rusty Kasmiersky joined the Saints staff in 1981.

Kasmiersky served as student assistant sports information director at Southwest Texas State University for three years, where he graduated in 1979. He then served one year as sports information director at Angelo State University.

Kasmiersky worked for the Saints 1975-79 as an equipment manager in training camp. A native of Garwood, Texas, Rusty and his wife, Donna, live in Kenner.

SYLVIA ALFORTISH, Public Relations Assistant



Sylvia Alfortish was named to her present position in 1983. She is entering her thirteenth season in the Saints public relations office, serving as secretary since 1974.

Alfortish graduated from McDonogh High School. A native of New Orleans, Sylvia resides in Chalmette with her three sons, Sean, Todd and Jeffrey.

SAINTS BENCH

COACHING



Fran Albright
Pres./Head Coach



Ellen Frisard
Coaching



Yvette Arceneaux
Scouting



Kim Thomas
Receptionist

ADMINISTRATION



Barbara Schoen
Ownership



Linda Bourgeois
Business



Rachel Landreneau
Marketing



Darlene Bonis
Saints Cheerleaders



Sam Surtain
Mail Clerk

TICKETS



Elizabeth Mitchell



Judy Chavis



Fran Pope



Terry Exterstein

1986 SAINTS VETERANS



7 MORTEN ANDERSEN

Kicker 5th Year With Saints

Ht: 6-2 Wt: 200 College: Michigan State

Born: August 19, 1960 at Struer, Denmark

Joined Saints: Draft Choice No. 4, 1982

PRO: Named to Pro Bowl for the first time following the 1985 season... 1985 total of 120 points scored is team record... second in scoring in NFC behind Chicago's Kevin Butler... had 17 points with 5-5 field goal performance vs. Rams 12/1 to break Saints record for field goals in a game... finished 1985 with 14 straight successful field goals, another Saints record... had streak of ten straight FGs broken with block vs. Seattle 11/10, the only kick he missed in the last 12 weeks of the season... is team's alltime leading scorer with 317 points in his four seasons... also is alltime leader in field goals with 71... has scored in 34 consecutive games, eight short of team record held by Charlie Durkee... is most accurate field goal kicker in Saints history (min. 35 att.) with .780 percentage... hit career longest field goal (55) at Denver (9/15)... hit field goal (53 yds) on last play at Cleveland 10/28/84 to win game 16-14... is 5-8 on 50-yard-plus attempts in his career... is 23-24 from inside 30 yards in his career, the only miss a blocked attempt... is 21-24 from 30-39 yards... is perfect on game-ending attempts in career: 41 vs. Chicago 9/18/83; 35 at Atlanta 10/9/83; 52 at Philadelphia 12/11/83; 53 at Cleveland 10/28/84... career started auspiciously with sprained ankle on opening kickoff vs. St. Louis in 1982, but missed only one game that year because he recovered from ankle injury during players' strike... is in his option season with Saints.


COLLEGE: First team all-America as senior by UPI, Walter Camp, and Sporting News... played in 1982 Blue-Gray and Senior Bowl games... also all-academic Midwest as senior with 3.25 GPA... kicked school record 63-yard field goal as senior... had only 17 of 56 kickoffs returned senior season... dual major, communications and German.

PERSONAL: Attended Davis High School in Indianapolis, Indiana as exchange student... came to United States in 1977 with the notion of not being involved in sports... was member of Danish national handball team, as was his father... never kicked a football until coming to U.S... started playing soccer at age five... speaks six languages (Danish, Swedish, Norwegian, German, French, English)... was voted Saints' Lite/NFL Man of the Year in 1984 and 1985 for his philanthropic

efforts in the New Orleans area, including Last Wish, Ronald McDonald House, and Children's Hospital... Morten's "Kicks for Kids" program has raised \$2,500 in 1983, \$6,000 in 1984, and \$9,300 (\$300 per field goal) in 1985... nominated by New Orleans area Jaycees as Most Outstanding Young Man in 1984... poster produced during 1984 season sold 10,000 copies... cut top-40 type record "Take It To The Top" with punter Brian Hansen during 1985 season... appeared in dinner theatre play that ran several weeks during 1985 offseason... single... lives in Harahan.

Games Played: (1982, 8); (1983, 16); (1984, 16); (1985, 16); Totals 56.

STATISTICS									
Year	PAT	1-19	20-29	30-39	40-49	50 +	Tot.	BK	Pts.
1982	6-6	—	—	1-1	1-3	0-1	2-5	0	12
1983	37-38	2-2	8-8	3-4	2-6	3-4	18-24	2	91
1984	34-34	—	9-9	4-5	5-10	2-3	20-27	1	94
1985	27-29	—	4-5	13-14	11-12	3-4	31-35	1	120
TOTAL	104-107	2-2	21-22	21-24	19-31	8-12	71-91	4	317



85 HOBY BRENNER

Tight End 6th Year With Saints

Ht: 6-4 Wt: 240 College: Southern California

Born: June 2, 1959 at Linwood, California

Joined Saints: Draft Choice No. 3B, 1981

PRO: Elected by teammates as Offensive Player of the Year, led Saints with 42 catches for 652 yards and 2 TDs... started every game, caught at least one pass in 14 games... had 6 catches for 111 yards and TD at Atlanta 10/20... had 5 snags for 98 yards at Raiders 10/13... led team in receiving TDs in 1984 with six... rated most effective tight end in NFL, third receiver overall in NFC in 1984 based on receptions per game, average per catch and TD percentage... caught a pass in all but three games in 1984... had two 100-yard receiving days in 1984 (6-131 vs. St. Louis 9/23 and 3-101 vs. Cincinnati 12/9)... caught four passes for 96 yards and both TDs in 17-13 win at Atlanta 11/11... caught "hail Mary" 54-yard scoring pass on last play of first half 12/9 vs. Cincinnati to give Saints lead... second on team in catches in 1983 with 41... has started 48 consecutive games at tight end... ranks sixth among alltime Saints receivers in reception yardage, third among tight ends... 15.6 average ranks him first (tie) among tight ends in team history... pro career started slowly in 1981 as he was on injured reserve with bothersome turf toe six of first seven games... missed final game of 1982 on injured reserve (knee) to snap string of eight starts... drafted with choice acquired from Minnesota in the Steve Riley trade... is in his option season with Saints.

COLLEGE: Led USC receivers in total yards in 1980... his 26 receptions were the most for a USC tight end since 1972... AP honorable mention all-America in 1980, and 2nd team all-PAC 10... also 1979 first team all-West Coast... majored in business.

PERSONAL: Attended Fullerton (California) High School... led basketball team to state semifinals in 1976... full name is Hobby F.J. Brenner... brother is NCAA standout in shotput and discus... married (Alexis)... lives in Fullerton in offseason.

GAMES STARTED/PLAYED: (1981, 1/9); (1982, 8/8); (1983, 16/16); (1984, 16/16); (1985, 16/16). Totals 57/65.

Year	No.	RECEIVING			LG	TD
		Yards	Avg.			
1981	7	143	20.4	34		0
1982	16	171	10.7	25		0
1983	41	574	14.0	38		3
1984	28	554	19.8	57		6
1985	42	652	15.5	38		2
TOTALS	134	2094	15.6	57		11



67 STAN BROCK

Tackle 7th Year With Saints

Ht: 6-6 Wt: 288 College: Colorado

Born: June 8, 1958 at Beaverton, Oregon

Joined Saints: Draft Choice No. 1, 1980

PRO: Only offensive lineman to start all 16 games in his position in 1985... came off knee injury in game 14 of 1984 to play effectively... will be depended upon in 1986 for leadership, steady play... held his position at right tackle longer than any Saints offensive lineman in 1984, but torn knee ligaments in week 14 sent him to the injured reserve list... injury ended 67-game starting streak, and the last two games were the first he has missed since becoming a Saint in 1980... received Pro Bowl votes every year... all-rookie selection in 1980 by UPI and Pro Football Weekly... Saints contract runs through 1986 season with no option.

COLLEGE: Called by Colorado coach Chuck Fairbanks "the best pass blocker in college football" his senior year... first team all-Big Eight in 1979... played in Hula and Senior Bowls... started every game at right tackle as junior and senior... team captain and four-year letterman... majored in physical education.

PERSONAL: Attended Jesuit High School in Beaverton, Oregon . . . made all-state team at tackle . . . also lettered in basketball and track . . . brother Pete is center with the New England Patriots, and was their No. 1 pick in 1976 . . . brother Willie is former draft choice of Kansas City Chiefs . . . brother Ray is in his fourth year as footballer at LSU . . . father is retired riverboat fireman . . . full name is Stanley James Brock . . . married (Lori) with three daughters (Sarah 12/24/79, Jessica 5/15/81, and Rachel 9/27/84) . . . lives in Mandeville.

GAMES STARTED/PLAYED: (1980, 12/16); (1981, 16/16); (1982, 9/9); (1983, 16/16); (1984, 14/14); (1985, 16/16). Totals 83/87.



35 EARL CAMPBELL

Running Back 3rd Year With Saints, 9th in NFL

Ht: 5-11 Wt: 225 College: Texas

Born: March 29, 1955 at Tyler, Texas

Joined Saints: Trade from Houston, 1984

PRO: Needs only 593 rushing yards to reach 10,000 for his career . . . had slow start in 1985, but big games (35-160 at Minnesota 11/24 and 22-74 vs. Rams 12/1) propelled the Saints to two big wins near season's end . . . 35 carries at Minnesota is team record, and 160 yards is his first 100-yard rushing day since coming to New Orleans . . . second in team rushing with 643 yards, only two yards behind team leader . . . joined team after sixth game in 1984 (10/8), carried 50 times for 190 yards as Saint . . . five-time Pro Bowler was first player drafted in 1978 . . . three-time NFL Most Valuable Player (1978-80) . . . led NFL in rushing his first three years (1978-80) and the AFC his first four seasons . . . best season was 1980 when he rushed for 1,934 yards (no. 3 total in NFL history), including all four of his career 200-yard rushing games . . . 40 career 100-yard games . . . best career overall game was with Oilers vs. Miami 11/20/78 in memorable Monday night contest when he rushed for 199 yards and scored 4 TDs, one on a game-clinching 81-yard run late in the contest . . . had arthroscopic knee surgery prior to 1984 season . . . completed contractual obligations in 1985.

COLLEGE: 1977 Heisman Trophy winner, consensus all-America his senior year . . . rushed for 4,444 career yards in four seasons, despite missing seven games junior year (1976) with hamstring injury . . . gained more than 100 yards on the ground 18 times, including three 200-yard games . . . selected as the SWC Offensive Player of the Decade (1970's) . . . holds degree in speech communications.

PERSONAL: Attended John Tyler High School in Tyler, Texas . . . active in charity work to benefit sickle cell research, co-sponsors annual golf tournament in Houston to raise funds to combat sickle cell disease . . . married (Reuna) with son (Earl Christian II 10/28/83) . . . resides in Tyler in offseason where he raises cattle on his ranch.

GAMES STARTED/PLAYED: (1978, 14/15); (1979, 16/16); (1980, 15/15); (1981, 16/16); (1982, 9/9); (1983, 14/14); (1984, 6/14); (1985, 12/16). Totals 102/115. Totals with Saints 12/24.

Year	RUSHING						RECEIVING				
	No.	Yds.	Avg.	LG	TD		No.	Yds.	Avg.	LG	TD
1978 (Oilers)	302	1450	4.8	81	13		12	48	4.0	20	0
1979 (Oilers)	368	1697	4.6	61	19		16	94	5.9	46	0
1980 (Oilers)	373	1934	5.2	55	13		11	47	4.3	10	0
1981 (Oilers)	361	1376	4.6	43	10		36	156	4.3	17	0
1982 (Oilers)	157	538	3.4	22	2		18	130	7.2	46	0
1983 (Oilers)	322	1301	4.0	42	12		19	216	11.4	66	0
1984 (Oilers, Saints)	146	468	3.2	22	4		3	27	9.0	15	0
1985	158	643	4.1	45	1		6	88	14.7	39	0
TOTALS	2187	9407	4.3	81	74		121	806	6.7	66	0

EARL CAMPBELL'S TOP RUSHING PERFORMANCES

Date	Opp.	Att.	Yds.	Avg.	LG	TD
11/16/80	at Chicago	31	206	6.6	42	0
12/21/80	Minnesota	29	203	7.0	41	1
10/19/80	Tampa Bay	33	203	6.2	28	0
10/26/80	Cincinnati	27	202	7.5	55t	2
11/20/78	Miami	28	199	7.1	81t	4



75 BRUCE CLARK

Defensive End 5th Year With Saints

Ht: 6-3 Wt: 281 College: Penn State

Born: March 31, 1956 at New Castle,

Pennsylvania

Joined Saints: Trade with Green Bay, 1982

PRO: Started every game, had 8.5 sacks for 62 yards lost . . . had three sacks for 23 yards at Raiders 10/13 . . . recovered fumble at San Francisco 9/29 . . . defended five passes on the season . . . was voted to 1985 Pro Bowl . . . voted by teammates 1984 Most Valuable Defensive Player . . . big game 11/19/84 vs. Pittsburgh with sack, two fumble recoveries, and interception earned him NFC Defensive Player of the Week . . . has missed only two games in three-year NFL career . . . came to Saints in 1982 from Toronto of CFL where he played for two seasons . . . was drafted by Green

Bay in first round of 1980 . . . Saints gave Packers a no. 1 1983 draft choice to acquire him . . . contract with Saints runs through 1987 with no option.

COLLEGE: Consensus all-America 1978 and 1979 . . . Lombardi Trophy winner in 1978 . . . finalist for Lombardi Trophy three years . . . Outland Trophy finalist in 1979 . . . started six games freshman season at LB . . . majored in food service and housing administration.

PERSONAL: Attended New Castle (Pennsylvania) High School . . . captain of football and basketball teams . . . also competed in track, holds school record in pole vault . . . star on wrestling team as well . . . married (Sandra) with son (Justin 6/15/83) and daughter (Rachel Lauren 3/19/85) . . . spends offseasons working in local real estate investment . . . assists American Heart Association with fundraising and promotional projects . . . lives in Metairie.

GAMES STARTED/PLAYED: (1982, 9/9); (1983, 15/15); (1984, 15/15); (1985, 16/16). Totals 55/55.

Year	SACKS	
	Number	Yards Lost
1982	5.5	51
1983	4.5	44
1984	10.5	68
1985	8.5	62
TOTALS	29.0	225



68 KELVIN CLARK

Guard 5th Year With Saints, 8th in NFL
Ht: 6-3 Wt: 273 College: Nebraska
Born: January 30, 1956 at Odessa, Texas
Joined Saints: Trade with Denver, 1982

PRO: Missed first game with sore knee, season ended vs. Tampa Bay 9/22 with broken ankle . . . was one of three offensive linemen hurt within 17 plays of second quarter of that game . . . surgery performed, rehabilitation coming along well . . . versatility made him invaluable in 1984 for Saints, started all but one game at some position in the offensive line . . . played every offensive line spot except center during the season . . . underwent arthroscopic knee surgery following 1984 season, had the same surgery after 1983 season . . . saw a lot of playing time in 1983 despite not starting a game . . . scored first NFL TD when he recovered fumble in end zone at Tampa Bay 10/23/83 . . . was drafted in first round by Denver in 1979 as

tackle . . . came to Saints in 1982, was switched from tackle to guard . . . Saints gave fourth-round draft choice in 1984 draft to get him . . . completed contractual obligations in 1985.

COLLEGE: Regarded as the strongest lineman in Nebraska history at the time of his graduation . . . made five first-team all-America squads in 1978, and was honorable mention all-America in 1977 . . . started junior and senior seasons at tackle for Cornhuskers . . . played in Challenge and Hula Bowl games . . . majored in physical education.

PERSONAL: Attended Odessa (Texas) High School . . . participated in football and was third baseman on the baseball team . . . married (Judy) . . . lives in Mandeville.

GAMES STARTED/PLAYED: (1979, 0/15); (1980, 5/14); (1981, 3/16); (1982, 0/9); (1983, 0/16); (1984, 15/16); (1985, 2/2). Totals 25/88. Totals with Saints 17/43.



50 JACK DEL RIO

Linebacker 2nd Year With Saints
Ht: 6-4 Wt: 235 College: Southern California
Born: April 4, 1963 at Castro Valley, California
Joined Saints: Draft Choice No. 3, 1985

PRO: Voted by teammates as Rookie of the Year for his efforts at linebacker position . . . was named to all-rookie team by Pro Football Writers . . . played in all 16 games, started nine . . . saw action at both inside and outside linebacker . . . tied team records with five fumbles recovered in a season . . . intercepted first pass at San Francisco 9/29, picked off another at Atlanta 10/20 . . . recovered fumble at Atlanta, lateraled to teammate Frank Warren who scored from 50 yards out . . . scored with fumble from 22 yards out, one of two recovered fumbles he had vs. Rams 12/1 . . . also forced fumble that day . . . defended six passes on the year . . . impressed with knack for being in the right place at the right time, should see extensive action again in 1986 . . . contract runs through 1986 with no option.

COLLEGE: Consensus all-America senior year, was four-year starter for Trojans . . . finalist for Lombardi Award senior season . . . led USC three years in tackles for loss . . . played in East-West and Japan Bowl games . . . also played baseball at USC, started at catcher . . . majored in public administration.

PERSONAL: Attended Hayward (Calif.) High School . . . was drafted by Toronto Blue Jays as catcher out of high school . . . single . . . lives in Hayward, California in offseason.

GAMES STARTED/PLAYED: (1985, 9/16).

Year	INTERCEPTIONS			FUMBLE RECOVERIES		
	No.	Yds.	TD	No.	Yds.	TD
1985	2	13	0	5	22	1



63 BRAD EDELMAN

Guard 5th Year With Saints

Ht: 6-6 Wt: 262 College: Missouri

Born: September 3, 1960 at Jacksonville, Florida

Joined Saints: Draft Choice No. 2, 1982

PRO: Missed opening game (knee), and was injured vs. Tampa Bay 9/22, relegating him to the injured reserve list for seven weeks with ligament damage to his knee . . . played and started eight games in 1985 . . . full offseason of rehabilitation should help knee situation . . . tore knee ligaments at Chicago 10/7/84, requiring surgery . . . missed next five games on injured reserve, but came back to action and was starter 11/19/84 vs. Pittsburgh . . . started final five games . . . has made dramatic improvement each year as he perfects his game . . . center in college, was moved to guard rookie season, started every game that year . . . has started every game he has played in as a Saint (44) . . . could, if called upon, play any position in the offensive line . . . can make the deep snap on punts and field goals . . . contract runs through 1986 with no option.

COLLEGE: Top-rated center in 1982 draft by scouting combine . . . NEA and Sporting News first team all-America, honorable mention by both wire services . . . was on the field 91 plays vs. Mississippi State senior year . . . played in 1982 Hula and Olympia Gold Bowls . . . majored in business and public administration.

PERSONAL: Attended Parkway North High School in Creve Coeur, Missouri . . . captained football, basketball and track teams there . . . diverse personal interests include experience as singer and choreographer . . . he and several teammates cut popular Saints record "Who Dat" starring Aaron Neville during 1983 season . . . grandfather once offered him \$100 to quit football . . . single . . . resides in Kenner.

GAMES STARTED/PLAYED: (1982, 9/9); (1983, 16/16); (1984, 11/11); (1985, 8/8). Totals 44/44.



99 TONY ELLIOTT

Nose Tackle 5th Year With Saints

Ht: 6-2 Wt: 275 College: North Texas State

Born: April 23, 1959 at New York, New York

Joined Saints: Draft Choice No. 5, 1982

PRO: Started all 16 games at nose tackle in 1985 . . . had one sack, that at Atlanta 10/20 . . . recovered two fumbles . . . waived prior to 1984 season by Saints, was reactivated 11/24, saw action in final four games, started three . . . extremely strong, quick and aggressive, is prototype nose tackle . . . had six sacks for 52 yards in losses in reserve role in 1983 . . . came to Saints smallish at 247 pounds in 1982, but weightlifting and roadwork has helped him bulk up to present 275-pound range . . . contract runs through 1986 with no option.

COLLEGE: Displayed excellent quickness by making plays all over the field from his nose guard spot . . . majored in business.

PERSONAL: Attended Harding High School in Bridgeport, Connecticut . . . in 1985 helped organize and direct a developmental league for aspiring pro footballers in New Orleans area . . . worked in 1986 offseason in the Center for Study of Sport in Society at Northeastern University in Boston, Mass. with the focus on youth and drugs . . . married (Rhonda) . . . lives in Gretna in offseason.

GAMES STARTED/PLAYED: (1982, 0/9); (1983, 0/12); (1984, 3/4); (1985, 16/16). Totals 19/41.



43 BOBBY FOWLER

Fullback 2nd Year With Saints

Ht: 6-2 Wt: 230 College: Louisiana Tech

Born: September 11, 1960 at Temple, Texas


Joined Saints: Free Agent, 1985

PRO: Went to 1985 training camp slated as tight end, made roster as fullback . . . ran two times for four yards, caught 5 passes for 43 yards . . . had four kickoff returns for 78 yards . . . excellent blocker and special teamer . . . went to camp with Saints in 1984, was released on final cut of preseason . . . contract runs through 1987 with no option.

COLLEGE: Lettered twice at Louisiana Tech . . . tight end in college . . . majored in education.

PERSONAL: Attended Angleton (Texas) High School . . . married (Sharon) with daughter (Cassi Jade 7/19/85) . . . lives in Metairie.

GAMES STARTED/PLAYED: (1985, 0/10).



46 HOKIE GAJAN

Fullback 5th Year With Saints

Ht: 5-11 Wt: 226 College: Louisiana State

Born: September 6, 1959 at Baton Rouge, Louisiana

Joined Saints: Draft Choice No. 10, 1981

PRO: Missed four games (hamstring) in 1985, was injured again (knee) vs. Seattle 11/10, requiring surgery . . . started all six games he played . . . averaged five yards per carry for third consecutive year (5.8 in 1983 and 6.0 in 1984) . . . Led NFL starting backs in yards per carry (6.0) in 1984 . . . started 14 games, led team in rushing seven times on the season in 1984 . . . finished second on team in rushing, second in pass receptions . . . took swing pass vs. Tampa Bay 9/9/84, and turned in 51-yard play inside two minutes, scored two plays later in 17-13 Saints victory . . . 62-yard scoring run at Dallas 10/21/84 is career longest . . . nicknamed the "Bayou Bowling Ball" by former Saints teammate Ken Stabler . . . his 5.4-yard career rushing average is the highest for any Saints rusher who has run for over 1,000 yards . . . only career 100-yard day was 11/21/83 vs. Jets on Monday night (13-113) . . . came to Saints at 205 pounds, dedication and hard work brought him to present 226 . . . strongest legs on team, leg presses 1,300 pounds . . . spent 1981 on injured reserve list, the result of a freak car accident where he received a gash on his forehead requiring stitches and making it impossible to wear a helmet . . . broke his ankle working out while waiting for his forehead to heal . . . 1986 is option season on contract.

COLLEGE: Lettered four years at LSU, was team captain in 1980 . . . 1979 was best season when he led the Tigers in rushing with 568 yards . . . also returned punts and kickoffs . . . caught 18 passes in 1980 from fullback position . . . majored in general business.

PERSONAL: Attended Baker (Louisiana) High School . . . full name is Howard Lee Gajan, Jr. . . . Cajun heritage and outgoing personality makes

him one of the most requested players on team for personal appearances . . . married (Judy) with three daughters (Jennifer 4/28/78, Kristin 6/2/83, and Megan 10/18/85) . . . lives in Mandeville.

GAMES STARTED/PLAYED: (1981, inj.); (1982, 4/9); (1983, 12/16); (1984, 14/14); (1985, 6/6). Totals 36/45.

Year	RUSHING					RECEIVING				
	No.	Yards	Avg.	LG	TD	No.	Yards	Avg.	LG	TD
1982	19	77	4.1	12	0	3	10	3.3	9	0
1983	81	415	5.1	58	4	17	130	7.6	26	0
1984	102	615	6.0	62	5	35	288	8.2	51	2
1985	50	251	5.0	26	2	8	87	10.9	22	0
TOTALS	252	1358	5.4	62	11	63	515	8.2	51	2



20 RUSSELL GARY

Strong Safety 6th Year With Saints

Ht: 5-11 Wt: 196 College: Nebraska

Born: July 31, 1959 at Minneapolis, Minnesota

Joined Saints: Draft Choice No. 2a, 1981

PRO: Played in only two games in 1985 as injury (knee) sent him to injured reserve for 14 games . . . started all 16 games in 1984, despite nagging injuries . . . fifth on team tackle chart with 189 total . . . defended 10 passes . . . career total 56 passes defended . . . named to UPI first team all-NFC in 1983 . . . Pro Bowl alternate that year . . . intercepted first pass thrown vs. Jets 11/21/83, led to Saints TD . . . linebacker's strength and cornerback's speed make him one of the most respected DBs in the NFL . . . vital to high rankings that Saints "D" has achieved since his arrival . . . 1986 is option season on contract.

COLLEGE: Strongest defensive back in Nebraska history at time of his graduation . . . strength coaches all-America team in 1980 . . . went to Nebraska as tailback, was converted to cornerback as sophomore, and opened junior year at strong safety . . . AP and UPI first-team all-Big Eight and AP honorable mention all-America senior year . . . defensive MVP in Senior Bowl . . . also played in East-West Shrine game . . . majored in broadcasting.

PERSONAL: Attended Central High School in Minneapolis, Minnesota . . . all-city, all-region, all-state in football senior year . . . Central High's Scholastic Athlete of the Year for highest GPA of any athlete . . . full name is Russell Craig Gary . . . married (Dianne) with son (Russell, Jr. 1/11/86) . . . lives in New Orleans.

GAMES STARTED/PLAYED: (1981, 14/14); (1982, 9/9); (1983, 14/14); (1984, 16/16); (1985, 2/2). Totals 55/55.

Year	INTERCEPTIONS				SACKS	
	No.	Yards	LG	TD	No.	Yards Lost
1981	1	0	0	0	1	9
1982	2	25	19	0	3	27
1983	3	70	26	0	None	
1984	None				None	
1985	None				None	
TOTALS	6	95	26	0	4	36



97 JAMES GEATHERS

Defensive End 3rd Year With Saints

Ht: 6-7 Wt: 267 College: Wichita State

Born: June 26, 1960 at Georgetown, South Carolina

Joined Saints: Draft Choice No. 2, 1984

PRO: Saw action in all 16 games . . . will press for a starting spot in 1986 . . . had 6.5 sacks for 48 yards in 1985 . . . blocked field goal vs. Atlanta 12/22 . . . possesses fine speed and quickness . . . had six sacks for 60 yards lost as a spot player in 1984 . . . had big day vs. St. Louis 9/23/84 when he had two sacks for 27 yards and forced a crucial fumble in Saints' 34-24 victory . . . recorded first pro sack in second game, vs. Tampa Bay 9/9 . . . contract runs through 1986 with no option.

COLLEGE: Played just two years of football . . . recorded 34 sacks in two years at Wichita State, a team record . . . played both DT and DE as senior . . . had ten or more tackles in five separate games as senior . . . played basketball at Paducah (Kentucky) Community College, 1979-80 . . . sat out 1981 in transfer to Wichita State . . . majored in industrial education.

PERSONAL: Attended Choppe High School in Georgetown, South Carolina . . . nickname is "Jumpy" . . . single . . . lives in Kenner in offseason.

GAMES STARTED/PLAYED: (1984, 0/16); (1985, 0/16). Totals 0/32.

Year	SACKS		Yards Lost
	Number		
1984	6		60
1985	6.5		48
TOTALS	12.5		108



77 DAREN GILBERT

Tackle 2nd Year With Saints

Ht: 6-6 Wt: 285 College: Cal State-Fullerton

Born: October 3, 1963 at San Diego, California


Joined Saints: Draft Choice No. 2, 1985

PRO: Saw more action as the 1985 season wore on . . . most of his action was in the special teams area, but had playing time at tackle position . . . impressed with his play when pressed into action . . . will vie for starting spot at tackle in 1986 . . . contract runs through 1986 with no option.

COLLEGE: Started every game his last three seasons and was team co-captain . . . selected all-West Coast by UPI and all-PCAA senior year . . . played in East-West Shrine game . . . majored in criminal justice.

PERSONAL: Attended Dominguez High School in Compton, California . . . single . . . resides in Fullerton, California in offseason.

GAMES STARTED/PLAYED: (1985, 0/16).



88 EUGENE GOODLOW

Wide Receiver 4th Year With Saints

Ht: 6-2 Wt: 181 College: Kansas State

Born: December 19, 1958 at St. Louis, Missouri

Joined Saints: Draft Choice No. 3b, 1982

(Signed 1983)

PRO: Had good start to 1985, but was injured in freak play (hamstring) vs. Philadelphia 10/6 on TD catch, missed four games on injured reserve . . . caught a pass in every game he played in 1985 . . . had his first NFL 100-yard receiving game vs. San Francisco 12/15 with five catches for 135 yards, including 76-yard TD catch . . . saw action in only 10 games in 1984, started six as injuries sent him to the injured reserve list for six weeks . . . tied for second in receptions for Saints in 1983 with 41 . . . was drafted by Saints in third round of 1982 with choice acquired from Minnesota for FB Tony Galbreath . . . signed with Saints when his contract with Winnipeg of the CFL expired following 1982 season . . . caught 100 passes for Winnipeg in 1981 to lead CFL in receptions . . . contract runs through 1988 plus option season.

COLLEGE: Left Kansas State after sophomore season (1980) to go to Winnipeg... wasn't eligible for NFL draft until 1982... majored in business and public administration.

PERSONAL: Attended McQuaid Jesuit High School in Rochester, New York... donated much time to philanthropic efforts during past two years... married (Bessie) with daughters (LaChrissa 1/27/81 and Aleshia 1/22/84)... resides in Miami, Florida in offseason.

GAMES STARTED/PLAYED: (1983, 7/16); (1984, 6/10); (1985, 11/12). Totals 24/38.

Year	No.	RECEIVING Yards	Avg.	LG	TD
1983	41	487	11.9	26	2
1984	22	281	12.8	23	3
1985	32	603	18.8	76	3
Totals	95	1371	14.4	76	8



86 JEFF GROTH

Wide Receiver 6th Year With Saints, 8th in NFL
Ht: 5-10 Wt: 181 College: Bowling Green
Born: July 2, 1957 at Mankato, Minnesota
Joined Saints: Free Agent, 1981

PRO: Opened 1985 with TD catches in first two games... spent four games on injured reserve (hamstring)... played in 12 games, started two... ended season with 15 catches for 238 yards... finished 1984 tied for second on team catch chart with 33 for 487 yards... biggest day in 1984 was at Giants 12/15 when he caught five passes for 73 yards... led Saints in 1983 with 49 catches... fielded every punt in 1983... led team and set single-season club record with 436 punt return yards in 1981... moved into sixth place on Saints' career receptions list, moved past Ike Harris (104), Bob Newland (124), and Chuck Muncie (125) with 147 in five years... drafted by Miami in 8th round in 1979, was acquired off waivers by Houston that year... saw action in all 22 games he dressed for as Oiler... acquired by Saints before second game of 1981 season after being released by Oilers in final 1981 cut-down... contract runs through 1987 with no option.

COLLEGE: Career marks of 136 receptions for 2,268 yards and 18 TDs were school records when he left Bowling Green in 1978... all-Mid American Conference selection as senior... also returned 29 punts for 11.3 average for three TDs... played baseball well enough to be drafted

by Chicago Cubs after junior year... holds degree in business administration.

PERSONAL: Attended Chagrin Falls (Ohio) High School... all-state performer in both football and baseball... brother Jon is in Cincinnati Reds minor league system... married (Jackie) with two daughters (Ashley 1/30/83 and Sarah 4/15/86)... lives in Destrehan.

GAMES STARTED/PLAYED: (1979, 0/12); (1980, 0/16); (1981, 13/15); (1982, 9/9); (1983, 14/16); (1984, 13/16); 1985, (2/12). Totals 51/96. Totals with Saints 51/68.

Year	No.	RECEIVING Yards	Avg.	LG	TD
1979 (Mia, Hou.)	1	6	6.0	6	0
1980 (Hou.)	4	47	11.8	18	0
1981	20	380	19.0	54	1
1982	30	383	12.8	39	1
1983	49	585	11.9	42	1
1984	33	487	14.8	31	0
1985	15	238	15.9	56	2
Totals	152	2126	14.0	56	5

Year	No.	FC	PUNT RETURNS Yards	Avg.	LG	TD
1979	None					
1980	1	0	0	0.0	0	0
1981	37	6	436*	11.8	36	0
1982	21	13	144	6.9	18	0
1983	39	15	275	7.1	30	0
1984	6	12	32	5.3	9	0
1985	None					
Totals	104	46	887	8.8	36	0

*Saints season record

Year	No.	KICKOFF RETURNS Yards	Avg.	LG	TD
1979	1	21	21.0	21	0
1980	16	216	18.0	25	0
1981	3	50	16.7	21	0
1982	None				
1983	None				
1984	None				
1985	None				
Totals	20	287	14.4	25	0



10 BRIAN HANSEN

Punter 3rd Year With Saints

Ht: 6-3 Wt: 218 College: Sioux Falls

Born: October 26, 1960 at Hawarden, Iowa

Joined Saints: Draft Choice No. 9, 1984

PRO: Had his second successive 40-yard-plus punting average in 1985 with 42.3 norm...had 51-yard average on five punts vs. Eagles 10/6...kicked 13 inside the 20-yard line with only six touchbacks for the season...led NFC in punting average and set Saints team record (43.8) in rookie season, selected to 1985 Pro Bowl...finished 4th in NFL punting...averaged more than 46 yards in eight games in his career, more than 45 in five others...his career longest punt, 66 yards, was vs. Rams 10/14/84...1986 is option season on contract.

COLLEGE: All-America selection (NAIA) in 1983...led the nation in 1982 with 44.5-yard average...also played tight end and split end at Sioux Falls...four-year starter had career punting average of 42.5 yards...had 94-yard punt in 1981...majored in health and physical education.

PERSONAL: Attended West Sioux High School in Hawarden, Iowa...splits time between hometown and New Orleans, spends time making personal appearances in offseason...married (Laurie)...resides in Kenner.

GAMES PLAYED: (1984, 16); (1985, 16). Totals 32.

	No.	Yds.	PUNTING				
			Avg.	TB	IN20	LG	BK
1984	69	3020	43.8*	7	9	66	1
1985	89	3763	42.3	6	13	58	0
Totals	158	6783	42.9	13	22	66	1

*Saints season record

SUPERDOME FACTS

Total Land Area.....	52 acres	Parking Garages.....	5,000 cars, 250 buses
Height.....	273 feet	Lighting.....	15,200 fixtures
Diameter Dome.....	680 feet clear span	Electric Wiring.....	400 miles
Concrete.....	169,000 cubic yards	Aluminum Siding.....	more than 500,000 sq. ft.
Structural Steel.....	20,000 tons	Area of Roof.....	9.7 acres
Air Conditioning.....	9,600 tons	Escalators.....	32
Convention Rooms.....	40	Elevators.....	9 passenger, 1 freight
Restrooms.....	88		
Private Box Suites.....	64		



87 LARRY HARDY

Tight End 9th Year With Saints

Ht: 6-3 Wt: 246 College: Jackson State

Born: July 9, 1956 at Mendenhall, Mississippi

Joined Saints: Draft Choice No. 12, 1978


PRO: Had big game in week 2 at Denver 9/15 with four catches for 63 yards, including TD grab...caught 15 passes on the season as he saw action in every game...has played in 101 games during his eight-year career...spent first ten weeks of 1984 on injured reserve list (thigh)...first catch of 1984 was 28-yard TD grab 11/19/84 vs. Pittsburgh...had Saints' longest consecutive games played streak broken 10/2/83 at 77...had played in every game since arriving until that time...71-yard TD catch vs. Atlanta in 1978 was team's longest pass play that year...contractual obligations completed in 1985.

COLLEGE: Career total 60 catches for 966 yards and 10 TDs...all-Southwest Athletic Conference as junior...used mainly as blocker in wishbone attack senior season...intramural one-on-one basketball champ...majored in physical education.

PERSONAL: Attended Mendenhall (Mississippi) High School...brother Edgar was guard with San Francisco...sister Bertha played with the New Orleans entry in the Women's Professional Basketball Association...single...resides in Jackson, Mississippi.

GAMES STARTED/PLAYED: (1978, 1/16); (1979, 0/16); (1980, 3/16); (1981, 16/16); (1982, 2/9); (1983, 1/6); (1984, 0/6); (1985, 0/16). Totals 23/101.

Year	No.	RECEIVING			
		Yards	Avg.	LG	TD
1978	5	131	26.2	71	1
1979	1	3	3.0	3	1
1980	13	197	15.2	44	0
1981	23	275	12.0	27	1
1982	8	67	8.4	31	1
1983	2	29	14.5	22	0
1984	4	50	12.5	28	1
1985	15	208	13.9	31	2
Totals	71	960	13.5	71	7



92 JAMES HAYNES

Linebacker 3rd Year With Saints

Ht: 6-2 Wt: 227 College: Mississippi Valley

Born: August 19, 1960 at Tallulah, Louisiana

Joined Saints: Free Agent, 1984

PRO: Saw action in every game in 1985, got his chance by starting final five games of the season at outside linebacker... performed well, had 38 total tackles on the season... had two sacks, one vs. Rams 12/1 forced a fumble that was returned by teammate Jack Del Rio for a touchdown... spent first five weeks of 1984 on injured reserve list (rotator cuff), saw action on special teams in remaining 11 games... became headhunter on coverage teams... 1986 is option season on contract.

COLLEGE: Lettered two years at Mississippi Valley... attended Coahoma Junior College before transferring to MVU... majored in physical education.

PERSONAL: Attended Tallulah (Louisiana) High School... single... lives in Tallulah in offseason.

GAMES STARTED/PLAYED: (1984, 0/10; (1985, 5/16). Totals 5/26.



3 BOBBY HEBERT

Quarterback 2nd Year With Saints

Ht: 6-4 Wt: 215 College: Northwestern Louisiana

Born: August 19, 1960 at Galliano, Louisiana

Joined Saints: Free Agent, 1985

PRO: Didn't play until season's 11 game, at Green Bay 11/17, but he finished the year as the starting QB from that point... his first TD will be a trivia question, for instead of throwing for his initial NFL score, he caught a pass for a TD on a gadget play from Guido Merckens... led the team to two successive wins, at Minnesota 11/24 and vs. Rams 12/1... at the Vikings, he hit John Tice with a clutch 39-yard pass with 50 seconds left to win the game... his 43-yard score to WR Eric Martin broke open the Rams game 12/1, won by the Saints 29-3... showed poise and ability, will be expected to have the inside track on the starting QB job in 1986... played three seasons in the USFL with Michigan and


Oakland, and appeared in two USFL championship games, winning one... lost championship game to Saints head coach Jim Mora and the Baltimore Stars, 28-24 in 1985... contract runs through 1989 with no option.

COLLEGE: Lettered four years for Demons... set school record with 364 yards passing in a single game... holds degree in business administration.

PERSONAL: Attended South Lafourche (Louisiana) High School... quarterbacked team to state championship... married (Teresa) with two daughters (Ryan 8/19/82 and Camie 3/17/86)... lives in Mandeville.

GAMES STARTED/PLAYED: (1985, 6/6).

	Att.	PASSING Comp.	Yds.	Int.	TD
1985	181	97	1208	4	5



61 JOEL HILGENBERG

Center/Guard 3rd Year With Saints

Ht: 6-2 Wt: 253 College: Iowa

Born: July 10, 1962 at Iowa City, Iowa

Joined Saints: Draft Choice No. 4, 1984


PRO: When needed, he was there... started five games during the season in place of injured players... played in 15 games... was pressed into action at guard in the first contest, and played center in the other four starts he compiled... won deep-snapping duties for punts and field goals... impressed coaches with his abilities in his first two seasons... selected with choice from New England for draft choices 9-12 in 1983 draft... contract runs through 1986 with no option.

COLLEGE: Perfect for career on long snaps... started every game junior and senior years when he was all-Big Ten... second-team all-America by both wire services in 1983... majored in general studies.

PERSONAL: Attended City High School in Iowa City, Iowa... comes from long line of Iowa centers... father Jerry was Iowa's all-America center in 1950's... brothers (Jim, 1978, and Jay, 1981) both played at

Iowa... Jay now with Bears... uncle (Wally) was all-Big Ten in 1960's and later starred with Minnesota Vikings... once told reporter, "We're the only family I know of that plays catch not facing each other"... prefers to be called "Hilgy"... single... lives in Iowa City in offseason.

GAMES STARTED/PLAYED: (1984, 0/10); (1985, 5/15). Totals 5/25.



24 TERRY HOAGE
Free Safety 3rd Year With Saints
Ht: 6-3 Wt: 199 College: Georgia
Born: April 11, 1962 at Ames, Iowa
Joined Saints: Draft Choice No. 3a, 1984

PRO: Was slated to see extensive time at free safety in 1985, but was needed at strong safety, and started there 12 games... had four interceptions on the year, returned one 52 yards for TD at Green Bay 11/17... defended 17 passes... had sack for 13 yards lost vs. Rams 12/1... played despite nagging injuries throughout the season... saw action in all but two games his rookie year... ended season fourth on team tackle chart with 92 total stops... impressed coaches with his ability to anticipate and his knack for being around the ball... acquired with choice from Buffalo for Saints' no. 4 pick in 1983 draft... contract runs through 1986 with no option.

COLLEGE: Called by Georgia coach Vince Dooley "the finest defensive back I've ever coached"... unanimous all-America selection as junior and senior... placed fifth in Heisman Trophy voting in 1983, the highest finish ever for a defensive back... also honored for his studies, a 3.8 GPA in pre-med (genetics)... led nation with 12 interceptions as junior... blocked school record five kicks in career... holds degree in genetics.

PERSONAL: Attended Huntsville (Texas) High School... all-everything in all sports... audited general zoology (taught by his father) at Sam Houston State University as ninth grader and received second-highest grade in the class... single... lives in Aspen, Colorado in offseason.

GAMES STARTED/PLAYED: (1984, 0/14); (1985, 13/16). Totals 13/30.



57 RICKEY JACKSON
Linebacker 6th Year With Saints
Ht: 6-2 Wt: 239 College: Pittsburgh
Born: March 20, 1958 at Pahokee, Florida
Joined Saints: Draft Choice No. 2b, 1981

PRO: Ended 1985 with third successive Pro Bowl nomination, his second as an NFC starter... finished second on team tackle list with 106 total tackles... led team with 11 sacks for 89 yards lost... defended seven passes... had two sacks three times: vs. Tampa Bay 9/22; at Green Bay 11/17; and vs. Rams 12/1... was the only Saint selected for 1984 Pro Bowl... led NFC linebackers in sacks (12) in 1984... has started every game (73) since becoming a Saint... had at least one sack in 10 games in 1984... had three games in 1983 with two sacks: at Dallas 9/25; at Tampa Bay 10/23; vs. Jets 11/21... led team in 1981 with eight sacks... returned interception 32 yards at San Francisco 11/28/82 to set up crucial score... career totals 38 passes defended, nine fumbles recovered, seven forced fumbles... drafted with choice from San Diego for RB Chuck Muncie... contract runs through 1986 with no option.

COLLEGE: Played defensive end in Pittsburgh's number-one-ranked defense... played opposite Hugh Green, but Jackson led team in tackles... member of Pitt team which had 19 seniors drafted into the NFL... played in Senior Bowl, and was defensive MVP in East-West Shrine Game... ABC Player of the Game vs. Penn State in 1980, year that Panthers won NCAA championship... majored in history.

PERSONAL: Attended Pahokee (Florida) High School... also caught 21 passes for eight TDs as tight end senior year... played in three state football championship games, and was on state basketball championship team senior year... full name is Rickey Anderson Jackson... married (Norma) with daughter (Rickeyah 4/23/84)... lives in Kenner.

GAMES STARTED/PLAYED: (1981, 16/16); (1982, 9/9); (1983, 16/16); (1984, 16/16); (1985, 16/16). Totals 73/73.

	SACKS		INTERCEPTIONS		
	No.	Yards Lost	No.	Yds	TD
1981	8	65	None		
1982	4.5	34	1	32	0
1983	11	75	1	0	0
1984	12	93	1	14	0
1985	11	89	None		
Totals	46.5	356	3	46	0



21 EARL JOHNSON

Cornerback 2nd Year With Saints

Ht: 6-0 Wt: 190 College: South Carolina

Born: October 20, 1953 at Daytona Beach, Florida


Joined Saints: Draft Choice No. 9, 1985

PRO: Saw action on special teams in final two games of the year after being on injured reserve (knee) first 14 games of the season... aggressive style of play was visible in his spotty action... will battle for spot in the defensive backfield in 1986... 1986 is option season on contract.

COLLEGE: Fastest player on Gamecocks' team with 4.4 speed in the 40-yard dash... in addition to football, was decathlete, finished third in conference decathlon after leading until the final event... also ran on 400-meter relay team... majored in business management.

PERSONAL: Attended Seabreeze High School in Daytona Beach, Florida where he was honorable mention all-state in high school and prep all-America in track... single... resides in Kenner.

GAMES STARTED/PLAYED: (1985, 0/2).



55 JOE KOHLBRAND

Linebacker 2nd Year With Saints

Ht: 6-4 Wt: 240 College: Miami (Florida)

Born: March 18, 1963 at Merritt Island, Florida

Joined Saints: Draft Choice No. 8, 1985

PRO: Opened the season on injured reserve (knee), the result of an early-camp injury... was activated 10/4 and saw action, mostly on special teams, in the remaining 12 games... did see some playing time at outside linebacker in the latter stages of the season, and showed some ability at the position... had six tackles on the season... size and quickness make him a candidate for a frequent player at linebacker in 1986... 1986 is option season on contract.

COLLEGE: Three-year letterman at Miami, led team in tackles as sophomore... was important part of Hurricanes' national championship team in 1983... earned team's most dedicated player award in 1982... majored in finance.

PERSONAL: Attended Merritt Island (Florida) High School... was a force, lettered in football, track and basketball... member of state championship football team as senior... single... lives in Merritt Island in offseason.

GAMES STARTED/PLAYED: (1985, 0/12).



60 STEVE KORTE

Center 4th Year With Saints

Ht: 6-2 Wt: 271 College: Arkansas

Born: January 15, 1960 at Denver, Colorado

Joined Saints: Draft Choice No. 2, 1983

PRO: Started at center, but was injured vs. Tampa Bay 9/22 (knee), and spent four weeks on injured reserve... came back to start the remaining nine games... received Pro Bowl votes at his center position... started all 15 games he played in 1984... started 1984 season at center, played there until injuries dictated that he move to guard... finished season as starting center last two games... drafted as guard and played all 16 games rookie year... recovered fumble in end zone for first professional TD vs. Rams 12/18/83... weightlifting fanatic, continues to build strength and flexibility... contract signed in 1986 runs through 1987 with no option.

COLLEGE: Billed as the strongest player in Arkansas history... consensus first team all-America and first team all-Southwest Conference as junior and senior... played on Razorbacks' junior varsity team as DT... holds degree in physical education with emphasis on exercise physiology.

PERSONAL: Attended Arapahoe High School in Littleton, Colorado where he was all-everything... also captained hockey team... spent 1985 offseason working toward completion of his degree at the University of Arkansas... married (Sharon) with son (Steven Jeffrey, Jr. 3/10/86)... lives in Mandeville.

GAMES STARTED/PLAYED: (1983, 0/16); (1984, 15/15); (1985, 12/12). Totals 27/43.



64 DAVE LAFARY
Tackle 9th Year With Saints
Ht: 6-7 Wt: 285 College: Purdue
Born: January 13, 1955 at Cincinnati, Ohio
Joined Saints: Draft Choice No. 5a, 1977

PRO: Started and played 11 games in 1985... did not see action in final five games of the season... showed promise coming off broken ankle and torn ligaments in opening game of 1984 season that required surgery... went into 1984 with string of 25 consecutive starts at his left tackle position... replaced Conrad Dobler at guard in Saints offensive line as he started 13 games in 1978, his second pro season... first career start came at Cincinnati in 1978 in front of hometown crowd, Saints won, 20-18... was reserve tackle and guard rookie season... contract runs through 1986 with no option.

COLLEGE: Changed from defensive tackle to offensive line after sophomore season... developed into first-class tackle as senior... received degree in health and physical education.

PERSONAL: Attended LaSalle High School in Cincinnati, Ohio... last name is pronounced La-FARR-ee... married (Cindy)... lives in Mandeville.

GAMES STARTED/PLAYED: (1977, 0/10); (1978, 13/15); (1979, 0/16); (1980, 4/15); (1981, 4/16); (1982, 9/9); (1983, 16/16); (1984, 1/1); (1985, 11/11). Totals 58/109.



84 ERIC MARTIN
Wide Receiver 2nd Year With Saints
Ht: 6-1 Wt: 195 College: Louisiana State
Born: November 8, 1961 in Van Vleck, Texas
Joined Saints: Draft Choice No. 7, 1985

PRO: Had outstanding rookie year as he caught a pass in all but one game in 1985 (vs. San Francisco 12/15)... total of 35 receptions was third on team receptions list... led club in TDs scored with four... spectacular catch vs. Rams 12/1 for TD put game out of reach in 29-3 win... longest reception of the year was 50-yarder at Atlanta 10/20... has deceptive speed, good moves... 1986 is option season on contract.

COLLEGE: Ended his collegiate career as the alltime Southeastern Conference receiving yardage leader (2,625)... also holds LSU school records for career pass receptions (152), season pass receptions (52 in 1983), most receiving yards in a single game (209), and most yards receiving in a single season (1,064 in 1983)... first-team all-America by Sporting News as senior, and first-team all-SEC by AP... spent freshman year returning kicks, holds another LSU record with 100-yard return that year... majored in general studies.

PERSONAL: Attended Van Vleck (Texas) High School... married (Tamyra) with daughter (Erica 2/1/86)... lives in Kenner.

GAMES STARTED/PLAYED: (1985, 11/16).

Year	No.	RECEIVING			LG	TD
		Yds.	Avg.			
1985	35	522	14.9		50	4




39 BRETT MAXIE
Defensive Back 2nd Year With Saints
Ht: 6-2 Wt: 190 College: Texas Southern
Born: January 13, 1962 at Dallas, Texas
Joined Saints: Free Agent, 1985

PRO: Played in all 16 games, primarily on special teams, but saw much action as nickel back... started final game of the season at strong safety in place of injured Terry Hoage... recovered fumble vs. Rams 12/1... made 37 total tackles on the season... contract runs through 1986 with no option.

COLLEGE: Lettered three years at Texas Southern... pre-med major.

PERSONAL: Attended James Madison High School in Dallas... single... lives in Kenner in offseason.

GAMES STARTED/PLAYED: (1985, 1/16).



19 GUIDO MERKENS

Safety 7th Year With Saints, 9th in NFL

Ht: 6-1 Wt: 197 College: Sam Houston State

Born: August 14, 1955 at San Antonio, Texas

Joined Saints: Waivers from Houston, 1980

PRO: Will be looked at in defensive backfield as safety in 1986... saw action in all 16 games, in several places in 1985... caught three passes for 61 yards on the year, including a 39-yarder for TD at Raiders 10/13... threw Bobby Hebert his first NFL touchdown on a 7-yard pass at Green Bay 11/17... held for all Morten Andersen placements during the season... plays on every special teams unit... versatility is valuable, has played quarterback, wide receiver, defensive back, and punter for Saints since joining team in 1980... made seven tackles in first game as Saint... started 11 games at wide receiver in 1981, led Saints WRs with 29 catches for 458 yards... saw action in three games in 1982 and started one game at quarterback vs. Washington 12/26 when Ken Stabler was injured... threw his only TD pass of the year from field goal formation vs. Kansas City 11/21... punted four times for 36-yard average in final game of 1983 when Russell Erxleben was injured in pregame warm-ups... can also return punts and kickoffs... contract runs through 1986 with no option.

COLLEGE: Played quarterback and defensive back at Sam Houston State... also punted and kicked placements in freshman and sophomore seasons... holds degree in physical education, working toward completion of masters' degree.

PERSONAL: Attended Edison High School in San Antonio, Texas... got pro tryout when he met Oilers scout and former NFL kicker Jerrel Wilson on a softball diamond... has two sons (Guido III 9/20/78 and Jeremiah Christian 3/15/80)... single... lives in Kenner.

GAMES STARTED/PLAYED: (1978, 0/12); (1979, 0/16); (1980, 1/8); (1981, 11/16); (1982, 1/9); (1983, 0/16); (1984, 0/16); (1985, 0/16). Totals 13/109. Totals with Saints 13/74.


Year	Att.	Comp.	Yds.	PASSING		No.	Yds	RECEIVING		
				LG	TD			Avg.	G	TD
1978 (Hou)		None				1	6	6.0	6	0
1979 (Hou)		None				3	44	14.7	20	1
1980 (Hou)		None					None			
1981	2	1	20	20	0	29	458	15.8	50	1
1982	49	18	186	37	1		None			
1983		None					None			
1984		None					None			
1985	1	1	7	7	1	3	61	20.3	39	1
Totals	52	20	213	37	2	36	569	15.8	50	3

KICKOFF RETURNS

PUNT RETURNS

Year	No.	Yds.	LG	TD	No.	FC	Yds	Avg	LG	TD
1978 (Hou)	None				13	1	132	10.1	42	0
1979 (Hou)	2	22	22	0	2	5	6	3.0	6	0
1980 (Hou)	None				None					
1981	2	38	20	0	1	1	-12	-12.0	-12	0
1982	None				None					
1983	None				None					
1984	None				None					
1985	None				None					
Totals	4	60	33	0	16	7	126	7.9	42	0

Additional Stats: Punted four times for 36.0 yards, 1 TB, 1983.



80 MIKE MILLER

Wide Receiver 2nd Year With Saints, 3rd in NFL

Ht: 5-11 Wt: 182 College: Tennessee

Born: December 29, 1959 at Flint, Michigan

Joined Saints: Free Agent, 1985

PRO: Came to Saints as free agent 12/3, saw action in remaining three games, all on special teams... will get a chance to display his wares in 1986... drafted by Green Bay in fourth round of 1983, was waived and signed by Giants that year... caught seven passes and led Giants in average-per-catch with 24.3... was waived by Giants before start of 1984 season... contract runs through 1987 with no option.

COLLEGE: Lettered four years at Tennessee... roommate of Bears' Willie Gault, Miller finished with career total 49 receptions for 672 yards and five TDs... played in East-West Shrine game following his senior season... also SEC 200-meter champion... majored in education.

PERSONAL: Attended Northern High School in Flint, Michigan... spent 1986 offseason as salesman at car dealership owned by Saints owner Tom Benson... single... resides in Metairie.

GAMES STARTED/PLAYED: (1983, 0/13); (1984, 0/0); (1985, 0/3). Totals 0/16. Totals with Saints 0/3.



74 DERLAND MOORE

Nose Tackle 14th Year With Saints

Ht: 6-4 Wt: 273 College: Oklahoma

Born: October 7, 1951 at Malden, Missouri

Joined Saints: Draft Choice No. 2, 1973

PRO: Spent the first ten weeks of the season on the injured reserve list (foot), an injury he received early in 1984... came back to see action in final six games of the season... should be ready in 1986... had two sacks for four yards lost in 1984... ended season with 56 total tackles... started every game for previous three years, streak ended 9/23/84 vs. St. Louis... has played nose tackle since 1982 season, when he was moved from DT/DE... led team in sacks in 1980 with 8 1/2... has played more games as Saint (169) than any player in club history... contract runs through 1986 with no option.

COLLEGE: Selected first-team all-America and all-Big Eight in 1971 and 1972... played in Sugar Bowl games in 1971 and 1972... named National Lineman of the Week by Associated Press after 1972 game vs. Texas... received Gomer Jones Award as outstanding lineman... was walk-on as freshman... shot and discus man on track team... majored in finance.

PERSONAL: Attended Poplar Bluff (Missouri) High School... offseason activities include rigorous workout schedule of weightlifting and conditioning exercises... won 1983 and 1984 NFL players' arm wrestling championships... married (Frannie) with daughter (Michelle 10/17/79) and son (Derland, Jr. 6/24/81)... lives in Covington.

GAMES STARTED/PLAYED: (1973, 0/12); (1974, 14/14); (1975, 12/14); (1976, 14/14); (1977, 10/10); (1978, 14/15); (1979, 15/15); (1980, 15/16); (1981, 16/16); (1982, 9/9); (1983, 16/16); (1984, 11/12); (1985, 0/6). Totals 146/169.

SACKS

Year	No.	Yards Lost
1973	None	
1974	1	4
1975	None	
1976	8	57
1977	2	12
1978	3	9
1979	5	59
1980	8.5	72
1981	1	9
1982	4	20
1983	6	55
1984	2	4
1985	None	
Totals	40.5	301



51 WHITNEY PAUL

Linebacker 5th Year With Saints, 11th in NFL

Ht: 6-3 Wt: 218 College: Colorado

Born: October 8, 1955 at Galveston, Texas

Joined Saints: Trade with Kansas City, 1982


PRO: Started first eight games of the year, but shoulder injury caused him to miss two games completely, and play as a reserve in the rest... had five sacks on the season, all in three games... had two traps vs. Tampa Bay 9/22 and at San Francisco 9/29... had banner year in 1984 sacking quarterback, finished with 9.5 traps for 75 yards lost, third on team... had 166 total tackles, seventh on team... started every game in 1984 at right outside linebacker... moved to linebacker at Kansas City in 1978 after starting at defensive end previous two seasons... returned two fumbles for TDs in his career... Saints gave no. 7 draft choice in 1983 to get him... contract runs through 1986 with no option.

COLLEGE: Two-year starter at Colorado, was tight end first two seasons... was one of ten Colorado players drafted in 1976... also high jumped on track team, best was 6-10... majored in recreation.

PERSONAL: Attended Ball High School in Galveston, Texas... also participated in track... single... lives in Galveston, Texas in offseason.

GAMES STARTED/PLAYED: (1976, 6/14); (1977, 13/14); (1978, 16/16); (1979, 15/15); (1980, 12/12); (1981, 9/16); (1982, 0/9); (1983, 15/16); (1984, 16/16); (1985, 8/14). Totals 110/142. Totals with Saints 39/55.

Year	INTERCEPTIONS				SACKS	Yards Lost
	No.	Yds	LG	TD		
1977 (Chiefs)	1	6	6	0	None	
1978 (Chiefs)	3	21	10	0	None	
1979 (Chiefs)	1	28	28	0	None	
1980 (Chiefs)	1	0	0	0	None	
1981 (Chiefs)	2	30	25	0	None	
1982	1	14	14	0	3	19
1983	2	3	3	0	6	51
1984	None				9.5	75
1985	None				5	36
Totals	11	102	28	0	23.5	181



53 SCOTT PELLUER

Linebacker 6th Year With Saints

Ht: 6-2 Wt: 227 College: Washington State

Born: April 28, 1959 at Yakima, Washington

Joined Saints: Waivers from Dallas, 1981

PRO: Played in 11 games in 1985, started five... missed three games with hamstring injury, final two of season on injured reserve (knee) which required surgery... recovered fumble vs. Tampa Bay 9/22... forced fumble at Rams 11/3... caused interception vs. 49ers 9/29 by jarring receiver loose from ball... forced fumble at Denver 9/15... was fourth-round pick of Cowboys in 1981, Saints acquired him off waiver wire following final cutdown... contractual obligations completed in 1985.

COLLEGE: Four-year starter at outside linebacker for Washington State... all-PAC 10 senior season... led team in QB sacks three years... national scholar-athlete finalist and was voted most inspirational player by his teammates... defensive co-captain senior season... earned degree in secondary education with math and English concentration.

PERSONAL: Attended Interlake High School in Bellevue, Washington... played tight end and linebacker... served as assistant football coach at Weber State after graduation... father and grandfather were both coaches... brother Steve is quarterback with Dallas... 1984 Saints/Lite Man of the Year candidate... initiated "Winning Touch Football Camp" in 1984 to raise funds for Louisiana Special Olympics... received real estate license in 1985 offseason... married (Kim)... lives in Kenner.

GAMES STARTED/PLAYED: (1981, 0/16); (1982, 1/6); (1983, 0/16); (1984, 0/16); (1985, 5/11). Totals 6/65.



71 PETEY PEROT

Guard 2nd Year With Saints, 7th in NFL

Ht: 6-2 Wt: 271 College: Northwestern Louisiana

Born: April 28, 1957 at Natchitoches, Louisiana

Joined Saints: Free Agent, 1985

PRO: Signed by Saints six days before the fourth game of the season (9/29 at San Francisco), started that game which Saints won... was named player of the week with linemen teammates by Sports Illustrated for his performance vs. 49ers... started seven games at guard, was injured (leg) and spent final six games of the season on injured reserve... was second-round draft choice by Philadelphia in 1979, started 15 games on Eagles' Super Bowl team in 1980... spent 1983 on injured reserve (clavicle)... did not play in 1984... contractual obligations completed in 1985.

COLLEGE: Two-year starter at N.W. Louisiana... lost over 40 pounds between his junior and senior season... impressed scouts with 4.9 speed in the 40-yard dash at pro timing day... holds degree in physical education.

PERSONAL: Attended St. Mary's High School in Natchitoches, Louisiana... full name is Edward Joseph Perot... married (Kate) with two sons (Edward Joseph 7/9/81 and Josh 11/6/85)... lives in Natchitoches in offseason.

GAMES STARTED/PLAYED: (1979, 6/15); (1980, 15/16); (1981, 5/16); (1982, 0/9); (1983, inj.); (1984, DNP); (1985, 7/7). Totals 33/63. Totals with Saints 7/7.



25 JOHNNIE POE

Cornerback 6th Year With Saints

Ht: 6-1 Wt: 194 College: Missouri

Born: August 29, 1959 at East St. Louis, Illinois

Joined Saints: Draft Choice no. 6b, 1981

PRO: Started every game for the fourth consecutive year... had three interceptions... returned interception for TD vs. Philadelphia

10/6...defended 21 passes...returned blocked field goal 21 yards vs. Atlanta 12/22...recovered fumble at Denver 9/15...had 83 total tackles on the season, fifth on the team...played vital part of Saints defense that led NFL in pass defense in 1983 and 1984...had seven interceptions in 1983, led team...started first two games at strong safety in 1983 in place of injured Russell Gary...named to UPI first team all-NFC by UPI, was alternate to Pro Bowl in 1983...career total 95 passes defended...has recovered five fumbles...returned interception in 1983 for TD vs. Chicago...drafted with choice acquired from Tampa Bay for punter Tom Blanchard...contract runs through 1987 with no option.

COLLEGE: Earned AP all-Big Eight honors in 1980, and honorable mention all-Big Eight from AP in 1979...returned five punts for 40 yards in 1980...team captain...converted to defensive back in spring of 1978 from wide receiver...majored in elementary education.

PERSONAL: Attended Lincoln High School in East St. Louis, Illinois...twice all-district in football and track, lettered in both sports three times...married (Sharon) with daughter (Letresha 10/7/70) and son (Terrence 2/8/83)...lives in Kenner.

GAMES STARTED/PLAYED: (1981, 15/15); (1982, 9/9); (1983, 16/16); (1984, 16/16); (1985, 16/16). Totals 72/72.

Year	No.	INTERCEPTIONS		LG	TD
		Yards			
1981	1	0	0	0	0
1982	None				
1983	7	146	31	1	
1984	1	16	16	0	
1985	3	63	40	1	
Totals	12	225	40	2	



47 DAVID RACKLEY

Cornerback 2nd Year With Saints

Ht: 5-9 Wt: 172 College: Texas Southern

Born: February 2, 1961 at Miami, Florida

Joined Saints: Free Agent, 1985

PRO: Bothered by hamstring injuries during 1985, spent nine games on injured reserve...saw action in seven games during the middle of the season, all on special teams...returned kickoff 63 yards at Green Bay 11/17, pulled hamstring and sat out the rest of 1985...recovered on-

side kickoff at Atlanta 10/20...played one season with the Los Angeles Express of the USFL (1984)...has blazing speed...contractual obligations completed in 1985.

COLLEGE: Had 29 tackles, one sack and seven passes defended in two years at Texas Southern...holds degree in business.

PERSONAL: Attended Jackson High School in Miami, Florida...single...resides in Houston, Texas in offseason.

GAMES STARTED/PLAYED: (1985, 0/7).



58 GLEN REDD

Linebacker 5th Year With Saints

Ht: 6-1 Wt: 231 College: Brigham Young

Born: June 17, 1958 at Ogden, Utah

Joined Saints: Draft Choice No. 6c, 1981

PRO: Started every game at inside linebacker, led team in tackles with 112...had sack vs. Rams 12/1...had interception, returned it 25 yards at Minnesota 11/24...forced fumble at San Francisco 9/29...recovered fumble vs. Kansas City 9/8...played in all 16 games in 1984, started at Atlanta 11/11...saw extensive action on special teams...can fill in at either inside LB position...started every game in 1981 as rookie, led team in tackles...vital cog in Saints machine that held opponents to team record 3.8 yards per rush and held every running back under 100 yards...sat out entire 1982 season with broken arm and recurrent vision problems...drafted with choice acquired from Raiders for DE Joe Campbell...contract runs through 1986 with no option.

COLLEGE: Played all linebacker positions at Brigham Young...averaged eleven tackles per game throughout his career...first-team all-Western Athletic Conference as senior...team captain senior season...1980 team leader in tackles with 148...intercepted five passes in 1979...majored in recreation.

PERSONAL: Attended Ogden (Utah) High School...played football and baseball...born with spondylolisthesis (displacement of the lumbar vertebra), spent freshman offseason in college in brace and under medication...redshirted in 1977...full name is Glen Herrscher Redd...single...lives in Ogden, Utah in offseason.

GAMES STARTED/PLAYED: (1981, 16/16); (1982, inj.); 1983, 0/16); (1984, 1/16); (1985, 16/16). Totals 33/64.



70 JIM ROURKE

Tackle 2nd Year With Saints, 7th in NFL
Ht: 6-5 Wt: 263 College: Boston College
Born: February 10, 1957 at Weymouth, Massachusetts
Joined Saints: Free Agent, 1985

PRO: Signed before fourth game, helped Saints beat San Francisco 9/29, was named with linemen teammates player of the week by Sports Illustrated. . . played in all 13 games he was on roster for, started final five at left tackle. . . came from Kansas City, where he started ten games at right tackle in 1984. . . can play every position on the line. . . was drafted by Raiders in ninth round of 1979 draft, was released on the final cut that season. . . sat out 1979, signed with Chiefs for 1980 season. . . contractual obligations completed in 1985.

COLLEGE: Three-year starter at Boston College, played both guard and tackle positions. . . played in Blue-Gray and Senior Bowl games. . . majored in sociology.

PERSONAL: Attended Boston College High School in Boston, Massachusetts. . . full name is James Peter Rourke. . . single. . . lives in North Abington, Massachusetts in offseason.

GAMES STARTED/PLAYED: (1980, 9/15); 1981, 0/12); 1982, 1/9); (1983, 0/11); (1984, 10/13); (1985, 5/13). Totals 25/73. Totals with Saints 5/13.



65 ADAM SCHREIBER

Guard 2nd Year With Saints, 3rd in NFL
Ht: 6-4 Wt: 270 College: Texas
Born: February 20, 1962 at Galveston, Texas
Joined Saints: Free Agent, 1985


PRO: Was signed 11/20 as free agent, saw action in one game on special teams. . . was drafted in 9th round by Seattle in 1984. . . releas-

ed and re-signed by Seahawks at midseason and saw special teams action in six games in 1984. . . also saw action in both of Seattle's playoff games. . . contractual obligations completed in 1985.

COLLEGE: Lettered four years at Texas. . . played all line positions as collegian. . . majored in business.

PERSONAL: Attended Butler High School in Huntsville, Alabama. . . lettered in football and track. . . single. . . lives in Scottsdale, Arizona in offseason.

GAMES STARTED/PLAYED: (1984, 0/6); (1985, 0/1). Totals 0/7. Totals with Saints 0/1.



82 JOHN TICE

Tight End 4th Year With Saints
Ht: 6-5 Wt: 243 College: Maryland
Born: June 22, 1960 at Central Islip, New York
Joined Saints: Draft Choice No. 3a, 1983

PRO: Played in all 16 games in 1985, started nine as the Saints used a two tight end set frequently. . . caught career-high 24 passes for 266 yards. . . biggest catch of the season was 39-yarder for TD at Minnesota 11/24 with less than a minute to play to win the game. . . Played in ten games in 1984. . . went on injured reserve (ankle) for final five games of the season. . . played in all 16 games in 1983. . . saw a lot of special teams action both seasons. . . scored first NFL TD 10/30/83 at Buffalo. . . contractual obligations completed in 1985.

COLLEGE: Honorable mention all-America by AP and Sporting News senior year. . . led Terrapins in receiving junior and senior years. . . saw time at center and tackle earlier in college career. . . played in East-West and Senior Bowl games. . . majored in liberal arts.

PERSONAL: Attended Central Islip (New York) High School. . . played center there. . . brother Mike is tight end with Seattle. . . married (Barbara) with son (John Eric 1/22/85). . . lives in Kenner.

GAMES STARTED/PLAYED: (1983, 1/16); (1984, 0/10); (1985, 9/16). Totals 10/42.

Year	No.	Yards	RECEIVING		LG	TD
			Avg.			
1983	7	33	4.7		17	1
1984	6	55	9.2		17	1
1985	24	266	11.1		39	2
Totals	37	354	9.6		39	4



11 RICHARD TODD

Quarterback 3rd Year With Saints, 11th in NFL

Ht: 6-2 Wt: 212 College: Alabama

Born: November 19, 1953 at Birmingham, Alabama

Joined Saints: Trade with New York Jets, 1984

PRO: Saw action in only two games in 1985. . . came in for starter Dave Wilson in opening contest, threw for three TDs to get Saints back in the game momentarily vs. Chiefs. . . other appearance was at Rams 11/3 where he threw only six passes. . . came into new system with Saints in 1984, had several good games as he started first 14 contests of the season. . . threw for 2,178 yards on 161 completions. . . threw two TD passes four times, vs. Atlanta 9/2, vs. St. Louis 9/23, at Atlanta 11/11, and vs. Pittsburgh 11/19 in Saints' first Monday night win ever. . . threw for 264 yards and led Saints to 450 total offensive yards in win vs. St. Louis 9/23. . . best day of 1984 was at Cleveland 10/28 when he completed 21 of 27 passes for 294 yards and hit crucial pass inside of two minutes to enable the Saints to kick a long field goal to win, 16-14. . . ran 28 times for 111 yards on the year. . . ranks 6th among NFC passers in total passing yards, 11th in NFL. . . came to Saints after leading Jets to playoffs two of his last three seasons there. . . holds NFL single-game completion record with 42 (60 attempts, 447 yards) vs. San Francisco in 1980. . . had string of 86 consecutive starts broken in game 15 of 1984. . . was drafted by Jets in first round of 1976, 6th player selected and first quarterback taken that year. . . Saints acquired him for first-round draft choice in 1984 draft. . . contract signed in 1986 runs through 1986 season with no option.

COLLEGE: Chosen Alabama's top QB of 1970's by Birmingham *Post-Herald*. . . named all-Southeastern Conference by AP and UPI as senior. . . also honorable mention All-America that year. . . led Alabama to three straight SEC titles. . . MVP in 1975 Sugar Bowl. . . also played in Sugar Bowl as sophomore and Orange Bowl as junior. . . threw for

1,642 yards, rushed for 1,254 yards in college career. . . South MVP in Senior Bowl as he threw for 332 yards and two TDs as a dropback passer, a role he did not play in Alabama's wishbone offense. . . selected to play in College All-Star game against NFL champion, but did not participate. . . received degree in physical education.

PERSONAL: Attended Davidson High School in Mobile, Alabama. . . three-sport letterman there. . . mother and father are both teachers. . . devotes time to many charitable organizations. . . married (Lulu) with son (Richard Darby 3/8/86). . . lives in Birmingham in off-season.

GAMES STARTED/PLAYED: (1976, 6/13); (1977, 11/12); (1978, 5/5); (1979, 15/15); (1980, 16/16); (1981, 16/16); (1982, 9/9); (1983, 16/16); (1984, 14/15); (1985, 0/2). Totals 108/119. Totals with Saints 14/17.

Year	Att.	Comp.	Pct.	Yds.	LG	TD	Int.	RUSHING			
								No.	Yds.	LG	TD
1976 (Jets)	162	65	.401	870	44	3	12	28	107	22	1
1977 (Jets)	265	133	.501	1863	87	11	17	24	46	13	2
1978 (Jets)	107	60	.561	849	49	6	10	14	18	10	0
1979 (Jets)	334	171	.512	2660	72	16	22	36	93	21	5
1980 (Jets)	479	264	.551	3229	55	17	30	49	330	31	5
1981 (Jets)	497	279	.561	3231	49	25	13	32	131	19	0
1982 (Jets)	261	153	.586	1961	56	14	8	13	-5	17	1
1983 (Jets)	518	308	.595	3478	64	18	26	35	101	17	0
1984	312	161	.516	2178	74	11	19	28	111	15	0
1985	32	16	.500	191	56	3	4	None			
Totals	2967	1610	.543	20510	87	124	161	259	932	21	14



54 ALVIN TOLES

Linebacker 2nd Year With Saints

Ht: 6-1 Wt: 230 College: Tennessee

Born: March 23, 1963 at Barnesville, Georgia

Joined Saints: Draft Choice No. 1, 1985


PRO: Played in all of 16 games, started two at inside linebacker. . . had to learn on the job, was looked at in both inside and outside linebacker positions. . . has excellent speed, quickness. . . offseason weight training has added to a previously 211-pound frame. . . is also excellent special teamer. . . contract runs through 1986 with no option.

COLLEGE: Converted from fullback to linebacker as junior, led Vols in tackles that season. . . played only three games as senior because of

fractured ankle... capped his first season as linebacker by being named Outstanding Defensive Player in Citrus Bowl game... made second-team all-SEC as junior... majored in human services.

PERSONAL: Attended Mary Persons High School in Forsythe, Georgia... single... lives in Kenner.

GAMES STARTED/PLAYED: (1985, 2/16).



26 WILLIE TULLIS

Cornerback 2nd Year With Saints, 6th in NFL
Ht: 6-0 Wt: 190 College: Troy State (Alabama)
Born: April 5, 1958 at Newville, Alabama
Joined Saints: Free Agent, 1985

PRO: Was acquired as free agent after second game of the year, appeared in the remaining 14... had two interceptions on the season... started his only game of the year against Rams 12/1... was used extensively in nickel situations... was also used on special teams on kickoff and punt returns... led team in both punt return avg. (8.3) and kickoff return avg. (20.9)... had 62-yard kickoff return at Rams 11/3... came from Oilers, where he started 31 of 32 games at cornerback in 1983 and 1984... selected by Oilers in eighth round of 1981 draft, opened NFL career by returning kickoff for TD in opening regular season game... played in every game 1981-84 for Oilers (41)... contractual obligations completed in 1985.

COLLEGE: Quarterback at Troy State, was first-team Kodak all-America selection in 1980... 1980 Offensive Player of the Year in the Gulf South Conference and received honorable mention on AP's all-America list... spent freshman season at Southern Mississippi before enrolling at Troy State... majored in Criminal Justice.

PERSONAL: Attended Headland (Alabama) High School... single... lives in Stafford, Texas in offseason.

GAMES STARTED/PLAYED: (1981, 0/16); (1982, 3/9); (1983, 16/16); (1984, 15/16); (1985, 1/14). Totals 35/71. Totals with Saints 1/14.

Year	INTERCEPTIONS				KICKOFF RETURNS			
	No.	Yds.	LG	TD	NO.	Yds.	LG	TD
1981 (Hou.)	None				32	778	95	1
1982 (Hou.)	None				5	91	28	0
1983 (Hou.)	5	65	44	0	1	16	16	0
1984 (Hou.)	4	48	22	0	None			
1985	2	22	22	0	23	470	62	0
Totals	11	135	44	0	61	1355	95	1

Year	PUNT RETURNS					
	No.	FC	Yds.	Avg.	LG	TD
1981 (Hou.)	2		29	14.5	15	0
1982 (Hou.)	None	0				
1983 (Hou.)	None					
1984 (Hou.)	None					
1985	17	6	141	8.3	17	0
Totals	19	6	170	9.0	17	0



73 FRANK WARREN

Defensive End 6th Year With Saints
Ht: 6-4 Wt: 278 College: Auburn
Born: Sept. 14, 1959 at Birmingham, Alabama
Joined Saints: Draft Choice No. 3a, 1981

PRO: Showed his many talents during the season by doing many things on the field... filled in at nose tackle, played end in passing situations... had 5.5 sacks for 34 yards... showed speed, received lateral from teammate Jack Del Rio, scored from 50 yards out at Atlanta 10/20... made spectacular play against 49ers 12/15, blocked field goal, scooped it up and scored from 42 yards out... had four sacks against Rams in 1985, two on the road 11/3 and two at home 12/1... defended three passes... had 23 tackles... has played in every game since becoming a Saint... intercepted pass at Dallas in 1983... sees much playing time on passing downs because of hard-charging pass rush ability... contractual obligations completed in 1985.

COLLEGE: AP honorable mention all-America in 1980... AP first-team all-Southeastern Conference selection that year... 60-foot plus shot putter for Auburn track team, second in SEC indoor shot in 1978... led team in QB sacks senior season... majored in distributive education.

PERSONAL: Attended Phillips High School in Birmingham, Alabama... lettered four times in football and track, twice in basketball and wrestling... was senior class president... married (Cathy) with son (Adam 11/25/75) and daughter (Ebony 7/14/81)... lives in Kenner.

GAMES STARTED/PLAYED: (1981, 0/16); (1982, 1/9); (1983, 1/16); (1984, 3/16); (1985, 0/16). Totals 5/71.



49 FRANK WATTELET

Free Safety 6th Year With Saints
Ht: 6-0 Wt: 190 College: Kansas
Born: October 25, 1958 at Paola, Kansas
Joined Saints: Free Agent, 1981

PRO: Started every game in 1985, the fourth consecutive year he has done so... was moved to strong safety for the final game, 12/22 vs. Atlanta... third on team tackle chart with 101 total... had two interceptions on the season, one sack for nine yards lost... defended 17 passes... forced one fumble... ran twice from punt formation, gained 42 yards and earned a first down each time... earned spot in Saints record book by scoring TD on defensive plays in two consecutive games in 1984... recovered fumble, returned it 22 yards for score vs. St. Louis 9/23/84, intercepted pass and scored with it from 35 yards at Houston 9/30/84... his first pro start came in second game of rookie season, had interception as Saints beat Rams for first win of 1981 season... started later that season at strong safety... has recovered seven fumbles in his career... contract runs through 1986 with no option.

COLLEGE: UPI second team all-Big Eight 1978-80... academic all-Big Eight 1978-79-80... three football letters... chosen Kansas' outstanding athletic and academic performer 1979-80... pre-dental major.

PERSONAL: Attended Abilene (Kansas) High School... lettered four times in football, basketball and track... started bottled water distributorship in New Orleans area with his father... married (Tara)... lives in Kenner.

GAMES STARTED/PLAYED: (1981, 3/16); (1982, 9/9); (1983, 16/16); (1984, 16/16); (1985, 16/16). Totals 60/73.

Year	No.	INTERCEPTIONS			FUMBLES RECOVERED		
		Yds.	LG	TD	No.	Yds.	TD
1981	3	16	16	0	1	0	0
1982	None				1	0	0
1983	2	33	24	0	3	6	0
1984	2	52	35	1	2	22	1
1985	2	0	0	0	None		
Totals	9	101	35	1	7	28	1

Additional Statistics: One sack for nine yards lost, 1985; ran twice for 42 yards from punt formation, 1985



44 DAVE WAYMER

Cornerback 7th Year With Saints
Ht: 6-1 Wt: 188 College: Notre Dame
Born: July 1, 1958 at Brooklyn, New York
Joined Saints: Draft Choice No. 2, 1980

PRO: Started 15 of 16 games at left cornerback in 1985... had six interceptions to lead team... defended eight passes and intercepted three vs. Philadelphia 10/6, the most in a single game in the NFC last season... defended 22 passes... had 57 total tackles... started every game in 1984, led team with four interceptions and 30 passes defended... led team in 1983 with 43 passes defended... has recovered 12 career fumbles... has started 79 of 89 games he has played in since joining the Saints in 1980... was pressed into starting spots in ten games as rookie... is most experienced of Saints' young secondary... contractual obligations completed in 1985.

COLLEGE: Four-year letterman at Notre Dame... played flanker as sophomore, cornerback as junior and senior... also returned punts... defensive captain... set school record with two interception returns for TDs vs. Miami in 1979... played in Gator Bowl, two Cotton Bowls and Hula Bowl... was member of Notre Dame's national championship team of 1978... holds degree in economics.

PERSONAL: Attended West Charlotte (North Carolina) High School... involved in a number of west coast investments during off-season... stockbroker... married (Sally)... lives in Los Angeles in off-season.

GAMES STARTED/PLAYED: (1980, 10/16); (1981, 13/16); (1982, 9/9); (1983, 16/16); (1984, 16/16); (1985, 15/16). Totals 79/89.

Year	INTERCEPTIONS				FUMBLES RECOVERED		
	No.	Yds.	LG	TD	No.	Yds.	TD
1980	None				3	0	0
1981	4	54	31	0	5	0	0
1982	None				2	0	0
1983	None				2	0	0
1984	4	9	9	0	None		
1985	6	49	28	0	None		
Totals	14	112	31	0	12	0	0



94 JIM WILKS

Defensive End 6th Year With Saints
 Ht: 6-5 Wt: 265 College: San Diego State
 Born: March 12, 1958 at Los Angeles, California
 Joined Saints: Draft Choice No. 12, 1981

PRO: Started all 16 games for the third consecutive year... versatile, can fill in anywhere along the defensive line as needed... played some at nose tackle in 1984 and 1985... had 2.5 sacks for 14 yards... defended a pass... had 54 tackles on the season... big career game was at Atlanta 11/11/84 when he had 2.5 sacks for 22 yards lost in Saints win... best sack year of his career was 1983 when he had eight for 59.5 yards lost... has recovered four career fumbles... has missed only one game in his career because of injury... contract runs through 1986 with no option.

COLLEGE: Team captain and honorable mention all-Western Athletic Conference selection in 1980... had solid season in 1980 after rash of injuries kept him out of 1979 regular lineup... transferred to San Diego State after being named junior college all-America at Pasadena Community College in 1977... majored in business.

PERSONAL: Attended Pasadena (California) High School... high school all-America selection in football... one of eleven children... married (Andre) with one son (Jeremy 6/16/85)... lives in Kenner.

GAMES STARTED/PLAYED: (1981, 0/16); (1982, 8/8); (1983, 16/16); (1984, 16/16); (1985, 16/16). Totals 56/72.

Year	SACKS		Yards Lost
	Number		
1981	3.5		38
1982	2		10
1983	8		59.5
1984	7.5		60
1985	2.5		14
Totals	23.5		181.5



79 RALPH WILLIAMS

Guard 2nd Year With Saints, 4th in NFL
 Ht: 6-3 Wt: 270 College: Southern
 Born: March 27, 1958 at Monroe, Louisiana
 Joined Saints: Free Agent, 1985

PRO: Did a big job as he played in all 16 games in 1985, started 14 at right guard... filled in admirably, will press again for starting position in 1986... signed by Houston Oilers as free agent in 1981 where he spent the season on injured reserve... played seven games, started five in 1982... played 1983-85 with the San Antonio Gunslingers of the USFL... contract runs through 1986 with no option.

COLLEGE: Started four years at Southern... selected Most Valuable Player senior season... all-America selection in 1980... majored in psychology.

PERSONAL: Attended West Monroe (Louisiana) High School... married (Juliette) with daughter (Marie 2/8/76)... lives in Baton Rouge in off-season.

GAMES STARTED/PLAYED: (1982, 5/7); (1985, 14/16). Totals 19/23. Totals with Saints 14/16.



18 DAVE WILSON

Quarterback 5th Year With Saints
 Ht: 6-3 Wt: 211 College: Illinois
 Born: April 27, 1959 at Anaheim, California
 Joined Saints: Draft Choice No. 1
 (Supplemental), 1981

PRO: Started first ten games of the season, sat on injured reserve (elbow) for final games of the year... 1985 started slowly with 2-22 performance in opener, improved over the course of the season... threw two TDs in three games; at Denver 9/15, vs. Tampa Bay 9/22, and at Atlanta 10/20... ran naked bootleg on third-and-seven call at San Francisco 9/29 late in the game to enable Saints to keep the ball and kill the clock with 20-17 win... saw action in five games in 1984, started final two contests of the season... came off bench 12/2 at Rams with Saints

down 24-0 and hit three TD passes, the first time since 10/30/83 at Buffalo (Wilson again) that a Saints QB three for three TDs in a game... followed that with 325 yards and three more TD passes the next week, vs. Cincinnati 12/9... 325 yards passing is the first time that a Saints QB three for 300 yards since 12/5/82 (Ken Stabler vs. Tampa Bay)... completed the longest pass of his career (54 yards) to Hoby Brenner for TD as time ran out in the first half... finished season directing win over playoff-bound Giants... had seven TDs for the season with only three interceptions... had shoulder surgery in 1985 off-season to correct tendon irritation... started two games in 1983, and saw relief action in six others... threw all but one pass in opening 1983 game, directed 28-17 win over St. Louis... led Saints to 24-23 lead in final minutes of last game of the 1983 season with torn knee ligaments suffered in first preseason game... started four games as rookie in 1981... completed 51.8 percent of his passes that year... 1986 is option season on contract.

COLLEGE: Finished 10th in Heisman Trophy balloting as junior... set or tied 32 NCAA, Big Ten, and school records in 1980... lost senior eligibility on conference ruling... passed for 403 yards vs. Indiana the following week... passed for six TDs vs. Ohio State... honorable mention all-America by both wire services in 1980... transferred to Illinois from Fullerton (Calif.) College following Sophomore season... majored in applied life sciences.

PERSONAL: Attended Katella High School in Anaheim, California... grew up four blocks from Anaheim Stadium... single... lives in Anaheim in offseason.

GAMES STARTED/PLAYED: (1981, 4/11); (1982, inj.); (1983, 2/8); (1984, 2/5); (1985, 10/10). Totals 18/34.

Year	PASSING						RUSHING			
	Att.	Comp.	Yds.	LG	TD	Int	No.	Yds.	LG	TD
1981	158	82	1058	50	1	11	5	1	9	0
1982	injured									
1983	112	66	770	42	5	7	5	3	5	0
1984	93	51	647	54	7	4	3	-7	-2	0
1985	293	145	1843	50	11	15	18	7	17	0
Totals	656	344	4318	54	24	37	31	4	17	0



30 WAYNE WILSON
Running Back 8th Year With Saints
Ht: 6-3 Wt: 220 College: Shepherd
Born: Sept. 4 1957 at Montgomery, Maryland
Joined Saints: Free Agent, 1979

PRO: Led team in rushing in 1985 with 645 yards, second in receptions with 38 catches... played in all 16 games, started 10... biggest day in 1985 came at San Francisco 9/29 when he rushed for 108 yards in 24 carries and caught two passes for 14 yards in Saints win... caught eight passes vs. San Francisco 12/15... had 41-yard TD run at Minnesota 11/17... scored twice receiving, once rushing... played in 14 games in 1984, started two at fullback in relief of Hokie Gajan... had offseason arthroscopic surgery to repair knee that bothered him entire 1984 season... used often in Saints' single-back formation... is fourth on Saints' alltime rushing chart... third on alltime team touchdown scoring with 30... ended season fifth on team alltime receiving list with 178... had best year of pro career in 1983, rushing for 787 yards, caught 20 passes... had three consecutive 100-yard rushing games subbing for injured George Rogers (31-108 at Dallas 9/25; 34/160 vs. Miami 10/2; 18-103 at Atlanta 10/9)... led team in total offensive yards gained 1982 and 83... returned kickoff 75 yards to set up winning score vs. Kansas City in 1982... drafted in 12th round by Oilers in 1979... released by Oilers, picked up by Saints, made team primarily as special teamer... started seven games in 1980 at fullback... contract signed in 1986 runs through 1987 with no option.

COLLEGE: Honorable mention all-America in 1978... jack-of-all-trades led Shepherd to two divisional titles in West Virginia Conference... four-year starter... holds degree in recreation.

PERSONAL: Attended Howard High School in Ellicott City, Maryland... spent a couple of offseasons as substitute teacher in high school... married (Jackie) with son (Kyle 1/4/83)... lives in Columbia, Maryland during offseason.

GAMES STARTED/PLAYED: (1979, 0/14); (1980, 7/15); (1981, 0/16); (1982, 7/8); (1983, 8/14); (1984, 2/14); (1985, 10/16). Totals 34/97.

Year	No.	RUSHING				RECEIVING			
		Yds.	Avg.	LG	TD	No.	Yds.	LG	TD
1979	5	26	5.2	16	0	None			
1980	63	188	3.0	15	1	31	241	42	1
1981	44	137	3.1	12	1	31	384	55	4
1982	103	413	4.0	20	3	25	175	34	2
1983	199	787	4.0	29	9	20	178	24	2
1984	74	261	3.5	36	1	33	314	34	3
1985	168	645	3.8	41	1	38	228	21	2
Totals	656	2457	3.7	41	16	178	1520	55	14

Year	KICKOFF RETURNS			
	No.	Yards	LG	TD
1979	11	230	31	0
1980	9	159	27	0
1981	31	722	57	0
1982	7	192	75	0
1983	10	257	52	0
1984	1	23	23	0
1985	None			
Totals	69	1583	75	0



89 TYRONE YOUNG
 Wide Receiver 3rd Year With Saints
 Ht: 6-6 Wt: 192 College: Florida
 Born: April 29, 1960 at Ocala, Florida
 Joined Saints: Free Agent, 1983

PRO: Injured in training camp (knee), Tyrone spent the entire 1985 season on injured reserve... fully rehabilitated, will compete for a starting spot in 1986... played in every game in 1984, broke into the starting lineup eight times... caught 29 passes, fourth on squad... scored three TDs... caught at least one pass in first 15 games of the year, was blanked only at Giants 12/15... caught longest pass of the year for Saints, a 74-yarder from Richard Todd at Chicago 10/7... had first career 100-yard receiving day at Cleveland 10/28/84 (4-101)... caught seven passes in 1983, but three were for TDs... with 6-6 height and excellent jumping ability, he has become renown for his "Alley Oop" capabilities in the opponents' end zone... nicknamed "Ty in the Sky" by teammates... contractual obligations completed in 1985.

COLLEGE: Lettered four years in football, including quarterback duties, one in basketball... second-team all-Southeastern Conference selection by wire services senior season... majored in public recreation with public relations minor.

PERSONAL: Attended Forest High School in Ocala, Florida... personable player makes promotional and charitable appearances in New Orleans area... single... lives in Kenner in offseason.

GAMES STARTED/PLAYED: (1983, 0/16); (1984, 8/16); (1985, inj.). Totals 8/32.

Year	No.	Yards	RECEIVING	LG	TD
			Avg.		
1983	7	85	12.1	32	3
1984	29	597	20.6	74	3
1985	Injured				
Totals	36	682	18.9	74	6

SAINTS 1986 SUMMER CALENDAR

- July 19— Rookies and free agents report to training camp at Hammond, Louisiana (Southeastern Louisiana University)
- July 20— Player Physicals
- July 21— First practice
- July 24— Veterans report to training camp
- July 25— Veteran Physicals
- July 26— First full-squad practice
- Aug. 2— Intra-squad scrimmage at Strawberry Stadium, Hammond
- Aug. 9— Saints at Denver Broncos, 8 p.m.
- Aug. 16— Saints vs. New England Patriots at Superdome, 7 p.m.
- Aug. 19— Roster reduction to 60 players
- Aug. 22— Break camp, travel to Houston
- Aug. 23— Saints at Houston Oilers, 8 p.m.
- Aug. 26— Roster reduction to 50 players
- Aug. 29— Touchdown Club Welcome Saints Luncheon, Marriott Hotel, Noon
- Aug. 30— Saints vs. Kansas City Chiefs at Superdome, 7 p.m.
- Sept. 1— Final roster reduction to 45 players; first regular season workout
- Sept. 7— NFL regular season opener, Saints vs. Atlanta Falcons at Superdome, Noon



DOMBROWSKI

1986 Saints Rookies (Draft Choices)



HILLIARD

1 — JIM DOMBROWSKI, Tackle 6-6 289 Virginia

Head coach Jim Mora calls him "as sure-fire as a guy can be. . . Saints selected him over other highly-rated offensive linemen because of superior pass protection ability. . . first offensive lineman taken in draft, sixth player taken overall. . . selected with choice from Indianapolis in pre-draft exchange of first round positions that also gained Saints the Colts' no. 3 pick. . . consensus first-team all-America. . . all-ACC three years and voted by conference coaches as best ACC blocker last two seasons. . . one of 12 Lombardi Award nominees in 1985, one of only two offensive players nominated. . . recipient of NCAA Top Six Award based on academics/athletics/leadership. . . played in Hula and Senior Bowls. . . 1985 ACC all-academic team. . . started 45 consecutive games for Virginia. . . received bachelor's degree in biology in spring '85 and played as grad student in exercise physiology last year. . . plans on medical career as orthopedic surgeon. . . played baseball and was hockey defenseman in high school. . . college teammate of Saints' 1986 no. 3 choice, running back Barry Word. . . one of four children (two brothers, one sister). . . one brother was hockey player at SUNY-Buffalo, other played football and wrestled at Colgate. . . father was football player at SUNY-Buffalo. . . attended Williamsville (New York) High School. . . full name is James Matthew Dombrowski. . . born October 19, 1963 at Williamsville, New York.

2 — DALTON HILLIARD, Running Back 5-8 196 LSU

A big-time producer in a compact, powerful package that ranks third on the all-time SEC rushing list (behind Herschel Walker, 5,259 and Bo Jackson, 4,303) and tops a storied list of LSU all-time rushers. . . four-year all-SEC selection who finished college career with back-to-back 1,000-yard seasons in a backfield that included another 1986 no. 2 draft choice (Garry James). . . eighth running back selected in the draft, 31st player taken overall. . . good inside runner with speed to get outside, plus excellent vision and balance, according to Mora. . . projects as



MAYES



SWILLING




WORD

durable back who can carry the ball 20-25 times per game in pros. . . five 100-plus games last season, three of more than 150 yards (vs. Tulane, 174; East Carolina, 170; Colorado State, 151). . . LSU career leader in TDs (50; 44 rushing, 6 receiving), second on SEC all-time TD list and third in scoring. . . 1985 second in SEC rushing behind Heisman Trophy winner Bo Jackson (1,786). . . Hula and Senior Bowls. . . most yardage was junior season when he also scored 13 touchdowns. . . holds NCAA freshman record for touchdowns (16; 11 rushing, 5 passing) and points (96). . . LSU teammate of second-year Saints WR Eric Martin. . . attended Patterson (Louisiana) High School in hometown southwest of New Orleans. . . college major is business administration. . . born January 21, 1964 at Patterson, Louisiana.

3a — RUEBEN MAYES, Running Back 5-11 201 Washington State


Viewed by Mora as more of a straight-ahead runner with good blocking ability to go with sterling collegiate credentials as a productive, record-setting back. . . selected by Saints with choice from Tampa Bay in 1985 trade for rights to S David Greenwood. . . holds every rushing record in WSU history, including career yards. . . gained over 1,000 yards in each of last two seasons and was PAC-10 rushing champion both years. . . PAC-10 offensive player of the year 1984 and 1985. . . surpassed 150 yards in each of final four games of 1986. . . sixth-ranked rusher (ahead of O.J. Simpson) in PAC-10 history, second among that group in yards/carry (5.5) behind only Darrin Nelson (5.7). . . PAC-10 offensive player of the year the past two years. . . surpassed 150 yards rushing in final four games of 1985 on average of 27 carries. . . appeared in Blue-Gray Classic and East-West Shrine games. . . also caught 24 passes for 505 yards last year. . . Mora believes he may not yet have reached potential because of limited development as high school player in native Canada. . . finished tenth in Heisman balloting junior year. . . as junior set NCAA records for single-game rushing yardage (357) and in two consecutive games (Oregon plus Stanford,



EDWARDS



SUTTON



THOMPSON

216)...all-America selection as junior and senior also experienced kickoff returns freshman year...attended North Battleford (Saskatchewan) High School...college major is political science...born June 16, 1963 at North Battleford, Saskatchewan.

3b — PAT SWILLING, Linebacker 6-3 243 Georgia Tech

Collegiate defensive end will be linebacker in Saints scheme, but could play down in four-man front for situations, according to Mora...had 15 sacks last season for 119 yards in losses, including single-game record seven sacks vs. North Carolina State...also set school record with 15 tackles behind the line...all-America by Football Writers, UPI and Sporting News...won ACC defensive lineman of the week honors three times last season...four-year starter...Saints were attracted by size and agility...selected with choice acquired from Colts as part of predraft deal for exchange of first-round positions...friend of no. 4 draft choice Kelvin³ Edwards (WR, Liberty Baptist) from summer workouts together...career totals 265 tackles, 23 sacks, five fumble recoveries...attended Stephens County High School in Toccoa, Georgia...majored in management at Georgia Tech...born October 25, 1964 at Toccoa, Georgia.

3c — BARRY WORD, Running Back 6-2 220 Virginia

A very productive tailback that could possibly play fullback...averaged 5.9 yards per carry last season and was voted ACC player-of-the-year...teammate of Saints' 1986 no. 1 pick, T Jim Dombrowski...broke school record with 1,224 yards in 1985...had eight 100-yard rushing games senior season...ranked first in ACC in all-purpose running...named to all-ACC team and honorable mention all-America...qualified for NCAA track meet and Olympic trials in 110-meter hurdles, where his personal best time is 13.88 seconds...attended Halifax High School in Long Island, Virginia...college major is English...born July 17, 1964 at Long Island, Virginia.



FENERTY



MOKOFISI



JONES

4 — KELVIN EDWARDS, Wide Receiver 6-2 192 Liberty Baptist


Team leader in pass receptions, yards receiving, TD receptions, scoring, kickoff returns and punt returns as senior...holds all school receiving records, even without merits of senior season...was first player from Liberty Baptist to play in Blue-Gray game...blazing speed, holds school records in 300-meter and 400-meter runs...caught a pass in 32 consecutive games and 39 of 41 in his career...final two collegiate games were washed away by flooding James River that caused \$2 million in damage to athletic facility and destroyed all football equipment...attended Russell High School in Eastpoint, Georgia...majored in physical education...born July 19, 1964 at Birmingham, Alabama.

5 — REGGIE SUTTON, Cornerback 5-10 175 Miami

Played only two college years, sophomore and junior seasons...made switch to cornerback from wide receiver only four days prior to sophomore season opener, performed there for his two seasons...blocked two field goals in one game vs. Notre Dame...also returned kicks...has good speed and good coverability...came to college as quarterback from high school where he led his team to state semifinals...also was long jumper in high school...attended Killian High School in Miami, Florida...majored in communications...born February 16, 1965 at Miami, Florida.

6 — ROBERT THOMPSON, Wide Receiver 5-9 174 Youngstown St.

Tailback with lightning speed in college, will be tried at wide receiver with Saints...missed bulk of junior season with shoulder injury, but still gained 239 yards rushing in the two games he played...rushed for 529 yards as senior, caught 17 passes, demonstrating the ability to catch the ball...also excelled as kickoff returner, averaged 21.4 yards on 23



DUMBAULD



SWOOPES



BROWN

kickoff returns...attended Cooper City High School in Hollywood, Florida...majored in corrections...born September 9, 1962 at Hollywood, Florida.

7 — GILL FENERTY, Running Back 6-0 193 Holy Cross

Is the second-leading all-purpose yardage gainer in NCAA history with 155.7 yards per game throughout his career...holds virtually all Holy Cross rushing marks...Kodak coaches' first team all-America...averaged 118.4 yards rushing per game for three-year career...good size and speed, could also be projected at wide receiver...attended Jesuit High School in New Orleans, Louisiana...majored in sociology...born August 24, 1963 at New Orleans.

8 — FILIPO MOKOFISI, Linebacker 6-1 232 Utah

Tenacious hitter was Western Athletic Conference player of the year as junior...shoulder injury as senior limited playing time, but was terror to opposing offenses when in the game...recorded 26 sacks in his career and 264 total tackles...originally from Tonga, a group of islands west of Samoa, parents now live in Hawaii...attended East High School in Salt Lake City, Utah where he was named all-State in football...majored in physical education...born October 22, 1962 at Tonga.

9 — MERLON JONES, Linebacker 6-2 222 Florida A&M

Played inside and outside in college, but film review suggests prospect as inside linebacker in pros...has the size to play in middle and is regarded as "hitter"...had nine sacks in 1985, 20 for his career...has twin brother named Merlin...attended Eastside High School in Gainesville, Florida...majored in data processing and business...born September 25, 1964 at Gainesville, Florida.

10 — JONATHAN DUMBAULD, Defensive End 6-4 259 Kentucky

Might have been selected earlier in draft if not for pre-draft surgery to repair broken foot on which he played all season...four-year starter for Wildcats in wide-tackle-six alignment...1985 co-captain who had 60 tackles, 36 unassisted, and five QB sacks...39 solos and two sacks junior year...attended Troy (Ohio) High School...majored in finance...born February 14, 1963 at Anaheim, California.

11 — PATRICK SWOOPES, Nose Tackle 6-3 262 Mississippi St.

Defensive tackle in Bulldogs' four-man front who projects as a nose tackle and inside lineman in pro nickel...all-SEC lineman who started three seasons...had four sacks last year, seven as junior, six as sophomore for career total 17...most productive year was junior season when he totalled 92 tackles, 61 unassisted, and recovered two fumbles...younger brother of former Georgia all-SEC DT Ronnie Swoopes...attended Bradshaw (Mississippi) High School...majored in education...born March 4, 1964 at Florence, Alabama.

12 — SEBASTIAN BROWN, Wide Receiver 6-0 181 Bethune-Cookman

Two-year all-Mid Eastern Athletic Conference selection that led conference last season in receiving with 61 catches for 1,032 yards and nine TDs...averaged 103.2 yards receiving in 1985...finished no. 2 in conference receiving in 1984 with 55 catches for 798 yards...also had one punt return for 66 yards...best performance last year was in final game of season vs. Morris Brown (42-28 win) with 14 catches for 215 yards and 3 TDs...attended Lakeland (Florida) High School...majored in business administration...born March 22, 1963 at Lakeland, Florida.

16 OF 20 ON ARTIFICIAL TURF

Only four Saints games in 1986—at Denver August 9; at San Francisco September 21; at Los Angeles Rams November 23; and at Atlanta December 14—will be played on grass. The balance will be contested on artificial surfaces.

Saints 1986 Veteran Roster

No.	Name	Pos	Ht	Wt	NFL Exp	Birth date	College	Games in '85
7	Andersen, Morten	K	6-2	221	5	11/11/86	Michigan St.	16
85	Brenner, Hoby	TE	6-4	245	6	6/2/59	USC	16
67	Brock, Stan	T	6-6	292	7	6/8/58	Colorado	16
35	Campbell, Earl	RB	5-11	224	9	3/29/55	Texas	16
75	Clark, Bruce	DE	6-3	274	5	3/31/58	Penn State	16
68	Clark, Kelvin	G	6-3	260	8	1/30/56	Nebraska	2
50	Del Rio, Jack	LB	6-4	238	2	4/4/63	USC	16
63	Edelman, Brad	G	6-6	270	5	9/3/60	Missouri	8
99	Elliot, Tony	NT	6-2	295	5	4/23/59	North Texas St.	16
43	Fowler, Bobby	FB	6-2	225	2	9/11/60	Louisiana Tech	10
46	Gajan, Hokie	FB	5-11	228	5	9/6/59	LSU	6
20	Gary, Russell	SS	5-11	195	6	7/31/59	Nebraska	2
97	Geathers, James	DE	6-7	290	3	6/26/60	Wichita St.	16
77	Gilbert, Daren	T	6-6	295	2	10/3/63	Cal State-Fullerton	16
88	Goodlow, Eugene	WR	6-2	186	4	12/19/58	Kansas St.	12
86	Groth, Jeff	WR	5-10	184	8	7/2/57	Bowling Green	12
10	Hansen, Brian	P	6-3	209	3	10/18/60	Sioux Falls	16
87	Hardy, Larry	TE	6-3	243	9	7/9/56	Jackson St.	16
92	Haynes, James	LB	6-2	233	3	8/9/60	Mississippi Valley	16
3	Hebert, Bobby	QB	6-4	214	2	8/19/60	N.W. Louisiana	6
61	Hilgenberg, Joel	C/G	6-3	252	3	7/10/62	Iowa	15
24	Hoage, Terry	SS	6-3	200	3	4/11/62	Georgia	16
57	Jackson, Rickey	LB	6-2	243	6	3/20/58	Pittsburgh	16
21	Johnson, Earl	CB	6-0	200	2	10/20/63	South Carolina	2
55	Kohlbrand, Joe	LB	6-4	242	2	3/18/63	Miami	12
60	Korte, Steve	C	6-2	269	4	1/15/60	Arkansas	12
64	Lafary, Dave	T	6-7	292	9	1/13/55	Purdue	11
84	Martin, Eric	WR	6-1	207	2	11/8/61	LSU	16
39	Maxie, Brett	DB	6-2	194	2	1/13/62	Texas Southern	16
19	Merkens, Guido	DB	6-1	201	9	8/14/55	Sam Houston St.	16
80	Miller, Mike	WR	6-0	181	3	12/29/59	Tennessee	3
74	Moore, Derland	NT	6-4	272	14	10/7/51	Oklahoma	6
51	Paul, Whitney	LB	6-3	218	11	10/8/55	Colorado	14
53	Pelluer, Scott	LB	6-2	224	6	4/28/59	Washington St.	11
71	Perot, Petey	G	6-2	270	7	4/28/57	N.W. Louisiana	7
25	Poe, Johnnie	CB	6-1	194	6	8/29/59	Missouri	16
47	Rackley, David	CB	5-9	181	2	2/2/61	Texas Southern	7
58	Redd, Glen	LB	6-1	226	5	6/17/58	Brigham Young	16
70	Rourke, Jim	T	6-5	272	7	2/10/57	Boston College	13
65	Schreiber, Adam	G	6-4	278	3	2/20/62	Texas	1
82	Tice, John	TE	6-5	249	4	6/22/60	Maryland	16
14	Todd, Richard	QB	6-2	220	11	11/19/53	Alabama	2
54	Toles, Alvin	LB	6-1	227	2	3/23/63	Tennessee	16
26	Tullis, Willie	CB	6-0	194	6	4/5/58	Troy St. (Ala.)	14
73	Warren, Frank	DE	6-4	290	6	9/14/59	Auburn	16
49	Wattelet, Frank	FS	6-0	186	6	10/25/58	Kansas	16
44	Waymer, Dave	CB	6-1	188	7	7/1/58	Notre Dame	16
94	Wilks, Jim	DE	6-5	266	6	3/12/58	San Diego St.	16
79	Williams, Ralph	T	6-3	298	4	3/27/58	Southern	16
18	Wilson, Dave	QB	6-3	206	5	4/27/59	Illinois	10
30	Wilson, Wayne	HB	6-3	227	8	9/4/57	Shepherd	16
89	Young, Tyrone	WR	6-6	194	3	4/29/60	Florida	0

Saints 1986 First-Year Roster

No.	Name	Pos	Ht	Wt	NFL Exp	Birth date	College	How Acq.
66d	Andrus, Sheldon	NT	6-1	271	1	10/5/62	Nicholls St.	FA
69	Bealles, Bill	T	6-6	288	R	6/11/63	Northern Iowa	FA
78	Bennett, Rob	TE	6-5	250	1	6/5/62	West Virginia	FA(85)
38	Blair, Stanley	CB	5-11	187	R	7/4/64	SE Oklahoma St.	FA
62d	Briggs, T.D.	LB	6-1	218	R	11/16/63	SMU	FA
29	Brown, Sebastian	WR	6-0	188	R	3/22/63	Bethune-Cookman	D12
6	Burrow, Curtis	K	5-10	185	R	12/11/62	Central Arkansas	FA
13	Cager, Waldon	S	6-0	201	R	1/15/62	LSU	FA
59	Campen, James	C	6-2	255	R	6/11/64	Tulane	FA
98	Cattage, Ray	DE	6-4	271	1	9/22/60	Washington	FA
66	Chambers, Sid	T	6-5	263	R	10/2/62	Texas Tech	FA
33	Craighead, Bobby	FB	6-1	205	1	6/7/61	NE Louisiana	FA
72	Dombrowski, Jim	T	6-5	298	D1	10/19/63	Virginia	D1
96	Dumbauld, Jon	DE	6-4	256	D10	2/14/63	Kentucky	D10
83	Edwards, Kelvin	WR	6-2	197	D4	7/19/64	Liberty Baptist	D4
9	Falgout, Terry	P	5-10	183	R	9/15/62	Southwestern La.	FA
45	Fenerty, Gill	RB	6-0	208	D7	8/24/63	Holy Cross	D7
11	Fourcade, John	QB	6-1	215	1	10/11/60	Mississippi	FA
28	Harris, Herbert	WR	6-1	206	1	5/4/61	Lamar	FA
90	Harrison, Dewayne	TE	6-5	236	R	8/17/63	Nicholls St.	FA
40	Hilliard, Dalton	HB	5-8	204	D2	1/21/64	LSU	D2
95	Jenkins, Fletcher	DE	6-2	289	3	11/4/59	Washington	FA
15	Johnson, Shawn	CB	6-0	183	R	12/14/63	Drake	FA
90d	Joiner, Tim	LB	6-4	235	3	1/17/61	LSU	FA
93	Jones, Merlon	LB	6-2	232	D9	9/25/64	Florida A&M	D9
23	Jordan, Buford	RB	6-0	223	1	6/26/62	McNeese St.	FA
52	Loberg, Greg	C	6-4	265	1	12/7/61	California	FA
73	Mackie, Doug	T	6-4	282	1	2/18/57	Ohio St.	FA
36	Mayes, Rueben	RB	5-11	200	D3a	6/6/83	Washington St.	D3a
62	McCullough, Jim	G	6-4	267	R	7/21/64	UCLA	FA
59d	Mokofisi, Fillipo	LB	6-1	226	D8	10/22/62	Utah	D8
16	Porter, Tracy	WR	6-2	193	5	6/1/59	LSU	FA
56	Raymond, Gerry	G	6-3	267	1	6/6/59	Boston College	FA
91d	Richardson, Al	LB	6-0	246	1	11/15/60	LSU	FA
48	Sanchez, Jeff	S	5-11	182	1	5/11/62	Georgia	FA
12	Schwab, Sandy	QB	6-1	200	R	5/5/64	Northwestern	FA
91	Scott, Malcolm	TE	6-4	243	3	7/10/61	LSU	FA
52d	Storr, Greg	LB	6-3	228	1	10/16/60	Boston College	FA
27	Sutton, Reggie	CB	5-10	173	R	2/16/65	Miami	D5
56d	Swilling, Pat	LB	6-3	242	D3b	10/25/64	Georgia Tech	D3b
76d	Swoopes, Patrick	NT	6-3	278	D11	3/4/64	Mississippi St.	D11
41	Thompson, Robert	WR	5-9	170	D6	9/9/62	Youngstown St.	D6
42	Walker, Dwight	WR	5-9	190	4	1/10/59	Nicholls St.	FA
17	Wheeler, Jerry	WR	6-0	189	1	2/28/61	N.W. Louisiana	FA
28d	Wilmer, Ray	S	6-2	202	1	6/27/62	Louisiana Tech	FA
34	Word, Barry	RB	6-2	224	D3c	7/17/64	Virginia	D3c
76	Zenker, Ron	G	6-3	278	R	11/29/62	California	FA

New Orleans Saints Numerical Roster

3	Bobby Hebert	41	Robert Thompson	70	Jim Rourke
6	Curtis Burrow	42	Dwight Walker	71	Petey Perot
7	Morten Andersen	43	Bobby Fowler	72	Jim Dombrowski
9	Terry Falgout	44	Dave Waymer	73d	Frank Warren
10	Brian Hansen	45	Gill Fenerty	73	Doug Mackie
11	John Fourcade	46	Hokie Gajan	74	Derland Moore
12	Sandy Schwab	47	David Rackley	75	Bruce Clark
13	Waldon Cager	48	Jeff Sanchez	76	Ron Zenker
14	Richard Todd	49	Frank Wattleit	76d	Patrick Swoopes
15	Shawn Johnson	50	Jack Del Rio	77	Daren Gilbert
16	Tracy Porter	51	Whitney Paul	78	Rob Bennett
17	Jerry Wheeler	52	Greg Loberg	79	Ralph Williams
18	Dave Wilson	52d	Greg Storr	80	Mike Miller
19	Guido Merkens	53	Scott Pelluer	82	John Tice
20	Russell Gary	54	Alvin Toles	83	Kelvin Edwards
21	Earl Johnson	55	Joe Kohlbrand	84	Eric Martin
23	Buford Jordan	56	Gerry Raymond	85	Hoby Brenner
24	Terry Hoage	56d	Pat Swilling	86	Jeff Groth
25	Johnnie Poe	57	Rickey Jackson	87	Larry Hardy
26	Willie Tullis	58	Glen Redd	88	Eugene Goodlow
27	Reggie Sutton	59	James Campen	89	Tyrone Young
28	Herbert Harris	60	Steve Korte	90	Dewayne Harrison
28d	Ray Wilmer	61	Joel Hilgenberg	90d	Tim Joiner
29	Sebastian Brown	62	Jim McCullough	91	Malcolm Scott
30	Wayne Wilson	62d	T.D. Briggs	91d	Al Richardson
33	Bobby Craighead	63	Brad Edelman	92	James Haynes
34	Barry Word	64	Dave Lafary	93	Merlon Jones
35	Earl Campbell	65	Adam Schreiber	94	Jim Wilks
36	Rueben Mayes	66	Sid Chambers	95	Fletcher Jenkins
38	Stanley Blair	66d	Sheldon Andrus	96	Jon Dumbauld
39	Brett Maxie	67	Stan Brock	97	James Geathers
40	Dalton Hilliard	68	Kelvin Clark	98	Ray Cattage
		69	Bill Bealles	99	Tony Elliott

POSTSEASON GAME SCHEDULE

Sunday, Dec. 28
 Saturday, Jan. 3
 Sunday, Jan. 4
 Sunday, Jan. 11
 Sunday, Jan. 25
 Sunday, Feb. 1

- AFC and NFC Wild Card Playoffs (NBC and CBS)
- AFC and NFC Divisional Playoffs (NBC and CBS)
- AFC and NFC Divisional Playoffs (NBC and CBS)
- AFC and NFC Championship Games (NBC and CBS)
- Super Bowl XXI at Rose Bowl, Pasadena, Cal. (CBS)
- AFC-NFC Pro Bowl at Honolulu, Hawaii (ABC)

HOW THE SAINTS WERE BUILT

(Final Roster of The 1985 Season)

Year	Draft (29)	Trade (5)	Free Agents (16)
1973	Derland Moore NT (2)		
4-8-2			
1977	Dave Lafary T (5a)		
3-11			
1978	Larry Hardy TE (12)		
7-9			
1979			Wayne Wilson RB
8-8			
1980	Stan Brock T (1)		
1-15	Dave Waymer CB (2)		
1981	Dave Wilson QB (1 Supp.)		Jeff Groth WR
4-12	Russell Gary SS (2a)		Frank Wattleit FS
	Rickey Jackson LB (2b)		
	Frank Warren DE (3a)		
	Hoby Brenner TE (3b)		
	Johnnie Poe CB (6b)		
	Glen Redd LB (6c)		
	Hokie Gajan FB (10)		
	Jim Wilks DE (12)		
1982	Brad Edelman G (2)	Bruce Clark DE	
4-5	Eugene Goodlow WR (3b)	(from Green Bay)	
	Morten Andersen K (4)	Kelvin Clark G	
	Tony Elliott NT (5)	(from Denver)	
		Whitney Paul LB	
		(from Kansas City)	
1983	Steve Korte C (2)		Tyrone Young WR
8-8	John Tice TE (3a)		
1984	James Geathers DE (2)	Richard Todd QB	James Haynes LB
7-9	Terry Hoage DB (3a)	(from New York Jets)	
	Joel Hilgenberg, C (4)	Earl Campbell RB	
	Brian Hansen, P (9)	(from Houston)	
1985	Alvin Toles LB (1)		Rob Bennett TE
5-11	Daren Gilbert T (2)		Bobby Fowler FB
	Jack Del Rio LB (3)		Bobby Hebert QB
	Eric Martin WR (7)		Brett Maxie DB
	Joe Kohlbrand LB (8)		Mike Miller WR
	Earl Johnson DB (9)		Petey Perot G
			David Rackley CB
			Jim Rourke T
			Adam Schreiber G
			Willie Tullis CB
			Ralph Williams G

Waivers (2) — Guido Merkens QB/WR/DB from Houston, 1980; Scott Pelluer LB from Dallas, 1981.

OTHER SAINTS FOR 1986

SHELDON ANDRUS, Nose Tackle, Nicholls State...6-2, 267...born 10/5/62 at Lafayette, Louisiana...attended Port Barre (Louisiana) High School...single...went to camp with San Francisco in 1985...joined Saints as free agent, 1986.

WILLIAM BEALLES, Tackle, Northern Iowa...6-7, 285...born 6/11/63 at Steubenville, Ohio...attended Victor Andrew High School in Tinley Park, Illinois...single...joined Saints as free agent, 1986.

ROB BENNETT, Tight End, West Virginia...6-5, 250...born 6/5/62 at Dayton, Ohio...attended Upsher High School in Buchannon, West Virginia...single...joined Saints as free agent, 1985...spent entire 1985 season on injured reserve list (knee).

STANLEY BLAIR, Cornerback, Southeastern Oklahoma State...6-0, 191...born 7/4/64 at Pine Bluff, Arkansas...attended Dollarway High School in Pine Bluff...married (Tina)...joined Saints as free agent, 1986.

T.D. BRIGGS, Linebacker, Southern Methodist...6-2, 220...born 11/16/63 at Lexington, Virginia...attended Highland Park High School in Dallas, Texas...single...joined Saints as free agent, 1986.

CURTIS BURROW, Punter, Central Arkansas...5-10, 180...born 12-11-62 at Brinkley, Arkansas...attended Brinkley (Arkansas) High School...single...joined Saints as free agent, 1986.

WALDON CAGER, Defensive Back, LSU...6-1, 205...born 1/15/62 at New Orleans, Louisiana...attended St. Augustine High School in New Orleans...single...joined Saints as free agent, 1986.

JAMES CAMPEN, Center, Tulane...6-3, 260...born 6-11-64 at Escondido, California...attended Ponderosa High School in Sacramento, California...single...joined Saints as free agent, 1986.

RAY CATTAGE, Defensive Tackle, Washington...6-4, 270...born 9/22/60 at Spokane, Washington...attended Lewis and Clark High School in Spokane...married (Jennifer)...played with Arizona (USFL) in 1983, Chicago (USFL) 1984, and Los Angeles (USFL) in 1985...joined Saints as free agent, 1986.

WILLIAM CHAMBERS, Tackle, Texas Tech...6-6, 275...born 10/2/62 at Monahans, Texas...attended Burkburnett (Texas) High School...married (Kristi)...joined Saints as free agent, 1986.

BOBBY CRAIGHEAD, Running Back, Northeast Louisiana...6-1, 205...born 6/7/61 at McComb, Mississippi...attended River Oaks High School in Monroe, Louisiana...single...went to camp with San Diego in 1984...spent 1984 season on injured reserve (ankle)...was released by Chargers in 1985 training camp...joined Saints as free agent, 1986.

TERRY FALGOUT, Punter, Southwestern Louisiana...5-11, 186...born 9/15/62 at Sulphur, Louisiana...attended LaGrange High School in Lake Charles, Louisiana...single...joined Saints as free agent, 1986.

JOHN FOURCADE, Quarterback, Mississippi...6-1, 210...born 10/11/61 at New Orleans, Louisiana...attended Archbishop Shaw High School in Marrero, Louisiana...single...went to camp with British Columbia (CFL) in 1982, Winnipeg (CFL) in 1984...went to camp with Memphis (USFL) 1984, New York Giants in 1985...joined Saints as free agent, 1986.

HERBERT HARRIS, Wide Receiver, Lamar...6-1, 200...born 5/4/61 at Houston, Texas...attended Kashmere High School in Houston...single...played two seasons with Philadelphia/Baltimore Stars (USFL) 1984-85...went to camp with Philadelphia Eagles in 1985...joined Saints as free agent, 1986.

DEWAYNE HARRISON, Tight End, Nicholls State...6-5, 239...born 8/17/63 at New Orleans, Louisiana...attended Covington (Louisiana) High School...single...joined Saints as free agent, 1986.

FLETCHER JENKINS, Defensive End, Washington...second NFL season...6-2, 260...born 11/4/59 at Tacoma, Washington...attended Lakes High School in Lakewood, Washington...married (Laurie) with one child...drafted by Baltimore Colts in seventh round of 1982 draft...played in all nine games with Colts in 1982, was released in training camp by the Colts, 1983...played with the Los Angeles Express (USFL) 1983-85...joined Saints as free agent, 1986.

SHAWN JOHNSON, Cornerback, Drake...6-0, 185...born 12/14/63 at St. Louis, Missouri...attended Hazelwood High School in East St. Louis, Illinois...single...joined Saints as free agent, 1986.

It's only natural that 10-K

the natural thirst quencher made with natural
flavors, half the sodium of Gatorade®, no caffeine,
no NutraSweet®, no saccharine, no salty taste
and 100% of the U.S. Recommended Daily
Allowance of Vitamin C per 8 ounce serving,

comes from Kentwood Spring Water.

It's a Natural!

Drinking Water of the New Orleans Saints

Look for 10K soon in
your favorite store.



TIM JOINER, Linebacker, LSU... third NFL year... 6-5, 238... born 1/17/61 at Monrovia, California... attended Catholic High School in Baton Rouge, Louisiana... married (Cindy) with one child... drafted by Houston Oilers in third round of 1983 draft... played with Oilers 1983-84... was waived by Oilers in training camp 1985... joined Saints as free agent, 1986.

BUFORD JORDAN, Running Back, McNeese State... 6-0, 218... born 6/26/62 at Lafayette, Louisiana... attended Iota (Louisiana) High School... married (Adries)... played with New Orleans/Portland (USFL) 1984-85... went to camp with Green Bay in 1985... joined Saints as free agent, 1986.

GREG LOBERG, Center/Guard, California... 6-4, 265... born 12/7/61 at San Rafael, California... attended Terra Linda High School in San Rafael... single... played for the Los Angeles Express (USFL) 1983, and Denver Gold (USFL) 1984... joined Saints as free agent, 1986.

DOUG MACKIE, Tackle, Ohio State... 6-4, 283... born 2/18/57 at Malden, Massachusetts... attended Saugus (Massachusetts) High School... single... went to camp with New York Giants in 1982... played with Tampa Bay Bandits (USFL) 1983, New Jersey (USFL), 1984-85... joined Saints as free agent, 1986.

JIM McCULLOUGH, Guard, UCLA... 6-5, 270... born 7/21/64 at Flagstaff, Arizona... attended Hemet (California) High School... single... joined Saints as free agent, 1986.

TRACY PORTER, Wide Receiver, LSU... fifth NFL year... 6-2, 194... born 6/1/59 at Baton Rouge, Louisiana... attended Southern University Laboratory High School in Baton Rouge... married (Terri) with one child... drafted by Detroit in fourth round of 1981 draft... traded to Baltimore Colts for 10th-round choice in 1984 draft... was released by Colts during 1985 season... has caught 79 passes for 1,161 yards in NFL career... joined Saints as free agent, 1986.

GERRY RAYMOND, Guard, Boston College... 6-3, 275... born 6/6/59 at Lewiston, Maine... attended Lewiston (Maine) High School... married (Carol) with two children... went to camp with Baltimore Colts in 1982... played for Boston/New Orleans/Portland Breakers (USFL) 1983-85... joined Saints as free agent, 1986.

AL RICHARDSON, Linebacker, LSU... 6-0, 230... born 11/15/60 at New Orleans, Louisiana... attended Robert E. Lee High School in Baton Rouge, Louisiana... single... played for Tampa Bay Bandits (USFL), 1985... joined Saints as free agent, 1986.

JEFF SANCHEZ, Safety, Georgia... 6-0, 185... born 5/11/62 at Fort Oglethorpe, Georgia... attended Troy High School in Fullerton, California... single... went to camp with Pittsburgh in 1985... joined Saints as free agent, 1986.

SANDY SCHWAB, Quarterback, Northwestern... 6-2, 195... born 5/5/64 at Palo Alto, California... attended Piedmont (California) High School... single... joined Saints as free agent, 1986.

MALCOLM SCOTT, Tight End, LSU... 6-5, 240... born 7/10/61 at New Orleans, Louisiana... attended St. Augustine High School in New Orleans... single... drafted in fifth round by New York Giants in 1983, had 17 catches for 206 yards... released by Giants in 1984... joined Saints as free agent, 1986.

GREG STORR, Linebacker, Boston College... 6-3, 225... born 10/16/60 at Reading, Pennsylvania... attended Wilson High School in Westlawn, Pennsylvania... married (Gretchen)... drafted by Minnesota Vikings in sixth round of 1982 draft, played with Vikings in 1982... played with New Orleans/Portland Breakers (USFL) 1984-85... joined Saints as free agent, 1986.

DWIGHT WALKER, Wide Receiver, Nicholls State... fourth NFL year... 5-9, 189... born 1/10/59 at Metairie, Louisiana... attended East Jefferson High School in Metairie... single... drafted in fourth round of 1982 draft by Cleveland... played with Browns 1982-84... injured in auto accident (heart) in 1984, spent time on injured reserve... released by Browns in 1985 training camp... had 47 career catches for 531 yards and one TD... joined Saints as free agent, 1986.

JERRY WHEELER, Wide Receiver, Northwestern State (Louisiana)... 6-0, 190... born 2/28/61 at Monroe, Louisiana... attended West Monroe (Louisiana) High School... single... went to camp with Saints in 1985, was released at the close of the preseason... joined Saints as free agent, 1986.

RAY WILMER, Defensive Back, Louisiana Tech... 6-2, 196... born 6/27/62 at Pineville, Louisiana... attended Marksville (Louisiana) High School... single... went to camp with Seattle in 1984... joined Saints as free agent, 1986.

RON ZENKER, Guard, California... 6-4, 280... born 11/29/62 at Plainview, New York... attended University High School in San Diego, California... single... joined Saints as free agent, 1986.

HEAD COACHES

1967-85

Year	W	L	T
	Tom Fears		
1967	3	11	0
1968	4	9	1
1969	5	8	0
1970	1	5	1
Totals	13	34	2
	J.D. Roberts		
1970	1	6	0
1971	4	8	2
1972	2	11	1
Totals	7	25	3
	John North		
1973	5	9	0
1974	5	9	0
1975	1	5	0
Totals	11	23	0
	Ernie Hefferle		
1975	1	7	0
	Hank Stram		
1976	4	10	0
1977	3	11	0
Totals	7	21	0

Year	W	L	T
	Dick Nolan		
1978	7	9	0
1979	8	8	0
1980	0	12	0
Totals	15	29	0
	Dick Stanfel		
1980	1	3	0
	O.A. (Bum) Phillips		
1981	4	12	0
1982	4	5	0
1983	8	8	0
1984	7	9	0
1985	4	8	0
Totals	27	42	0
	Wade Phillips		
1985	1	3	0

SAINTS 1986 TRAINING CAMP DEPTH CHART*

OFFENSE

WR— 88 Eugene Goodlow, 80 Mike Miller, 89 Tyrone Young,
41 Robert Thompson, 29 Sebastian Brown
 LT— 64 Dave Lafary, 77 Daren Gilbert, **72 Jim Dombrowski**
 LG— 63 Brad Edelman, 71 Petey Perot
 C— 60 Steve Korte, 61 Joel Hilgenberg
 RG— 79 Ralph Williams, 65 Adam Schreiber, 68 Kelvin Clark (inj.)
 RT— 67 Stan Brock, 70 Jim Rourke
 TE— 85 Hoby Brenner, 82 John Tice, 87 Larry Hardy
 WR— 84 Eric Martin, 86 Jeff Groth, **83 Kelvin Edwards**
 QB— 3 Bobby Hebert, 14 Richard Todd, 18 Dave Wilson
 HB— 35 Earl Campbell, **40 Dalton Hilliard, 36 Rueben Mayes**
45 Gill Fenerty
 FB— 30 Wayne Wilson, 43 Bobby Fowler, **34 Barry Word**,
 46 Hokie Gajan (inj.)

DEFENSE

LE— 75 Bruce Clark, 73 Frank Warren
 NT— 99 Tony Elliott, 74 Derland Moore, **76 Pat Swoopes**
 RE— 94 Jim Wilks, 97 James Geathers, **96 Jon Dumbauld** (inj.)
 LOLB— 57 Rickey Jackson, 55 Joe Kohlbrand, **56 Pat Swilling**
 LILB— 58 Glen Redd, 53 Scott Pelluer, **59 Filipo Mokofisi**
 RILB— 50 Jack Del Rio, 54 Alvin Toles, **93 Merlon Jones**
 ROLB— 92 James Haynes, 51 Whitney Paul
 LCB— 44 Dave Waymer, 26 Willie Tullis, **27 Reggie Sutton**
 RCB— 25 Johnnie Poe, 21 Earl Johnson, 47 David Rackley
 SS— 20 Russell Gary, 39 Brett Maxie
 FS— 49 Frank Wattelet, 24 Terry Hoage, 19 Guido Merkens

SPECIALISTS

P— 10 Brian Hansen
 K— 7 Morten Andersen
 H— 19 Guido Merkens
 PC— Joel Hilgenberg
 KC— Joel Hilgenberg
 PR— Willie Tullis
 KR— Willie Tullis
 60 Steve Korte
 60 Steve Korte
 84 Eric Martin
 84 Eric Martin
 65 Adam Schrieber
 65 Adam Schrieber

*1986 Draft Choices in Bold Type

1985 Game Summaries

CHIEFS 47, SAINTS 27

Sept. 8 at Superdome (57,780)

Kansas City scored on the third play of the game enroute to a 26-3 halftime lead. The Saints countered in the last half with 24 fourth-quarter points by backup quarterback Richard Todd, but the Chiefs added 21 more to the scoreboard to keep the game out of reach. Starter Dave Wilson managed only two completions in 22 attempts, and was intercepted twice. The Chiefs gained 504 total yards, 395 passing.

Kansas City	10	16	7	14-47
New Orleans	3	0	0	24-27

SCORING

K.C.—Arnold 31 pass from Kenney (Lowery kick)
K.C.—Lowery 48 field goal
N.O.—Andersen 50 field goal
K.C.—Lowery 52 field goal
K.C.—Carson 37 pass from Kenney (Lowery kick)
K.C.—Lowery 52 field goal
K.C.—Lowery 34 field goal
K.C.—Heard 3 run (Lowery kick)
N.O.—Brenner 5 pass from Todd (Andersen kick)
N.O.—W. Wilson 6 pass from Todd (Andersen kick)
N.O.—Andersen 36 field goal
K.C.—Carson 19 pass from Kenney (Lowery kick)
K.C.—Horton 19 run (Lowery kick)
N.O.—Groth 56 pass from Todd (Andersen kick)

TEAM STATISTICS

	Kansas City	New Orleans
First Downs	22	19
Rushes-Yards	29-109	27-136
Passing Yards	395	168
Return Yards	97	213
Passes	22-35-1	14-48-4
QB Sacked-Yards	2-2	4-24
Punts	3-40	5-38.4
Fumbles-Lost	4-2	0-0
Penalties-Yards	8-65	10-75

RUSHING

Kansas City—Heard 17-54, 1 TD; Horton 3-19, 1 TD; Lacy 4-19; Carson 1-11; Blackledge 2-4; King 2-2.
New Orleans—Gajan 9-57; Campbell 11-47; D. Wilson 1-17; W. Wilson 5-17; Anthony 1-(-2).

PASSING

Kansas City—Kenney 22-34-1, 397 yds, 3 TDs; Horton 0-1-0.
New Orleans—Todd 12-26-2, 162 yds, 3 TDs; D. Wilson 2-22-2, 30 yds.

RECEIVING

Kansas City—Carson 8-173, 2 TDs; Horton 5-36; Marshall 2-54; Heard 2-42; Smith 2-16; Paige 1-37; Arnold 1-31, 1 TD; Hancock 1-8.
New Orleans—Groth 3-80, 1 TD; W. Wilson 3-33, 1 TD; Goodlow 3-27; Martin 2-31; Scott 1-8; Tice 1-8; Brenner 1-5, 1 TD.

BRONCOS 34, SAINTS 23

Sept. 15 at Mile High Stadium (74,488)

Denver jumped out to a big lead in the first half before the Saints could get on the scoreboard. Early in the first quarter, linebacker Jim Kovach intercepted a Broncos pass and returned it 53 yards to the Denver 34-yard line. That chance resulted in a missed field goal. Two plays later, cornerback Dave Waymer misjudged a pass that turned into a 65-yard touchdown. Trailing 21-0, wide receiver Jeff Groth snagged a Dave Wilson pass for a TD with 1:52 left in the half. Sparked in the third quarter by Tyrone Anthony's 52-yard kickoff return, the Saints marched to tight end Larry Hardy's TD reception from Wilson. Wilson drove the team 85 yards in five plays early in the fourth period to another TD. Trailing 34-23, Wilson had the Saints in Denver territory twice in the final minutes, failing on fourth down each time. Kovach and strong safety Russell Gary, victims of knee injuries during the game, were lost for the season.

New Orleans	0	6	10	7-23
Denver	7	17	7	3-34

SCORING

Den.—B. Johnson 65 pass from Elway (Karlis kick)
Den.—Sampson 26 pass from Elway (Karlis kick)
Den.—Lang 10 pass from Elway (Karlis kick)
N.O.—Groth 39 pass from D. Wilson (kick failed)
Den.—Karlis 43 field goal
N.O.—Andersen 55 field goal
Den.—Kay 2 pass from Elway (Karlis kick)
N.O.—Hardy 13 pass from D. Wilson (Andersen kick)
Den.—Karlis 48 field goal
N.O.—Gajan 3 run (Andersen kick)

TEAM STATISTICS

	New Orleans	Denver
First Downs	22	17
Rushes-Yards	27-107	24-105
Passing Yards	235	327
Return Yards	167	46
Passes	18-30-0	28-44-1
QB Sacked-Yards	6-45	3-26
Punts	5-45.6	6-43.2
Fumbles-Lost	1-1	1-1
Penalties-Yards	6-81	10-75

RUSHING

New Orleans—Gajan 9-62, 1 TD; Campbell 14-41; Goodlow 1-3; W. Wilson 2-1; D. Wilson 1-0.
Denver—Winder 17-92; Willhite 2-8; V. Johnson 2-3; Elway 3-2.

PASSING

New Orleans—D. Wilson 18-30-0, 280 yds, 2 TDs.
Denver—Elway 28-43-1, 353 yds, 4 TDs; Willhite 0-1-0.

RECEIVING

New Orleans—Gajan 5-65; Hardy 4-63, 1 TD; Brenner 3-54; Groth 2-51, 1 TD; Martin 2-19; Goodlow 1-20; W. Wilson 1-8.
Denver—Winder 7-35; Wright 5-57; B. Johnson 3-94, 1 TD; V. Johnson 3-71; Watson 3-24; Sampson 2-37, 1 TD; Kay 2-19, 1 TD; Willhite 2-6; Lang 1-10, 1 TD.

SAINTS 20, BUCCANEERS 13

Sept. 22 at Superdome (45,320)

Dave Wilson took the Saints 83 yards in ten plays on New Orleans' second possession, capping the drive with a 23-yard scoring toss to tight end Larry Hardy. Wide receiver Eric Martin opened the Saints' next possession with a 51-yard kickoff return, and Wilson found tight end Hoby Brenner open in the end zone eight plays later for another tally. Just before halftime, a 49-yard Wilson-to-wide receiver Eugene Goodlow pass set up a Morten Andersen field goal, and a 17-6 Saints halftime lead. The Buccaneers got on the score board with 1:01 left in the game to trail 20-13, but Guido Merkins recovered the onside kick and New Orleans ran out the clock for the victory. The Saints defense stopped the Bucs on fourth down twice in the final quarter to preserve the victory. Injuries hit hard again when within 17 plays of the second quarter, Kelvin Clark, Brad Edelman and Steve Korte were stricken. Clark, with a broken ankle, would be lost for the season.

Tampa Bay	0	6	0	7-13
New Orleans	7	10	3	0-20

SCORING

N.O.—Hardy 23 pass from D. Wilson (Andersen kick)
T.B.—Igwebuikwe 38 field goal
N.O.—Brenner 3 pass from D. Wilson (Andersen kick)
T.B.—Igwebuikwe 51 field goal
N.O.—Andersen 37 field goal
N.O.—Andersen 40 field goal
T.B.—Carter 22 pass from DeBerg (Igwebuikwe kick)

TEAM STATISTICS

	Tampa Bay	New Orleans
First Downs	20	18
Rushes-Yards	26-114	38-112
Passing Yards	220	226
Return Yards	79	119
Passes	22-44-2	16-25-0
QB Sacked-Yards	4-32	2-20
Punts	3-42.7	4-40.1
Fumbles-Lost	2-1	4-2
Penalties-Yards	9-59	6-55

RUSHING

Tampa Bay—Wilder 26-114.
New Orleans—Gajan 18-67; Campbell 14-47; W. Wilson 2-4; D. Wilson 4-(-6).

PASSING

Tampa Bay—DeBerg 22-44-2, 252 yds, 1 TD.
New Orleans—D. Wilson 16-25-0, 246 yds, 2 TDs.

RECEIVING

Tampa Bay—J. Bell 8-89; Wilder 6-40; Witte 3-28; T. Bell 2-45; Carter 2-40, 1 TD; House 1-10.
New Orleans—Brenner 4-59, 1 TD; Martin 4-53; Goodlow 3-80; Gajan 2-12; Hardy 1-23, 1 TD; Campbell 1-14; Scott 1-10.

SAINTS 20, 49ERS 17

Sept. 29 at Candlestick Park (58,053)

Despite missing three linemen injured in the Tampa Bay game, New Orleans played solid offensive and defensive football to defeat the 49ers for the first time since 1982. With newcomer Petey Perot and youngsters Joel Hilgenberg and Ralph Williams filling in from guard to guard, The Saints amassed 175 rushing yards and allowed only one quarterback sack. Trailing 17-13 midway through the fourth quarter, Dave Wilson hit Eugene Goodlow with a 43-yard score to take the lead. The Saints defense sacked Joe Montana six times, twice in the final drive as San Francisco tried to get back in the game. The Saints got the ball with 2:20 to play, and Dave Wilson bootlegged for a first down on third-and-seven enabling New Orleans to run out the clock. Wayne Wilson ran for 108 yards in 24 carries, the first 100-yard rushing game for a Saint since the first game of the 1984 season. Gajan pulled a hamstring that would in effect end his 1985 season.

New Orleans	0	10	3	7-20
San Francisco	0	7	3	7-17

SCORING

S.F.—Tyler 8 run (Wersching kick)
N.O.—Gajan 5 run (Andersen kick)
N.O.—Andersen 39 field goal
S.F.—Wersching 42 field goal
N.O.—Andersen 39 field goal
S.F.—Craig 2 run (Wersching kick)
N.O.—Goodlow 43 pass from D. Wilson (Andersen kick)

TEAM STATISTICS

	New Orleans	San Francisco
First Downs	19	15
Rushes-Yards	41-175	27-150
Passing Yards	179	81
Return Yards	98	86
Passes	15-30-2	12-26-2
QB Sacked-Yards	1-10	6-39
Punts	6-37.5	8-40.9
Fumbles-Lost	3-1	1-1
Penalties-Yards	6-44	8-56

RUSHING

New Orleans—W. Wilson 24-108; Gajan 7-28, 1 TD; Campbell 6-26; D. Wilson 4-13.
San Francisco—Tyler 18-85, 1 TD; Craig 8-37, 1 TD; Cooper 1-14; Montana 1-14.

PASSING

New Orleans—D. Wilson 15-30-2, 189 yds, 1 TD.
San Francisco—Montana 12-26-2, 120 yds.

RECEIVING

New Orleans—Brenner 4-57; Goodlow 3-59, 1 TD; Martin 2-25; Groth 2-15; W. Wilson 2-14; Gajan 1-10; Hardy 1-9.
San Francisco—Clark 4-48; Craig 3-24; Francis 2-24; Solomon 2-16; Cooper 1-8.

SAINTS 23, EAGLES 21

October 6 at Superdome (56,364)

With a chance to equal the team consecutive win mark, the Saints jumped out quickly on the Eagles. New Orleans scored on the first two possessions to post a ten-point lead. Wide receiver Eugene Goodlow, in scoring the opening touchdown, injured a knee and would miss four weeks on injured reserve. Following Morten Andersen's second field goal, cornerback Johnnie Poe intercepted an Eagles pass and ran it back for a TD. Leading 23-21 in the final minutes of the game, cornerback Dave Waymer intercepted his third pass of the day with 1:52 left in the contest to thwart the final Philadelphia threat of the day. Waymer's three-interception day was the best in the NFC in 1985. Waymer also defended three passes, and strong safety Terry Hoage knocked down four passes and recovered an enemy fumble. Defensive end Jim Wilks netted seven tackles and 1 1/2 sacks. Rickey Jackson had 11 stops and 1/2 sack. The Saints, with the win, improved their record to 3-2.

Philadelphia	0	7	0	14-21
New Orleans	10	10	0	3-23

SCORING

N.O.—Andersen 40 field goal
N.O.—Goodlow 31 pass from D. Wilson (Andersen kick)
N.O.—Andersen 33 field goal
N.O.—Poe 40 interception return (Andersen kick)
Phil.—Spagnola 7 pass from Jaworski (McFadden kick)
Phil.—Spagnola 14 pass from Jaworski (McFadden kick)
N.O.—Andersen 43 field goal
Phil.—Quick 20 pass from Jaworski (McFadden kick)

	Philadelphia	New Orleans
First Downs	24	12
Rushes-Yards	25-107	24-71
Passing Yards	256	146
Return Yards	78	139
Passes	25-47-4	15-24-1
QB Sacked-Yards	3-24	4-29
Punts	4-38.5	5-50
Fumbles-Lost	1-1	2-1
Penalties-Yards	7-44	14-107

RUSHING

Philadelphia—E. Jackson 22-83; Cunningham 1-15; Haddix 1-5; Hunter 1-4.
New Orleans—W. Wilson 17-61; Anthony 4-20; D. Wilson 3-10.

PASSING

Philadelphia—Jaworski 23-40-2, 274 yds, 3 TDs; Cunningham 2-7-2, 6 yds.
New Orleans—D. Wilson 15-24-1, 175 yds, 1 TD.

RECEIVING

Philadelphia—Spagnola 12-124, 2 TDs; Quick 5-77, 1 TD; Haddix 4-27; Garrity 1-31; Johnson 1-20; Everett 1-4; Hunter 1-3.
New Orleans—W. Wilson 5-18; Martin 3-49; Brenner 3-42; Goodlow 1-31, 1 TD; Hardy 1-22; Groth 1-7; Anthony 1-6.

RAIDERS 23, SAINTS 13

Oct. 13 at Los Angeles Coliseum (48,152)

Trailing 14-0, Dave Wilson hit Guido Merkens with a 39-yard scoring strike with just over four minutes left in the first half. The Saints got on the board again with a Morten Andersen field goal on the first drive of the second half. Nose tackle Tony Elliott recovered a Raiders fumble late in the third quarter that resulted in another Andersen field goal. Trailing 14-13 and driving, Dave Wilson's fumbled snap was recovered by the Raiders, and the clinching touchdown came seven plays later. With the absence of Eugene Goodlow, only two passes were caught by Saints wide receivers. Nine passes were snagged by the tight ends. Defensive end Bruce Clark had three quarterback sacks as the Saints evened their record to 3-3. All three losses came at the hands of AFC West opponents.

New Orleans	0	7	3	3-13
Los Angeles	7	7	0	9-23

SCORING

L.A.—Allen 11 run (Bahr kick)
L.A.—Allen 8 run (Bahr kick)
N.O.—Merkens 39 pass from D. Wilson (Andersen kick)
N.O.—Andersen 34 field goal
N.O.—Andersen 33 field goal
L.A.—Williams 15 pass from Wilson (Bahr kick)
L.A.—Safety, Alzado tackled D. Wilson in end zone

TEAM STATISTICS

	New Orleans	Los Angeles
First Downs	15	16
Rushes-Yards	32-114	33-113
Passing Yards	163	165
Return Yards	37	117
Passes	15-32-2	15-32-0
QB Sacked-Yards	4-38	4-33
Punts	7-43.9	10-44.9
Fumbles-Lost	2-2	1-1
Penalties-Yards	7-61	9-66

RUSHING

New Orleans—W. Wilson 17-66; Campbell 8-19; Gajin 3-11; Martin 1-11; Anthony 1-8; D. Wilson 2-1.
Los Angeles—Allen 28-107, 2 TDs; Jensen 1-3; Wilson 2-2; Strachan 2-1.

PASSING

New Orleans—D. Wilson 15-32-2, 201 yds, 1 TD.
Los Angeles—Wilson 14-31-0, 169 yds, 1 TD; Hilger 1-1-0, 29 yds.

RECEIVING

New Orleans—Brenner 5-98; Hardy 2-26; Tice 2-20; Anthony 2-7; W. Wilson 2-2; Merkens 1-39, 1 TD; Martin 1-9.
Los Angeles—Williams 5-67, 1 TD; Allen 3-51; Christiansen 3-37; Hawkins 2-9; Hester 1-29; Junkin 1-5.

FALCONS 31, SAINTS 24

Oct. 20 at Atlanta-Fulton County Stadium (44,784)

Three crucial turnovers—two interceptions and a fumble—cost the Saints dearly. The Falcons converted the first interception into a TD drive. Driving with the score tied, Dave Wilson mishandled the snap from center. The Falcons picked it up and ran it in for another score. Just before halftime with the Saints on the Atlanta one-yard line, Dave Wilson had another pass picked off on first down, killing another scoring opportunity. After posting only one first down in the third quarter, the Saints scored with just over five minutes to play in the final period to draw to within seven at 24-17, but the Falcons returned the following kickoff for a score and a 31-17 lead. As Atlanta attempted to run out the clock, linebacker Jack Del Rio forced a fumble, picked it up and lateraled to defensive lineman Frank Warren. Warren scored with only 30 seconds left in the game. The Saints recovered the onside kick, and Dave Wilson hit Eric Martin at the Atlanta 25-yard line, but the clock ran out following an intentional grounding penalty and two incomplete passes.

New Orleans	0	10	0	14-24
Atlanta	7	7	7	10-31

SCORING

Atl.—Riggs 3 run (Luckhurst kick)
N.O.—W. Wilson 11 pass from D. Wilson (Andersen kick)
Atl.—Gann 42 fumble return (Luckhurst kick)
N.O.—Andersen 33 field goal
Atl.—Archer 18 run (Luckhurst kick)
Atl.—Luckhurst 31 field goal
N.O.—Brenner 28 pass from D. Wilson (Andersen kick)
Atl.—Austin 94 kickoff return (Luckhurst kick)
N.O.—Warren 50 fumble return (Andersen kick)

TEAM STATISTICS

	New Orleans	Atlanta
First Downs	18	23
Rushes-Yards	18-78	36-129
Passing Yards	287	248
Return Yards	29	34
Passes	19-45-4	20-30-3
QB Sacked-Yards	2-13	1-2
Punts	5-43	5-39
Fumbles-Lost	1-1	2-1
Penalties-Yards	9-83	12-82

RUSHING

New Orleans—W. Wilson 8-38; Campbell 6-23; Wattlet 1-19; Anthony 1-6; D. Wilson 2-8.
Atlanta—Riggs 26-97, 1 TD; Archer 7-29, 1 TD; Austin 2-8; B. Johnson 1-5.

PASSING

New Orleans—D. Wilson 19-45-4, 300 yds, 2 TDs.
Atlanta—Archer 20-30-3, 250 yds.

RECEIVING

New Orleans—Brenner 6-111, 1 TD; Anthony 4-47; Martin 3-82; W. Wilson 3-14, 1 TD; Scott 2-23; Hardy 1-23.
Atlanta—B. Johnson 11-153; Bailey 2-37; Cox 2-22; J. Washington 2-13; Whisenant 1-13; Allen 1-9; C. Benson 1-3.

GIANTS 21, SAINTS 13

Oct. 27 at Superdome (54,082)

Against the tough Giants defense, the Saints could manage only three first downs in the first half, all in the opening drive to a Morten Andersen field goal. But despite 18 first downs before intermission, the Giants held only a slim 7-3 lead. New Orleans forced a break when nose tackle Tony Elliott pounced on a fumble to kill a New York drive, and Andersen added a field goal 14 plays later. The Saints forced a Giants punt on the next drive, but kick returner Carl Roaches fumbled for the first time in his career, and New York recovered on New Orleans' 11-yard line. Three plays later the Giants were on the board. On the following possession the Saints coughed up the ball again, this time on an interception. Another score resulted six plays later. The Saints' only TD came with less than one minute to play. New York controlled the ball over 35 minutes of the game to only 25 for the Saints.

New York	0	7	0	14-21
New Orleans	3	0	0	10-13

SCORING

N.O.—Andersen 33 field goal
N.Y.—B. Johnson 6 pas from Simms (Atkinson kick)
N.O.—Andersen 43 field goal
N.Y.—Morris 5 run (Atkinson kick)
N.Y.—Morris 1 run (Atkinson kick)
N.O.—Martin 17 pass from D. Wilson (Andersen kick)

TEAM STATISTICS

	New York	New Orleans
First Downs	27	12
Rushes-Yards	49-234	27-131
Passing Yards	154	101
Return Yards	76	71
Passes	18-28-0	13-28-2
QB Sacked-Yards	1-5	1-9
Punts	3-42.3	5-47.4
Fumbles-Lost	2-2	3-2
Penalties-Yards	3-27	2-7

RUSHING

New York—Morris 20-104, 2 TDs; Adams 17-89; B. Williams 1-17; Carpenter 3-17; Simms 6-4; Galbreath 1-3; Carthon 1-0.
New Orleans—W. Wilson 14-89; Campbell 10-40; D. Wilson 1-2; Anthony 1-2; Merkens 1-12.

PASSING

New York—Simms 18-28-0, 159 yds, 1 TD.
New Orleans—D. Wilson 13-28-2, 110 yds, 1 TD.

RECEIVING

New York—Adams 4-22; Bavaro 3-49; Manuel 3-38; Carpenter 3-17; B. Johnson 2-15, 1 TD; Carthon 1-7; Galbreath 1-6; Morris 1-5.
New Orleans—Tice 3-25; Hardy 3-18; Martin 2-31, 1 TD; Anthony 2-19; Merkens 1-10; W. Wilson 1-4; Scott 1-3.

RAMS 28, SAINTS 10

Nov. 3 at Anaheim Stadium (49,030)

Earl Campbell broke the first offensive play for 36 yards, but the Saints could manage to move the chains twice in the first half. Trailing 14-0 in the third period, New Orleans took advantage of a Rams miscue, recovering a fumble at the Los Angeles eleven-yard line. Dave Wilson hit Eric Martin with the TD pass to make the score 14-7. The Rams countered with a seven-play, 60-yard drive of their own on their next possession. In the fourth quarter, New Orleans was the recipient of another break, a fumbled punt at the Rams' 34-yard line. Andersen's field goal made it 21-10, but Los Angeles iced the game following a Saints interception. New Orleans quarterbacks were sacked nine times, a Rams record. The Saints were successful only two of 15 times on third down.

New Orleans.....	0	0	7	3-10
Los Angeles.....	7	7	7	7-28

SCORING

L.A.—Dickerson 11 run (Lansford kick)
L.A.—Ellard 17 pass from Brock (Lansford kick)
N.O.—Martin 3 pass from D. Wilson (Andersen kick)
L.A.—Hunter 29 pass from Brock (Lansford kick)
N.O.—Andersen 51 field goal
L.A.—White 5 run (Lansford kick)

TEAM STATISTICS

	New Orleans	Los Angeles
First Downs	13	20
Rushes-Yards	17-65	32-130
Passing Yards	122	236
Return Yards	98	154
Passes	23-41-3	15-30-0
QB Sacked-Yards	9-63	3-20
Punts	10-40.2	7-38.9
Fumbles-Lost	0-0	5-3
Penalties-Yards	3-15	8-60

RUSHING

New Orleans—Campbell 3-36; W. Wilson 10-28; Anthony 3-13; Martin 1-12.
Los Angeles—Dickerson 23-108, 1 TD; Redden 6-17; White 1-5, 1 TD; Brock 1-2; Kemp 1-(-2).

PASSING

New Orleans—D. Wilson 19-35-1, 156 yds, 1 TD; Todd 4-6-2, 29 yds.
Los Angeles—Brock 15-30-0, 256 yds, 2 TDs.

RECEIVING

New Orleans—Anthony 5-25; Martin 4-54, 1 TD; W. Wilson 4-14; Tice 3-28; Fowler 3-27; Scott 2-17; Merkins 1-12; Brenner 1-8.
Los Angeles—Hunter 6-113, 1 TD; Duckworth 2-37; Ellard 2-28, 1 TD; Redden 1-32; McDonald 1-23; Young 1-12; D. Hill 1-11; Dickerson 1-0.

SEAHAWKS 27, SAINTS 3

Nov. 10 at Superdome (47,385)

Fullback Hokie Gajan returned to the starting lineup, and had 26 yards in the first Saints drive. But, at the Seattle two-yard line, Gajan was hit and injured ligaments in his knee, ending his 1985 season. New Orleans settled for a field goal and a 3-0 lead. The Saints defense allowed the Seahawks only two first downs in the first quarter. In the second period, however, a blocked Andersen field goal was followed by a drive of 81 yards in eleven plays to a Seattle TD. After an uneventful third quarter, the final stanza spelled the difference in the game. The Seahawks, after a field goal, hit Dave Wilson, causing an interception that was returned for a TD and a 17-3 bulge. Wilson was sacked eight times by the opposition for 60 yards in losses in the game. The Saints set a team record in a game with no penalties.

Seattle.....	0	7	0	20-27
New Orleans.....	3	0	0	0-3

SCORING

N.O.—Anderson 20 field goal
Sea.—Warner 1 run (Johnson kick)
Sea.—Johnson 32 field goal
Sea.—Green 19 interception return (Johnson kick)
Sea.—Turner 15 pass from Krieg (Johnson kick)
Sea.—Johnson 26 field goal

TEAM STATISTICS

	Seattle	New Orleans
First Downs	17	12
Rushes-Yards	30-90	21-87
Passing Yards	256	96
Return Yards	65	109
Passes	21-29-1	13-22-1
QB Sacked-Yards	3-26	8-60
Punts	4-43.3	6-42.2
Fumbles-Lost	0-0	0-0
Penalties-Yards	5-35	0-0

RUSHING

Seattle—Warner 23-47, 1 TD; Morris 5-29; Krieg 2-14.
New Orleans—W. Wilson 10-41; Gajan 4-26; Campbell 6-19; Anthony 1-1.

PASSING

Seattle—Krieg 21-28-0, 282 yds, 1 TD; Finzer 0-1-1.
New Orleans—D. Wilson 12-22-1, 156 yds.

RECEIVING

Seattle—Largent 5-110; Turner 3-29, 1 TD; Lane 3-23; Doornink 3-9; C. Young 2-32; Warner 3-26; Skansi 1-32; Walker 1-27; Morris 1-(-6).
New Orleans—Brenner 3-58; Goodlow 2-44; Martin 2-27; Tice 2-19; W. Wilson 2-14; Anthony 2-(-6).

PACKERS 38, SAINTS 14

Nov. 17 at Milwaukee County Stadium (52,104)

With Dave Wilson on injured reserve, Bobby Hebert started his first NFL game in Milwaukee. After a scoreless first quarter, the Packers struck three times before intermission for a 17-0 lead. Continuing their roll, Green Bay opened the second half with a scoring drive. Trailing 24-0, Terry Hoage got the Saints on the board with a 52-yard interception return. New Orleans scored in the final period with Hebert on the receiving end of a reverse pass from Guido Merkins. Hebert was impressive despite his ten-game inactive streak during the 1985 season.

New Orleans.....	0	0	7	7-14
Green Bay.....	0	17	7	14-38

SCORING

G.B.—Del Greco 27 field goal.
G.B.—Moore 3 pass from Dickey (Del Greco kick)
G.B.—Epps 11 pass from Dickey (Del Greco kick)
G.B.—Ellis 15 run (Del Greco kick)
N.O.—Hoage 52 interception return (Anderson kick)
G.B.—Ellerson 1 run (Del Greco kick)
N.O.—Hebert 7 pass from Merkins (Anderson kick)
G.B.—Dennard 8 pass from Zorn (Del Greco kick)

TEAM STATISTICS

	New Orleans	Green Bay
First Downs	12	26
Rushes-Yards	16-75	37-137
Passing Yards	132	296
Return Yards	244	107
Passes	19-37-0	23-36-2
QB Sacked-Yards	6-61	2-14
Punts	8-40	4-33.3
Fumbles	0-0	0-0
Penalties-Yards	8-44	4-33

RUSHING

New Orleans—W. Wilson 8-40; Wattelet 1-23; Hebert 1-7; Fowler 1-1; Anthony 1-(-1).
Green Bay—Ellis 8-59, 1 TD; Clark 12-37; Ivory 8-30; Ellerson 5-10, 1 TD; Epps 1-5; Lofton 1-(-2); Zorn 2-(-2).

PASSING

New Orleans—Hebert 18-36-0, 186 yds; Merkins 1-1-0, 7 yds, 1 TD.
Green Bay—Dickey 22-35-2, 302 yds, 2 TDs; Zorn 1-1-0, 8 yds, 1 TD.

RECEIVING

New Orleans—Anthony 7-56; Martin 3-41; Goodlow 3-33; W. Wilson 2-17; Tice 1-16; Hardy 1-12; Brenner 1-11; Hebert 1-7, 1 TD.
Green Bay—Lofton 5-92; Coffman 4-57; Epps 4-55, 1 TD; Ellis 3-19; West 2-40; Dennard 2-17, 1 TD; Ivory 1-23; Clark 1-4; Moore 1-3, 1 TD.

SAINTS 30, VIKINGS 23

Nov. 24 at Metrodome (54,117)

Earl Campbell was the story of the game as he broke the club record for carries in a game (35), and gained 160 yards, the most for a Saints running back in two years. But it was Wayne Wilson who got the scoring started with a 41-yard run on the first possession of the game. New Orleans controlled the ball 11:04 in the first quarter to 3:55 for the Vikings. Trailing 20-7, a Saints fumble gave Minnesota a chance to score just before halftime. The New Orleans defense held the Vikings at the Saints' four-yard line, resulting in only a field goal and a 20-10 halftime lead. The Vikings mounted a furious rally to tie the game at 23 with just 1:42 left in the game. Hebert coolly stepped back on the third play of the next drive and delivered a pass to tight end John Tice, who outraced the Minnesota defenders 39 yards into the end zone with 57 seconds left in the game. Cornerback Johnnie Poe intercepted on the Vikings' possession to ice the game. The following day, O.A. (Bum) Phillips announced his retirement.

New Orleans.....	14	6	3	7-30
Minnesota.....	7	3	3	10-23

SCORING

N.O.—W. Wilson 41 run (Andersen kick)
Minn.—A. Anderson 54 pass from Kramer (Stenerud kick)
N.O.—Campbell 4 run (Andersen kick)
N.O.—Andersen 26 field goal
N.O.—Andersen 47 field goal
Minn.—Stenerud 22 field goal
N.O.—Andersen 45 field goal
Minn.—Stenerud 22 field goal
Minn.—Stenerud 37 field goal
Minn.—Jones 6 pass from Kramer (Stenerud kick)
N.O.—Tice 39 pass from Hebert (Andersen kick)

TEAM STATISTICS

	New Orleans	Minnesota
First Downs	19	17
Rushes-Yards	50-234	13-59
Passing Yards	137	225
Return Yards	262	188
Passes	10-14-1	19-45-3
QB Sacked-Yards	1-10	2-15
Punts	3-35.3	5-51.7
Fumbles-Lost	4-2	0-0
Penalties-Yards	6-80	5-59

RUSHING

New Orleans—Campbell 35-160, 1 TD; W. Wilson 12-65, 1 TD; Hebert 3-9.
Minnesota—Brown 8-40; Rice 1-13; Jones 1-6; A. Anderson 3-0.

PASSING

New Orleans—Hebert 10-14-1, 147 yds, 1 TD.
Minnesota—Kramer 19-45-3, 240 yds, 2 TDs.

RECEIVING

New Orleans—Brenner 3-51; Tice 2-39, 1 TD; Martin 2-14; Goodlow 1-17; Groth 1-14; Hardy 1-12.
Minnesota—Brown 8-54D; Rice 2-8; A. Anderson 1-54, 1 TD; Rhymes 1-27.

SAINTS 29, RAMS 3

Dec. 1 at Superdome (44,122)

In Wade Phillips' first game as head coach, the Saints played their best game of 1985, completely dominating the Rams. The offense moved the ball well. Three Morten Andersen field goals gave New Orleans a 9-0 lead in the second quarter. The Rams could manage only six first downs before intermission, but tallied a field goal just before half. After a scoreless third period, Andersen hit his fourth field goal of the day for a 12-3 lead. Linebacker Glen Redd intercepted a Rams pass on the next play, and wide receiver Eric Martin made a fantastic catch two plays later for a touchdown. Linebacker James Haynes separated the quarterback from the ball two plays later, and Jack Del Rio ran it in for yet another score, the third in less than two minutes. Andersen's field goal one possession later was his fifth in the game, a Saints record. Rams quarterbacks were sacked nine times in the game, another Saints record. Los Angeles was held to 59 yards in the air, and 164 total offensive yards. The win was the Saints' first over a John Robinson-coached Rams team.

Los Angeles	0	3	0	0-3
New Orleans	6	3	0	20-29

SCORING

N.O.—Andersen 47 field goal
N.O.—Andersen 42 field goal
N.O.—Andersen 35 field goal
L.A.—Lansford 41 field goal
N.O.—Andersen 27 field goal
N.O.—Martin 43 pass from Hebert (Andersen kick)
N.O.—Del Rio 22 fumble return (Andersen kick)
N.O.—Andersen 35 field goal

TEAM STATISTICS

	Los Angeles	New Orleans
First Downs	13	14
Rushes-Yards	26-105	34-84
Passing Yards	59	196
Return Yards	178	55
Passes	10-18-1	13-22-0
QB Sacked-Yards	9-69	2-12
Punts	5-50	4-35.3
Fumbles-Lost	3-3	1-0
Penalties-Yards	2-15	4-16

RUSHING

Los Angeles—Dickerson 16-80; Redden 9-25; Brock 1-0.
New Orleans—Campbell 22-74; W. Wilson 9-20; Hebert 2-7; Anthony 1-3.

PASSING

Los Angeles—Brock 5-10-1, 46 yds; Kemp 5-8-0, 82 yds.
New Orleans—Hebert 13-22-0, 208 yds, 1 TD.

RECEIVING

Los Angeles—Redden 2-34; Ellard 2-21; Brown 2-19; McDonald 1-35; Hunter 1-9; Dickerson 1-6; D. Hill 1-4.
New Orleans—Goodlow 3-61; Tice 3-36; Martin 2-53, 1 TD; Campbell 2-45; Anthony 2-10; W. Wilson 1-3.

CARDINALS 28, SAINTS 16

Dec. 8 at Busch Stadium (29,527)

St. Louis built a big lead in the first half with three touchdowns, the first aided by a pass interference penalty. New Orleans' only pre-intermission scores were Andersen field goals. The Cardinals scored on the first play of the fourth period for a 28-6 lead. The Saints scored on their final two possessions of the game, another Andersen field goal and an Hebert-to-Tice pass. St. Louis controlled the ball 34 minutes to 26 for New Orleans as the Cardinals beat the Saints for the first time since 1982. The Saints, with the loss, also lost any hope for a playoff berth in 1985.

New Orleans	0	6	0	10-16
St. Louis	7	14	0	7-28

SCORING

Stl.—Mitchell 5 run (Bojovic kick)
N.O.—Andersen 31 field goal
Stl.—Mitchell 16 run (Bojovic kick)
Stl.—Tilley 7 pass from Lomax (Bojovic kick)
N.O.—Andersen 30 field goal
Stl.—Mitchell 5 pass from Lomax (Bojovic kick)
N.O.—Andersen 42 field goal
N.O.—Tice 2 pass from Hebert (Andersen kick)

TEAM STATISTICS

	New Orleans	St. Louis
First Downs	21	24
Rushes-Yards	22-71	38-186
Passing Yards	216	197
Return Yards	21	7
Passes	20-40-2	14-20-0
QB Sacked-Yards	2-17	1-0
Punts	3-40	4-41
Fumbles-Lost	0-0	2-0
Penalties-Yards	4-37	6-49

RUSHING

New Orleans—Campbell 11-37; W. Wilson 8-27; Hebert 3-9.
St. Louis—Mitchell 28-158, 2 TDs; Wolfley 5-21; Lomax 4-7; J.T. Smith 1-0.

PASSING

New Orleans—Hebert 19-39-2, 225 yds, 1 TD; Hansen, 1-1-0, 8 yds.
St. Louis—Lomax 14-20-0, 197 yds, 2 TDs.

RECEIVING

New Orleans—Goodlow 4-53; Groth 4-50; Tice 3-27, 1 TD; Brenner 2-40; Anthony 2-22; Campbell 2-17; W. Wilson 1-9; Haynes 1-8; Martin 1-7.
St. Louis—J.T. Smith 4-70; Tilley 3-42, 1 TD; Marsh 3-26; Green 2-48; Mitchell 2-11, 1 TD.

49ERS 31, SAINTS 19

Dec. 15 at Superdome (46,085)

A slow first quarter ended with the Saints falling on a fourth-down attempt at the San Francisco 18-yard line. The 49ers put together a drive in the second quarter to take a 7-0 lead, but New Orleans responded with Morten Andersen's field goal on the following drive. With just over a minute left in the first half, defensive end Frank Warren blocked a 49ers field goal attempt, caught it on the bounce and ran it in for a touchdown and a 9-7 halftime advantage. The 49ers regained the lead on the fourth play after intermission with a 52-yard scoring strike. Bobby Hebert evened things up on the next Saints play with a 76-yarder to Eugene Goodlow. The teams traded field goals before the 49ers went up 24-19 with a TD pass. Hebert hit Eric Martin with a 44-yard pass in the next drive deep into 49ers territory, but a holding call nullified the play. San Francisco added an insurance score on the ensuing drive. Goodlow had the first 100-yard receiving day of his NFL career with 135 yards.

San Francisco	0	7	10	14-31
New Orleans	0	9	7	3-19

SCORING

S.F.—Clark 26 pass from Montana (Wersching kick)
N.O.—Andersen 46 field goal
N.O.—Warren 42 blocked field goal return (Kick failed)
S.F.—Wilson 52 pass from Montana (Wersching kick)
N.O.—Goodlow 76 pass from Hebert (Andersen kick)
S.F.—Wersching 24 field goal
N.O.—Andersen 41 field goal
S.F.—Francis 17 pass from Montana (Wersching kick)
S.F.—Craig 15 run (Wersching kick)

TEAM STATISTICS

	San Francisco	New Orleans
First Downs	27	14
Rushes-Yards	33-151	23-75
Passing Yards	349	214
Return Yards	107	117
Passes	25-38-1	20-34-0
QB Sacked-Yards	1-5	5-40
Punts	5-43.8	7-45.7
Fumbles-Lost	0-0	0-0
Penalties-Yards	5-40	7-65

RUSHING

San Francisco—Craig 18-88, 1 TD; Harmon 8-40; Montana 7-23.
New Orleans—W. Wilson 13-27; Campbell 6-20; Anthony 2-18; Hebert 2-10.

PASSING

San Francisco—Montana 25-38-1, 354 yds, 3 TDs.
New Orleans—Hebert 20-34-0, 254 yds, 1 TD.

RECEIVING

San Francisco—Craig 8-82; Rice 4-82; Wilson 4-71, 1 TD; Clark 4-61, 1 TD; Harmon 3-31; Francis 2-27, 1 TD.
New Orleans—W. Wilson 8-47; Goodlow 5-135, 1 TD; Groth 2-21; Brenner 2-10; Tice 1-30; Campbell 1-12; Anthony 1-1).

FALCONS 16, SAINTS 10

December 22 at Superdome (37,717)

Defensive end James Geathers came up with the first big defensive play of the contest, a field goal block that stifled the Falcons' first scoring opportunity. And on Saints' second play, Earl Campbell broke into the clear for what appeared to be a touchdown. But Campbell pulled a thigh muscle, was stripped of the ball, and the Falcons recovered in the end zone. Atlanta built a 16-0 lead before the Saints got on the scoreboard in the fourth quarter. New Orleans scored on consecutive possessions in the final period, and the defense had Atlanta in a hole. Defensive end Frank Warren had the quarterback cornered, but he escaped to make a big play on third down that enabled the Falcons to take more time off the clock. Linebacker Joe Kohlbrand partially blocked the final Atlanta punt with 11 seconds left, but the clock ran out on the next offensive play. Atlanta controlled the ball 41 minutes to 19 for the Saints.

Atlanta	3	10	0	3-16
New Orleans	0	0	0	10-10

SCORING

Atl.—Luckhurst 48 field goal
Atl.—Riggs 2 run (Luckhurst kick)
Atl.—Luckhurst 31 field goal
Atl.—Luckhurst 22 field goal
N.O.—Martin 9 pass from Hebert (Andersen kick)
N.O.—Andersen 28 field goal

TEAM STATISTICS

	Atlanta	New Orleans
First Downs	22	15
Rushes-Yards	50-243	14-68
Passing Yards	189	178
Return Yards	72	102
Passes	17-27-0	17-36-1
QB Sacked-Yards	1-10	1-10
Punts	5-36.8	6-46.3
Fumbles-Lost	0-0	2-1
Penalties-Yards	7-72	4-35

RUSHING

Atlanta—Riggs 39-158, 1 TD; Pridemore 1-48; Archer 6-28; Washington 4-9.
New Orleans—Campbell 2-51; W. Wilson 9-13; Fowler 1-3; Anthony 1-3; Hebert 1-(-2).

PASSING

Atlanta—Archer 17-27-0, 199 yds.
New Orleans—Hebert 17-36-1, 188 yds, 1 TD.

RECEIVING

Atlanta—C. Brown 4-89; Riggs 4-25; Matthews 3-25; Cox 2-32; Washington 2-10; Johnson 1-10; Bailey 1-8.
New Orleans—Brenner 4-53; Goodlow 3-43; W. Wilson 3-31; Tice 3-18; Martin 2-27, 1 TD; Fowler 2-16.

Saints 1985 Statistics (5-11)

Sept. 8	L	27-47 Kansas City	57,760
Sept. 15	L	23-24 at Denver	74,488
Sept. 22	W	20-13 Tampa Bay	45,320
Sept. 29	W	20-17 at San Francisco	58,053
Oct. 6	W	23-21 Philadelphia	56,364
Oct. 13	L	13-23 at Raiders	48,152
Oct. 20	L	24-31 at Atlanta	44,784
Oct. 27	L	13-21 Giants	54,082
Nov. 3	L	10-28 at Rams	49,030
Nov. 10	L	3-27 Seattle	47,365
Nov. 17	L	14-38 at Green Bay	52,104
Nov. 24	W	30-23 at Minnesota	54,117
Dec. 1	W	29-3 Rams	44,122
Dec. 8	L	16-28 at St. Louis	29,527
Dec. 15	L	19-31 San Francisco	46,065
Dec. 22	L	10-16 Atlanta	37,717

SAINTS

TOTAL FIRST DOWNS	250
Rushing	83
Passing	148
Penalty	19
3rd Down: Made-Att	66-221
4th Down: Made-Att	8-16
TOTAL NET YARDS	4,479
Avg. Per Game	279.9
Total Plays	997
Avg. Per Play	4.5
NET YARDS RUSHING	1,683
Avg. Per Game	105.2
Total Rushes	431
NET YARDS PASSING	2,796
Avg. Per Game	174.8
Tackled-Yards Lost	58-461
Gross Yards	3,257
Att.-Completions	508-260
Completion Pct.	51.2
Had Intercepted	23
PUNTS-AVERAGE	89-42.3
NET PUNTING AVG.	36.5
PENALTIES-YARDS	96-805
FUMBLES-BALL LOST	23-13
TOUCHDOWNS	29
Rushing	4
Passing	20
Returns	5

FIELD GOALS					
	1-19	20-29	30-39	40-49	50+
Andersen	0-0	4-5	13-14	11-12	3-4
Opponents	0-0	6-6	6-8	6-9	3-5

SCORE BY PERIODS					
	1	2	3	4	OT Total
SAINTS	46	77	43	128	0 294
OPPONENTS	55	142	51	153	0 401

SCORING					
	TDR	TDP	TDR	PAT	FG
Andersen				27-29	31-35
Martin	0	4	0	0	0
Brenner	0	3	0	0	0
Goodlow	0	3	0	0	0
W. Wilson	1	2	0	0	0
Gajan	2	0	0	0	0
Groth	0	2	0	0	0
Hardy	0	2	0	0	0
Tice	0	2	0	0	0
Warren	0	0	2	0	0
Campbell	1	0	0	0	0
Del Rio	0	0	1	0	0
Hebert	0	1	0	0	0
Hoage	0	0	1	0	0
Merkens	0	1	0	0	0
Poe	0	0	1	0	0
SAINTS	4	20	5	27-29	31-35
OPPONENTS	19	26	3	48-48	21-28

RUSHING					
	No.	Yds.	Avg.	LG	TD
W. Wilson	168	645	3.8	141	1
Campbell	158	643	4.1	45	1
Gajan	50	251	5.0	26	2
Anthony	17	65	3.8	13	0
Wattelet	2	42	21.0	23	0
Hebert	12	26	2.2	8	0
D. Wilson	18	7	0.4	17	0
Fowler	2	4	2.0	3	0
Goodlow	1	3	3.0	3	0
Martin	2	-1	-0.5	11	0
Merkens	1	-2	-2.0	-2	0
SAINTS	431	1683	3.9	45	4
OPPONENTS	508	2162	4.3	48	19

RECEIVING					
	No.	Yds.	Avg.	LG	TD
Brenner	42	652	15.5	30	3
W. Wilson	38	228	6.0	21	2
Martin	35	522	14.9	50	4
Goodlow	32	603	18.8	176	3
Anthony	28	185	6.6	36	0
Tice	24	266	11.1	139	2
Groth	15	238	15.9	156	2
Hardy	15	208	13.9	31	2
Gajan	8	87	10.9	22	0
Scott	7	61	8.7	15	0
Campbell	6	88	14.7	39	0
Fowler	5	43	8.6	11	0
Merkens	3	61	20.3	139	1
Haynes	1	8	8.0	8	0
Hebert	1	7	7.0	17	1
SAINTS	260	3257	12.5	176	20
OPPONENTS	306	3975	13.0	165	26

INTERCEPTIONS					
	No.	Yds.	Avg.	LG	TD
Waymer	6	49	8.2	28	0
Hoage	4	79	19.8	152	1
Poe	3	63	21.0	140	1
Tullis	2	22	11.0	22	0
Del Rio	2	13	6.5	11	0
Wattelet	2	0	0.0	0	0
Kovach	1	53	53.0	53	0
Redd	1	25	25.0	25	0

INDIVIDUAL FIELD GOALS BY GAME

Andersen: (50,36) (45,55) (37,40,50) (39,39,39) (40,33,43) (34,33) (33) (33,43) (51) (20,28B) (26,47,45) (47,42,35,27,35) (31,30,42) (46,41) (28)
Opponents: (48,52,52,34) (43,48) (38,51,62) (42) (48) (31) (39,42) (32,26) (27) (22,22,37) (41) (52,24) (39,46,46,31,22)

Winston	0	8	—	8	0
SAINTS	21	312	14.9	53	2
OPPONENTS	23	251	10.9	33	1

PUNTING					
	No.	Yds.	Avg.	TB	In20 LG Blk.
Hansen	89	3763	42.3	6	14 58 0
OPP	81	3417	42.2	7	24 61 0

PUNT RETURNS					
	No.	FC	Yds.	Avg.	LG TD
Tullis	17	6	141	8.3	17 0
Martin	8	10	53	6.6	13 0
Roaches	4	2	21	5.3	10 0
Groth	1	0	0	0.0	0 0
SAINTS	30	18	215	7.2	17 0
OPP	45	17	397	8.8	46 0

KICKOFF RETURNS					
	No.	Yds.	Avg.	LG	TD
Tullis	23	470	20.4	62	0
Anthony	23	476	20.7	52	0
Martin	15	384	25.6	69	0
Fowler	4	78	19.5	23	0
Roaches	4	76	19.0	23	0
Merkens	1	0	0.0	0	0
Rackley	1	63	63.0	63	0
SAINTS	71	1547	21.8	69	0
OPPONENTS	43	968	22.5	194	1

SACKS					
Jackson	11.0				
B. Clark	8.5				
Geathers	6.5				
Warren	5.5				
Paul	5.0				
Wilks	2.5				
Haynes	2.0				
Elliott	1.0				
Hoage	1.0				
Kovach	1.0				
Redd	1.0				
Wattelet	1.0				
SAINTS	46.0				
OPPONENTS	58.0				

PASSING	Att.	Comp.	Yards	Pct.	Avg./Att.	TD	%TD	Int.	%Int.	LG	Sack/Lost	Rating
D. Wilson	293	145	1843	49.5	6.29	11	3.8	15	5.1	50	39-291	60.7
Hebert	181	97	1208	53.6	6.67	5	2.8	4	2.2	176	17-150	74.6
Todd	32	16	191	50.0	5.97	3	9.4	4	12.5	156	1-10	60.3
Hansen	1	1	8	100.0	8.00	0	0.0	0	0.0	8	0-0	100.0
Merkens	1	1	7	100.0	7.00	1	100.0	0	0.0	17	1-0	135.4
SAINTS	508	260	3257	51.2	6.41	20	3.9	23	4.5	176	58-461	65.7
OPP	529	306	3975	57.8	7.51	26	4.9	21	4.0	165	46-322	81.4

SAINTS 1986 OPPONENTS

(All Times Local)

ATLANTA FALCONS

National Football Conference Western Division

September 7 at Superdome, Noon
December 14 at Atlanta-Fulton County Stadium, Noon

Suwanee Road at I-85, Suwanee, Georgia 30174
President: Rankin M. Smith, Jr.
Head Coach: Dan Henning (fourth year)
Public Relations: Charlie Dayton
Office Phone: 404/588-1111
Home Stadium: Atlanta-Fulton County Stadium (1966) Capacity: 60,748
Team Colors: Red, White, Black and Silver
Training Camp: Suwanee Road at I-85, Suwanee, Georgia 30174
1985 Record: 4-12, Fourth, NFC West
Scoring Leaders: Mick Luckhurst, K, 101
Gerald Riggs, RB, 60
Rushing Leader: Gerald Riggs, 397 for 1719 yards, 10 TDs
Passing Leader: David Archer, 161-312-17, 1992 yards, 7 TDs
Receiving Leader: Billy Johnson, WR, 62 for 830 yards, 5 TDs



DENVER BRONCOS

American Football Conference Western Division

August 9 at Denver Mile High Stadium, 8 p.m. (Preseason)

5700 Logan Street, Denver, Colorado 80216
President: Patrick D. Bowlen
Head Coach: Dan Reeves (sixth year)
Public Relations: Jim Saccomano
Office Phone: 303/623-8778
Home Stadium: Denver Mile High Stadium (1948) Capacity: 75,103
Team Colors: Orange, Blue and White
Training Camp: University of Northern Colorado, Greeley, Colorado 80639
1985 Record: 11-5, Second, AFC West
Scoring Leaders: Rich Karlis, K, 110
Sammy Winder, RB, 48
Rushing Leader: Sammy Winder, 199 for 714 yards, 8 TDs
Passing Leader: John Elway, 327-605-23, 3891 yards, 22 TDs
Receiving Leader: Steve Watson, WR, 61 for 915 yards, 5 TDs



GREEN BAY PACKERS

National Football Conference Central Division

September 14 at Superdome, Noon

1265 Lombardi Avenue, Green Bay, Wisconsin
Chairman of the Board: Dominic Olejniczak
Head Coach: Forrest Gregg (third year)
Public Relations: Lee Remmel
Office Phone: 414/494-2351
Home Stadium: Lambeau Field, Green Bay (1957) Capacity: 56,189
County Stadium, Milwaukee (1953) Capacity: 55,958
Team Colors: Dark Green, Gold and White
Training Camp: St. Norbert College, DePere, Wisconsin 54115
1985 Record: 8-8, Second, NFC Central
Scoring Leaders: Al Del Greco, K, 95
Jessie Clark, RB, 42
Rushing Leaders: Eddie Lee Ivey, 132 for 636 yards, 2 TDs
Jessie Clark, 147 for 633 yards, 5 TDs
Passing Leader: Lynn Dickey, 172-314-17, 2206 yards, 15 TDs
Receiving Leader: James Lofton, WR, 69 for 1153 yards, 4 TDs

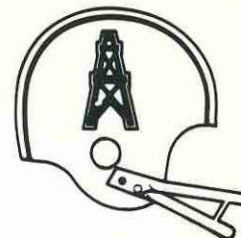


HOUSTON OILERS

American Football Conference Central Division

August 23 at Astrodome, 8 p.m. (Preseason)

6910 Fannin Street, Houston, Texas 77030
President: K.S. (Bud) Adams, Jr.
Head Coach: Jerry Glanville (first year)
Public Relations: Chip Narnias
Office Phone: 713/797-9111
Home Stadium: Astrodome (1965) Capacity: 50,000
Team Colors: Scarlet, Columbia Blue, and White
Training Camp: Angelo State University, San Angelo, Texas 76901
1984 Record: 5-11, Fourth, AFC Central
Scoring Leaders: Tony Zendejas, 92
Drew Hill, WR, 54
Rushing Leader: Mike Rozier, 133 for 462 yards, 8 TDs
Passing Leader: Warren Moon, 200-377-19, 2709 yards, 15 TDs
Receiving Leader: Butch Woolfolk, RB, 80 for 814 yards, 4 TDs




INDIANAPOLIS COLTS

American Football Conference Eastern Division

October 12 at Hoosier Dome, Noon

P.O. Box 54000, Indianapolis, Indiana 46254
President: Robert Rsay
Head Coach: Rod Dowhower (second year)
Public Relations: Bob Eller
Office Phone: (317) 252-2658
Home Stadium: Hoosier Dome (1984) Capacity: 60,127
Team Colors: Royal Blue, White and Silver
Training Camp: Anderson College, Anderson, Indiana 46225
1985 Record: 5-11, Fourth, AFC East
Scoring Leaders: Raul Allegre, K, 84
Randy McMillan, RB, 42
Rushing Leader: Randy McMillan, 190 for 858 yards, 7 TDs
Passing Leader: Mike Pagel, 199-393-15, 2414 yards, 14 TDs
Receiving Leader: Pat Beach, TE, 36 for 376 yards, 6 TDs



KANSAS CITY CHIEFS

American Football Conference Western Division

August 30 at Superdome, 7 p.m. (Preseason)

One Arrowhead Drive, Kansas City, Missouri 64219
Owner: Lamar Hunt
President: Jack Steadman
Head Coach: John Mackovic (fourth year)
Public Relations: Bob Sprenger
Office Phone: 816/924-9300
Home Stadium: Arrowhead Stadium (1972) Capacity: 78,067
Team Colors: Red and Gold
Training Camp: William Jewell College, Liberty, Missouri 64068
1984 Record: 6-10, Fifth, AFC West
Scoring Leaders: Nick Lowery, K, 107
Stephone Paige, WR, 60
Rushing Leader: Herman Heard, 164 for 595 yards, 4 TDs
Passing Leader: Bill Kenney, 181-338-9, 2536 yards, 17 TDs
Receiving Leaders: Carlos Carson, WR, 47 for 843 yards, 4 TDs
Stephone Paige, WR, 43 for 943 yards, 10 TDs



LOS ANGELES RAMS

National Football Conference Western Division

November 9 at Superdome, Noon
November 23 at Anaheim Stadium, 3 p.m.

2327 West Lincoln Avenue, Anaheim, California 92801
President: Georgia Frontiere
Head Coach: John Robinson (fourth year)
Public Relations: Pete Donovan
Office Phone: 714/535-7267
Home Stadium: Anaheim Stadium (1956) Capacity: 69,005
Team Colors: Royal Blue, Gold and White
Training Camp: California State University, Fullerton, California 92634
1985 Record: 11-5, First, NFC West
Scoring Leaders: Mike Lansford, K, 104
Eric Dickerson, RB, 72
Rushing Leader: Eric Dickerson, 292 for 1234 yards, 12 TDs
Passing Leader: Dieter Brock, 218-365-13, 2658 yards, 16 TDs
Receiving Leader: Henry Ellard, WR, 54 for 811 yards, 5 TDs



MIAMI DOLPHINS

American Football Conference Eastern Division

December 7 at Superdome, Noon

4770 Biscayne Boulevard, Suite, 1440, Miami, Florida 33137
President: Joseph Robbie
Head Coach: Don Shula (17th year)
Public Relations: Eddie White
Office Phone: (305) 576-1000
Home Stadium: Orange Bowl (1937) Capacity: 75,206
Team Colors: Aqua, Coral and White
Training Camp: St. Thomas University, Miami, Florida 33125
1985 Record: 12-4, First, AFC East
Scoring Leaders: Fud Revez, K, 116
Ron Davenport, RB, 76
Rushing Leader: Tony Nathan, 143 for 667 yards, 5 TDs
Passing Leader: Dan Marino, 336-567-21, 4137 yards, 30 TDs
Receiving Leader: Tony Nathan, RB, 72 for 651 yards, 1 TD
Nat Moore, WR, 51 for 701 yards, 7 TDs



MINNESOTA VIKINGS

National Football Conference Central Division

December 21 at Metrodome, Noon

9520 Viking Drive, Eden Prairie, Minnesota 55344
President: Max Winter
Head Coach: Jerry Burns (First year)
Public Relations: Merrill Swanson
Office Phone: 612/828-6500
Home Stadium: Hubert H. Humphrey Metrodome (1982) Capacity: 62,212
Team Colors: Purple, White and Gold
Training Camp: Mankato State University, Mankato, Minnesota 56001
1985 Record: 7-9, Third (tie), NFC Central
Scoring Leaders: Jan Stenerud, K, 86
Ted Brown, RB, 60
Rushing Leader: Darrin Nelson, 200 for 893 yards, 5 TDs
Passing Leader: Tommy Kramer, 277-506-26, 3522 yards, 19 TDs
Receiving Leader: Steve Jordan, TE, 68 for 795 yards, 0 TD



NEW ENGLAND PATRIOTS

American Football Conference Eastern Division

August 16 at Superdome, 7 p.m. (Preseason)

Sullivan Stadium, Route 1, Foxboro, Massachusetts
President: William H. Sullivan, Jr.
Head Coach: Raymond Berry (third season)
Public Relations: Dave Wintergrass
Office Phone: 617/543-7911
Home Stadium: Sullivan Stadium (1971) Capacity: 61,297
Team Colors: Red, Blue and White
Training Camp: Bryant College, Smithfield, Rhode Island 02917
1985 Record: 11-5, Second (tie), AFC East
Scoring Leaders: Tony Franklin, K, 112
Irving Fryar, WR, 60
Rushing Leader: Craig James, 263 for 1227 yards, 5 TDs
Passing Leader: Tony Eason, 168-299-17, 2156 yards, 11 TDs
Receiving Leaders: Tony Collins, RB, 52 for 549 yards, 2 TDs



Stanley Morgan, WR, 39 for 760 yards, 5 TDs
Irving Fryar, WR, 39 for 670 yards, 7 TDs

NEW YORK GIANTS

National Football Conference Eastern Division

September 28 at Giants Stadium, Noon

Giants Stadium, East Rutherford, New Jersey 07073
President: Wellington T. Mara
Head Coach: Bill Parcells (fourth year)
Public Relations: Ed Croke
Office Phone: 412/323-1200
Home Stadium: Giants Stadium (1976) Capacity: 76,891
Team Colors: Blue, Red and White
Training Camp: Pace University, Pleasantville, New York 10570
1985 Record: 10-6, 2nd, NFC East
Scoring Leaders: Joe Morris, RB, 126
Eric Schubert, K, 56
Rushing Leader: Joe Morris, 294 for 1336 yards, 21 TDs
Passing Leader: Phil Simms, 275-495-20, 3829 yards, 22 TDs
Receiving Leader: Lionel Manuel, WR, 49 for 859 yards, 5 TDs



NEW YORK JETS

American Football Conference Eastern Division

October 26 at Giants Stadium, Noon

598 Madison Avenue, New York, New York 10022
Chairman of the Board: Leon Hess
Head Coach: Joe Walton (fourth year)
Public Relations: Frank Ramos
Office Phone: (212) 421-6600
Home Stadium: Giants Stadium (1976) Capacity: 76,891
Team Colors: Kelly Green and White
Training Camp: 1000 Fulton Avenue, Hempstead, New York 11550
1985 Record: 11-5, Second (tie), AFC East
Scoring Leaders: Pat Leahy, K, 121
Tony Paige, RB, 60
Rushing Leader: Freeman McNeil, 294 for 1331 yards, 3 TDs
Passing Leader: Ken O'Brien, 297-488-8, 3888 yards, 25 TDs
Receiving Leader: Mickey Shuler, TE, 76 for 879 yards, 7 TDs



ST. LOUIS CARDINALS

National Football Conference Eastern Division

November 16 at Busch Stadium, Noon

200 Stadium Plaza, St. Louis, Missouri 63102

President: William V. Bidwill

Head Coach: Gene Stallings (first season)

Public Relations: Bob Rose

Office Phone: 314/421-0777

Home Stadium: Busch Stadium (1965) Capacity: 51,392

Team Colors: Cardinal Red, White and Black

Training Camp: Eastern Illinois University, Charleston, Illinois 61920

1985 Record: 5-11, fifth, NFC East

Scoring Leaders: Stump Mitchell, RB, 60

Jess Atkinson, K, 53

Rushing Leader: Stump Mitchell, 183 for 1006 yards, 7 TDs

Passing Leader: Neil Lomax, 265-471-12, 3214 yards, 18 TDs

Receiving Leaders: Roy Green, WR, 50 for 693 yards, 5 TDs

Pat Tilley, WR, 49 for 726 yards, 6 TDs

Stump Mitchell, RB, 47 for 502 yards, 3 TDs



SAN FRANCISCO 49ERS

National Football Conference Western Division

September 21 at Candlestick Park, 3 p.m.

November 2 at Superdome, Noon

711 Nevada Street, Redwood City, California 94601

President: Edward J. DeBartolo, Jr.

Head Coach: Bill Walsh (eighth year)

Public Relations: Jerry Walker

Office Phone: 415/265-3420

Home Stadium: Candlestick Park (1960) Capacity: 61,685

Team Colors: Forty-Niner Gold and Scarlet

Training Camp: Sierra Community College, Rocklin, California 95677

1985 Record: 10-6, Second, NFC West


Scoring Leaders: Ray Wersching, K, 91

Roger Craig, RB, 90

Rushing Leader: Roger Craig, 214 for 1050 yards, 9 TDs

Passing Leader: Joe Montana, 303-494-13, 3653 yards, 27 TDs

Receiving Leaders: Roger Craig, RB, 92 for 1016 yards, 6 TDs



TAMPA BAY BUCCANEERS

National Football Conference Central Division

October 19 at Superdome, Noon

One Buccaneer Place, Tampa, Florida 33607

President: Hugh F. Culverhouse

Head Coach: Leeman Bennett (second year)

Public Relations: Rick Odioso

Office Phone: 813/870-2700

Home Stadium: Tampa Stadium (1967) Capacity: 72,128

Team Colors: Florida Orange, Red and White

Training Camp: One Buccaneer Place, Tampa, Florida 33607

1985 Record: 2-14, Fifth, NFC Central

Scoring Leaders: Donald Igwebuike, K, 96

James Wilder, RB, 60


Rushing Leader: James Wilder, 365 for 1300 yards, 10 TDs

Passing Leader: Steve DeBerg, 197-370-18, 2488 yards, 19 TDs

Receiving Leaders: James Wilder, RB, 53 for 341 yards, 0 TD

Kevin House, WR, 44 for 803 yards, 5 TDs

Jimmie Jiles, TE, 43 for 673 yards, 8 TDs



WASHINGTON REDSKINS

National Football Conference Eastern Division

October 5 at Superdome, Noon

P.O. Box 17247, Dulles International Airport, Washington, D.C. 20041

Chairman of the Board: Jack Kent Cooke

Head Coach: Joe Gibbs (sixth year)

Public Relations: Charlie Taylor

Office Phone: (703) 471-9100

Home Stadium: Robert F. Kennedy Stadium (1961)

Capacity: 55,431

Team Colors: Burgundy and Gold

Training Camp: Dickinson College, Carlisle, Pennsylvania 17013

1985 Record: 10-6, First (tie), NFC East

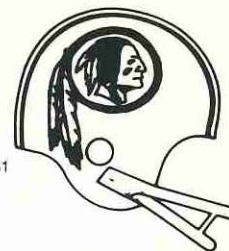
Scoring Leaders: Mark Moseley, K, 97

John Riggins, RB, 48

Rushing Leader: George Rogers, 231 for 1093 yards, 7 TDs

Passing Leader: Joe Theismann, 167-301-16, 1774 yards, 8 TDs

Receiving Leader: Art Monk, WR, 91 for 1226 yards, 2 TDs



SAINTS MOST VALUABLE PLAYERS

1967—Dave Whitsell, safety

1968—Doug Atkins, defensive end

1969—Danny Abramowicz, wide receiver

1970—Mike Tilleman, defensive tackle

1971—Jake Kupp, guard

1972—Archie Manning, quarterback

1973—Billy Newsome, defensive end

1974—John Didion, center

1975—Mike Strachan, halfback

1976—Tony Galbreath, fullback

1977—Chuck Crist, safety

1978—Archie Manning, quarterback

1979—Chuck Muncie, halfback

1980—Archie Manning, quarterback

1981—George Rogers, halfback

1982—Ken Stabler, quarterback

1983—Wayne Wilson, running back

1984—Hokie Gajan, fullback

1985—Morten Andersen, kicker

Saints Series Records

Date	Saints	Opponents	Place	Attendance
		Atlanta Falcons (11-23-0)		
11-26-67	27	24	Home	83,437
12- 7-69	17	45	Away	51,021
9-20-70	3	14	Home	77,042
10-25-70	14	32	Away	58,850
10-24-71	6	28	Away	58,850
12-19-71	20	24	Home	75,954
10-15-72	14	21	Home	66,294
11-12-72	20	36	Away	58,850
9-16-73	7	62	Home	66,428
12-16-73	10	14	Away	58,850
9-29-74	14	13	Home	62,273
10-20-74	13	3	Away	58,850
10- 5-75	7	14	Away	29,444
11- 2-75	23	7	Home	56,614
10-10-76	30	0	Home	51,521
10-31-76	20	23	Away	34,127
11-20-77	21	29	Home	43,135
12-18-77	7	35	Away	36,895
11-12-78	17	20	Home	70,323
11-26-78	17	20	Away	55,121
9- 2-79	34	40 (OT)	Home	70,940
11-25-79	37	6	Away	42,815
10-19-80	14	41	Home	62,651
11-16-80	13	31	Away	53,871
9- 6-81	0	27	Away	57,406
11- 1-81	10	41	Home	63,637
12-12-82	0	35	Away	39,535
1- 2-83	35	6	Home	47,336
10- 9-83	19	17	Away	51,654
11- 6-83	27	10	Home	67,062
9- 2-84	28	36	Home	66,652
11-11-84	17	13	Away	40,590
10-20-85	24	31	Away	44,784
12-22-85	10	16	Home	37,717
		Indianapolis Colts (0-3-0)		
12-10-67	10	30	Away	60,238
10-19-69	10	30	Home	80,636
9-30-73	10	14	Away	52,293
		Buffalo Bills (1-2-0)		
11- 4-73	13	0	Home	74,770
9-21-80	26	35	Home	51,154
10-30-83	21	27	Away	49,413
		Chicago Bears (4-7-0)		
12- 1-68	17	23	Home	78,285
12-20-70	3	24	Home	63,518
10-10-71	14	35	Away	55,049
10- 7-73	21	16	Home	56,561

10- 6-74	10	24	Away	55,753
12-21-75	17	42	Home	33,371
10- 2-77	42	24	Away	51,488
9-14-80	3	22	Away	62,523
9-19-82	10	0	Away	56,600
9-18-83	34 (OT)	31	Home	64,692
10- 7-84	7	20	Away	53,752
		Cincinnati Bengals (2-3-0)		
11-29-70	6	26	Away	59,342
9-28-75	0	21	Home	52,531
9-24-78	20	18	Away	40,455
10-25-81	17	7	Home	46,336
12- 9-84	21	24	Home	40,855
		Cleveland Browns (1-8-0)		
10- 1-67	7	42	Home	77,045
9-15-68	10	24	Home	74,215
11-10-68	17	35	Away	71,025
10-12-69	17	27	Home	71,274
12-12-71	17	21	Home	72,794
11-30-75	16	17	Away	44,753
10- 8-78	16	24	Home	50,158
10-18-81	17	20	Away	76,059
10-28-84	16	14	Away	52,489
		Dallas Cowboys (1-11-0)		
10-15-67	10	14	Away	52,562
11-12-67	10	27	Home	83,437
11- 3-68	3	17	Home	84,728
9-28-69	17	21	Home	79,567
11- 9-69	17	33	Away	68,282
10-17-71	24	14	Home	83,088
9-24-73	3	40	Away	52,715
9-19-76	6	24	Home	61,413
11-19-78	7	27	Away	57,920
12-19-82	7	21	Away	64,506
9-25-83	20	21	Away	62,136
10-21-84	27	30 (OT)	Away	50,966
		Denver Broncos (0-4-0)		
11-22-70	6	31	Home	66,837
10-13-74	17	33	Away	51,706
11- 4-79	3	10	Away	74,482
9-15-85	23	34	Away	74,488
		Detroit Lions (4-4-1)		
11-24-68	20	20	Away	46,152
11- 8-70	19	17	Home	66,910
11-19-72	14	27	Away	53,752
10-14-73	20	13	Home	57,810
11- 3-74	14	19	Away	49,127
11-14-76	17	16	Home	42,048
9-25-77	19	23	Away	51,458
10-21-79	17	7	Home	57,428

10-12-80	13	24	Away	78,147
Green Bay Packers (2-10-0)				
11-17-68	7	29	Milw.	49,644
11-28-71	29	21	Milw.	48,035
12-17-72	20	30	Home	65,881
12- 2-73	10	30	Milw.	47,890
10-12-75	20	19	Home	51,371
11- 7-76	27	32	Milw.	52,936
9-18-77	20	24	Home	56,250
9-10-78	17	28	Milw.	54,336
9- 9-79	19	28	Milw.	53,184
12-13-81	7	35	Home	45,518
11- 4-84	13	23	Home	57,426
11-17-85	14	38	Milw.	52,104
Houston Oilers (2-2-1)				
10- 3-71	13	13	Away	47,966
10- 3-76	26	31	Home	51,973
12-10-78	12	17	Home	63,169
11-22-81	27	24	Away	49,581
9-30-84	27	10	Away	43,108
Kansas City Chiefs (2-2-0)				
9-25-72	17	20	Home	70,793
9-26-76	27	17	Away	53,918
11-21-82	27	17	Home	39,341
9- 8-85	27	47	Home	57,760
Los Angeles Rams (9-23-0)				
9-17-67	13	27	Home	80,879
10- 5-69	17	36	Away	54,789
11- 1-70	17	30	Home	77,861
12- 6-70	16	34	Away	66,410
9-19-71	24	20	Home	70,915
12- 5-71	28	45	Away	73,610
9-17-72	14	34	Away	66,303
11-26-72	19	16	Home	64,325
11-11-73	7	29	Away	70,358
11-25-73	13	24	Home	67,192
9-22-74	0	24	Away	64,178
11-17-74	20	7	Home	57,287
10-26-75	14	38	Away	60,771
12- 7-75	7	14	Home	39,958
10-24-76	10	16	Home	51,984
11-28-76	14	33	Away	54,906
10-16-77	7	14	Away	46,045
10-30-77	27	26	Home	59,023
10- 1-78	20	26	Home	61,654
10-22-78	10	3	Away	47,574
10- 7-79	17	35	Home	68,986
12-16-79	29	14	Away	53,879
11- 2-80	31	45	Away	59,909
11-24-80	7	27	Home	53,448

9-13-81	23	17	Home	62,063
11- 8-81	21	13	Away	61,068
9-11-83	27	30	Away	45,572
12-18-83	24	26	Home	70,148
10-14-84	10	28	Home	63,161
12- 2-84	21	34	Away	49,348
11- 3-85	10	28	Away	49,030
12- 1-85	29	3	Home	44,122
Miami Dolphins (1-3-0)				
11-15-70	10	21	Away	42,866
11-10-74	0	21	Home	74,289
9- 2-80	16	21	Away	40,946
10- 2-83	17	7	Home	66,489
Minnesota Vikings (4-8-0)				
10-13-68	20	17	Home	71,105
9-27-70	0	26	Away	47,900
11-21-71	10	23	Home	83,130
11- 5-72	6	37	Away	49,784
12- 1-74	9	29	Away	48,456
11- 9-75	7	20	Home	52,765
9-12-76	9	40	Home	58,156
9- 3-78	31	24	Home	54,187
11-30-80	20	23	Home	30,936
11-15-81	10	20	Away	45,215
11-27-83	17	16	Home	59,502
11-24-85	30	23	Away	54,117
New York Giants (5-6-0)				
10- -8-67	21	27	Away	62,670
10- 6-68	21	38	Away	62,967
11-16-69	25	24	Away	62,927
10- 4-70	14	10	Home	69,126
10- 8-72	21	45	Away	62,507
12-14-75	14	28	Away	40,150
10-29-78	28	17	Home	58,806
9-30-79	24	14	Home	51,543
9-20-81	7	20	Away	69,814
12-15-84	10	3	Away	63,739
10-27-85	13	21	Home	54,082
New York Jets (1-3-0)				
12- 3-72	17	18	Away	62,496
12- 4-77	13	16	Home	40,464
12-14-80	21	20	Away	38,077
11-21-83	28	31	Home	68,606
New England Patriots (0-4-0)				
12-10-75	10	17	Home	64,889
12- 5-76	6	27	Away	53,592
12-21-80	27	38	Home	38,277
12- 4-83	0	7	Away	24,579
Los Angeles Raiders (0-3-1)				
11- 7-71	21	21	Home	83,102
11- 9-75	10	48	Away	51,764

12- 3-79	35	42	Home	65,541
10-13-85	13	23	Away	48,152
Philadelphia Eagles (6-8-0)				
11- 5-67	31	24	Home	59,596
11-19-67	21	48	Away	60,751
12- 8-68	17	29	Away	57,128
10-26-69	10	13	Away	60,568
11-30-69	26	17	Home	72,805
10-29-72	21	3	Home	65,554
10-27-74	14	10	Home	64,257
11- 6-77	7	28	Away	53,482
9-17-78	17	24	Home	49,242
9-16-79	14	26	Home	54,212
11- 9-80	21	34	Home	45,340
10-11-81	14	31	Home	52,728
12-11-83	20 (OT)	17	Away	45,182
10- 6-85	23	21	Home	56,364

Pittsburgh Steelers (4-4-0)				
10-29-67	10	14	Home	68,911
10-20-68	16	12	Away	32,303
12-15-68	24	14	Home	66,131
12-21-69	27	14	Home	72,256
11-25-74	7	28	Home	71,907
11- 5-78	14	20	Away	48,525
10- 4-81	6	20	Home	64,578
11-19-84	27	24	Home	66,005

St. Louis Cardinals (4-9-0)				
12- 3-67	20	31	Away	41,171
9-29-68	20	21	Home	79,021
10-27-68	17	31	Away	45,478
11- 2-69	51	42	Away	46,718
10-11-70	17	24	Away	45,294
12- 8-74	14	0	Home	57,152
10-23-77	31	49	Away	48,417
10- 5-80	7	40	Home	45,388
12- 6-81	3	30	Away	46,923
9-12-82	7	21	Home	58,763
9- 4-83	28	17	Home	65,225
9-23-84	34	24	Home	58,723
12- 8-85	16	28	Away	29,527

San Diego Chargers (0-3-0)				
11-18-73	14	27	Away	44,356
10- 9-77	0	14	Home	53,942
12- 9-79	0	35	Home	61,059

San Francisco 49ers (9-22-2)				
10-22-67	13	27	Away	34,285
11-23-69	43	38	Home	71,448
10-18-70	20	20	Away	39,446
12-13-70	27	38	Home	61,940
9-26-71	20	38	Home	81,596

11-14-71	26	20	Away	45,138
10- 1-72	2	37	Home	69,840
10-22-72	20	20	Away	59,167
10-21-73	0	40	Away	52,629
12- 9-73	16	10	Home	62,490
9-15-74	13	17	Home	65,071
12-15-74	21	35	Away	49,567
10-19-75	21	25	Away	40,990
11-23-75	6	16	Home	40,328
10-17-76	3	33	Away	43,160
12-12-76	7	27	Home	42,536
11-13-77	7	10 (OT)	Home	41,564
11-27-77	17	20	Away	33,702
10-15-78	14	7	Away	37,671
12- 3-78	24	13	Home	50,068
9-23-79	30	21	Away	39,727
11-11-79	31	20	Home	65,551
9- 7-80	23	26	Home	58,621
12- 7-80	35	38 (OT)	Away	37,949
9-27-81	14	21	Away	44,433
12-20-81	17	21	Home	43,639
11-28-82	23	20	Away	51,611
10-16-83	13	32	Home	68,154
11-13-83	0	27	Away	40,022
9-16-84	20	30	Away	57,611
11-25-84	3	35	Home	65,117
9-29-85	20	17	Away	58,053
12-15-85	19	31	Home	46,065

Seattle Seahawks (1-2-0)				
11-21-76	51	27	Away	61,865
11-18-79	24	38	Away	60,055
11-10-85	3	27	Home	47,365

Tampa Bay Buccaneers (5-3-0)				
12-11-77	14	33	Home	40,124
12-17-78	17	10	Away	51,209
10-14-79	42	14	Away	67,640
11-29-81	14	31	Home	62,209
12- 5-82	10	13	Home	61,709
10-23-83	24	21	Away	48,242
9- 9-84	17	13	Home	54,686
9-22-85	20	13	Home	45,320

Washington Redskins (4-7-0)				
9-24-67	10	30	Home	74,937
12-17-67	30	14	Away	50,486
9-22-68	37	17	Home	65,941
9-21-69	20	26	Home	73,147
12-14-69	14	17	Away	50,354
10-31-71	14	24	Away	53,041
10-28-73	19	3	Home	66,315
9-21-75	3	41	Away	54,414
10-28-79	14	10	Away	52,133
10-26-80	14	22	Away	51,375
12-26-82	10	27	Home	48,667

SAINTS HISTORY

1966

- Nov. 1** — National Football League Franchise awarded to New Orleans on All Saints Day.
- Dec. 15** — John W. Mecom, Jr. becomes majority stockholder-president of NFL's 16th franchise.
- Dec. 22** — Vic Schwenk appointed director of player personnel and becomes first major employee hired by New Orleans franchise.

1967

- Jan. 9** — Name New Orleans' professional football team Saints.
- Jan. 27** — Former Ole Miss and Rams kicker Paige Cothren first player signed.
- Feb. 9** — Saints select 42 players in NFL expansion draft.
- Mar. 8** — First season ticket drive launched and Saints sell 20,000 first day and 33,400 before first league game.
- Mar. 14** — Saints make fullback Les Kelley of Alabama top choice in common draft.
- July 1** — Seventy-six players (mostly rookies) report for first training camp at California-Western University in San Diego.
- July 6** — Former Green Bay fullback great Jim Taylor signs with Saints.
- July 8** — Veterans report to training camp.
- July 25** — Bert Rose appointed executive vice-president and general manager.
- Aug. 2** — Saints lose first preseason game to Los Angeles, 16-7 before 26,364 at Anaheim, Calif.
- Aug. 12** — Saints score first preseason victory by beating St. Louis 23-14 before crowd of 25,500 at Shreveport, La.
- Sept. 9** — Saints record first preseason victory in New Orleans downing Atlanta 27-14 before 67,486. Victory gave Saints 5-1 preseason record, best ever for first-year expansion team.
- Sept. 17** — Saints open season losing to Los Angeles 27-13 after rookie John Gilliam returned opening kickoff 94 yards for a touchdown.
- Nov. 5** — Saints earn first NFL victory beating Philadelphia 31-24 as Walt Roberts scores three touchdowns at Tulane Stadium.
- Dec. 17** — Saints defeat Washington 30-14 as rookie Danny Abramowicz scores two touchdowns. Saints wind up with 3-11 record and equal win output for first-year expansion team. Cornerback Dave Whitsell's 10 interceptions tie for best in NFL and earn UPI Comeback Player of the Year honors along with second-team All-Pro recognition and invitation to Pro Bowl.

1968

- Mar. 29** — Vic Schwenk replaces Bert Rose as general manager.
- July 7** — Wide receiver Dave Parks signs with Saints after playing out option at San Francisco.
- July 26** — Kevin Hardy, plus no. 1 draft choice of 1969, awarded to 49ers as compensation for signing Parks.
- Sept. 10** — Jim Taylor announces retirement.
- Nov. 3** — Saints lose to Dallas 17-3 before home-record crowd of 84,728 at Tulane Stadium.
- Dec. 15** — Saints defeat Pittsburgh 24-14 in season's windup to emerge with 4-9-1 record and third-place finish in Century Division. Saints' two-year record of 7-20-1, best ever for an expansion team. Defensive tackle Dave Rowe named to play in Pro Bowl.

1969

- Oct. 5** — Saints' Tom Dempsey kicks 55-yard field goal against Rams at Los Angeles. Kick was NFL's longest that season and one yard short of pro football record.
- Nov. 2** — Saints snap six-game losing streak at St. Louis, 51-42. Game set NFL record of most total touchdowns in one game via passing with Bill Kilmer and Charlie Johnson connecting on six apiece. Five other Saints records set: most first downs (26), most total offensive yards (508), most passing yards (354), most points (51) and most PATs (6).
- Nov. 16** — Tom Dempsey sets Saints record with 4 field goals against Giants in New York, scoring fourth with 11 seconds left to pull out 25-24 victory. Win began three-game Saints victory streak as New Orleans also downed San Francisco 43-38 and Philadelphia 26-17.
- Dec. 21** — Saints close third season with 27-24 victory over Pittsburgh to bring record to 5-9. Dan Abramowicz wins NFL receiving championship with 73 catches for 1,015 yards and 7 TDs and All-NFL honors. Saints continue to hold NFL expansion team winning record with three-year report of 12-29-1. Defensive end Doug Atkins retires after 17-year career, wins second-team all-Pro honors. Tom Dempsey, Jake Kupp, Tony Baker and Andy Livingston tapped for Pro Bowl with entire Saints coaching staff.

1970

- Jan. 16** — In realignment of National Conference, Saints form Western Division with Los Angeles, San Francisco and Atlanta.
- Nov. 3** — J.D. Roberts replaces Tom Fears and becomes the second head coach in Saints history.
- Nov. 8** — Tom Dempsey kicks 63-yard field goal — longest in NFL history — on final play to defeat Detroit 19-17.

1971

- Jan. 28** — Saints draft quarterback Archie Manning of Mississippi in first round after trading quarterback Bill Kilmer to Washington for linebacker Tom Roussel plus 4th and 8th round picks in 1972 draft.
- Aug. 11** — Louisiana Superdome construction begins.
- Sept. 19** — Saints upset Rams in season's opener in New Orleans 24-20. Rookie Archie Manning makes first regular season start and runs for one-yard touchdown on final play after hitting 16 of 29 passes for 218 yards and another touchdown.
- Oct. 17** — Archie Manning rushes for two touchdowns as Saints defeat Cowboys 24-20 before 83,088 at New Orleans. Cowboys went on to win Super Bowl.

1972

- Jan. 7** — Richard F. Gordon, Jr. retires from U.S. Naval aerospace program and is appointed executive vice-president of Saints.

1973

- Jan. 29** — Saints trade no. 1 draft choice to Baltimore for defensive end Billy Newsome and 4th-round draft choice (linebacker Jim Merlo).
- Aug. 26** — John North replaces J.D. Roberts and becomes Saints' third head coach.
- Nov. 4** — Saints score first shutout ever by blanking Buffalo 13-0 in New Orleans. Saints hold O.J. Simpson to 79 yards on 20 rushes as he headed to 2,003-yard season.
- Dec. 16** — Saints finish 5-9, again tying best season ever for club.

1974

- Dec. 14** — Saints again finish 5-9, tying best mark in their history.

1975

- Aug. 3** — Louisiana Superdome is dedicated.
Aug. 9 — Saints play Houston before 72,434 in first football game in Superdome. Saints lose, 13-7.
Sept. 28 — Saints lose to Cincinnati 21-0 before 52,531 in first National Football League game at Superdome.
Oct. 27 — John North is replaced as head coach by Ernie Hefferle, director of pro personnel, on interim basis.
Nov. 2 — Saints beat Atlanta 23-7 in Ernie Hefferle's first game.

1976

- Jan. 20** — Saints hire Hank Stram as fourth head coach in club's history.
Nov. 21 — Saints beat Seahawks at Seattle 51-27 to tie club record for most points scored in one game.

1977

- Oct. 30** — Saints upset Los Angeles 27-26 at Superdome on faked field goal pass from Tom Blanchard to Elois Grooms.
Dec. 18 — Saints season rushing and touchdown records fall to Chuck Muncie with 811 yards and Henry Childs with nine touchdowns.

1978

- Feb. 6** — Dick Nolan is appointed head coach to replace Hank Stram. In other key front office moves, Eddie Jones is named executive vice-president and Harry Hulmes vice-president of player personnel.
June 11 — Archie Manning wins Byron (Whizzer) White Award for contributions to his team, community and country.
Oct. 22 — Saints upset Rams 10-3 for first ever win at Los Angeles Coliseum.
Dec. 3 — Saints beat 49ers 24-13 at Superdome to become first New Orleans team to win six games.
Dec. 17 — Saints end best season with 7-9 record after win at Tampa Bay 17-10. Quarterback Archie Manning named Player of the Year and MVP in National Conference and selected to play in Pro Bowl.

1979

- June 5** — Saints move administrative office from Lee Circle to Superdome.
Oct. 14 — Saints score 42 points in second half in 42-14 win at Tampa Bay. Scores came on six successive possessions in offensive masterpiece.
Oct. 28 — Saints tie club record of three consecutive wins and move into undisputed first place in NFC Western Division with 14-10 win at Washington. Saints stopped Redskins 18 times with goal to go and 7 times within two-yard line.
Dec. 3 — Chuck Muncie rushes for 128 yards to become first Saint to surpass 1,000-yard milestone en route to 1,198-yard season. Saints, alas, saw 35-14 lead disappear in 42-35 loss to Oakland in Monday night TV game at Superdome.
Dec. 16 — Saints end season 8-8, most successful in their history by beating Super Bowl-bound Rams 29-14 in last game for Rams at Coliseum.
Dec. 20 — Steve Rosenbloom is introduced as new executive vice-president and general manager of Saints at Superdome news conference.

1980

- Jan. 27** — Chuck Muncie is selected MVP as NFC scores 37-27 win in Pro Bowl. Saints also represented well by Archie Manning, Tommy Myers, Wes Chandler and Henry Childs.
Nov. 24 — Saints lose to Los Angeles, 27-7 in Monday night game at Superdome. Head coach Dick Nolan is relieved of his duties following the game. Dick Stanfel is named interim head coach.
Dec. 14 — Saints end 14-game losing streak, longest in team history, by beating Jets 21-20 in snowstorm at Shea Stadium.

1981

- Jan. 20** — General manager Steve Rosenbloom and vice-president of player personnel Dick Steinberg resign.
Jan. 22 — O.A. (Bum) Phillips is announced as head coach.
Jan. 26 — Assistant to the president Fred Williams is appointed Saints' chief administrator.
Apr. 28 — Saints select running back George Rogers, 1980 Heisman Trophy winner, with first overall choice in NFL draft.
Oct. 12 — John Mecom, Sr., father of Saints owner John, Jr. and key figure in team history, dies at age 70 in Houston, Texas.
Nov. 8 — Saints defeat NFC West rival Los Angeles 21-13 at Anaheim Stadium to sweep Rams home-and-away for first time in Saints franchise history.
Dec. 20 — George Rogers gains 107 yards in 21-17 loss to San Francisco and becomes 1981 NFL rushing champion and all-time NFL rookie rusher with 1,674 yards for season.

1982

- Jan. 20** — George Rogers appears for NFC squad in Pro Bowl in Honolulu, Hawaii.
Feb. 17 — Eddie Jones is named Saints president, head coach O.A. (Bum) Phillips is named general manager in addition to coaching title.
Sept. 17 — Veteran quarterback Archie Manning is traded to Houston Oilers for tackle Leon Gray.
Sept. 19 — Ken Stabler leads Saints to 10-0 shutout of Chicago Bears, the first road shutout in team history. Saints defense ranks no. 1 in NFL.
Sept. 20 — National Football League Players Association announces that NFL players are on strike following Monday night game.
Sept. 23 — NFL announces that scheduled Thursday night game will not be played. Announcement marks that first in an eight-week succession of similar announcements.
Nov. 21 — NFL games resume. Saints defeat Kansas City 27-17 before a crowd of 39,341 at Superdome.
Dec. 19 — Halfback George Rogers gains 166 yards rushing at Dallas, the top individual performance in NFL and Saints single-game record.

1983

- Jan. 2** — Saints defeat Atlanta, 35-6 in rescheduled game that concludes nine-game season with 4-5 record. Saints narrowly miss playoffs in complicated labyrinth of tie-breakers.
Feb. 6 — Halfback George Rogers is in Honolulu for second successive Pro Bowl appearance.
July 30 — Saints appear in Hall of Fame game for the second time in franchise history. Pittsburgh Steelers win game at Canton, Ohio 27-14.
Sept. 4 — Halfback George Rogers sets team single-game record by rushing for 206 yards (24 carries) in 28-17 opening day win over St. Louis at the Superdome. Game marks third opening-day victory in team history.

- Sept. 18** — Saints defeat Chicago Bears 34-31 at Superdome in overtime for first sudden-death victory in franchise history.
- Dec. 18** — Saints host Los Angeles Rams at Superdome with franchise's first winning season and playoff berth on the line. Rams kick field goal with six seconds remaining for 26-24 victory. Saints finish season with NFC's no. 1 defense overall, and NFL's no. 1 defense against the pass, both franchise firsts. Final 8-8 record ties best season in franchise history (1979).

1984

- Jan. 29** — Linebacker Rickey Jackson represents Saints in NFC-AFC Pro Bowl in Honolulu, Hawaii.
- Feb. 18** — Saints acquire veteran quarterback Richard Todd from the New York Jets in exchange for the Saints' no. 1 choice in the 1984 NFL draft.
- Oct. 9** — Saints acquire RB Earl Campbell from Houston for Saints' first-round draft choice in 1985.
- Oct. 22** — Quarterback Ken Stabler retires.
- Nov. 19** — Saints record first-ever win on prime time with 27-24 Monday night victory over Pittsburgh Steelers in Superdome.
- Nov. 26** — Saints owner John W. Mecom, Jr. announces that the Saints are for sale for the non-negotiable price of \$75 million.

1985

- Jan. 27** — Linebacker Rickey Jackson, defensive end Bruce Clark and punter Brian Hansen represent Saints at NFC-AFC Pro Bowl at Honolulu, Hawaii. Jackson made his second consecutive appearance in the game.
- Feb. 14** — Negotiations for the sale of the Saints between John Mecom and A.N. Pritzker break off, thrusting Tom Benson, negotiating in a secondary position for several weeks, to the forefront.
- Mar. 12** — Benson reaches agreement with Mecom for the sale of the Saints, dependent on state aid.
- Apr. 26** — Saints trade George Rogers and picks no. 5, 10 and 11 in 1985 draft to Washington for Redskins' no. 1 draft choice.
- May 31** — Ownership is transferred from Mecom to Benson for the sale price of \$70.204 million. Tom Benson will hold the position of managing general partner of the Saints.
- Nov. 25** — Head coach Bum Phillips resigns. President Eddie Jones, director of football operations Pat Peppel and offensive coordinator King Hill resign. Defensive coordinator Wade Phillips is named interim head coach.

1986

- Jan. 14** — Jim Finks is named president/general manager. Finks also joins in franchise ownership.
- Jan. 22** — Wade Phillips and assistant coaches are released.
- Jan. 28** — Jim Mora is named head coach.
- May 1** — Director of scouting Joe Woolley and scout Bobby Baldwin are released. Restructuring of scouting department begins with Bill Kuharich as director of player personnel.
- June 19** — Tom Benson announces new uniform design featuring Fleur de Lis logo inside State of Louisiana on the jersey and the pants.

Saints All-Time Results

1967 (3-11)	Saints	Opp.
*Los Angeles (80,879)	13	27
*Washington (74,937)	10	30
*Cleveland (77,045)	7	42
New York (62,670)	21	27
Dallas (52,562)	10	14
San Francisco (34,285)	13	27
*Pittsburgh (68,911)	10	14
*Philadelphia (59,596)	31	24
*Dallas (83,437)	10	27
Philadelphia (60,751)	21	48
*Atlanta (83,437)	27	24
St. Louis (41,171)	20	31
Baltimore (60,238)	10	30
Washington (50,486)	30	14
	233	379

1968 (4-9-1)	Saints	Opp.
*Cleveland (74,215)	10	24
*Washington (65,941)	37	17
*St. Louis (79,021)	20	21
New York Giants (62,967)	21	38
*Minnesota (71,105)	20	17
Pittsburgh (32,303)	16	12
St. Louis (45,478)	17	31
*Dallas (84,728)	3	17
Cleveland (71,025)	17	35
Green Bay (Milw. 49,644)	7	29
Detroit (46,152)	20	20
*Chicago (78,285)	17	23
Philadelphia (57,128)	17	29
*Pittsburgh (66,131)	24	14
	246	327

1969 (5-9)	Saints	Opp.
*Washington (73,147)	20	26
*Dallas (79,567)	17	21
Los Angeles (54,879)	17	36
*Cleveland (71,274)	17	27
*Baltimore (80,636)	10	30
Philadelphia (60,658)	10	13
St. Louis (46,718)	51	42
Dallas (62,282)	17	33
New York (62,927)	25	24
*San Francisco (71,448)	43	38
*Philadelphia (72,805)	26	17
Atlanta (57,021)	17	45
Washington (50,354)	14	17
Pittsburgh (72,256)	27	24
	311	393

1970 (2-11-1)	Saints	Opp.
*Atlanta (77,042)	3	14
Minnesota (47,900)	0	26

*New York Giants (69,126)	14	10
St. Louis (45,294)	17	24
San Francisco (39,446)	20	20
Atlanta (58,850)	14	32
*Los Angeles (77,861)	17	30
*Detroit (66,910)	19	17
Miami (42,866)	10	21
*Denver (66,837)	6	31
Cincinnati (59,342)	6	26
Los Angeles (66,410)	16	34
*San Francisco (61,940)	27	38
*Chicago (63,518)	3	24
	172	347

1971 (4-8-2)	Saints	Opp.
*Los Angeles (70,915)	24	20
*San Francisco (81,596)	20	38
Houston (47,966)	13	13
Chicago (55,049)	14	35
*Dallas (83,088)	24	14
Atlanta (58,850)	6	28
Washington (53,041)	14	24
*Oakland (83,102)	21	21
San Francisco (45,138)	26	20
*Minnesota (83,130)	10	23
Green Bay (Mil. 48,130)	29	21
Los Angeles (73,610)	28	45
Cleveland (72,794)	17	21
*Atlanta (75,954)	20	24
	266	347

1972 (2-11-1)	Saints	Opp.
Los Angeles (66,303)	14	34
*Kansas City (70,793)	17	20
*San Francisco (69,840)	2	37
New York Giants (62,507)	21	45
*Atlanta (66,294)	14	21
San Francisco (59,167)	20	20
*Philadelphia (65,554)	21	3
Minnesota (49,784)	6	37
Atlanta (58,850)	20	36
Detroit (53,752)	14	27
*Los Angeles (64,325)	19	16
New York Jets (62,496)	17	18
*New England (64,889)	10	17
*Green Bay (65,881)	20	30
	215	361

1973 (5-9)	Saints	Opp.
*Atlanta (66,428)	7	62
Dallas (52,715)	3	40
Baltimore (52,293)	10	14
*Chicago (56,561)	21	16

*Detroit (57,810)	20	13
San Francisco (52,629)	0	40
*Washington (66,315)	19	3
*Buffalo (74,770)	13	0
Los Angeles (70,358)	7	29
San Diego (44,356)	14	17
*Los Angeles (67,192)	13	24
Green Bay (Mil. 47,890)	10	30
*San Francisco (62,490)	16	10
Atlanta (58,850)	10	14
	163	312

1974 (5-9)	Saints	Opp.
*San Francisco (65,071)	13	17
Los Angeles (64,178)	0	24
*Atlanta (62,273)	14	13
Chicago (55,753)	10	24
Denver (51,706)	17	33
Atlanta (58,850)	13	3
*Philadelphia (64,257)	14	10
Detroit (49,127)	14	19
*Miami (74,289)	0	21
*Los Angeles (57,287)	20	7
*Pittsburgh (71,907)	7	28
Minnesota (48,456)	9	29
*St. Louis (57,152)	14	0
San Francisco (49,567)	21	35
	166	263

1975 (2-12)	Saints	Opp.
Washington (54,414)	3	41
*Cincinnati (52,531)	0	21
Atlanta (29,444)	7	14
*Green Bay (51,371)	20	19
San Francisco (40,990)	21	35
Los Angeles (60,771)	14	38
*Atlanta (56,614)	23	7
Oakland (51,764)	10	48
*Minnesota (52,765)	7	20
*San Francisco (40,328)	6	16
Cleveland (44,753)	16	17
*Los Angeles (39,958)	7	14
*New York Giants (40,150)	14	28
*Chicago (33,371)	17	42
	165	360

1976 (4-10)	Saints	Opp.
*Minnesota (58,156)	9	40
*Dallas (61,413)	6	24
Kansas City (53,918)	27	17
*Houston (51,973)	26	31
*Atlanta (51,521)	30	0
San Francisco (43,160)	3	33
Los Angeles (51,984)	10	16
Atlanta (34,127)	20	23

Green Bay (52,936)	27	32
*Detroit (42,048)	17	16
Seattle (61,865)	51	27
Los Angeles (54,906)	14	33
New England (53,592)	6	27
*San Francisco (42,536)	7	27
	253	346

1977 (3-11)	Saints	Opp.
*Green Bay (56,548)	20	24
Detroit (51,548)	19	23
Chicago (51,488)	42	24
*San Diego (53,942)	0	14
Los Angeles (46,045)	7	14
St. Louis (48,417)	31	49
*Los Angeles (59,023)	27	26
Philadelphia (53,482)	7	28
*San Francisco (41,564)	7(OT)	10
*Atlanta (43,135)	21	20
San Francisco (33,702)	17	20
*New York Jets (40,464)	13	16
*Tampa Bay (40,124)	14	33
Atlanta (36,895)	7	35
	232	336

1978 (7-9)	Saints	Opp.
*Minnesota (54,187)	31	24
Green Bay (Mil. 54,336)	17	28
*Philadelphia (49,242)	17	24
Cincinnati (40,455)	20	18
*Los Angeles (61,654)	20	26
*Cleveland (50,158)	16	24
San Francisco (37,671)	14	7
Los Angeles (47,574)	10	3
*New York Giants (58,806)	28	17
Pittsburgh (48,525)	14	20
*Atlanta (70,323)	17	20
Dallas (57,920)	7	27
Atlanta (55,121)	17	20
*San Francisco (50,068)	24	13
*Houston (63,169)	12	17
Tampa Bay (51,209)	17	10
	281	298

1979 (8-8)	Saints	Opp.
*Atlanta (70,940)	34(OT)	40
Green Bay (53,184)	19	28
*Philadelphia (54,212)	14	26
San Francisco (39,727)	30	21
*New York Giants (51,543)	24	14
*Los Angeles (68,986)	17	35
Tampa Bay (67,640)	42	14
*Detroit (57,428)	17	7
Washington (52,133)	14	10
Denver (74,482)	3	10

*San Francisco (65,551)	31	20
Seattle (60,055)	24	38
Atlanta (42,815)	37	6
*Oakland (65,541)	35	42
*San Diego (61,059)	0	35
Los Angeles (53,879)	29	14
	370	360

1980 (1-15)	Saints	Opp.
*San Francisco (58,621)	23	26
Chicago (62,523)	3	22
*Buffalo (51,154)	26	35
Miami (40,946)	16	21
*St. Louis (45,388)	7	40
Detroit (78,147)	24	13
*Atlanta (62,651)	14	41
Washington (51,375)	14	22
Los Angeles (59,909)	31	45
*Philadelphia (45,340)	21	34
Atlanta (53,871)	13	31
*Los Angeles (53,488)	7	27
*Minnesota (30,936)	20	23
San Francisco (37,949)	35(OT)	38
New York Jets (38,077)	21	20
*New England (38,277)	27	38
	291	487

1981 (4-12)	Saints	Opp.
Atlanta (57,406)	0	27
*Los Angeles (62,063)	23	17
N.Y. Giants (69,814)	7	20
San Francisco (44,433)	14	21
*Pittsburgh (64,578)	6	20
*Philadelphia (52,728)	14	31
Cleveland (76,059)	17	20
*Cincinnati (46,336)	17	7
*Atlanta (63,637)	10	41
Los Angeles (61,068)	21	13
Minnesota (45,215)	20	10
Houston (49,581)	27	24
*Tampa Bay (62,209)	14	31
St. Louis (46,923)	3	30
*Green Bay (45,518)	7	35
*San Francisco (43,639)	17	21
	207	378

1982 (4-5)	Saints	Opp.
*St. Louis (58,763)	7	21
Chicago (56,600)	10	0
*Kansas City (39,341)	27	17
San Francisco (51,611)	23	20
*Tampa Bay (61,709)	10	13
Atlanta (39,535)	0	35
Dallas (64,506)	7	21
*Washington (48,667)	10	27
*Atlanta (47,336)	35	6
	129	160

1983 (8-8)	Saints	Opp.
*St. Louis (65,225)	28	17
Los Angeles (45,572)	27	30
Chicago (64,692)	34 (OT)	31
Dallas (62,136)	20	21
*Miami (66,489)	17	7
Atlanta (51,654)	19	17
*San Francisco (68,154)	13	32
Tampa Bay (48,242)	24	21
Buffalo (49,413)	21	27
*Atlanta (67,062)	27	10
San Francisco (40,022)	28	31
*New York Jets (68,606)	17	16
*Minnesota (59,502)	17	16
New England (24,579)	0	7
Philadelphia (45,182)	20 (OT)	17
*Los Angeles (70,148)	24	26
	319	337

1984 (7-9)	Saints	Opp.
*Atlanta (66,652)	28	36
*Tampa Bay (54,686)	17	13
San Francisco (57,611)	20	30
*St. Louis (58,723)	34	31
Houston (43,108)	27	10
Chicago (53,752)	7	20
*Los Angeles (63,161)	10	28
Dallas (50,966)	27 (OT)	30
Cleveland (52,849)	16	14
*Green Bay (57,426)	13	23
Atlanta (40,590)	17	13
*Pittsburgh (66,005)	27	24
*San Francisco (65,117)	3	35
Los Angeles (49,348)	21	34
*Cincinnati (40,855)	21	34
New York Giants (63,739)	10	3
	298	361

1985 (5-11)	Saints	Opp.
*Kansas City (57,760)	27	47
Denver (74,448)	23	34
*Tampa Bay (45,320)	20	13
San Francisco (58,053)	20	17
*Philadelphia (56,364)	23	21
L.A. Raiders (48,152)	13	23
*Atlanta (44,784)	24	31
*New York Giants (54,082)	13	21
Los Angeles (49,030)	10	28
*Seattle (47,365)	3	27
Green Bay (Milw. 52,104)	14	38
Minnesota (54,117)	30	23
*Los Angeles (44,122)	29	3
St. Louis (29,527)	16	28
*San Francisco (46,065)	19	31
*Atlanta (37,717)	10	16
	294	401

Saints Preseason Results

1967(5-1)	Saints	Opp.	Baltimore (60,643) at New Orleans	27	3
Los Angeles (26,364) at Anaheim	7	16	Pittsburgh (47,341) at Pittsburgh	13	24
St. Louis (25,500) at Shreveport	23	14	Cincinnati (48,453) at Cincinnati	0	20
Pittsburgh (35,000) at Baton Rouge	20	17			
San Francisco (23,348) at Portland, Ore.	24	10	1976(4-2)	Saints	Opp.
Miami (11,214) at Charleston, S.C.	20	17	Pittsburgh (56,039) at New Orleans	14	24
Atlanta (67,486) at New Orleans	27	14	Houston (38,675) at Houston	13	10
			Buffalo (36,110) at Buffalo	21	14
			Baltimore (38,879) at Baltimore	26	20
			Cincinnati (60,044) at New Orleans	13	10
			Miami (63,383) at New Orleans	7	20
1968(2-4)	Saints	Opp.	1977(5-1)	Saints	Opp.
Los Angeles (29,505) at Anaheim	7	21	Chicago (55,163) at Chicago	20	14
Boston (57,152) at New Orleans	19	0	N.Y. Giants (49,900) at New Orleans	23	7
Houston (42,734) at Houston	23	24	Buffalo (66,282) at New Orleans	14	20
Cleveland (70,045) at New Orleans	40	27	N.Y. Jets (49,455) at New Orleans	14	20
Atlanta (49,832) at Atlanta	10	16	Miami (39,970) at Miami	17	10
Minnesota (23,000) at Shreveport	17	20	Houston (49,964) at New Orleans	20	16
1969(2-4)	Saints	Opp.	1978(2-2)	Saints	Opp.
San Diego (31,683) at San Diego	7	10	Philadelphia (30,000) at Mexico City	14	7
Denver (28,356) at Denver	28	22	Miami (54,105) at New Orleans	17	31
Pittsburgh (40,000) at Baton Rouge	24	34	Tampa Bay (49,042) at New Orleans	3	14
Atlanta (69,898) at New Orleans	21	17	Houston (49,554) at Houston	17	3
Houston (79,937) at New Orleans	14	30			
Detroit (30,312) at Detroit	7	42	1979(1-3)	Saints	Opp.
			Miami (44,704) at Miami	7	14
1970(4-2)	Saints	Opp.	Chicago (45,085) at New Orleans	6	13
Minnesota (17,932) at Canton	14	13	Tampa Bay (49,042) at Tampa	7	14
Houston (46,223) at Houston	19	10	Houston (54,469) at New Orleans	10	7
Detroit (76,778) at New Orleans	17	31			
Boston (32,000) at Jackson	26	20	1980(1-3)	Saints	Opp.
N.Y. Jets (78,581) at New Orleans	14	27	St. Louis (57,923) at New Orleans	17	13
San Diego (63,904) at New Orleans	20	14	Houston (43,376) at Houston	17	20
			Detroit (49,631) at Detroit	17	40
			Miami (50,635) at New Orleans	0	20
1971(0-6)	Saints	Opp.	1981(3-1)	Saints	Opp.
Buffalo (35,758) at Buffalo	10	14	Baltimore (46,792) at New Orleans	24	23
Dallas (73,560) at Dallas	21	36	Houston (67,562) at New Orleans	27	7
Kansas City (70,459) at New Orleans	7	27	Philadelphia (28,001) at Syracuse, N.Y.	6	37
San Diego (35,405) at San Diego	7	22	Detroit (52,090) at New Orleans	20	17
Philadelphia (60,487) at New Orleans	0	34			
Houston (60,971) at New Orleans	17	24	1982(1-3)	Saints	Opp.
			Houston (44,599) at Houston	20	22
1972(1-4-1)	Saints	Opp.	Kansas City (46,585) at New Orleans	6	3
Philadelphia (53,372) at Philadelphia	13	10	Cleveland (55,689) at New Orleans	17	20
Buffalo (66,762) at New Orleans	21	24	Minnesota (59,810) at Minneapolis	21	24
Dallas (81,070) at New Orleans	7	30			
San Diego (64,506) at New Orleans	14	16	1983(3-2)	Saints	Opp.
Pittsburgh (43,302) at Memphis	7	56	Pittsburgh (23,909) at Canton, Ohio	14	27
Houston (44,571) at Houston	14	14	Tampa Bay (53,111) at Tampa	17	20
			Miami (38,735) at Miami	19	17
1973(1-5)	Saints	Opp.	Houston (60,430) at New Orleans	20	13
Kansas City (67,216) at Kansas City	6	12	N.Y. Jets (58,176) at New Orleans	17	10
Miami (80,050) at Miami	13	14			
Dallas (61,022) at Dallas	14	24	1984(3-1)	Saints	Opp.
New England (64,131) at New Orleans	6	31	Kansas City (34,230) at Kansas City	34	20
N.Y. Jets (67,434) at New Orleans	17	28	Atlanta (58,502) at New Orleans	3	21
Houston (62,339) at New Orleans	16	10	Houston (45,522) at Houston	3	19
			Washington (52,040) at New Orleans	9	14
1974(3-3)	Saints	Opp.			
Pittsburgh (45,339) at New Orleans	7	26	1985(1-3)	Saints	Opp.
Miami (41,524) at Miami	20	45	New England (27,014) at New England	32	20
New England (20,456) at Foxboro	3	7	Houston (53,491) at New Orleans	20	23
Dallas (56,563) at New Orleans	16	7	Tampa Bay (49,337) at New Orleans	10	14
N.Y. Jets (59,829) at New Orleans	24	7	San Diego (40,462) at San Diego	20	21
Houston (35,103) at Houston	24	16			
1975(2-4)	Saints	Opp.			
Houston (72,434) at New Orleans	7	13			
Denver (40,089) at New Orleans	24	21			
Miami (61,253) at New Orleans	10	20			

Saints Standings

1967	(Capitol Division, 4th place)	Dallas 9 5 0 .643	Philadelphia 6 7 1 .462	Washington 5 6 3 .455	New Orleans 3 11 0 .214
1968	(Century Division, 3rd place)	Cleveland 10 4 0 .714	St. Louis 9 4 1 .692	New Orleans 4 9 1 .308	Pittsburgh 2 11 1 .154
1969	(Capitol Division, 3rd place)	Dallas 11 2 1 .846	Washington 7 5 2 .583	New Orleans 5 9 0 .357	Philadelphia 4 9 1 .308
1970	(Western Division, 4th place)	San Francisco 10 3 1 .769	Los Angeles 8 5 1 .615	Atlanta 4 8 2 .333	New Orleans 2 11 1 .154
1971	(Western Division, 4th place)	San Francisco 9 5 0 .643	Los Angeles 8 5 1 .615	Atlanta 7 6 1 .538	New Orleans 4 8 2 .333
1972	(Western Division, 4th place)	San Francisco 9 5 0 .615	Atlanta 7 7 0 .500	Los Angeles 6 7 1 .464	New Orleans 2 11 1 .154
1973	(Western Division, 3rd place)	Los Angeles 12 2 0 .857	Atlanta 9 5 0 .643	New Orleans 5 9 0 .357	San Francisco 5 9 0 .357
1974	(Western Division, 3rd place)	Los Angeles 10 4 0 .714	San Francisco 6 8 0 .429	New Orleans 5 9 0 .357	Atlanta 3 11 0 .214
1975	(Western Division, 4th place)	Los Angeles 12 2 0 .857	San Francisco 5 9 0 .357	Atlanta 4 10 0 .286	New Orleans 2 12 0 .143
1976	(Western Division, 3rd place)	Los Angeles 10 3 1 .750	San Francisco 8 6 0 .571	New Orleans 4 10 0 .286	Atlanta 4 10 0 .286
1977	(Western Division, 4th place)	Los Angeles 10 4 0 .714	Atlanta 7 7 0 .500	San Francisco 5 9 0 .357	New Orleans 3 11 0 .214
1978	(Western Division, 3rd place)	Los Angeles 12 4 0 .750	Atlanta 9 7 0 .563	New Orleans 7 9 0 .438	San Francisco 2 14 0 .125
1979	(Western Division, 4th place)	Los Angeles 9 7 0 .563	New Orleans 8 8 0 .500	Atlanta 6 10 0 .375	San Francisco 2 14 0 .125
1980	(Western Division, 4th place)	Atlanta 12 4 0 .750	Los Angeles 11 5 0 .687	San Francisco 6 10 0 .375	New Orleans 1 15 0 .062
1981	(Western Division, 4th place)	San Francisco 13 3 0 .813	Atlanta 7 9 0 .438	Los Angeles 6 10 0 .375	New Orleans 4 12 0 .250
1982	(Western Division, 2nd place)	Atlanta 5 4 0 .556	New Orleans 4 5 0 .444	San Francisco 3 6 0 .333	Los Angeles 2 7 0 .222
1983	(Western Division, 3rd place)	San Francisco 10 6 0 .625	Los Angeles 9 7 0 .563	New Orleans 8 8 0 .500	Atlanta 7 9 0 .438
1984	(Western Division, 3rd place)	San Francisco 15 1 0 .938	Los Angeles 10 6 0 .625	New Orleans 7 9 0 .438	Atlanta 4 12 0 .250
1985	(Western Division, 3rd place)	Los Angeles 11 5 0 .687	San Francisco 10 6 0 .625	New Orleans 5 11 0 .313	Atlanta 4 12 0 .250

SAINTS DRAFT CHOICES

1967

- 1a. traded to Baltimore
- 1b. Leslie Kelley, fb Alabama
- 2a. James (Bo) Burris, s Houston
- 2b. John Gilliam, rb South Carolina St.
- 2c. David Rowe, de Penn St.
- 3a. traded to Baltimore
- 3b. Del Williams, g Florida St.
- 3c. Ben Hart, wr Oklahoma
- 4a. Ron Widby, p Tennessee
- 4b. Bill Carr, c Florida
- 4c. Tom Stangle, t Dayton
- 5a. Don McCall, rb USC
- 5b. John Douglas, cb Texas Southern
- 6a. John Harvey, g Kansas
- 6b. Charles (Bo) Wood, lb North Carolina
- 7a. Gary Hertzog, g Williamette
- 7b. Bob McKelvey, lb Northwestern
- 8a. Sam Harris, te Colorado
- 8b. Barry Siler, lb Albion
- 9a. Tim Lavens, te Idaho
- 9b. Eugene Ross, cb Oklahoma
- 10a. Charles Brown, rb Missouri
- 10b. Roosevelt Robertson, te North Carolina College
- 11a. Jim Benson, g Florida
- 11b. Bernard Corbin, cb Alabama A&M
- 12a. Ronnie Pack, g Texas Tech
- 12b. John Robinson, wr Tennessee A&I
- 13a. Bill Stetz, lb Boston College
- 13b. Gary Grossnickle, s Missouri
- 14a. Jim Hester, te North Carolina
- 14b. George Stetter, cb Virginia
- 15a. John Snow, dt Wake Forest
- 15b. Darrell Johnson, rb Lamar
- 16a. Marcus Rhoden, wr Mississippi St.
- 16b. Bruce Cortez, cb Parsons College
- 17a. Dan Abramowicz, wr Xavier (Ohio)
- 17b. Billy Bob Stewart, lb SMU (choice acquired from Baltimore)
- 17c. Jim Walker, s Providence

1968

- 1a. traded to Green Bay
- 1b. Kevin Hardy, de Notre Dame (choice acquired from Minnesota)
2. choice to Los Angeles for joining scouting combine
3. Dave Szmakowski, wr West Texas St.
- 4a. Willie Crittendon, dt Tulsa
- 4b. Dan Sartin, g Mississippi
5. Ronnie Lee South, qb Arkansas
6. traded to San Francisco

- 7a. Ray Phillips, g Michigan (choice acquired from Detroit)
- 7b. Eugene Howard, cb Langston
8. Dick Swatland, g Notre Dame
9. Joe Blake, g Tulsa
10. Doug Robinson, s Iowa State
11. Bennie Blocker, rb South Carolina St.
12. John Beck, cb San Diego St.
13. Kayo Trepanier, t Montana St.
14. Herbert Covington, rb Memphis St.
15. Wilmer Cooks, rb Colorado
16. Elie Ghattas, g Ball St.
17. Jim Ferguson, lb USC

1969

- 1a. traded to San Francisco
- 1b. John Shinnors, G Xavier (Ohio) (choice acquired from Minnesota)
- 2a. traded to Baltimore
- 2b. Richard Neal, de Southern (choice acquired from St. Louis)
3. traded to Detroit
- 4a. Dennis Hale, s Minnesota
- 4b. Bob Hudspeth, t Southern Illinois (choice acquired from Dallas)
- 5a. Tony Kyasky, s Syracuse
- 5b. Keith Christensen, t Kansas (choice acquired from New York Giants)
6. Bob Miller, te USC
7. traded to Baltimore
8. Jim Lawrence, wr USC
9. Joe Owens, lb Alcorn A&M
10. McKinley Reynolds, rb Hawaii
11. Tommy Morel, wr LSU
12. Tom Broadhead, rb Santa Barbara St.
13. Joe Robillard, cb Linfield (Oregon)
14. Gary Loyd, p California Lutheran
15. Bill Waller, wr Xavier (Ohio)
16. Edd Hargett, qb Texas A&M
17. Chico Kurzwaski, s Northwestern

1970

1. Ken Burrough, wr Texas Southern
2. traded to Cleveland
3. Clovis Swinney, de Arkansas St.
4. Delles Howell, cb Grambling
- 5a. Glenn Cannon, s Mississippi (choice acquired from Chicago)
- 5b. traded to Washington
- 5c. Steve Ramsey, qb North Texas St. (choice acquired from Los Angeles)
6. Mel Easley, cb Oregon St.

7. Lon Woodard, de San Diego St.
8. Lawrence Estes, de Alcorn A&M
9. Jim Otis, rb Ohio St.
10. Jim Brumfield, rb Indiana St.
11. Gary Klar, lb Arizona
12. Willie Davenport, cb Southern
13. selection declared ineligible
14. Doug Sutherland, de Wisconsin-Superior
15. Jim Vest, de Washington St.
16. Cliff Gasper, dt Grambling
17. Doug Wyatt, s Tulsa

1971

1. Archie Manning, qb Mississippi
- 2a. traded to Chicago
- 2b. Sam Holden, t Grambling (choice acquired from Houston)
3. Bivian Lee, cb Prairie View
- 4a. traded to Dallas
- 4b. Carlos Bell, te Houston
- 4c. Wimpy Winther, c Mississippi (choice acquired from Washington)
- 4d. D'artagnan Martin, cb Kentucky St.
- 4e. Don Morrison, t Texas-Arlington
5. traded to Pittsburgh
6. Don Morehead, rb Michigan
- 7a. Larry DiNardo, g Notre Dame
- 7b. Bob Newland, wr Oregon (choice acquired from Kansas City)
- 8a. traded to Pittsburgh
- 8b. James Elder, cb Southern (choice acquired from Washington)
- 8c. Bob Gresham, rb West Virginia (choice acquired from Oakland)
9. Tom Williams, s Williamette
10. Rocky Pampin, rb Hawaii
11. Bob Pollard, de Weber St.
12. Ron Gathright, cb Morehead St.
13. Don Burchfield, te Ball St.
14. Bobby Scott, qb Tennessee
15. Bart Graves, de Tulane
16. Craig Robinson, t Houston
17. Hermann Eban, wr Oklahoma St.

1972

1. Royce Smith, g Georgia
- 2a. traded to Oakland
- 2b. Willie Hall, lb USC
- 3a. Bob Kuziel, c Pittsburgh
- 3b. Tom Myers, s Syracuse
- 4a. Mike Crangle, de Tennessee-Martin
- 4b. Joe Federspiel, lb Kentucky (choice acquired from Kansas City)
- 4c. Mike Coleman, de Knoxville College
- 5a. Bill Butler, rb Kansas St. (choice acquired from Green Bay)
- 5b. Carl Johnson, t Nebraska
- 5c. Bo Davies, s South Carolina (choice acquired from Baltimore)
- 6a. Wayne Dorton, g Arkansas St.

- 6b. Curt Watson, rb Tennessee (choice acquired from Oakland)
7. Ernie Jackson, cb Duke
8. Ron Vinson, wr Abilene Christian
9. Kent Branstetter, dt Houston
10. Andy Kupp, g Idaho
11. Paul Dongieux, lb Mississippi
12. Steve Lockhart, te Arkansas St.
13. Cephus Weatherspoon, wr Ft. Lewis
14. Steve Barrios, wr Tulane
15. Rusty Lachaussee, qb Tulane
16. Joe Balthrop, g Tennessee
17. Dick Graham, wr Oklahoma St.

1973

1. traded to Baltimore
- 2a. Derland Moore, de Oklahoma
- 2b. Steve Baumgartner, de Purdue (choice acquired from New York Jets)
- 3a. traded to Washington
- 3b. Pete Van Valkenburg, rb Brigham Young (choice acquired from New York Jets)
- 4a. traded to Detroit
- 4b. Jim Merlo, lb Stanford (choice acquired from Baltimore)
5. traded to Denver
- 6a. traded to Washington
- 6b. Marty Shufford, rb Arizona
7. Billy Cahill, s Washington
- 8a. Bob Peterson, g Utah
- 8b. Doug Winslow, wr Drake (choice acquired from Washington)
9. Mike Fink, cb Missouri
10. Jeff Horsley, rb North Carolina Central
11. James Owens, rb Auburn
12. Paul Orndorff, te Tampa
13. Richard Watkins, dt Weber St.
14. Phil Fersen, t Georgia
15. Mike Evenson, c North Dakota St.
16. Howard Stevens, rb Louisville
17. Bobby Garner, te Winston-Salem

1974

1. Rick Middleton, lb Ohio St. (swapped #1 choices from Detroit)
2. Paul Seal, te Michigan
3. traded to Cincinnati
- 4a. traded to Minnesota
- 4b. Rod McNeil, rb USC
- 5a. traded to Cincinnati
- 5b. Joel Parker, wr Florida (choice acquired from San Francisco)
- 5c. Terry Schmidt, cb Ball St. (choice acquired from Atlanta)
6. traded to Detroit
7. traded to Minnesota
8. Alvin Maxson, rb SMU
9. Phil LaPorta, t Penn St.
- 10a. Frosty Anderson, wr Nebraska (choice acquired from Houston)

- 10b. Tommy Thibodeaux, g Tulane
11. Kent Merritt, wr Virginia
12. James Buckmon, de Pittsburgh
13. Mike Truax, lb Tulane
14. Kent Marshall, s TCU
15. Larry Clpa, qb Michigan
16. Don Coleman, lb Michigan
17. Marvin Williams, wr Western Illinois

1975

- 1a. Larry Burton, wr Purdue
- 1b. Kurt Schumacher, g Ohio St.
(choice acquired from Jets for Billy Newsome)
2. Lee Gross, c Auburn
- 3a. Andrew Jones, rb Washington St.
(choice acquired from Minnesota)
- 3b. Elois Grooms, de Tennessee Tech
- 4a. traded to San Francisco
- 4b. John Starkebaum, s Nebraska
(choice acquired from Philadelphia)
5. traded to Chicago
6. Mike Lemon, lb Kansas
7. Steve Rogers, rb LSU
8. traded to St. Louis
9. Mike Strachan, rb Iowa St.
10. Chuck Heater, rb Michigan
11. Danny Lee, p N.E. Louisiana
12. Ron Gustafson, wr North Dakota St.
13. Jim Upchurch, rb Arizona
14. Randy Rhino, cb Georgia Tech
15. Grant Burget, rb Oklahoma
16. Mike McDonald, lb Catawba
17. Greg Westbrook, lb Colorado

1976

1. Chuck Muncie, rb California
2. Tony Galbreath, rb Missouri
3. Bob Simmons, t Texas
4. Tinker Owens, wr Oklahoma
5. Scott Parrish, t Utah St.
6. Terry Stieve, g Wisconsin
7. Ed Bauer, g Notre Dame
8. Craig Cassidy, db Ohio St.
9. Warren Peiffer, dt Iowa
10. Junior Hardin, lb Eastern Kentucky
11. Greg Kokal, qb Kent St.
12. Milton Butts, t North Carolina St.
13. Kenny Downing, db Missouri
14. Rich Hucce, de Western Montana
15. Steve Seminoff, dt Wichita St.
16. Gene Jones, t Bowling Green
17. Scott McDonald, te West Virginia

1977

1. Joe Campbell, de Maryland
2. Mike Fultz, dt Nebraska
3. Robert Watts, lb Boston College

4. traded to Los Angeles for LB Ken Bordelon
- 5a. Dave Lafary, t Purdue
- 5b. Dave Hubbard, t Brigham Young
(choice acquired from Baltimore)
- 6a. Cliff Parsley, p Oklahoma St.
- 6b. Tom Schick, g Maryland
(choice acquired from Los Angeles)
7. Greg Boykin, rb Northwestern
8. Jimmy Stewart, s Tulsa
9. Dave Knowles, t Indiana
10. Rafael Septien, k S.W. Louisiana
11. John Blain, t San Jose St.
12. Oakley Dalton, dt Jackson St.

1978

1. Wes Chandler, wr Florida
2. James Taylor, t Missouri
3. Barry Bennett, dt Concordia (Minn.)
4. Don Schwartz, s Washington St.
5. Eric Felton, cb Texas Tech
- 6a. Mike Rieker, qb Lehigh
- 6b. Francis Chesley, lb Wyoming
7. traded to New York Jets for de Richard Neal
8. Brooks Williams, te North Carolina
9. Richard Carter, cb North Carolina St.
10. traded to New York Giants for lb Pat Hughes
- 11a. Nathan Besant, dt Southern
- 11b. David Riley, rb West Virginia
(choice acquired from Seattle)
12. Larry Hardy, te Jackson St.

1979

1. Russell Erxleben, k-p Texas
2. Reggie Mathis, lb Oklahoma
3. traded to Miami as compensation for signing DE Don Reese
4. Jim Kovach, lb Kentucky
5. Harlan Huckleby, rb Michigan
6. Ricky Ray, cb Norfolk St.
7. Stan Sytsma, lb Minnesota
8. Doug Panfil, g Tulsa
9. traded to Kansas City for dt Keith Simons
10. traded to Oakland for LB Floyd Rice
11. David Hall, wr Missouri-Rolla
12. Kelsey Finch, rb Tennessee

1980

1. Stan Brock, t Colorado
2. David Waymer, cb Notre Dame
3. traded to Minnesota for T Steve Riley
4. Mike Jolly, db Michigan
5. traded to Minnesota for T Steve Riley
6. Lester Boyd, lb Kentucky
7. Mike Morucci, rb Bloomsburg St.
8. Chuck Evans, lb Stanford
9. Frank Mordica, rb Vanderbilt
10. Tanya Webb, de Michigan St.
11. George Woodard, rb Texas A&M
12. Kiser Lewis, lb Florida A&M

1981

1. George Rogers, rb South Carolina
- 2a. Russell Gary, db Nebraska
- 2b. Rickey Jackson, lb Pittsburgh
(choice acquired from San Diego)
- 3a. Frank Warren, de Auburn
- 3b. Hoby Brenner, te USC
(choice acquired from Minnesota)
4. traded to Miami for qb Guy Benjamin
- 5a. Louis Oubre, g Oklahoma
- 5b. Jerry Boyarsky, nt Pittsburgh
(choice acquired from Minnesota)
- 6a. Nat Hudson, g Georgia
- 6b. Johnnie Poe, cb Missouri
(choice acquired from Oakland)
- 6c. Glen Redd, lb Brigham Young
7. Kevin Williams, wr USC
- 8a. traded to New England for g Sam Adams
- 8b. Gene Gladys, lb Penn St.
(choice acquired from Buffalo)
- 8c. Kevin Evans, db Arkansas
(choice acquired from San Diego)
9. Toussaint Tyler, rb Washington
10. Hokie Gajan, rb LSU
11. Lester Mickens, wr Kansas
12. Jim Wilks, dt San Diego St.

1982

1. Lindsay Scott, wr Georgia
2. Brad Edelman, c Missouri
- 3a. Rodney Lewis, cb Nebraska
- 3b. Eugene Goodlow, wr Kansas St.
(choice acquired from Minnesota)
- 3c. Kenny Duckett, wr Wake Forest
(choice acquired from Washington)
- 3d. John Krimm, db Notre Dame
(choice acquired from San Diego)
4. Morten Andersen, k Michigan St.
5. Tony Elliott, nt North Texas St.
6. Marvin Lewis, rb Tulane
7. to Miami for qb Guy Benjamin
8. Chuck Slaughter, t South Carolina
- 9-12. traded to Washington

1983

1. traded to Green Bay for de Bruce Clark
2. Steve Korte, g Arkansas
- 3a. John Tice, te Maryland
- 3b. Cliff Austin, rb Clemson
(choice acquired from St. Louis)
4. traded to Buffalo
5. Gary Lewis, dt Oklahoma St.
6. to Cincinnati for te Don Bass
7. to Kansas City for lb Whitney Paul
8. David Greenwood, db Wisconsin
- 9-12. traded to New England

1984

1. traded to New York Jets for qb Richard Todd
2. James Geathers, dt Wichita St.
- 3a. Terry Hoage, db Georgia
(choice acquired from Buffalo)
- 3b. Tyrone Anthony, rb North Carolina
- 4a. to Denver for g Kelvin Clark
- 4b. Joel Hilgenberg, c Iowa
(choice acquired from New England)
5. Jitter Fields, kr Texas
6. Don Thorp, nt Illinois
7. traded to Raiders for past consideration
8. Clemon Terrell, rb Southern Mississippi
9. Brian Hansen, p Sioux Falls College
10. Paul David Gray, lb Western Kentucky
11. Michel Bourgeois, de Boise St.
12. Byron Nelson, t Arizona

1985

1. traded to Houston for rb Earl Campbell
1. Alvin Toles, lb Tennessee
2. Daren Gilbert, t Cal St.-Fullerton
3. Jack Del Rio, lb USC
4. Billy Allen, db Florida State
5. To Washington in George Rogers trade
6. to Atlanta for te Junior Miller
7. Eric Martin, wr LSU
8. Joe Kohlbrand, lb Miami
9. Earl Johnson, db South Carolina
10. To Washington in George Rogers trade
11. To Washington in George Rogers trade
12. Treg Songy, db Tulane

1986

1. Jim Dombrowski, t Virginia
2. Dalton Hilliard, rb LSU
- 3a. Rueben Mayes, rb Washington St.
(choice acquired from Tampa Bay)
- 3b. Pat Swilling, lb Georgia Tech
- 3c. Barry Word, rb Virginia
(choice acquired from Indianapolis)
4. Kelvin Edwards, wr Liberty Baptist
5. Reggie Sutton, cb Miami
6. Robert Thompson, wr Youngstown St.
7. Gill Fenerty, rb Holy Cross
8. Filipo Mokofisi, lb Utah
9. Merlon Jones, lb Florida A&M
10. Jonathan Dumbauld, de Kentucky
11. Patrick Swoopes, nt Mississippi St.
12. Sebastian Brown, wr Bethune-Cookman

SAINTS ALUMNI ROSTER

COACHES

Amadee, Lynn—LSU	1973
Barnes, Billy Ray—Wake Forest	1969-70, 1975
Beake, John—Trenton St	1976-77
Beard, Ed—Tennessee	1978-80
Blies, Ed—Miami (Ohio)	1969-70
Buchanan, Buck—Grambling	1976-77
Campbell, Whitey—Miami	1978-80
Champion, Jim—Mississippi St	1971-72
Cummings, Bob—Vanderbilt	1973-75
Dickson, George—Notre Dame	1968-70
Ecklund, Brad—Oregon	1968-70
Everest, Andy—Texas-El Paso	1981-85
Faulkner, Jack—Miami (Ohio)	1967-69
Fears, Tom—UCLA	1967-70
Franklin, Chet—Utah	1978-79
Garrett, Jim—Utah State	1976-77
Glick, Fred—Colorado St	1980
Hatley, Mark—Oklahoma St	1985
Hefferle, Ernie—Duquesne	1975
Heinrich, Don—Washington	1969-70
Hewley, Wimp—Wyoming	1974-75
Hill, Bob—Jackson State	1978-79
Hill, King—Rice	1981-85
Hughes, Ed—Tulsa	1978-80
Khayat, Ed—Tulane	1967-70
Kotite, Rich—Wagner	1977
Kotite, Rich—Mississippi Industrial	1974-75
Levra, John—Pittsburg (Kan.)	1981-85
McHan, Lamar—Arkansas	1974-75, 1978-84
Matuszak, Marv—Tulsa	1971-73
Mauck, Carl—Southern Illinois	1982-85
Nicolaou, Nick—Southern Connecticut	1980
Nolan, Dick—Maryland	1977-80
North, John—Vanderbilt	1973-75
Phillips, John (Red)—Auburn	1973-75
Phillips, O.A. (Bum)—S.F. Austin	1981-85
Phillips, Wade—Houston	1981-85
Pratt, Tom—Miami	1978-80
Riecke, Lou—LSU	1980
Richardson, Harold—SMU	1981-85
Roberts, J.D.—Oklahoma	1967-68, 1971-73
Roy, Alvin—LSU	1976-77
Royer, Jim—Navy	1970-72
Rutigliano, Sam—Tulsa	1976-77
Shaw, Bob—Ohio State	1967-68
Shipp, Ken—Middle Tennessee St	1971-72
Shively, Doug—Kentucky	1974-76
Smith, Jerry—Wisconsin	1969-70
Spencer, Joe—Oklahoma St	1981-85
Stanfel, Dick—San Francisco	1976-80
Stram, Hank—Purdue	1976-77
Tate, Charlie—Florida	1971
Van Zandt, Lance—Lamar	1981-84
White, Dixie—Texas Tech	1973
Whitehead, Bud—Florida St	1971-75
Wiggin, Paul—Stanford	1978-79
Wood, Dick—Auburn	1976-77
Young, John Paul—Texas-El Paso	1981-85
Yowarsky, Walt—Kentucky	1967-68
Zapalac, Willie—Texas A&M	1981-85

PLAYERS

A

Abramowicz, Dan (WR)—Xavier	1967-73
Absher, Dick (LB)—Maryland	1969-71
Adams, Sam (QB)—Prairie View	1981
Adkins, Margene (WR)—Henderson J.C.	1972
Anderson, Dick (T)—Ohio St	1967
Anderson, Gary (G)—Stanford	1978
Anthony, Tyrone (RB)—North Carolina	1984-85
Askson, Bert (TE)—Texas Southern	1973
Athas, Pete (S)—Tennessee	1976
Atkins, Doug (DE)—Tennessee	1967-69
Austin, Cliff (RB)—Clemson	1983

B

Baker, Melvin (WR)—Michigan	1975
Baker, Tony (RB)—Iowa St	1969-71
Banks, Gordon (WR)—Stanford	1980-81
Barnwell, Malcolm (WR)—Virginia Union	1985
Barrington, Tom (RB)—Ohio St	1967-70
Bass, Don (TE)—Houston	1982
Baumgartner, Steve (DE)—Purdue	1973-76
Beasley, John (TE)—California	1973-74
Bell, Carlos (TE)—Houston	1971
Benjamin, Guy (QB)—Stanford	1980
Bennett, Monte (DT)—Kansas State	1981
Blanchard, Tom (P)—Oregon	1974-78
Boeke, Jim (T)—Heidelberg	1968
Bordelon, Ken (LB)—LSU	1975-83
Bosarge, Wade (DB)—Tulsa	1977
Boysarsky, Jerry (NT)—Pittsburgh	1981
Boyd, Greg (S)—Arizona	1974
Boykin, Greg (RB)—Northwestern	1977
Brewer, Johnny (LB)—Mississippi	1968-70
Brown, Bob (TE)—Alcorn A&M	1972-73
Brown, Charlie (RB)—Missouri	1967-68
Brown, Ray (SS)—West Texas St	1978-80
Burchfield, Don (TE)—Ball St	1971
Burke, Vern (TE)—Oregon St	1967
Burkett, Jackie (LB)—Auburn	1967-70
Burns, Ed (QB)—Nebraska	1978-80
Burns, Bo (S)—Houston	1967-69
Burrough, Ken (WR)—Texas Southern	1970
Burton, Larry (WR)—Purdue	1975-77
Butler, Bill (RB)—Kansas State	1972-74
Butler, Skip (K)—Texas-Arlington	1971

C

Carr, Tom (DE)—Morgan St	1968
Campbell, Joe (DE)—Maryland	1977-80
Carter, David (C)—Western Kentucky	1984-85
Cassady, Craig (DB)—Ohio St	1976-77
Caster, Rich (TE)—Jackson St	1981
Chambers, Rusty (LB)—Tulane	1976
Chandler, Wes (WR)—Florida	1978-81
Chapman, Clarence (CB)—Eastern Mich	1976-80
Chapman, Gil (WR)—Michigan	1975
Childs, Henry (TE)—Kansas	1974-80
Cipa, Larry (QB)—Michigan	1974-75
Cody, Bill (LB)—Auburn	1967-70
Colchico, Dan (DE)—San Jose St	1969
Coleman, Don (LB)—Michigan	1974-75

Collins, Larry (RB)—Texas A&I	1980
Colman, Wayne (LB)—Temple	1969-75
Coombs, Larry (C)—Idaho	1980
Cordileone, Lou (DT)—Clemson	1967-68
Cordill, Ollie (P)—Memphis St	1969
Cortez, Bruce (CB)—Parsons	1967
Crangle, Mike (DE)—Tennessee-Martin	1972
Creech, Bob (LB)—TCU	1973
Crist, Chuck (S)—Penn St	1975-77
Croom, Sylvester (C)—Alabama	1975
Crosby, Ron (LB)—Penn St	1978
Cunningham, Carl (LB)—Houston	1971
Cuzzo, Gary (QB)—Virginia	1967

D

Dalton, Oakley (DT)—Jackson St	1977
Davis, Bob (QB)—Virginia	1973
Davis, Dave (WR)—Tennessee St	1974
Davis, Dick (RB)—Nebraska	1970
Davis, Norman (G)—Grambling	1969
Davis, Ted (LB)—Georgia Tech	1967-69
DeGrenier, Jack (RB)—Texas-Arlington	1974
Dempsey, Tom (K)—Palomar J.C.	1969-70
Didion, John (LB-C)—Oregon St	1971-74
Dobler, Conrad (G)—Wyoming	1978-79
Dodd, Al (WR)—N.W. Louisiana	1969-71
Dorris, Andy (DE)—New Mexico St	1973-76
Douglas, John (CB)—Texas Southern	1967-68
Douglass, Bobby (QB)—Kansas	1976-77
Duckett, Kenny (WR)—Wake Forest	1983-84
Dunbar, Jubilee (WR)—Southern	1973
Durkee, Charlie (K)—Okla. St	1967-68, 1971-72
Dusenberry, Bill (RB)—J.C. Smith	1970

E

Emanuel, Frank (LB)—Tennessee	1970
Erleben, Russell (K-P)—Texas	1979-83
Estes, Lawrence (DE)—Alcorn A&M	1970-71
Evans, Chuck (LB)—Stanford	1980-81

F

Fagan, Julian (P)—Mississippi	1970-72
Farasopoulos, Chris (S)—Brigham Young	1974
Farber, Hap (LB)—Mississippi	1970
Federspiel, Joe (K)—Kentucky	1972-80
Feller, Happy (K)—Texas	1972-73
Felton, Eric (CB)—Texas Tech	1978-80
Ferson, Paul (T)—Georgia	1973-74
Ferguson, Jim (LB)—USC	1968
Fichtner, Ross (S)—Purdue	1968
Fields, Jitter (PR)—Texas	1984
Fifer, Bill (G)—West Texas St	1978
Fink, Mike (CB)—Missouri	1973
Finnie, Roger (T)—Florida A&M	1978
Ford, James (RB)—Texas Southern	1971-72
Fraser, Jim (P)—Wisconsin	1968
Fritsch, Toni (K)—None	1982
Fuller, Johnny (S)—Lamar	1973-75
Fultz, Mike (DT)—Nebraska	1977-80

G

Galbreath, Tony (RB)—Missouri	1977-80
Garrett, Len (TE)—New Mexico Highlands	1973-75
Garcia, Jim (DE)—Purdue	1967
Gibbs, Donnie (P)—TCU	1974
Gilliam, John (WR)—S. Carolina St	1967-68, 1977
Granger, Hoyle (RB)—Mississippi St	1971
Gray, David (DB)—East Los Angeles JC	1979

Gray, Kevin (DB)—Eastern Illinois	1982
Gray, Leon (T)—Jackson St	1982-83
Green, Arthur (RB)—Albany St	1972
Green, Sammy (LB)—Florida	1980
Gresham, Bob (RB)—West Virginia	1971-72
Grooms, Elio (DE)—Tennessee Tech	1975-81
Gros, Earl (RB)—LSU	1970
Gross, Lee (C)—Auburn	1975-77
Gwinn, Ross (G)—N.W. Louisiana	1968

H

Hall, Tom (WR)—Minnesota	1967
Hall, Willie (LB)—USC	1972-73
Hamilton, Andy (WR)—LSU	1975
Harding, Greg (DB)—Nicholls St	1984
Hargett, Edd (QB)—Texas A&M	1969-72
Harris, Bill (RB)—Colorado	1971
Harris, Ike (WR)—Iowa St	1978-81
Hart, Ben (S)—Oklahoma	1967
Hart, Jeff (DT)—Oregon St	1976
Hart, Tommy (DE)—Morris Brown	1979-80
Harvey, George (G)—Kansas	1967
Havliak, Sam (WR)—Bucknell	1974
Hayes, Billie (CB)—San Diego St	1972
Hazelton, Major (DB)—Florida A&M	1970
Heidel, Jimmy (S)—Mississippi	1967
Herrmann, Don (WR)—Waynesburg St	1975-77
Hester, Jim (TE)—North Dakota	1967-69
Hester, Ray (LB)—Tulane	1971-72
Hill, John (C)—Lehigh	1975-84
Hines, Glen Ray (T)—Arkansas	1971-72
Holden, Sam (T)—Grambling	1971
Hollas, Hugo (S)—Rice	1970-72
Holloway, Stan (LB)—California	1980
Holmes, Jack (RB)—Texas Southern	1978-82
Howard, Gene (CB)—Langston	1968-70
Howell, Delles (CB)—Grambling	1970-72
Huard, John (LB)—Maine	1971
Hubbard, Dave (T)—Brigham Young	1977
Hudson, Nat (G)—Georgia	1981
Hughes, Pat (LB)—Boston U	1977-79
Hunt, Kevin (T)—Doane	1978
Hurley, Bill (DB)—Syracuse	1982-83
Hyatt, Fred (WR)—Auburn	1973

J

Jackson, Ernie (CB)—Duke	1972-77
Jacobs, Harry (LB)—Bradley	1970
Johnson, Bennie (CB)—J.C. Smith	1976
Johnson, Bobby (DB)—Texas	1983-84
Johnson, Carl (G)—Nebraska	1972-73
Jones, Andrew (RB)—Washington St	1975
Jones, Jerry (T)—Bowling Green	1967-69
Jones, Kim (FB)—Colorado St	1977-79
Jordan, Jimmy (RB)—Florida	1967
Jurich, Tom (K)—Northern Arizona	1978

K

Kearney, Jim (S)—Prairie View	1976
Kelley, Les (RB)—Alabama	1967-69
Kelly, Mike (TE)—Davidson	1973
Kilmer, Billy (QB)—UCLA	1967-70
Kimbrough, Elbert (S)—Northwestern	1968
Kingree, Rick (LB)—Tulane	1973-77
Knafele, Greg (TE)—Notre Dame	1983
Knowles, David (T)—Indiana	1977
Kopay, Dave (LB)—Washington	1971
Kovach, Jim (LB)—Kentucky	1979-85
Kramer, Kent (TE)—Minnesota	1967

Krimm, John (S)—Notre Dame 1982-83
Kupp, Jake (G)—Washington 1967-75
Kuziel, Bob (C)—Pittsburgh 1972

L

LaGrade, Morris (RB)—Tampa 1975
LaPorta, Phil (T)—Penn State 1974-75
Lawson, Odell (RB)—Langston 1973-74
Lee, Bivian (CB)—Prairie View 1971-75
Leggett, Earl (DT)—LSU 1967-68
Lemon, Mike (LB)—Kansas 1975
Lewis, Gary (RB)—Arizona St 1970
Lewis, Gary (NT)—Oklahoma St 1983
Lewis, Marvin (RB)—Tulane 1982
Lewis, Reggie (DE)—San Diego St 1983-84
Lewis, Rodney (CB)—Nebraska 1982-84
Leyboldt, John (K)—None 1978
Linden, Errol (T)—Houston 1969-70
Linhardt, Toni (K)—Austria Tech 1972
Livingston, Andy (RB)—Phoenix JC 1969-70
Logan, Obert (S)—Trinity 1967
Long, Dave (DE)—Iowa 1969-72
Looney, Joe Don (RB)—Oklahoma 1969
Lorick, Tony (RB)—Arizona St 1968-69
Lyons, Dicky (S)—Kentucky 1970

Mc

McCall, Don (RB)—USC 1967-68, 1970
McClard, Bill (K)—Arkansas 1973-75
McCormick, Dave (T)—LSU 1967-68
McCullough, Earl (WR)—USC 1974
McGill, Ralph (S)—Tulsa 1978-79
McNeill, Tom (P)—Stephen F. Austin 1967-69
McNeill, Rod (RB)—USC 1974-75
McQuay, Leon (RB)—Tampa 1976

M

Manning, Archie (QB)—Miss 1971-75, 1977-82
Marshall, Jim (S)—Tennessee St 1977
Marshall, James (DB)—Jackson St 1980
Martin, Chris (LB)—Auburn 1983
Martin, D'artagnan (CB)—Kentucky 1971-72
Martini, Rich (WR)—Cal-Davis 1981
Maurer, Andy (G)—Oregon 1974
Mauti, Rich (WR)—Penn State 1977-83
Mathis, Reggie (LB)—Oklahoma 1979-80
Maxson, Alvin (RB)—SMU 1974-76
Merlo, Jim (LB)—Stanford 1973-79
Meseroll, Mark (T)—Florida St 1978
Middleton, Rick (LB)—Ohio St 1974-76
Mike-Mayer, Steve (K)—Maryland 1978
Miller, Junior (TE)—Nebraska 1984
Minor, Lincoln (RB)—New Mexico St 1973
Montgomery, Marv (T)—USC 1976-77
Moers, Doug (DE)—Whittier 1971-72
Moore, Jerry (S)—Arizona 1973-74
Moore, Reynaud (CB)—UCLA 1971
Mooring, John (T)—Tampa 1974
Morgan, Mike (LB)—LSU 1969-70
Morrison, Don (T)—Texas-Arlington 1971-77
Muncie, Chuck (RB)—California 1976-80
Myers, Tommy (S)—Syracuse 1972-81

N

Nairne, Rob (LB)—Oregon 1981-83
Neal, Richard (DE)—Southern 1969-72, 1978
Nevett, Elijah (CB)—Clark 1967-70
Newland, Bob (WR)—Oregon 1971-74

Newsome, Billy (DE)—Grambling 1973-74
Ninowski, Jim (QB)—Michigan St 1969
Nyval, Vic (RB)—N.W. Louisiana 1970

O

Ogden, Ray (WR)—Alabama 1967
O'Neal, Steve (P)—Texas A&M 1973
Otis, Jim (RB)—Ohio St 1970
Oubre, Louis (G)—Oklahoma 1982-84
Owens, Artie (WR)—West Virginia 1980
Owens, Joe (DE)—Alcorn A&M 1971-75
Owens, Tinker (WR)—Oklahoma 1976, 1978-80

P

Palmer, Dick (LB)—Kentucky 1973
Parker, Joel (WR)—Florida 1974-77
Parker, Steve (DE)—Idaho 1980
Parks, Dave (TE)—Texas Tech 1968-72
Partridge, Rick (P)—Utah 1979-80
Perry, Vernon (S)—Jackson St 1983
Phillips, Jess (RB)—Michigan St 1973-74
Pietrzak, Jim (C)—Eastern Michigan 1979-84
Plitts, Elijah (RB)—Phliander Smith 1970
Poage, Ray (TE)—Texas 1967-70
Pollard, Bob (DE)—Weber St 1971-77
Preece, Steve (DB)—Oregon St 1969
Price, Elex (DT)—Alcorn St 1973-80
Proft, Joe (RB)—Northeast Louisiana 1973
Prudhomme, Remi (G-C)—LSU 1971

R

Ramsey, Nate (S)—Indiana 1973
Ramsey, Steve (QB)—North Texas St 1970
Rasley, Rocky (G)—Oregon St 1974
Ray, Ricky (CB)—Norfolk St 1979-80
Reaves, Ken (CB)—Norfolk St 1974
Rebowe, Rusty (LB)—Nicholls St 1978
Reese, Don (DE)—Jackson St 1978-80
Rengel, Mike (DT)—Hawaii 1969
Ricardo, Benny (K)—San Diego St 1980-81
Rice, Floyd (LB)—Alcorn St 1978
Richey, Mike (T)—North Carolina 1970
Riley, Preston (WR)—Memphis St 1973
Rissmer, Ray (T)—Georgia 1967
Roaches, Carl (KR)—Texas A&M 1985
Roberts, Walt (WR)—San Jose St 1967
Robinson, Craig (T)—Houston 1972-73
Robinson, Virgil (RB)—Grambling 1971
Rogers, George (HB)—South Carolina 1981-84
Rogers, Jimmy (RB)—Oklahoma 1979-84
Rogers, Steve (RB)—LSU 1975
Rose, George (CB)—Auburn 1967
Roussel, Tom (LB)—Southern Mississippi 1971-72
Rowe, Dave (DT)—Penn State 1967-70
Ryzek, Paul (C)—Virginia 1981

S

Sandeman, Bill (T)—Pacific 1967
Saul, Bill (LB)—Penn State 1969
Scarpati, Joe (DB)—North Carolina St 1970
Schmidt, Roy (G)—Long Beach St 1967-68
Schmidt, Terry (CB)—Ball St 1974-75
Schultz, Randy (RB)—St. Coll. of Iowa 1967-68
Schumacher, Kurt (G)—Ohio St 1975-77
Schwartz, Don (SS)—Washington St 1978-80
Schweda, Brian (DE)—Kansas 1967-68
Scott, Bobby (QB)—Tennessee 1973-82
Scott, Lindsay (WR)—Georgia 1982-85

Seal, Paul (TE)—Michigan 1974-76
Shaw, Bob (WR)—Winston-Salem St 1970
Shinner, John (G)—Xavier (Ohio) 1969-70
Shy, Don (RB)—San Diego St 1969
Simmons, Dave (LB)—Georgia Tech 1967
Simmons, Jerry (WR)—Bethune-Cookman 1967
Simonini, Ed (LB)—Texas A&M 1982
Slaughter, Chuck (T)—South Carolina 1982
Smith, Royce (G)—Georgia 1972-73
South, Ronny (CB)—Arkansas 1968
Spencer, Maurice (CB)—North Carolina 1974-78
Spivey, Mike (CB)—Colorado 1980-81
Stabler, Ken (QB)—Alabama 1982-84
Stauch, Scott (RB)—UCLA 1981
Stemrick, Greg (CB)—Colorado St 1983
Stevens, Howard (RB)—Louisville 1973-74
Stewart, Jimmy (SS)—Tulsa 1977
Stickle, Monty (TE)—Notre Dame 1968
Steive, Terry (G)—Wisconsin 1976-77
Stincio, Tom (LB)—Michigan 1972
Stonebreaker, Steve (LB)—Detroit 1967-68
Strachan, Mike (RB)—Iowa St 1975-80
Strand, Eli (G)—Iowa St 1967
Strong, Jim (RB)—Houston 1971-72
Sturm, Jerry (T-C)—Illinois 1967-70
Sturt, Fred (G)—Bowling Green 1978-81
Sutherland, Doug (G)—Wisconsin St 1970
Sweetan, Karl (CB)—Wake Forest 1968
Swinney, Clovis (DT)—Arkansas St 1970
Szaro, Rich (K)—Harvard 1975-78
Szymakowski, Dave (WR)—West Texas St 1968

T

Talbert, Don (T)—Texas 1969-70
Taylor, James (T)—Missouri 1978-81
Taylor, Jim (RB)—LSU 1967
Taylor, Mike (T)—USC 1969-70
Thaxton, James (TE)—Tennessee St 1976-77
Thomas, Charlie (KR)—Tennessee St 1975
Thomas, Speedy (WR)—Utah 1973-74
Thompson, Audra (WR)—East Texas St 1981-82
Thompson, Bobby (S)—Arizona 1969
Thompson, Dave (T)—Clemson 1974-75
Thorpe, Don (NT)—Illinois 1984
Tilleman, Mike (DT)—Montana 1967-70
Townes, Willie (DE)—Tulsa 1970
Tyler, Toussaint (RB)—Washington 1981-82

V

Vanderbundt, Skip (LB)—Oregon St 1978
Vandersea, Phil (LB)—Massachusetts 1967
Van Wagner, Jim (FB)—Michigan Tech 1978

W

Walker, Mike (DE)—Tulane 1971
Ward, Carl (S)—Michigan 1969
Ward, Chris (T)—Ohio St 1984
Washington, Dave (LB)—Alcorn St 1980
Watson, John (T)—Oklahoma 1977-79
Watson, Mike (T)—Miami (O.) 1977
Weatherspoon, Cephus (WR)—Fl. Lewis Col 1972
Welch, Claxton (RB)—Oregon 1970
Wendryhoski, Joe (C)—Illinois 1967-68
Westbrooks, Greg (LB)—Colorado 1975-77
Wheelwright, Ernie (RB)—So. Illinois 1967-70
Whitaker, Creston (WR)—North Texas St 1972
Whitsell, Dave (S)—Indiana 1967-69
Whittingham, Fred (LB)—Cal Poly-SLO 1967-68
Wickert, Tom (G)—Washington St 1975-76
Wicks, Bob (WR)—Utah St 1974
Williams, Brooks (TE)—North Carolina 1978-81
Williams, Del (G)—Florida St 1967-73
Williams, Richard (WR)—Abilene Christian 1974
Willis, Len (WR)—Ohio St 1977
Wilson, Tim (FB)—Maryland 1983-84
Winans, Jeff (DT)—USC 1970
Winslow, Doug (WR)—Drake 1973
Winston, Dennis (LB)—Arkansas 1982-85
Wood, Gary (QB)—Cornell 1967
Woods, Robert (T)—Tennessee St 1977-80
Woodson, Marv (S)—Indiana 1969
Wyatt, Doug (S)—Tulsa 1970-72

Y

Yepremian, Garo (K)—None 1979
Youngblood, George (S)—Los Angeles St 1967-68

Z

Zanders, Emanuel (G)—Jackson St 1974-80

SAINTS RETIRED NUMBERS

Only two numbers on the Saints roster have been retired. Defensive end Doug Atkins, the former University of Tennessee all-American, joined the Saints in 1967 and retired in 1969. Jim Taylor, all-Pro running back, played in a Saints uniform in 1967. Both Atkins' no. 81 and Taylor's no. 31 are retired. Atkins and Taylor are members of the NFL's Hall of Fame.

Saints Leaders By Years

	RUSHING				
	Att.	Yds.	Avg.	Long	TD
1967—Jim Taylor	130	390	3.0	16	2
1968—Don McCall	155	637	4.1	48	4
1969—Andy Livingston	181	761	4.2	18	5
1970—Tony Baker	82	337	4.1	27	5
1971—Jim Strong	95	404	4.3	39	3
1972—Bob Gresham	120	381	3.2	23	3
1973—Jess Phillips	198	663	3.3	20	0
1974—Alvin Maxson	165	714	4.3	66t	2
1975—Mike Strachan	161	668	4.1	21	2
1976—Chuck Muncie	148	652	4.4	51	2
1977—Chuck Muncie	201	811	4.0	36	6
1978—Tony Galbreath	186	635	3.4	20	5
1979—Chuck Muncie	238	1198	5.0	69t	11
1980—Jimmy Rogers	80	366	4.6	24	1
1981—George Rogers	378	1674	4.4	79t	13
1982—George Rogers	122	535	4.4	38	3
1983—George Rogers	256	1144	4.5	76t	5
1984—George Rogers	239	914	3.8	28	2
1985—Wayne Wilson	168	645	3.8	41t	1

LONGEST RUNS

1967—Don McCall, 48t at Washington 12-17
1968—Don McCall, 48 vs. Washington 9-22
1969—Tony Baker, 54 at St. Louis 11-2
1970—Tony Baker, 27 at St. Louis 10-11
1971—Jim Strong, 39 at San Francisco 11-14
1972—Bill Butler, 27 at Atlanta 11-12
1973—Archie Manning, 23 at Los Angeles 11-11
1974—Alvin Maxson, 66t vs. St. Louis 12-8
1975—Steve Rogers, 22 vs. Chicago 12-21
1976—Tony Galbreath, 74t at Kansas City 9-26
1977—Chuck Muncie, 36 vs. Los Angeles 10-30
1978—Chuck Muncie, 28 at Atlanta 11-26
1979—Chuck Muncie, 69t vs. Atlanta 9-2
1980—Tony Galbreath, 26 at Los Angeles 9-2
1981—George Rogers, 79t at Cleveland 10-18
1982—George Rogers, 38 at San Francisco 11-28
1983—George Rogers, 76t vs. St. Louis 9-4
1984—Hokie Gajan, 62t at Dallas 10-21
1985—Earl Campbell, 45 at Atlanta 12-22

	PASSING					Int	TD
	Att.	Comp.	Yards	Pct.	Long		
1967—Gary Cuozzo	260	134	1562	.515	49	12	7
1968—Billy Kilmer	315	167	2060	.530	51	17	15
1969—Billy Kilmer	360	193	2532	.536	52	17	20
1970—Billy Kilmer	237	135	1557	.569	46	17	6
1971—Edd Hargett	210	96	1191	.457	49	5	6
1972—Archie Manning	448	230	2781	.513	66t	21	18
1973—Archie Manning	267	140	1642	.524	65t	12	10
1974—Archie Manning	261	134	1429	.513	79t	16	6
1975—Archie Manning	338	159	1685	.470	71t	17	7
1976—Bobby Douglass	212	103	1288	.486	74	8	4
1977—Archie Manning	205	113	1284	.551	59t	9	8
1978—Archie Manning	471	291	3416	.618	71t	16	17

1979—Archie Manning	420	252	3169	.600	85	20	15
1980—Archie Manning	509	309	3716	.607	56	20	23
1981—Archie Manning	232	134	1447	.578	55	11	5
1982—Ken Stabler	189	117	1343	.619	48	10	6
1983—Ken Stabler	311	176	1988	.566	48	18	9
1984—Richard Todd	312	161	2178	.516	74	19	11
1985—Dave Wilson	293	145	1843	.495	50	15	11

LONGEST COMPLETION

1967—96, Billy Kilmer to Walter Roberts at Philadelphia 11-19
1968—51, Billy Kilmer to Jim Hester vs. Pittsburgh 12-15
1969—70, Jim Ninowski to Don Shy at Los Angeles 10-5
1970—49, Edd Hargett to Bob Shaw at Cincinnati 11-29
1971—63, Archie Manning to Danny Abramowicz at Houston 10-3
1972—66t, Archie Manning to Dave Parks at N.Y. Giants 10-8
1973—65t, Archie Manning to Jubilee Dunbar at Los Angeles 11-11
1974—79t, Archie Manning to Bob Newland vs. Los Angeles 11-17
1975—71t, Archie Manning to Larry Burton vs. Atlanta 11-2
1976—74, Bobby Douglass to Tinker Owens vs. San Francisco 12-12
1977—59t, Archie Manning to Henry Childs vs. Green Bay 9-18
1978—71t, Archie Manning to Larry Hardy at Atlanta 11-26
1979—85, Archie Manning to Wes Chandler at San Francisco 9-23
1980—56, Archie Manning to Brook Williams vs. Atlanta 10-19
1981—55, Archie Manning to Wayne Wilson at Cleveland 10-18
1982—48, Ken Stabler to Aundra Thompson at Chicago 9-19
1983—48, Ken Stabler to Kenny Duckett at Los Angeles 9-11
1984—74, Richard Todd to Tyrone Young at Chicago 10-7
1985—76t, Bobby Hebert to Eugene Goodlow vs. San Francisco 12-15

RECEIVING

	No.	Yds.	Avg.	Long	TD
1967—Danny Abramowicz	50	721	14.4	80	6
1968—Danny Abramowicz	54	890	16.4	47	7
1969—Danny Abramowicz	73	1051	13.9	49	7
1970—Danny Abramowicz	55	906	16.5	48	5
1971—Danny Abramowicz	37	657	17.8	63	5
1972—Bob Newland	47	579	12.3	42	2
1973—John Beasley	31	280	9.0	22	1
1974—Alvin Maxson	42	294	7.0	22	1
1975—Alvin Maxson	41	234	5.7	33	0
1976—Tony Galbreath	54	420	7.8	35	1
1977—Tony Galbreath	41	265	6.5	30	0
1978—Tony Galbreath	74	582	7.9	35	2
1979—Wes Chandler	65	1069	16.4	85	6
1980—Wes Chandler	65	975	15.0	50	6
1981—Jack Holmes	38	206	5.4	19	0
1982—Jeff Groth	30	383	12.8	39	1
1983—Jeff Groth	49	585	11.9	42	1
1984—Hokie Gajan	35	288	8.2	51	2
1985—Hoby Brenner	42	652	15.5	30	3

HIGHEST AVERAGE GAIN (Per Reception)

1967—22.6, Walt Roberts (17 for 834, 3 TDs)
1968—17.6, Jim Hester (17 for 300, 2 TDs)
1969—16.2, Al Dodd (37 for 600, 1 TD)
1970—17.3, Al Dodd (28 for 484, 1 TD)
17.2, Dave Parks (26 for 447, 2 TDs)
1971—19.9, Al Dodd (15 for 298, 0 TD)
1972—17.6, Danny Abramowicz (38 for 668, 7 TDs)
1973—19.4, Jubilee Dunbar (23 for 447, 4 TDs)
1974—18.1, Bob Newland (27 for 490, 2 TDs)

1975—19.1, Larry Burton (16 for 305, 2 TDs)
 1976—20.1, Tinker Owens (12 for 241, 1 TD)
 1977—18.9, Don Herrmann (31 for 586, 0 TD)
 1978—16.4, Henry Childs (53 for 869, 4 TDs)
 1979—16.6, Henry Childs (51 for 846, 5 TDs)
 1980—18.7, Ike Harris (37 for 692, 6 TDs)
 1981—19.0, Jeff Groth (20 for 380, 1 TD)
 1982—17.5, Rich Mauti (4 for 70, 0 TD)
 17.3, Aundra Thompson (8 for 138, 1 TD)
 1983—14.9, Kenny Duckett (19 for 283, 2 TDs)
 1984—20.6, Tyrone Young (29 for 597, 3 TDs)
 1985—18.8, Eugene Goodlow (32 for 603, 3 TDs)

INTERCEPTIONS

	No.	Yds.	Avg	Long	TD
1967—Dave Whitsell	10	178	17.8	41t	2
1968—Dave Whitsell	6	50	8.3	32	0
1969—Elijah Nevett	3	20	6.6	20	0
1970—Hugo Hollas	5	79	15.8	29	0
1971—Delles Howell	5	56	11.2	25	0
1972—Bivian Lee	4	65	16.3	32	0
1973—Ernie Jackson	3	40	13.3	23	0
Tommy Myers	3	33	11.0	20	0
Jim Merlo	3	25	8.3	16	0
Bivian Lee	3	23	7.7	12	0
1974—Ernie Jackson	4	53	13.3	28	0
Terry Schmidt	4	27	6.8	24	1
1975—Tommy Myers	5	83	16.6	29	0
1976—Jim Merlo	4	142	35.5	83t	2
1977—Chuck Crist	4	6	1.5	2	0
1978—Tommy Myers	6	167	27.8	97t	1
1979—Tommy Myers	7	127	18.1	52	1
1980—Tommy Myers	5	96	19.2	48	0
1981—Dave Waymer	4	54	13.5	31	0
1982—Russell Gary	2	25	12.5	19	0
Dennis Winston	2	-2	-1.0	0	0
1983—Johnnie Poe	7	146	20.9	31t	1
1984—Dave Waymer	4	9	2.3	9	0
1985—Dave Waymer	6	49	8.2	28	0

SCORING

	TD	FG	PAT	Points
1967—Charlie Durkee	—	14-32	27-27	69
1968—Charlie Durkee	—	19-37	27-27	84
1969—Tom Dempsey	—	22-41	33-35	99
1970—Tom Dempsey	—	18-34	16-17	70
1971—Charlie Durkee	—	16-23	24-25	72
1972—Danny Abramowicz	7	—	—	42
1973—Bill McClard	—	13-24	9-9	48
1974—Bill McClard	—	9-16	19-20	46
1975—Rich Szaro	—	10-16	16-17	46
1976—Rich Szaro	—	18-23	25-29	79
1977—Henry Childs	9	—	—	54
1978—Tony Galbreath	7	—	—	42
Chuck Muncie	7	—	—	42
1979—Garop Yepremian	—	12-16	39-40	75
1980—Benny Ricardo	—	10-17	31-34	61
1981—George Rogers	13	—	—	78
1982—Wayne Wilson	5	—	—	30
1983—Morten Andersen	—	18-24	37-38	91
1984—Morten Andersen	—	20-27	34-34	94
1985—Morten Andersen	—	31-35	27-29	120

PUNT RETURNS

	No.	Yds.	Avg.	Long	TD
1967—Walter Roberts	11	50	4.5	11	0
1968—John Gilliam	15	60	4.0	21	0
1969—Al Dodd	15	106	7.1	21	0
1970—Al Dodd	14	129	9.2	41	0
1971—Al Dodd	13	88	6.8	14	0
1972—Tommy Myers	9	43	4.8	10	0
1973—Howard Stevens	17	171	10.1	37	0
1974—Howard Stevens	37	376	10.2	40	0
1975—Gil Chapman	17	207	12.2	42	0
1976—Pete Athas	35	332	9.5	67	0
1977—Rich Mauti	38	281	7.4	33	0
1978—Wes Chandler	34	233	6.9	32	0
1979—Rich Mauti	38	281	7.4	33	0
1980—Rich Mauti	11	111	10.1	18	0
1981—Jeff Groth	37	436	11.8	36	0
1982—Jeff Groth	21	144	6.9	18	0
1983—Jeff Groth	39	275	7.1	38	0
1984—Jitter Fields	27	236	8.7	61	0
1985—Willie Tullis	17	141	8.3	17	0

PUNTING

	No.	Yds.	Avg.	Long
1967—Tom McNeill	74	3174	42.9	66
1968—Tom McNeill	49	2009	41.0	58
1969—Ollie Cordill	42	1719	40.9	58
1970—Julian Fagan	77	3269	42.5	64
1971—Julian Fagan	77	3188	41.4	64
1972—Julian Fagan	71	2899	40.8	71
1973—Steve O'Neal	81	3375	41.7	71
1974—Tom Blanchard	88	3705	42.1	71
1975—Tom Blanchard	92	3776	41.0	61
1976—Tom Blanchard	101	3974	39.3	63
1977—Tom Blanchard	82	3474	42.4	66
1978—Tom Blanchard	84	3532	42.0	61
1979—Rick Partridge	57	2330	40.9	61
1980—Russell Erxleben	89	3499	39.2	57
1981—Russell Erxleben	66	2672	40.5	60
1982—Russell Erxleben	46	1976	43.0	60
1983—Russell Erxleben	74	3034	41.0	60
1984—Brian Hansen	69	3020	43.8	66
1985—Brian Hansen	69	3763	42.3	58

KICKOFF RETURNS

	No.	Yds.	Avg.	Long	TD
1967—Walter Roberts	28	737	26.3	91t	1
1968—Gene Howard	23	533	23.2	36	0
1969—Don Shy	16	447	27.9	57	0
1970—Al Dodd	15	319	21.3	32	0
1971—Virgil Robinson	19	443	23.3	51	0
1972—Margene Adkins	43	1020	23.7	61	0
1973—Howard Stevens	26	590	22.7	48	0
1974—Howard Stevens	33	749	22.7	41	0
1975—Gil Chapman	28	614	21.9	36	0
1976—Tony Galbreath	20	399	19.9	32	0
1977—Clarence Chapman	15	385	25.7	92t	1
1978—Wes Chandler	32	760	23.8	38	0
1979—Rich Mauti	36	801	22.2	39	0
1980—Jimmy Rogers	41	930	22.9	88	0
1981—Wayne Wilson	31	722	23.3	57	0
1982—Aundra Thompson	10	211	21.1	35	0
1983—Kenny Duckett	33	719	21.8	61	0
1984—Tyrone Anthony	22	490	22.3	64	0
1985—Willie Tullis	23	480	20.9	62	0

Saints All-Time Leaders

RUSHING

	Att.	Yds.	Avg.	Long	TD
1. George Rogers (1981-84)	995	4,267	4.3	79t	23
2. Chuck Muncie (1976-80)	787	3,386	4.3	69t	28
3. Tony Galbreath (1976-80)	760	2,865	3.8	74t	27
4. Wayne Wilson (1979-85)	656	2,458	3.7	41t	16
5. Archie Manning (1971-82)	358	2,058	5.7	27	18
6. Mike Strachan (1975-80)	471	1,899	4.0	31	14
7. Hokie Gajan (1982-85)	252	1,358	5.4	62t	11
8. Jess Phillips (1973-74)	372	1,219	3.3	20	2
9. Alvin Maxson (1974-76)	338	1,205	3.6	66t	6
10. Tony Baker (1968-71)	249	1,106	4.4	54t	2

PASSING

	Att.	Comp.	Yds.	Pct.	TD	Int.
1. Archie Manning (1971-82)	3,335	1,849	21,734	55.4	115	156
2. Billy Kilmer (1967-70)	1,116	592	7,490	53.0	47	62
3. Dave Wilson (1981-85)	647	344	4,318	53.1	26	34
4. Ken Stabler (1983-84)	570	326	3,670	57.2	17	33
5. Bobby Scott (1973-82)	500	237	2,781	47.4	15	29

RECEIVING

	No.	Yds.	Avg.	Long	TD
1. Danny Abramowicz (1967-73)	309	4,875	15.7	80t	37
2. Tony Galbreath (1976-80)	284	2,221	7.8	38	6
3. Henry Childs (1974-80)	207	3,220	15.6	59t	25
4. Wes Chandler (1978-81)	182	2,801	15.4	85t	15
5. Wayne Wilson (1979-85)	178	1,520	8.5	55	14
6. Dave Parks (1968-72)	149	2,264	15.2	66	16
7. Jeff Groth (1981-85)	147	2,073	14.1	56t	5
8. Hoby Brenner (1982-85)	134	2,094	15.6	57t	12
9. Chuck Muncie (1976-80)	125	1,086	8.7	35	1
10. Bob Newland (1971-74)	124	1,877	15.1	79t	8

SCORING

	TD	PAT	FG	Total
1. Morten Andersen (1982-85)	—	104	71	317
2. Charlie Durkee (1967-68, 71-72)	—	87	52	243
3. Danny Abramowicz (1967-73)	37	—	—	222
4. Tony Galbreath (1967-80)	33	1	2	205
5. Rich Szaro (1975-78)	—	79	37	190
6. Wayne Wilson (1979-85)	30	—	—	180
7. Chuck Muncie (1976-80)	29	—	—	174
8. Tom Dempsey (1969-70)	—	49	40	169
9. Henry Childs (1974-80)	27	—	—	162
10. George Rogers (1981-84)	23	—	—	138

PUNTING

	No.	Avg.	Long
1. Brian Hansen (1984-85)	158	42.9	66
2. Tom McNeill (1967-69)	130	42.3	81
3. Steve O'Neal (1973)	81	41.7	71
4. Julian Fagan (1970-72)	225	41.6	71
5. Tom Blanchard (1974-78)	447	41.3	71
6. Rick Partridge (1979)	57	40.9	61
7. Ollie Cordill (1969)	42	40.9	58
8. Russell Erxleben (1979-83)	279	40.6	60

INTERCEPTIONS

	No.	Yds.	Avg.	Long	TD
1. Tommy Myers (1972-81)	36	621	17.3	97t	2
2. Dave Whitsell (1967-69)	19	242	12.7	41	2
3. Ernie Jackson (1972-77)	15	187	12.5	46	0
4. Dave Waymer (1980-85)	14	112	8.0	31	0
5. Johnnie Poe (1981-85)	12	225	18.8	40t	2
6. Hugo Hollas (1970-72)	11	149	13.5	29	0
7. Delles Howell (1970-72)	9	154	17.1	60	0
8. Bivian Lee (1972-75)	9	110	12.2	32	0
9. Frank Wattelet (1981-85)	9	101	11.2	35t	1

PUNT RETURNS

	No.	Yds.	Avg.	Long	TD
1. Gil Chapman (1975)	17	207	12.2	42	0
2. Howard Stevens (1973-74)	54	547	10.1	40	0
3. Pete Athas (1976)	35	332	9.5	40	0
4. Jitter Fields (1984)	27	236	8.7	61	0
5. Jeff Groth (1981-85)	104	887	8.5	38	0

KICKOFF RETURNS

	No.	Yds.	Avg.	Long	TD
1. Walt Roberts (1967)	28	737	26.3	91t	1
2. John Gilliam (1967-68, 77)	31	809	26.1	94t	1
3. Gene Howard (1968-69)	32	760	23.8	86	0
4. Margene Adkins (1972)	43	1,020	23.7	61	0
5. Wes Chandler (1978-81)	39	896	23.0	38	0
6. Rich Mauti (1977-83)	124	2,836	22.9	52	0
7. Wayne Wilson (1979-85)	69	1,583	22.9	75	0

FIELD GOALS

	Att.	Made	Pct.	Long
1. Morten Andersen (1982-85)	91	71	.780	55
2. Charlie Durkee (1967-68, 71-72)	101	52	.515	47
3. Tom Dempsey (1969-70)	75	40	.533	63
4. Rich Szaro (1975-78)	58	37	.638	50
5. Benny Ricardo (1980-81)	42	23	.548	47
6. Bill McClard (1973-75)	45	23	.511	47
7. Garo Yepremian (1979)	16	12	.750	44
8. Happy Feller (1972-73)	23	10	.435	46

Saints Big Days

100 YARDS RUSHING

Yds.	Att.	Player	Opponent	Date
206	24	George Rogers	St. Louis	9- 4-83
166	33	George Rogers	Dallas	12-19-82
162	29	George Rogers	Los Angeles Rams	9-13-81
161	22	Chuck Muncie	Atlanta	9- 2-79
161	24	George Rogers	@Los Angeles Rams	11- 8-81
160	34	Wayne Wilson	Miami	10- 2-83
160	35	Earl Campbell	@Minnesota	11-24-85
148	22	Alvin Maxson	St. Louis	12- 8-74
146	14	Tony Galbreath	@Kansas City	9-26-76
142	27	Andy Livingston	Washington	9-21-68
142	28	George Rogers	@Houston	11-22-81
138	33	Wayne Wilson	@Chicago	9-12-82
137	20	George Rogers	Atlanta	11- 6-83
134	17	George Rogers	Philadelphia	10-11-81
128	21	Chuck Muncie	Oakland	12- 3-79
127	16	Don McCall	Washington	9-22-68
126	25	Chuck Muncie	@Kansas City	9-26-76
124	32	George Rogers	Los Angeles	12-18-83
123	33	George Rogers	Kansas City	11-21-82
122	18	George Rogers	@Cleveland	10-18-81
120	23	George Rogers	Tampa Bay	11-29-81
117	18	Chuck Muncie	San Francisco	11-11-79
115	25	George Rogers	@San Francisco	9-27-81
114	21	George Rogers	@Buffalo	10-30-83
114	15	Jimmy Rogers	@Washington	10-26-80
113	26	Bob Gresham	@Green Bay	11-28-71
113	31	George Rogers	Cincinnati	10-25-81
113	11	Hokie Gajan	N. Y. Jets	11-21-83
110	14	Tony Baker	@St. Louis	11- 2-69
109	15	Chuck Muncie	Los Angeles	11-28-76
109	27	Mike Strachan	Atlanta	11- 2-75
108	24	Wayne Wilson	@San Francisco	9-29-85
108	31	Wayne Wilson	@Dallas	9-25-83
107	20	Chuck Muncie	N. Y. Jets	12- 4-77
107	30	George Rogers	San Francisco	12-20-81
105	24	Mike Strachan	Green Bay	10-12-75
103	18	Wayne Wilson	@Atlanta	10- 9-83
102	13	Chuck Muncie	@St. Louis	10-23-77
102	20	George Rogers	Atlanta	9- 2-84
100	20	Tony Galbreath	Los Angeles	10-30-77

250 YARDS PASSING

Yds.	Player	Att.	Comp.	Opponent	Date
377	Archie Manning	38	24	San Francisco	12- 7-80
355	Archie Manning	28	20	@San Francisco	9-23-79
345	Billy Kilmer	32	22	@St. Louis	11- 2-69
344	Archie Manning	32	22	@Pittsburgh	11- 5-78
333	Ken Stabler	43	29	Tampa Bay	12- 5-82
325	Dave Wilson	32	20	Cincinnati	12- 9-84
323	Archie Manning	32	23	Atlanta	10-19-80
314	Archie Manning	40	25	San Francisco	9- 7-80
314	Archie Manning	36	25	@Detroit	10-12-80
306	Archie Manning	40	25	Philadelphia	11- 9-80
301	Archie Manning	39	24	New England	12-21-80
295	Archie Manning	35	20	Philadelphia	10-29-72
294	Richard Todd	27	21	@Cleveland	10-28-84
292	Billy Kilmer	36	17	Pittsburgh	12-15-68
291	Archie Manning	45	28	@Green Bay	9- 9-79
287	Archie Manning	27	17	@San Francisco	10-22-72
285	Bobby Scott	35	16	@St. Louis	10-23-77
285	Archie Manning	34	24	Buffalo	9-12-80
284	Archie Manning	29	14	Atlanta	9- 2-79
279	Ken Stabler	39	25	Chicago	9-12-83
276	Billy Kilmer	37	22	Dallas	9-28-69
276	Archie Manning	31	18	@N.Y. Giants	10- 8-72
271	Ken Stabler	35	24	Atlanta	1- 2-83
268	Archie Manning	27	20	@Seattle	11-18-79
264	Archie Manning	31	14	@Atlanta	11-25-79
264	Richard Todd	29	14	St. Louis	9-23-84
263	Archie Manning	48	24	@Los Angeles	11- 2-80
262	Billy Kilmer	24	14	@Washington	12-17-67
261	Billy Kilmer	22	15	San Francisco	12-13-70

100 YARDS RECEIVING

Yds.	No.	Player	Opponent	Date
205	6	Wes Chandler	Atlanta	9- 2-79
165	8	Danny Abramowicz	@Cincinnati	11-29-70
159	4	Larry Burton	@Atlanta	11- 2-75
156	12	Danny Abramowicz	Pittsburgh	10-29-67
145	7	Al Dodd	@St. Louis	11- 2-69
144	7	Danny Abramowicz	@Washington	12-17-67
144	8	Henry Childs	@San Francisco	12- 7-80
140	7	Danny Abramowicz	San Francisco	12-13-70
140	8	Wes Chandler	Atlanta	10-19-80
139	9	Wes Chandler	Philadelphia	11- 9-80
131	6	Hoby Brenner	St. Louis	9-23-84
129	8	Danny Abramowicz	Pittsburgh	12-21-69
127	12	John Beasley	San Diego	11-18-73
127	4	Wes Chandler	@San Francisco	9-23-79
122	14	Tony Galbreath	@Green Bay	9-10-78
121	6	Henry Childs	@Seattle	11-18-79
120	4	Dave Parks	@N. Y. Giants	10- 8-72
119	4	Ike Harris	Philadelphia	11- 9-80

117	7	Wes Chandler	Atlanta	11-12-78
117	3	Henry Childs	@Atlanta	11-25-79
117	8	Wes Chandler	@Atlanta	9- 6-81
115	4	Paul Seal	Philadelphia	10-27-74
115	9	Danny Abramowicz	Baltimore	10-19-69
114	7	Dave Parks	@St. Louis	10-11-70
113	5	Danny Abramowicz	San Francisco	11-23-69
112	7	Henry Childs	@Green Bay	9- 9-79
111	6	Hoby Brenner	@Atlanta	10-20-85
110	5	Danny Abramowicz	San Francisco	9-26-71
110	5	Dave Parks	@San Francisco	10-22-72
109	2	Walt Roberts	Philadelphia	11-19-67
106	7	Tony Galbreath	Oakland	12- 3-79
106	6	Wes Chandler	@Detroit	10-12-80
105	6	Hoby Brenner	Chicago	9-18-83
105	9	Danny Abramowicz	@Atlanta	12- 7-69
103	6	Dave Parks	Pittsburgh	12-15-68
103	6	Wes Chandler	San Francisco	12- 3-78
103	6	Wes Chandler	Atlanta	11-25-79
103	6	Larry Hardy	San Francisco	9- 7-80
103	6	Lindsay Scott	St. Louis	9-12-82
101	8	Danny Abramowicz	@N.Y. Giants	10- 6-68
101	4	Tyrone Young	@Cleveland	10-28-84
101	3	Hoby Brenner	Cincinnati	12- 9-84
100	3	Henry Childs	@Atlanta	11-26-78

ON THE ROAD WITH THE SAINTS

Denver.....	Denver Marriott Southeast.....	303-758-7000
Houston.....	Stouffer's Greenway Plaza.....	713-629-1200
San Francisco.....	Hyatt Burlingame.....	415-342-7741
New York Giants.....	Meadowlands Hilton.....	201-348-6900
Indianapolis.....	Indianapolis Hilton.....	317-635-2000
New York Jets.....	Meadowlands Hilton.....	201-348-6900
St. Louis.....	Marriott's Pavillion.....	314-421-1776
Los Angeles Rams.....	Anaheim Marriott.....	714-750-8000
Atlanta.....	Marriott Marquis.....	404-521-0000
Minnesota.....	Minneapolis Hilton Inn.....	612-331-1900

SAINTS 'CONSECUTIVE' RECORDS

INDIVIDUAL

Games Played:

- 103 Joe Federspiel (1973-80)
- 83 Danny Abramowicz (1967-73)

Games, Scoring Points:

- 41 Charlie Durkee (1967-68, 1971, last 12 games; 1972, first game)

Games, Scoring Touchdown:

- 4 Chuck Muncie 1979 (11th to 14th game)

Games, Scoring Field Goal:

- 12 Tom Dempsey 1969 (1st to 12th game)

Games, Rushing Touchdown:

- 4 Chuck Muncie 1979 (11th to 14th game)

Games, Rushing for One Hundred or More Yards:

- 3 George Rogers, 1981 (6th, 7th and 8th games)
- 3 Wayne Wilson, 1983 (4th, 5th and 6th games)

Games, Passing Touchdown:

- 12 Archie Manning (1978, last 4 games; 1979, 1st to 9th game)

Games, None Intercepted:

- 3 Billy Kilmer 1969; Archie Manning 1971, 1973, 1978, 1979

Passes Completed:

- 15 Archie Manning 1979 (7th and 8th games)

Games, Pass Reception:

- 79 Danny Abramowicz (1967-73)

Points After Touchdown:

- 66 Charlie Durkee (1967-68, 1971)

Field Goals Made:

- 14 Morten Andersen, 1985

TEAM

Wins, Regular Season:

- 3 (1969, 1978, 1979, 1982, 1985)

Wins, Preseason:

- 5 (1967)

Losses, Regular Season:

- 14 (1980)

SAINTS HAVE INSIDE SCHEDULE IN 1986

In addition to ten home games in the Superdome, the Saints face three road opponents in domed stadiums; Houston August 23; Indianapolis October 12; and Minnesota December 21.

SAINTS ATTENDANCE

Year	COMBINED		HOME		ROAD	
	Total	Avg.	Total	Avg.	Total	Avg.
1967	890,405	63,600	528,242	75,463	362,163	51,738
1968	884,123	63,151	519,426	74,203	374,697	53,528
1969	921,972	65,855	521,133	74,447	400,839	57,262
1970	843,342	60,238	483,234	69,033	360,108	51,444
1971	932,267	66,590	550,578	78,654	381,589	54,512
1972	880,545	62,896	467,686	66,812	421,859	60,266
1973	839,914	59,993	451,566	64,509	388,348	55,478
1974	829,873	59,277	452,236	64,605	377,637	53,948
1975	767,274	56,805	396,409	56,634	370,935	52,990
1976	714,135	51,010	359,631	51,376	354,504	50,643
1977	665,989	47,510	334,502	47,786	321,487	45,927
1978	850,418	53,151	457,607	57,201	392,811	49,101
1979	939,148	58,697	495,260	61,907	443,915	55,489
1980	808,612	50,538	385,815	48,227	422,797	52,850
1981	891,207	55,700	440,708	55,089	450,499	55,700
1982	467,978	51,988	255,726	51,145	212,252	53,063
1983	896,678	56,042	529,878	66,235	366,800	45,850
1984	884,258	55,266	472,625	59,078	411,633	51,454
1985	799,050	49,941	388,795	48,599	410,255	51,282

LARGEST HOME CROWD TULANE STADIUM

1967	83,437	vs.	Dallas, 11-12 (Lost—10-27)
		vs.	Atlanta, 11-26 (Won—27-24)
1968	84,728	vs.	Dallas, 11-3 (Lost—3-17)
1969	80,636	vs.	Baltimore, 10-19 (Lost—10-30)
1970	77,681	vs.	Los Angeles, 11-1 (Lost—17-30)
1971	83,130	vs.	Minnesota, 11-21 (Lost—10-23)
1972	70,793	vs.	Kansas City, 9-25 (Lost—17-20)
1973	74,770	vs.	Buffalo, 11-4 (Won—13-0)
1974	74,289	vs.	Miami, 11-10 (Lost—0-21)

SUPERDOME

1975	61,497	vs.	Minnesota, 11-16 (Lost—7-20)
1976	61,413	vs.	Dallas, 9-19 (Lost—6-24)
1977	59,023	vs.	Los Angeles, 10-30 (Won—27-26)
1978	70,323	vs.	Atlanta, 11-12 (Lost—17-20)
1979	70,940	vs.	Atlanta, 9-2 (Lost—34-40) (OT)
1980	62,651	vs.	Atlanta, 10-19 (Lost—14-41)
1981	64,758	vs.	Pittsburgh, 10-4 (Lost—6-20)
1982	61,709	vs.	Tampa Bay, 12-5 (Lost—10-13)
1983	70,418	vs.	Los Angeles, 12-18 (Lost—24-26)
1984	66,652	vs.	Atlanta, 9-2 (Lost 28-36)
1985	57,760	vs.	Kansas City 9-8 (Lost 27-47)

NOTE: Largest Superdome audience was 72,434 for first preseason game of 1975 (Houston 13, New Orleans 7). Preseason attendance figures are unofficial.

LARGEST ROAD CROWD

1967	62,670	vs.	New York Giants, 10-8 (Lost—21-27)
1968	71,025	vs.	Cleveland, 11-10 (Lost—17-35)
1969	68,282	vs.	Dallas, 11-9 (Lost—17-33)

1970	66,410	vs.	Los Angeles, 12-6 (Lost—16-34)
1971	73,610	vs.	Los Angeles, 12-5 (Lost—28-45)
1972	66,303	vs.	Los Angeles, 9-17 (Lost—14-34)
1973	70,358	vs.	Los Angeles, 11-11 (Lost—7-29)
1974	64,178	vs.	Los Angeles, 9-22 (Lost—0-24)
1975	60,771	vs.	Los Angeles, 10-26 (Lost—14-38)
1976	61,685	vs.	Seattle, 11-21 (Won—51-27)
1977	53,482	vs.	Philadelphia, 11-6 (Lost—7-28)
1978	57,920	vs.	Dallas, 11-19 (Lost—7-27)
1979	74,482	vs.	Denver, 11-4 (Lost—3-10)
1980	78,147	vs.	Detroit, 10-12 (Lost—13-24)
1981	76,059	vs.	Cleveland, 10-18 (Lost—17-20)
1982	64,506	vs.	Dallas, 12-19 (Lost—7-21)
1983	62,136	vs.	Dallas, 9-25 (Lost—20-21)
1984	63,739	vs.	New York Giants, 12-15 (Won 10-3)
1985	74,488	vs.	Denver, 9-15 (Lost 23-34)

SUPER BOWL RESULTS

1966—Green Bay 35, Kansas City 10 at Los Angeles, Calif.
 1967—Green Bay 33, Oakland 14 at Miami, Fla.
 1968—New York Jets 16, Baltimore 7 at Miami, Fla.
 1969—Kansas City 23, Minnesota 7 at NEW ORLEANS, LA.
 1970—Baltimore 16, Dallas 13 at Miami, Fla.
 1971—Dallas 24, Miami 3 at NEW ORLEANS, LA.
 1972—Miami 14, Washington 7 at Los Angeles, Calif.
 1973—Miami 24, Minnesota 7 at Houston, Tex.
 1974—Pittsburgh 16, Minnesota 6 at NEW ORLEANS, LA.
 1975—Pittsburgh 21, Dallas 17 at Miami, Fla.
 1976—Oakland 32, Minnesota 14 at Pasadena, Calif.
 1977—Dallas 27, Denver 10 at NEW ORLEANS, LA.
 1978—Pittsburgh 35, Dallas 31 at Miami, Fla.
 1979—Pittsburgh 31, Los Angeles Rams 19 at Pasadena, Calif.
 1980—Oakland 27, Philadelphia 10 at NEW ORLEANS, LA.
 1981—San Francisco 26, Cincinnati 21 at Pontiac, Mich.
 1982—Washington 27, Miami 17 at Pasadena, Calif.
 1983—L.A. Raiders 38, Washington 9 at Tampa, Fla.
 1984—San Francisco 38, Miami 16 at Palo Alto, Calif.
 1985—Chicago 46, New England 10 at NEW ORLEANS, LA.

Saints Individual Records

Scoring

MOST POINTS

Lifetime —	317	Morten Andersen, 1982-85 (71 FGs, 104 PATs)
Season —	120	Morten Andersen, 1985 (31 FGs, 27 PATs)
Game —	18	Walt Roberts vs. Philadelphia 11-5-67 (3 TDs)
	18	Danny Abramowicz vs. San Francisco 9-26-71 (3 TDs)
	18	Archie Manning vs. Chicago 10-2-77 (3 TDs)
	18	Chuck Muncie vs. San Francisco 11-11-79 (3 TDs)
	18	George Rogers at Los Angeles Rams 11-8-81 (3 TDs)
	18	Wayne Wilson vs. Atlanta 1-2-83 (3 TDs)

MOST CONSECUTIVE GAMES SCORING

41	Charlie Durkee (first game 1967 through 14th game 1968; last 12 games 1971 through first game 1972)
----	---

MOST TOUCHDOWNS

Lifetime —	37	Danny Abramowicz, 1967-73
Season —	13	George Rogers, 1981
Game —	3	Walt Roberts vs. Philadelphia 11-15-67
	3	Danny Abramowicz vs. San Francisco 9-26-71
	3	Archie Manning vs. Chicago 10-2-77
	3	Chuck Muncie vs. San Francisco 11-11-79
	3	George Rogers at Los Angeles Rams 11-8-81
	3	Wayne Wilson vs. Atlanta 1-2-83

MOST FIELD GOALS

Lifetime —	71	Morten Andersen, 1982-85 (91 attempts)
Season —	31	Morten Andersen, 1985 (35 attempts)
Game —	5	Morten Andersen vs. Los Angeles Rams 12-1-85 (5 att.)

LONGEST FIELD GOAL

63	Tom Dempsey vs. Detroit 11-8-70 (NFL Record)
----	--

MOST POINTS AFTER TOUCHDOWN

Lifetime —	104	Morten Andersen, 1982-85 (107 attempts)
Season —	39	Garop Yepremian, 1979 (40 attempts)
Game —	6	Rich Szaro at Seattle 11-21-76 (6 attempts)

MOST CONSECUTIVE POINTS AFTER TOUCHDOWN

66	Charlie Durkee, 1967-68, 1971
----	-------------------------------

MOST FIELD GOAL ATTEMPTS (One Game)

7	Tom Dempsey vs. Philadelphia 11-30-69 (made 4)
---	--

MOST CONSECUTIVE FIELD GOALS

14	Morten Andersen, 1985
----	-----------------------

RECEIVING

MOST PASSES CAUGHT

Lifetime —	309	Danny Abramowicz, 1967-73
Season —	74	Tony Galbreath, 1978
Game —	14	Tony Galbreath at Green Bay 9-10-78

MOST TOUCHDOWN PASSES CAUGHT

Lifetime —	37	Danny Abramowicz, 1967-73
Season —	9	Henry Childs, 1977
Game —	3	Danny Abramowicz vs. San Francisco 9-26-71

MOST YARDS GAINED RECEIVING

Lifetime —	4,875	Danny Abramowicz, 1967-73
Season —	1,069	Wes Chandler, 1979 (65 catches)
Game —	205	Wes Chandler vs. Atlanta 9-2-79 (6 catches)

LONGEST PASS RECEIVED

96	Walt Roberts from Bill Kilmer at Philadelphia 11-19-67
----	--

PUNTING

MOST PUNTS

Lifetime —	447	Tom Blanchard, 1974-78 (41.3 avg.)
Season —	101	Tom Blanchard, 1976 (39.3 avg.)
Game —	12	Tom Blanchard vs. Minnesota 11-16-75 (42.9 avg.)

PASSING

MOST PASSES COMPLETED

Lifetime —	1,849	Archie Manning, 1971-82 (3,328 attempts)
Season —	309	Archie Manning, 1980 (509 attempts)
Game —	33	Archie Manning at Green Bay 9-10-78

Lifetime —	3,335	Archie Manning, 1971-82 (completed 1,848)
Season —	509	Archie Manning, 1980 (completed 309)
Game —	53	Archie Manning at Green Bay 9-10-78 (completed 33)

MOST PASSES HAD INTERCEPTED

Lifetime —	156	Archie Manning, 1971-82 (3,328 att., 1,848 comp.)
Season —	21	Archie Manning, 1972 (448 att.)
Game —	5	Archie Manning vs. Atlanta 9-16-73 (13 att.)
	5	Archie Manning vs. Los Angeles 10-7-79 (32 att.)

MOST YARDS GAINED PASSING

Lifetime —	21,734	Archie Manning, 1971-82 (3,328 att., 1,848 comp.)
Season —	3,716	Archie Manning, 1980 (509 att., 309 comp.)
Game —	377	Archie Manning at San Francisco 12-7-80 (38 att., 24 comp.)

LONGEST TOUCHDOWN PASS

80	Bill Kilmer to Danny Abramowicz at Washington 12-17-67
----	--

LONGEST NON-SCORING PASS

96	Bill Kilmer to Walt Roberts at Philadelphia 11-19-67
----	--

MOST TOUCHDOWN PASSES

Lifetime —	115	Archie Manning, 1971-82
Season —	23	Archie Manning, 1980
Game —	6	Bill Kilmer at St. Louis 11-2-69

BEST PASSING PERCENTAGE

Lifetime —	57.2	Ken Stabler, 1982-84 (500 att., 326 comp.)
Season —	61.9	Ken Stabler, 1982 (189 att., 117 comp.)
Game —	78.6	Archie Manning at Tampa Bay 10-14-79 (14 att., 11 comp.)

MOST TIMES THROWN ATTEMPTING TO PASS

Game —	9 Dave Wilson at San Francisco 11-13-83
	9 Dave Wilson at Los Angeles Rams 11-3-85

MOST YARDS LOST ATTEMPTING TO PASS

Game —	81 Archie Manning vs. San Diego 10-9-77
--------	---

RUSHING**MOST ATTEMPTS**

Lifetime —	995 George Rogers, 1981-84 (4,267 yds, 4.3 avg.)
Season —	378 George Rogers, 1981 (1,674 yds, 4.4 avg.)
Game —	35 Earl Campbell at Minnesota 11-24-85 (160 yds, 4.6 avg.)

MOST YARDS GAINED

Lifetime —	4,267 George Rogers, 1981-84 (995 att., 4.3 avg.)
Season —	1,674 George Rogers, 1981 (378 att., 4.4 avg.)
Game —	206 George Rogers vs. St. Louis 9-4-83 (24 att., 8.6 avg.)

LONGEST SCORING RUN FROM SCRIMMAGE

	79 George Rogers at Cleveland 10-18-81
--	--

LONGEST NON-SCORING RUN FROM SCRIMMAGE

	73 George Rogers vs. Philadelphia 10-11-81
--	--

BEST AVERAGE (100 or more Attempts)

Season —	6.0 Hokie Gajan, 1984 (615 yds, 102 att.)
----------	---

BEST AVERAGE (8 or more attempts)

Game —	10.5 Tony Galbreath vs. Kansas City 9-26-76
--------	---

TOTAL OFFENSE**MOST RUNNING AND PASSING PLAYS**

Game —	54 Archie Manning at Green Bay 9-10-78
	54 Archie Manning vs. New England 21-19-72

MOST TOTAL YARDS (does not include yards lost attempting to pass)

Game —	381 Archie Manning at San Francisco 12-7-80 (377 passing, 4 rushing)
--------	--

BEST AVERAGE GAIN PER PLAY

Game —	13.0 Bill Kilmer at Philadelphia 11-19-67 (12 plays, 156 yds)
--------	---

RETURNS, INTERCEPTIONS, RECOVERIES**MOST PUNT RETURNS**

Lifetime —	104 Jeff Groth, 1981-84 (887 yds)
Season —	39 Jeff Groth, 1983 (275 yds)
Game —	6 Pete Athas vs. Houston 10-3-76 (161 yds)

MOST YARDS PUNTS RETURNED

Lifetime —	887 Jeff Groth, 1981-84 (104 returns)
Season —	436 Jeff Groth, 1981 (37 returns)
Game —	161 Pete Athas vs. Houston 10-3-76 (6 returns)

LONGEST PUNT RETURN

61	Pete Athas vs. Houston 10-3-76
61	Jitter Fields vs. St. Louis 9-23-84

MOST KICKOFF RETURNS

Lifetime —	124 Rich Mauti, 1977-83 (2,636 yds)
Season —	43 Margene Adkins, 1972 (1,020 yds)
Game —	6 Walt Roberts at Baltimore 12-10-67 (123 yds)
	6 Rich Mauti vs. Atlanta 10-19-80 (137 yds)
	6 Rich Mauti vs. Philadelphia 9-16-79 (131 yds)
	6 Jimmy Rogers vs. Philadelphia 11-9-80 (138 yds)
	6 Jimmy Rogers at San Francisco 12-7-80 (127 yds)
	6 Jimmy Rogers vs. New England 12-21-80 (118 yds)

MOST YARDS ON KICKOFF RETURNS

Lifetime —	2,836 Rich Mauti, 1977-83 (124 returns)
Season —	1,020 Margene Adkins, 1972 (43 returns)
Game —	172 John Gilliam vs. Los Angeles 9-17-67 (4 returns)

LONGEST KICKOFF RETURN

94	John Gilliam vs. Los Angeles 9-17-67 (TD)
----	---

MOST PASS INTERCEPTIONS

Lifetime —	36 Tommy Myers, 1972-81 (returned 621 yds)
Season —	10 Dave Whitsell, 1967 (returned 178 yds)
Game —	3 Tommy Myers vs. Minnesota 9-3-78
	3 Dave Waymer vs. Philadelphia 10-6-85

MOST YARDS INTERCEPTIONS RETURNED

Lifetime —	621 Tommy Myers, 1972-81 (36 returns)
Season —	178 Dave Whitsell, 1967 (10 interceptions)
Game —	151 Tommy Myers vs. Minnesota 9-3-78 (3 returns)

LONGEST INTERCEPTION RETURN

97	Tommy Myers vs. Minnesota 9-3-78 (TD)
----	---------------------------------------

MOST OPPONENTS' FUMBLES RECOVERED

Lifetime —	10 Bob Pollard, 1971-76
Season —	5 Joe Federspiel, 1975
	5 Maurice Spencer, 1976
	5 Jack Del Rio, 1985
Game —	3 Maurice Spencer vs. Atlanta 10-10-76

MOST TIMES FUMBLED

Lifetime —	57 Archie Manning, 1971-82
Season —	13 George Rogers, 1981
Game —	3 Bill Kilmer at St. Louis 12-3-67
	3 Bill Kilmer vs. Cleveland 10-12-69
	3 Howard Stevens at Dallas 9-24-73
	3 Hokie Gajan vs. Tampa Bay 9-22-85

Saints Team Records

*Records set as a result of the (1982) nine-game season

OFFENSE

MOST YARDS GAINED

Season —	5,267	1979
Game —	519	at San Francisco 12-7-80 (143 rush, 376 pass)

MOST YARDS GAINED RUSHING

Season —	2,476	1979
Game —	307	at Los Angeles 11-8-81

MOST YARDS GAINED PASSING

Season —	3,648	1980
Game —	376	at San Francisco 12-7-80

FEWEST YARDS GAINED (Total Offense)

Season —	2,655	1982*
Game —	3,189	1975
	60	vs. Minnesota 11-16-75 (67 rush, -7 pass)

FEWEST YARDS GAINED RUSHING

Season —	1,193	1967
Game —	7	vs. San Francisco 10-1-72

FEWEST YARDS GAINED PASSING

Season —	1,398	1972
Game —	1,547	1975
	-15	at San Francisco 10-21-73

MOST RUSHING ATTEMPTS

Season —	595	1983
Game —	55	at Atlanta 10-20-74
	55	at San Francisco 10-15-78

HIGHEST AVERAGE PER RUSH

Season —	4.5	1979
Game —	6.8	at Kansas City 9-26-76
	6.8	vs. St. Louis 9-4-83

MOST TOTAL PLAYS

Season —	1,044	1984
Game —	86	vs. Green Bay 10-12-75

HIGHEST AVERAGE GAIN PER OFFENSIVE PLAY

Season —	5.7	1979
Game —	8.1	vs. Atlanta 9-2-79

FIRST DOWN

MOST FIRST DOWNS

Season —	315	1979
Game —	32	vs. Atlanta 1-2-83

FEWEST FIRST DOWNS

Season —	173	1982*
Game —	183	1970
	2	at San Francisco 10-21-73

MOST FIRST DOWNS RUSHING

Season —	160	1979
Game —	19	at Seattle 11-21-76

MOST FIRST DOWNS PASSING

Game —	18	vs. Tampa Bay 12-5-82
--------	----	-----------------------

MOST FIRST DOWNS BY PENALTY

Season —	31	1969 and 1971
Game —	5	Five times (last time at San Francisco 9-16-84)

SCORING

MOST POINTS

Season —	370	1979
Game —	51	at St. Louis 11-2-69
	51	at Seattle 11-21-76
Half —	42	at Tampa Bay 10-14-79
Quarter —	28	at Seattle 11-21-76
	28	vs. Oakland 12-3-79

MOST TOUCHDOWNS

Season —	46	1979
Game —	6	at St. Louis 11-2-69
	6	at Seattle 11-21-76
	6	at Chicago 10-2-77
	6	at Tampa Bay 10-14-79

MOST POINTS AFTER TOUCHDOWN

Season —	44	1979
Game —	6	at Seattle 11-21-76
	6	at Chicago 10-2-77
	6	at Tampa Bay 10-14-79

MOST TOUCHDOWNS RUSHING

Season —	28	1979
Game —	5	at Tampa Bay 10-14-79

MOST TOUCHDOWNS PASSING

Season —	26	1980
Game —	6	at St. Louis 11-2-69

MOST FIELD GOALS

Season —	31	1985
Game —	5	vs. Green Bay (Milw.) 11-28-71
	5	vs. Los Angeles Rams 12-1-85

LARGEST MARGIN OF VICTORY

Game —	30	Saints 30, Atlanta 0, 10-10-76
--------	----	--------------------------------

MOST CONSECUTIVE GAMES SCORING

43 First game 1967 through first game 1970

FEWEST POINTS SCORED

Season — 129 1982*
 Game — 163 1973

LONGEST WINNING STREAK

3 1969 (began with 25-24 win over New York Giants 11-11-69 and ended with 45-17 loss to Atlanta 12-7-69); 1978 (began with 14-7 win over San Francisco 10-15-78 and ended with 20-14 loss to Pittsburgh 11-5-78); 1979 (began with 42-14 win at Tampa Bay 10-14-79 and ended with 10-3 loss at Denver 11-4-79); 1982 (began with 10-0 win at Chicago 9-19-82 and ended with 13-10 loss vs. Tampa Bay 12-5-82); 1985 (began with 20-13 win over Tampa Bay 9-22-85 and ended with 23-13 loss at Los Angeles Raiders 10-13-85).

LONGEST LOSING STREAK

14 First games of 1980

PASSING**MOST PASSES COMPLETED**

Season — 334 1980 (566 attempts)
 Game — 33 vs. Green Bay 9-10-78 (53 attempts)

MOST PASSES ATTEMPTED

Season — 566 1980 (334 completions)
 Game — 53 at Green Bay 9-10-78 (33 completions)

BEST COMPLETION PERCENTAGE (10 or more passes)

Season — .614 1978 (479 att., 294 comp.)
 Game — .800 at Tampa Bay 10-14-79 (12 of 15)

FEWEST PASSES COMPLETED

Season — 137 1982*
 Game — 163 1973
 2 at San Francisco 10-15-78 (4 attempts)

FEWEST PASSES ATTEMPTED

Season — 248 1982*
 Game — 321 1977
 4 at San Francisco 10-15-78 (2 completions)

LOWEST COMPLETION PERCENTAGE

Season — .462 1975 (392 att., 181 comp.)

MOST PASSES HAD INTERCEPTED

Season — 29 1968 (439 attempts)
 Game — 6 vs. Atlanta 9-16-73 (24 attempts)

MOST TIMES SAINTS PASSERS THROWN FOR LOSSES

Season — 58 1985
 Game — 9 vs. Los Angeles 10-24-76
 9 at San Francisco 11-13-83
 9 at Los Angeles Rams 11-3-85

MOST YARDS LOST ATTEMPTING TO PASS

Season — 461 1985
 Game — 81 vs. San Diego 10-9-77

INTERCEPTIONS**MOST PASSES INTERCEPTED**

Season — 26 1979
 Game — 4 vs. Pittsburgh 10-29-67; vs. Philadelphia 11-30-69; vs. Chicago 12-20-70; at Baltimore 9-30-73; vs. Minnesota 9-3-78; vs. Detroit 10-21-79; at Los Angeles 11-8-81; at Dallas 9-25-83; vs. Philadelphia 10-6-85.

FEWEST PASSES INTERCEPTED

Season — 9 1982*
 12 1976, 1980

MOST YARDS INTERCEPTIONS RETURNED

Season — 412 1983 (23 returns)
 Game — 176 vs. Minnesota 9-3-78 (4 returns)

FUMBLES**MOST FUMBLES**

Season — 40 1981
 Game — 7 at Los Angeles 11-8-81

FEWEST FUMBLES

Season — 17 1982*
 19 1968

MOST OPPONENTS' FUMBLES RECOVERED

Season — 17 1976
 Game — 5 vs. Dallas 11-3-68; vs. Cleveland 12-12-71; at Atlanta 11-25-79

MOST FUMBLES LOST

Season — 22 1983
 Game — 4 vs. Minnesota 10-13-68

PUNT RETURNS**MOST PUNT RETURNS**

Game — 6 vs. Houston 10-3-76
 6 at San Francisco 9-27-81
 6 at Tampa Bay 10-23-83

MOST YARDS PUNTS RETURNED

Game — 161 vs. Houston 10-3-76 (6 returns)

KICKOFF RETURNS

MOST KICKOFF RETURNS

Game —	9	at Philadelphia 11-19-67 (231 yds)
	9	vs. San Francisco 10-1-72 (201 yds)

MOST YARDS KICKOFFS RETURNED

Game —	231	at Philadelphia 11-19-67 (9 returns)
--------	-----	--------------------------------------

PUNTING

MOST PUNTS

Season —	101	1976
Game —	12	vs. Minnesota 11-16-75

FEWEST PUNTS

Season —	46	1982*
Game —	0	vs. Atlanta 1-2-83

PENALTIES

MOST PENALTIES

Season —	112	1978 (1,044 yds)
Game —	14	vs. Minnesota 9-3-78 (132 yds)
	14	vs. St. Louis 9-4-83 (101 yds)
	14	vs. Philadelphia 10-6-85 (107 yds)

MOST YARDS PENALIZED

Season —	1,044	1978 (112 penalties)
Game —	142	at New York Giants 10-6-68 (12 penalties)

FEWEST PENALTIES

Season —	58	1973 (516 yds)
Game —	0	vs. Seattle 11-10-85

FEWEST YARDS PENALIZED

Season —	514	1982 (64 penalties)*
	515	1973 (58 penalties)

DEFENSE

MOST POINTS ALLOWED

Season —	487	1980
Game —	62	Atlanta 62 at Saints 7, 9-16-73
Half —	38	vs. Atlanta 9-16-73
Quarter —	28	at Philadelphia 11-19-67; at Chicago 10-10-71; vs. Los Angeles 10-7-79

FEWEST POINTS ALLOWED

Season —	160	1982*
Game —	263	1974
	0	Buffalo at Saints 13, 11-4-73; St. Louis at Saints 14, 12-8-74; Atlanta at Saints 30, 10-10-76; Saints 10 at Chicago, 9-19-82

MOST YARDS ALLOWED

Season —	6,218	1980
Game —	552	vs. Atlanta 9-2-79

FEWEST YARDS ALLOWED

Season —	2,607	1982*
Game —	3,795	1974
	133	at Houston 9-30-84

MOST YARDS ALLOWED RUSHING

Season —	3,106	1980
Game —	340	vs. Los Angeles 11-25-73

FEWEST YARDS ALLOWED RUSHING

Season —	974	1982*
Game —	1,758	1974
	24	vs. Washington 10-28-73

FEWEST RUSHES ATTEMPTED

Season —	255	1982*
Game —	419	1969
	13	at Minnesota 11-23-85 (59 yds)

LOWEST YIELD, YARDS PER RUSH

Season —	3.8	1975, 1982
Game —	1.3	vs. Washington 10-28-73

MOST NET YARDS ALLOWED PASSING

Season —	3,653	1985
Game —	395	vs. Kansas City 9-8-85

FEWEST NET YARDS ALLOWED PASSING

Season —	1,633	1982*
Game —	1,893	1977
	16	at New England 12-4-83

FEWEST PASSES ATTEMPTED

Season —	245	1982 (149 completions)*
Game —	333	1971 (175 completions)
	10	at New England 12-4-83 (3 completions)

FEWEST COMPLETIONS ALLOWED

Season —	149	1982 (245 attempts)*
Game —	152	1968 (366 attempts)
	3	at New England 12-4-83 (10 attempts)

LOWEST PCT. OPPONENTS' PASSES COMPLETED

Season —	.418	1968 (153 of 366)
Game —	.250	vs. Chicago 12-1-68 (5 of 20)

MOST TIMES OPPONENTS' PASSERS THROWN FOR LOSSES

Season —	56	1983
Game —	9	vs. Los Angeles Rams 12-1-85 (69 yds)

MOST YARDS LOST BY OPPONENTS' PASSER

Season —	437	1983 (56 sacks)
Game —	73	vs. Chicago 9-18-83 (8 sacks)

FEWEST TIMES TACKLED OPPONENTS' PASSER	
Season —	17 1970 (136 yds)
FEWEST YARDS LOST BY OPPONENTS' PASSER	
Season —	136 1970 (17 sacks)
FEWEST OFFENSIVE PLAYS (Rush and Pass)	
Season —	531 1982*
	823 1969
Game —	45 at Philadelphia 12-8-68
GREATEST MARGIN OF DEFEAT	
	55 Atlanta 62 at Saints 7, 9-16-73

CHRONOLOGY OF UNIFORM CHANGES

The following is a catalogue of uniform changes since the Saints' inception in 1966:

1967—Gold pants with black and white striping; black jerseys with gold numerals and white trim with white and gold piping on sleeves; white jerseys with gold numerals and black trim with black and gold piping on sleeves. Gold helmet with black Fleur-de-Lis on either side, and black and white striping down the middle.

1969—Preseason games only—Black helmets with gold Fleur-de-Lis on either side and gold and white striping down the middle. Helmets have been gold since.

1971—Color of the numerals changed. Black with gold trim on white jerseys and white with gold trim on black jerseys.

1975—Pants were changed from gold to white with black and gold striping.

1976—Black pants introduced to wear with white jerseys. Gold and white striping down the sides. Same white pants worn with black jerseys. Facemask changed from grey to black.

1983—Numbers changed to "San Diego-style" numerals. Thin border around the number with no direct contact between number and border. The second change was from socks with black and gold piping to solid black sock.

1985—Gold pants with wide solid black stripe. State/Fleur-de-Lis patch on side of pants. Jersey redesigned with TV numbers on shoulders, and State/Fleur-de-Lis on sleeve. Stripes on sleeve eliminated. Socks feature wide gold stripe in black background.

OPPONENTS INDIVIDUAL RECORDS

TOTAL OFFENSE		12, John Spagnola, Philadelphia 10-6-85
MOST TOTAL PLAYS		MOST YARDS GAINED
51, Jack Concannon, Chicago, 12-20-70		190, Ken Burrow, Atlanta 12-19-71
MOST YARDS GAINED		MOST TOUCHDOWNS
397, Bill Kenney, Kansas City 9-8-85		4, Dave Williams, St. Louis 11-2-69
MOST YARDS PER PLAY (10 or more plays)		PUNTING
11.7, Bart Starr, Green Bay 11-17-68		MOST PUNTS
RUSHING		10, John James, Atlanta 10-24-74
MOST RUSHES		10, Ray Guy, L.A. Raiders 10-13-85
39, Gerald Riggs, Atlanta 12-22-85		LONGEST PUNT
MOST YARDS GAINED		87, Dave Finzer, Chicago 10-7-84
247, Willie Ellison, Los Angeles 12-5-71		PUNT RETURNS
MOST YARDS PER RUSH (8 or more carries)		MOST RETURNS
11.0, Terry Bradshaw 11-25-74 (99 yards, 9 carries)		10, Mike Nelms, Washington 12-26-82
LONGEST SCORING RUN		MOST YARDS RETURNED
80, Willie Ellison, Los Angeles 12-5-71		143, Chuck Latourette, St. Louis 9-29-68
LONGEST NON-SCORING RUN		KICKOFF RETURNS
66, Eric Dickerson, L.A. Rams 10-14-84		MOST KICKOFF RETURNS
PASSING		7, Dennis Pearson, Atlanta 9-2-79
MOST ATTEMPTS		MOST YARDS RETURNED
50, Jack Concannon, Chicago 12-20-70		189, Dave Hampton, Green Bay 11-28-71
MOST COMPLETIONS		LONGEST RETURN
28, Fran Tarkenton, Minnesota 9-3-78		105, Travis Williams, Los Angeles 12-5-71
28, Phil Simms, N. Y. Giants 9-20-81		SCORING
28, John Elway, Denver 9-15-85		MOST FIELD GOALS
MOST HAD INTERCEPTED		6, Bobby Howfield, N.Y. Jets 12-3-72
4, Kent Nix, Pittsburgh 10-29-67		6, Ray Wersching, San Francisco 10-16-83
4, Norm Sneed, Philadelphia 11-30-69		MOST TOUCHDOWNS
4, Fran Tarkenton, Minnesota 9-3-78		4, Dave Williams, St. Louis 11-2-69
4, Dan Pastorini, L.A. Rams 11-8-81		LONGEST FIELD GOAL
MOST YARDS GAINED		55, Joe Danelo, N. Y. Giants 9-20-81
397, Bill Kenney, Kansas City 9-8-85		MOST POINTS SCORED
BEST PERCENTAGE		24, Dave Williams, St. Louis 11-2-69
90.9, Scott Hunter, Atlanta, 10-31-76 (10 of 11)		INTERCEPTIONS
MOST TOUCHDOWNS		MOST INTERCEPTIONS
6, Charley Johnson, St. Louis 11-2-69		3, Pat Thomas, Los Angeles 10-7-79
LONGEST SCORING PASS		MOST YARDS RETURNED
88, Bob Berry To Harmon Wages, Atlanta 12-7-69		93, Ross Fichtner, Cleveland 10-1-67
LONGEST NON-SCORING PASS		LONGEST RETURN
84, Bob Berry to Ken Burrow, Atlanta 12-19-72		88, Ross Fichtner, Cleveland 10-1-67#
PASS RECEIVING		69, Jeremiah Castille, Tampa Bay 10-23-83
MOST RECEPTIONS		#Lateral from Erich Barnes
12, Rickey Young, Minnesota 9-3-78		

OPPONENTS TEAM RECORDS

SCORING

MOST POINTS SCORED

62, Atlanta 9-16-73

TOTAL OFFENSE

MOST RUSHING AND PASSING PLAYS

87, Atlanta 9-2-79

MOST YARDS

552, Atlanta 9-2-79

BEST AVERAGE GAIN

8.1, at St. Louis 11-2-69

RUSHING OFFENSE

MOST RUSHES

62, St. Louis 10-4-80

MOST YARDS

340, Los Angeles 11-25-73

BEST AVERAGE GAIN

7.53, at Los Angeles 12-5-71

PASSING OFFENSE

MOST ATTEMPTS

51, Chicago 12-20-70

MOST COMPLETIONS

28, Minnesota 9-3-78

28, at N. Y. Giants 9-20-81

28, at Denver 9-15-85

MOST HAD INTERCEPTED

4, Eight times (last time at Dallas 9-25-82)

MOST NET YARDS GAINED

395, Kansas City 9-8-85

BEST PERCENTAGE

.905, Green Bay 12-13-82 (19 of 21)

MOST TOUCHDOWNS

6, at St. Louis 11-2-69

FIRST DOWNS

MOST FIRST DOWNS

35, Atlanta 9-2-79

MOST FIRST DOWNS RUSHING

23, St. Louis 10-4-80

MOST FIRST DOWNS PASSING

22, at San Francisco 11-31-83

MOST FIRST DOWNS BY PENALTY

5, at N. Y. Giants 10-6-68

5, at Los Angeles 12-5-71

PUNTING

MOST PUNTS

10, at Atlanta 10-20-74

10, at L.A. Raiders 10-13-85

BEST AVERAGE

53.4, Dallas 1-3-68

PUNT RETURNS

MOST RETURNS

10, Washington 12-26-82

MOST YARDS RETURNED

143, St. Louis 9-29-68

KICKOFF RETURNS

MOST RETURNS

8, Washington 9-22-68

8, Atlanta 9-2-79

MOST YARDS RETURNED

190, at San Francisco 10-22-67

FUMBLES

MOST FUMBLES

7, Cleveland 12-21-71

7, at Los Angeles 12-16-79

MOST FUMBLES LOST TO NEW ORLEANS

5, Three times (last time Atlanta 10-15-72)

PENALTIES

MOST PENALTIES

14, at Los Angeles 12-5-71

14, Atlanta 9-2-84

MOST YARDS PENALIZED

195, Pittsburgh 11-25-74

MOST HAD INTERCEPTED

8, Chicago 4 at New Orleans 4, 12-20-70

MOST TOUCHDOWNS

12, New Orleans 6 at St. Louis 6, 11-2-69

FUMBLES

MOST FUMBLES

10, Cleveland 7 at New Orleans 3, 12-12-71

MOST FUMBLES LOST

8, Cleveland 5 at New Orleans 3, 12-12-71

PENALTIES

MOST YARDS PENALIZED

218, Atlanta 143, at New Orleans 75, 9-2-84

FEWEST YARDS PENALIZED

15, Dallas 10 at New Orleans 5, 9-28-69

FIRST DOWNS

MOST FIRST DOWNS

58, Atlanta 35 at New Orleans 23, 9-2-79

FEWEST FIRST DOWNS

20, Minnesota 8 at New Orleans 12, 9-12-70

DEFENSIVE RECORDS

FEWEST POINTS SCORED

7, New Orleans 0 at New England 7, 12-4-83

FEWEST YARDS TOTAL OFFENSE

379, San Francisco 295 at New Orleans 84, 10-1-72

FEWEST YARDS RUSHING OFFENSE

133, San Francisco 126 at New Orleans 7, 10-1-72

FEWEST YARDS PASSING OFFENSE

87, Atlanta 63 at New Orleans 24, 9-29-74

SAINTS DRAFT TRIVIA

In 20 college drafts (1967-86), the Saints have selected 307 players from 138 different colleges and universities.

BY POSITIONS: 50 running backs, 37 linebackers, 34 wide receivers, 28 cornerbacks, 27 safeties, 26 offensive tackles, 25 defensive ends, 24 offensive guards, 17 defensive tackles, 16 tight ends, 9 quarterbacks, 7 centers, and 8 kicking specialists.

BY SCHOOLS: 9 from Southern Cal; 8 from Michigan, Missouri, and *Tulane; 7 from Oklahoma; 6 from Notre Dame, Nebraska and Tennessee; 5 from Mississippi, Tulsa and Georgia.

*Bart Graves, Steve Barrios, Rusty Lachausse, Tommy Thibodeaux, Mike Truax, Charles Hall, Marvin Lewis and Treg Songy.

TWO-TEAM RECORDS

SCORING

MOST TOTAL POINTS

93, New Orleans 51 at St. Louis 42, 11-2-69

RUSHING OFFENSE

MOST RUSHES

86, New Orleans 39 at Atlanta 47, 12-16-73

PASSING OFFENSE

MOST YARDS PASSING

719, New Orleans 374 at St. Louis 345, 11-2-69

MOST PASSES ATTEMPTED

83, Kansas City 35 at New Orleans 48, 9-8-85

MOST PASSES COMPLETED

49, Philadelphia 21 at New Orleans 28, 11-9-80

NFL DIRECTORY

COMMISSIONER'S OFFICE

PETE ROZELLE	Commissioner
JAY MOYER	Executive Vice-President and League Counsel
JOHN SCHOEMER	Treasurer
DON WEISS	Executive Director
JOE RHEIN	Director of Administration
JOE BROWNE	Director of Communications
JAN VAN DUSER	Director of Operations
VAL PINCHBECK	Director of Broadcasting
JIM HEFFERNAN	Director of Public Relations
WARREN WELSH	Director of Security
CHARLES JACKSON	Assistant Director of Security
JOEL BUSSERT	Director of Player Personnel
ART MCNALLY	Supervisor of Officials
JACK READER	Assistant Supervisor of Officials
NICK SKORICH	Assistant Supervisor of Officials
JOE GARDI	Officiating Assistant
TONY VETARI	Officiating Assistant
JIM STEEG	Director of Special Events
SUSAN McCANN	Assistant Director of Special Events
JIM NOEL	Assistant Counsel
TOM SULLIVAN	Controller
PHILIP N. AYOUB	Assistant Controller
MEL BLOUNT	Director of Player Relations

AMERICAN FOOTBALL CONFERENCE

LAMAR HUNT	President
AL WARD	Assistant to the President
PETE ABITANTE	Director of Information

NATIONAL FOOTBALL CONFERENCE

WELLINGTON MARA	President
BILL GRANHOLM	Assistant to the President
DICK MAXWELL	Director of Information

SAINTS TRAINING CAMP

1967-69	—Cal Western University, San Diego, CA
1970	—Bowling Green University, OH
1971-73	—Southern Mississippi University, Hattiesburg, MS
1974, 1976-84	—Dodgertown, Vero Beach, FL
1975	—Nicholls State University, Thibodaux, LA
1985	—Louisiana Tech University, Ruston, LA

NFL 1985 STANDINGS

AFC

EASTERN DIVISION

	W	L	T	Pct.	Pts.	OP
Miami	12	4	0	.750	428	320
N.Y. Jets	11	5	0	.688	393	264
New England	11	5	0	.688	362	290
Indianapolis	5	11	0	.313	320	386
Buffalo	2	14	0	.125	200	381

CENTRAL DIVISION

Cleveland	8	8	0	.500	287	294
Cincinnati	7	9	0	.438	441	437
Pittsburgh	7	9	0	.438	379	355
Houston	5	11	0	.313	284	412

WESTERN DIVISION

L.A. Raiders	12	4	0	.750	354	308
Denver	11	5	0	.688	380	329
Seattle	8	8	0	.500	349	303
San Diego	8	8	0	.500	467	435
Kansas City	6	10	0	.375	317	360

NFC

EASTERN DIVISION

	W	L	T	Pct.	Pts.	OP
Dallas	10	6	0	.625	357	333
N.Y. Giants	10	6	0	.625	399	283
Washington	10	6	0	.625	297	312
Philadelphia	7	9	0	.438	286	310
St. Louis	5	11	0	.313	278	414

CENTRAL DIVISION

Chicago	15	1	0	.938	456	198
Green Bay	8	8	0	.500	337	355
Minnesota	7	9	0	.438	346	359
Detroit	7	9	0	.438	307	366
Tampa Bay	2	14	0	.125	294	448

WESTERN DIVISION

L.A. Rams	11	5	0	.688	340	277
San Francisco	10	6	0	.625	411	263
New Orleans	5	11	0	.313	294	401
Atlanta	4	12	0	.250	282	452

1985 POSTSEASON GAMES

(Home Team in CAPS)

WILD CARD GAMES

NEW YORK GIANTS 17, San Francisco 3 (75,131)

New England 26, NEW YORK JETS 14 (75,945)

DIVISIONAL PLAYOFFS

LOS ANGELES RAMS 20, Dallas 0 (66,581)

MIAMI 24, Cleveland 21 (74,667)

CHICAGO 21, New York Giants 0 (65,670)

New England 27, LOS ANGELES RAIDERS 20 (87,163)

CONFERENCE CHAMPIONSHIPS

CHICAGO 24, Los Angeles Rams 0 (66,030)

New England 31, MIAMI 14 (75,662)

SUPER BOWL XX at Superdome, New Orleans, Louisiana

Chicago 46, NEW ENGLAND 10 (73,818)

AFC-NFC PRO BOWL at Honolulu, Hawaii

NFC 28, AFC 24 (50,101)

NFL PLAYOFF TIE-BREAKERS

Two Clubs

1. Head-to-Head (best won-lost-tied percentage in games between the clubs).
2. Best won-lost-tied percentage in games played within the division.
3. Best won-lost-tied percentage in games played within the conference.
4. Best won-lost-tied percentage in common games, if applicable.
5. Best net points in division games.
6. Best net points in all games.
7. Strength of schedule.
8. Best net touchdowns in all games.
9. Coin toss.

Three or More Clubs

1. Head-to-Head (best won-lost-tied percentage in games among the clubs).
2. Best won-lost-tied percentage in games played within the division.
3. Best won-lost-tied percentage in games played within the conference.
4. Best won-lost-tied percentage in common games.
5. Best net points in division games.
6. Best net points in all games.
7. Strength of schedule.
8. Best net touchdowns in all games.
9. Coin toss.

WILD CARD TIES

1. If all tied clubs are from the same division, apply division tiebreaker.
2. If the tied clubs are from different divisions, apply the following steps.

Two Clubs

1. Head-to-Head, if applicable.
2. Best won-lost-tied percentage played within the division.
3. Best won-lost-tied percentage in common games, minimum of four.
4. Best average net points in conference games.
5. Best net points in all games.
6. Strength of schedule.
7. Best net touchdowns in all games.
8. Coin toss.

Three or More Clubs

1. Head-to-Head sweep (applicable only if one club has defeated each of the others or one club has lost to each of the others).
2. Best won-lost-tied percentage in games played within the conference.
3. Best won-lost-tied percentage in common games, minimum of four.
4. Best average net points in conference games.
5. Best net points in all games.
6. Strength of schedule.
7. Best net touchdowns in all games.
8. Coin toss.

Limited Replay System To Be Used In 1986

At the NFL Annual Meeting in March 1986, the clubs adopted (by a 23-4-1 vote) a one-year system of limited Instant Replay of officiating calls for 1986.

The NFL has discussed Instant Replay in some degree or other since the early 1970s. The League experimented in 1976 and 1978 using two basic frameworks—an independent system using cameras, replay machines, and technicians separate from the network covering the game, and a “no frills” approach using existing television coverage.

In 1985, the NFL used the network feed of nine nationally televised preseason games to experiment with the basic system that later was adopted for 1986. A total of 28 plays were examined closely (17 confirmed call, 4 were inconclusive, 1 was reversed, and 6 had no replay shown).

What is the objective of this system?

The clubs feel that on certain plays the telecast viewed by the general public should be used to correct an indisputable error. The system will be used to reverse an on-field decision only when the Replay Official has *indisputable visual evidence* available to him that warrants the change.

Is the television network carrying the game part of the review process?

No. Although the Replay Official will be viewing the live network feed, there is no communication to television personnel as to what plays to show or not to show.

What is the step-by-step procedure of a play review?

The Replay Official will view game action and a play will be replayed immediately on one of the two monitors, while the other monitor continues to record the live feed.

The Replay Official makes a determination if further study of the play is

needed. If not, there is no contact with the field and play continues.

If the Replay Official believes an error may have been made, the Umpire will be contacted (via a paging device worn at the beltline), and he then will use a walkie-talkie for further communication with the Replay Official.

The Replay Official will watch replay(s) on one or both monitors and complete his review within a reasonable period (probably 15-20 seconds) after the play is over. (If there is a time out, the Replay Official would not be restricted to the 15-20-second period.)

The Replay Official will inform the Umpire of his decision, and the Referee will make the appropriate announcement on the wireless microphone.

The limited Instant Replay system concentrates on plays of possession or touching (e.g., fumbles, receptions, interceptions, muffs) and most plays governed by the sidelines, goal lines, end lines, and line of scrimmage (e.g., receiver or runner in or out of bounds, forward or backward passes, breaking the plane of the goal line).

However, the Instant Replay system will *not* include the following fouls: clipping; encroachment and offsides; grasp of facemask; false start; defensive pass interference; offensive pass interference; offensive holding and illegal use of hands; illegal batting or punching ball; illegal block on free kick or scrimmage kick; illegal crackback; illegal motion; illegal use of forearm or elbow; illegal use of hands by defense; illegally kicking the ball; illegally snapping the ball; intentional grounding; member of the punting team downfield early; illegal formation; palpably unfair act; piling on; roughing the passer; running into or roughing the kicker; striking, kicking, or kneeling; unnecessary roughness; unsportsmanlike conduct; and use of the helmet as a weapon.

1986 NFL PRESEASON SCHEDULE

(All Times Local)

SATURDAY, AUGUST 2
Hall of Fame Game
New England (AFC) vs. St. Louis (NFC)
Canton, Ohio 2:30 p.m.

SUNDAY, AUGUST 3
 Chicago vs. Dallas at Wembley Stadium, London,
 England (NBC-TV) 6:00 p.m.

FIRST WEEK

TUESDAY, AUGUST 5
 Houston at Los Angeles Rams 7:00 p.m.

WEDNESDAY, AUGUST 6
 New York Giants at Atlanta 7:00 p.m.

FRIDAY, AUGUST 8
 Indianapolis at Seattle 7:30 p.m.
 Philadelphia at Detroit 8:00 p.m.

SATURDAY, AUGUST 9
 Buffalo at Cleveland 7:30 p.m.
 Chicago at Pittsburgh 7:00 p.m.
 Cincinnati at Kansas City 7:30 p.m.
 Dallas at San Diego 6:00 p.m.
 Miami at Minnesota 7:00 p.m.
New Orleans at Denver 7:00 p.m.
 New York Jets vs. Green Bay (Milw.) 1:00 p.m.
 St. Louis at Tampa Bay 7:00 p.m.

SUNDAY, AUGUST 10
 Los Angeles Raiders at San Francisco (CBS) 12:00
 Washington at New England 7:00 p.m.

SECOND WEEK

FRIDAY, AUGUST 15
 Cleveland at Miami (CBS) 8:00 p.m.
 Pittsburgh at Washington 8:00 p.m.
 Seattle at Detroit 8:00 p.m.

SATURDAY, AUGUST 16
 Atlanta at Tampa Bay 7:00 p.m.
 Buffalo at Houston 8:00 p.m.
 Cincinnati at New York Jets 8:00 p.m.
 Dallas at Los Angeles Raiders (NBC) 6:00 p.m.
 Denver at Minnesota 7:00 p.m.
 Indianapolis at Chicago 6:00 p.m.

Kansas City at St. Louis 7:00 p.m.
New England at New Orleans 7:00 p.m.
 New York Giants vs. Green Bay (Milw.) 7:00 p.m.
 Philadelphia at San Diego 6:00 p.m.

MONDAY, AUGUST 18
 San Francisco at Los Angeles Rams 7:00 p.m.

FRIDAY, AUGUST 22
 Minnesota at Seattle 7:30 p.m.
 New England at Los Angeles Raiders 7:00 p.m.
 Pittsburgh at Dallas (ABC) 7:00 p.m.

SATURDAY, AUGUST 23
 Buffalo at Kansas City 7:30 p.m.
 Cleveland at Atlanta 8:00 p.m.
 Detroit at Indianapolis 7:30 p.m.
 Green Bay at Cincinnati 7:00 p.m.
 Miami at Philadelphia 7:30 p.m.
New Orleans at Houston 8:00 p.m.
 New York Jets at New York Giants 8:00 p.m.
 St. Louis at Chicago (CBS) 8:00 p.m.
 San Diego at Los Angeles Rams 7:00 p.m.
 San Francisco at Denver 7:00 p.m.
 Washington at Tampa Bay 7:00 p.m.

FOURTH WEEK

THURSDAY, AUGUST 28
 Cleveland at Los Angeles Raiders 7:00 p.m.
 New York Jets at Philadelphia 7:30 p.m.

FRIDAY, AUGUST 29
 Atlanta at Washington 8:00 p.m.
 Detroit at Cincinnati 8:00 p.m.
 Los Angeles Rams at Denver (NBC) 6:00 p.m.
 St. Louis at San Diego 7:00 p.m.
 Seattle at San Francisco 6:00 p.m.
 Tampa Bay at Miami 8:00 p.m.

SATURDAY, AUGUST 30
 Chicago vs. Buffalo at South Bend, Ind. 1:30 p.m.
 Houston at Dallas (CBS) 8:00 p.m.
Kansas City at New Orleans 7:00 p.m.
 Minnesota at Indianapolis 7:30 p.m.
 New England at Green Bay 8:00 p.m.
 Pittsburgh at New York Giants 8:00 p.m.

1986 NFL Schedule

(All Times Local)

SUNDAY, SEPTEMBER 7

(First Weekend)**

Atlanta at New Orleans 12:00
 Cincinnati at Kansas City 3:00
 Cleveland at Chicago 12:00
 Detroit at Minnesota 12:00
 Houston at Green Bay 12:00
 Indianapolis at New England 4:00
 Los Angeles Raiders at Denver 2:00
 Los Angeles Rams at St. Louis 12:00
 Miami at San Diego 1:00
 New York Jets at Buffalo 4:00
 Philadelphia at Washington 1:00
 Pittsburgh at Seattle 1:00
 San Francisco at Tampa Bay 1:00

MONDAY, SEPTEMBER 8

New York Giants at Dallas 8:00

THURSDAY, SEPTEMBER 11

(Second Weekend)*

New England at New York Jets 8:00

SUNDAY, SEPTEMBER 14

Buffalo at Cincinnati 1:00
 Cleveland at Houston 12:00
 Dallas at Detroit 1:00
Green Bay at New Orleans 12:00
 Indianapolis at Miami 4:00
 Kansas City at Seattle 1:00
 Los Angeles Raiders at Washington 1:00
 Minnesota at Tampa Bay 4:00
 Philadelphia at Chicago 12:00
 St. Louis at Atlanta 1:00
 San Diego at New York Giants 1:00
 San Francisco at Los Angeles Rams 1:00

MONDAY, SEPTEMBER 15

Denver at Pittsburgh 9:00

THURSDAY, SEPTEMBER 18

(Third Weekend)*

Cincinnati at Cleveland 8:00

SUNDAY, SEPTEMBER 21

Atlanta at Dallas 12:00
 Denver at Philadelphia 1:00
 Houston at Kansas City 3:00
 Los Angeles Rams at Indianapolis 12:00
 Miami at New York Jets 1:00
New Orleans at San Francisco 1:00
 New York Giants at Los Angeles Raiders 1:00
 Pittsburgh at Minnesota 12:00
 St. Louis at Buffalo 1:00
 Seattle at New England 1:00
 Tampa Bay at Detroit 1:00
 Washington at San Diego 1:00

MONDAY, SEPTEMBER 22

Chicago at Green Bay 8:00

SUNDAY, SEPTEMBER 28

(Fourth Weekend)**

Atlanta at Tampa Bay 4:00
 Chicago at Cincinnati 1:00
 Detroit at Cleveland 1:00
 Green Bay at Minnesota 12:00
 Kansas City at Buffalo 1:00
 Los Angeles Rams at Philadelphia 1:00
 New England at Denver 2:00
New Orleans at New York Giants 1:00
 New York Jets at Indianapolis 3:00
 Pittsburgh at Houston 12:00
 San Diego at Los Angeles Raiders 1:00
 San Francisco at Miami 1:00
 Seattle at Washington 1:00

MONDAY, SEPTEMBER 29

Dallas at St. Louis 8:00

SUNDAY, OCTOBER 5

(Fifth Weekend)*

Buffalo at New York Jets 4:00
 Cincinnati vs. Green Bay at Milwaukee 12:00
 Cleveland at Pittsburgh 1:00
 Dallas at Denver 2:00
 Houston at Detroit 1:00
 Indianapolis at San Francisco 1:00
 Los Angeles Raiders at Kansas City 12:00
 Miami at New England 1:00
 Minnesota at Chicago 12:00
 New York Giants at St. Louis 12:00
 Philadelphia at Atlanta 1:00
 Tampa Bay at Los Angeles Rams 1:00
Washington at New Orleans 12:00

MONDAY, OCTOBER 6

San Diego at Seattle 6:00

SUNDAY, OCTOBER 12

(Sixth Weekend)**

Buffalo at Miami 1:00
 Chicago at Houston 12:00
 Denver at San Diego 1:00
 Detroit at Green Bay 12:00
 Kansas City at Cleveland 1:00
 Los Angeles Rams at Atlanta 1:00
 Minnesota at San Francisco 1:00
New Orleans at Indianapolis 12:00
 New York Jets at New England 1:00
 Philadelphia at New York Giants 4:00
 St. Louis at Tampa Bay 1:00
 Seattle at Los Angeles Raiders 1:00
 Washington at Dallas 12:00

MONDAY, OCTOBER 13
Pittsburgh at Cincinnati 9:00

SUNDAY, OCTOBER 19
(Seventh Weekend)*
Chicago at Minnesota 12:00
Dallas at Philadelphia 1:00
Detroit at Los Angeles Rams 1:00
Green Bay at Cleveland 1:00
Houston at Cincinnati 1:00
Indianapolis at Buffalo 1:00
Los Angeles Raiders at Miami 1:00
New England at Pittsburgh 1:00
New York Giants at Seattle 1:00
St. Louis at Washington 1:00
San Diego at Kansas City 3:00
San Francisco at Atlanta 1:00
Tampa Bay at New Orleans 12:00

MONDAY, OCTOBER 20
Denver at New York Jets 9:00

SUNDAY, OCTOBER 26
(Eighth Weekend)**
Atlanta at Los Angeles Rams 1:00
Cincinnati at Pittsburgh 1:00
Cleveland at Minnesota 12:00
Detroit at Chicago 12:00
Los Angeles Raiders at Houston 12:00
Miami at Indianapolis 1:00
New England at Buffalo 1:00
New Orleans at New York Jets 1:00
St. Louis at Dallas 3:00
San Diego at Philadelphia 1:00
San Francisco vs. Green Bay at Milwaukee 12:00
Seattle at Denver 2:00
Tampa Bay at Kansas City 12:00

MONDAY, OCTOBER 27
Washington at New York Giants 9:00

SUNDAY, NOVEMBER 2
(Ninth Weekend)**
Atlanta at New England 1:00
Buffalo at Tampa Bay 1:00
Cincinnati at Detroit 1:00
Cleveland at Indianapolis 1:00
Dallas at New York Giants 1:00
Denver at Los Angeles Raiders 1:00
Green Bay at Pittsburgh 1:00
Houston at Miami 1:00
Kansas City at San Diego 1:00
Minnesota at Washington 4:00
New York Jets at Seattle 1:00
Philadelphia at St. Louis 12:00
San Francisco at New Orleans 12:00

MONDAY, NOVEMBER 3
Los Angeles Rams at Chicago 8:00

SUNDAY, NOVEMBER 9
(Tenth Weekend)*
Chicago at Tampa Bay 1:00
Cincinnati at Houston 12:00
Los Angeles Raiders at Dallas 3:00
Los Angeles Rams at New Orleans 12:00
Minnesota at Detroit 1:00
New England at Indianapolis 1:00
New York Giants at Philadelphia 4:00
New York Jets at Atlanta 1:00
Pittsburgh at Buffalo 1:00
St. Louis at San Francisco 1:00
San Diego at Denver 2:00
Seattle at Kansas City 12:00
Washington at Green Bay 12:00

MONDAY, NOVEMBER 10
Miami at Cleveland 9:00

SUNDAY, NOVEMBER 16
(Eleventh Weekend)**
Chicago at Atlanta 1:00
Cleveland at Los Angeles Raiders 1:00
Dallas at San Diego 1:00
Detroit at Philadelphia 1:00
Houston at Pittsburgh 1:00
Indianapolis at New York Jets 4:00
Kansas City at Denver 2:00
New England at Los Angeles Rams 1:00
Miami at Buffalo 1:00
New York Giants at Minnesota 12:00
New Orleans at St. Louis 12:00
Seattle at Cincinnati 1:00
Tampa Bay vs. Green Bay at Milwaukee 12:00

MONDAY, NOVEMBER 17
San Francisco at Washington 9:00

THURSDAY, NOVEMBER 20
(Twelfth Weekend)*
Los Angeles Raiders at San Diego 5:00

SUNDAY, NOVEMBER 23
Atlanta at San Francisco 1:00
Buffalo at New England 1:00
Dallas at Washington 1:00
Denver at New York Giants 1:00
Detroit at Tampa Bay 1:00
Green Bay at Chicago 12:00
Indianapolis at Houston 12:00
Kansas City at St. Louis 3:00
Minnesota at Cincinnati 1:00
New Orleans at Los Angeles Rams 1:00
Philadelphia at Seattle 1:00
Pittsburgh at Cleveland 1:00

MONDAY, NOVEMBER 24
New York Jets at Miami 9:00

THURSDAY, NOVEMBER 27
(Thirteenth Weekend)*
(Thanksgiving Day)
Green Bay at Detroit 12:30
Seattle at Dallas 3:00

SUNDAY, NOVEMBER 30
Atlanta at Miami 1:00
Buffalo at Kansas City 12:00
Cincinnati at Denver 2:00
Houston at Cleveland 1:00
Los Angeles Rams at New York Jets 1:00
New England at New Orleans 12:00
Philadelphia at Los Angeles Raiders 1:00
Pittsburgh at Chicago 12:00
San Diego at Indianapolis 1:00
Tampa Bay at Minnesota 12:00
Washington at St. Louis 12:00

MONDAY, DECEMBER 1
New York Giants at San Francisco 6:00

SUNDAY, DECEMBER 7
(Fourteenth Weekend)**
Cincinnati at New England 1:00
Cleveland at Buffalo 1:00
Dallas at Los Angeles Rams (night, ABC) 6:00
Denver at Kansas City 12:00
Detroit at Pittsburgh 1:00
Houston at San Diego 1:00
Indianapolis at Atlanta 1:00
Miami at New Orleans 12:00
Minnesota at Green Bay 12:00
New York Giants at Washington 1:00
New York Jets at San Francisco 1:00
St. Louis at Philadelphia 1:00
Tampa Bay at Chicago 12:00

MONDAY, DECEMBER 8
Los Angeles Raiders at Seattle 6:00

SATURDAY, DECEMBER 13
(Fifteenth Weekend)**
Pittsburgh at New York Jets 12:30
Washington at Denver 2:00

SUNDAY, DECEMBER 14
Buffalo at Indianapolis 1:00
Cleveland at Cincinnati 1:00
Green Bay at Tampa Bay 1:00
Kansas City at Los Angeles Raiders 1:00
Miami at Los Angeles Rams 1:00
Minnesota at Houston 3:00
New Orleans at Atlanta 1:00
Philadelphia at Dallas 12:00
St. Louis at New York Giants 1:00
San Francisco at New England 1:00
Seattle at San Diego 1:00

MONDAY, DECEMBER 15
Chicago at Detroit 9:00

FRIDAY, DECEMBER 19
(Sixteenth Weekend)*
Los Angeles Rams at San Francisco 5:00

SATURDAY, DECEMBER 20
Denver at Seattle 1:00
Green Bay at New York Giants 12:30

SUNDAY, DECEMBER 21
Atlanta at Detroit 1:00
Buffalo at Houston 12:00
Chicago at Dallas 3:00
Indianapolis at Los Angeles Raiders 1:00
Kansas City at Pittsburgh 1:00
New Orleans at Minnesota 12:00
New York Jets at Cincinnati 1:00
San Diego at Cleveland 1:00
Tampa Bay at St. Louis 12:00
Washington at Philadelphia 1:00

MONDAY, DECEMBER 22
New England at Miami 9:00

*CBS-TV Doubleheader Week
**NBC-TV Doubleheader Week

PRONUNCIATION GUIDE

Jim Dombrowski . . . dum BROW ske
Jon Dumbauld . . . DUM bald
Brad Edelman . . . ED ul mun
Gill Fenerty . . . FEN ur te
James Geathers . . . like FEATHERS
Jeff Groth . . . GROWTH
Bobby Hebert . . . A bear
Joel Hilgenberg . . . HILL gun berg
Dalton Hilliard . . . HILL yerd
Terry Hoage . . . HOAG
Joe Kohlbrand . . . COAL brand

Steve Korte . . . COURT
Dave Lafary . . . la FAR ee
Brett Maxie . . . MAX ee
Rueben Mayes . . . MAZE
Guido Merkins . . . MUR kins
Filipo Mokofisi . . . MO ko FEE see
Scott Pelluer . . . puh LURE
Petey Perot . . . puh ROW
Glen Redd . . . RED
Frank Wattleit . . . WATT lit

Media Information

PRESS GATE: Media entrance for Saints games at Superdome is located on lower level of northwest parking garage (side nearest Claiborne Avenue overpass) near the center of the building. Media door opens two hours prior to kickoff (media will-call at this entrance).

CREDENTIAL REQUESTS: Superdome press box space is reserved for the working news media. Requests should be made at least one week in advance and directed to Greg Suit, public relations director, New Orleans Saints, 6928 Saints Drive, Metairie, LA 70003. Phone: (504) 733-6147.

TELEVISION AND RADIO: Network television and visiting radio are assigned numbered booths in main press box. Spotters and statisticians are available upon advance request.

PHOTOGRAPHERS: Only accredited working photographers are allowed on sidelines. They must wear a "field photo" credential and kneel behind the 12-foot restricted zone. The bench areas are off limits at all times. Photographers should take special note of conditions of use listed on the credential. Reporters are not permitted to accompany photographers on sidelines.

IMPORTANT: ALL CREDENTIALS ARE ISSUED TO INDIVIDUALS AND ARE NOT TRANSFERABLE.

LOCKER ROOMS: Only accredited working media are allowed in locker rooms after games. There is no admission before the game.


TELEPHONE: Requests for service should be directed to Patricia Lit-chfield at (504) 587-3854.

COPY TRANSMISSION: Requests for service should be directed to Leon Letulle, formerly of SportsComm, who operates a copy transmission and computer service. He can be reached at (504) 368-3140.

PRESS BOX SERVICE: Statistical information is supplied before, during and after game. Scores of other games are announced and posted as received. Post-game quotes are provided from both locker rooms. Refreshments are served in the media lounge before game, halftime, and post-game.

TRANSPORTATION: Transportation to Moisant International Airport will be arranged for visiting media with tight departure schedules.

Saints Ticket Information



LOUISIANA SUPERDOME
SEATING CAPACITY: 69,723

Season	Single Game	
\$190.00	Loge Level and Padded Terrace	\$19.00
\$160.00	Plaza Level	\$16.00
\$120.00	Terrace Level	\$12.00

TICKET OFFICE

The New Orleans Saints ticket office is located in the Louisiana Superdome, gate A ground level. Office hours are 9 a.m. to 5 p.m. on weekdays, and 9 a.m. to 5 p.m. on Saturdays before home games. Ticket windows open two hours prior to kickoff on Sundays. The ticket office is not open on Saturdays before games that are sellouts. Will call is also located at gate A ground level in the Saints ticket office.

Use your Visa or Mastercard to order tickets by mail. Other mail orders will be accepted when accompanied by a certified check or money order for the amount plus \$1 for handling.

Ticketmaster also processes phone orders. A \$2.75 service charge is required on all phone orders.

TICKETMASTER PHONE ORDERS

In New Orleans Area	(504) 888-8181
In Louisiana Toll Free	(800) 228-3944
Outside Louisiana Toll Free	(800) 535-5151

SINGLE GAME TICKET OUTLETS

Individual game tickets are available at official Saints ticket outlets at the following locations: NEW ORLEANS/BATON ROUGE—all Ticketmaster outlets. WEST-BANK—Algiers Naval Support Activity. BILOXI—Mississippi Gulf Coast Coliseum.

NEWS RADIO

W W L 8 7 A M

SAINTS ON WWL RADIO

New Orleans Saints home and away games will be broadcast by WWL Radio (870) as the flagship of the Saints network.

Jim Henderson WWL-TV Sports Director, will call play-by-play. New this season, former Saints quarterback Archie Manning will provide color commentary and expert analysis.

In addition to WWL's coverage, WRNO Worldwide will carry Saints games on shortwave frequency to many corners of the world.

These stations will bring Saints football to their areas in 1986:

LOUISIANA

Alexandria KSYL
Baton Rouge WIBR
Bogalusa WBOX
Crowley KSIG
Eunice KEUN
Ferryday KFNV
Franklinton WFCG
Hammond WFPR
Houma KHOM-FM
Lafayette KXKW
Leesville KVVP
Mansfield KDXI-KJBC
Morgan City KQKI
New Iberia KNIR

New Roads KCLF
Tallulah KBYO
Ville Platte KVPI

MISSISSIPPI


Biloxi WBND
Brookhaven WCHJ
Hattiesburg WHSY
McComb WHNY
Natchez WMIS

ALABAMA

Mobile WKRG
Tuscumbia WVNA

SAINTS PRESEASON GAMES ON TELEVISION

In addition to radio coverage, Saints 1986 preseason games will be shown on television. WWL-TV (4) will carry live Saints games at Denver August 9 at 8 p.m. and at Houston August 23 at 8 p.m. With the exception of a sellout before the mandatory sellout time, home games will be shown on a delayed-broadcast basis. The Saints-Patriots game August 16 will be shown Sunday, August 17 at 7 p.m. The Saints-Chiefs game August 30 will air Sunday, August 31 at 7 p.m.



**Turn to us for exclusive LIVE
coverage of the 1986 New
Orleans Saints. WWL Newsradio
87...the best seat in the house.**

**NEWS
RADIO**
W W L 8 7 A M

SAINTS FANS... THIS BUD'S FOR YOU.™

