


NEW ORLEANS SAINTS



**TWENTY-FIFTH
ANNIVERSARY**

RECORD & FACT BOOK



GTE salutes the New Orleans Saints™



Last year, we participated in more games than any other team in the NFL. And as the official telecommunications consultant to the NFL, 7 NFL teams, the Pro Bowl and Super Bowls XX-XXIV, we plan to participate in even more games this year.

What it all means is this: It's not just communications we offer, it's solutions.



SAINTS 1991 SCHEDULE PRESEASON

Date	Opponent	New Orleans Kickoff Time
Aug. 3 (SAT.)	MINNESOTA VIKINGS (WWL-TV)	7 P.M.
Aug. 10 (SAT.)	GREEN BAY PACKERS (WWL-TV)	7 P.M.
Aug. 17 (Sat.)	at Indianapolis Colts (WWL-TV)	7:30 p.m.
AUG. 24 (Sat.)	at Miami Dolphins (WWL-TV)	7 p.m.

REGULAR SEASON*

SEPT. 1	SEATTLE SEAHAWKS (NBC)	NOON
Sept. 8	at Kansas City Chiefs (CBS)	Noon
SEPT. 15	LOS ANGELES RAMS (TNT)	7 P.M.
SEPT. 22	MINNESOTA VIKINGS (CBS)	NOON
Sept. 29	at Atlanta Falcons (CBS)	Noon
OCT. 6	OPEN	
Oct. 13	at Philadelphia Eagles (CBS)	Noon
OCT. 20	TAMPA BAY BUCCANEERS (CBS)	NOON
OCT. 27	CHICAGO BEARS (CBS)	NOON
Nov. 3	at Los Angeles Rams (CBS)	3 p.m.
NOV. 10	SAN FRANCISCO 49ERS (CBS)	NOON
Nov. 17	at San Diego Chargers (CBS)	3 p.m.
NOV. 24	ATLANTA FALCONS (ESPN)	7 P.M.
Dec. 1	at San Francisco 49ers (CBS)	3 p.m.
Dec. 8	at Dallas Cowboys (CBS)	Noon
DEC. 16 (MON.)	LOS ANGELES RAIDERS (ABC)	8 P.M.
Dec. 22	at Phoenix Cardinals (CBS)	3 p.m.

Home games in CAPS

*Regular season Sunday games unless otherwise noted.

All games broadcast on WWL-Radio (870 AM)



CONTENTS

ALUMNI.....	149-153	Leaders, All-Time	161-163
BIOGRAPHIES.....		Leaders by Years.....	154-161
Administration.....	21-25	On Monday Night.....	55
Coaching Staff.....	11-16	Overtime.....	79
Executives.....	10-11	Saints Individual	171-182
Head Coach.....	8-9	Saints Team.....	183-193
Other Saints, 1991.....	101-104	Series Records	122-128
Owner/General Partner.....	4-5	Two-Team Records	194
President/General Manager.....	6-7	RESULTS.....	
Rookies (Draft Choices).....	90-94	All-Time	137-140
Scouting	16-18	Preseason.....	141-142
Training & Equipment Staff.....	18-21	Super Bowl	128
Veteran Players.....	27-89	1990 Postseason.....	195
DATEBOOK	203	RETIRED NUMBERS	10
DEPTH CHART	96	REVIEW OF 1990.....	105-113
DIRECTORY.....	3	ROSTERS.....	
DRAFT HISTORY.....	144-148	First-Year	99
HISTORY.....	129-136	Numerical	99
HOTELS.....	136	Veterans	98
HOW SAINTS ARE BUILT.....	95	RULE CHANGES, 1991.....	197
LAST TIME.....	148	SCHEDULES.....	
LONGEST PLAYS, 1990.....	25	1991 Postseason	14
MEDIA INFORMATION.....	204	NFL Preseason.....	198
NFL STANDINGS, 1990.....	195	NFL Regular Season.....	199-201
OPPONENT INFORMATION.....	118-121	STANDINGS, ALL-TIME.....	143
PRESEASON TELECASTS.....	85	STATISTICS.....	
PRO BOWL SAINTS.....	203	1990 Game-by-Game	116-117
PRONUNCIATION GUIDE.....	94	1990 Individual.....	114-115
RADIO NETWORK.....	Inside Back Cover	1990 Team	114
RECORDS.....		TICKET INFORMATION	202
Attendance	169-170	TIE BREAKERS	196
Big Days	164-167	TRAINING CAMP.....	2
'Consecutive' Records.....	168	History.....	29
Head Coaches	104	UNIFORM CHANGES	113

SAINTS TRAIN AT WISCONSIN-LA CROSSE

For the fourth straight summer, the Saints will travel north to La Crosse, Wisconsin to hold their training camp.

The facilities at the University of Wisconsin-La Crosse will be utilized from July 14-August 9.

The Saints will trek to Stevens Point, Wisconsin July 24 for practices with the Green Bay Packers, and will play host to the Kansas City Chiefs for a series of practices July 26-27.

The mailing address for the Saints training camp is: New Orleans Saints, c/o University of Wisconsin-La Crosse, P.O. Box 3028, La Crosse, Wisconsin 54601.

CAMP PHONE NUMBERS

Office: (608) 789-4550

Media Relations: (608) 789-4556

Recorded News Messages: (608) 789-4575



SAINTS DIRECTORY

OWNER/GENERAL PARTNER.....Tom Benson

ADMINISTRATION

President/General Manager.....	Jim Finks
Vice President of Administration	Jim Miller
Director of Player Personnel	Bill Kuharich
Assistant to the Player Personnel Director	Austin Dejan
Business Manager/Controller	Bruce Broussard
Assistant Controller.....	Charleen Sharpe
Data Processing Manager.....	Jay Romig
Director of Marketing.....	Greg Suit
Assistant Director of Marketing.....	Bill Ferrante
Marketing Assistant	Sylvia Alfortish
Director of Media Relations	Rusty Kasmiersky
Assistant Director of Media Relations	Neal Gulkis
Director of Travel/Entertainment/Special Projects	Barra L. Bircher
Director of Community Relations.....	Chanel Lagarde
Ticket Manager.....	Sandy King
Ticket Office Supervisor.....	Judy Chavis

COACHING AND PLAYER PERSONNEL STAFF

Head Coach.....	Jim Mora
Offensive Coordinator/Quarterbacks	Carl Smith
Running Backs.....	Jim Skipper
Receivers.....	Steve Walters
Tight Ends/Special Teams.....	Joe Marciano
Offensive Line	Paul Boudreau
Defensive Coordinator/Inside Linebackers	Steve Sidwell
Outside Linebackers.....	Vic Fangio
Defensive Line.....	John Pease
Defensive Secondary.....	Dom Capers
Strength and Conditioning.....	Russell Paternostro
Personnel Scout	Bill Baker
Personnel Scout.....	Hamp Cook
Personnel Scout.....	Hokie Gajan
Personnel Scout.....	Tom Marino
Personnel Scout.....	Carmen Piccone
Director Videotape.....	Albert Aucoin
Assistant Director of Videotape	Brian Badzinski
Trainer.....	Dean Kleinschmidt
Assistant Trainer/Director of Rehabilitation	Kevin Mangum
Equipment Manager.....	Dan Simmons
Assistant Equipment Manager	Glennon (Silky) Powell
Grounds Superintendent	Lester Vallet, Jr.
Team Physicians.....	Charles L. Brown, Ken Saer, Terry Habig, Lee Moss
Team Dentist.....	King McGoey

Tickets: 1500 Poydras Street
New Orleans, LA 70112
(504) 522-2600

Football Office: 6928 Saints Drive
Metairie, LA 70003
(504) 733-0255
(504) 733-6147 (Media Relations)



TOM BENSON

Owner/General Partner



Through many hard, long years, a small handful of people become successful enough to singlehandedly design their own personal economic empire.

And those who have their enterprise successful and operational rarely jump back into the fire with another new venture, especially an endeavor in the volatile world of professional sports.

Tom Benson did.

It wasn't the allure of the sports world. It wasn't a fascination of the business of sport. Nor was it the thought of large profits.

One thing, however, was very important to Benson. When it came to the Saints, there was a single facet that keenly interested him.

He wanted the Saints to remain in New Orleans.

The Saints became available in late 1984. Benson was very busy managing his conglomerate of automobile dealerships, banks, and real estate holdings. His hands were full. But, in his hometown, there was noise that the city's football team was for sale. And if sold, it could be transported out of the city to another site.

Working feverishly through several long months, Benson built a coalition of investors and partners in a long-shot attempt to purchase the Saints. Negotiating from a subordinate position, the Benson group came to the forefront quickly. In a crowded bank boardroom on May 31, 1985, ownership of the Saints was transferred to Benson and his partners in an exchange for \$70.204 million.

Without Benson's acquisition of the team, there is little doubt that the Saints would have been supplanted to another area.

But the purchase was not the final move for Benson. His next monumental task was to take the Saints to a level of competition with the NFL's best.

One of Benson's rules of thumb in the operation of a successful business venture is to acquire quality people, assign them a task, and let them perform.

To that end, he located Jim Finks for the management of the team. A life-long football man, Finks had directed the fortunes of two other teams, the Minnesota Vikings and Chicago Bears, to the pinnacle of the NFL.

In Benson's six years at the top of the Saints organization, the team has achieved a number of firsts, including the team's first winning season and initial playoff appearance. Since 1986, the Saints have won over 60 percent of their games compared with 30 percent before Benson's arrival. New Orleans posted an unprecedented three consecutive winning seasons from 1987-89, and won more games (31) in those three seasons than 26 of the 27 other NFL teams.

His peers have rapidly become aware of his ability as a businessman. Despite his short tenure among the fraternity of NFL owners, Benson was



named chairman of the league's most focal and influential group, the NFL Finance Committee. He also serves on the Broadcast Committee and the Expansion Committee.

Benson was born in New Orleans in 1927 and grew up on the edge of the city's sprawling 9th Ward. He was educated at St. Aloysius High School (now Brother Martin) and Loyola University. As a youngster, he played sandlot football at St. Roch park and earned spending money delivering the Times-Picayune newspaper.

After studying business and accounting at Loyola, the young Benson went to work as a bookkeeper for the Cathey Chevrolet Co. in New Orleans in 1948.

By 1956, at age 29, Benson was on his way to San Antonio, Texas to manage a Chevrolet dealership as a junior partner. Six years later he took full control of the dealership and established the Tom Benson Chevrolet Co. That acquisition, combined with Benson's confidence and determination, spawned what is today the Benson Automotive World, a multi-dealership organization based in New Orleans with outlets in San Antonio, Corpus Christi, and Kerrville, Texas. He also serves on several advisory boards of General Motors Corp.

Appreciative of the fact that New Orleans, its schools, business community and people gave him his start, Benson and his brothers, Jerome and Larry, established the Free Enterprise resource Center at Brother Martin High School in honor of their parents, Tom Sr. and Carmen. He has also endowed chairs in free enterprise at St. Mary's University, and banking at Incarnate Word College.

He serves his college alma mater on the President's Council of Loyola University.

Benson has received many honors for his community involvement, a few of which are: American Tradition Award from the B'nai Brith Foundation of the United States; Rev. Jacques E. Yenni Award for Community Service from Loyola University; N.A.D.A. Northwood Institute Award for Outstanding Service to Education; Brotherhood Award of the National Conference of Christians and Jews; Order of St. Louis Medallion for dedication to church from the Archdiocese of New Orleans; 1986 Brother Martin High School Alumnus of the Year; Honorary Doctor of Science and Business from Cleary College, Ypsilanti (Mich.), 1986; Honorary Doctor of Humane Letters from Loyola University, 1987; and Honorary Doctor of Laws from Northwood Institute in Dallas, 1989.

He is one of four children and the grandnephew of the late Herbert Benson, a local architect who helped design Tulane Stadium and was one of the founders of the annual Sugar Bowl football game.

In addition to his home in New Orleans, Benson also has a 2,200-acre ranch near that of the late president Lyndon Johnson where he maintains a stable of race horses that carry his black and gold colors to several Louisiana tracks. Part of the ranch is a game preserve, a refuge for exotic deer, antelope, and other species. He has also developed a prestigious herd of Angus cattle.

Benson and his wife, the former Grace Trudeau of New Orleans, share a family of five children; Rene LeBlanc, Donn Walker, Susan Walker, Rick Walker, and Mimi Walker.



JIM FINKS

President/General Manager



Expertise is an acquired talent that comes from accomplishment in a particular field.

Jim Finks has expertise in sports.

Has anyone in the history of the sports world ever achieved more in more places?

Notre Dame. Calgary. Minneapolis. Chicago Bears. Chicago Cubs. And now New Orleans. Six places where Jim Finks has made the difference between average performance and excellence.

Finks was named president/general manager of the Saints January 14, 1986, bringing with him a portfolio of success as a player,

coach, scout and administrator that had spanned 37 years in sports.

He found the Saints franchise much like the Minnesota Vikings upon his arrival, a young club with promise but no history of success. It was not a reclamation project, for there was nothing to reclaim.

But in one short year, the Saints were on their way to creating a history. New Orleans finished Finks' second year on duty with a 12-3 record, second-best in the NFL, and earned a first-ever playoff spot.

Prior to 1986, New Orleans had never had a winning season, and had won barely more than three of every ten games. But since Finks' arrival that year, the Saints have won almost 60 percent of their regular season games and currently have a streak of four consecutive non-losing years. Only five teams in the NFL have accomplished the same achievement.

While under his command, the Minnesota Vikings made two Super Bowl appearances, and two more just after his departure. Following his construction project in Chicago, the Bears captured a world championship following the 1985 season.

Finks' formula for success is not exclusive to football. While president of baseball's Chicago Cubs in 1984, he led the organization to their first NL East pennant in modern times.

During a ten-year association with Minnesota, Finks brought the NFC Central team to the top of the professional game. He joined the Vikings in 1964 as general manager, and added the title of vice president in 1969, and executive vice president in 1973. In 1967, Finks hired then-unknown Bud Grant as head coach. What followed was a string of five NFC Central crowns and two Super Bowl appearances (Jan. 1970 and 1974), and six more division titles in the years following his departure (1974-78, 1980). In his final four seasons (1970-73), the Vikings tallied 47 victories. Following the team's second Super Bowl appearance, Finks resigned.

Just days before the 1974 season opener, Finks was named executive vice president, general manager and chief operating officer of the Chicago Bears.



The city of Chicago better remembered Bears teams of the past, the storied history of a franchise that was an NFL original. But the last glimmer of the success enjoyed by those early teams was the league champions of 1963, eleven years earlier.

Finks put his expertise to work. By 1977, Chicago was again in the playoffs.

Through the late 1970s and early '80s, Finks set about the construction of one of the NFL's most dominating teams. Before his departure in 1983, Finks would acquire 19 of the 22 starters for a Bears team that compiled a 15-1 record in 1985 and crushed New England 46-10 in Super Bowl XX.

But perhaps most amazing is the fact that the teams Finks ultimately left remained strong for years following his departure, a solid tribute to his management ability.

There is no "quick-fix" to his philosophy, for that would lead to temporary results. He builds for the long haul.

His history of excellence is such that just his presence in the Saints' top position is enough to instill a confidence that was missing prior to his arrival.

Finks' expertise has been consistently tapped by the National Football League. In 1968, he served on the first NFL negotiating committee that met with the players' association. After leaving the Vikings, he served fulltime with the NFL Management Council until his appointment with the Bears.

In 1989, Finks was a leading candidate for appointment to the league's highest office — that of NFL commissioner.

Currently, he serves the NFL as the chairman of the competition committee, the advisory board for all competitive matters, including playing rules, officiating, and player personnel.

A quarterback at Tulsa University, Finks was a 12th-round selection of the Pittsburgh Steelers in 1949. The Steelers were the only team in the NFL to still employ the single-wing offense, and Finks played defensive back until 1952 when Pittsburgh converted to a T-formation. He became the starting quarterback in 1952, and went on to the Pro Bowl that year.

In addition to his football career, Finks was a two-sport professional, playing minor league baseball in 1949 in Columbia, South Carolina and 1950 in Austin, Texas in the Cincinnati Reds' farm system.

He retired as an NFL player following the 1955 season, and joined the coaching staff at Notre Dame on Terry Brennan's staff.

After the 1956 football season, Finks served as assistant coach and scout for Calgary of the Canadian Football League. Later that season, he took over as Calgary's general manager. He remained with the Stampeders until joining the Vikings in 1964.


In 1987, Finks presided over the Saints' first-ever winning season. The team posted a 12-3 mark and played in the franchise's first playoff game. For those and other numerous accomplishments, Finks was recognized as the NFL Executive of the Year by The Sporting News, Football News, and the Touchdown Club of Washington, D.C.

A native of Salem, Illinois, Finks was born August 31, 1927. He and his wife Maxine reside in Metairie. They have four sons; Jim, David, Dan and Tom.



JIM MORA

Head Coach



Seemingly endless was the Saints' futility streak. In his second year, Jim Mora ended that streak with a 12-3 record and first-ever playoff berth.

The Saints' performance in 1987 earned Mora a clean sweep of Coach of the Year honors.

But good coaches can bring their team back to the winning side of the ledger after the initial trip to those lofty heights.

Mora has had his team on the upside ever since.

Four years, four times have the Saints under Mora been on the winning end of the slate.

In 1988, the record was 10-6, the same as the Super Bowl champions of that year.

A year later, a 9-7 record included a three-game winning streak against a trio of teams that needed wins for their playoff aspirations.

Last year, despite a various array of critical setbacks, Mora steered his wounded craft into the playoff harbor for a second time.

Each time he wins, he breaks new ground in New Orleans. His tenure is the longest in team history, his level of coaching success almost doubles that of his closest Saints predecessor.

He has no miracle plan, no instant fixes. He's not clairvoyant, he's no magician.

What he does possess is the innate ability to get things done, a trait found in only the most successful people in every walk of life.

Mora's approach is best described as "businesslike." He is a businesslike coach, a businesslike person. He assumes little.

He knows the value of good help. With that in mind, he assembled a staff that is focused on the task of winning football.

Good head coaches are more than just good coaches. A number of other qualities are necessary to guide an organization to success. Throughout his career as a head coach, three in the USFL and five with the Saints, Mora has demonstrated those qualities.

Previous to his appointment as Saints head coach January 28, 1986, Mora had served three seasons in the USFL as head coach of the Philadelphia/Baltimore Stars. Under Mora, the Stars dominated the USFL unlike any team in any other sports league previously.

Appearing in all three league championship games, the Stars were crowned champions in 1984 and 1985. Mora's record in those three seasons was 48-13-1, by far the finest slate of any football team, USFL or NFL.

Those accomplishments, as well as his uncompromising reputation as a hard-working, businesslike competitor, made Mora much in demand by teams searching for new head coaches following the 1985 season. He had several offers to turn the fortunes of other NFL clubs. But of four NFL vacancies that offseason, New Orleans was most attractive to Mora. He was one of eight candidates personally interviewed by president/general manager Jim Finks.



"I was impressed with the Saints ownership and organization, the plan for the franchise, and the people," Mora said of his decision. "No head coach can become successful without the commitment from an organization, top to bottom. Tom Benson knows what it takes to be a winner. Jim Finks has succeeded everywhere he has been. I sensed that good things would happen in New Orleans under these men. I wanted to be a part of it."

Mora spent 23 years coaching in the college and professional ranks before embarking on his first experience as head coach of a professional team. In addition to his tenure at the Stars, he worked in seven different college and NFL organizations before joining the Saints.

A native of Los Angeles and the son of a television film editor, Mora played tight end and defensive end four years at Occidental College. His teammate and roommate, Jack Kemp, became a standout quarterback with the Buffalo Bills on his way to a career in public service. After completing his B.A. in physical education in 1957, Mora was named assistant coach at Occidental. After four years as an assistant, he was named head coach, and served three years.

He later completed his education with a master's degree from USC.

In 1967, Mora joined John Ralston's staff at Stanford as linebackers coach. There he worked with Dick Vermeil, who would later lead the Philadelphia Eagles to the Super Bowl.

Ralston would later describe Mora as having "the executive ability to run General Motors."

After a year at Stanford, Mora moved to the University of Colorado in 1968, and coached all phases of defense in six seasons on Eddie Crowder's staff.

In 1974, Mora joined Vermeil, then head coach at UCLA, as linebackers coach.

The following season, Mora moved to Don James' staff at the University of Washington as defensive coordinator. He served in that capacity for three seasons before making the jump to the National Football League.

Mora joined the Seattle Seahawks in 1978 as defensive line coach under Jack Patera. He remained with the Seahawks until 1982 when he was named defensive coordinator of the New England Patriots. Mora's defensive unit played a major role in the Patriots' march to the playoffs that year.

Mora got his first professional head coaching chance when in 1983 he went to the Philadelphia Stars of the USFL. Upon arrival, he had only two weeks to assemble a staff and prepare for the Stars' first training camp. His team posted a 16-4 record that season, and appeared in the league's first championship game. The Stars lost, 24-22 to the Michigan Panthers.

The Stars' phenomenal 19-2 mark in 1984 was followed by a 23-3 thrashing of the Arizona Wranglers in the title game. And in the final USFL season, the Baltimore Stars went 13-7-1 and defeated the Oakland Invaders 28-24 in the championship game.

Each year, Mora's records as Saints head coach mount. Already the winningest head coach in team history, he has compiled a five-year record of 46-35 (.568), including two playoff games. The 1990 season made him the most tenured in team history.

During a three-year stint (1987-89), Mora's Saints compiled 31 wins, second-best in the NFL during that period.

Mora's New Orleans team is among only three in the NFL that have not had a losing record since 1987.

Born May 24, 1935 at Glendale, California, Mora and his wife Connie have three sons; Stephen, Michael, and Jim, defensive backs coach with the San Diego Chargers.



1991 STAFF BIOGRAPHIES

JIM MILLER, Vice President of Administration



Since joining the Saints in 1986, Jim Miller's principal duties have included assisting Jim Finks in the negotiation of player contracts and overseeing all club administrative offices.

Negotiations are Miller's most visible duty, but the bulk of his day-to-day responsibility is to assure that the front office operates in an efficient and economic manner.

The planning process begins in late autumn when, under Miller's direction, department heads review their past year's performance and develop individual action plans. Miller assembles the plans into a Club Departmental Plan and Budget book, which serves as an organizational blueprint for the coming year. Weekly staff meetings during the year assure that the Saints' front office operates according to the plan.

Miller came to the Saints after five years at the National Football League Management Council in New York. In 1982, he was spokesman for the NFL owners during the 57-day players strike. A year later, he was named director of administration, advising clubs on contract matters and special projects.

Miller started his professional career as a writer for the Louisville Courier-Journal in 1970-71, after which he joined the Baltimore Evening Sun as a copy editor. He returned to writing in 1978 and covered the Baltimore Colts until joining the NFL Management Council as director of information in 1981.

Away from the office, Miller is an avid road-runner. He has participated in five marathons, which include a 2:58 personal best. He has won various age-group awards and finished in the elite "Top 500" of New Orleans' Crescent City Classic 10-kilometer race in 1987 and 1989. He has also written several published articles on historical aspects of professional sports and has been a member of the Society of American Baseball Research since 1981.

The native of Clark Station, Kentucky was born January 24, 1948. He holds a bachelor's degree in journalism from the University of Kentucky and a master's degree in communication from the University of Maryland. Jim has a daughter, Lindsay.

SAINTS RETIRED NUMBERS

Only two numbers on the Saints roster have been retired. Defensive end Doug Atkins, the former University of Tennessee all-American, joined the Saints in 1967 and retired in 1969. All-Pro running back Jim Taylor played in a Saints uniform during the 1967 season. Both Atkins' no. 81 and Taylor's no. 31 are retired. Atkins and Taylor are both members of the NFL's Hall of Fame in Canton, Ohio.



BILL KUCHARICH, Director of Player Personnel



Bill Kuharich is in his sixth season with the Saints. He joined the club as director of pro personnel in 1986, and was elevated to his present position just prior to the 1986 season.

A graduate of Middlebury College in Vermont, Kuharich started his football career as a graduate assistant coach at Brown University in 1976. His first fulltime post came as offensive backfield coach at Hawaii in 1977. Stops at Georgetown (1978), St. Lawrence (1979) and Columbia (1980) followed.

When the USFL started, Kuharich went to Philadelphia as administrative aide to the general manager. He was named assistant general manager/director of player personnel in 1983. The Stars, with Jim Mora as head coach, played in all three of the league's championship games and won the USFL title twice.

Both college and pro scouting, professional league player movement and evaluation, and self-scouting are duties of Kuharich's position with the Saints.

In 1987, Kuharich and his scouting staff were presented with a difficult challenge. The players' strike made necessary the assembly of a replacement squad. The team constructed by Kuharich and his staff posted a 2-1 record, and kept the Saints in the thick of the divisional championship race throughout the season.

Born March 25, 1953 in Skokie, Illinois, Kuharich is the son of the late Joe Kuharich, head coach at Notre Dame, the Washington Redskins, and Philadelphia Eagles. Bill and his wife, Betsy, live in Destrehan.

CARL SMITH, Offensive Coordinator/Quarterbacks



In two of the last four seasons, the Saints offense under Carl Smith have led the NFL in time of possession, and finished second once.

Smith joined the Saints staff in 1986 from the staff of the Philadelphia/Baltimore Stars. Smith directed the Stars' quarterbacks and receivers 1984-85 after a year as special teams coach.

Smith started his coaching career as a graduate assistant at his alma mater, Cal Poly-San Luis Obispo in 1971. He moved to the University of Colorado as graduate assistant in 1972, and earned his first fulltime post as linebacker coach for the Buffaloes in 1973 where he worked with Saints head coach Jim Mora.

In 1974, Smith joined the staff at the University of Southwestern Louisiana as defensive line coach. He coached defensive backs for the Ragin' Cajuns




1975-76, then switched to the offensive side of the ball as offensive coordinator 1977-78. He served at Lamar University 1979-81, and was named offensive coordinator at North Carolina State in 1982.

During the spring, Smith and offensive line coach Paul Boudreau ran in the Boston Marathon, finishing with a 4:05 time.

Smith was born April 26, 1948 at Wasco, California. He and his wife, Dianne, live in Kenner with their three sons, Tracy, Tyler and Nicholas

STEVE SIDWELL, Defensive Coordinator/Inside Linebackers



In 1990, the Saints defense under Steve Sidwell improved in virtually every important defensive category from the year before.

Sidwell is in his sixth season with the Saints. He came to New Orleans from the Indianapolis Colts, where he coached the defensive line in 1985.

An all-conference linebacker at the University of Colorado, Sidwell started his coaching tenure as linebacker coach at his alma mater, 1966-73. While there, he worked with Saints head coach Jim Mora. He moved to the University of Nevada-Las Vegas, assuming the additional duties of defensive coordinator, 1974-75. In 1976, Sidwell was named defensive coordinator at Southern Methodist and held that post until 1981.

Sidwell's first pro coaching job came in 1982, when he was named linebacker coach for the New England Patriots under defensive coordinator Jim Mora. He served the Patriots until 1984.

Born August 30, 1944 at Winfield, Kansas, Steve and his wife Katy have two sons, Scott and Brad, both student-athletes at Brown University. The Sidwells live in New Orleans.

PAUL BOUDREAU, Offensive Line



The Saints offensive line under Paul Boudreau has annually been among the NFL's best at protecting quarterbacks.

Boudreau is in his fifth season with the Saints. He came to New Orleans from the Edmonton Eskimos of the Canadian Football League.

A graduate of Boston College, Boudreau started his coaching career at Oxford High School in Boston, Massachusetts 1973-74. He moved to his alma mater as offensive line coach, serving at BC 1974-77. Stops at the University of Maine (1977-79), Dartmouth (1979-81) and Navy (1982) preceded his appointment to the Eskimos staff in 1983.




During the spring, Boudreau and offensive coordinator Carl Smith ran in the Boston Marathon, finishing with a 4:05 time.

Boudreau was born December 30, 1949 at Somerville, Massachusetts.

Paul and his wife Joan have a son, Paul, and a daughter, Jill. They live in Destrehan.

DOM CAPERS, Defensive Backs



Under Capers, the Saints led the entire NFL in interceptions following the 1987 season. This year, Capers' secondary will be depended on for a big effort.

Capers is in his sixth season on the Saints staff, arriving after two seasons with Jim Mora at the USFL's Philadelphia/Baltimore Stars.

Lettering four years in football and baseball at Mount Union College, Capers opened his collegiate coaching career at Kent State as a graduate assistant 1972-74. After a brief stint at the University of Washington in 1975, Capers accepted his first fulltime post at the University of Hawaii, coaching defensive backs 1975-76.

Following tenure at San Jose State (1977), California (1978-79), and Tennessee (1980-81), Capers joined Earle Bruce's staff at Ohio State (1982-83). The Buckeyes made bowl appearances in both of Capers' seasons.

The Stars won the USFL championship game both of Capers' seasons.

Capers was born August 7, 1950 at Cambridge, Ohio. He and his wife, Holly, live in Destrehan.

VIC FANGIO, Outside Linebackers



Under Vic Fangio, the Saints' linebacking corps has been represented by at least one member at the Pro Bowl.

Fangio is in his sixth season, having joined Jim Mora in New Orleans from two seasons in the USFL.

A graduate of East Stroudsburg University, Fangio started his coaching career at his high school alma mater, Dunmore High School, as linebackers coach in 1979. He was named defensive coordinator at


Dunmore, serving in that capacity 1980-81. In 1982, Fangio worked as defensive coordinator at Milford Academy.

A year at the University of North Carolina coaching the defensive line preceded Fangio's appointment to the USFL Stars staff, where he served as defensive assistant and strength and conditioning coach.

Born August 22, 1958 at Dunmore, Pennsylvania, Fangio and his wife, Patty, live in Destrehan.



JOE MARCIANO, Tight Ends/Special Teams



Since Joe Marciano's arrival in New Orleans, the Saints' special teams have ranked among the NFL's top units each season.


Marciano is in his sixth season with the Saints. He joined the staff in 1986 from Stars, where he coached tight ends and special teams.

A four-year letterman at quarterback for Temple University, Marciano entered the coaching profession at Wyoming Area High School in 1976. He then coached tight ends at East Stroudsburg (1977), and Rhode Island (1978-79). He moved to Villanova in 1980, and joined Joe Paterno's staff at Penn State in 1981 as tight ends coach. In 1983, he returned to his alma mater to coach tight ends and special teams.

Marciano joined Jim Mora's staff at the Stars in 1983, and helped in the appearance of the Stars in all three USFL championship games, and victories 1984-85.

Born in Scranton, Pennsylvania February 10, 1954, Marciano and his wife, Cheryl, live in Metairie.

RUSSELL PATERNOSTRO, Strength and Conditioning



Now in his eleventh year of preparing the Saints for play, Russell Paternostro has trained both individuals and teams at every level of competition.

A New Orleans native, Paternostro graduated from West Jefferson High School. He attended San Diego State University. He played on his high school football team, and was a member of the football squad at Camp Pendleton, California during his tour of duty in the U.S. Navy.

Paternostro returned to New Orleans in 1962. He managed and owned conditioning centers in the New Orleans area until his appointment to the Saints coaching staff in 1981.


Born July 21, 1940 in New Orleans, Russell and his wife, Mercy, have two daughters, Angela and Robyn. They reside in Covington.

POSTSEASON GAME SCHEDULE

Sat. & Sun., Dec. 28 & 29 — First-Round Playoffs (ABC, NBC and CBS)
 Saturday, Jan. 4 — AFC and NFC Divisional Playoffs (NBC and CBS)
 Sunday, Jan. 5 — AFC and NFC Divisional Playoffs (NBC and CBS)
 Sunday, Jan. 12 — AFC and NFC Championship Games (NBC and CBS)
 Sunday, Jan. 26 — Super Bowl XXVI at Hubert H. Humphrey Metrodome, Minneapolis (NBC)
 Sunday, Feb. 2 — AFC-NFC Pro Bowl at Honolulu, Hawaii (ESPN)



JOHN PEASE, Defensive Line



In 1990, John Pease was presented with perhaps his toughest assignment — reshaping the Saints defensive line. He responded, as his youthful unit improved with each game.

Pease is in his sixth season with the Saints, coming from the USFL champion Philadelphia/Baltimore Stars.

Following graduation from the University of Utah after an all-WAC senior season at wingback, Pease served in the military in Puerto Rico 1965-67. It was there that he got his first coaching experience, coordinating the offense at Antilles High School in 1966. He returned to his alma mater 1968-69 as a graduate assistant.

His first fulltime job came at Fullerton College where he served 1970-73 as defensive coordinator. He coached at Long Beach State 1974-76, and returned to Utah to coach in 1977.

Pease coached at the University of Washington 1978-82 before joining the Stars staff in 1983.

Born October 14, 1943 in Pittsburgh, Pennsylvania, Pease was on the training camp roster of the Los Angeles Rams following his graduation from college. He has a daughter, Kristin. John and his wife, Chris, live in Metairie.

JIM SKIPPER, Running Backs



In Jim Skipper's previous five years with the Saints, he has coached two different Pro Bowl selections from the New Orleans backfield. And despite the loss of his best athlete in 1990, the Saints' running game continued to produce.

Skipper joined the Saints from the Philadelphia/Baltimore Stars where he coached running backs 1983-85.


A graduate of Whittier College, Skipper opened his coaching dossier at Duarte High School in California in 1973. He then coached defensive backs at Cal Poly-Pomona 1974-76, and at San Jose State 1977-78.

Skipper's first running backs coaching position came at the University of the Pacific in 1979. He moved to the University of Oregon, coaching there 1980-82.

Born January 23, 1949 at Breaux Bridge, Louisiana, Skipper and his wife, Elmarie, have three sons, Courtney, Timmy and Kelly. The Skippers live in Kenner.



STEVE WALTERS, Wide Receivers



Under Steve Walters, Saints wide receivers have virtually rewritten the team record book for receptions and yardage in his five years.

A two-year letterman at the University of Arkansas, Walters started his coaching career as a graduate assistant at Virginia Tech 1971-72. He accepted his first fulltime coaching position at Tampa University as receivers coach in 1973.

Walters changed sides of the ball, coaching defensive backs at Northeast Louisiana 1974-75. His next job, at Morehead State in 1976, was that of quarterbacks and receivers coach.

Stops at Tulsa (1977-78), Memphis State (1979) and SMU (1980-81) preceded Walters' first pro coaching post, handling defensive backs at the New England Patriots 1982-84, working with Saints head coach Jim Mora in '82.

Walters coached defensive backs at the University of Alabama in 1985 before being named to the Saints staff in 1986.

Born June 16, 1948 at Jonesboro, Arkansas, Walters and his wife, Susan, have a son, Kirk, and a daughter, Kasey. They live in Destrehan.

AUSTIN DEJAN, Assistant to the Player Personnel Director




Austin Dejan joined the Saints player personnel department fulltime in 1987.

Dejan's responsibilities include the day-to-day operation of the player personnel department in college, pro and self-scouting.

A graduate of Dillard University, Dejan taught in New Orleans Public Schools before coming to the Saints as an intern in the player personnel department in 1986.

A native New Orleanian, Dejan graduated from Benjamin Franklin High School. He and his wife, Brucie, live in Lacombe.

BILL BAKER, Player Personnel Scout



Bill Baker is in his sixth season of service with the Saints. He came to New Orleans from three years in the USFL.

Baker graduated from the University of Arizona in 1977 where he played center and defensive end. His coaching career started at Purdue in 1978 as an assistant. He remained there until 1982.

Baker's first pro job came with the USFL's Arizona Wranglers in 1982 as director of college scouting. In



1983, he moved to the Michigan Panthers as director of college scouting. In 1984, he assumed a similar position with the USFL's Oakland Invaders.

Baker covers the western United States in the Saints' scouting effort. Bill has a son, Bo. He lives in Mesa, Arizona.

HAMP COOK, Player Personnel Scout



Now in his 19th season, Hamp Cook has the longest record of service with the Saints scouting staff. He joined the club in 1973.


Cook coached high school teams in Mississippi and Alabama and was an assistant coach at the University of Southern Mississippi for eight years before joining the Saints. He graduated from Southern Mississippi with a masters degree in physical education.

Cook scouts prospects in the southeastern United

States.

Hamp and his wife, Tinkey, live in Hattiesburg, Mississippi. They have three children, Tracey, Kyle and Chuck, who is following in his father's footsteps as an NFL scout.

HOKIE GAJAN, Player Personnel Scout



Now in his fourth season as a scout, Hokie Gajan's responsibilities in the department increased during the 1990 season.

Gajan joined the Saints scouting department in 1987 following his retirement from the team's roster as a fullback.

Gajan was drafted by the Saints in the tenth round in 1981. He played fullback in New Orleans 1982-85 before being sidelined by a knee injury.

blocked for Saints tailbacks George Rogers, Wayne Wilson and Earl Campbell. Also a productive runner, He holds the Saints season record for rushing average with a six-yard per carry standard in 1984.

In his four seasons, Gajan rushed for 1,358 yards with a 5.4-yard average and 11 touchdowns. He added 63 catches for 515 yards and two TDs.

Gajan covers the southwestern territories in the Saints scouting effort.

Hokie and his wife, Judy, live in Mandeville with their three daughters Jennifer, Kristin and Megan.



TOM MARINO, Player Personnel Scout



A veteran of three football leagues, Tom Marino joined the Saints scouting department in 1986.

A graduate of Boston State College, Marino worked three years as scout for the Chicago Bears while finishing his undergraduate degree. He joined the Philadelphia Bell of the World Football League in 1974 as the team's director of player personnel.

He was named to the scouting staff of the Dallas Cowboys, and served in 1976. He then joined the New York Giants and worked 1977-81 in a similar capacity.

In 1982, he joined the USFL with the Boston Breakers. He moved to the Denver Gold staff in 1983 as director of player personnel.

Marino is assigned the eastern United States in the Saints scouting system.

Tom and his wife, Denise, have a daughter, Melissa and a son, Tom. They live in Raleigh, North Carolina.

CARMEN PICCONE, Player Personnel Scout



For almost 40 years, Carmen Piccone has been involved in football as player, coach and scout. He joined the Saints staff in 1986.

A three-year starter at Temple University 1954-56, Piccone opened his professional career as coach of Temple's freshman football team. In 1960, he was named head coach at Southern Illinois where he remained until 1965.

Stints at Cornell, a return to Temple, and Trenton State preceded his joining the USFL's scouting combine in 1983, where he worked until joining the Saints.

Piccone covers prospects in the midwestern United States for the Saints.

Carmen and his wife, Dorothy, have two sons. They live in Ambler, Pennsylvania.

DEAN KLEINSCHMIDT, Trainer



At the time of his appointment as head trainer in 1971, Dean Kleinschmidt was the youngest trainer in the NFL. He joined the Saints two years earlier as assistant trainer.

A native of Morgan, Minnesota, Kleinschmidt attended Indiana University where he served as a student assistant trainer and staff assistant trainer.

Since joining the Saints in 1969, he has served annually on the Senior Bowl staff as trainer. He has lectured in Sweden in 1976, Mexico City in 1978, and in Bahrain in 1984.




He also serves as clinical consultant at Southern Baptist Hospital. He is president of the board of directors of the Professional Football Athletic Trainers Society (PFATS).

In 1986, his staff was named by PFATS as NFL Training Staff of the Year. That same year, he was named Professional Athletic Trainer of the Year by the National Athletic Trainers Association (NATA), a group which he now serves as president.

In 1990, Dean was inducted into the Louisiana Athletic Trainers Hall of Fame.

Dean and his wife, Marlene, live in Metairie with their son, Rhett.

KEVIN MANGUM, Assistant Trainer/Director of Rehabilitation



Now in his eleventh season with the Saints, Kevin Mangum was elevated to his present position in 1988.

Mangum joined the Saints in 1981 as assistant trainer. Previously, he served the club as a training room assistant in training camp.

Mangum was a student trainer at Southwest Mississippi Junior College for two seasons prior to joining the Saints staff. He also spent two years at his alma mater, the University of Southern Mississippi,

where he graduated with a bachelor's degree in athletic administration and coaching. He specialized in athletic training.

Along with head trainer Dean Kleinschmidt, Mangum shared in the recognition as NFL Training Staff of the Year in 1986 by the Professional Football Athletic Trainers Society (PFATS).

Mangum completed his master's degree curriculum in 1988 at the University of New Orleans.

A native of Tylertown, Mississippi, Kevin is single and lives in Metairie.

DAN SIMMONS, Equipment Manager



Now in his 19th year with the Saints, Dan Simmons is the second in a family of NFL equipment managers. His father, Bill, held the equipment manager's post with the St. Louis football Cardinals for 22 years.

Simmons joined the Saints in 1973 after learning the business from his father at St. Louis. A graduate of Meramec College in St. Louis, Dan served four years in the Navy following his graduation.

In addition to his regular duties, Dan supervises the annual round-trip move of the team from the New Orleans area to La Crosse, Wisconsin for training camp.

Dan and his wife, Elaine, live in Mandeville. They have three children, Tracy, Amy and Tony, a freshman tight end on the Purdue University football team.



GLENNON POWELL, Assistant Equipment Manager



area of New Orleans.

Known to the Saints as Silky, Powell joined the Saints in 1975 after serving parttime the previous season.

A native of New Orleans, Powell's prior career was with the New Orleans Recreation Department, where he was responsible for a number of tasks. He also served as a coach and manager at his alma mater, Redemptorist High School.

Silky is single and resides in the Irish Channel

ALBERT AUCOIN, Video Director




Albert Aucoin starts his fifth year as head of the Saints' video department. He took over the position from his father, Erby, who had held the post for 19 NFL seasons.

Aucoin started with the team in 1976, when he started as a photographer in training camp. He joined the staff fulltime in 1980.

In 1990, Aucoin supervised the construction of the video department's new production annex, built at the team's David Drive practice facility.

Albert graduated from East Jefferson High School in New Orleans. A native New Orleanian, Albert and his wife, Lori, live in Covington with their son, Albert Adam.

BRIAN BADZINSKI, Assistant Video Director



Brian Badzinski joined the Saints staff fulltime in 1986 after serving the photo department in a part-time capacity since 1984.

A native of Milwaukee, Wisconsin, Badzinski graduated from East Jefferson High School. Before joining the Saints, he ran his own video production company.

Brian and his wife, Paula, live in River Ridge. They have two daughters, Kristina and Angela.



LESTER VALLET, JR., Grounds Superintendent



Lester Vallet, Jr. is in his second season in his present position with the Saints. He fills the vacancy left by his father, Lester, Sr. upon his retirement after 12 seasons with the team.

Vallet joins the Saints from the U.S. Air Force, where he served 20 years in facility management and maintenance. He came to the club in 1989 as assistant grounds superintendent.

A graduate of McKinley High School in Baton Rouge, Lester and his wife Patricia have four sons, Lester III, Dericke, Kevin and DeSean. They live in New Orleans East.

ADMINISTRATION

BRUCE BROUSSARD, Business Manager/Controller



Bruce Broussard was named to his present post in 1987. He joined the Saints staff as ticket manager in 1983.

Broussard came to the Saints from LePavillion Hotel in New Orleans. He served eight years there, the final four as general manager.

A New Orleans native, Broussard attended Cor Jesu High School and Loyola University, where he graduated with a degree in accounting. He is a past president of the New Orleans Hospitality Accountants Association, and was on the board of directors of the New Orleans Hotel and Motel Association.

Bruce and his wife, Lynn, live in New Orleans. They have two sons, Bruce, Jr. and Mark.

CHARLEEN SHARPE, Assistant Controller



Charleen Sharpe is in her eleventh season with the Saints, having joined the staff during the 1981 season.

Charleen served as assistant controller for First Homestead Federal Savings and Loan Corporation for eight years prior to her appointment to the Saints' business department.

A New Orleans native, Charleen graduated from Andrew Jackson High School. She attended the University of New Orleans.

Charleen and her husband, Floyd, reside in Chalmette with their two children, Melissa and Matthew.



SANDY KING, Ticket Manager



One of the most tenured Saints employees, Sandy King is now serving in her 24th NFL season. She joined the ticket office in 1968.

King was appointed ticket office supervisor in 1984. She was named to her present position before the 1985 season.

A native of Detroit, Michigan, Sandy graduated from Harperwoods High School. She has two sons, Gary and Steve. Sandy lives in New Orleans East.

BARRA L. BIRRCHEER, Director of Travel, Entertainment and Special Projects



A man of many talents, Barra Birrcher is in his 21st season on the Saints staff. He joined the team in 1971 as entertainment director.

During his tenure with the club, he has fulfilled a number of responsibilities. Shortly after his arrival with the Saints, he took on the added responsibilities of game program advertising director, and later as travel coordinator. Birrcher also served as director of marketing 1981-86. He has also worked with the

NFL staff for the past five Super Bowls.

A New Orleans native and graduate of the University of New Orleans, Birrcher is a former publicity director at the Fair Grounds. He also had his own advertising agency, and is past president of the Advertising Club of New Orleans.

Barra and his wife, Kay, live in Metairie with their two children, Christine and David.

JAY ROMIG, Data Processing Manager



Jay Romig is in his 15th year with the Saints. He was named to his present position in 1979.


In addition to his numerous duties with the Saints' computer network, Romig continues to serve as the club liaison with the Louisiana Superdome. He has also served as coordinator of the team's summer training camps in Hammond, Louisiana, and later in La Crosse, Wisconsin.

Romig started with the Saints in the training room, serving as assistant trainer 1977-78. He also performed as assistant trainer at the University of New Orleans for one year, and was head trainer for the Privateers for a year.



A native New Orleanian, Romig graduated from UNO after attending Brother Martin High School. He and his wife, Beth, live in Metairie with their daughter, Brandy.

GREG SUIT, Director of Marketing



In 1987, Greg Suit's career changed direction. He was named to his present post after a decade in public relations.

Under his supervision, the marketing department is responsible for the development of promotional programs for sponsors, box suite sales, and a number of other specialized activities.

Suit came to the Saints in 1977 as assistant director of public relations. He was named director of publicity in 1980 and served as director of public relations from 1981 until his appointment to head the marketing department.

As sports information director at the University of New Orleans, 1972-76, he won four national awards for his sports publications. He also served during that period as assistant athletic director for the Privateers.

A native of Cincinnati, Ohio, Suit graduated from Miami University (O.) and worked as a news writer for the Middletown (O.) Journal. He has served on the NFL staff for six Super Bowl games and the 1984 Pro Bowl.

Greg and his wife, Karen, have two sons, Ted and Joshua. They live in Metairie.

BILL FERRANTE, Assistant Director of Marketing



Bill Ferrante is in his fifth season in his present position. He joined the team fulltime in 1987.

Ferrante came to the Saints in 1986 as an intern in the department of public relations while still a student. He was in the continuation of studies in the master's program at the United States Sports Academy in Mobile, Alabama.

A native New Orleanian, Ferrante completed his undergraduate work at LSU. He is also an alumnus of Ecole Classique High School.

Bill and his wife, Valerie, live in Metairie with their two daughters, Rachel and Rebecca.



SYLVIA ALFORTISH, Marketing Assistant



Sylvia Alfortish is now in her 18th season of service to the Saints. She was named to her present position in 1987.

The bulk of her career was spent in the team's public relations department. She worked 1974-83 as public relations secretary and public relations assistant 1983-86. Sylvia received her first marketing position as public relations and marketing assistant, 1987-88.

In addition to her other duties, Sylvia serves as director of the Saintsations, the Saints dance team that adorns the sidelines at home games.

Alfortish graduated from McDonogh High School. A native of New Orleans, Sylvia resides in Chalmette. She has three sons Sean, Todd and Jeffrey.

CHANEL LAGARDE, Director of Community Relations



A newly-created position for the 1991 season, Chanel Lagarde was named to the post in January.

Lagarde graduated from LSU in 1989. He served the Saints in the team's media relations department as an intern during the 1989-90 football seasons.

A native of Norco, Lagarde attended St. Charles High School. Chanel is single and lives in Norco.

RUSTY KASMIERSKY, Director of Media Relations



Rusty Kasmiersky joined the Saints staff in 1981 as assistant director of public relations. He was named to his present post in 1989.

Kasmiersky served as student sports information director at Southwest Texas State University for three years, where he graduated in 1979. He then worked one year as sports information director at Angelo State University.

Kasmiersky worked for the Saints 1975-79 in the equipment room during training camp. A native of Garwood, Texas, Rusty and his wife, Donna, live in Kenner with their son, Ryan.



NEAL GULKIS, Assistant Director of Media Relations



Now in his third season fulltime with the Saints, Gulkis was named to his present position after serving 1988 as an intern in the department of media services.

Gulkis served as a student assistant sports information director for three years at the University of Delaware, where he received his degree in business administration in 1987. He then spent a year as a graduate assistant in the sports information office at the University of New Orleans while pursuing his master's degree.

A native of Marlboro, New Jersey, Neal is single and resides in Kenner.

SAINTS LONGEST PLAYS – 1990

RUN FROM SCRIMMAGE — 60t, Gill Fenerty at Rams 12-9

Opponent — 35, James Brooks at Cincinnati 11-4

PASS PLAY — 68t, John Fourcade to Floyd Turner at Atlanta 10-7

Opponent — 51t, Chris Miller to George Thomas, Atlanta 11-25

PUNT RETURN — 33, Vince Buck vs. Rams 12-31

Opponent — 24, Eric Davis at San Francisco 12-23

KICKOFF RETURN — 58, Gill Fenerty at Minnesota 9-16

Opponent — 56, Gaston Green, Rams 12-31

INTERCEPTION RETURN — 50, Toi Cook vs. Tampa Bay 11-11; 50t, Brett Maxie at Rams, 12-9

Opponent — 73, Mike Merriweather, Minnesota 9-16

PUNT — 65, Tommy Barnhardt at Cincinnati 11-4

Opponent — 57, Jim Arnold, Detroit 10-28; Lee Johnson at Cincinnati 11-4

FIELD GOAL — 52, Morten Andersen vs. Cleveland 10-14

Opponent — 52, Mike Cofer, San Francisco 9-10



SAINTS BENCH COACHING



Fran Albright
Executive



Ellen Frisard
Head Coach



Yvette Arceneaux
Coaches



Louise Mistic
Receptionist

ADMINISTRATION



Barbara Schoen
Ownership



Linda Bourgeois
Business



Rachel Landreneau
Marketing



Melody Brown
Player Personnel



Anne Perez
Media Relations



Darlene Bonis
Saints Cheerleaders



Sandra Labourdette
Saintsations



Amy Artigues
Receptionist



John Berfect
Mail Clerk



Judy Chavis
Ticket Office



Fran Pope
Ticket Office



Terry Exterstein
Ticket Office



1991 SAINTS VETERANS



86 GERALD ALPHIN

Wide Receiver Year With Saints: 2 Year in NFL: 2
Ht: 6-3 Wt: 215 College: Kansas State
Born: May 21, 1964 at Portland, Oregon
Joined Saints: Free Agent, 1990

PRO: Signed by the Saints as a free agent during the 1990 offseason after spending four seasons in the Canadian Football League. The last three years of his CFL career were spent with Ottawa where he caught 199 passes for 3,807 yards and 23 touchdowns. Led the club in receiving the last two years, with 64 and 68, respectively. Finished second in the CFL with 1,471 yards receiving in 1989. Hauled in 219 passes for 4,216 yards and 25 TDs overall in four seasons. Went to camp with the Raiders as a free agent in 1986, was released. **1990** — Played in 11 games with no starts, was inactive for the first five contests... caught four passes for 57 yards and a long of 17... majority of playing time came in four wide receiver sets... contract runs through 1991 with no option.

COLLEGE: Played four years for the Wildcats, worked his way into the starting lineup by the middle of his junior season... was an all-Big Eight choice and an honorable mention All-America as a senior... majored in communications with an emphasis on radio and television.

PERSONAL: Played wide receiver and tight end at University City High School in St. Louis, Missouri, was an all-state selection at tight end as a senior... also lettered in basketball and baseball... is the founder of Omnipotent Investment Co. in St. Louis, where he works the majority of the offseason... married (Jeanette) with son (Devin 2/9/89)... makes offseason home in St. Louis.

GAMES STARTED/PLAYED: (1990, 0/11).

Year
1990

RECEIVING				
No.	Yards	Avg.	LG	TD
4	57	14.3	17	0



7 MORTEN ANDERSEN

Kicker Year With Saints: 10 Year in NFL: 10
Ht: 6-2 Wt: 215 College: Michigan State
Born: August 19, 1960 at Struer, Denmark
Joined Saints: Draft Choice No. 4, 1982

PRO: After 10 seasons, Andersen holds club career records for points (852), field goals (192) and consecutive games scoring (110). Of 604 career kickoffs, 247 have gone for touchbacks. With a 77.1% career accuracy rate, he is third in NFL history to



Kansas City's Nick Lowery's (79%, 259-328) and Pittsburgh's Gary Anderson (77.2%, 206-267). 16 career field goals of 50 yards or more is third in NFL annals behind Lowery (18) and Jan Stenerud (17). Has accounted for 10 game-winning field goals. Selected to "Team of the Decade" for the 1980s. **1990** — Although it was the first time in six seasons he failed to reach the 100-point plateau, Morten was voted to his club-record fifth Pro Bowl... converted 77.8% of his field goal attempts (21-27), second-best in the NFC and his highest figure since he hit 77.8% (28-36) in 1987... 30 of 66 kickoffs went for touchbacks (45.9%), second most in the NFL (33, Lee Johnson), and the best percentage in the League... tied a career-high with three field goals of 50 yards or more, hit a season-long 52-yarder vs. Cleveland, 10/14, his longest since he kicked a 52-yarder on the final week of the 1987 season... converted all four of his field goal attempts opening week vs. San Francisco, 9/10... accounted for a 3-pointer in the last seven regular season contests, and playoff matchup at Chicago, where he hit on 2 of 4... kicked a pair of game-winning field goals, including a 24-yarder with two seconds left in season finale against Rams 12/31 to boot Saints into playoffs... 40-yarder with 4:43 remaining at San Francisco 12/23, provided winning margin in 13-10 victory to keep playoff hopes alive. **1989** — Scored more than 100 points for the fifth straight season... with Dalton Hilliard accounting for 108 points, it was the first time since 1982 Morten did not lead the club in scoring... first time in five years he was not selected for the Pro Bowl... boot-ed a pair of field goals on seven occasions, converted three of five in 22-19 triumph at Buffalo (12/10), including a 22-yard game-winner with 1:53 to play, the eighth game-winner in his career... missed extra point at Rams, 10/22, snapped string of 45 straight... kicked a season-long 49-yarder vs. San Francisco (10/8), the first time since 1982 he did not kick one of 50 yards... named NFL Alumni Association's Kicker-of-the-Year. **1988** — Made fourth consecutive Pro Bowl appearance after leading Saints in scoring with 110 points... hit on 26 of his 36 field goals on the season... hit two game-winners, vs. Dallas (49 yards 10/3) and vs. Atlanta (30 yards 12/18)... converted a 51-yarder vs. Raiders, 10/23... hit a pair of field goals five times, a trio twice, made good on four of five for Saints only points vs. Giants, 11/27. **1987** — Became NFL's most proficient kicker alltime, surpassing the minimum number of successful field goals (100) for consideration... had his best scoring season ever, with 121 points, led NFL kickers in scoring... was perfect 18-of-18 from inside 40 yards in 1987, hit 28 of 36 field goals overall... perfect 37-37 in PATs... hit five field goals against San Francisco 10/25 to tie team record he established 12/1/85 vs. Rams, but missed 52-yarder at game's end that would have given Saints a win in 24-22 thriller... was four of four in week's final season vs. Green Bay, including a season-long of 52 yards... also booted four (5 attempts) at San Francisco, 11/15, including a 40-yard game-winner with 1:06 to play. **1986** — Had team-record 20 straight successful field goals broken against Washington 10/5... hit 26 of 30 field goals (.867), best in NFL... was three of three on three occasions (at Jets 10/26, vs. San Francisco 11/2, at St. Louis 11/16)... season long of 53 yards came in the Jets contest. **1985** — Scored over 100 points for first time in his career with 120, a club record at the time... was 3-4 from outside 50 yards, and 31-35 overall, leading to his first Pro Bowl appearance... hit career longest field goal (55) at Denver (9/15)... set club record with five field goals (5 attempts) vs. Rams, 12/1... was three of three on three occasions. **1984** — Hit field goal (53 yds) on last play at Cleveland 10/28 to win game 16-14, booted three of three that day. **1983** — Hit game-winners on last play against Chicago (41 yards 9/18), at Atlanta (35 yards 10/9) and at Philadelphia (50 yards 12/11)... also kicked a 52-yarder in the Philadelphia game, one of only 14



kickers in NFL history to convert a pair of 50-yarders in one contest... was four of four at Atlanta. **1982** — Sprained ankle in first pro game on opening kickoff vs. St. Louis 9/12, but missed only one game that year due to players' strike... recovered and played in all seven contests following strike... contract runs through 1992 season with no option.

COLLEGE: First team All-America as senior by UPI, Walter Camp, and Sporting News... played in 1982 Blue-Gray and Senior Bowl games... also all-academic Midwest as senior with 3.25 GPA... kicked school record 63-yard field goal as senior... had only 17 of 56 kickoffs returned senior season... dual major, communications and German, with minors in marketing and French.

PERSONAL: Attended Ben Davis High School in Indianapolis as an exchange student... came to United States in 1977 as part of a cultural exchange program... never kicked a football until coming to U.S... started playing soccer at age five... speaks four languages (Danish, German, French, English)... Morten's "Kicks for Kids" program has raised over \$260,000 for Critical Care at Children's Hospital (\$250 per field goal) since its inception in 1983... received New Orleans Sports Foundation's Outstanding Sports Citizen Award for 1990... spent part of this past offseason hiking through the Himalayas... cut top-40 type record "Take It To The Top" with punter Brian Hansen during 1985 season... appeared in dinner theatre play that ran several weeks during 1985 offseason... is co-owner of a Champions Sports Bar that opened this year... single... lives in Harahan.

GAMES PLAYED: (1982, 8); (1983, 16); (1984, 16); (1985, 16); (1986, 16); (1987, 12); (1988, 16); (1989, 16); (1990, 16). Totals 132.

STATISTICS

Year	PAT	1-19	20-29	30-39	40-49	50+	Tot.	BK	Pts.
1982	6-6	-	-	1-1	1-3	0-1	2-5	0	12
1983	37-38	2-2	8-8	3-4	2-6	3-4	18-24	2	91
1984	34-34	-	9-9	4-5	5-10	2-3	20-27	1	94
1985	27-29	-	4-5	13-14	11-12	3-4	31-35	1	120
1986	30-30	1-1	11-11	6-7	6-6	2-5	26-30	1	108
1987	37-37	3-3	6-6	9-9	8-12	2-6	28-36	0	121
1988	32-33	1-1	11-12	8-11	5-8	1-4	26-36	1	110
1989	44-45	-	7-8	10-12	3-5	0-4	20-29	0	103
1990	29-29	-	5-5	5-6	8-12	3-4	21-27	1	92
Totals	247-252	7-7	61-64	59-69	49-74	16-35	192-249	7	852

SAINTS TRAINING CAMPS

1967-1969
1970
1971-1973
1974, 1976-1984
1975
1985
1986-1987
1988-1991

- Cal Western University, San Diego, Calif.
- Bowling Green University, Bowling Green, Ohio
- Southern Mississippi University, Hattiesburg, Miss.
- Dodgertown, Vero Beach, Fla.
- Nicholls State University, Thibodaux, La.
- Louisiana Tech University, Ruston, La.
- Southeastern Louisiana University, Hammond, La.
- University of Wisconsin-La Crosse, La Crosse, Wis.



28 GENE ATKINS

Safety Year With Saints: 5 Year in NFL: 5

Ht: 6-1 Wt: 200 College: Florida A&M

Born: November 22, 1964 at Tallahassee, Florida

Joined Saints: Draft Choice No. 7, 1987

PRO: The third of four defensive backs selected by the Saints in the 1987 draft. Possesses good speed, has gained a reputation for his aggressiveness and the big hit. Stands in ninth spot on Saints' alltime list with 10 interceptions. **1990** — Started all 16 games in first season at free safety...concluded year seventh on club with 66 tackles (54 solo)...led team with five forced fumbles, tied for lead with two interceptions...also accounted for three sacks...finished third with 10 passes defended and second with three fumble recoveries...returned 19 kickoffs for a 24.8-yard average...came within one return of qualifying for the lead in that category in the NFC...brought back three kickoffs for a 35-yard average, including a season long of 50 in season finale vs. Rams, 12/31. **1989** — Became a regular starter for first time in NFL career, started 12 of the 14 contests in which he played at strong safety...inactive first two games of the season with a dislocated shoulder sustained during preseason...finished fifth on club with 76 tackles, 62 solo...credited with a career-high nine tackles (5 solo) at New England, 11/12...came up with seven solo tackle-efforts vs. San Francisco 10/8, at Rams 10/22 and vs. Philadelphia 12/18...intercepted only pass of season, defended two passes, recovered a fumble and blocked a 20-yard field goal attempt in the Eagles game...continued to see action as a kick returner, brought back 12 kickoffs for a 20.4-yard average with a long of 32 yards. **1988** — Spelled Antonio Gibson at strong safety, started six of the 16 contests in which he played...collected a team-leading four interceptions that he returned for 42 yards...blocked a 36-yard Norm Johnson field goal attempt at Seattle 10/16 that was returned 58 yards by Dave Waymer for a TD...returned interception 40 yards at Washington 11/6...made key interception in end zone in final seconds at Rams 11/13 to preserve 14-10 win and give Saints sole possession of first place...a vital part of Saints' special teams, returned 20 kickoffs for a team-high 21.2 average...raced for a team-long 57 yard kickoff return vs. Tampa Bay 9/25. **1987** — As a rookie defender, was pressed into service when starter Gibson was injured vs. Giants 11/22...came in early in game, had two big interceptions to thwart Giants drives...had three interceptions on the season...recovered a fumble at Pittsburgh 11/29...ended season with 36 total tackles, 28 unassisted...also proved valuable as a special teamer...selected to PFWA all-rookie team...contract runs through 1992 with no option.

COLLEGE: Turned in All-America senior season after playing only five games junior season, missed the rest with a broken ankle...began college career as a fullback, moved to safety as a sophomore and became an immediate starter...holds degree in physical education.

PERSONAL: Attended Rickards High School in Tallahassee, Florida...held a football camp in Tallahassee this past offseason to benefit Tabernacle Baptist Church there...married (Sandra) with son (Gene, Jr. 3/28/88) and daughter (Santrell Genell 11/20/90)...lives in Kenner...full name is Gene Reynard Atkins.



GAMES STARTED/PLAYED: (1987, 5/13); (1988, 6/16); (1989, 12/14); (1990, 16/16). Totals 39/59.

Year	Tkl	TACKLES			No.	INTERCEPTIONS		
		Asst	Tot.			Yds.	LG	TD
1987	28	8	36	3	12	8		0
1988	39	11	50	4	42	40		0
1989	62	14	76	1	-2	-		0
1990	54	12	66	2	15	15		0
Totals	183	45	228	10	67	40		0

Year	No.	KICKOFF RETURNS			LG	TD
		Yds.	Avg.			
1987	1	0	0	0		0
1988	20	424	21.2	57		0
1989	12	245	20.4	32		0
1990	19	471	24.8	50		0
Totals	52	1140	21.9	57		0

Additional Stats: Fumbles Recovered: 1987, 1; 1988, 1; 1989, 2; 1990, 3. Forced Fumbles: 1988, 1; 1990, 5. Passes Defended: 1987, 6; 1988, 8; 1989, 6; 1990, 10. Blocked Kicks: 1988, 1 FG; 1989, 1 FG.



6 TOMMY BARNHARDT

Punter Year With Saints: 4 Year in NFL: 5

Ht: 6-2 Wt: 207 College: North Carolina

Born: June 11, 1963 at Salisbury, North Carolina

Joined Saints: Free Agent, 1989

PRO: Originally drafted by Tampa Bay in the ninth round in 1986, released in camp. Adept at pinning opponents inside their own 20 with his excellent hang time. **1990** — Turned in an outstanding effort in first full season in the NFL...finished fourth in the NFC with a 42.7-yard average on 70 punts...net norm of 36.2 was third in the Conference...placed 20 kicks inside-the-20, including 3 vs. San Francisco, 9/10 and at Cincinnati, 11/4, while just six went for touchbacks...awarded game ball in kicking game at Cincinnati when he hit six kicks for a 48.2 average, including a career long of 65...also received game ball at Rams, 12/9 when he averaged 50.4 yards on five punts, including kicks of 57, 52 and 53 yards...had punts of 50 yards or more in 8 of 16 contests. **1989** — Signed with Saints 10/11 after being released in training camp by Detroit...in 11 games punted 55 times for a 39.6-yard average...hit 17 kicks inside-the-20 while just four went for touchbacks...hit kicks of 56 yards twice, vs. Rams 11/26 and vs. Philadelphia 12/18...exhibited excellent hang time, opponents called for 11 fair catches and averaged just 6.2 yards per return...had a big game at New England, 11/12, averaged 37.3 yards on six kicks, including one of 49 yards in winds that gusted up to 35 mph...punted a career-high 10 times (41.5) vs. Rams, 11/26...had best game vs. Philadelphia, averaged 46.6 yards on eight kicks, including boots of 56, 53, 50, 49 yards to keep the Eagles deep in their own




territory in a 30-20 Saints' win. **1988** — After being released by Chicago in training camp, latched on with Washington...in four contests for the Redskins, punted 15 times for a 41.9-yard average with a long of 55 yards...went on injured reserve 10/11 for remainder of campaign with a pulled quadricep. **1987** — After being released by Bucs for second straight summer, signed with Saints for replacement schedule...in three games with Saints punted 11 times for a 43.9-yard average, one touchback, four inside-the-20 and a long of 52 yards...released by New Orleans 11/3, signed with Chicago 12/16 and played in final two regular season contests for the Bears...contract runs through 1992 with no option.

COLLEGE: Transferred to North Carolina after a year at East Carolina...earned first team all-ACC honors each of his last two seasons with the Tar Heels, with a 43.6 average in 1984, followed by a 41.5 norm in 1985...hit a career long 59-yarder against Virginia in 1984, booted one of 57 yards in 1985...holds a degree in business with a minor in psychology.

PERSONAL: Played quarterback at South Rowan High School in China Grove, North Carolina...single...spent offseason in Kenner taking part in conditioning program...full name is Tommy Ray Barnhardt.

GAMES PLAYED: (1987, 5); (1988, 4); (1989, 11); (1990, 16). Totals 36. Totals with Saints 30.

Year	No.	Yds.	PUNTING				
			Avg.	TB	IN20	LG	BK
1987	17	719	42.3	1	6	52	0
1988	15	628	41.9	2	1	55	0
1989	55	2179	39.6	4	17	56	0
1990	70	2992	42.7	6	20	65	1
Totals	157	6518	41.5	13	44	65	1



85 HOBY BRENNER

Tight End Year With Saints: 11 Year in NFL: 11

Ht: 6-5 Wt: 245 College: Southern California

Born: June 2, 1959 at Linwood, California

Joined Saints: Draft Choice No. 3b, 1981

PRO: Taken in third round of the 1981 draft with choice acquired from Minnesota in the Steve Riley trade. Stands fourth on the club's alltime list, first among tight ends, with 228 receptions. His 3,332 receiving yards is third and also tops among tight ends. 20 receiving scores is fourth alltime. 134 games played is 8th on team's alltime chart. **1990** — Started all 16 contests for second straight year and fifth time in his career...was sixth on club with 17 receptions for 213 yards and two touchdowns...hauled in three passes for a season-best 77 yards and a 31-yard score at Houston 10/21...the TD catch was his longest since the 1986 season...grabbed a season-high four passes for 30 yards vs. Detroit 10/28. **1989** — Came back from injury-plagued 1988 season to start all 16 contests, fourth time in his career he has done



so...finished fourth on club with 34 receptions for 398 yards and four TDs...his 34 catches were his most since the 1985 campaign...grabbed a season-high five passes for 43 yards and a score at Green Bay, 9/17...hauled in four passes for a season-best 86 yards, including a 30-yard touchdown in season finale vs. Indianapolis, 12/24...caught a pass in all but two games. **1988** — Slowed for most of the season with an abdominal injury suffered in the second contest, at Atlanta 9/11...appeared in only 10 games, his lowest total since the 1982 strike-shortened season when he played in eight...started eight contests...spent six consecutive weeks (3-8) on the inactive list as a result of the injury...caught five passes for 67 yards, both career-lows. **1987** — Made first-ever appearance in AFC-NFC Pro Bowl...was instrumental in both the Saints' running and passing games, snared 20 passes for 280 yards, and supplied the outside impetus for the New Orleans running game with excellent blocking ability...caught a season-high five passes for 68 yards, including two TD passes from Bobby Hebert in season opener vs. Cleveland, a 28-21 Saints win. **1986** — Hampered by injured hand most of 1986, caught 18 passes on the season, his lowest total since 1982...still started 12 of 15 games he played in...snared three passes for 60 yards vs. Tampa Bay, 10/19. **1985** — Elected by teammates as Offensive Player-of-the-Year, led Saints with 42 catches for 652 yards and 2 TDs...started every game, caught at least one pass in 14 games...had six catches for 111 yards and a 28-yard TD at Atlanta, 10/20. **1984** — Led team in receiving TDs with six...rated most effective tight end in NFL, third receiver overall in NFC based on receptions per game, average per catch and TD percentage...had two 100-yard receiving days (6-131 vs. St. Louis 9/23 and 3-101 vs. Cincinnati 12/9)...caught four passes for 96 yards and both TDs in 17-13 win at Atlanta 11/11...caught "hail Mary" 54-yard scoring pass on last play of first half vs. Cincinnati 12/9 to give Saints lead. **1983** — Started all 16 games, finished second on team in catches and receiving yardage with 41 and 574, respectively...had a season-best six catches for 105 yards, including a 15-yard TD pass from Ken Stabler vs. Chicago, 9/18...grabbed a pass in all but one game (at Philadelphia, 12/11). **1982** — Had 16 receptions for 171 yards...grabbed six passes for 73 yards vs. Tampa Bay 12/5...started first eight contests but missed final game of the season on injured reserve with a knee injury. **1981** — Pro career started slowly as he was on injured reserve with bothersome turf toe six of first seven games...finished season with seven catches for 143 yards...contract signed during 1991 offseason runs through 1992 with no option.

COLLEGE: Led USC receivers in total yards in 1980...his 26 receptions were the most for a USC tight end since 1972...AP honorable mention All-America in 1980, and 2nd team all-PAC 10...also 1979 first team all-West Coast...majored in business.

PERSONAL: Attended Fullerton (California) High School...brother is an NCAA and American record holder in shotput...married (Alexis)...lives in San Clemente, California in offseason...full name is Hoby F.J. Brenner.

GAMES STARTED/PLAYED: (1981, 1/9); (1982, 8/8); (1983, 16/16); (1984, 16/16); (1985, 16/16); (1986, 12/15); (1987, 10/12); (1988, 8/10); (1989, 16/16); (1990, 16/16). Totals 119/134.



Year	No.	RECEIVING			
		Yards	Avg.	LG	TD
1981	7	143	20.4	34	0
1982	16	171	10.7	25	0
1983	41	574	14.0	38t	3
1984	28	554	19.8	57	6
1985	42	652	15.5	38	3
1986	18	280	15.5	34	0
1987	20	280	14.0	30t	2
1988	5	67	13.4	24	0
1989	34	398	11.7	30t	4
1990	17	213	12.5	31t	2
Totals	228	3332	14.8	57	20

Additional Stats: Fumbles: 1981, 1; 1982, 1; 1983, 1; 1985, 1; 1989, 1.



67 STAN BROCK

Tackle Year With Saints: 12 Year in NFL: 12

Ht: 6-6 Wt: 278 College: Colorado

Born: June 8, 1958 at Beaverton, Oregon

Joined Saints: Draft Choice No. 1, 1980

PRO: Enters 1991 second on the club's alltime chart with 154 games played. Was the Saints first selection (12th overall, 3rd offensive lineman) in the 1980 draft. **1990** — Started all 16 games at right tackle for second consecutive season... was in for every snap... it marked the eighth time in his career he has played and started in all regular contests... turned in stellar performance after dropping about 15 pounds from previous year... part of a line that permitted only 20 sacks, second fewest in the NFL. **1989** — Returned following reconstructive knee surgery to start all 16 games at right tackle. **1988** — Started first seven games at right tackle before knee injury during practice between weeks seven and eight put him on injured reserve for the remainder of the campaign... marked the first time in four years that Stan had not started every regular game. **1987** — Started all 12 regular games, third consecutive season he started each game... part of line that led Saints to no. 3 NFL ranking in rushing stats despite not having 1,000-yard rusher... had one kickoff return for 11 yards. **1986** — Started every game in 1986 despite suffering disc injury in preseason. **1985** — Was only lineman to start every game... came off knee injury in game 14 of 1984 season to play effectively. **1984** — Held his position at right tackle longer than any Saints offensive lineman, but torn knee ligaments in week 14 sent him to the injured reserve list... injury ended 67-game starting streak, and the last two games were the only he had missed since becoming a Saint in 1980. **1983** — Started all 16 games, the third consecutive season he had achieved that feat. **1982** — Started all nine games on a line that didn't yield a sack in three contests and allowed only one in another. **1981** — Started all 16 contests as a second-year performer. **1980** — Played in all 16 games, starting 12 of them... an all-rookie selection by UPI and Pro Football Weekly... contract runs through 1992 with no option.



COLLEGE: Called by Colorado coach Chuck Fairbanks "the best pass blocker in college football" his senior year... first team all-Big Eight in 1979... played in Hula and Senior Bowls... started every game at right tackle as junior and senior... team captain and four-year letterman... majored in physical education.

PERSONAL: Attended Jesuit High School in Beaverton, Oregon... made all-state team at tackle... also lettered in basketball and track... brother, Pete, was a center with the New England Patriots from 1976-87, and was their No. 1 pick in 1976... brother, Willie, is former draft choice of Kansas City Chiefs... father is retired riverboat fireman... Saints recipient of 1987 Ed Block Courage Award... full name is Stanley James Brock... married (Lori) with four daughters (Sarah 12/29/79, Jessica 5/15/81, Rachel 9/27/84 and Emily 9/28/87)... lives in Beaverton, Oregon in offseason.

GAMES STARTED/PLAYED: (1980, 12/16); (1981, 16/16); (1982, 9/9); (1983, 16/16); (1984, 14/14); (1985, 16/16); (1986, 16/16); (1987, 12/12); (1988, 7/7); (1989, 16/16); (1990, 16/16). Totals 150/154.



16 MIKE BUCK

Quarterback Year With Saints: 2 Year in NFL: 2

Ht: 6-3 Wt: 227 College: Maine

Born: April 22, 1967 at Long Island City, New York

Joined Saints: Draft Choice No. 6a., 1990

PRO: The 156th selection overall and 11th quarterback taken in the 1990 draft. Marked the earliest the Saints had chosen a quarterback since they tabbed Dave Wilson in the first round of the 1981 supplemental draft. **1990** — Spent rookie season learning, was inactive for eight games, dressed but did not see action for the balance... contract runs through 1991 with no option.

COLLEGE: Set 27 Black Bear career passing records, including completions (647), attempts (1,154), touchdowns (69) and yards (8,844)... a four-year starter, Mike was selected first team all-Yankee Conference as a senior and sophomore... sophomore campaign saw him establish club single-season records for completions (232), attempts (419), yards (2,987) and touchdowns (23)... holds degree in physical education.

PERSONAL: Earned honorable mention all-state accolades at Sayville (N.Y.) High School... single... spent offseason in Kenner taking part in offseason conditioning program.

GAMES STARTED/PLAYED: (1990, 0/0).



26 VINCE BUCK

Cornerback Year With Saints: 2 Year in NFL: 2
Ht: 6-0 Wt: 198 College: Central St. (Ohio)
Born: January 12, 1968 at Owensboro, Kentucky
Joined Saints: Draft Choice No. 2, 1990

PRO: The 44th pick overall and fifth defensive back taken in the 1990 draft. Possesses the ability to play both cornerback spots and either free or strong safety. **1990** — Began rookie season primarily on special teams, but earned starting role as nickel back by the middle of the schedule...tallied 24 tackles (21 solo), tied for third with 10 passes defended, including three in 20-17 victory over Rams, 12/31...finished second on club with 14 special teams tackles...started only game of season at Rams, 12/9, as Saints opened with five defensive backs...credited with five tackles (2 on special teams) and a pass break up in the game...recovered a fumble and forced one in Saints win at San Francisco, 12/23...also proved valuable as a punt returner, brought back 37 punts for an 8.2 average...returned three for a season-high 15.3 norm at Dallas, 12/2, returned five for a 12.8 average including a season-long of 33 against Rams, 12/31...contract runs through 1993 with no option.

COLLEGE: Set Marauders school record with 30 interceptions, including 10 as a freshman and junior...was an NAIA All-America and Defensive Player-of-the-Year as a senior, when he broke his own school record with 45 punt returns for an 18.1 average...three punt returns went for touchdowns, including a 98-yarder, had four others called back because of penalty...returned 38 punts for a 19.9 norm and three touchdowns as a junior...established school record with four interceptions in a game freshman year...played in Hula Bowl and East-West Shrine game...majored in secondary education.

PERSONAL: Lettered three seasons as defensive back and two years at running back at Owensboro (Kentucky) High School...also did the pole vault in track...single...spent this past offseason in Wilberforce, Ohio earning credits toward degree, and then in Kenner taking part in offseason conditioning program...full name is Vincent Lamont Buck.

GAMES STARTED/PLAYED: (1990, 1/16).

Year	TACKLES			INTERCEPTIONS			PUNT RETURNS				LG
	Tkl	Asst	Tot.	No.	Yds.	TD	No.	FC	Yds.	Avg.	
1990	35	3	38	0	0	0	37	8	305	8.2	33

Additional Stats: Passes Defended: 1990, 10. Fumbles Recovered: 1990, 1. Forced Fumbles: 1990, 1. Kickoff Returns: 1990, 3-38 yards.



41 TOI COOK

Cornerback Year With Saints: 5 Year in NFL: 5
Ht: 5-11 Wt: 188 College: Stanford
Born: December 3, 1964 at Chicago, Illinois
Joined Saints: Draft Choice No. 8, 1987

PRO: The last of four defensive backs chosen by the Saints in the 1987 draft. Although he has played the last two seasons at cornerback, Toi also has seen time at the free safety spot in his four-year stint with the Saints. **1990** — Opened all 16 contests at RCB in his second season as a fulltime starter...tied for fourth on club with 73 tackles...led team with 20 passes defended, finished in a 4-way tie for team lead with two interceptions...knocked away six passes at Atlanta, 10/7...recorded seven tackles, a sack and two passes defended vs. Atlanta, 11/25...registered a career-high nine tackles in big Saints win at San Francisco, 12/23. **1989** — Earned starting assignment for first time in three-year NFL career, after playing in nickel situations first two weeks, opened final 14 affairs at right cornerback...played well at cornerback after spending initial two NFL campaigns at free safety...recorded first pro sack opening week vs. Dallas...snared interception at Rams 10/22 (10 yds), at Buffalo 12/10 (8 yds)...took back INT 63 yards for a score in season finale vs. Indianapolis...ranked 7th on club with 54 total tackles, also tallied a pair of stops on special teams...credited with a season-high 7 tackles vs. Rams 11/26...14 passes defended were second behind Robert Massey's 18...made first career reception (8 yds) at Green Bay 9/17, also lined up in four wide receiver set vs. Atlanta 10/29. **1988** — Although he didn't start, Toi played in all 16 games and saw his playing time increase from 1987 season...used in nickel and dime schemes...saw action primarily on special teams...made 12 tackles, defended two passes...snared first career interception, vs. Giants 11/27. **1987** — Spent most of season learning...saw most of action on special teams, played in seven games...recorded four tackles and one pass defended...contract runs through 1991 with no option.

COLLEGE: Led Stanford in interceptions his last three seasons as starting cornerback...had eight interceptions as senior, 17 in his career...a three-year member and a two-year starter in right field and center field for the Cardinal baseball squad...starting center fielder and cleanup hitter on Stanford baseball team that won college world series in 1987...a first team all-Pac 10 performer in 1986 with a .337 batting average and a team-high 37 stolen bases and 50 RBIs...also socked ten home runs...selected in the 1987 baseball draft by Minnesota...majored in communications.

PERSONAL: Attended Montclair Prep High School in Van Nuys, California...as a defensive back and wide receiver, led team in tackles and scored 14 TDs as senior...married this past offseason (Kristine)...resides in Westwood, California in offseason...full name is Toi Fitzgerald Cook.

GAMES STARTED/PLAYED: (1987, 0/7); (1988, 0/16); (1989, 14/16); (1990, 16/16). Totals 30/55.



Year	Tkl	TACKLES		No.	INTERCEPTIONS	
		Asst	Tot.		Yds.	TD
1987	3	1	4	0	0	0
1988	12	0	12	1	0	0
1989	45	11	56	3	81	1
1990	66	7	73	2	55	0
Totals	126	19	145	6	136	1

Additional Stats: Passes Defensed: 1987, 1; 1988, 2; 1989, 14; 1990, 20. Sacks: 1989, 1-23 yards; 1990, 1-0 yards. Forced Fumbles: 1990, 1. Receiving: 1989, 1-8 yards. Punt Returns: 1987, 1-3 yards.



71 RICHARD COOPER

Tackle Year With Saints: 2 Year in NFL: 2
Ht: 6-5 Wt: 290 College: Tennessee
Born: November 1, 1964 at Memphis, Tennessee
Joined Saints: Free Agent, 1989

PRO: Went to camp with Seattle in 1988, was released in camp. Signed by the Saints as a free agent in 1989, spent the entire '89 season on developmental squad, while making change to offensive line. Had played on defensive line throughout high school and college. **1990** — Made tremendous strides in first season of competition as an offensive lineman after spending entire football career on the defensive side... saw brief action at left tackle vs. Detroit 10/28, subbing for an injured Kevin Haverdink... left game shortly afterwards with a pulled hamstring... started in Haverdink's spot at Rams 12/9 and showed good promise... saw action at both tackle and guard spots during the preseason, when he started the first four contests... is in the option year of his contract.

COLLEGE: Lettered four years for the Vols... a three-year starter at defensive end, where he earned all-SEC honors junior year... majored in communications.

PERSONAL: Attended Melrose High School in Memphis, Tennessee where he played defensive end, outside linebacker and some on the offensive line... state champion in the shot put and discus as a junior and senior... single... spent offseason in Kenner, where he was a regular participant in the club's offseason conditioning program... full name is Richard Warren Cooper.

GAMES STARTED/PLAYED: (1990, 1/2).



72 JIM DOMBROWSKI

Tackle/Guard Year With Saints: 6 Year in NFL: 6
Ht: 6-5 Wt: 298 College: Virginia
Born: October 19, 1963 at Williamsville, N.Y.
Joined Saints: Draft Choice No. 1, 1986

PRO: Sixth player and first offensive lineman selected in the 1986 draft. A tackle by trade, slowly moved into guard spot in middle of the 1989 campaign, after spending first 3 1/2 years at tackle. Has started all 61 games in which he has appeared in his career, including a string of 58 straight, tied for most on the club. Has missed only one offensive play over the last two years. **1990** — Started all 16 games for third consecutive year... spent first full season as a guard, as he and Kevin Haverdink gave Saints a solid left side... one of four Saints starting offensive linemen to line up for every snap... also part of a line that yielded only 20 quarterback sacks, second fewest in the NFL. **1989** — For second straight season, Jim started all 16 contests... began first nine games at familiar left tackle spot, was moved inside to left guard for remainder of season following injury to Brad Edelman... one of Saints' most effective lineman despite the fact he played the first three games of the campaign with a cast to protect a thumb he injured during the preseason. **1988** — Had his most productive season as a pro following rigorous offseason conditioning program in which he gained strength and stamina, and in the process dropped about ten pounds... started all 16 games at left tackle, one of only two Saints' offensive linemen to start every game (C Steve Korte)... added quickness as a result of offseason program was apparent on the field. **1987** — In what was, effectively, his rookie season, started 10 games at left tackle... missed first two games of season (knee sprain)... learned on-the-job. **1986** — Showed tumultuous ability, earned starting spot at left tackle... broken bone in his foot early in game three at San Francisco, 9/21 ended his season... played the rest of the game with the broken foot... contract runs through 1992 with no option.

COLLEGE: Consensus All-America selection senior season... all-ACC three years... one of 12 Lombardi Award nominees as senior, one of only two offensive linemen nominated... recipient of NCAA Top Six Award based on academics/athletics/leadership... started 45 consecutive games for Cavaliers... played in Hula and Senior Bowls... holds degree in biology, played final year of college football as graduate student.

PERSONAL: Attended Williamsville (New York) South High School... plans on medical career as orthopedic surgeon... married (Sandy) with daughter (Carter Elizabeth 2/23/89) and son (Matthew 6/11/91)... full name is James Matthew Dombrowski... lives in Mandeville. Pronounced dum-BROW-skee.

GAMES STARTED/PLAYED: (1986, 3/3); (1987, 10/10); (1988, 16/16); (1989, 16/16); (1990, 16/16). Totals 61/61.



89 QUINN EARLY

Wide Receiver Year With Saints: 1 Year in NFL: 4
Ht: 6-0 Wt: 190 College: Iowa
Born: April 13, 1965 at West Hempstead, New York
Joined Saints: Free Agent (Plan B), 1991

PRO: Signed by the Saints as a Plan B free agent from San Diego during 1991 off-season. Originally selected in the third round (60th player overall) by San Diego in the 1988 draft. **1990** — Played in 14 games with four starts for Chargers, finished year sixth on team with 15 catches for 238 yards...hauled in a career-long 45-yarder for a touchdown from Billy Joe Tolliver at Seattle 11/4. **1989** — Earned starting job by second week of season, but a sprained knee in the fourth game put him on injured reserve for the next 10 weeks...limited to just 11 catches for 126 yards...came back for final two games, and caught a season-high four passes for 38 yards in finale. **1988** — Started 10 games for Chargers in rookie season, and caught a pass in 15 of 16 contests...finished season tied for fifth on team with 29 receptions for 375 yards, led receivers with four touchdowns...caught a career-high five passes (51 yards) in first career outing, at Raiders 9/4...also ran for a career-long 37 yarder in the Raiders game...tallied a career-high 63 yards (3 receptions, 1 TD) at Kansas City 9/25...contract runs through 1992 with no option.

COLLEGE: Caught 104 passes for 1,819 yards and 13 touchdowns in four years for Hawkeyes...led Big 10 with a 22.3-yard average per catch as a junior...a third team All-America choice senior season...received degree in commercial art.

PERSONAL: Received all-state honors in track, and all-county accolades in football and basketball as a senior at Great Neck (N.Y.) South High School...talented artist, produced illustrations for University of Iowa media guide...married (Cassandra)...full name is Quinn Remar Early.

GAMES STARTED/PLAYED: (1988, 10/16); (1989, 3/6); (1990, 4/14). Totals 17/36.

Year	No.	RECEIVING		LG	TD
		Yards	Avg.		
1988 (San Diego)	29	375	12.9	38t	4
1989 (San Diego)	11	126	11.5	21	0
1990 (San Diego)	15	238	15.9	45t	1
Totals	55	739	13.4	45t	5

Additional Stats: Rushing: 1988, 7-63 yards, 37 Long; 1989, 1-19 yards.
 Fumbles: 1988, 1.



22 GILL FENERTY

Running Back Year With Saints: 2 Year in NFL: 2
Ht: 6-0 Wt: 205 College: Holy Cross
Born: August 24, 1963 at New Orleans, Louisiana
Joined Saints: Draft Choice No. 7, 1986

PRO: Drafted by the Saints in the 7th round in 1986. Spent the '86 season in a pro league in Italy, and the 1987-89 campaigns with the Toronto Argonauts of the Canadian League. In three years there, carried the ball 625 times for 3,094 yards (4.95) and 34 touchdowns, including a club-record 1,247 yards rushing in 1989. Also caught 140 passes for 1,190 yards. **1990** — Saw his playing time increase over the course of the season as he familiarized himself with the system...was third on club with 335 yards rushing on 73 attempts (4.9)...also caught 18 passes for 209 yards, and returned 28 kickoffs for a 20.4 norm...rushed nine times for a game-high 50 yards at Minnesota, 9/16...also returned five kickoffs for a 23.2 average including a season-long 58 yarder against the Vikings...rushed seven times for 42 yards vs. Detroit, 10/28...scored first NFL touchdown on a five-yard run at Cincinnati, 11/4...had most productive day at Rams, 12/9 when he ran for 104 yards on 10 carries including a 60-yard TD run that brought Saints to within three in 24-20 victory...10.4-yard average per carry that day was the second best in club history...was inactive at Atlanta 10/7 with a calf injury...contract runs through 1991 with no option.

COLLEGE: Established virtually every Crusader rushing record, as he averaged 118.4 yards a game over three years...finished career as second-leading all-purpose yardage gainer in NCAA history with 155.7 a contest...holds degree in sociology.

PERSONAL: Attended Jesuit High School in New Orleans where he played baseball, ran track, and was an all-State running back...single...spent offseason in New Orleans area...full name is Lawrence Gill Fenerty. Pronounced FEN-uh-tee.

GAMES STARTED/PLAYED: (1990, 0/16).

Year	No.	Yds.	RUSHING			No.	Yds.	RECEIVING		TD
			Avg.	LG	TD			LG	TD	
1990	73	355	4.9	60t	2	18	209	28		0
Year	No.	Yds.	KICKOFF RETURNS			No.	Yds.	RECEIVING		TD
			Avg.	LG	TD			LG	TD	
1990	28	572	20.4				58			0

Additional Stats: Fumbles: 1990, 4.



52 BRIAN FORDE

Linebacker Year With Saints: 4 Year in NFL: 4
Ht: 6-3 Wt: 235 College: Washington State
Born: November 1, 1963 at Montreal, Quebec, Canada
Joined Saints: Draft Choice No. 7, 1988

PRO: A good athlete who has gradually made a mark as a key performer on the Saints' special teams unit. An outside linebacker with ability to play inside in a pinch.
1990 — Found it tough getting into defensive sets with stellar play of starting linebackers...majority of playing time came on special teams where he tied for fourth with seven tackles, including a pair vs. Detroit 10/28, when he also recovered a fumble that led to Saints only touchdown of the day...saw brief action at outside linebacker vs. Phoenix 9/23, vs. Tampa Bay 11/11 and in playoff game at Chicago 1/6. **1989** — Saw his playing time increase as he familiarized himself with the system...started for first time in career at Tampa Bay, 9/24, replacing Rickey Jackson at LOLB after Jackson's automobile accident...took advantage of start as he tallied 8 solo tackles...action in defensive schemes became limited with Jackson's return and the play of Pat Swilling...emerged as a top special teams player, making 8 stops, fourth on club...recovered a fumble at New England, 11/12, blocked a punt that went for a safety the following week at Atlanta. **1988** — Played in all 16 games, mostly on special teams, as a rookie...recorded 12 tackles, nine solo stops...saw extended action at outside linebacker vs. Dallas 10/3 when starter Pat Swilling was forced out of the contest with an abdominal injury, and backup Joe Kohlbrand was ejected in the first quarter...came up with key tackle of Cowboys' QB Steve Pelleur late in the game as Saints went on to win 20-17...contract runs through 1991 with no option.

COLLEGE: A three-year starter for the Cougars, who tallied at least 10 tackles six different times in his senior season...registered a school-recorded 28 tackles vs. California his sophomore year...majored in general studies.

PERSONAL: Attended Champlain Regional College Prep School in Montreal...married (Tracey)...resides in Redmond, Washington. Pronounced FORD.

GAMES STARTED/PLAYED: (1988, 0/16); (1989, 1/16); (1990, 0/16). Totals 1/48.

Year	TACKLES		
	Tkl	Asst	Tot.
1988	9	3	12
1989	20	0	20
1990	8	0	8
Totals	37	3	40

Additional Stats: Fumble Recoveries: 1989, 1; 1990, 1. Blocked Kicks: 1989, 1 Punt for Safety.



11 JOHN FOURCADE

Quarterback Year With Saints: 5 Year in NFL: 5
Ht: 6-1 Wt: 215 College: Mississippi
Born: October 11, 1960 at New Orleans, Louisiana
Joined Saints: Free Agent, 1987

PRO: Was not drafted out of college, played with British Columbia of the CFL in 1982. Spent time in the USFL prior to coming to Saints camp in 1986. Was released in 1986 and served a short stint in the Arena Football League. Released in 1987 camp before being signed to replacement squad. Mobile quarterback with a strong arm. **1990** — Began season as the starter, opened the first five games...completed 45 of 102 passes for 744 yards, three touchdowns and seven interceptions during that stretch...hit on 11 of 23 for 151 yards with a TD and an INT in Saints 28-7 victory over Phoenix 9/23...had finest performance at Atlanta 10/7 when he connected on 10 of 17 for 235 yards and two TDs, including a 68-yard scoring strike to Floyd Turner...was replaced by Steve Walsh in first quarter vs. Cleveland 10/14, saw action in just two games hence. **1989** — Saw first extended game experience since 1987 replacement schedule...filled in at quarterback for Bobby Hebert in parts of four of the first 13 games...started the final three contests of the season and led the Saints to a perfect record...in those three victories, John completed 60% of his passes (54-90) for 829 yards, 7 touchdowns and 3 interceptions...hit on 15 of 27 for a career-best 302 yards and a pair of scores, including a 54-yarder for a TD to Dalton Hilliard, in Saints' 22-19 win at Buffalo, 12/10...completed 18 of 35 for 236 yards, and tied a career-high with 3 TDs in 30-20 Monday night win over the Eagles the following week...completed 75% of his passes (21-28) in a 40-21 win over the Colts in the season finale...threw for 291 yards, two TDs and ran for a 2-yard score in the game...assumed the duties as Morten Andersen's holder in week six and held that spot for the remainder of the season. **1988** — Following impressive stint on replacement squad in 1987, John got into just one contest, at Minnesota 12/4...spent one week on inactive list...bothered for most of the season with a nagging shoulder injury, surgically repaired following the season. **1987** — Made team during replacement schedule where he played with courage and ability...started all three replacement games, as Saints garnered two wins...threw for 222 yards in first-ever NFL start, vs. Rams 10/4...hit on 16-21 passes in the game and three TDs...threw longest scoring play in Saints history, an 82-yard pass-run to TE Mike Waters vs. Rams...sustained knee injury vs. St. Louis following week, but returned to lead rally that just fell short...ran for 57 yards on five carries in St. Louis game...ran for nullified TD vs. Rams in strange play that was a highlight film hit...threw interception on last play of first half, defender fumbled it, teammate picked it up, fumbled downfield, Fourcade snatched it up and scored from over 70 yards out...was retained when strike ended, was on roster five of the remaining games as third QB...contract runs through 1991 with no option.

COLLEGE: All-everything at Mississippi, shattered virtually every passing record, most held by former Saint Archie Manning...received degree in marketing management.




PERSONAL: Attended Archbishop Shaw High School in Marrero, Louisiana... coached football and was a teacher at John Ehret High School in Marrero prior to replacement schedule... occupied during offseason with numerous charitable events, was Saints nominee for Travelers NFL Man of the Year last season... holds an annual golf tournament which benefits American Cancer Society... single... full name is John Charles Fourcade... resides in Metairie.

GAMES STARTED/PLAYED: (1987, 3/3); (1988, 0/1); (1989, 3/13); (1990, 5/7). Totals 11/24.

Year	PASSING						RUSHING				
	Att.	Comp.	Yds.	LG	TD	Int	No.	Yds.	LG	TD	
1987	89	48	597	82t	4	3	19	134	18	0	
1988	1	0	0	0	0	0	0	0	0	0	
1989	107	61	930	54t	7	4	14	91	14	1	
1990	116	50	785	68t	3	8	15	77	12	1	
Totals	313	159	2312	82t	14	15	48	302	18	2	

Additional Stats: Sacked: 1987, 5-67 yards; 1989, 13-86 yards; 1990, 8-44 yards. Fumbles: 1987, 1; 1989, 2; 1990, 4.



91 ROBERT GOFF

Nose Tackle Year With Saints: 2 Year in NFL: 4
Ht: 6-3 Wt: 270 College: Auburn
Born: October 2, 1965 at Rochester, New York
Joined Saints: Trade (Tampa Bay), 1990

PRO: Tampa Bay's fourth-round draft choice in 1988, "Pig", as he is known, played defensive end with the Bucs. Traded to the Saints 9/3/90 for a 10th-round draft choice in 1991. Has ability to play both nose tackle and end spots along defensive front. **1990** — Inactive opening week of the season, started 10 of the final 14 games at nose tackle... tallied 22 tackles, including a season-high five vs. Tampa Bay, 11/11... recovered a fumble and returned it 13 yards to help preserve Saints 21-7 victory at Cincinnati, 11/4. **1989** — Moved into starting role after the trade of Ron Holmes... started all 12 contests in which he appeared, injuries kept him out of four games... in back-to-back efforts vs. Chicago (10/8) and Detroit (10/15) tallied a total of 10 tackles and three sacks... registered a career-high two sacks and five tackles in the Lions' game... inactive for three games with thigh injury. **1988** — Was used mainly as a backup until injury to Ron Holmes... started final five games at right end spot and recorded 19 tackles and two sacks during that stretch... credited with a career-best six stops at New England, 12/11... contract expired in 1990, subject to developments.

COLLEGE: Transferred to Auburn following two seasons at Butler County (Kansas) Junior College... played both defensive tackle and nose tackle for the Tigers... recorded 41 tackles (6 for loss) and three sacks as a senior in 1987... played in Senior Bowl where he was coached by Jim Mora and the Saints' staff.



PERSONAL: All-district and all-county choice at defensive tackle as a senior at Bayshore High School in Bradenton, Florida... goes by the name of "Pig", given to him as a child by his oldest brother... single... split time between Bradenton and New Orleans during offseason... full name is Robert Lamar Goff.

GAMES STARTED/PLAYED: (1988, 6/16); (1989, 12/12); (1990, 10/15). Totals 28/43. Totals with Saints 10/15.

Year	TACKLES			SACKS	
	Tkl	Asst	Tot.	No.	Yds. Lost
1988 (Tampa Bay)	17	7	24	2	14
1989 (Tampa Bay)	22	9	31	4	35
1990	19	3	22	0	0
Totals	58	19	77	6	49

Additional Stats: Fumbles Recovered: 1988, 3; 1989, 1; 1990, 1-13 yards. Passes Defensed: 1988, 1; 1990, 1.



74 KEVIN HAVERDINK

Tackle Year With Saints: 3 Year in NFL: 3
Ht: 6-5 Wt: 285 College: Western Michigan
Born: October 20, 1965 at Holland, Michigan
Joined Saints: Draft Choice No. 5, 1989

PRO: Big, strong lineman who became a fulltime starter by the second half of his rookie season. Good quickness for someone of his size. Possesses ability to play guard spot in a bind. **1990** — Earned starting spot at left tackle following impressive second half of rookie campaign... started 15 of 16 games including the first 12... was inactive at Rams, 12/9, with a knee injury sustained the week before at Dallas... was the only member of the Saints' starting offensive line not to be in on every snap, also missed the entire second half at Houston (10/21) and at Dallas (12/2), both with knee injuries. **1989** — The only rookie offensive lineman to make Saints' opening day roster... saw little playing time early on, primarily on special teams... made one stop when he brought down Dallas K Roger Ruzek on a fake field goal opening week... saw extended action at RT vs. Washington, 10/1 in place of an injured Stan Brock... came in at LT in first quarter at San Francisco 11/6, following injury to LG Brad Edelman... played there the rest of the way and started the final seven contests at LT... left the final four games in the second half with back spasms... named to PFWA, UPI and Pro Football Weekly all-rookie squads... contract expired in 1990, subject to developments.

COLLEGE: Originally recruited as a defensive lineman, went from 195 pounds as a freshman to 285... a three-year starter at tackle for the Broncos... after four starts in 1986, a knee injury sidelined him the remainder of season... suffered a fractured fibula in fourth contest of senior campaign, returned three weeks later, was a unanimous all-Mid American Conference selection... played in Blue-Gray Classic, chosen for Senior Bowl but declined due to a broken leg... majored in marketing.

PERSONAL: All-State performer in football and basketball at Hamilton (Mich.) High School... married (Laura)... full name is Kevin Dean Haverdink... spent offseason in Kenner with much time devoted at Metairie practice facility. Pronounced HAH-ver-dink.

GAMES STARTED/PLAYED: (1989, 7/16); (1990, 15/15). Totals 22/31.



3 BOBBY HEBERT

Quarterback Year With Saints: 6 Year in NFL: 6
Ht: 6-4 Wt: 215 College: Northwestern Louisiana
Born: August 19, 1960 at Galliano, Louisiana
Joined Saints: Free Agent, 1985

PRO: Signed with Saints as a free agent in 1985 following successful three-year career in the USFL. In three seasons in the USFL with Michigan and Oakland, appeared in two championship games, winning one. Defeated head coach Jim Mora and the Philadelphia Stars as a Michigan Panther in the league's inaugural championship game in 1983, 24-22. Lost championship game to Mora and the Baltimore Stars, 28-24 in 1985 as an Oakland Invader. Tops among Saints alltime signal callers with a 58.1% career completion mark. Is second on the Saints' alltime list in passing yardage, attempts, completions and touchdowns. In the 50 games he has started in his career, the Saints have posted a record of 29-21. **1990** — Remained unsigned, did not play. **1989** — Set club single-season record with a 62.9% completion rate (222-353) shattering the old mark of 61.9% by Ken Stabler in 1982... his completion mark was second among NFL starters, while his 82.7 efficiency rating was seventh... hit on 84.2% (16-19) passes opening week vs. Dallas, second-best in team history only to his 87% (20-23) performance vs. Denver 11/20/88... hit on 71.9% (23-32) the following week at Green Bay... set career-highs in attempts (49) and completions (31) vs. San Francisco 10/8... also threw for a career-best 308 yards that day, his first 300-yard passing day in the NFL... turned in a stellar October, completed 98 of 154 passes (63.6%) for 1,396 yards, 10 TDs and 4 INTs, and was named NFC Offensive Player-of-the-Month... threw for at least 250 yards in all five games during October... had three 3-TD days: at Green Bay 9/17, vs. Jets 10/15 and at Rams 10/22... his season-long 54-yard touchdown pass to Floyd Turner at the Rams was his longest completion since the 1987 season... had four passes picked off at Atlanta, 11/19, tying his most interceptions in a game (at Minnesota 12/21/86)... relinquished starting job to John Fourcade for final three games of season, took just two snaps during that time. **1988** — Started all 16 contests, most in his NFL career... completed 58.6% of his passes, the best figure in his NFL tenure to that point... was good on 87% (20-23) of his passes vs. Denver 11/20 to set a new club record (Archie Manning, 78.6)... cited as NFC Offensive Player-of-the-Week for his performance in the Saints 42-0 blowout of the Broncos... completed at least 50 percent of his passes in all but two games (vs. Giants 11/27; at Minnesota 12/4), both losses... threw for at least 200 yards in eight games, most times in his NFL stint... had three consecutive 200-yard plus passing days on two occasions... threw for 282 yards (23-32, 1 TD) in Saints' 22-14 win at Detroit 9/18... set a personal-high with four TD passes in season opener vs. San Francisco 9/4... also threw three TD strikes vs. Denver 11/20... helped lead offense to a 32:38 average time of possession, second-best in the NFL... 79.3 rating was sixth best among NFC QBs... was also credited with two receptions on year off of deflected passes. **1987** — Ended season with highest passer rating (82.9) of any starting quarterback in Saints history... Saints were 10-3, including playoff game, with Hebert in the lineup... finished season with only nine interceptions, lowest (tie, Kosar, Cleve.) of any starting signal-caller in NFL... completed over 55% of his passes (164-294) for first time in his



career... connected for a season-high 69.6% of his passes (16-23) in season-ending win over Green Bay 12/27... had back-to-back games of over 250 yards, vs. Tampa Bay 12/6 (255) and vs. Houston 12/13 (254)... threw for three TDs vs. Houston... led offense that was best in NFL in time of possession (34:00). **1986** — Won starting job in training camp, started first three games, but broke bone in his foot at San Francisco 9/21... spent next six weeks on injured reserve... activated, but did not see action again until last game of season... threw only 14 times vs. Green Bay 9/14, but hit on 76-yard and 84-yard passes early in the game. **1985** — Didn't play until season's 11th game, but finished the year as the starting QB from that point... his first TD will be a trivia question, for instead of throwing for his initial NFL score, he caught a pass for a seven yard TD on a gadget play from Guido Merkens... led the team to two successive wins, at Minnesota 11/24 and vs. Rams 12/1... at the Vikings, he hit John Tice with a clutch 39-yard pass with 50 seconds left to win the game... his 43-yard score to WR Eric Martin broke open the Rams game 12/1, won by the Saints 29-3... contract signed June 4, 1991 runs through 1992 with no option.

COLLEGE: Lettered four years for Demons... set school record with 364 yards passing in a single game... holds degree in business administration.

PERSONAL: Attended South Lafourche (Louisiana) High School... quarterbacked team to state championship... married (Teresa) with two daughters (Ryan 8/19/82 and Camie 3/17/86) and a son (Bobby Joseph III 2/9/89)... full name is Bobby Joseph Hebert, Jr... lives in Mandeville. Pronounced A-bear.

GAMES STARTED/PLAYED: (1985, 6/6); (1986, 3/4); (1987, 12/12); (1988, 16/16); (1989, 13/14). Totals 50/52.

Year	PASSING						RUSHING			
	Att.	Comp.	Yds.	Int.	LG	TD	No.	Yds.	LG	TD
1985	181	97	1208	4	76t	5	12	26	8	0
1986	79	41	498	8	84	2	5	14	3	0
1987	294	164	2119	9	67	15	13	95	19	0
1988	478	280	3156	15	40t	20	37	79	16	0
1989	353	222	2686	15	54t	15	25	87	11	0
Totals	1385	804	9667	51	84	57	92	301	19	0

Additional Stats: Receiving: 1985, 1-7 yards, 1 TD; 1986, 1-1 yard; 1988, 2-0 yards. Fumbles: 1986, 3; 1987, 4; 1988, 9; 1989, 2. Sacked: 1985, 17-150 yards; 1986, 5-34 yards; 1987, 20-119 yards; 1988, 24-171 yards; 1989, 22-171 yards.

ALL IN THE FAMILY

Quarterback John Fourcade is part of the only brother tandem ever to play for the Saints. Keith Fourcade was a linebacker during the replacement schedule of 1987. When center Brad Leggett sees his first action during the regular season, he will become part of the first father-son combination to play for the Saints. Earl Leggett was a defensive lineman on the 1967-68 teams.



34 CRAIG HEYWARD

Running Back Year With Saints: 4 Year in NFL: 4
Ht: 5-11 Wt: 260 College: Pittsburgh
Born: September 26, 1966 at Passaic, New Jersey
Joined Saints: Draft Choice No. 1, 1988

PRO: 24th player and fifth running back selected in the 1988 draft. Large back who combines strength and 4.7 speed to pose as a threat out of the backfield. **1990** — Had his most productive season as a pro, led club in rushing (14th in NFC) with 599 yards on 129 carries and four touchdowns, surpassing his totals from the previous two campaigns...also caught 18 passes for 121 yards, including a career-high five for 35 yards vs. Atlanta 11/25...rushed for only 35 yards on 11 attempts over the first seven weeks, broke through with a 122-yard effort (19 atts.) and a touchdown in big win at Cincinnati 11/4...Rueben Mayes ran for 115 yards that day, as they became only the second tandem in club history to rush for 100 yards in the same game...followed that up with a career-best 155 yards on 20 carries and two scores, including a 47-yard TD jaunt, the following week vs. Tampa Bay, was named NFC Offensive Player-of-the-Week for his performance...his 155 yards were the second-most in the NFC in 1990...rushed for 88 yards on a career-high 24 carries two weeks later against Atlanta...also contributed on special teams with five tackles. **1989** — Started opening game at fullback, and six of the first eight...served as a reserve the second half of the season...second on club with 183 yards rushing on 49 attempts (3.7)...scored only TD of season opening week vs. Dallas 9/10...had best game vs. Jets 10/15, when he carried 10 times for 47 yards and a season-long 15 yard run...tied career-high when he caught three passes vs. Washington 10/1 (24 yards) and vs. San Francisco 10/8 (13 yards). **1988** — Started eight of the first nine games in his rookie season...missed five of the last seven contests with a sprained right knee sustained vs. Rams 10/30...spent four of those weeks on the inactive list...underwent knee surgery following the season...his 73-yard touchdown run vs. Raiders 10/23 was the fourth longest in club history (George Rogers 79, 76), (Tony Galbreath 74) and the second longest in the league in '88 (Neal Anderson-Chicago, 80)...rushed for 109 yards on only 11 carries in the Saints' 20-6 win over the Raiders...finished season with 355 yards on 74 carries and a team-high 4.8 average...contract expired in 1990, subject to developments.

COLLEGE: Played three seasons (1984, 1986 and 1987) for the Panthers...ranks second on Pitt's all-time rushing list with 2,950 yards...was the no. 2 rusher in Div. I-A in '87 with 1,655 yards for a 4.6 average and 11 TDs...earned consensus All-America honors in '87 as he rushed for over 100 yards in each regular-season game and in the Bluebonnet Bowl...a workhorse, carrying the ball 357 times, including at least 30 carries in eight regular-season contests...was no. 5 nationally in all-purpose yardage during final season with 1,853 yards (198 receiving)...had one year of eligibility remaining but opted to enter the NFL draft.

PERSONAL: Consensus USA Today, Bally and Parade All-America at Passaic (N.J.) High School...received nickname of "Ironhead" as a child due to his stubbornness...married (Charlotte) with son (Cameron 5/8/89)...family resides in Pittsburgh area during offseason.



GAMES STARTED/PLAYED: (1988, 8/11); (1989, 6/16); (1990, 15/16). Totals 29/43.

Year	RUSHING					RECEIVING			
	No.	Yds.	Avg.	LG	TD	No.	Yds.	LG	TD
1988	74	355	4.8	73t	1	13	105	18	0
1989	49	183	3.7	15	1	13	69	12	0
1990	129	599	4.6	47t	4	18	121	18	0
Totals	252	1137	4.5	73t	2	26	295	18	0

Additional Stats: Kickoff Returns: 1990, 1-12 yards. Fumbles: 1989, 2; 1990, 3. Passing: 1990, 0-1, 1 INT.



61 JOEL HILGENBERG

Center/Guard Year With Saints: 8 Year in NFL: 8
Ht: 6-2 Wt: 252 College: Iowa
Born: July 10, 1962 at Iowa City, Iowa
Joined Saints: Draft Choice No. 4, 1984

PRO: Mr. Versatility of the offensive line, has played both center and guard spots effectively during career. Makes up for lack of size with near-perfect technique. Has handled deep-snapping duties since rookie season. Has remained injury-free, has played in 101 games, one of only 17 Saints to play in 100 contests, has not missed a game due to an injury in the last five seasons. Selected with choice from New England for draft choices 9-12 in 1983. **1990** — Started all 16 games for first time in his career, opened season at center and spent the entire year there, part of a line that yielded only 20 sacks, second best in the NFL...one of four offensive linemen to start all 16 contests...continued duties as long snapper where he has proven his reliability there during his career...tore ligaments in middle finger at Minnesota 9/16, played the remainder of the season with a splint...caught only pass of career (9 yards) off of a deflected pass at Dallas 12/2. **1989** — Versatility proved valuable, started 13 contests at two different spots...opened at center vs. Dallas 9/10 and vs. San Francisco 10/8 for an injured Steve Korte...started at LG vs. Washington 10/1 for an injured Brad Edelman...started final 10 contests at center as Korte missed the remainder of the campaign. **1988** — Began season as the backup at center to Steve Korte...an injury to right guard Steve Trapilo in the opening contest thrust him into the starting lineup for the following 10 weeks, the final two at left guard. **1987** — Started 12 games at center, the first time in his career he was a starter throughout the regular season...stepped in for Korte in the opener due to an injury, and fended Korte off when he returned. **1986** — Turned in a solid season, played in all 16 games, started two in place of injured Edelman. **1985** — Started five games in place of injured players...was pressed into action at guard in the first contest, and played center in the other four starts. **1984** — Played in 10 games with no starts along the line in his rookie campaign in which he also won the deep snapping duties...spent six games on injured reserve with a dislocated elbow...contract runs through 1991 with no option.


COLLEGE: Perfect for career on long snaps...started every game junior and senior years when he was an all-Big Ten choice...second-team All-America by both wire services in 1983...majored in general studies.



PERSONAL: Attended City High School in Iowa City, Iowa... comes from long line of Iowa centers... father Jerry was Iowa's All-America center in 1950's... brothers (Jim, 1978, and Jay, 1981) both played at Iowa... Jay is now an all-Pro center with Bears... uncle (Wally) was all-Big Ten in 1960's and later starred with Detroit and Minnesota as a linebacker... once told reporter, "We're the only family I know of that plays catch not facing each other"... prefers to be called "Hilgy"... an avid flyer, Joel earned his pilot's license four years ago... single... lives in Kenner. Pronounced HILL-gun-burg.

GAMES STARTED/PLAYED: (1984, 0/10); (1985, 5/15); (1986, 2/16); (1987, 12/12); (1988, 10/16); (1989, 13/16); (1990, 16/16). Totals 58/101.

Additional Stats: Fumbles Recovered: 1985, 1; 1987, 1; 1989, 1; 1990, 1.



87 LONZELL HILL

Wide Receiver Year With Saints: 5 Year in NFL: 5
Ht: 5-11 Wt: 189 College: Washington
Born: September 25, 1965 at Stockton, California
Joined Saints: Draft Choice No. 2, 1987

PRO: 40th player and fourth wide receiver selected in the 1987 draft. After four seasons, is tied for 11th on club's alltime receiving list with 136 for 1,696 yards. **1990** — Saw playing time decrease from previous three seasons, played in 13 contests with no starts... caught three passes for 35 yards, including two for 25 vs. Phoenix 9/23... all of action came in three and four wide receiver sets... inactive at Houston 10/21, did not play in two other games. **1989** — In second straight season as a starter, finished third on club in receiving with 48 for 636 yards and four TDs... started 12 of 16 contests... grabbed a career-high eight passes for 88 yards vs. San Francisco, 10/8... hauled in six passes for 90 yards and accounted for his first two-TD day as a pro at Green Bay 9/17... caught five for 83 yards, including a career-long 46-yarder vs. Jets, 10/15... caught a pass in all but one game (vs. Philadelphia, 12/18)... also saw spot duty as a punt returner, brought back seven for a 5.9-yard average. **1988** — Earned starting berth, opened 15 of 16 games... only game he did not start was at San Francisco, 12/11, when Saints went with two tight ends... his 66 catches for 703 yards were second on club behind Eric Martin's 85-1,083... 66 receptions were also 12th in the NFC and 19th in the NFL... his seven TDs tied for first on squad with Martin... caught seven passes for 74 yards, and a TD vs. San Francisco 9/4... caught at least four passes in a game 11 times... set a club record with a TD reception in four straight games (3-6)... caught a pass in all but one game (at Seattle 10/16)... also saw duty as punt returner, spelling Mel Gray... returned 10 punts for 108 yards, including a 31-yard scamper vs. Atlanta, 12/18. **1987** — Season started slowly for Lonzell, who did not play first two games of the season with a knee injury, but came forth with good efforts toward the end of the schedule... had four catches for 93 yards in his first NFL appearance, vs. San Francisco 10/25... caught first NFL TD pass two weeks later, a three-yarder at Rams 11/8... had first NFL start vs. Houston 12/13, caught a 26-yard TD pass... played in ten games, started one... caught a pass in all but one game he played in... contract expired in 1990, subject to developments.



COLLEGE: Ranked among top receivers in college football senior year when he led his team in receptions and touchdowns... also returned punts and kickoffs in college... caught TD pass in Hula Bowl following senior season... majored in criminal justice.

PERSONAL: Attended Amos Alonzo Stagg High School in Stockton, California... played wide receiver, quarterback and defensive back... son of former Detroit and Buffalo wide receiver J.D. Hill... nickname is "Moe", meaning the "Master of Everything"... full name is Lonzell Ramon Hill... married (Amanda) with son (Lonzell Ramon II 10/27/88)... lives in Seattle during offseason.

GAMES STARTED/PLAYED: (1987, 1/10); (1988, 15/16); (1989, 12/16); (1990, 0/13). Totals 28/55.

Year	RECEIVING					PUNT RETURNS					
	No.	Yards	Avg.	LG	TD	No.	FC	Yds.	Avg.	LG	TD
1987	19	322	16.9	36	2	None					
1988	66	703	10.7	29t	7	10	4	108	10.8	31	0
1989	48	636	13.3	46	4	7	0	41	5.9	13	0
1990	3	35	11.7	13	0	None					
Totals	136	1696	12.5	46	13	17	4	149	8.8	31	0

Additional Stats: Rushing: 1987, 1-(-9); 1988, 2-7, 5 Long. Passing: 1988, 0-1. Fumbles: 1988, 3; 1989, 1. Kickoff Returns: 1989, 1-13 yds.



21 DALTON HILLIARD

Running Back Year With Saints: 6 Year in NFL: 6
Ht: 5-8 Wt: 204 College: LSU
Born: January 21, 1964 at Patterson, Louisiana
Joined Saints: Draft Choice No. 2, 1986

PRO: After five seasons, is fourth on the Saints alltime rushing chart with 3,302 yards on 882 carries (3.7). Stands first in career touchdowns (38) and career rushing scores (30). 228 points is third on club's alltime list. 10th in career receiving with 140 receptions for 1,345 yards and 8 TDs. Has also completed 4 of 7 passes for 114 yards and 4 touchdowns in his career. Continues outstanding efforts against Atlanta, in 8 games has rushed for 631 yards on 137 attempts (4.6) and 6 TDs, and caught 24 passes for 270 yards and 2 scores. 31st player overall, eighth running back selected in the 1986 draft. **1990** — Experienced frustrating year after putting together finest season as a pro in 1989... started the first six contests at running back, finished fourth on the team with 284 yards rushing on 90 attempts... was sixth with 14 receptions for 125 yards... only score of season came on a 4-yard catch vs. Cleveland, 10/14, establishing the Saints' career TD mark (38)... also ran for a game-high 84 yards on 23 carries in the Browns' game... suffered a tear of the posterior cruciate ligament in his knee at Houston, 10/21, putting an end to his season... was inactive for nine of the final 10 games... came back to play in playoff game at Chicago, 1/6, rushed for 13 yards on four carries. **1989** — Earned Pro Bowl roster spot for first time in NFL stint... started all 16 games for first time in his career, set person-



al highs for rushing yardage, carries, receptions, receiving yardage, TDs (total, rushing & receiving)...led Saints in rushing for second straight time, with first 1,000-yard season (1,262 yards, 344 carries, 3.7)...fifth time (4th player) a Saint has turned in a 1,000-yard rushing campaign...carried ball more than 20 times in 11 contests...rushing yardage ranked third in the NFC and fifth in the NFL...set club mark for TDs in a season with 18, shattering the old record of 13; tied George Rogers for most rushing TDs in a season (13)...first non-kicker since 1982 (Wayne Wilson) to lead the Saints in scoring...TDs were tops in NFL, fourth with 13 scores on the ground...second on team, fifth among NFC running backs with 52 receptions for 514 yards and 5 TDs...1,776 total yards from scrimmage led the NFC, was second in the league and second most by a Saint (George Rogers, 1800)...scored in six consecutive games (16th, 1988 - 5th, 1989) to break old record of four; scored via the ground in five straight (7-11) to break old mark of four; scored in all but two games (vs. Jets 10/15, vs. Rams 11/26)...tied club record with three straight 100-yard rushing days (28-106 @New England, 11/12; 29-158 @Atlanta, 11/19; 24-112 vs. Rams, 11/26)...158-yard effort at Atlanta marked a career-best...ran 20 times for 87 yards and 2 TDs, grabbed two passes for 24 yards and a score in 40-21 win at Rams, 10/22, was named NFC Offensive Player-of-the-Week for his performance; 3 TDs was a career-best...tossed fourth TD of his career when he threw a 35-yard strike to Eric Martin vs. Rams, 11/26; also ran for a career-long 40-yarder in that contest...caught a career-high 9 passes (77 yards) vs. San Francisco, 10/8...totaled a career-best 97 receiving yards (7 receptions) vs. Atlanta, 10/29...hauled in a screen pass that he took for a career-long of 54 yards and a TD in the snow at Buffalo, 12/10...an AP All-Pro second team choice, UPI second team all-NFC selection, and College and Pro Football Newsweekly All-Pro second team. **1988** — Led Saints in rushing for first time with 204 carries for 823 yards (4.0) and five TDs, despite being hampered for good part of the season with turf toe...earned starting spot at running back during training camp and went on to start nine contests...opened season with back-to-back 90-yard plus performances, 19-95 vs. San Francisco 9/4, 16-97 at Atlanta 9/11...had another 97-yard day (21 attempts), vs. Giants 11/27...put together initial 100-yard rushing day of career on final day of season vs. Atlanta 12/18 with 127 yards on 25 carries...also caught six passes for 68 yards and one TD to compile a career-best 195 total yards from scrimmage...attempted two passes with one completion, a 27-yard TD strike to Lonzell Hill at San Francisco 12/11...caught a pass in all but one game, at Washington 11/6, where turf toe limited his action to just one series...returned six kickoffs for 111 yards, including five for 92 yards at Minnesota 12/4. **1987** — Rose to the challenge, as he had a big year running, receiving, and returning kicks...led the Saints in average per rushing attempt (4.1), third in receptions (23), and first in kickoff returns (24.8)...rushed the ball ten or more times in eight of the 12 games he played...started one game (at San Francisco 11/15)...ran 14 times for 92 yards, caught four passes for 84 yards including a 38-yard TD scamper, threw a pass for 23 yards and a TD, and returned a kickoff in leading the Saints to a 31-14 win at Rams 11/8...caught eight passes for 81 yards vs. Giants 11/22 in another big Saints win...had 74-yard kickoff return that led to winning points vs. Green Bay 12/27...came to training camp ten pounds lighter than in his rookie season, showed more confidence, poise. **1986** — Opened season as starting tailback, but succumbed to a fast-rising Rueben Mayes by game five...had a hand in one TD in each of first four games...rushed for TD in first, second and fourth games...threw 29-yard halfback pass for TD at San Francisco 9/21...also had his longest run of the year (36 yards) that day...scored five TDs on sea-



son...second on team rushing chart behind Mayes with 425 yards...caught 17 passes during season...contract runs through 1991 with no option.

COLLEGE: Ended career ranked third in alltime SEC rushing list behind Herschel Walker and Bo Jackson...four-year all-SEC selection...holds NCAA record for freshman scoring with 16 TDs (11 rushing, 5 receiving)...teammate of Saints WR Eric Martin...played in Hula and Senior Bowls...majored in business administration.

PERSONAL: Attended Patterson (Louisiana) High School where he was all-everything in football...married (Andrea) with daughter (LaShondra 3/17/81) and son (Dalton, Jr. 2/19/91)...resides in Destrehan. Pronounced HILL-yerd.

GAMES STARTED/PLAYED: (1986, 6/16); (1987, 1/12); (1988, 9/16); (1989, 16/16); (1990, 6/6). Totals 38/66.

Year	RUSHING					RECEIVING			
	No.	Yds.	Avg.	LG	TD	No.	Yds.	LG	TD
1986	121	425	3.5	36	5	17	107	17	0
1987	123	508	4.1	30	7	23	264	38	1
1988	204	823	4.0	36	5	34	335	26	1
1989	344	1262	3.7	40	13	52	514	54t	5
1990	90	284	3.2	17	0	14	125	20	1
Totals	882	3302	3.7	40	30	140	1345	54t	8

Additional Stats: Passing: 1986, 1-3, 29 yards, 1 TD; 1987, 1-1, 23 yards, 1 TD; 1988, 1-2, 27 yards, 1 TD; 1989, 1-1, 35 yards, 1 TD. Kickoff Returns: 1987, 10-248 yards, 74 Long; 1988, 6-111 yards, 30 Long; 1989, 1-20 yards. Fumbles: 1986, 3; 1987, 4; 1988, 3; 1989, 7; 1990, 2.



57 RICKEY JACKSON

Linebacker Year With Saints: 11 Year in NFL: 11

Ht: 6-2 Wt: 243 College: Pittsburgh

Born: March 20, 1958 at Pahokee, Florida

Joined Saints: Draft Choice No. 2b, 1981

PRO: An 11th-year pro who heads the Saints' alltime sack chart with 85.5 for 650 yards lost. Has led or shared the club lead in sacks in six of his 10 seasons. Holds the Saints career mark with 17 fumble recoveries. 147 games played (all starts) places him in a tie for fourth with Jim Wilks, two contests behind Dave Waymer. Drafted in the second round with choice from San Diego for RB Chuck Muncie. **1990** — Started all 16 contests, finished sixth on team with 68 tackles, third with six sacks (39 yards lost)...shattered a club-record with seven fumble recoveries, after not having claimed one since the 1986 season...the seven recoveries marked the most in the NFL in 1990, and along with three others, were third most ever in NFL...also defended four passes and forced four fumbles...registered a season-high eight tackles and two sacks vs. Detroit 10/28...turned in outstanding effort in big win at San Francisco 12/23, recorded seven tackles, a sack, a forced fumble, and a fumble



recovery with 47 seconds to play to preserve victory...also secured win at Rams 12/9 when he hit Jim Everett on game's final play...also tallied three tackles a pass defended, a fumble recovery and two forced fumbles in the Rams' win. **1989** — Following opening game vs. Dallas, Rickey was involved in a car accident after which he was expected to miss 4-6 weeks with a fractured cheekbone...after surgery, he missed just two games and came back to start at his LOLB spot vs. Washington, 10/1...they were the only two games in his career he had missed as a result of an injury...playing the rest of the way with a special facemask, Rickey was credited with 47 tackles and finished third on the team with 7.5 sacks for 35 yards lost...he registered seven tackles and two sacks in just his third game back, vs. Jets 10/15...he also tallied a pair of sacks at Detroit, 12/3...defended three passes and caused three fumbles on the year. **1988** — Had another fine season, again starting every game he played in...co-leader, along with Pat Swilling, on club in sacks with seven for 66 yards lost...finished second on tackle chart with 92, including 71 solo hits...sacked Lion QBs four times at Detroit 9/18 to tie a club-best he set at Atlanta in 1986...received NFC Defensive Player-of-the-Week accolades that week...tallied a sack and returned an interception 16 yards vs. Raiders 10/23...also defended five passes on season...had nine solo stops on final day of season vs. Atlanta 12/18. **1987** — Quietly went about having his most productive season in terms of overall defense, according to Saints coaching staff...ended the season second on tackle chart with 74 total, 57 solos...started every game for which he was active...had a pair of interceptions on the season...had biggest game of his season at Cincinnati 12/20, recorded three sacks, forced two fumbles...registered 11 tackles (8 solo) vs. Green Bay, 12/27...defended four passes on the year. **1986** — Went to Pro Bowl for fourth straight year, led team in tackles with 114 total stops, tied for sack lead with nine (71 yards lost)...intercepted one pass, defended 13 others...forced team-leading and a career-best six fumbles, recovered one...credited with 11 tackles (10 solo), and four sacks at Atlanta 12/14, including one on the last play of the game that clinched a 14-9 New Orleans win. **1985** — Earned another trip to the AFC-NFC Pro Bowl, finished second on team tackle list with 107 stops, 69 solo hits...led team with 11 sacks for 89 yards lost...had two sacks three times: vs. Tampa Bay 9/22; at Green Bay 11/17; and vs. Rams 12/1...defended 15 passes on season, including three vs. Kansas City, 9/8. **1984** — Selected to Pro Bowl for second consecutive campaign...led NFC linebackers in sacks with 12...had at least one sack in 10 games, registered two vs. Cincinnati, 12/9...tallied a career-high 11 solo tackles at Rams, 12/2...defended 16 passes and recovered four fumbles. **1983** — Was the only Saint chosen for the Pro Bowl...11 sacks for 75 yards led club, had three games with two sacks: at Dallas 9/25; at Tampa Bay 10/23; vs. Jets 11/21...defended a career-high 21 passes...finished fourth on team with 102 tackles, 67 solo hits. **1982** — In strike-shortened season, registered 47 tackles and was second on club with 4.5 sacks...returned only interception of season 32 yards at San Francisco 11/28 to set up crucial score. **1981** — Led team with eight sacks during rookie campaign...compiled 125 tackles with 85 solo hits...defended 10 passes and forced a pair of fumbles...contract runs through 1991 with no option.

COLLEGE: Played defensive end in Pittsburgh's number-one-ranked defense...played opposite Hugh Green, but Jackson led team in tackles...member of Pitt team which had 19 seniors drafted into the NFL...played in Senior Bowl, and was defensive MVP in East-West Shrine Game...ABC Player of the Game vs. Penn State in 1980, year that Panthers contended for NCAA championship...majored in history.



PERSONAL: Attended Pahokee (Florida) High School...caught 21 passes for eight TDs as tight end senior year...played in three state football championship games, and was on state basketball championship team senior year...Saints recipient of 1990 Ed Block Courage Award...chaired his own golf tournament this past off-season, proceeds went to benefit The Bridge House...also formed the Rickey Jackson Community Foundation during offseason...full name is Rickey Anderson Jackson...married (Norma) with daughter (Rickeyah 4/23/84) and sons (Rickeem 1/11/89 and Rickeyvis 8/27/90)...lives in Destrehan.


GAMES STARTED/PLAYED: (1981, 16/16); (1982, 9/9); (1983, 16/16); (1984, 16/16); (1985, 16/16); (1986, 16/16); (1987, 12/12); (1988, 16/16); (1989, 14/14); (1990, 16/16). Totals 147/147.

Year	TACKLES			SACKS		INTERCEPTIONS		
	Tkl	Asst	Tot.	No.	Yards Lost	No.	Yards	TD
1981	85	40	125	8	65	None	0	0
1982	32	15	47	4.5	34	1	32	0
1983	67	35	102	11	75	1	0	0
1984	97	27	124	12	93	1	14	0
1985	69	38	107	11	89	None	0	0
1986	85	29	114	9	71	1	1	0
1987	57	17	74	9.5	81	2	4	0
1988	71	21	92	7	66	1	16	0
1989	40	7	47	7.5	35	None		
1990	49	19	68	6	39	None		
Totals	652	248	900	85.5	650	7	67	0

Additional Stats: Fumbles Recovered: 1981, 1; 1982, 2; 1983, 2; 1984, 4; 1986, 1; 1990, 7. Forced Fumbles: 1981, 2; 1982, 1; 1984, 4; 1986, 6; 1987, 3; 1988, 2; 1989, 3; 1990, 4. Passes Defended: 1981, 10; 1982, 10; 1983, 21; 1984, 16; 1985, 15; 1986, 13; 1987, 4; 1988, 5; 1989, 3; 1990, 4.

NEW ORLEANS SAINTS ON MONDAY NIGHT FOOTBALL (4-8)

Sep. 25, 1972 — Kansas City 20, New Orleans 17, at New Orleans (70,793)
 Sep. 24, 1973 — Dallas 40, New Orleans 3, at Dallas (52,715)
 Nov. 25, 1974 — Pittsburgh 28, New Orleans 7, at New Orleans (71,907)
 Dec. 3, 1979 — Oakland 42, New Orleans 35, at Superdome (65,541)
 Nov. 24, 1980 — L.A. Rams 27, New Orleans 7, at Superdome (53,448)
 Nov. 21, 1983 — N.Y. Jets 31, New Orleans 28, at Superdome (68,606)
 Nov. 19, 1984 — New Orleans 27, Pittsburgh 24, at Superdome (66,005)
 Oct. 3, 1988 — New Orleans 20, Dallas 17, at Superdome (68,474)
 Nov. 6, 1989 — San Francisco 31, New Orleans 13, at S.F. (60,667)
 Dec. 18, 1989 — New Orleans 30, Philadelphia 20, at Superdome (59,218)
 Sep. 10, 1990 — San Francisco 13, New Orleans 12 at Superdome (68,629)
 Dec. 31, 1990 — New Orleans 20, L.A. Rams 17 at Superdome (68,647)



53 VAUGHAN JOHNSON

Linebacker Year With Saints: 6 Year in NFL: 6
Ht: 6-3 Wt: 245 College: North Carolina State
Born: March 4, 1962 at Morehead City, North Carolina
Joined Saints: Draft Choice No. 1, (USFL Supplemental, 1984) Signed 1986

PRO: Excellent athlete, taken in the first round of the 1984 USFL Supplemental draft. Played with USFL Jacksonville Bulls 1984-85, had 154 tackles in '84 season. Despite size, possesses fine agility, best pass coverage man among linebackers. Fierce competitor, especially tough against the run on short-yardage situations. **1990** — Voted to second consecutive Pro Bowl after he finished second on the club with 103 tackles (85 solo)...opened all 16 games at RILB, has started 58 straight games there, tied for the longest current streak of any Saint...tallied a career-high 13 solo tackles at Minnesota, 9/16...accounted for only sack of season vs. Detroit, 10/28...defended three passes, recovered a fumble, and forced two fumbles, both vs. Cleveland, 10/14...played with a cast on his thumb for final regular season game and playoff contest after he fractured it at San Francisco, 12/23...was named to UPI All-NFC second team and Sports Illustrated's All-Pro squad. **1989** — Earned first-ever trip to AFC-NFC Pro Bowl...started all 16 games for second consecutive season...tied for second on club with 83 tackles, 65 of them solo stops...led linebackers for third straight year in passes defended with four...turned in a season-best nine tackles (8 solo) vs. San Francisco, 10/8, credited with eight stops (7 solo), at San Francisco, 11/6...tallied lone sack of season vs. Rams, 11/26...recovered fumble at New England, 11/12...named to UPI all-NFC team for second year in a row...also selected to AP All-Pro second team, and Pro Football Weekly all-NFC squad. **1988** — Led Saints in tackles for second consecutive season with 114, including 82 solo hits...had two sacks for 14 yards lost...had one interception that he returned 34 yards in which he broke numerous tackles and hurdled over several defenders to help preserve Saints' 14-10 win at Rams 11/13...topped linebackers with eight passes defended...had an 18-tackle performance, half of them solo stops, at Washington 11/6...named to Sports Illustrated's all-Pro team and the UPI all-NFC squad. **1987** — Took over starting inside linebacker position, led Saints in tackles with 87...made 73 solo hits...tenacious player, had many big hits in course of season...had big interception vs. Cleveland in season-opener 9/13...had sack vs. Cincinnati 12/20...forced two fumbles, recovered one. **1986** — Big man who had big part of situation defense for Saints...learned quickly, athletic ability made it difficult for coaches to keep him off the field...played much in Saints' nickel and special defensive sets...had 37 total tackles, one sack, an interception and recovered a fumble...contract signed during 1991 offseason runs through 1994 with no option.

COLLEGE: All-America selection by Sporting News...led Wolfpack in tackles both junior and senior seasons...majored in education.

PERSONAL: Attended West Carteret High School in Morehead City, North Carolina...spends offseason working in family construction firm back in his hometown...single...lives in Morehead City in offseason...full name is Vaughan Monroe Johnson.



GAMES STARTED/PLAYED: (1986, 0/16); (1987, 12/12); (1988, 16/16); (1989, 16/16); (1990, 16/16). Totals 60/76.

Year	TACKLES			SACKS		INTERCEPTIONS		
	Tkl	Asst	Tot.	No.	Yards Lost	No.	Yards	TD
1986	30	3	33	1	6	1	15	0
1987	73	14	87	1	12	1	0	0
1988	82	32	114	2	14	1	34	0
1989	65	18	83	1	0	None		
1990	85	18	103	1	6	None		
Totals	335	85	420	6	48	3	49	0

Additional Stats: Fumbles Recovered: 1986, 1; 1987, 1; 1989, 1; 1990, 1. Forced Fumbles: 1987, 2; 1989, 2. Passes Defended: 1986, 2; 1987, 5; 1988, 8; 1989, 4; 1990, 3.



23 BUFORD JORDAN

Fullback Year With Saints: 6 Year in NFL: 6
Ht: 6-0 Wt: 223 College: McNeese State
Born: June 26, 1962 at Lafayette, Louisiana
Joined Saints: Free Agent, 1986

PRO: Hard working back who continues to build strength, has tremendous leg power. Chosen in first round by Green Bay in 1984 USFL supplemental draft, went to camp with Packers in 1985. Played with New Orleans/Portland Breakers of USFL 1984-85. **1990** — Released in final cut 9/3, re-signed 11/19 after Bobby Morse suffered a broken forearm at Washington 11/18...in six games, all of playing time came on special teams where he registered four stops. **1989** — Started seven games at fullback despite being hampered with a hamstring problem...179 rushing yards ranked third on the club...pulled a hamstring opening game vs. Dallas, did not play the following week...started vs. Washington, 10/1, ran for a season-long 32-yard gain in the first quarter, reaggravated the hamstring, and was inactive the next four weeks...came back and started six of the final eight contests...carried eight times for 33 yards and a pair of scores in Saints' 26-17 win at Atlanta, 11/19, second time in his career he had run for two TDs in a game...ran four times for a season-high 34 yards at Buffalo, 12/10...continued excellent blocking in leading way for Dalton Hilliard...also served on special teams where he made three stops...underwent arthroscopic knee surgery following the season. **1988** — Spent first two games of season on injured reserve with a sprained knee, came back and played in the remaining 14, starting three of them...carried ball 19 times for 115 yards for a club-best 6.1 average...put together best rushing day of career on final day of season vs. Atlanta, 12/18 when he rushed six times for 68 yards...also had a career-long 44-yard effort in which he bounced off and bulled his way through numerous would-be tacklers...also caught five passes for 70 yards on season...recovered a Rueben Mayes' fumble and returned it seven yards for a TD at Washington 11/6...one of Saints' top performers on special teams, tallied eight tackles. **1987** — Opened the season as the starter at fullback, lost it during the middle



of the season, regained it again for the final two games of the regular season...ran the ball only 12 times on the season, caught three passes...ran the ball twice at Cincinnati 12/20, scored both times in dramatic Saints comeback...special teams mainstay, returned blocked punt 13 yards at Pittsburgh 11/29. **1986** — As rookie, started nine games at fullback, played in all 16...finished season ranked third on rushing chart with 207 yards...used primarily as blocking back for Rueben Mayes and Dalton Hilliard, never carried the ball more than eight times in a game...also caught 11 passes, including big catch vs. San Francisco 11/2 that set up early touchdown...contract expired in 1990, subject to developments.

COLLEGE: Left McNeese State as the alltime leading rusher in Louisiana history with 4,156 yards...four-time all-Southland Conference selection...holds virtually all of McNeese's rushing records...only SLC player to rush for over 1,000 yards three seasons...played in East-West Shrine and Senior Bowls...majored in business administration.

PERSONAL: Attended Iota (Louisiana) High School...brother and sister both played sports at McNeese...has attended school the previous two offseasons with aspirations of becoming a medical assistant following football career...married (Adries) with daughter (Samantha Lacey 6/24/86) and son (Brandin 9/15/87)...full name is Paul Buford Jordan...lives in Kenner.

GAMES STARTED/PLAYED: (1986, 9/16); (1987, 4/12); (1988, 3/14); (1989, 7/11); (1990, 0/6). Totals 23/59.

Year	No.	RUSHING				No.	RECEIVING			TD
		Yds.	Avg.	LG	TD		Yds.	LG	TD	
1986	8	207	3.0	10	1	11	127	37	0	
1987	12	36	3.0	8	2	2	13	11	0	
1988	19	115	6.1	44	0	5	70	25	0	
1989	38	179	4.7	32	3	4	53	17	0	
1990	None					None				
Totals	137	537	3.9	44	6	22	263	37	0	

Additional Stats: Kickoff Returns: 1987, 2-28 yards, 16 Long. Returned fumble seven yards for TD at Washington 11/6/88.



24 MILTON MACK

Cornerback Year With Saints: 5 Year in NFL: 5
Ht: 5-11 Wt: 182 College: Alcorn State
Born: September 20, 1963 at Jackson, Mississippi
Joined Saints: Draft Choice No. 5, 1987

PRO: The second of four defensive backs selected by the Saints in the 1987 draft. **1990** — Was the starter in Saints nickel scheme through first half of season, but gave way to rookie Vince Buck hence...played in all 16 contests, started at Houston 10/21 and vs. Detroit 10/28 as Saints opened in nickel package...registered 18



stops on defense, including four vs. Phoenix 9/23 and vs. Detroit...also defended four passes, including a pair in the Cardinals game...saw extended action in second half at San Francisco 12/23 with injury to Robert Massey...a regular performer on special teams where he accounted for one tackle...pulled a hamstring in regular season finale, vs. Rams 12/31, and was placed on injured reserve for playoff game at Chicago 1/6. **1989** — Started first two games of season at right cornerback, yielded the spot to Toi Cook for the final 14 contests...became starter at nickel back, started two games at that spot...recorded five solo stops including his only sack of the year at Green Bay, 9/17...picked off only two passes of season in back-to-back weeks (vs. Jets 10/15 and at Rams 10/22)...nine passes defended were fourth among Saints' defenders...tallied 36 tackles on season, including four on special teams. **1988** — Saw increased action at cornerback spot...made first start of his career (LCB) at Washington 11/6...sprained an ankle in the game, however, and did not play the next two weeks...compiled 19 tackles, 17 solo...grabbed an interception and returned it 19 yards at Seattle 10/16...forced a fumble and had only QB sack of season at Minnesota, 12/4...received a good deal of playing time on special teams, and in nickel and dime schemes. **1987** — Played extensively during rookie season, appeared in 13 games...had four interceptions, defended seven passes playing in Saints' situation defenses as fifth, sixth or seventh defensive back...had 25 tackles, 19 solo...had 26-yard interception return in final regular-season contest vs. Green Bay, 12/27...contract runs through 1991 with no option.

COLLEGE: All-SWAC selection as a senior, led Alcorn State in interceptions as a junior...played in East-West Shrine games following senior season...majored in Technical Education.

PERSONAL: Attended Callaway High School in Jackson, Mississippi where he was MVP on the football team as a senior...married (Valorie)...lives in Kenner in off-season...full name is Milton Jerome Mack.

GAMES STARTED/PLAYED: (1987, 0/13); (1988, 1/14); (4/16); (1989, 2/16); (1990, 2/16). Totals 7/59.

Year	TACKLES			INTERCEPTIONS		
	Tkl	Asst	Tot.	No.	Yds.	TD
1987	19	6	25	4	32	0
1988	17	2	19	1	19	0
1989	33	3	36	2	0	0
1990	19	0	19	0	0	0
Totals	88	11	99	7	51	0

Additional Stats: Passes Defensed: 1987, 7; 1988, 1; 1989, 9; 1990, 4. Forced Fumbles: 1988, 1; 1989, 2. Sacks: 1988, 1-6 yards; 1989, 1-7 yards. Kickoff Returns: 1990, 1-17 yards.



42 TIM MANOA

Fullback Year With Saints: 1 Year in NFL: 4
Ht: 6-1 Wt: 245 College: Penn State
Born: September 9, 1964 at Tonga
Joined Saints: Free Agent (Plan B), 1991

PRO: Joined the Saints this past offseason as a Plan B acquisition from Cleveland. Originally the first of two selections by the Browns in the third round (80th overall) in the 1987 draft. **1990** — Spent the entire season on injured reserve with a dislocated left elbow. **1989** — Started 15 of 16 contests at fullback, scored a career-high five touchdowns (3 rushing), third on the club... was second with 87 carries for 289 yards, and sixth with a career-best 27 receptions for 241 yards and two touchdowns... rushed 14 times for 65 yards and a score, and caught four passes for 35 yards at Seattle 11/12... ran for a career-high two touchdowns in 51-0 opening day win at Pittsburgh 9/10... also scored a TD in AFC Championship game at Denver. **1988** — Ran for a career-high 389 yards on 99 attempts, in starting 4 of 16 games... made first pro start vs. Cincinnati 10/20 and picked up a career-high 89 yards rushing on 23 carries, including a touchdown... carried 18 times for 82 yards and a 34-yard touchdown at Pittsburgh 10/2... registered four special teams tackles on season. **1987** — Finished third on club with 23 carries for 116 yards and a team-best 5.0 average per attempt... had the Browns' longest run from scrimmage, a 35-yarder vs. Atlanta 11/8... also amassed a season-high 61 yards (7 attempts) in the Falcons game... tallied seven stops on special teams, and returned two kickoffs for 14 yards... contract runs through 1992 with no option.

COLLEGE: Averaged 4.9 yards a carry in four-year career for Nittany Lions... was an all-East honorable mention choice as a senior when he tallied 546 yards on 98 carries in Penn State's National Championship season... played in Hula Bowl... majored in restaurant and institutional management.

PERSONAL: Was born in Tonga but moved to Pittsburgh as a youngster... was an all-state and Parade All-America pick at North Allegheny High School in Pittsburgh... played first two years of varsity ball at Kahuka High School in Hawaii, where his family now resides... single... full name is Tim Manoa. Pronounced muh-NO-uh.

GAMES STARTED/PLAYED: (1987, 0/12); (1988, 4/16); (1989, 15/16). Totals 19/44.

Year	RUSHING					RECEIVING				
	No.	Yds.	Avg.	LG	TD	No.	Yds.	LG	TD	
1997	23	116	5.0	35	0	1	8	8	0	
1988	99	389	3.9	34	2	10	54	9	0	
1989	87	289	3.3	22	3	27	241	32	2	
1990	Injured Reserve (elbow)									
Totals	209	794	3.8	35	5	38	303	32	2	

Additional Stats: Kickoff Returns: 1987, 2-14 yards, 13 Long. Fumbles: 1987, 1; 1988, 4; 1989, 2.



84 ERIC MARTIN

Wide Receiver Year With Saints: 7 Year in NFL: 7
Ht: 6-1 Wt: 207 College: Louisiana State
Born: November 8, 1961 at Van Vleck, Texas
Joined Saints: Draft Choice No. 7, 1985

PRO: Climbed to top of Saints alltime receiving lists in 1990, surpassing the records of Danny Abramowicz for receptions (332) and receiving yards (5,060). 36 career touchdowns ranks third alltime behind Dalton Hilliard (38) and Abramowicz (37). Eric also holds the club record for most 100-yard receiving days in a career (13), and in a season (5 in 1989). He enters the 1991 season having caught a pass in 57 straight games and 93 of 95 in his career. He has caught a pass in all 16 contests four times (1986, 1988-90). Over the past three seasons, has snared 216 passes (3,085 yards), fifth-best in the NFC and fourth among wide receivers. **1990** — Led team in receiving for fourth straight season, with 63 catches for 912 yards and five touchdowns... 63 receptions was good for 11th in the NFC... tied a career-high with 10 catches (131 yards) at Washington, 11/18... hauled in a game-high 8 passes for 153 yards and a touchdown in Saints win vs. Cleveland, 10/14... the 153 yards marked the second-best output of his career (164 vs. Green Bay 9/14/86)... caught game-winning scores in fourth quarter vs. Atlanta 11/25 (6 yards) and at Rams 12/9 (4 yards). **1989** — Led club in receiving for third straight season, finished 10th in the NFC with 68 receptions for 1,090 yards... his receiving yardage broke the club record he set in 1988 (1,083)... set a club mark with five 100-yard receiving days... caught five passes for 131 yards and two TDs, including a 53-yard score vs. Jets 10/15, hauled in five for 116 yards and a TD the following week at Rams... grabbed five for 107 yards and a pair of scores vs. Rams 11/26... had back-to-back 100-yard days in weeks 14-15... caught four for 100 yards at Buffalo 12/10, and a season-high nine for 120 yards and two TDs vs. Philadelphia following week... his eight touchdowns marked a personal-best... has now caught a pair of touchdown passes in a game on five occasions in his career... started 15 of 16 games, did not start at Green Bay 9/17 after he sprained an ankle opening week vs. Dallas. **1988** — Had his best year as a pro as he broke Saints records for catches (85) and receiving yardage (1,083)... named to his first Pro Bowl team... finished second in NFC in catches, one behind the Rams' Henry Ellard... tied with Lonzell Hill for team lead in TDs scored with seven... had three 100-yard receiving days on the year: vs. Rams 10/30 (6-132), at Washington 11/6 (10-146, 1 TD), vs. Denver 11/20 (8-111, 2 TDs)... his ten catches against the Redskins is a personal best, and the most for a Saints' receiver since 1982 season (11, Wayne Wilson vs. Atlanta 1/2/83)... caught Bobby Hebert's longest TD completion of the season, a 40-yard strike vs. Denver. **1987** — Came to the forefront of the Saints' receiving corps, led team with 44 catches, second in TDs scored with 7... had three 100-yard receiving games for Saints: at St. Louis 10/11 (7-101, 1 TD), vs. Tampa Bay 12/6 (2-101), and vs. Houston 12/13 (6-130, 2 TDs)... made giant catch vs. Giants 11/22, a 22-yard TD grab that put Saints ahead to stay in 23-14 triumph... caught a pass in all but one game... also returned punts early in the season, had 14 for 88 yards. **1986** — Was the only Saints' receiver to catch a pass in every game... had huge day vs. Green Bay 9/14 when his first two catches went for 76 and 84 yards, finished with



three catches for a career-high 164 yards (54.7), including the 76-yard score... caught seven passes including TD grab at Rams 11/23... also utilized on punt returns, fielded 22 for 221 yards. **1985** — Had outstanding rookie year, started 11 of 16 games, caught a pass in all but one game... total of 35 receptions was third on team... led club in TDs scored with four... made spectacular catch vs. Rams 12/1 that went for a 43-yard TD to put the game out of reach in a 29-3 win... snared three passes for a season-high 82 yards at Atlanta 10/20... contract runs through 1991 season with no option.

COLLEGE: Ended his collegiate career as the alltime Southeastern Conference receiving yardage leader (2,625)... also held LSU school records for career pass receptions (152), season pass receptions (52 in 1983), most receiving yards in a single game (209), and most yards receiving in a single season (1,064 in 1983)... spent team All-America by Sporting News as senior, and first-team all-SEC by AP... spent freshman year returning kicks, holds another LSU record with a 100-yard return that year... majored in general studies.

PERSONAL: Attended Van Vleck (Texas) High School... holds annual Black History Basketball Tournament in Van Vleck, funds go to E.W. Martin scholarship, given to needy boy or girl at Van Vleck High School... married (Tamyra) with daughters (Erica 2/1/86) and (Taylor 1/17/91)... lives in Kenner.

GAMES STARTED/PLAYED: (1985, 11/16); (1986, 11/16); (1987, 11/15); (1988, 16/16); (1989, 15/16); (1990, 16/16). Totals 80/95.

RECEIVING					
Year	No.	Yards	Avg.	LG	TD
1985	35	522	14.9	50	4
1986	37	675	18.2	84	5
1987	44	778	17.7	67	7
1988	85	1083	12.7	40t	7
1989	68	1090	16.0	53t	8
1990	63	912	14.5	58	5
Totals	332	5060	15.2	84	36

KICKOFF RETURNS						PUNT RETURNS					
Year	No.	Yds.	Avg.	LG	TD	No.	FC	Yds.	Avg.	LG	TD
1985	15	384	25.6	69	0	8	10	53	6.6	13	0
1986	3	64	21.3	27	0	24	9	227	9.5	39	0
1987	1	15	15.0	15	0	14	2	88	6.3	15	0
1988	3	32	10.3	32	0	None					
1989	None					None					
1990	None					None					
Totals	22	495	22.5	69	0	46	21	368	8.0	39	0

Additional Stats: Rushing: 1985, 2-(-1), 11 Long; 1988, 2-12, 9 Long. Fumbles: 1985, 1; 1986, 5; 1988, 2; 1989, 1; 1990, 3.



ERIC MARTIN 1990

Receiving					
Opponent	No.	Yds.	Avg.	LG	TD
San Francisco	6	91	15.2	18	0
@Minnesota	3	68	22.7	43	0
Phoenix	4	49	12.3	16	1
@Atlanta	3	60	20.0	40	0
Cleveland	8	153	19.1	58	1
@Houston	3	46	15.3	26	0
Detroit	4	37	9.3	19	1
@Cincinnati	2	15	7.5	11	0
Tampa Bay	2	22	11.0	13	0
@Washington	10	131	13.1	25	0
Atlanta	4	45	11.3	20	1
@Dallas	3	25	8.3	15	0
@Rams	4	49	12.3	22	1
Pittsburgh	1	8	8.0	8	0
@San Francisco	2	34	17.0	17	0
Rams	4	79	19.8	34	0
Totals	63	912	14.4	58	5



93 WAYNE MARTIN

Defensive End Year With Saints: 3 Year in NFL: 3

Ht: 6-5 Wt: 275 College: Arkansas

Born: October 26, 1965 at Forrest City, Arkansas

Joined Saints: Draft Choice No. 1, 1989

PRO: 19th player taken overall, and third defensive lineman in the 1989 draft behind Burt Grossman (San Diego) and Trace Armstrong (Chicago). Excellent athlete with speed and agility who has been timed at 4.92 in the 40-yard dash. **1990** — Earned starting spot along defensive front in just his second season... opened the first seven contests at left end, where he recorded 25 tackles, three sacks and three passes defended... suffered a broken fibula vs. Detroit, 10/28 and was inactive the following three weeks... came back and started the next four games at left end, but sustained a partial tear of the medial collateral ligament in his knee on the first series vs. Pittsburgh, 12/16... spent the last two regular season games and the playoff contest at Chicago on injured reserve... tallied 30 tackles, four sacks, three passes defended and a forced fumble on the season. **1989** — Brought along slowly in rookie season, played in all 16 contests with increased action as the season wore on... tallied initial career sack in pro debut vs. Dallas, 9/10... made 18 stops on season, credited with three solo hits vs. Washington, 10/1 and at Buffalo 12/10... 2.5 sacks were third among Saints' defensive linemen... batted down a pair of passes and recovered two fumbles... contract runs through 1992 with no option.

COLLEGE: Started final three seasons at defensive tackle, earning first team All-America accolades from The Sporting News, AP and UPI as a senior when he registered 13 sacks and 68 tackles, including 18 for losses... led the Razorbacks in sacks



each season as a starter, ended career with 25.5 QB drops... holds degree in criminal justice.

PERSONAL: All-America, all-state and all-district tight end and defensive end at Cross County High School in Cherry Valley, Arkansas... brother, Jeff, is a forward for the Los Angeles Clippers of the NBA... married (Gladys)... full name is Gerald Wayne Martin... spent offseason in Cherry Valley.

GAMES STARTED/PLAYED: (1989, 0/16); (1990, 11/11). Totals 11/27.

Year	Tkl	TACKLES		No.	SACKS	
		Asst	Tot.		Yards Lost	
1989	13	5	18	2.5		11
1990	24	6	30	4		31
Totals	37	11	48	6.5		42

Additional Stats: Fumbles Recovered: 1989, 2. Passes Defensed: 1989, 2; 1990, 3. Forced Fumbles: 1990, 1.



40 ROBERT MASSEY

Cornerback Year With Saints: 3 Year in NFL: 3
Ht: 5-10 Wt: 182 College: North Carolina Central
Born: February 17, 1967 at Rock Hill, South Carolina
Joined Saints: Draft Choice No. 2, 1989

PRO: Sixth defensive back and 46th player selected overall in the 1989 draft. Has started all 32 games in which he has played in his career. **1990** — Showed progress in second season as starter at LCB... finished third on club with 76 tackles, first among defensive backs... second on club with 12 passes defensed... continued to perform on special teams where he blocked a Bryan Wagner punt vs. Cleveland 10/14 that went for a safety... also tallied a season-high 9 tackles (8 solo) and defensed three passes against the Browns... made two stops on special teams on the year. **1989** — One of only six NFL rookies to start all 16 games, the first Saint rookie to start in all 16 since Rickey Jackson and George Rogers did it in 1981... his five interceptions was second on the club to Dave Waymer's six, tied for league-lead among rookies with New England's Maurice Hurst and Atlanta's Deion Sanders... led defense with 18 passes defensed, finished fourth with 80 tackles, 72 solo hits... stood out on special teams as well, recorded seven stops... broke up four passes in pro debut vs. Dallas, 9/10... came up with first career interception at Tampa Bay, 9/24... tallied a season-high 12 tackles (9 solo) vs. Atlanta 10/29... came up with a pair of INTs, defensed four passes and made seven solo stops vs. Rams, 11/26... returned a punt 54 yards after he took the ball on a reverse from Bobby Morse in season finale vs. Indianapolis, 12/24... named to PFWA, College and Pro Football Newsweekly, Pro Football Weekly and Football Digest's all-rookie teams... contract expired in 1990, subject to developments.



COLLEGE: Finished career third on the Eagles' alltime list with 19 interceptions for 336 yards, also blocked 12 kicks... lettered all four years, spent freshman season at linebacker... a consensus Little All-America as a senior when he picked off five passes and broke up 13 others... used as a spot receiver during junior campaign, caught five passes for 157 yards and a TD... picked off a school record four passes in one game as a sophomore... played in East-West Shrine Game and Senior Bowl... earned degree in history this past offseason.

PERSONAL: Attended Garinger High School in Charlotte, North Carolina... single... makes offseason home in Charlotte... full name is Robert Lee Massey.

GAMES STARTED/PLAYED: (1989, 16/16); (1990, 16/16). Totals 32/32.

Year	Tkl	TACKLES		No.	INTERCEPTIONS	
		Asst	Tot.		Yds.	TD
1989	79	8	87	5	26	0
1990	67	11	78	None		
Totals	146	19	165	5	26	0

Additional Stats: Forced Fumbles: 1989, 1. Fumbles Recovered: 1990, 2. Passes Defensed: 1989, 18; 1990, 12. Blocked Kicks: 1990, 1 Punt (Safety). Kickoff Returns: 1989, 0-54 yards.



39 BRETT MAXIE

Safety Year With Saints: 7 Year in NFL: 7
Ht: 6-2 Wt: 194 College: Texas Southern
Born: January 13, 1962 at Dallas, Texas
Joined Saints: Free Agent, 1985

PRO: In six seasons, has stood out in defensive sets as both a strong and free safety, and on special teams. Tied for seventh on club's alltime list with 11 interceptions. The senior member of the defensive backfield and the only holdover from the pre-Jim Mora era. **1990** — Started all 16 contests in first full season at strong safety... finished in a four-way tie for team lead with two interceptions (88 yards), had Saints only return for a touchdown, a 50-yarder that sparked a 24-20 win at Rams 12/9, marking the second straight season he returned an INT for a score... was awarded the game ball on defense in the Rams game as he also tallied six tackles and two passes defensed... tied for fourth with 73 tackles (58 solo), including a season-high 11 (9 solo) vs. Rams 12/31... continued to serve as key member of special teams. **1989** — Did not serve as a regular starter for first time in three seasons, but saw extensive action in nickel and dime schemes, and in short-yardage situations, became an important member of special teams unit... started two of the 16 games in which he participated (at Detroit 12/3 and vs. Indianapolis 12/24) as Saints began with six DBs... tied for team-lead among special teamers with 10 tackles, finished with 41 overall (35 solo)... tied for third on club with three interceptions, defensed five passes and recovered a fumble... returned an interception 26 yards for first pro touchdown at New England, 11/12... picked off a Jim Kelly pass in final minute to



seal outcome in Saints' 22-19 victory at Buffalo, 12/10...tallied eight stops, including three on special teams at Rams, 10/22. **1988** — Started all 16 games at free safety, the only Saints' DB to start every contest...had no interceptions, but came up with some key stops...second among Saints' backs with 78 tackles, 57 solo hits...defensed four passes, forced one fumble...tallied a career-high 16 tackles with 12 primary hits at Washington 11/6. **1987** — Started season as a spot player, but moved into the starting free safety position for game six, and kept it for the rest of the year...intercepted three passes, defensed 11...had 49 tackles, 36 solo stops...charged in to sack Bernie Kosar for a safety vs. Cleveland, 9/13 in big Saints win to open season...had another sack in final game of season, vs. Green Bay 12/27. **1986** — Was used primarily in nickel and dime situations, had two interceptions on the season, recovered one fumble...had 48 total tackles, 37 solo...came up with first career interception at Indianapolis, 10/12...exceptional as a special teamer, played at wideout position on punt team, made some spectacular hits. **1985** — Played in all 16 games, mainly on special teams, but saw much action as nickel back...started final game of the season at strong safety in place of injured Terry Hoage...tallied 37 tackles, 31 solo...recovered a fumble at Rams, 11/3...contract runs through 1991 with no option.

COLLEGE: Lettered three years at Texas Southern...received degree in biology.

PERSONAL: Attended James Madison High School in Dallas...married this past off-season (Angelia)...makes offseason home in Spring, Texas...full name is Brett Derrell Maxie.

GAMES STARTED/PLAYED: (1985, 1/16); (1986, 0/15); (1987, 10/12); (1988, 16/16); (1989, 2/16); (1990, 16/16). Totals 45/91.

Year	TACKLES			INTERCEPTIONS		
	Tkl	Asst	Tot.	No.	Yds.	TD
1985	31	6	37	0	0	0
1986	37	11	48	2	15	0
1987	35	13	48	4	43	0
1988	57	21	78	0	0	0
1989	35	6	41	3	41	1
1990	58	15	73	2	88	1
Totals	253	72	325	11	187	2

Additional Stats: Fumbles Recovered: 1985, 1; 1986, 1; 1989, 1. Forced Fumbles: 1986, 1; 1987, 1; 1988, 1. Sacks: 1987, 2-17 yards, 1 safety. Passes Defensed: 1985, 1; 1986, 2; 1987, 11; 1988, 4; 1989, 5; 1990, 8. Punt Returns: 1987, 1-12 yards.



36 RUEBEN MAYES

Running Back Year With Saints: 5 Year in NFL: 5

Ht: 5-11 Wt: 201 College: Washington State

Born: June 6, 1963 at North Battleford, Saskatchewan

Joined Saints: Draft Choice No. 3a, 1986

PRO: First of three players taken by the Saints in the third round of the 1986 draft (57th overall), selected with choice from Tampa Bay for DB David Greenwood. Stands in second spot on the Saints' alltime rushing chart with 3,408 yards on 837 carries (4.1), 859 yards behind George Rogers for first. 23 rushing TDs ties him with Rogers for fourth on alltime list. **1990** — Returned to lineup after sitting out all of '89 season...started eight of the 15 games he played, replacing an injured Dalton Hilliard...finished second on team with 510 yards rushing on 138 attempts (3.7), led team with seven touchdowns...showed he was back to full form when he rushed for a game-high 99 yards (16 carries) and tied a club-record with three touchdowns in 28-7 win over Phoenix 9/23...became part of only second tandem in club history to rush for 100 yards in the same game, when he accounted for 115 on 30 attempts including a TD, and Craig Heyward ran for 155 yards, in 21-7 victory at Cincinnati 11/4...caught 12 passes for 121 yards on the season, including a career-long 66-yarder at Atlanta 10/7. **1989** — Spent the entire season on injured reserve, underwent surgery to repair frayed right Achilles' tendon, 10/13. **1988** — First season Rueben did not lead club in rushing...still rushed for 628 yards on 170 carries (3.7), finishing second behind Dalton Hilliard, after undergoing offseason knee surgery...played in all regular games for third straight year...did not begin season as starter, but opened vs. Dallas 10/3 and went on to start nine of the final 12 contests, including the final seven...had lone 100-yard rushing day of season in Saints' 42-0 blowout vs. Denver 11/20, carried 25 times for 115 yards and a TD in the contest, for 10th 100-yard rushing day of career...totaled 80 yards on 16 attempts (5.0) with a 17-yard TD jaunt at Atlanta 9/11...hauled in 11 passes for a career-high 103 yards...also returned seven kickoffs for 132 yards, including a 33-yarder vs. Rams 10/30. **1987** — Named to second consecutive Pro Bowl, but again could not play because of surgery...tore knee ligaments in wild card playoff game against Minnesota 1/3, was operated on two days later...nearly reached the 1,000-yard plateau for second season despite losing three games to players strike...led Saints in rushing, but shared tailback more with a productive Dalton Hilliard...had three 100-yard rushing days (24-147 vs. Cleveland, 9/13; 29-144 vs. San Francisco, 10/25; 19-112 at Atlanta, 11/1)...had two-TD day vs. Tampa Bay 12/6. **1986** — Led all rookies in rushing with 1,353 yards, fourth in NFL...third in NFL in yards per carry (4.7)...didn't start until fifth game of season, had only 22 carries for 120 yards until then...leading TD scorer on team with eight (48 points)...returned kickoff for touchdown vs. Giants 9/28, but penalty wiped it out...had Saints single-game rushing record with 207 yards vs. Dolphins 12/7 until final carry (four-yard loss) put him behind George Rogers' record (206)...also caught 16 passes during season, returned 10 kickoffs for 213 yards...had six 100-yard plus games, three of more than 150...named to AFC-NFC Pro Bowl, but chose to forego game for Achilles' tendon operation following the season to expedite preparation for 1987 season...had tendon problem throughout season, but played anyway...named to every all-rookie



team... best game came vs. Miami 12/7, rushed for 203 yards on 28 carries, two TDs, caught two passes for 22 yards... ran for a season-long 50-yard carry vs. New England 11/30, when he ran 33-157 and a score... missed most of game at Jets 10/26 with injured foot, rushed four times for minus-two yards... rushed 24-172 vs. Tampa Bay 10/19... scored two TDs in a game three times, vs. Tampa Bay 10/19, vs. San Francisco 11/2, vs. Miami 12/7... contract runs through 1991 with no option.

COLLEGE: Holds nearly every rushing record in Washington State history... gained over 1,000 yards each of his last two years, was PAC-10 rushing champion both seasons... PAC-10 offensive player of the year 1984-85... sixth-rated rusher (ahead of O.J. Simpson) in PAC-10 history, second in that group in yards per carry (5.5) behind only Darrin Nelson (5.7)... finished tenth in Heisman balloting junior year... as junior set NCAA records for single-game rushing yardage (357 vs. Oregon) and two-consecutive-game yardage (Oregon plus Stanford, 216)... All-America selection junior and senior seasons... played in Blue-Gray and East-West Shrine games... majored in political science.

PERSONAL: Attended North Battleford (Saskatchewan, Canada) High School... married (Marie)... Saints recipient of 1988 Ed Block Courage Award... lives in Lynwood, Washington... earned his broker's license three off-seasons ago, worked as a financial consultant for Merrill Lynch in the Seattle area this past offseason. Pronounced MAZE.

GAMES STARTED/PLAYED: (1986, 12/16); (1987, 12/12); (1988, 9/16); (1989, 0/0); (1990, 8/15). Totals 41/59.

Year	RUSHING					RECEIVING			TD
	No.	Yds.	Avg.	LG	TD	No.	Yds.	LG	
1986	286	1353	4.7	50	8	17	96	18	0
1987	243	917	3.8	38	5	15	68	16	0
1988	170	628	3.7	21	3	11	103	25	0
1990	138	510	3.7	18	7	12	121	66	0
Totals	837	3408	4.1	50	23	55	388	66	0

Year	KICKOFF RETURNS				TD
	No.	Yds.	Avg.	LG	
1986	10	213	21.3	34	0
1987	None				
1988	7	132	18.9	33	0
1990	2	39	19.5	21	0
Totals	18	364	20.2	34	0

Additional Stats: Fumbles: 1986, 4; 1987, 8; 1988, 1; 1990, 1.



69 LES MILLER

Nose Tackle/Def. End Year With Saints: 1 Year in NFL: 5

Ht: 6-7 Wt: 285 College: Ft. Hays St., Kansas

Born: March 1, 1965 at Arkansas City, Kansas

Joined Saints: Free Agent (Plan B), 1991

PRO: Signed with Saints as a Plan B free agent from San Diego during 1991 offseason. Originally signed as a free agent by the Saints in 1987, was released in final cut and signed by Chargers as a replacement player two weeks later. **1990** — Played in 14 games with 9 starts at nose tackle, spent the last two weeks of the season injured reserve with a back injury... finished year with a career-high 28 tackles (23 solo)... recovered a team-high three fumbles, including two for touchdowns (vs. Pittsburgh 10/7 and vs. Seattle 11/4), 12 points led all Charger defenders... also recorded one sack. **1989** — Played in 15 contests, most in NFL career... registered 18 tackles... accounted for 2.5 sacks, all in the last four games... recorded 7 tackles and 1.5 sacks vs. Jets 12/3... majority of playing time came in short yardage situations. **1988** — Played in 13 games, primarily in short yardage situations... was hampered throughout season with an ankle injury, finished year with eight tackles. **1987** — Was a Pro Football Weekly all-rookie selection after being signed by Chargers for replacement games... earned starting spot at right end in week 7, but injured an ankle at Seattle in week 10 and spent the next four weeks on injured reserve... recovered fumble in end zone for a touchdown vs. Kansas City 10/25... picked up first career sack vs. Cleveland 11/1, notched two more following week at Indianapolis... contract runs through 1992 with no option.


COLLEGE: Played two years at Kansas State before transferring to Ft. Hays State, where he earned NAIA all-conference accolades both seasons... majored in hotel and restaurant management.

PERSONAL: Attended Arkansas City (Kansas) High School where he was an all-state lineman and heavyweight wrestler... single.

GAMES STARTED/PLAYED: (1987, 4/9); (1988, 0/13); (1989, 0/15); (1990, 9/14). Totals 13/51.

Year	TACKLES			SACKS	
	Tkl	Asst	Tot.	No.	Yards Lost
1987 (San Diego)	21	0	21	3	19
1988 (San Diego)	6	2	8	None	
1989 (San Diego)	15	3	18	2.5	20
1990 (San Diego)	23	5	28	1	6
Totals	65	10	75	6.5	45

Additional Stats: Fumbles Recovered: 1987, 2-1 TD; 1989, 1; 1990, 3-2 TDs. Forced Fumbles: 1987, 1. Passes Defensed: 1987, 1.



51 SAM MILLS

Linebacker Year With Saints: 6 Year in NFL: 6
Ht: 5-9 Wt: 225 College: Montclair State
Born: June 3, 1959 at Neptune, New Jersey
Joined Saints: Free Agent, 1986

PRO: Originally signed as free agent in 1981 with Cleveland, was released. Went to Canadian Football League, signed with Toronto later that season. Went to USFL Philadelphia Stars and Jim Mora in 1982, played there three seasons, was the Stars' leading tackler every year. Pro Bowl participant following 1987 and 1988 seasons. Has started all but six games (3 in 1986, 2 in 1990) since his arrival in New Orleans. Signal-caller on defense, teams with up with Vaughan Johnson to give Saints most formidable middle ever. Makes up for lack of size with aggressiveness, quickness and intelligence. **1990** — Was team's top tackler for second consecutive season, with 112 (101 solo) ...also registered half a sack, 3 passes defended, a fumble recovery and two forced fumbles ...started 14 of 16 contests, the two he did not open (at Houston 10/21, vs. Detroit 10/28), the Saints started in dime package ...recorded a season-high 11 tackles (10 solo) vs. Pittsburgh 12/16 ...turned in 10-tackle efforts at Minnesota 9/16 and at Houston 10/21 ...was awarded the game ball on defense in 10-7 win over Atlanta 11/25 when he tallied five tackles and knocked down a pass ...was credited with a game-high 12 tackles in playoff game at Chicago 1/6. **1989** — First time in three years he was not selected to the Pro Bowl, but led the team in tackles with 95, 80 solo ...recorded first career sack at Tampa Bay, 9/24, also tallied sacks vs. Rams 11/26 and at Detroit 12/3 ...tallied 11 tackles with a season-high 9 solo vs. Washington, 10/1, also turned in 11 (8 solo) following week vs. San Francisco ...defended two passes, forced two fumbles and recovered a fumble on season ...did not start in season finale vs. Indianapolis as Saints opened with dime defense, broke personal string of 56 straight starts. **1988** — Named to his second Pro Bowl post following season after finishing second on team in total tackles (105) ...recovered three fumbles on the season ...had 14 stops (10 solo) at Washington, 11/6, and 11 (9 solo) vs. Rams, 10/30 ...**1987** — Made first Pro Bowl appearance, started all 12 games in the middle of the Saints defense ...fourth on team tackle chart with 58, 41 primary hits ...also in the right place at the right time, recovered three fumbles on the season ...was the focal point on a big hit that kept Pittsburgh out of the end zone late in the game, 11/29, to preserve 20-16 Saints win, and claim the team's first-ever winning season. **1986** — Came to Saints during training camp following USFL breakup, started final 13 games of season at inside linebacker ...ended season second on team tackle chart with 92 ...had 11 total tackles vs. Rams 11/9 when Saints held Eric Dickerson to 57 yards rushing, only eight in second half, in 6-0 victory ...turned in 13 tackle effort (10 solo) at Rams, 11/23, and 12 tackle performance (10 solo) vs. Miami, 12/7 ...contract runs through 1991 with no option.

COLLEGE: Captain junior and senior seasons ...Kodak Division II all-America 1980 ...New York Times all-East selection as senior, also named all-East Defensive Player of the Year ...holds degree in industrial technology.



PERSONAL: Attended Long Branch (N.J.) High School ...taught photography at East Orange (N.J.) High School before joining Stars ...married (Melanie) with two sons (Sam III 5/20/78 and Marcus 6/16/83) and daughter (Larissa 3/15/83) ...has worked the past three offseasons with Benson Management Company as a dealership trainee with designs of owning or managing a car dealership following football career ...held one day football camp this offseason which, proceeds went to Big Brothers/Big Sisters of New Orleans ...full name is Samuel Davis Mills, Jr. ...lives in Kenner.

GAMES STARTED/PLAYED: (1986, 13/16); (1987, 12/12); (1988, 16/16); (1989, 15/16); (1990, 14/16). Totals 70/76.

Year	TACKLES		Tot.
	Tkl	Asst	
1986	69	23	92
1987	41	17	58
1988	77	28	105
1989	80	15	95
1990	101	11	112
Totals	368	94	462

Additional Stats: Sacks: 1989, 3-19 yards; 1990, 0.5-2 yards. Fumbles Recovered: 1986, 1; 1987, 3; 1988, 3; 1989, 1; 1990, 1. Forced Fumbles: 1986, 1; 1987, 1; 1989, 2; 1990, 2. Passes Defended: 1986, 4; 1987, 2; 1988, 2; 1989, 2; 1990, 3.



35 BOBBY MORSE

Running Back Year With Saints: 3 Year in NFL: 4
Ht: 5-10 Wt: 213 College: Michigan State
Born: October 3, 1965 at Muskegon, Michigan
Joined Saints: Free Agent, 1989

PRO: Drafted by Philadelphia in the 12th-round in 1987. Originally joined the Saints in 4/24/89 trade with the Eagles for Saints #11 pick in the 1990 draft. Has become a crowd favorite with his desire and intensity. **1990** — Played in 10 games, all on special teams ...suffered a broken forearm late in game at Washington 11/18 and spent the remainder of the season on injured reserve ...tied for fifth on club with five stops on special teams ...brought back eight punts for a team-high 11.9-yard average, returned four kickoffs for a 14-yard norm. **1989** — Released in final cut, 9/4, re-signed 9/22 ...played in seven contests in first stint, mostly on special teams ...ran for 39 yards on a fake punt vs. Washington, 10/1 ...returned kickoff for 25 yards at San Francisco, 11/6, released 11/9, signed by 49ers and released later that week ...re-signed by Saints 11/29 ...in first game back, returned a kickoff 99 yards for a score at Detroit, 12/3, the first Saint to do that since Mel Gray in 1986 ...the return was also the second longest in club history (101, Gray at San Francisco 9/21/86) ...took over punt return duties for final three games ...ended season as a vital member of the special teams where he co-led the team with 10 tackles, including three vs. Eagles in Monday night win, 12/18. **1988** — Sat out season. **1987** — Drafted in the 12th round by the Eagles, made the team as a reserve running back and kick



returner...played in 11 contests with no starts, returned 24 kicks for 386 yards (16.1) and 20 punts for 121 yards (6.1)...carried the ball six times for 14 yards and caught one pass for eight yards...made 15 stops on special teams and also recovered a fumble...contract runs through 1991 with no option.

COLLEGE: Spent majority of career blocking for Houston's Lorenzo White...finished career with 651 yards rushing on 161 carries (4.0) and nine TDs, including 398 yards as a senior...caught 102 passes for 723 yards and three TDs in his career...in four years as a punt returner, never called a fair catch or fumbled a punt...ran back a punt 87 yards for a score against Michigan in 1984...an honorable mention all-Big Ten choice in 1984 and 1986...earned degree in advertising.


PERSONAL: A two-time all-state selection at Muskegon (Mich.) Catholic Central High School, also lettered in basketball and track...makes offseason home in Muskegon.

GAMES STARTED/PLAYED: (1987, 0/11); (1988, 0/0); (1989, 0/11); (1990, 0/10). Totals 0/32. Totals with Saints 0/21.

Year	RUSHING					KICKOFF RETURNS				
	No.	Yds.	Avg.	LG	TD	No.	Avg.	LG	TD	
1987	6	14	2.3	7	0	24	16.1	28	0	
1989	2	43	21.5	39	0	10	27.8	99t	1	
1990	None					4	14.0	18	0	
Totals	8	57	7.1	39	0	38	18.9	99t	1	

Year	No.	PUNT RETURNS				TD
		FC	Yds.	Avg.	LG	
1987	20	13	121	6.1	23	0
1989	10	1	29	2.9	16	0
1990	8	1	95	11.9	18	0
Totals	38	15	245	6.4	23	0

Additional Stats: Receiving: 1987, 1-8 yards. Fumbles Recovered: 1987, 1; 1989, 1. Fumbles: 1990, 1.



80 BRETT PERRIMAN

Wide Receiver Year With Saints: 4 Year in NFL: 4
Ht: 5-9 Wt: 180 College: Miami (Fla.)
Born: October 10, 1965 at Miami, Florida
Joined Saints: Draft Choice No. 2, 1988

PRO: The 52nd player and ninth wide receiver taken in the 1988 draft. Fellow Miami teammates Michael Irvin (Dallas) and Brian Blades (Seattle) were taken before him. Exceptional athlete, has been clocked at 4.3 in the 40-yard dash, and has a 35-inch vertical jump. Extremely strong despite his size. **1990** — Earned starting spot for initial time in his career, opened 15 of 16 contests...second on club with 36



receptions for 382 yards and two touchdowns...grabbed a career-high seven passes for 72 yards in only game he did not start, at Houston 10/21...scored TDs in back-to-back games, vs. Tampa Bay 11/11 and at Washington 11/18...caught four passes in a game twice. **1989** — Inactive first two games of season with a knee injury...caught two passes for 26 yards in first game of season, at Tampa Bay 9/24...grabbed career-long of 47-yarder vs. Washington 10/1...came on strong towards end of season, hauled in 12 passes for 215 yards in final four contests...caught four passes for a career-high 96 yards at Buffalo 12/10...led club with five receptions (87 yards) in season finale vs. Indianapolis...made first career start vs. Philadelphia, 12/18 in Monday night affair. **1988** — Saw action in all 16 games during rookie campaign in which he spent a good portion of the time learning system...grabbed 16 passes for 215 yards and two TDs...caught first pro TD, a 15-yard pass from Bobby Hebert, in season opener vs. San Francisco 9/4...had best game as a rookie vs. Dallas 10/3 on Monday night when he caught three passes for 63 yards and one touchdown...also caught a 26 yard strike with seven seconds remaining to set up a Morten Andersen, 49-yard, game-winning field goal...contract expired in 1990, subject to developments.

COLLEGE: Played four seasons with the Hurricanes...also returned punts, finishing his career with a 6.5 average...a broken foot in his senior season cost him five games, but returned in time to play in the 1988 Orange Bowl, where Miami secured the national championship...concluded his four years with 62 catches for 1,073 yards and six TDs...had best year in 1986 when he caught 38 passes for 684 yards...majored in business.

PERSONAL: Attended Northwestern High School in Miami where he was an all-city, all-county and all-state selection...has nickname of "Superman" for his tremendous leaping ability...married (Laundria)...lives in Miami during offseason.

GAMES STARTED/PLAYED: (1988, 0/16); (1989, 1/14); (1990, 15/16). Totals 16/46.

Year	RECEIVING				
	No.	Yds.	Avg.	LG	TD
1988	16	215	13.4	33	2
1989	20	356	17.8	47	0
1990	36	382	10.6	29	2
Totals	72	953	13.2	47	4

Additional Stats: Punt Returns: 1989, 1-10 yards. Rushing: 1988, 3-17 yards; 1989 1-10 yards). Fumbles: 1988, 1; 1990, 2.



83 GREG SCALES

Tight End Year With Saints: 4 Year in NFL: 4
Ht: 6-4 Wt: 253 College: Wake Forest
Born: May 9, 1966 at Winston-Salem, North Carolina
Joined Saints: Draft Choice No. 5a, 1988

PRO: Big tight end with 4.6 speed. The Saints first pick (3rd overall) in the fifth round of the 1988 draft, a choice obtained from Kansas City in the Jack Del Rio trade. **1990** — Played primarily in two and three tight end formations and on special teams...hauled in eight passes for 64 yards and a touchdown...lone score was a 5-yarder at San Francisco, 12/23, both career TDs have been accounted for at Candlestick Park...tied for fifth on club with five stops on special teams. **1989** — Saw his role in the Saints' offense expanded, started four games overall, including the first three as part of a two tight end formation...finished the year with eight receptions for 89 yards...hauled in a career-high three passes for 30 yards at Green Bay, 9/17...caught a career-long 26-yarder at New England, 11/12...continued to play regularly on special teams...spent the final two weeks of the season on injured reserve with a hamstring injury. **1988** — In what was, effectively, his first season of competition in two years, Greg caught two passes for 20 yards and one touchdown...used primarily on special teams...played 12 games and was inactive one week...saw increased action at tight end as the season progressed...caught a pass for 14 yards at Rams, 11/13, and a six yard TD pass at San Francisco, 12/11...contract runs through 1991 with no option.

COLLEGE: Was tabbed as the third rated tight end on the Sporting News' preseason draft poll in 1987, but was ruled academically ineligible during the season and played in just three games...started for Demon Deacons as a wide receiver but was moved to tight end for junior season...finished at Wake Forest with 62 receptions for 828 yards and 13 TDs, including 34 for 475 yards and six TDs in his initial season at tight end...majored in history education.

PERSONAL: Attended East Forsyth High School in Winston-Salem, N.C., where he lettered in both football and basketball...single...resides in Winston-Salem during offseason.

GAMES STARTED/PLAYED: (1988, 0/12); (1989, 4/14); (1990, 0/16). Totals 4/42.

Year	No.	RECEIVING			LG	TD
		Yds.	Avg.			
1988	2	20	10.0	14	1	
1989	8	89	11.1	26	0	
1990	8	64	8.0	20	1	
Totals	18	173	9.6	26	2	



96 MICHAEL SIMMONS

Defensive End Year With Saints: 2 Year in NFL: 2
Ht: 6-4 Wt: 269 College: Mississippi St.
Born: November 14, 1965 at Eupora, Mississippi
Joined Saints: Free Agent, 1989

PRO: Originally signed as a free agent by Phoenix in 1988, was released in training camp. Signed with Saints for 1989 season. **1990** — Started first two games at right end before being relegated to a reserve role for next 11 weeks...knee injury to Wayne Martin early in game vs. Pittsburgh 12/16 thrust him back into action, was credited with a career-high four tackles in the Steelers game...opened the final two contests at left end and turned in his finest performance of season in big Saints win at San Francisco 12/23 when he tallied two tackles, and the first sack and fumble recovery of his career...recorded nine tackles in limited action on the year. **1989** — Was activated to 47-man roster after spending first 15 weeks on developmental squad...was credited with a pair of tackles in season finale, vs. Indianapolis 12/24...contract runs through 1991 with no option.

COLLEGE: Recorded 153 tackles, 11 sacks and six fumble recoveries in four years for the Bulldogs, including six QB drops as a sophomore...majored in pre-law and political science.

PERSONAL: Attended Eupora (Miss.) High School where he led the football team to a district championship in 1983...earned first team all-state honors and was a two-time all-district choice as a tight end...also lettered in basketball, baseball and track...married (Pamela) with son (Spencer Timothy 2/3/87)...spent offseason in New Orleans area...full name is Michael Glenn Simmons.

GAMES STARTED/PLAYED: (1989, 0/1); (1990, 3/16). Totals 3/17.

Year	TACKLES			SACKS	
	Tkl	Asst	Tot.	No.	Yards Lost
1989	2	0	2	None	
1990	8	1	9	1	8
Totals	10	1	11	1	8

Additional Stats: Sacks: 1990, 1-8 yards. Fumbles Recovered: 1990, 1.



99 JOEL SMEENGE

Defensive End Year With Saints: 2 Year in NFL: 2
Ht: 6-5 Wt: 250 College: Western Michigan
Born: April 1, 1968 at Holland, Michigan
Joined Saints: Draft Choice No. 3, 1990

PRO: The 71st player selected in the 1990 draft, the second of four defensive line men taken by the Saints. **1990** — Saw limited action in rookie season, played primarily in passing situations, accounted for one tackle...majority of playing time came as a special teamer where he served on field goal defense unit...contract runs through 1991 with an option year.

COLLEGE: Finished four-year career with 37 sacks, set school records for caused fumbles (18) and tackles for loss (66)...was the first player in MAC history to garner all-conference honors three straight years...an honorable mention all-America as a senior when he tallied 14 sacks...majored in criminal justice.

PERSONAL: Was an honorable mention all-State choice and Athlete-of-the-Year as a senior at Hudsonville High School in Grand Rapids, Michigan...lettered in football, basketball and track...single...spent offseason in Jenison, Michigan. Pronounced SMEN-ghee.

GAMES STARTED/PLAYED: (1990, 0/15).

3.



33 ERNEST SPEARS

Safety Year With Saints: 2 Year in NFL: 2
Ht: 5-11 Wt: 192 College: USC
Born: November 6, 1967 at Oceanside, California
Joined Saints: Draft Choice No. 10b, 1990

PRO: The second defensive back selected by the Saints, with the 267th pick in the 1990 draft. **1990** — Played in all 16 contests, but only one down in defensive sets during rookie season...stood out on special teams unit where he finished in a tie for third with seven stops...got into one play in playoff game at Chicago 1/6...contract runs through 1991 with no option.

COLLEGE: An honorable mention all-PAC 10 choice as a senior when he tallied 65 tackles and two interceptions...started every game his final two years at run support cornerback...played behind Chicago's Mark Carrier as a sophomore...was also an outfielder on the Trojan baseball squad...holds degree in communications, interned at KNBC-TV in Los Angeles.



PERSONAL: Earned all-league honors as a defensive back and quarterback in football, and as a pitcher in baseball at El Camino High School in Oceanside, California...single...spent offseason in Oceanside.

GAMES STARTED/PLAYED: (1990, 0/16).



56 PAT SWILLING

Linebacker Year With Saints: 6 Year in NFL: 6
Ht: 6-3 Wt: 242 College: Georgia Tech
Born: October 25, 1964 at Toccoa, Georgia
Joined Saints: Draft Choice No. 3b, 1986

PRO: After just five seasons, is second on the Saints' alltime list with 49 quarterback sacks. Selected with choice from Indianapolis in trade of first-round draft choices.

1990 — Picked to participate in his second straight Pro Bowl after leading club and finishing in a tie for fifth in the NFC with 11 sacks...it marked the fourth consecutive year in which Pat has either led or co-lead the team in that category...started all 16 contests at ROLB...tied a club-record (Rickey Jackson, twice) when he tallied four sacks vs. Tampa Bay, 11/11, the most by a player in the NFC in 1990...finished with 63 tackles (52 solo), including a career-best 9 (5 solo) at Houston, 10/21...also defended a pass and forced a team-high four fumbles on the season...had a key sack of Jim Everett on game's final series that helped preserve Saints' 24-20 victory at Rams, 12/9...also selected second team AP All-Pro, second team UPI All-NFC and Football News NFC All-Pro. **1989** — Selected to play in first Pro Bowl by NFC Coach John Robinson...did not start opening game vs. Dallas after signing just a week before...started last 15 games of season at ROLB spot...tallied a club-record 16.5 sacks, all coming in the final 12 contests...turned in back-to-back three sack efforts at Rams (10/22) and vs. Atlanta (10/29)...also credited with four tackles, a pass defended and a pair of forced fumbles in the Atlanta affair and was named NFC Defensive Player-of-the-Week for his achievements...recorded a season-high 3.5 sacks, in addition to a season-best six tackles at Atlanta, 11/19 when he was cited as NFC Defensive Player-of-the-Week for the second time in four weeks...forced a team and personal-high five fumbles...56 tackles were sixth on the club and marked a personal-best...made key interception in 22-19 win at Buffalo (12/10)...chosen to AP All-Pro second team, UPI all-NFC second team, and College and Pro Football Newsweekly's All-Pro team...cited as the NFL Alumni Association's Linebacker-of-the-Year. **1988** — Hampered for most of the season with an abdominal injury sustained vs. Tampa Bay 9/25...still played in 15 contests, started 14 of them, deactivated vs. Rams 10/30...tied Rickey Jackson for team lead in sacks with seven (65 yards lost)...had stellar outing vs. Giants 11/27 when he sacked New York QBs three times for 30 yards lost and forced two fumbles in front of an ESPN audience...also defended a pass and recovered a fumble. **1987** — Won starting job at right outside linebacker in preseason, had outstanding season at that spot...led team in sacks



with 10.5 for 87 yards lost...had 49 tackles, 40 solo...forced three fumbles, recovered two more...played both standup linebacker in normal situations, and was used as a down lineman to rush the passer in throwing situations...had three games with two sacks: vs. San Francisco 10/25, at Pittsburgh 11/29 where he forced a crucial fumble on one sack, and at Cincinnati 12/20...had first career interception vs. Green Bay 12/27 in important situation. **1986** — Impressive as rookie, saw action in all 16 games...made name early on special teams, was inserted more frequently in defensive lineup as season wore on...had four sacks for 39 yards lost and two passes defended...contract runs through 1991 with no option.


COLLEGE: Defensive end at Georgia Tech, was All-America by Football Writers, UPI and Sporting News...four-year starter...had 15 sacks as senior...earned degree in industrial management this past offseason.

PERSONAL: Attended Stephens County High School in Toccoa, Georgia...brother, Darryl, is a linebacker at Georgia Tech, and cousin, Ken Swilling, is a defensive back for the Yellow Jackets...single...lives in Toccoa in offseason.

GAMES STARTED/PLAYED: (1986, 0/16); (1987, 12/12); (1988, 14/15); (1989, 15/16); (1990, 16/16). Totals 57/75.

Year	TACKLES			SACKS	
	Tkl	Asst	Tot.	No.	Yards Lost
1986	22	4	26	4	39
1987	40	9	49	10.5	87
1988	40	11	51	7	65
1989	50	6	56	16.5	164
1990	52	11	63	11	68
Totals	204	41	245	49	423

Additional Stats: Interceptions: 1987, 1-10 yards; 1989, 1-14. Fumbles Recovered: 1987, 2; 1988, 1; 1989, 1. Forced Fumbles: 1987, 3; 1988, 3; 1989, 5; 1990, 4. Passes Defended: 1986, 2; 1987, 3; 1988, 1; 1989, 2; 1990, 1.



37 BENNIE THOMPSON

Safety Year With Saints: 2 Year in NFL: 2

Ht: 6-0 Wt: 200 College: Grambling State

Born: February 10, 1963 at New Orleans, Louisiana

Joined Saints: Free Agent, 1989

PRO: After being released by Kansas City as a free agent in 1985, Bennie spent three seasons (1986-88) in the Canadian League with Winnipeg. While with the Blue Bombers, he intercepted seven passes and gained a reputation as one of the fiercest hitters in the CFL. Continued that style of play in the NFL. As head coach Jim Mora says, "Bennie is a great special teams player. He can cover and do all the things you want him to do. He's an aggressive, tough, physical player — you want that kind of a guy on special teams. He doesn't run as fast as some guys next to him on kickoffs, but he's going to beat them downfield. He's going to find a way to get down there



and make the tackle. He loves to clobber people and he'll sell his body to do it." **1990** — In first full season in NFL, made a mark as the leader of the Saints special teams unit, where he accounted for a team-high 18 stops, including three at San Francisco 12/23, and two on three occasions...also started in dime package on defense where he tallied 37 tackles, tied for team-lead with two interceptions and defended nine passes...started at Houston 10/21 and vs. Detroit 10/28 as Saints opened in dime scheme...recorded six tackles and two passes defended in the Oilers game. **1989** — Spent first 14 weeks of season on developmental squad before being activated to 47-man roster for final two regular season games...registered a total of three tackles, including two in season finale vs. Indianapolis 12/24...contract runs through 1991 with an option year.

COLLEGE: A two-year starter for the Tigers under legendary head coach Eddie Robinson...team captain and MVP senior year with seven interceptions and club-high 133 tackles...also a first team all-SWAC selection and honorable mention All-America...majored in therapeutic recreation.

PERSONAL: Attended McDonogh High School in New Orleans where he was an all-state linebacker for two years...also started for two years on school's baseball team...is part owner of "At the Half", a local sports apparel store...married (Tangie)...makes home in New Orleans East.


GAMES STARTED/PLAYED: (1989, 0/2); (1990, 2/16). Totals 2/18.

Year	TACKLES			INTERCEPTIONS		
	Tkl	Asst	Tot.	No.	Yds.	TD
1989	3	0	3	0	0	0
1990	47	7	54	2	0	0
Totals	50	7	57	2	0	0

Additional Stats: Passes Defended: 1990, 9. Forced Fumbles: 1990, 1.

NEW ORLEANS SAINTS IN OVERTIME GAMES (1-5)

Nov. 13, 1977 — San Francisco 10, New Orleans 7, at Superdome
 Sep. 2, 1979 — Atlanta 40, New Orleans 34, at Superdome
 Dec. 7, 1980 — San Francisco 38, New Orleans 35, at Candlestick Park
 Sep. 18, 1983 — New Orleans 34, Chicago 31, at Superdome
 Oct. 21, 1984 — Dallas 30, New Orleans 27, at Texas Stadium
 Nov. 26, 1989 — L.A. Rams 20, New Orleans 17, at Superdome



82 JOHN TICE

Tight End Year With Saints: 9 Year in NFL: 9
Ht: 6-5 Wt: 249 College: Maryland
Born: June 22, 1960 at Central Islip, New York
Joined Saints: Draft Choice No. 3a, 1983

PRO: Tight end who has become an integral part of the Saints offense, particularly with his excellent blocking abilities. 65th player and third tight end selected in the 1983 draft. 136 career receptions (1,373 yards) place him in a tie with Lonzell Hill for 11th on club's alltime list, 116 games played puts him in 13th place. Sure-handed receiver, has coughed the ball up only twice in his 8-year career. Underwent surgery this past offseason to repair torn rotator cuff suffered in final regular season game vs. Rams 12/31. **1990** — Played in 16 games for first time since 1986, started four, all when Saints opened with two tight ends...ninth on team with 11 catches for 103 yards, first time in his career he did not have a touchdown...grabbed a season-high four passes for 43 yards with a long of 15, and was awarded the game ball on offense in win over Atlanta 11/25...injured knee at Dallas 12/2, played solely on special teams following week at Rams...tallied three stops on special teams unit. **1989** — Did not play opening week, played sparingly the next two games with a hamstring injury sustained during training camp...started two of the 15 games he played in, one as part of a three tight end set the remainder as part of a two tight end formation...caught nine passes for 98 yards and a TD...hauled in a pair of passes for 20 yards including a 12-yard TD catch in Saints 22-19 win at Buffalo, 12/10. **1988** — Turned in best performance since 1986 campaign...started 12 games, first six for an injured Hoby Brenner...kept starting assignment with Brenner's return as Saints utilized two tight end formation...grabbed 26 passes for 297 yards, second best in career behind 1986 totals...caught four passes for 43 yards at Detroit 9/18 in his initial start of the season...caught one of Bobby Hebert's longest passes of season, a 40-yarder vs. Dallas 10/3...had three, three-reception days: at Rams 11/13 (13 yds.), vs. Denver 11/20 (25 yds.), at San Francisco 12/11 (44 yds.)...caught lone TD pass of season, an eight-yarder, in Saints 42-0 win over Denver 11/20...inactive vs. Giants 11/27 with a groin injury. **1987** — Had another good season, despite catching only 16 passes for the year...had a pair of two-TD days; at Philadelphia 9/20 (5-64), and vs. Tampa Bay 12/6 (2-14)...third on squad in TDs scored with six...started 8 of 12 games, many in which Saints opened with two tight ends. **1986** — Had his most successful pro season, doubled his career receiving total with 37 catches, which tied with him with Eric Martin for second on the club...played in every game, started 13...biggest day was at Jets 10/26, caught a career-best eight passes for 81 yards and 2 TDs...had six catches vs. Patriots 11/30, five vs. Dolphins the following week. **1985** — Played in all 16 games, started nine as the Saints used a two tight end set frequently...finished with 24 receptions for 266 yards and a pair of scores...biggest catch of season was 39-yarder for TD at Minnesota 11/24 with less than a minute to play to win the game...caught three passes in a game five times. **1984** — Played in ten games, caught a career-low six passes (55 yards)...had three receptions for 24 yards vs. Rams, 10/14...went on injured reserve (ankle) for final five games of the season. **1983** — Played in all 16 games in rookie season with one start (vs. Atlanta 11/6)...scored first NFL TD at Buffalo, 10/20, a 12-yard grab...contract expired in 1990, subject to developments.



COLLEGE: Honorable mention All-America by AP and Sporting News senior year...led Terrapins in receiving junior and senior years...saw action at center and tackle earlier in college career...played in East-West and Senior Bowl games...holds degree in physical education.

PERSONAL: Attended Central Islip (New York) High School...played center there...brother, Mike, is a tight end with Seattle...married (Barbara) with sons (John Eric 1/22/85 and Michael Nelson 11/22/88) and daughter (Alexis 5/26/87)...lives in Destrehan.

GAMES STARTED/PLAYED: (1983, 1/16); (1984, 0/10); (1985, 9/16); (1986, 13/16); (1987, 8/12); (1988, 12/15); (1989, 2/15); (1990, 4/16). Totals 49/116.

Year	No.	RECEIVING			LG	TD
		Yards	Avg			
1983	7	33	4.7	17	1	
1984	6	55	9.2	17	1	
1985	24	266	11.1	39	2	
1986	37	330	8.9	29	3	
1987	16	181	11.3	27t	6	
1988	26	297	11.4	40	1	
1989	9	98	10.9	23	1	
1990	11	113	10.2	19	0	
Totals	136	1373	10.1	40	15	

Additional Stats: Fumbles: 1986, 1; 1990, 1.



65 STEVE TRAPILO

Guard Year With Saints: 5 Year in NFL: 5
Ht: 6-5 Wt: 289 College: Boston College
Born: September 20, 1964 at Boston, Massachusetts
Joined Saints: Draft Choice No. 4, 1987

PRO: In four seasons has established himself as one of the most consistent performers on the offensive line. Possesses superior strength and intelligence. **1990** — Part of an offensive line in which four of five players did not miss a snap all season...started every game at right guard, marking the second consecutive year Steve played every down...underwent arthroscopic knee surgery following the season, will be ready to go for 1991. **1989** — Played in every game at right guard, did not miss a down all season after fully recovering from foot injury that hobbled him last year...helped lead the way for RB Dalton Hilliard's finest season as a pro...underwent minor shoulder surgery shortly after the season. **1988** — After superb rookie season, 1988 started off on a sour note as Steve sprained his left foot in the first half of the season opener vs. San Francisco 9/4...remained on injured reserve for the next seven weeks...came back and started the final eight contests, the first at left guard, and the remainder at right guard, although he was still not at 100%. **1987** — Came in as rookie, started every game he was healthy for, had excellent season at




right guard...missed final game of season (ankle)...was named to every all-rookie team...contract runs through 1992 with no option.

COLLEGE: All-America selection as senior when he was team captain and received 94 percent blocking grade by Boston College staff...completed degree in sociology in junior season of eligibility, pursued graduate classes in senior year of eligibility.

PERSONAL: Attended Boston College High School in Dorchester, Massachusetts...helps run the family business in the offseason as well as his own private business in the Boston area...serves on the Board of Directors of Ronald McDonald House in the New Orleans area and is a member of the Governor's Alliance Against Drugs in the Boston area...single...resides in Milton, Mass. in the offseason...full name is Stephen Paul Trapilo. Pronounced tru-PILL-o.

GAMES STARTED/PLAYED: (1987, 11/11); (1988, 9/9); (1989, 16/16); (1990, 16/16). Totals 52/52.



97 RENALDO TURNBULL

Defensive End Year With Saints: 2 Year in NFL: 2
Ht: 6-4 Wt: 255 College: West Virginia
Born: January 5, 1966 at St. Thomas, Virgin Islands
Joined Saints: Draft Choice No. 1, 1990

PRO: The 14th player and fourth defensive lineman selected in the 1990 draft. Has exhibited excellent strength, has also been timed at 4.62 in the 40-yard dash. **1990** — Started six of 16 contests in his rookie season, opened at left end in games 8-10 for an injured Wayne Martin, started at right end weeks 14-16...finished second among defensive linemen with 31 tackles (26 solo)...set a club rookie mark (8, Ricky Jackson) and tied for the league-lead among rookies (Raiders' Aaron Wallace) with 9 sacks (55 yards lost)...registered a pair of sacks and a forced fumble in his first NFL start, at Cincinnati 11/4...tallied four tackles and two sacks in win at Rams 12/9...also turned in a two-sack effort in key victory at San Francisco 12/23...came up with Saints only two sacks of the day in playoff game at Chicago 1/6...was an all-rookie selection by PFWA, UPI, College and Pro Football Newsweekly and Football Digest...contract runs through 1992 with an option.

COLLEGE: Set Mountaineers sack record with 22, including 20 over his last two seasons...was a first team all-ECAC choice as a senior when he tallied 60 tackles, eight sacks and 19 tackles for loss...was an All-America honorable mention choice as a junior when he recorded a team-high 12 sacks, the second-highest figure in school history...registered a pair of sacks in the Senior Bowl where he was named the game's defensive MVP...holds degree with a major in communications and a minor in computer science.

PERSONAL: Was an all-scholastic and all-conference performer at receiver and linebacker at Charlotte Amalie High School in hometown of St. Thomas, Virgin Islands...also lettered in basketball and track...hobbies include exotic salt water



fish...spends time during offseason working with Boys Town of New Orleans...also has plans to create college scholarship for underprivileged student in The Virgin Islands...married (Thea)...spent offseason in New Orleans...full name is Renaldo Antonio Turnbull.

GAMES STARTED/PLAYED: (1990, 6/16). Totals 6/16.

Year	TACKLES			SACKS	
	Tkl	Asst	Tot.	No.	Yards Lost
1990	26	5	31	9	55

Additional Stats: Fumbles Recovered: 1990, 1. Forced Fumbles: 1990, 1. Passes Defensed: 1990, 1.



88 FLOYD TURNER

Wide Receiver Year With Saints: 3 Year in NFL: 3
Ht: 5-11 Wt: 188 College: Northwestern Louisiana
Born: May 29, 1966 at Shreveport, Louisiana
Joined Saints: Draft Choice No. 6, 1989

PRO: Selected in the sixth-round (159th player overall) in the 1989 draft. After two seasons Floyd has made his mark as a vital member of the Saints' wide receiver corps. Possesses good hands, and fine speed and leaping ability, has a 33-inch vertical jump, has exhibited flashes as a big play receiver. **1990** — Continued to progress in second season as he saw increased playing time...played primarily in three and single wide receiver sets...finished third on club with 21 receptions for 396 yards...18.9-yard average led team, four touchdowns receiving were second behind Eric Martin's five...grabbed a season-high three passes for 58 yards, including a 45-yarder for a TD from Steve Walsh, Walsh's first touchdown pass as a Saint...hauled in a career-long 68-yarder for a score from John Fourcade at Atlanta 10/7...accounted for Saints first score in big win against Rams 12/31, with a 26-yard TD reception. **1989** — Was having a steady rookie season until a fractured forearm on the first play from scrimmage at Detroit, 12/3, forced him on injured reserve for the remainder of the campaign...with the exception of the Lions game, caught a pass in all but one game (at New England, 11/12)...fifth on club, eighth among NFL rookies with 22 receptions for 279 yards and a TD...had three games with three catches, including three for 73 yards and a 54-yard TD grab at Rams, 10/22...had five more games with a pair of receptions...started only game at Green Bay, 9/17, in place of an injured Eric Martin...utilized primarily as the Saints' third wide out in four wide receiver sets...contract expired in 1990, subject to developments.

COLLEGE: A four-year starter, Floyd finished career as the Demons alltime reception leader with 98 catches for 1,725 yards (17.6) and 9 TDs, breaking the old record previously held by the Giants' Odessa Turner (no relation)...a 1-AA All-America selection as a senior when he hauled in 37 passes for 680 yards and 4 scores...played in Blue-Gray Classic...demonstrated toughness as a freshman, was hit by a train on August 7, but was back on the practice field August 19 to claim a starting spot...earned degree in business administration.



PERSONAL: Lettered in football, basketball and baseball at Mansfield (La.) High School...all-district and honorable mention all-state receiver as a senior...married this past offseason (Veronica)...spent offseason in Baton Rouge.

GAMES STARTED/PLAYED: (1989, 1/13); (1990, 0/16). Totals 1/29.

Year	No.	RECEIVING			LG	TD
		Yds.	Avg.			
1989	22	279	54t		12.6	1
1990	21	396	68t		18.8	4
Totals	43	675	68t		15.7	5

Additional Stats: Rushing: 1989, 2-8 yards. Fumbles: 1989, 1.



4 STEVE WALSH

Quarterback Year With Saints: 2 Year in NFL: 3
Ht: 6-2 Wt: 200 College: Miami (Fla.)
Born: December 1, 1966 at St. Paul, Minnesota
Joined Saints: Trade (Dallas), 1990

PRO: Originally the first pick in the 1989 supplemental draft by Dallas. Acquired by the Saints from the Cowboys September 25, 1990 for New Orleans' #1 and #3 draft choices in 1991, and a conditional #2 in 1992. **1990** — Played in one game with Dallas before arriving in New Orleans, completed 4 of 9 passes for 40 yards...with Saints, hit on 175 of 327 passes for 1,970 yards, 12 touchdowns and 13 interceptions...relieved John Fourcade vs. Cleveland, 10/14, in first action as a Saint, and made good on 15 of 26 for 243 yards and a career-high 3 TDs in Saints' win...hooked up with Floyd Turner for a 45-yard score, and Eric Martin for a 58-yard completion, both career-longs...in first start as a Saint (at Houston 10/21), completed 22 of 39 for a season-high 292 yards and a touchdown...70.4% completion mark (19 of 27) vs. Detroit, 10/28, marked a career-best, and his 23 completions (38 atts.) at Washington, 11/18, tied a career-high. **1989** — Played in eight games, started five for an injured Troy Aikman at Dallas...completed 110 of 219 passes for 1,371 yards, 5 touchdowns and 9 interceptions...was the starter in the Cowboys' only victory of 1989, a 13-3 decision at Washington, 11/5...connected on 10 of 30 passes for 142 yards in the win...turned in best performance vs. San Francisco, 10/15, when he hit on 23 of 36 for 294 yards and a touchdown...tied a Dallas record with 49 pass attempts vs. Phoenix, 10/29...threw first pro TD, a 27-yarder to Herschel Walker, vs. Giants, 10/1...contract runs through 1992 with no option.

COLLEGE: A two-year starter for the Hurricanes (1987-88), Steve led Miami to a 12-0 record and a national championship in 1987...in those two seasons, Miami posted a 23-1 mark...in his career, Walsh completed 410 of 690 passes for 5,369 yards and 48 touchdowns...named first team All-America in 1988 by AP, ESPN and the Football Writers Association...earned degree in finance.



PERSONAL: Played football and basketball at Cretin High School in hometown of St. Paul, Minnesota...was a USA TODAY prep Academic All-America, and the Minneapolis-St. Paul Metro football player of the year in 1984...single...split time between St. Paul and Kenner during offseason.

GAMES STARTED/PLAYED: (1989, 5/8); (1990, 11/13). Totals 16/21. Totals with Saints 11/12.

Year	PASSING						RUSHING			
	Att.	Comp.	Yds.	Int.	LG	TD	No.	Yds.	LG	TD
1989	219	110	1371	9	46	5	6	16	14	0
1990	336	179	2010	13	58	12	20	25	18	0
Totals	555	289	3381	22	58	17	26	41	18	0

Additional Stats: Sacked: 1989, 11-84 yards; 1990, 10-76 yards. Fumbles: 1989, 3; 1990, 5.

STEVE WALSH 1990

PASSING								
Opponent	Att.	Comp.	Yds.	Sk.	Yds.	Int.	LG	TD
San Diego (Dallas)	Did not play							
Giants (Dallas)	9	4	40	0	0	0	20	0
Washington (Dallas)	Did not play							
@Atlanta	Did not play							
Cleveland	26	15	243	0	0	1	58	3
@Houston	39	22	292	4	33	1	31t	1
Detroit	27	19	120	2	11	3	19	1
@Cincinnati	17	8	101	0	0	0	29	0
Tampa Bay	13	7	84	0	0	1	26t	1
@Washington	38	23	274	0	0	2	25	2
Atlanta	37	22	181	1	8	1	20	1
@Dallas	27	18	177	1	7	0	22	0
@Rams	26	13	117	1	7	2	22	1
Pittsburgh	26	8	95	0	0	0	20	0
@San Francisco	25	9	112	1	10	2	19	1
Rams	26	11	174	0	0	0	34	1
Totals	336	179	2010	10	76	13	58	12

SAINTS PRESEASON TELEVISION

WWL-TV (4) in New Orleans is the Saints' preseason television station. They carry the four preseason telecasts this season. Road games at Indianapolis (August 17, 7:30 p.m. CDT) and Miami (August 24, 7 p.m. CDT) can be seen live. Home games vs. Minnesota (August 3, 7 p.m.) and Green Bay (August 10, 7 p.m.) will be shown live provided the games are sold out prior to the 72-hour blackout deadline. If not sold out in time, they are shown on a delayed basis the following day.



94 JIM WILKS

Nose Tackle/Def. End Year With Saints: 11 Year in NFL: 11
Ht: 6-5 Wt: 275 College: San Diego State
Born: March 12, 1958 at Los Angeles, California
Joined Saints: Draft Choice No. 12, 1981

PRO: Played first eight seasons at defensive end before making the switch to nose tackle for 1989 season. 43 career sacks (312 yards) is tied for third on the club's all-time list while his 147 games played tied for fourth with Rickey Jackson. Has missed only two games in his career due to an injury (at Chicago 9/19/82, at San Francisco (12/23/90), and only one in the last eight years. **1990** — Started 15 games, 1-2 and 13-14 at nose tackle, 3-12 at right end and the final contests at left end... was inactive at San Francisco 12/23 with a sprained ankle suffered previous week against Pittsburgh... played sparingly final week vs. Rams because of the injury... finished fourth on team with 5.5 sacks for 38 yards lost, including two vs. Tampa Bay 11/11... was first among defensive linemen with 34 tackles (29 solo)... continued to serve on field goal defense team, blocked a 37-yard Al Del Greco field goal attempt vs. Phoenix 9/23, the fourth block of his career. **1989** — Continued to serve as one of the Saints' most steady defensive linemen despite playing nose tackle spot on a full-time basis for first time... started 15 contests, final game of season at end as Saints began with only two linemen... did not start at Detroit, 12/3 as Saints started with two linemen... second among linemen with four sacks for 24 yards lost and 41 tackles (39 solo)... also knocked down two passes, forced two fumbles and blocked a Mike Lansford 22-yard field goal attempt vs. Rams, 11/26... had a season-high four solo tackles on three occasions (at Tampa Bay 9/24, at New England 11/12, vs. Rams 11/26). **1988** — Continued to establish himself as one of most consistent members of Saints' defensive line, started all 16 games, only Saints' DL to do so... started first 14 contests at right end, final two at nose tackle in place of an injured Tony Elliott... sixth time he had started all regular games... finished season with 3.5 sacks for 25 yards lost and 57 tackles (36 solo), both highs for Saints' DL... credited with 1.5 sacks vs. Tampa Bay, 9/25. **1987** — Turned in another solid season... had 5.5 sacks for 34 yards lost... made 30 tackles, 20 solo hits... recovered one fumble, returned it 10 yards at Cincinnati 12/20... had best game vs. Giants 11/22, registered 2.5 sacks for 20 yards lost in big Saints win. **1986** — Played in every game, started 15... teamed with Johnnie Poe to block a 33-yard Ray Wersching FG attempt vs. San Francisco, 11/2... had 52 total tackles (39 solo), one sack... missed start (vs. Atlanta, 9/7) was his first since 1982 (55 games)... lone sack of season came vs. Patriots 11/30. **1985** — Started all 16 games for third straight year... played some at nose tackle once again... tallied 2.5 sacks for 14 yards lost, including 1.5 in a 23-21 win over Philadelphia, 10/6. **1984** — Turned in second best sack year of his career with 7.5 for 60 yards lost... had big game at Atlanta 11/11 when he had 2.5 sacks for 22 yards lost in Saints win... blocked a 42-yard Ray Wersching FG attempt at San Francisco 9/16... made a career-best 10 tackles (6 solo) vs. Atlanta, 9/2 and vs. Green Bay, 11/4 (5 solo)... saw some action at nose tackle. **1983** — Experienced best sack year of his career when he had eight for 60 yards lost... sacked Eagle QBs 3.5 times for 22 yards lost at Philadelphia 12/11... tallied 9 tackles (6 solo) and 2 sacks for 18 yards lost in 34-31 overtime win vs. Chicago, 9/18. **1982** —



Started eight of nine contests, totaled 22 tackles, 17 solo, with two sacks for 10 yards lost, defended a pass, forced a fumble... inactive at Chicago, 9/19 with a knee injury... made 7 tackles (5 solo) vs. Tampa Bay, 12/5. **1981** — Played in all 16 games during rookie campaign... made 32 tackles, 24 solo, with 3.5 sacks for 38 yards lost... recorded two sacks for 22 yards lost at St. Louis 12/6, registered 1.5 for 16 yards lost at Rams, 11/8... also recovered a pair of fumbles and defended a career-high three passes on the season... contract signed during 1991 offseason runs through 1992 with no option.


COLLEGE: Team captain and honorable mention all-Western Athletic Conference selection in 1980... had solid season in 1980 after rash of injuries kept him out of 1979 regular lineup... transferred to San Diego State after being named junior college All-America at Pasadena Community College in 1977... majored in business.

PERSONAL: Attended Pasadena (California) High School... high school All-America selection in football... one of eleven children... married (Andrea) with son (Jeremy 6/16/85) and daughters (Jahaan 3/6/88 and Jillian Rae 3/31/91)... full name is Jimmy Ray Wilks... lives in Altadena, California in offseason.

GAMES STARTED/PLAYED: (1981, 0/16); (1982, 8/8); (1983, 16/16); (1984, 16/16); (1985, 16/16); (1986, 15/16); (1987, 12/12); (1988, 16/16); (1989, 15/16); (1990, 15/15). Totals 129/147.

Year	TACKLES			SACKS	
	Tkl	Asst	Tot.	No.	Yards Lost
1981	24	8	32	3.5	38
1982	22	5	27	2	10
1983	47	16	63	8	60
1984	47	24	71	7.5	60
1985	41	13	54	2.5	14
1986	39	13	52	1	9
1987	20	10	30	5.5	34
1988	36	21	57	3.5	25
1989	39	2	41	4	24
1990	29	5	34	5.5	38
Totals	344	117	461	43	312

Additional Stats: Fumbles Recovered: 1981, 2; 1983, 1; 1984, 1; 1986, 1; 1987, 1-10 yards; 1988, 1. Forced Fumbles: 1981, 1; 1982, 1; 1986, 1; 1988, 2; 1989, 2. Passes Defended: 1981, 3; 1982, 1; 1984, 2; 1985, 1; 1988, 2; 1989, 2; 1990, 1. Blocked Kicks: 1984, 1 FG; 1986, 1 FG; 1989, 1 FG; 1990, 1 FG.



90 JAMES WILLIAMS

Linebacker Year With Saints: 2 Year in NFL: 2
Ht: 6-0 Wt: 230 College: Mississippi State
Born: October 10, 1968 at Natchez, Mississippi
Joined Saints: Draft Choice No. 6b, 1990

PRO: The second of three linebackers selected by the Saints in the 1990 draft. The second pick in the sixth round (158th player overall), with a choice obtained from Minnesota through Dallas and the Raiders. **1990** — Playing time came strictly as a member of special teams unit, where he accounted for one tackle...inactive for games 11-12 with a sprained ankle sustained at Washington 11/18...contract runs through 1991 with an option.

COLLEGE: Finished career as the Bulldogs alltime leading tackler with 448...registered 157 stops as a senior, and 163 junior year when he was an honorable mention All-America pick by The Sporting News and AP...earned a spot at starting inside linebacker as a sophomore...majored in fitness management.

PERSONAL: Was an All-South State, Mississippi All-Star and all-district performer as a senior at North Natchez (Miss.) High School...single...spent offseason in New Orleans taking part in offseason conditioning work.

GAMES STARTED/PLAYED: (1990, 0/14).

NICKNAMES

GENE ATKINS	"Mean"
RICHARD COOPER	"Coop"
JIM DOMBROWSKI	"Dombro"
ROBERT GOFF	"Pig"
KEVIN HAVERDINK	"Dink"
CRAIG HEYWARD	"Ironhead"
JOEL HILGENBERG	"Hilgy"
LONZELL HILL	"Moe"
DALTON HILLIARD	"Lucky Dog"
RICKEY JACKSON	"City Champ"
VAUGHAN JOHNSON	"Meat"
LES MILLER	"Big Country"
BRETT PERRIMAN	"Superman"
GREG SCALES	"Big Tight"
MICHAEL SIMMONS	"Pretty"
ERNEST SPEARS	"Prince"



92 DE MOND WINSTON

Linebacker Year With Saints: 2 Year in NFL: 2
Ht: 6-2 Wt: 239 College: Vanderbilt
Born: September 14, 1968 at Birmingham, Alabama
Joined Saints: Draft Choice No. 4, 1990

PRO: The first of three linebackers selected by the Saints in the 1990 draft, taken in the fourth round (98th player overall). **1990** — Saw most of playing time on special teams unit where he tied for seventh on club with four stops, including a pair at Cincinnati 11/4...only playing time on defense came on one series vs. Rams 12/31, for an injured Sam Mills...is in the option year of his contract.

COLLEGE: Began college career as a defensive end before being moved to inside linebacker for junior season...an all-SEC pick as a senior when he led the Commodores with 169 tackles and five sacks...an honorable mention AP All-America as a junior with 122 tackles, and a second team Academic All-America as a sophomore with 76 tackles and four sacks...played in Blue-Gray game...earned degree in electrical engineering.

PERSONAL: Was a first team all-state choice as a senior at Lansing (Mich.) Catholic Central High School...lettered one year in wrestling, two in football and four in track...was an honor roll student for four years and a member of the National Honor Society...single...spent offseason in New Orleans area.

GAMES STARTED/PLAYED: (1990, 0/16).

SAINTS PLAY ON ALL FIVE TELEVISION NETWORKS IN 1991

The Saints will in 1991 for the first time appear on five television networks. NBC-TV will open the regular season September 1 in the Superdome as the Saints and Seahawks play. The following week, New Orleans will travel to Kansas City, where CBS will televise the first of 12 Saints games this year. Week three will see the Superdome alive on Sunday night September 15 as the Saints play the Rams on TNT's first appearance in New Orleans. Atlanta will come to the Superdome November 24 in a Sunday night game televised by ESPN. And ABC-TV will televise the Saints-Raiders game from the Superdome December 16.



1991 Saints Rookies (Draft Choices)



CARROLL



JONES

2 - WESLEY CARROLL, Wide Receiver, 6-0 183 Miami (Fla.)

The 42nd player and fifth wide receiver selected in the draft... the highest slot the Saints have taken a wide receiver since they made Lindsay Scott the 13th pick in the 1982 draft... one of the Hurricanes top receivers the past two seasons after transferring from Northwest Mississippi Junior College, following in the footsteps of DT Cortez Kennedy, Seattle's first-round choice in 1990... 61 receptions for 952 yards, (6 touchdowns) in 1990, were both second on the school's single season list behind Willie Smith's 66 receptions in 1984 and Eddie Brown's 1,114 yards in 1984... caught 11 passes for for 208 yards and a touchdown against California as a senior, the second-best output ever by a Hurricane receiver... gained over 100 yards receiving in three contests, and hauled in a season-long 73-yarder for a score against Iowa... caught eight more passes for 135 yards and two touchdowns in Miami's 46-3 triumph over Texas in the Cotton Bowl... also returned 10 punts for a 10.3-yard average... in his first season at Miami, finished second on the club with 53 receptions for 770 yards and five touchdowns, while putting together four 100-yard receiving days, one shy of the school's single season record set by Eddie Brown in 1984... split time as a returner, bringing back 32 punts for 381 yards (11.9), the fourth-best total in school history... caught a career-long 88-yard touchdown pass from Gino Torretta against Cincinnati as a junior, tying the longest reception in school history... prior to Miami career, was an All-America, All-State and All-Region 23 selection at Northwest Mississippi Junior College in Senatobia, where he helped his team to an 8-3 mark in 1988 with 38 catches for 790 yards and seven touchdowns, and 33 kickoff returns for a 20.4-yard norm... received degree in communications/ broadcasting in May... was an all-conference and all-district selection at John Hay High School in Cleveland, Ohio... born September 6, 1967 in Cleveland.

RECEIVING

Year	Rec.	Yards	Avg.	LG	TD
1988*	38	790	20.8	67	7
1989	53	770	14.5	88t	5
1990	61	952	15.6	73	6
Totals	152	2512	16.5	88t	18

*Junior College Statistics



McAFEE



HAYNES

5 - REGGIE JONES, Cornerback, 6-1 202 Memphis State

The 126th pick in the draft, Jones began his collegiate career at Arkansas where he played sparingly at running back during his freshman season of 1987... carried the ball just five times for eight yards, and caught one pass for 20 yards, before transferring to Memphis St. where he started at cornerback his first year there... Reggie, who possesses 4.5 speed in the 40-yard dash, finished second among the Tiger defensive backs in 1990 with 62 tackles, and was an all-Southern Independent selection, and an AP honorable mention All-America... also picked off three passes, knocked away eight more, and recovered a fumble... recorded 55 tackles, a fumble recovery, and led the team with 10 pass deflections as a junior, when he also intercepted three passes and returned 28 kickoffs for 622 yards (22.2), second on the school's season list... played in Senior Bowl... also performed in track and majored in sociology at MSU... was a two-time all-state, all-county and all-conference choice at West Memphis (Arkansas) High School, where he was a three-year starter at running back and defensive back... was an all-state performer in track as well... born January 11, 1969 in Memphis.

6 - FRED MC AFEE, Running Back, 5-10 193 Mississippi College

Taken with the 154th selection overall... concluded his collegiate career as the school and Gulf South Conference career leader with 4,320 yards rushing (789 carries)... as a senior, set three school records with 248 carries for 1,583 yards and 17 touchdowns, was an all-Gulf South Conference pick and set or tied seven GSC records... was also one of three finalists for the Harlon Hill Trophy, awarded to the best player in Division II... scampered for a season-best 182 yards in first-round Division II playoff action, and scored on a career-long 72-yard run as part of a 178 yard performance as a senior against Jacksonville State... caught 11 passes for 144 yards and returned 18 kickoffs for a 25.9-yard norm as a senior... picked up 1,189 yards rushing and 10 touchdowns, and returned 16 kickoffs for a 26.8-yard average, on his way to being named first team all-conference as a junior... was a first team all-Gulf South Conference pick as a sophomore and the 1987 GSC "Freshman Player of the Year"... also lettered twice on the Choctaw track team as a sprinter... majored in busi-

**WAINRIGHT**

ness... was an all-district selection in football, track and basketball at Philadelphia (Miss.) High School... born June 20, 1968 in Philadelphia, Mississippi.

RUSHING						KICKOFF RETURNS				
Year	Att.	Yds.	Avg.	LG	TD	No.	Yds.	Avg.	LG	TD
1987	118	777	6.6	61	9	N/A				
1988	191	771	4.0	41	1	11	168	15.3	26	0
1989	232	1189	5.1	41	10	16	428	26.8	53	0
1990	248	1583	6.4	72t	17	18	466	25.9	54	0
Totals	789	4320	5.5	72t	37	45	1062	23.6	54	0

7 - HAYWARD HAYNES, Guard, 6-2 280 Florida State

Drafted in the 182nd position overall... has been timed at 4.78 in the 40-yard dash... played in 38 of 44 regular season contests for the Seminoles... spent a majority of the time at left guard in 1990, when he was slowed by a broken thumb... started every game at left guard in his junior season, when he was a first team all-Southern Independent choice... also ramblled for a 21-yard gain on a "fumble-rooskie" that year against Clemson... participated in every game as a sophomore, and received the starting nod at left guard in the Sugar Bowl contest against Auburn... was hampered for most of his freshman season by an ankle sprain, and played in only six games... a criminology major... led Bartow (Fla.) High School to the Class 3A state title his senior year, and was a Florida Super 24 Team selection... born June 29, 1967 in Bartow, Florida.

8 - FRANK WAINRIGHT, Tight End, 6-3 236 Northern Colorado

The 210th player chosen overall... began his collegiate career as a defensive back, but was switched to tight end where he was a first team all-North Central Conference choice his junior and senior seasons... started every game as a senior when he led the Bears with a career-high 31 receptions for 386 yards and three touchdowns... doubled as a kick returner, brought back 13 kickoffs for a 23.4-yard average... opened nine games his junior season, and finished second on the squad with 21 catch-

**WALLACE****ROSS**

es for 228 yards... caught 27 passes as a sophomore (318 yards), five of which went for touchdowns... majored in business... was a two-time all-city and all-conference choice during his two-year career at Pomona High School in Arvada, Colorado... also lettered in basketball and baseball in his high school career, which began in Peoria, Illinois... born October 10, 1967 in Peoria, Illinois.

RECEIVING					
Year	Rec.	Yards	Avg.	LG	TD
1987	7	49	7.0	14	1
1988	27	318	11.8	35	5
1989	21	228	10.9	26	0
1990	31	386	12.5	51	3
Totals	86	981	11.4	51	9

9 - ANTHONY WALLACE, Running Back, 6-0 191 California

The Saints sixth selection, the 237th choice overall in the draft... has been timed at 4.47 in the 40-yard dash... was the third-leading rusher in the PAC-10 his senior year, with 1,002 yards and five touchdowns on 220 carries... became only the fourth player in Cal history to rush for over 1,000 yards, and was part of the first tandem in Golden Bear history to each run for 1,000 yards... amassed a career-best 150 yards rushing on 24 attempts against Washington State as a senior, and ran for a career-long touchdown from 63 yards out against Oregon, the longest run from scrimmage by a Cal player in two years... led the Golden Bears in rushing in his first season in Berkeley, tallying 560 yards on 150 attempts... a general studies major... played two seasons at Pasadena (Calif.) Community College, where he was an all-state honorable mention choice as a sophomore... performed at tailback and wide receiver at Altadena (Calif.) High School... born July 8, 1969 in Glendale, California.

**DRABCZAK**



Year	RUSHING					RECEIVING			
	Att.	Yds.	Avg.	LG	TD	No.	Yds.	LG	TD
1989	150	560	3.7	35	2	12	85	17	0
1990	220	1002	4.6	63t	5	10	64	18	0
Totals	370	1562	4.2	63t	7	22	149	18	0

11 - SCOTT ROSS, Linebacker, 6-1 235 USC

The 293rd player taken in the draft... was a three-year starter at strong-side inside linebacker for the Trojans, an all-PAC 10 Conference first team choice the past three seasons, and a teammate of Saints safety Ernest Spears from 1987-89... one of ten semifinalists for the Dick Butkus Award in 1990, when he was named USC's Defensive Player of the Year, MVP and Most Inspirational Player on the strength of his 81 tackles (5 for loss), two interceptions and two sacks... started 10 of 11 contests in 1989 and tallied 98 stops (5 for loss), a sack and an interception... best year came as a sophomore when he led the Trojans with 137 tackles (12 for loss) and was an honorable mention All-America selection by AP and The Sporting News... broke into the starting lineup at inside linebacker for the final five contests of 1987, and registered 66 tackles (3 for loss)... played in the East-West Shrine Game and the Hula Bowl... majored in business... was an all-state, all-CIF Southern Conference, South Coast League Defensive Player of the Year, all-Orange County first team and USA Today All-USA honorable mention choice at El Toro (Calif.) High School... born December 7, 1968 in El Toro, California.

12 - MARK DRABCZAK, Guard, 6-2 280 Minnesota

Selected in the 321st slot in the draft... was the Golden Gophers starting left guard the past two seasons, but missed the final four contests of 1990 with an ankle injury... started every game his junior year when Minnesota averaged 180 yards rushing an outing... although originally recruited to play defensive line, he initially broke into the starting lineup at left tackle late in his sophomore season... a general studies major... was an all-state and Minneapolis City Conference MVP as a two-way lineman his senior year at Edison High School in Minneapolis, where he also lettered in basketball... born September 13, 1967 in Minneapolis.

PRONUNCIATION GUIDE

Toi Cook.....TOY
 Jim Dombrowskidum BROW skee
 Mark DrabczakDRAB zak
 Gill Fenerty.....FEN ur tee
 Brian Forde.....FORD
 Kevin HaverdinkHAVE ur dink

Bobby Hebert A bear
 Joel HilgenbergHILL gun burg
 Brett Maxie.....MAX ee
 Joel SmeengeSMENG ee
 Steve Trapilo.....tru PILL oh



HOW THE SAINTS ARE BUILT

Year	Draft (36)	Trade (2)	Free Agents (14)
1980 1-15	Stan Brock T (1)		
1981 4-12	Rickey Jackson LB (2b) Hoby Brenner TE (3b) Jim Wilks NT (12)		
1982 4-5	Morten Andersen K (4)		
1983 8-8	John Tice TE (3a)		
1984 7-9	Joel Hilgenberg C (4)		
1985 5-11	Eric Martin WR (7)		Bobby Hebert OB Brett Maxie SS
1986 7-9	Jim Dombrowski T (1) Dalton Hilliard RB (2) Vaughan Johnson LB (1 Supp., '84) Rueben Mayes RB (3a) Pat Swilling LB (3b) Gill Fenerty RB (7)		Buford Jordan FB Sam Mills LB
1987 12-3	Lonzell Hill WR (2) Steve Trapilo G (4) Milton Mack DB (5) Gene Atkins DB (7) Toi Cook CB (8)		John Fourcade QB
1988 10-6	Craig Heyward FB (1) Brett Perriman WR (2) Greg Scales TE (5a) Brian Forde LB (7)		
1989 9-7	Wayne Martin DE (1) Robert Massey CB (2) Kevin Haverdink T (5) Floyd Turner WR (6) Calvin Nicholson CB (11)		Tommy Barnhardt P Richard Cooper T Bobby Morse FB Michael Simmons DE Bennie Thompson SS
1990 8-8	Renaldo Turnbull DE (1) Vince Buck CB (2) Joel Smeenge DE (3) DeMond Winston LB (4) Mike Buck QB (6a) James Williams LB (6b) Ernest Spears S (10b) Chris Port G (12)	Robert Goff NT (from Tampa Bay) Steve Walsh QB (from Dallas)	Gerald Alphin WR
1991			Quinn Early WR Tim Manoa FB Les Miller DE



SAINTS 1991 VETERAN ROSTER

No.	Name	Pos	Ht	Wt	NFL Exp	Birth date	College	How Acq.
86	Alphin, Gerald	WR	6-3	215	2	5/21/64	Kansas State	FA - 90
7	Andersen, Morten	K	6-2	221	10	8/19/60	Michigan State	D4 - 82
28	Atkins, Gene	FS	6-1	200	5	11/22/64	Florida A&M	D7 - 87
6	Barnhardt, Tommy	P	6-2	207	5	6/11/63	North Carolina	FA - 89
85	Brenner, Hoby	TE	6-5	245	11	6/2/59	USC	D3b-81
67	Brock, Stan	T	6-6	278	12	6/8/58	Colorado	D1 - 80
16	Buck, Mike	QB	6-3	227	2	4/22/67	Maine	D6a-90
26	Buck, Vince	CB	6-0	198	2	1/12/68	Central St. (Ohio)	D2 - 90
41	Cook, Toi	CB	5-11	188	5	12/3/64	Stanford	D8 - 87
71	Cooper, Richard	T	6-5	290	2	11/1/64	Tennessee	FA - 89
72	Dombrowski, Jim	G/T	6-5	298	6	10/19/63	Virginia	D1 - 86
89	Early, Quinn	WR	6-0	188	4	4/15/65	Iowa	PB - 91(SD)
22	Fenerty, Gill	RB	6-0	205	2	8/24/63	Holy Cross	D7 - 86
52	Forde, Brian	LB	6-3	235	4	11/1/63	Washington State	D7 - 88
11	Fourcade, John	QB	6-1	215	5	10/11/60	Mississippi	FA - 87
91	Goff, Robert	NT	6-3	270	4	10/2/65	Auburn	Tr - 90
74	Haverdink, Kevin	T	6-5	285	3	10/20/65	Western Michigan	D5 - 89
3	Hebert, Bobby	QB	6-4	215	6	8/19/60	Northwestern La.	FA - 85
34	Heyward, Craig	FB	5-11	260	4	9/26/66	Pittsburgh	D1 - 88
61	Hilgenberg, Joel	C/G	6-2	252	8	7/10/62	Iowa	D4 - 84
87	Hill, Lonzell	WR	5-11	189	5	9/25/65	Washington	D2 - 87
21	Hilliard, Dalton	RB	5-8	204	6	1/21/64	LSU	D2 - 86
57	Jackson, Rickey	LB	6-2	243	11	3/20/58	Pittsburgh	D2 - 81
53	Johnson, Vaughan	LB	6-3	235	6	3/24/62	N.C. State	D1Sup - 84
23	Jordan, Buford	FB	6-0	223	6	6/26/62	McNeese State	FA - 90
24	Mack, Milton	CB	5-11	182	5	9/20/63	Alcorn St.	D5 - 87
42	Manoa, Tim	FB	6-1	245	4	9/9/64	Penn St.	PB - 91(Clev)
84	Martin, Eric	WR	6-1	207	7	11/8/61	LSU	D7 - 85
93	Martin, Wayne	DE	6-5	275	3	10/26/65	Arkansas	D1 - 89
40	Massey, Robert	CB	5-10	182	3	2/17/67	N.C. Central	D2 - 89
39	Maxie, Brett	SS	6-2	194	7	1/13/62	Texas Southern	FA - 85
36	Mayes, Rueben	RB	5-11	200	5	6/6/63	Washington State	D3a-86
69	Miller, Les	DE	6-7	285	5	3/1/65	Ft. Hays St. (Kan.)	PB - 91(SD)
51	Mills, Sam	LB	5-9	225	6	6/3/59	Montclair State	FA - 86
35	Morse, Bobby	FB	5-10	213	4	10/3/65	Michigan St.	FA - 89
80	Perriman, Brett	WR	5-9	180	4	10/10/65	Miami (Fla.)	D2 - 88
83	Scales, Greg	TE	6-4	253	4	5/9/66	Wake Forest	D5a-88
96	Simmons, Michael	DE	6-4	269	2	11/14/65	Mississippi State	FA - 89
99	Smeenge, Joel	DE	6-5	250	2	4/1/68	Western Michigan	D3 - 90
33	Spears, Ernest	FS	5-11	192	2	11/6/67	USC	D10b-90
56	Swilling, Pat	LB	6-3	242	6	10/25/64	Georgia Tech	D3b-86
37	Thompson, Bennie	SS	6-0	200	2	2/10/63	Grambling State	FA - 89
82	Tice, John	TE	6-5	249	9	6/22/60	Maryland	D3a-83
65	Trapilo, Steve	G	6-5	281	5	9/20/64	Boston College	D4 - 87
97	Turnbull, Renaldo	DE	6-4	255	2	1/5/66	West Virginia	D1 - 90
88	Turner, Floyd	WR	5-11	188	3	5/29/66	Northwestern La.	D6 - 89
4	Walsh, Steve	QB	6-2	200	3	12/1/66	Miami (Fla.)	Tr - 90
94	Wilks, Jim	NT	6-5	275	11	3/12/58	San Diego State	D12-81
90	Williams, James	LB	6-0	230	2	10/10/68	Mississippi St.	D6b-90
92	Winston, DeMond	LB	6-2	239	2	9/14/68	Vanderbilt	D4 - 90




NEW ORLEANS SAINTS 1991 FIRST-YEAR ROSTER

No.	Name	Pos	Ht	Wt	NFL Exp	Birth date	College	How Acq.
45	Aeilts, Rick	TE	6-4	245	1	12/13/65	SE Missouri St.	FA - 91
59	Brockman, Lonnie	LB	6-3	230	1	3/14/68	West Virginia	FA - 91
54	Callahan, Craig	LB	6-1	227	R	5/25/69	Holy Cross	FA - 91
18	Carroll, Wesley	WR	6-0	183	R	9/6/67	Miami (Fla.)	D2 - 91
98	Cole, Leon	NT	6-4	285	1	11/8/65	Texas A&M	FA - 91
77	Dodd, Robert	T	6-4	297	R	4/8/69	Portland St.	FA - 91
79	Drabczak, Mark	G	6-4	278	R	9/13/67	Minnesota	D12-91
66	Griffith, Brent	T	6-6	300	1	12/14/65	Minnesota-Duluth	PB - 91(Buff.)
50d	Hammond, Spencer	LB	6-1	223	R	8/6/67	Alabama	FA - 91
68	Haynes, Hayward	G	6-2	280	R	6/29/67	Florida St.	D7 - 91
27	Jones, Reggie	CB	6-1	202	R	1/11/69	Memphis St.	D5 - 91
78	Keim, Mike	T	6-7	285	R	11/12/65	Brigham Young	FA - 91
62	Leggett, Brad	C	6-4	270	1	1/16/66	USC	FA - 90
25	McAfee, Fred	RB	5-10	193	R	6/20/68	Mississippi Coll.	D6 - 91
15	Newman, Patrick	WR	5-11	189	1	9/10/68	Utah St.	PB - 91(Minn.)
38	Nicholson, Calvin	CB	5-9	183	1	7/9/67	Oregon St.	FA - 91
48	Pope, Bobby	CB	5-10	191	R	1/9/67	Western Oregon	FA - 91
70	Port, Chris	G	6-5	290	1	11/2/67	Duke	FA - 90
55	Ross, Scott	LB	6-1	235	R	12/7/68	USC	D11-91
63	Sign, Bobby	G/C	6-2	285	1	5/23/66	Baylor	FA - 91
58	Stant, Pat	LB	6-4	227	R	2/13/69	Tulane	FA - 91
75	Thornton, John	DE	6-3	303	R	6/28/69	Cincinnati	FA - 91
19	Tingelhoff, Pat	WR	5-10	192	R	1/1/68	Minnesota	FA - 91
64	Vines, Kenny	C/G	6-4	295	1	5/3/67	Central St. (Ohio)	FA - 91
46	Wainright, Frank	TE	6-3	236	R	10/10/67	Northern Colorado	D8 - 91
30	Wallace, Anthony	RB	6-0	191	R	7/8/69	California	D9 - 91
49	Ward, Lorenzo	S	6-3	212	R	4/26/67	Alabama	FA - 91
50	Wheeler, Todd	C	6-4	269	1	7/25/67	Georgia	FA - 89
20	Williams, Reggie	WR	6-1	194	1	2/8/66	Pittsburgh	FA - 91

NEW ORLEANS SAINTS NUMERICAL ROSTER

3	Bobby Hebert	QB	40	Robert Massey	CB	70	Chris Port	G
4	Steve Walsh	QB	41	Toi Cook	CB	71	Richard Cooper	T
6	Tommy Barnhardt	P	42	Tim Manoa	FB	72	Jim Dombrowski	T/G
7	Morten Andersen	K	43	Rick Aeilts	TE	74	Kevin Haverdink	T
11	John Fourcade	QB	46	Frank Wainright	TE	75	John Thornton	DE
15	Patrick Newman	WR	48	Bobby Pope	CB	77	Robert Dodd	T
16	Mike Buck	QB	49	Lorenzo Ward	S	78	Mike Keim	T
17	Kerry Simien	WR	50	Todd Wheeler	C	79	Mark Drabczak	G
18	Wesley Carroll	WR	50d	Spencer Hammond	LB	80	Brett Perriman	WR
19	Pat Tingelhoff	WR	51	Sam Mills	LB	82	John Tice	TE
20	Reggie Williams	WR	52	Brian Forde	LB	83	Greg Scales	TE
21	Dalton Hilliard	RB	53	Vaughan Johnson	LB	84	Eric Martin	WR
22	Gill Fenerty	RB	54	Craig Callahan	LB	85	Hoby Brenner	TE
23	Buford Jordan	FB	55	Scott Ross	LB	86	Gerald Alphin	WR
24	Milton Mack	CB	56	Pat Swilling	LB	87	Lonzell Hill	WR
25	Fred McAfee	RB	57	Rickey Jackson	LB	88	Floyd Turner	WR
26	Vince Buck	CB	58	Pat Stant	LB	89	Quinn Early	WR
27	Reggie Jones	CB	59	Lonnie Brockman	LB	90	James Williams	LB
28	Gene Atkins	S	61	Joel Hilgenberg	G/C	91	Robert Goff	NT
30	Anthony Wallace	RB	62	Brad Leggett	C	92	DeMond Winston	LB
33	Ernest Spears	S	63	Bobby Sign	G/C	93	Wayne Martin	DE
34	Craig Heyward	FB	64	Kenny Vines	G/C	94	Jim Wilks	DE/NT
35	Bobby Morse	FB	65	Steve Trapilo	T	96	Michael Simmons	DE
36	Rueben Mayes	RB	66	Brent Griffith	T	97	Renaldo Turnbull	DE
37	Bennie Thompson	S	67	Stan Brock	T	98	Leon Cole	NT
38	Calvin Nicholson	CB	68	Hayward Haynes	G	99	Joel Smeenge	DE
39	Brett Maxie	S	69	Les Miller	DE			



Fluids.
Minerals.
Energy.
Gatorade.
Nothing
works better.

Gatorade. For that deep down body thirst.

©1991 S-VC Gatorade® Thirst Quencher



OTHER SAINTS FOR 1991

RICK AEILTS, Tight End, Southeast Missouri State... 6-4, 225... originally drafted by Cleveland in the eighth round in 1989, was let go in camp ... went to camp with Green Bay and Philadelphia in 1990, released both times... signed with the Saints as a free agent in 1991... attended Champaign (Ill.) Central High School... born 12/13/65 at Champaign, Ill.

LONNIE BROCKMAN, Linebacker, West Virginia... 6-3, 230... the second of two ninth round draft choices (236th overall) by the Saints in 1990... started three games at outside linebacker for New Orleans during preseason, registered four tackles and a fumble recovery... started opposite Saints' DE Renaldo Turnbull as a senior at West Virginia when he recorded a career-high 64 tackles and five sacks... received degree in speech communications this past offseason... was an all-city linebacker at Alderdice High School in Pittsburgh... also lettered in basketball and track... single... born 3/14/68 at Pittsburgh, Pa.

CRAIG CALLAHAN, Linebacker, Holy Cross... 6-1, 227... attended Newark (Del.) High School... signed with the Saints as a free agent, 1991... single... born 5/25/69 at Newark, Delaware.

LEON COLE, Nose Tackle, Texas A&M... 6-4, 285... went to camp with the Giants in 1989 and Detroit in 1990, released both times... began collegiate career at Winston-Salem Salem State before transferring to Texas A&M for final two years... lettered in football and track at East Orange (N.J.) High School... signed with Saints as a free agent, 1991... single... born 11/8/65 at Newark, N.J.

ROBERT DODD, Tackle, Portland State... 6-4, 297... attended North Marion High School in Aurora, Oregon... signed with the Saints as a free agent in 1991... born 4/8/69 at Aurora, Oregon.

BRENT GRIFFITH, Tackle, Minnesota-Duluth... 6-6, 300... selected by Buffalo in the seventh round of the 1990 draft, spent the entire '90 season on injured reserve (back)... signed with the Saints as a Plan B free agent during offseason... started 32 straight games at Minnesota-Duluth... was an all-conference and all-state choice at OT and DT at Little Falls (Minn.) High School, where he also lettered twice in basketball... single... born 12/14/65 at Little Falls, Minnesota.

SPENCER HAMMOND, Linebacker, Alabama... 6-1, 223... attended West Rome High School in Rome, Georgia... signed with the Saints as a free agent, 1991... born 8/6/67 at Rome, Ga.



MIKE KEIM, Tackle, Brigham Young... 6-7, 285... attended Round Valley High School in Eagar, Arizona... signed with the Saints as a free agent, 1991... born 11/12/65 at Anaheim, California.

BRAD LEGGETT, Center, USC... 6-4, 270... selected by Denver in the eighth round of the 1990 draft, was released in camp... signed to the Saints practice squad 10/1... activated to 47-man roster for final two regular season games, did not see action... a two-year starter at center at USC, where he also played guard early on in his career... prepped at Fountain Valley (Calif.) High School... son of former Saints defensive lineman Earl Leggett (1967-68), now defensive line coach with the Raiders... single... born 1/16/66 at Vicksburg, Mississippi.

PATRICK NEWMAN, Wide Receiver, Utah State... 5-11, 189... signed by the Saints as a Plan B free agent from Minnesota during off-season... selected by the Vikings in the 10th round (249th pick overall) in the 1990 draft, spent the entire '90 season on injured reserve with an ankle injury... finished as Utah State's number two alltime receiver with 145 catches for 2,221 yards... was an all-state wide receiver and safety at Lincoln Senior High School in San Diego, Calif... single... born 9/10/68 at Memphis, Tennessee.

CALVIN NICHOLSON, Cornerback, Oregon State... 5-9, 183... selected by the Saints in the 11th round of the 1989 draft... spent the first 14 weeks of the '89 season on the developmental squad... activated to 47-man roster for final two regular season contests, was inactive vs. Philadelphia 12/18, made a tackle on special teams vs. Indianapolis 12/24... went to camp with Saints in 1990, was released in final cut, signed to practice roster 1/3/91... played with San Antonio of the World League this past spring... played one year at West Los Angeles College before transferring to OSU, started one season at cornerback for the Beavers... lettered in football and track at El Camino Real High School in Inglewood, California... nephew of former NBA star and head coach Paul Silas... single... born 7/9/67 at Los Angeles, Calif.

BOBBY POPE, Cornerback, Western Oregon... 5-10, 191... played at Chabot (Calif.) Junior College prior to attending Western Oregon... played exclusively at running back in college until final five games of senior season... attended St. Mary's High School in Oakland, California... signed with the Saints as a free agent in 1991... born 1/9/67 in Oakland.

CHRIS PORT, Guard, Duke... 6-5, 290... chosen by the Saints in the 12th round of the 1990 draft... released in final cut, signed to practice roster 10/1, where he spent the remainder of the '90 campaign... four-



year starter, who was an all-ACC pick as a junior and senior... earned degree in History... an all-State selection at Don Bosco Prep in Wanaque, New Jersey... married (Adrienne)... born 11/2/67 at Wanaque, N.J.

BOBBY SIGN, Center, Baylor... 6-2, 285... went to camp with Houston in 1989, was released, also spent time with Dallas in the Arena League in 1990... played with Barcelona of the World League this past spring... spent two years at Pittsburgh before transferring to Baylor for final two collegiate seasons... attended Lamar High School in Arlington, Texas... signed with Saints as a free agent, 1991... single... born 5/23/66 at West Palm Beach, Florida.

KERRY SIMIEN, Wide Receiver, Texas A&I... 5-10, 185... selected in the 12th round by Cleveland in the 1990 draft, was released in camp... caught five passes for 44 yards for the Browns during preseason... also returned one punt for 11 yards, and four kickoffs for a 15.3-yard average... signed to the Saints practice roster 10/1, where he spent the remainder of the '90 campaign... holds Texas A&I records with 109 punt returns for 1,082 yards and two touchdowns, and 59 kickoff returns for 1,300 yards and three scores... also caught 100 passes for 1,597 yards and 13 touchdowns in four years for the Javelinas... was a first team Lone Star Conference selection his last three seasons... lettered in football, baseball and track at Jesse H. Jones High School in Houston, Texas... single... full name is Kerry Michael Simien... born 12/14/66 at Houston.

PAT STANT, Linebacker, Tulane... 6-4, 227... attended Brother Martin High School in New Orleans... signed with the Saints as a free agent in 1991... single... born 2/13/69 at New Orleans, Louisiana.

JOHN THORNTON, Defensive End, Cincinnati... 6-3, 303... attended Beecher High School in Flint, Michigan... signed with Saints as a free agent, 1991... single... born 6/28/69 at Flint, Michigan.

PAT TINGELHOFF, Wide Receiver, Minnesota... 5-10, 192... attended St. Thomas Academy in Mendota, Heights, Minnesota... signed with the Saints as a free agent in 1991... son of former Vikings all-Pro center Mick Tingelhoff (1962-78)... single... born 1/1/68 at Prior Lake, Minn.

KENNY VINES, Guard/Center, Central State (Ohio)... 6-4, 285... was in camp with the Giants and Dallas in 1990, released... lettered in football, basketball and track at Pikesville High School in Baltimore, Maryland... signed with Saints as a free agent, 1991... single... born 5/3/67 at Baltimore, Md.



LORENZO WARD, Safety, Alabama... 6-3, 212... attended Greensboro (Ala.) West High School... signed with the Saints as a free agent in 1991... single... born 4/26/67 at Greensboro, Alabama.

REGGIE WILLIAMS, Wide Receiver, Pittsburgh... 6-1, 194... went to camp as a free agent with Indianapolis in 1990, spent the entire season on injured reserve (knee)... attended Beaver Falls (Pa.) High School... signed with the Saints as a free agent in 1991... born 2/8/66.

HEAD COACHES

1967-90

Year	W	L	T	Year	W	L	T
	Tom Fears				Dick Stanfel		
1967	3	11	0	1980	1	3	0
1968	4	9	1				
1969	5	9	0		O.A. (Bum) Phillips		
1970	1	5	1	1981	4	12	0
Totals	13	34	2	1982	4	5	0
				1983	8	8	0
1970	J.D. Roberts			1984	7	9	0
1971	1	6	0	1985	4	8	0
1972	4	8	2	Totals	27	42	0
1972	2	11	1				
Totals	7	25	3		Wade Phillips		
				1985	1	3	0
1973	John North						
1974	5	9	0		Jim Mora		
1975	5	9	0	1986	7	9	0
1975	1	5	0	1987	12	3	0
Totals	11	23	0	1988	10	6	0
				1989	9	7	0
1975	Ernie Hefferle			1990	8	8	0
1975	1	7	0	Totals	46	33	0
1976	Hank Stram						
1977	4	10	0				
1977	3	11	0				
Totals	7	21	0				
1978	Dick Nolan						
1979	7	9	0				
1979	8	8	0				
1980	0	12	0				
Totals	15	29	0				



1990 GAME SUMMARIES

49ERS 13, SAINTS 12 September 10 at Superdome (68,629)

Mike Cofer's field goal with nine seconds to play spoiled the Saints 1990 opener in front of a sold out Superdome crowd. Cofer opened the scoring with a 52-yard boot 4:11 into the game. It came four plays after Keith DeLong recovered a Bobby Morse fumbled punt at the Saints' 32. New Orleans tied the score 8:18 later on a Morten Andersen field goal. The Saints went ahead on another Andersen field goal with eight minutes gone in the second quarter, and built a six point advantage on Andersen's third field goal, six seconds before the half. San Francisco regained the lead at 10:9 on a Joe Montana to Brent Jones scoring pass five minutes into the third frame. The play capped a nine play, 80-yard drive. Andersen's fourth field goal of the contest, 5:42 into the fourth quarter, put the Saints back on top at 12-10. After the Saints failed to manage a first down on their final four possessions of the game, San Francisco got the ball on their own 19 with 1:30 to play and no timeouts remaining. Joe Montana engineered a drive to the Saints' 21 that set up the winning margin. Ronnie Lott led a ferocious 49ers' defense with a pair of interceptions, while the Saints' dropped Montana for a loss six times.

San Francisco	3	0	7	3-13
New Orleans	3	6	0	3-12

SCORING

S.F. — Cofer 52 field goal
N.O. — Andersen 41 field goal
N.O. — Andersen 39 field goal
N.O. — Andersen 28 field goal
S.F. — Jones 4 pass from Montana (Cofer kick)
N.O. — Andersen 32 field goal
S.F. — Cofer 38 field goal

TEAM STATISTICS

	San Francisco	New Orleans
First Downs	17	11
Rushes-Yards	19-53	27-88
Net Yards Passing	184	180
Passes	26-43-1	12-34-3
QB Sacked-Yards	6-26	1-6
Punts	6-40.7	6-42.2
Fumbles-Lost	1-1	3-2
Penalties-Yards	9-60	8-66
Time of Possession	33:01	25:59

RUSHING

San Francisco — Craig 12-23; Rathman 4-16; Montana 3-14.
New Orleans — Hilliard 15-59; Fourcade 3-15; Mayes 8-12; Heyward 1-2.

PASSING

San Francisco — Montana 26-43-1, 210 yds, 1 TD.
New Orleans — Fourcade 12-34-3, 186 yds.

RECEIVING

San Francisco — Rathman 9-43; Taylor 5-75; Jones 3-29; 1 TD; Craig 3-15; Rice 2-26; Sherrard 2-12; Williams 2-10.
New Orleans — Martin 6-91; Perriman 3-40; Hilliard 2-13; Turner 1-42.

VIKINGS 32, SAINTS 3 September 16 at Hubert H. Humphrey Metrodome (56,272)

Minnesota's first score was set up by a Mike Merriweather 73-yard interception return six minutes into the contest. The Vikings tacked on two points 2:20 into the second stanza when Mark Dusbabek dropped Dalton Hilliard in the end zone. The Vikings built an 8-0 lead on their next series with a Donald Igwebuikie field goal. Morten Andersen's 37-yard boot with 2:46 remaining in the first half turned out to be the Saints' only points of the day. Wade Wilson connected with Anthony Carter for a 15-yard touchdown with 23 seconds left in the second quarter, and Igwebuikie hit on a 38-yard field goal as time expired in the half, two plays after Reggie Rutland picked off a Tommy Kramer pass. Touchdown passes from Wilson to Herschel Walker and Steve Jordan within a 33 second span early in the third quarter finished the days scoring. New Orleans turned the ball over on five occasions, including twice inside the Minnesota 20. It was the fourth straight loss by the Saints to the Vikings, a stint in which New Orleans has been outscored 154-33.

New Orleans	0	3	0	0-3
Minnesota	3	15	14	0-32

SCORING

Minn. — Igwebuikie 32 field goal
Minn. — Safety, Hilliard tackled in end zone (Dusbabek)
Minn. — Igwebuikie 48 field goal
N.O. — Andersen 37 field goal
Minn. — Carter 15 pass from Wilson (Igwebuikie kick)
Minn. — Igwebuikie 38 field goal
Minn. — Walker 5 pass from Wilson (Igwebuikie kick)
Minn. — Jordan 15 pass from Wilson (Igwebuikie kick)

TEAM STATISTICS

	New Orleans	Minnesota
First Downs	11	17
Rushes-Yards	30-118	33-119
Net Yards Passing	135	191
Passes	10-26-4	16-26-0
QB Sacked-Yards	3-16	4-21
Punts	6-48.2	8-41.8
Fumbles-Lost	1-1	1-0
Penalties-Yards	10-66	4-40
Time of Possession	25:56	34:04

RUSHING

New Orleans — Fenerty 9-50; Hilliard 13-29; Fourcade 3-25; Mayes 3-10; Heyward 2-4.
Minnesota — Walker 10-39; Clark 10-31; Wilson 2-17; Rice 4-14; Smith 5-10; Fenney 2-8.

PASSING

New Orleans — Fourcade 9-23-3, 149 yds; Kramer 1-3-1, 2 yds.
Minnesota — Wilson 16-24-0, 212 yds, 3 TDs; Gannon 0-2-0, 0 yds.

RECEIVING

New Orleans — Martin 3-68; Turner 2-33; Hilliard 2-13; Fenerty 1-28; Perriman 1-5; Heyward 1-4.
Minnesota — Carter 5-65, 1 TD; Walker 5-23, 1 TD; Jones 4-103; Jordan 2-21, 1 TD.



SAINTS 28, CARDINALS 7

September 23 at Superdome (61,110)

The Saints scored their first touchdown of the season with 22 seconds left in the first half on a pass from John Fourcade to Eric Martin. The play capped a 15 play, 77-yard drive. The Cardinals broke even 5:08 into the third quarter on a scoring strike from Timm Rosenbach to Ricky Proehl. New Orleans regained the lead on the next series as a 10 play, 66-yard drive was culminated by a Rueben Mayes scoring run. An unsportsmanlike conduct penalty on Phoenix LB Ken Harvey four plays earlier kept the drive alive. Rickey Jackson recovered a Rosenbach fumble at the Saints' 45 with 1:16 left in the third quarter. Fourcade hit Floyd Turner with a 46-yard completion on the first play of the fourth frame, and on the next play, Mayes made it 21-7 on a 4-yard jaunt. The Cards attempted to pull within a touchdown, but the Saints' defense stopped Anthony Thompson on a fourth-and-one from the New Orleans 15. The Saints got the ball with 8:23 remaining in the contest, and consumed 6:29 of the clock with a drive in which Mayes rushed 9 times for 58 yards, the final 14 coming on his club-tying third touchdown of the day.

Phoenix0	0	7	0—7
New Orleans0	7	7	14—28

SCORING

N.O. — Martin 14 pass from Fourcade (Andersen kick)
Pho. — Proehl 37 pass from Rosenbach (Del Greco kick)
N.O. — Mayes 10 run (Andersen kick)
N.O. — Mayes 4 run (Andersen kick)
N.O. — Mayes 14 run (Andersen kick)

TEAM STATISTICS

	Phoenix	New Orleans
First Downs	15	21
Rushes-Yards	30-111	35-151
Net Yards Passing	186	146
Passes	14-26-1	11-23-1
QB Sacked-Yards	1-5	1-5
Punts	3-46.3	4-34.8
Fumbles-Lost	3-1	2-0
Penalties-Yards	12-106	6-50
Time of Possession	30:45	29:15

RUSHING

Phoenix — Johnson 22-68; Rosenbach 6-39; Smith 1-4; Thompson 1-0.
New Orleans — Mayes 16-99, 3 TDs; Hilliard 13-34; Fenerty 4-13; Fourcade 2-5.

PASSING

Phoenix — Rosenbach 14-26-1, 191 yds, 1 TD.
New Orleans — Fourcade 11-23-1, 151 yds, 1 TD.

RECEIVING

Phoenix — Proehl 5-62, 1 TD; Green 4-61; Jones 2-49; Reeves 2-7; Smith 1-12.
New Orleans — Martin 4-49, 1 TD; Turner 2-55; Hill 2-25; Scales 1-14; Tice 1-8; Perriman 1-0.

FALCONS 28, SAINTS 27

October 7 at Atlanta-Fulton County Stadium (57,401)

The Falcons held the ball for 11 plays and 6:54 on the initial series of the game which resulted in a Chris Miller scoring run. New Orleans answered with a quick score from John Fourcade to Floyd Turner three plays later. Atlanta took the ball on their next possession and marched 80 yards on 14 plays in 8:14. The Saints tied the contest again on the strength of a 12 play, 80-yard scoring drive that ate up 8:18 of the clock. New Orleans claimed a 3-point halftime lead on a Morten Andersen field goal with 15 seconds left in the half, four plays after Brett Maxie picked off a Miller pass and returned it to the Falcons' 26. Atlanta went back on top on their first possession of the second half. The Saints responded five plays later with a scoring pass from Fourcade to Hoby Brenner, set up by a 66-yard connection from Fourcade to Rueben Mayes four plays earlier. The Saints opened a six point lead with 2:58 remaining in the contest on a Morten Andersen field goal, but the Falcons proceeded to drive 80 yards in just 1:25 for the winning score. Atlanta converted a pair of fourth downs on the drive, including a 45-yard pass from Miller to Andre Rison on a fourth-and-two from the Falcons 28.

New Orleans7	10	7	3—27
Atlanta7	7	7	7—28

SCORING

Atl. — Miller 1 run (Davis kick)
N.O. — Turner 68 pass from Fourcade (Andersen kick)
Atl. — Collins 9 pass from Miller (Davis kick)
N.O. — Fourcade 5 run (Andersen kick)
N.O. — Andersen 46 field goal
Atl. — Rison 20 pass from Miller (Davis kick)
N.O. — Brenner 3 pass from Fourcade (Andersen kick)
N.O. — Andersen 23 field goal
Atl. — Rison 3 pass from Miller (Davis kick)

TEAM STATISTICS

	New Orleans	Atlanta
First Downs	15	25
Rushes-Yards	26-75	32-91
Net Yards Passing	218	366
Passes	10-17-0	23-44-1
QB Sacked-Yards	3-17	0-0
Punts	3-42.7	1-21
Fumbles-Lost	1-1	2-1
Penalties-Yards	10-65	7-40
Time of Possession	25:04	34:56

RUSHING

New Orleans — Hilliard 16-30; Mayes 6-23; Fourcade 4-22, 1 TD.
Atlanta — Broussard 12-46; Rozier 13-39; Jones 2-4; Settle 1-1; Miller 1-1, 1 TD.

PASSING

New Orleans — Fourcade 10-17-0, 235 yds, 2 TDs.
Atlanta — Miller 23-44-1, 366 yds, 3 TDs.

RECEIVING

New Orleans — Martin 3-60; Turner 2-79, 1 TD; Hilliard 2-16; Mayes 1-66; Perriman 1-11; Brenner 1-3, 1 TD.
Atlanta — Rison 10-154, 2 TDs; Collins 5-93, 1 TD; Haynes 3-66; Wilkins 2-38; Dixon 2-17; Broussard 1-21.

SAINTS 25, BROWNS 20

October 14 at Superdome (68,608)

Morten Andersen booted his longest field goal in more than two years to stake the Saints to a 3-0 lead 10:48 into the game. The Browns tied it up on a Jerry Kauric field goal 4:11 into the second stanza. Steve Walsh entered the game for the first time as a Saint on the next series and guided New Orleans on a 14 play, 70-yard touchdown march that consumed 9:41 of the clock. Walsh completed all seven passes, for 50 yards on the drive. Kauric's second field goal of the game as time expired in the opening half pulled Cleveland to within three points. New Orleans opened a 10-point edge with a Walsh to Floyd Turner TD pass on their fourth play of the second half. Browns' RB Kevin Mack fumbled at the Saints' 37 on the second play of the fourth quarter, and eight plays later Walsh threw for his career-high third touchdown pass of the contest. Robert Massey's block of a Bryan Wagner punt out of the end zone less than a minute later added two points to the margin, but the Browns countered with a Bernie Kosar to Webster Slaughter TD pass 4:31 afterwards. Jock Jones blocked a Tommy Barnhardt punt four plays later, setting up a Mack TD run with 2:58 to play in the game. Although Andersen's 39-yard field goal attempt with 14 seconds left bounded off the right upright, Kosar misfired with his last two passes of the game, giving New Orleans their 13th straight victory over an AFC team. Dalton Hilliard's TD was the 38th of his career, establishing a new Saints' record.

Cleveland0	6	0	14—20
New Orleans3	6	7	9—25

SCORING

N.O. — Andersen 52 field goal
Clev. — Kauric 37 field goal
N.O. — Hilliard 4 pass from Walsh (extra point mis-handled)
Clev. — Kauric 39 field goal
N.O. — Turner 45 pass from Walsh (Andersen kick)
N.O. — Martin 13 pass from Walsh (Andersen kick)
N.O. — Safety, Massey blocked punt out of end zone
Clev. — Slaughter 13 pass from Kosar (Kauric kick)
Clev. — Mack 1 run (Kauric kick)

TEAM STATISTICS

	Cleveland	New Orleans
First Downs	20	19
Rushes-Yards	22-81	29-89
Net Yards Passing	15-7	259
Passes	18-36-0	18-31-1
QB Sacked-Yards	2-11	1-7
Punts	4-27.8	3-22
Fumbles-Lost	2-1	1-0
Penalties-Yards	7-50	7-76
Time of Possession	25:54	34:06

RUSHING

Cleveland — Mack 13-66, 1 TD; Metcalf 4-6; Slaughter 1-5; Hoard 4-4.
New Orleans — Hilliard 23-84; Fourcade 1-5; Heyward 3-4; Mayes 1-11; Walsh 1-31.

PASSING

Cleveland — Kosar 18-36-0, 168 yds, 1 TD.
New Orleans — Walsh 15-26-1, 243 yds, 3 TDs; Fourcade 3-5-0, 23 yds.

RECEIVING

Cleveland — Langhorne 3-34; Slaughter 3-32, 1 TD; Brennan 3-29; Mack 3-28; Gainer 2-33; Metcalf 2-6; Joiner 1-14; Hoard 1-4.
New Orleans — Martin 8-153, 1 TD; Hilliard 4-36, 1 TD; Turner 3-58, 1 TD; Brenner 2-16; Tice 1-3.



OILERS 23, SAINTS 10

October 21 at Astrodome (57,908)

The Oilers drove 79 yards to the Saints' 1 on the first series of the game, but a Lorenzo White fumble ended the threat. The Saints proceeded to drive 97 yards but were foiled by a stingy Houston defense and had to settle for a Morten Andersen field goal. Following a Sean Jones block of an Andersen 40-yard field goal attempt, the Oilers went 13 plays and 77 yards towards a Warren Moon to White 6-yard scoring pass. Johnny Meads picked off a Steve Walsh pass and returned it to the Saints' 26 with just 12 seconds remaining in the opening half, and three plays later, a Tony Zendejas field goal gave Houston a 7-point lead. The Oilers scored on their initial possession of the second half, aided by a Brett Maxie pass interference call in the end zone, and added a Zendejas field goal 2:01 later, four plays after a Gill Fenerty fumble. The Saints notched their lone TD of the day 2:02 into the final frame, but the Oilers answered with Zendejas' third field goal of the contest 6:48 later. The Saints penetrated the Houston 20 on their final two possessions, but the Oilers defense accounted for 3 sacks and forced a fumble to squelch any comeback hopes. The loss was the first by the Saints in 14 outings against an AFC opponent.

New Orleans3	0	0	7—10
Houston0	10	10	3—23

SCORING

N.O. — Andersen 20 field goal
Hou. — White 6 pass from Moon (Zendejas kick)
Hou. — Zendejas 43 field goal
Hou. — White 1 run (Zendejas kick)
Hou. — Zendejas 45 field goal
N.O. — Brenner 31 pass from Walsh (Andersen kick)
Hou. — Zendejas 33 field goal

TEAM STATISTICS

	New Orleans	Houston
First Downs	19	21
Rushes-Yards	16-61	28-103
Net Yards Passing	259	202
Passes	22-39-1	23-37-0
QB Sacked-Yards	4-33	0-0
Punts	2-39.5	2-51
Fumbles-Lost	4-2	2-2
Penalties-Yards	7-72	7-53
Time of Possession	28:03	31:57

RUSHING

New Orleans — Hilliard 10-48; Fenerty 3-8; Heyward 2-4; Walsh 1-1.
Houston — White 12-48; Pinkett 10-33; Moon 6-22.

PASSING

New Orleans — Walsh 22-39-1, 292 yds, 1 TD.
Houston — Moon 23-37-0, 202 yds, 1 TD.

RECEIVING

New Orleans — Perriman 7-72; Hilliard 4-47; Brenner 3-77, 1 TD; Martin 3-46; Turner 2-25; Alphin 1-17; Scales 1-8; Fenerty 1-0.
Houston — Duncan 6-44; Givins 5-38; Hill 2-34; Jeffries 2-23; Jones 2-23; White 2-11; Pinkett 2-6; McNeil 1-16; Harris 1-7.



LIONS 27, SAINTS 10

October 28 at Superdome (64,368)

The Saints got the first break of the game when a Tommy Barnhardt punt hit Detroit's Jeff Campbell and Brian Forde recovered on the Lions' 26. A Steve Walsh to Eric Martin scoring pass five plays later gave New Orleans an early lead. The Lions knotted the score midway through the second stanza following a Ray Crockett interception of a Walsh pass. The Saints went ahead 6:30 later on a Morten Andersen field goal. Four Saints' turnovers, including two more Walsh interceptions, in the third quarter resulted in 13 Detroit points, including Jimmy Williams touchdown return of a Rueben Mayes fumble to give the Lions a 17-10 lead. New Orleans was guilty of three more miscues in the final frame, tying a club record with eight turnovers. TE Hoby Brenner caught four passes for 30 yards breaking Henry Childs' club record for most receiving yardage for a tight end in a career.

Detroit0	7	10	10	—27
New Orleans7	3	0	0	—10

SCORING

N.O. — Martin 6 pass from Walsh (Andersen kick)
 Det. — Clark 5 pass from Peete (Karlis kick)
 N.O. — Andersen 47 field goal
 Det. — Karlis 25 field goal
 Det. — Williams 53 fumble return (Karlis kick)
 Det. — Karlis 39 field goal
 Det. — Sanders 2 run (Karlis kick)

TEAM STATISTICS

	Detroit	New Orleans
First Downs	12	15
Rushes-Yards	15-48	29-131
Net Yards Passing	214	138
Passes	16-25-0	23-36-4
QB Sacked-Yards	5-32	3-15
Punts	6-42.8	4-42.3
Fumbles-Lost	2-1	5-4
Penalties-Yards	4-35	8-71
Time of Possession	22:39	37:21

RUSHING

Detroit — Sanders 12-10, 1 TD; Peete 3-38.
 New Orleans — Mayes 15-64; Fenerty 7-42; Heyward 3-21; Fourcade 2-5; Walsh 2-(-1).

PASSING

Detroit — Peete 16-25-0, 246 yds, 1 TD.
 New Orleans — Walsh 19-27-3, 120 yds, 1 TD; Fourcade 4-9-1, 33 yds.

RECEIVING

New Orleans — Mayes 7-21; Martin 4-37, 1 TD; Brenner 4-30; Turner 2-19; Scales 2-8; Alphin 1-15; Heyward 1-11; Fenerty 1-10; Perriman 1-2.
 Detroit — Clark 6-127, 1 TD; Sanders 5-72; Matthews 3-27; Johnson 2-20.

SAINTS 21, BENGALS 7

November 4 at Riverfront Stadium (60,067)

Craig Heyward busted loose for 39 yards on the Saints' first play from scrimmage, and six plays later Gill Fenerty scored his first NFL touchdown. New Orleans opened the second quarter with a 12-play, 75-yard drive that was capped by a Rueben Mayes scoring run. All but 18 yards of the march were accounted for on the ground. Cincinnati countered on their next series with a 75-yard drive that took just six plays and ended with a Boomer Esiason to Eddie Brown pass. A James Brooks 35-yard jaunt a play earlier set up the score. The Saints opened a 14-point edge 4:57 into the final frame with a 16-play, 91-yard drive that consumed 9:32 of the clock. The Saints defense forced Cincinnati to punt on their first three series of the second half, and stopped the Bengals on third and fourth-and-1 plays from their own 37 with 3:31 to play. The Saints 249 yards rushing were their most in four years. Heyward and Mayes became only the second Saints' backfield tandem to each pick up 100 yards rushing. Rookie DE Renaldo Turnbull tallied a pair of sacks in his first NFL start, and the Saints' offensive line did not allow a sack for the first time in 1990.

New Orleans7	7	0	7	—21
Cincinnati0	7	0	0	—7

SCORING

N.O. — Fenerty 5 run (Andersen kick)
 N.O. — Mayes 6 run (Andersen kick)
 Cin. — Brown 11 pass from Esiason (Breech kick)
 N.O. — Heyward 1 run (Andersen kick)

TEAM STATISTICS

	New Orleans	Cincinnati
First Downs	21	13
Rushes-Yards	52-249	20-136
Net Yards Passing	101	125
Passes	8-17-0	15-32-0
QB Sacked-Yards	0-0	3-13
Punts	6-48.2	7-46.9
Fumbles-Lost	1-1	2-1
Penalties-Yards	4-30	2-15
Time of Possession	39:32	20:28

RUSHING

New Orleans — Heyward 19-122, 1 TD; Mayes 30-115, 1 TD; Walsh 2-7; Fenerty 1-5, 1 TD.
 Cincinnati — Brooks 5-72; Woods 8-50; Green 8-14; Esiason 1-0.

PASSING

New Orleans — Walsh 8-17-0, 101 yds.
 Cincinnati — Esiason 15-32-0, 138 yds, 1 TD.

RECEIVING

New Orleans — Perriman 3-46; Martin 2-15; Scales 1-20; Fenerty 1-11; Alphin 1-9.
 Cincinnati — Brown 4-50, 1 TD; Woods 3-22; Barber 2-27; McGee 2-17; Green 2-12; James 1-8; Brooks 1-2.

SAINTS 35, BUCCANEERS 7

November 11 at Superdome (67,865)

Tampa Bay took the opening kickoff and traveled 80 yards on 15 plays in 10:16 towards the first score of the game. The Saints had a chance to knot the score on their next series, but an Eric Martin fumble at the Bucs' 15 ended the threat. New Orleans capitalized on their following possession, as Steve Walsh hit Brett Perriman in the end zone on third-and-7, 9:30 into the second stanza. Craig Heyward then stepped forward and rambled 47 yards for the go-ahead score 3:39 later. The Saints opened a 21-7 lead 11:55 into the third frame when Rueben Mayes capped a 10-play, 56-yard march with a 4-yard run. One play later, Pat Swilling caused Bucs' QB Vinny Testaverde to fumble, and Renaldo Turnbull recovered the ball at the Tampa Bay 7. Heyward notched his second TD of the game two plays afterward. To Cooks 50 yard interception return to the Bucs' 3 set up the Saints final score of the day. Heyward finished with a career-high 155 yards and was named the NFC Offensive Player-of-the-Week. Pat Swilling tied a club-record with four sacks.

Tampa Bay7	0	0	0	—7
New Orleans0	14	14	7	—35

SCORING

T.B. — Chandler 12 run (Christie kick)
 N.O. — Perriman 26 pass from Walsh (Andersen kick)
 N.O. — Heyward 47 run (Andersen kick)
 N.O. — Mayes 4 run (Andersen kick)
 N.O. — Heyward 2 run (Andersen kick)
 N.O. — Mayes 1 run (Andersen kick)

TEAM STATISTICS

	Tampa Bay	New Orleans
First Downs	15	17
Rushes-Yards	27-89	39-211
Net Yards Passing	110	84
Passes	16-26-2	7-13-1
QB Sacked-Yards	6-44	0-0
Punts	6-46	2-39
Fumbles-Lost	3-1	2-1
Penalties-Yards	4-18	7-49
Time of Possession	30:36	29:24

RUSHING

Tampa Bay — Anderson 13-38; Cobb 8-26; Chandler 2-20, 1 TD; Perkins 2-2; Testaverde 2-3.
 New Orleans — Heyward 20-155, 2 TDs; Mayes 15-56, 2 TDs; Fenerty 1-2; Walsh 3-(-2).

PASSING

Tampa Bay — Chandler 5-7-0, 44 yds; Testaverde 11-19-2, 110 yds.
 New Orleans — Walsh 7-13-1, 84 yds, 1 TD.

RECEIVING

Tampa Bay — Carrier 5-67; Harvey 3-23; Pillow 2-24; Anderson 2-15; Hall 2-11; Perkins 1-10; Hill 1-4.
 New Orleans — Perriman 3-50, 1 TD; Martin 2-22; Mayes 1-8; Fenerty 1-4.



REDSKINS 31, SAINTS 17

November 18 at RFK Stadium (52,573)

The Saints scored first on a third-and-goal from the 16, 4:36 into the contest. Washington answered on their following series with a 15-play, 80-yard drive capped by a Chip Lohmiller field goal. The Redskins got the ball on the Saints' 49 on their next possession and took a 10-7 lead seven plays later on a Mark Rypien to Gary Clark scoring pass. New Orleans responded with a Morten Andersen field goal 4:12 before the half, but Washington made it a 17-10 game on a Rypien to Art Monk touchdown with seven ticks remaining in the half. Gill Fenerty fumbled on the Saints' first possession of the second half, and the Skins' converted the miscue into a Rypien to Clark touchdown four snaps afterwards. Rypien tied a career-high with his fourth TD pass of the game 45 seconds into the final frame. New Orleans notched their only score of the second half on a Walsh to Floyd Turner touchdown strike eight plays after a Jimmie Johnson fumble at the Redskins' 38. The loss was the Saints sixth straight to the Redskins. With 10 receptions Eric Martin set the Saints career receiving mark. Earnest Byner became the first player since week 2 of 1989 (Brent Fullwood) to rush for more than 100 yards against the Saints.

New Orleans7	3	0	7	—17
Washington3	14	7	7	—31

SCORING

N.O. — Perriman 16 pass from Walsh (Andersen kick)
 Wash. — Lohmiller 39 field goal
 Wash. — Clark 8 pass from Rypien (Lohmiller kick)
 N.O. — Andersen 38 field goal
 Wash. — Monk 7 pass from Rypien (Lohmiller kick)
 Wash. — Clark 19 pass from Rypien (Lohmiller kick)
 Wash. — Bryant 3 pass from Rypien (Lohmiller kick)
 N.O. — Turner 8 pass from Walsh (Andersen kick)

TEAM STATISTICS

	New Orleans	Washington
First Downs	24	24
Rushes-Yards	24-93	29-112
Net Yards Passing	274	311
Passes	23-39-3	26-39-0
QB Sacked-Yards	0-0	0-0
Punts	1-41	1-24
Fumbles-Lost	1-1	1-1
Penalties-Yards	4-31	4-27
Time of Possession	29:28	30:32

RUSHING

New Orleans — Heyward 13-57; Mayes 9-28; Walsh 1-8; Fenerty 1-0.
 Washington — Byner 26-116; Mitchell 1-1; Rypien 2-(-5).

PASSING

New Orleans — Walsh 23-38-2, 274 yds, 2 TDs; Heyward 0-1-1.
 Washington — Rypien 26-38-0, 311 yds, 4 TDs; Byner 0-1-0.

RECEIVING

New Orleans — Martin 10-131; Perriman 3-45, 1 TD; Brenner 2-26; Heyward 2-19; Turner 2-13, 1 TD; Mayes 1-12; Tice 1-12; Hill 1-10; Scales 1-6.
 Washington — Clark 8-131, 2 TDs; Sanders 5-38; Monk 4-43, 1 TD; Byner 4-31; Bryant 3-13, 1 TD; Johnson 2-55.



SAINTS 10, FALCONS 7

November 25 at Superdome (68,629)

The closest either team came to scoring in the first quarter were missed field goals of 51 and 43 yards by the Falcons' Greg Davis and the Saints' Morten Andersen, respectively. Defense was the story of the opening half as the Saints held Atlanta to just 51 total yards and one first down. The Saints broke the scoreless tie at the half's final gun on an Andersen field goal. The score remained that way until a Chris Miller to George Thomas scoring play with 7:06 to play in the contest gave the Falcons a 7-3 edge. Steve Walsh then directed New Orleans on an 11-play, 86-yard drive which was capped by a touchdown strike to Eric Martin. Walsh connected on 7 of 9 passes for 67 yards on the march. The Falcons had an opportunity to send the game into overtime, but a Davis 51-yard field goal effort with 1:08 remaining sailed just left. The Saints allowed just nine Atlanta first downs, the third lowest yield in club history. Rickey Jackson recovered his club-record 15th career fumble. With 45 yards receiving, Martin became the Saints alltime receiving yardage leader.

Atlanta0	0	0	7 — 7
New Orleans0	3	0	7 — 10

SCORING

N.O. — Andersen 20 field goal
Atl. — Thomas 51 pass from Miller (Davis kick)
N.O. — Martin 6 pass from Walsh (Andersen kick)

TEAM STATISTICS

	Atlanta	New Orleans
First Downs	9	19
Rushes-Yards	17-59	33-85
Net Yards Passing	167	173
Passes	18-31-0	22-37-1
QB Sacked-Yards	4-25	1-8
Punts	8-45.5	7-46.1
Fumbles-Lost	5-1	2-0
Penalties-Yards	8-61	3-20
Time of Possession	26:06	33:54

RUSHING

Atlanta — Miller 4-27; Broussard 7-21; Rozier 5-6; Johnson 1-5.
New Orleans — Heyward 24-88; Mayes 6-1; Walsh 3-(-4).

PASSING

Atlanta — Miller 18-31-0, 192 yds, 1 TD.
New Orleans — Walsh 22-37-1, 181 yds, 1 TD.

RECEIVING

Atlanta — Rison 3-49; Broussard 3-25; Collins 3-22; Haynes 3-16; Jones 2-12; Thomas 1-51, 1 TD; Dixon 1-7; Johnson 1-6; Rozier 1-4.
New Orleans — Heyward 5-35; Martin 4-45, 1 TD; Tice 4-43; Perriman 4-18; Brenner 2-18; Mayes 2-14; Turner 1-8.

COWBOYS 17, SAINTS 13

December 2 at Texas Stadium (60,087)

The Saints opened the scoring with a Morten Andersen field goal 13:07 into the contest. New Orleans extended the lead to 10 points on a Rueben Mayes run with 1:54 to play in the first half. The touchdown capped a 13-play, 89-yard drive that consumed 8:23 of the clock. Dallas started the second half with a 45-yard completion from Troy Aikman to Kelvin Martin. Seven plays later, Emmitt Smith crossed the goal line from 1-yard out. The Saints answered with Andersen's second field goal of the game on the next series. The Pokes responded with an 80-yard drive that culminated with a touchdown pass from Aikman to Darryl Johnston 49 seconds into the final frame. Aikman hit on all six of his passes for 67 yards on the march. Leading by a point, Dallas took over at their own 21 with 3:29 to play. The Cowboys controlled the ball for the next 2:36 leading up to a Ken Willis field goal. The Saints got the ball back on their own 21 with 46 ticks remaining on the clock, but Craig Heyward fumbled following a 9-yard reception.

New Orleans3	7	3	0 — 13
Dallas0	0	7	10 — 17

SCORING

N.O. — Andersen 43 field goal
N.O. — Mayes 15 run (Andersen kick)
Dal. — Smith 1 run (Willis kick)
N.O. — Andersen 50 field goal
Dal. — Johnston 5 pass from Aikman (Willis kick)
Dal. — Willis 47 field goal

TEAM STATISTICS

	New Orleans	Dallas
First Downs	14	17
Rushes-Yards	27-113	29-113
Net Yards Passing	170	161
Passes	18-27-0	15-21-0
QB Sacked-Yards	1-7	2-16
Punts	4-36.3	4-43.3
Fumbles-Lost	2-1	2-1
Penalties-Yards	8-74	4-35
Time of Possession	33:44	27:16

RUSHING

New Orleans — Mayes 13-59, 1 TD; Heyward 14-54.
Dallas — Smith 20-85, 1 TD; Aikman 4-19; Johnston 2-7; Agee 3-2.

PASSING

New Orleans — Walsh 18-27-0, 177 yds.
Dallas — Aikman 15-21-0, 177 yds, 1 TD.

RECEIVING

New Orleans — Fenerty 3-50; Tice 3-28; Martin 3-25; Heyward 3-15; Perriman 2-12; Brenner 1-22; Turner 1-13; Hilgenberg 1-9; Scales 1-3.
Dallas — Novacek 8-69; Martin 3-69; Irvin 1-24; Agee 1-7; Johnston 1-5, 1 TD; Smith 1-3.

SAINTS 24, RAMS 20

December 9 at Anaheim Stadium (56,864)

The Saints came up with the first big play of the day 11:36 into the contest as the Rams' Cleveland Gary fumbled at the Saints' 1. Los Angeles bounced back to claim a 3-0 lead on a Mike Lansford field goal two plays into the second quarter. The Saints tied the score on Morten Andersen's boot 3:30 into the second stanza. The Rams answered on their next series with an 11-play, 73-yard drive that culminated in a Jim Everett TD run. Brett Maxie's 50-yard interception return on the fourth play of the second half, tied the game once again, but the Rams responded with an Everett to Henry Ellard TD strike with 3:42 to play in the third frame. Gene Atkins fumbled the ensuing kickoff, and Lansford accounted for his second 3-pointer of the day on the first play of the final frame. Three snaps afterwards, Gill Fenerty got a key block from Craig Heyward early, and one from Floyd Turner downfield to bust loose for a 60-yard run that brought the Saints to within 3. When Gary fumbled again, two plays later, New Orleans had the ball at the Rams' 42. The Saints then proceeded on a 10-play drive that ended in a Steve Walsh to Eric Martin TD to give New Orleans its first lead of the day with 5:48 to play. Gene Atkins intercepted an Everett pass with 5:26 left in the game to end one threat, Pat Swilling sacked Everett on the Rams' final series, and Rickey Jackson knocked the ball loose from Everett on the game's final play, from the Saints' 9, to preserve the victory. DE Renaldo Turnbull led the Saints' defense with two sacks.

New Orleans0	3	7	14 — 24
Los Angeles0	10	7	3 — 20

SCORING

L.A. — Lansford 38 field goal
N.O. — Andersen 48 field goal
L.A. — Everett 2 run (Lansford kick)
N.O. — Maxie 50 interception return (Andersen kick)
L.A. — Ellard 42 pass from Everett (Lansford kick)
L.A. — Lansford 18 field goal
N.O. — Fenerty 60 run (Andersen kick)
N.O. — Martin 4 pass from Walsh (Andersen kick)

TEAM STATISTICS

	New Orleans	Los Angeles
First Downs	9	24
Rushes-Yards	16-108	25-103
Net Yards Passing	110	341
Passes	13-26-2	31-50-2
QB Sacked-Yards	1-7	3-24
Punts	5-50.4	3-34.3
Fumbles-Lost	2-1	3-2
Penalties-Yards	8-44	0-0
Time of Possession	23:22	36:38

RUSHING

New Orleans — Fenerty 10-104, 1 TD; Mayes 2-3; Heyward 4-1.
Los Angeles — Gary 10-51; Green 6-20; McGee 4-18; Everett 4-15, 1 TD; Delpino 1-(-1).

PASSING

New Orleans — Walsh 13-26-2, 117 yds, 1 TD.
Los Angeles — Everett 31-50-2, 365 yds, 1 TD.

RECEIVING

New Orleans — Martin 4-49, 1 TD; Fenerty 4-35; Perriman 2-17; Heyward 2-11; Brenner 1-5.
Los Angeles — Holohan 7-49; McGee 6-42; Anderson 5-123; Ellard 5-107; Gary 4-18; Carter 3-27; Delpino 1-(-1).



STEELERS 9, SAINTS 6

December 16 at Superdome (68,582)

Pittsburgh drove 66 yards to the Saints' 29 on the first series of the game, but were turned away when Gary Anderson missed right on a 46-yard field goal attempt. Anderson redeemed himself with a field goal 8:26 into the second stanza. After traveling 77 yards to the Steelers' 1 with 41 seconds to play in the first half, Gill Fenerty fumbled into the end zone, ending a Saints threat. Morten Andersen tied the game with 6:54 gone in the third quarter, and put New Orleans ahead by three on the fourth play of the final frame. Gary Anderson knotted the contest at six with his second 3-pointer of the day with 5:24 left in the game, and his third field goal, with just 1:44 left, put the Steelers up at 9-6. New Orleans got the ball back at their own 10 with 1:38 to play, but, after a 16-yard completion, Pittsburgh's stingy defense foiled any comeback hopes, stopping the Saints on four straight plays. The Saints 195 total yards were their fewest since week 13 of 1989. The Saints were limited to just 60 yards and four first downs in the second half.

Pittsburgh0	3	0	6 — 9
New Orleans0	0	3	3 — 6

SCORING

Pitt. — Anderson 29 field goal
N.O. — Andersen 50 field goal
N.O. — Andersen 43 field goal
Pitt. — Anderson 42 field goal
Pitt. — Anderson 43 field goal

TEAM STATISTICS

	Pittsburgh	New Orleans
First Downs	14	12
Rushes-Yards	31-78	26-100
Net Yards Passing	154	95
Passes	15-25-1	8-26-0
QB Sacked-Yards	0-0	0-0
Punts	3-37	5-45.4
Fumbles-Lost	0-0	1-1
Penalties-Yards	4-25	6-50
Time of Possession	33:42	26:18

RUSHING

Pittsburgh — Hoge 13-43; Worley 14-33; Brister 4-2.
New Orleans — Fenerty 14-49; Heyward 6-26; Mayes 6-25.

PASSING

Pittsburgh — Brister 15-25-1, 154 yds.
New Orleans — Walsh 8-26-0, 95 yds.

RECEIVING

Pittsburgh — Green 4-41; Mularkey 3-30; Hoge 3-27; Stone 2-24; Calloway 2-21; Hill 1-11.
New Orleans — Perriman 4-53; Alphin 1-16; Fenerty 1-12; Martin 1-8; Turner 1-6.



SAINTS 13, 49ERS 10

December 23 at Candlestick Park (60,112)

The 49ers scored on their initial series of the game, 7:46 into the contest. Tom Rathman's plunge capped a 14-play, 67-yard drive which saw San Francisco starting quarterback Steve Young complete 6 of 9 passes for 54 yards. The Saints responded with a 10-play, 77-yard march that ended in a Steve Walsh to Greg Scales connection with 57 seconds left in the opening quarter. Eight plays following a Dexter Carter fumble, Morten Andersen gave the Saints their first lead of the day, 4:08 into the second stanza. The 49ers squandered a scoring opportunity in the third quarter when Young fumbled at the Saints' 15 as he was sacked by Rickey Jackson. Mike Cofer tied the contest 5:24 into the final frame, but Andersen put the Saints back on top with his second field goal with 4:43 to play, six snaps after a Brent Jones fumble. The 49ers got the ball back at the 50 with 2:11 to play following an Eric Davis 24-yard punt return. But after San Francisco traveled to the Saints' 20, Carter fumbled for the second time, and Jackson pounced on the pigskin, securing the Saints' first victory over the 49ers since 1987. Young became the first quarterback ever to rush for 100 yards against New Orleans.

New Orleans7	3	0	3-13
San Francisco7	0	0	3-10

SCORING

S.F. — Rathman 1 run (Cofer kick)
 N.O. — Scales 5 pass from Walsh (Andersen kick)
 N.O. — Andersen 30 field goal
 S.F. — Cofer 30 field goal
 N.O. — Andersen 40 field goal

TEAM STATISTICS

	New Orleans	San Francisco
First Downs	12	21
Rushes-Yards	25-84	29-159
Net Yards Passing	110	175
Passes	10-30-2	22-37-0
QB Sacked-Yards	1-10	4-33
Punts	7-35.4	6-33.5
Fumbles-Lost	0-0	4-4
Penalties-Yards	6-30	6-55
Time of Possession	28:27	31:33

RUSHING

New Orleans — Fenerty 14-51; Walsh 3-16; Heyward 6-11; Mayes 2-6.
 San Francisco — Young 8-102; Carter 11-30; Rathman 6-21, 1 TD; Sydney 2-9; Henderson 1-(-1); Rice 1-(-2).

PASSING

New Orleans — Walsh 9-25-2, 112 yds, 1 TD; Fourcade 1-5-0, 8 yds.
 San Francisco — Young 22-37-0, 208 yds.

RECEIVING

New Orleans — Heyward 4-26; Martin 2-34; Tice 1-19; Turner 1-19; Fenerty 1-17; Scales 1-5, 1 TD.
 San Francisco — Taylor 5-45; Jones 4-51; Rice 4-42; Carter 4-34; Rathman 2-11; Lewis 1-14; Henderson 1-8; Walls 1-3.

SAINTS 20, RAMS 17

December 31 at Superdome (68,647)

The Rams traveled 71 yards to the Saints 9 on their first possession, but were turned away when Mike Lansford missed a 30-yard field goal following a holding call. The Saints came back and trekked to the Los Angeles 33, but Morten Andersen's 51-yard effort was off the mark. New Orleans claimed the first touchdown of the night when Steve Walsh found Floyd Turner in the end zone with 2:13 left in the opening quarter. The score was set up by a Vince Buck 33-yard punt return to the Rams' 36. Los Angeles retaliated with a Lansford field goal 3:45 into the second stanza. The Saints answered with a 10-play, 47-yard drive that ended with a Craig Heyward scoring run. The march started at the Rams' 47 thanks to a Gene Atkins 50 yard kickoff return. Los Angeles threatened in the third quarter, but after Henry Ellard hauled in a Jim Everett pass at the Saints' 5, Atkins jarred the ball loose from Ellard, and Sam Mills recovered at the 9. The Rams bounced back with a TD strike from Everett to Willie Anderson 1:29 into the final frame, before Andersen put New Orleans ahead by 7 with a field goal 7:23 later. The Rams took over at their own 19 with 5:59 left in the contest, and tied the score with an Everett to Robert Delapino pass 4:49 later. Atkins then brought back the ensuing kick-off 27 yards to the Saints' 44. Four snaps afterward, Walsh hit Eric Martin for a 34-yard completion to the Rams' 11, setting up Andersen's game-winning field goal with two ticks on the clock. DE Renaldo Turnbull tallied his ninth sack of the season, establishing a new Saints rookie record.

Los Angeles0	3	0	14-17
New Orleans7	7	0	6-20

SCORING

N.O. — Turner 26 pass from Walsh (Andersen kick)
 L.A. — Lansford 24 field goal
 N.O. — Heyward 1 run (Andersen kick)
 L.A. — Anderson 47 pass from Everett (Lansford kick)
 N.O. — Andersen 41 field goal
 L.A. — Delapino 1 pass from Everett (Lansford kick)
 N.O. — Andersen 24 field goal

TEAM STATISTICS

	Los Angeles	New Orleans
First Downs	16	15
Rushes-Yards	24-104	30-94
Net Yards Passing	275	174
Passes	22-36-0	11-26-0
QB Sacked-Yards	2-15	0-0
Punts	6-39.3	6-44.3
Fumbles-Lost	2-1	1-0
Penalties-Yards	5-35	6-35
Time of Possession	30:05	29:55

RUSHING

Los Angeles — Gary 8-56; Dupree 13-42; Delapino 1-7; Everett 1-(-1).
 New Orleans — Heyward 12-50, 1 TD; Fenerty 9-31; Mayes 6-10; Walsh 3-3.

PASSING

Los Angeles — Everett 22-36-0, 290 yds, 2 TDs.
 New Orleans — Walsh 11-26-0, 174 yds, 1 TD.

RECEIVING

Los Angeles — Ellard 5-130; Holohan 5-28; Anderson 4-89, 1 TD; Gary 3-(-1); McGee 2-11; Delapino 2-1, 1 TD; Cox 1-32.
 New Orleans — Martin 4-79; Fenerty 4-42; Turner 1-26, 1 TD; Brenner 1-16; Perriman 1-11.



CHRONOLOGY OF UNIFORM CHANGES

The following is a catalogue of uniform changes since the Saints' inception in 1966:

1967 — Gold pants with black and white striping; black jerseys with gold numerals and white trim with white and gold piping on sleeves; white jerseys with gold numerals and black trim with black and gold piping on sleeves. Gold helmet with black Fleur-de-Lis on either side, and black and white striping down the middle.

1969 — For preseason games exclusively — Black helmets with gold Fleur-de-Lis on either side and gold and white striping down the middle. Helmets have been gold ever since.

1971 — The color of the numerals changed. Black with gold trim on white jerseys and white with gold trim on black jerseys.

1975 — Pants were changed from gold to white with black and gold striping.

1976 — Black pants were introduced to be worn worn with white jerseys. Gold and white striping down the sides. Same white pants worn with the black jerseys. The facemask changed from grey to black.

1983 — Numbers changed to "San Diego-style" numerals. Thin border around the number with no direct contact between the number and the border. The second change was from socks with black and gold piping to solid black.

1986 — Gold pants with wide solid black stripes were initiated. The state Fleur-de-Lis patch appears on either side of the pants. The jersey was redesigned with TV numbers on the shoulders, and the state Fleur-de-Lis on either sleeve. The stripes on the sleeves were eliminated. The socks feature a wide gold stripe on a black background.

BEARS 16, SAINTS 6

January 6 at Soldier Field (60,767)

The Bears got the first break of the day when John Mangum picked off a Steve Walsh pass at the Saints' 33 on the game's first series. Two plays later RB Neil Anderson hit Ron Morris with a 22-yard pass, setting up a Kevin Butler field goal. Chicago opened a 10-point lead when Mike Tomczak connected with James Thornton, three plays after Tomczak hit Anderson for a 31-yard completion to the Saints' 27. The Saints took advantage of a Maury Buford 19-yard punt that landed at the Bears 47, when Morten Andersen hit a field goal with 1:38 to play in the half. It was a costly scoring march, however, as Walsh was forced to leave the game with a separated shoulder. The Saints appeared to tie the score at 10 when Renaldo Turnbull blocked a Butler 45-yard field goal effort and Vince Buck scrambled 61 yards for the score. But Robert Massey was flagged for lining up offside, nullifying the apparent TD. Seven plays later, Butler converted his second field goal. New Orleans tried to get back in the game, but an Andersen 42-yard field goal try was blocked with 3:24 left in the third quarter. Following a Butler missed field goal attempt from 36 yards out, the Saints took over at their own 20 and traveled 59 yards before Andersen hit his second 3-pointer of the game to cut the Bears lead to seven. Chicago iced the game on Butler's third field goal of the game with 2:37 to play. A Tomczak to Dennis Gentry 38-yard completion on third-and-11 from the Bears 19 was the key play. Shaun Gayle intercepted a John Fourcade pass on the next offensive play, sealing the Saints' fate. Sam Mills led the Saints defense with a game-high 12 tackles, while Turnbull tallied two sacks.

New Orleans0	3	0	3-6
Chicago3	7	3	3-16

SCORING

Chi. — Butler 19 field goal
 Chi. — Thornton 18 pass from Tomczak (Butler kick)
 N.O. — Andersen 47 field goal
 Chi. — Butler 22 field goal
 N.O. — Andersen 38 field goal
 Chi. — Butler 21 field goal

TEAM STATISTICS

	New Orleans	Chicago
First Downs	11	18
Rushes-Yards	18-65	43-189
Net Yards Passing	128	176
Passes	11-34-3	13-26-0
QB Sacked-Yards	2-25	2-12
Punts	3-30	2-27.5
Fumbles-Lost	1-0	2-1
Penalties-Yards	2-10	7-57
Time of Possession	22:29	37:31

RUSHING

New Orleans — Fenerty 8-29; Fourcade 2-13; Hilliard 4-13; Heyward 4-10.
 Chicago — Anderson 27-102; Muster 12-71; Green 2-8; Tomczak 2-8.

PASSING

New Orleans — Walsh 6-16-1, 74 yds; Fourcade 5-18-2, 79 yds.
 Chicago — Tomczak 12-25-0, 166 yds, 1 TD; Anderson 1-1-0, 22 yds.

RECEIVING

New Orleans — Fenerty 4-22; Martin 2-47; Scales 1-31; Tice 1-19; Brenner 1-17; Perriman 1-11; Turner 1-6.
 Chicago — Anderson 4-42; Thornton 2-43, 1 TD; Gentry 2-41; Morris 2-28; Muster 2-21; Davis 1-13.



SAINTS 1990 STATISTICS

WON 8, LOST 8

Sept. 10	L	12-13	San Francisco
Sept. 16	L	3-32	at Minnesota
Sept. 23	W	28-7	Phoenix
Oct. 7	L	27-28	at Atlanta
Oct. 14	W	25-20	Cleveland
Oct. 21	L	10-23	at Houston
Oct. 28	L	10-27	Detroit
Nov. 4	W	21-7	Tampa Bay
Nov. 11	W	35-7	Tampa Bay
Nov. 18	L	17-31	at Washington
Nov. 25	W	10-7	Atlanta
Dec. 2	L	13-17	at Dallas
Dec. 9	W	24-20	at Rams
Dec. 16	L	6-9	Pittsburgh
Dec. 23	W	13-10	at San Francisco
Dec. 31	W	20-17	Rams

SAINTS

TOTAL FIRST DOWNS	254
Rushing	107
Passing	134
Penalty	13
3rd Down: Made/Att	84/209
3rd Down Pct.	40.2
4th Down: Made/Att	5/9
4th Down Pct.	55.6
POSSESSION AVG.	29:59
TOTAL NET YARDS	4476
Avg. Per Game	279.8
Total Plays	981
Avg. Per Play	4.8
NET YARDS RUSHING	1850
Avg. Per Game	115.6
Total Rushes	464
NET YARDS PASSING	2626
Avg. Per Game	164.1
Sacked/Yards Lost	20/131
Gross Yards	2757
Att./Completions	447/226
Completion Pct.	50.6
Had Intercepted	23
PUNTS/AVERAGE	71/42.1
NET PUNTING AVG.	36.2
PENALTIES/YARDS	108/829
FUMBLES/BALL LOST	29/16
TOUCHDOWNS	30
Rushing	14
Passing	15
Returns	1

PASSING	Att.	Cmp	Yds	Cmp%	Yds/Att
Walsh, Dall.-N.O.	336	179	2010	53.3	5.98
Walsh, N.O.	327	175	1970	53.5	6.02
Fourcade	116	50	785	43.1	6.77
Kramer	3	1	2	33.3	0.67
Heyward	1	0	0	0.0	0.00
SAINTS	447	226	2757	50.6	6.17
OPPONENTS	534	316	3584	59.2	6.71

SCORE BY PERIODS

	1	2	3	4	OT	Total
SAINTS	54	82	48	90	0	274
OPPONENTS	30	82	76	87	0	275

SCORING

	TD-Ru-Pa-RT	PAT	FG	S	TP
Andersen	0 0 0	29/29	21/27	0	92
Mayes	7 0 0	0/0	0/0	0	42
E. Martin	0 5 0	0/0	0/0	0	30
Heyward	4 0 0	0/0	0/0	0	24
Turner	0 4 0	0/0	0/0	0	24
Brenner	0 2 0	0/0	0/0	0	12
Fenerty	2 0 0	0/0	0/0	0	12
Perriman	0 2 0	0/0	0/0	0	12
Fourcade	1 0 0	0/0	0/0	0	6
Hilliard	0 1 0	0/0	0/0	0	6
Maxie	0 0 1	0/0	0/0	0	6
Scales	0 1 0	0/0	0/0	0	6
SAINTS	14 15 1	29/30	21/27	1	274
OPP	8 21 1	30/30	21/35	1	275

SACKS: Swilling 11.0, Turnbull 9/0, Jackson 6.0, Wilks 5.5, W. Martin 4.0, Atkins 3.0, Cook 1.0, Johnson 1.0, Simmons 1.0, Mills 0.5.

SAINTS42.0
OPPONENTS20.0

RUSHING

	No.	Yds	Avg	Long	TD
Heyward	129	599	4.6	t47	4
Mayes	138	510	3.7	18	7
Fenerty	73	355	4.9	t60	2
Hilliard	90	284	3.2	17	0
Fourcade	15	77	5.1	12	1
Walsh, Dall.-N.O.	20	25	1.3	18	0
Walsh, N.O.	19	25	1.3	18	0
SAINTS	464	1850	4.0	t60	14
OPP	410	1559	3.8	35	8

RECEIVING

	No.	Yds	Avg	Long	TD
E. Martin	63	912	14.5	58	5
Perriman	36	382	10.6	29	2
Turner	21	396	18.9	t68	4
Fenerty	18	209	11.6	28	0
Heyward	18	121	6.7	12	0
Brenner	17	213	12.5	t31	2
Hilliard	14	125	8.9	20	1
Mayes	12	121	10.1	66	0
Tice	11	113	10.3	19	0
Scales	8	64	8.0	20	1
Alphin	4	57	14.3	17	0
Hill	3	35	11.7	13	0
Hilgenberg	1	9	9.0	9	0
SAINTS	226	2757	12.2	t68	15
OPP	316	3584	11.3	t51	21

	TD	TD%	Int	Int%	Long	Sack/Lost Rating
Walsh, Dall.-N.O.	12	3.6	13	3.9	58	10/ 76 67.2
Walsh, N.O.	12	3.7	13	4.0	58	10/ 76 67.5
Fourcade	3	2.6	8	6.9	t68	8/ 44 46.1
Kramer	0	0.0	1	33.3	2	2/ 11 2.8
Heyward	0	0.0	1	100.0	0	0/ 0 0.0
SAINTS	15	3.4	23	5.1	t68	20/131 59.7
OPPONENTS	21	3.9	8	1.5	t51	42/265 86.2

INTERCEPTIONS

	No.	Yds	Avg	Long	TD
Maxie	2	88	44.0	t50	1
Cook	2	55	27.5	50	0
Atkins	2	15	7.5	15	0
Thompson	2	0	0.0	0	0
SAINTS	8	158	19.8	t50	1
OPP	23	283	12.3	73	0

PUNTING

	No.	Yds	Avg	Net TB	In	Lg	B
Barnhardt	70	2990	42.7	36.2	6	20	65
SAINTS	71	2990	42.1	36.2	6	20	65
OPP	74	3024	40.9	34.9	2	18	57

PUNT RETURNS

	Ret	FC	Yds	Avg	Long	TD
V. Buck	37	8	305	8.2	33	0
Morse	8	1	95	11.9	18	0
SAINTS	45	9	400	8.9	33	0
OPP	43	12	302	7.0	24	0

Andersen: (41G, 39G, 28G, 32G) (37G) || (46G, 23G) (52G, 39N) (20G, 40N) (47G) (48N) || (38G) (43N, 20G) (43G, 50G) (48G) (50G, 43G) (30G, 40G) (51N, 48N, 41G, 24G)
OPPONENTS: (52G, 47N, 52N, 55N, 38G) (30G, 48G, 38G) (37N, 52N) (40N) (37G, 39G) (43G, 45G, 33G) (39N, 52N, 25G, 39G) (43N) || (39G) (51N, 51N) (47G) (38G, 18G) (46N, 29G, 42G, 43G) (59N, 30G) (30N, 24G)

DEFENSIVE STATS

	Tkl	Ast	Tot	Sack	Yds	Int	Yds	PD	FR	BK	FF
S. Mills	101	11	112	0.5	2			3	1		2
V. Johnson	84	18	102	1	6			3	1		2
R. Massey	65	11	76					12	2	1	
T. Cook	66	7	73	1	0	2	55	20			1
B. Maxie	58	15	73			2	88	8			
R. Jackson	49	19	68	6	39			4	7		4
G. Atkins	54	12	66	3	18	2	15	10	3		5
P. Swilling	52	11	63	11	68			1			4
B. Thompson	29	8	37			2	0	9			1
J. Wilks	29	5	34	5.5	38			1		1	
R. Turnbull	26	5	31	9	54			1	1		1
W. Martin	24	6	30	4	31			3			1
V. Buck	21	3	24					10	1		1
R. Goff	19	3	22					1	1		
M. Mack	18	0	18					4			
M. Simmons	8	1	9	1	8				1		
S. Trapilo	5	0	5								
B. Perriman	4	0	4								
G. Fenerty	3	0	3								
S. Brock	2	0	2								
F. Turner	2	0	2								
J. Tice	1	0	1								
E. Martin	1	0	1								
J. Smeenge	1	0	1								
G. Scales	1	0	1								
J. Hilgenberg	1	0	1								
B. Forde	1	0	1								
D. Hilliard	1	0	1								
S. Walsh	0	0	0								

(Totals do not include special teams tackles)



NEW ORLEANS SAINTS 1990 OFFENSE

116



Opp	1Dn	1Dn	1Dn	1Dn	3Dn	3Dn	Total	Gain/ Play	Rushing No	Yds	Avg	Passing Att	Comp	Net	Sack	Yds	Int	Fum	Lost	Pen	TD	TD	TD	PAT	PAT	FG	FG	Time		
	Tot	Rush	Pass	Pen	Made	Att	Yards														Plays	Yds	Pass	Ret	Made	Att	Made	Att	Poss	
S.F.	11	2	9	0	6	16	268	62	4.3	27	88	3.3	34	12	180	1	6	3	3	2	8	66	0	0	0	0	4	4	26:59	
@Minn.	11	4	7	0	5	15	253	59	4.3	30	118	3.9	26	10	135	3	16	4	1	1	10	66	0	0	0	0	1	1	25:56	
Phoe.	21	10	9	2	7	13	297	59	5	35	151	4.3	23	11	146	1	5	1	2	0	6	50	3	1	0	4	4	0	0	29:15
@Atl.	15	6	8	1	3	10	293	46	6.4	26	75	2.9	17	10	218	3	17	0	1	1	10	65	1	2	0	3	3	2	2	25:04
Clev.	19	5	12	2	7	14	348	61	5.7	29	89	3.1	31	18	259	1	7	1	1	0	7	76	0	3	0	2	3	1	2	34:06
@Hou.	19	4	14	1	4	12	320	59	5.4	16	61	3.8	39	22	259	4	33	1	4	2	7	72	0	1	0	1	1	1	2	28:03
Detr.	15	7	8	0	6	16	269	68	4	29	131	4.4	36	23	138	3	15	4	5	4	8	71	0	1	0	1	1	1	1	37:21
@Cin.	21	17	4	0	8	15	350	69	5.1	52	249	4.8	17	8	101	0	0	0	1	1	4	30	3	0	0	3	3	0	1	39:32
T.B.	17	13	4	0	5	10	295	52	5.7	39	211	5.4	13	7	84	0	0	1	2	1	7	49	4	1	0	5	5	0	0	29:24
@Wash.	24	5	18	1	8	12	367	63	5.8	24	93	3.9	39	23	274	0	0	3	1	1	4	31	0	2	0	2	2	1	1	29:28
Atl.	19	6	10	3	4	15	258	71	3.6	33	85	2.6	37	22	173	1	8	1	2	0	3	20	0	1	0	1	1	1	2	33:54
@Dall.	14	4	8	2	5	12	283	55	5.1	27	113	4.2	27	18	170	1	7	0	2	1	8	74	1	0	0	1	1	2	2	33:44
@Rams	9	4	5	0	5	12	218	43	5.1	16	108	6.8	26	13	110	1	7	2	2	1	8	44	1	1	1	3	3	1	1	23:22
Pitt.	12	7	5	0	5	13	195	52	3.8	26	100	3.8	26	8	95	0	0	0	1	1	6	50	0	0	0	0	0	2	2	26:18
@S.F.	12	5	6	1	2	12	194	56	3.5	25	84	3.4	30	10	110	1	10	2	0	0	6	30	0	1	0	1	1	2	2	28:27
Rams	15	8	7	0	4	12	268	56	4.8	30	94	3.1	26	11	174	0	0	0	1	0	6	35	1	1	0	2	2	2	4	29:55
Totals	254	107	134	13	84	209	4476	931	4.80	464	1850	3.98	447	226	2626	20	131	23	29	16	108	829	14	15	1	29	30	21	27	

NEW ORLEANS SAINTS 1990 DEFENSE

	1Dn		1Dn		1Dn		3Dn		3Dn		Total		Gain/		Rushing			Passing					TD			TD	TD	PAT	PAT	FG	FG	Time
	Opp	Tot	Rush	Pass	Pen	Made	Att	Yards	Plays	Play	No	Yds	Avg	Att	Comp	Net	Sack	Yds	Int	Fum	Lost	Pen	Yds	Rush	Pass	Ret	Made	Att	Made	Att	Poss	
S.F.	17		3	12	2	5	16	237	68	3.5	19	53	2.8	43	26	184	6	26	1	1	1	9	60	0	1	0	1	1	2	5	33:01	
@Minn.	17		5	11	1	6	16	310	63	4.9	33	119	3.6	26	16	191	4	21	0	1	0	4	40	0	3	0	3	3	3	3	34:04	
Phoe.	15		6	8	1	5	13	297	57	5.2	30	111	3.7	26	14	186	1	5	1	3	1	12	106	0	1	0	1	1	0	2	30:45	
@Atl.	25		6	16	3	7	14	457	76	6	32	91	2.8	44	23	366	0	0	1	2	1	7	40	1	3	0	4	4	0	1	34:56	
Clev.	20		6	10	4	6	13	238	60	4	22	81	3.7	36	18	157	2	11	0	2	1	7	50	1	1	0	2	2	2	2	25:54	
@Hou.	21		9	11	1	10	15	305	65	4.7	28	103	3.7	37	23	202	0	0	0	2	2	7	53	1	1	0	2	2	3	3	31:57	
Detr.	12		4	8	0	1	10	262	45	5.8	15	48	3.2	25	16	214	5	32	0	2	1	4	35	1	1	1	3	3	2	4	22:39	
@Cin.	13		6	7	0	2	11	261	55	4.8	20	136	6.8	32	15	125	3	13	0	2	1	2	15	0	1	0	1	1	0	1	20:28	
T.B.	15		5	8	2	6	14	199	59	3.4	27	89	3.3	26	16	110	6	44	2	3	1	4	18	1	0	0	1	1	0	0	30:36	
@Wash.	24		6	17	1	10	15	423	68	6.2	29	112	3.9	39	26	311	0	0	0	1	1	4	27	0	4	0	4	4	1	1	30:32	
Atl.	9		4	5	0	2	14	226	52	4.3	17	59	3.5	31	18	167	4	25	0	5	1	8	61	0	1	0	1	1	0	2	26:06	
@Dall.	17		7	8	2	4	9	274	52	5.3	29	113	3.9	21	15	161	2	16	0	2	1	4	35	1	1	0	2	2	1	1	27:16	
@Rams	24		4	18	2	4	14	444	78	5.7	25	103	4.1	50	31	341	3	24	2	3	2	0	0	1	1	0	2	2	2	2	36:38	
Pitt.	14		3	9	2	6	14	232	56	4.1	31	78	2.5	25	15	154	0	0	1	0	0	4	25	0	0	0	0	0	3	4	33:42	
@S.F.	21		13	8	0	7	15	334	70	4.8	29	159	5.5	37	22	175	4	33	0	4	4	6	55	1	0	0	1	1	1	2	31:33	
Rams	16		4	12	0	4	14	379	62	6.1	24	104	4.3	36	22	275	2	15	0	2	1	5	35	0	2	0	2	2	1	2	30:05	
Totals	280		91	168	21	85	217	4878	986	4.94	410	1559	3.80	534	316	3319	42	265	8	35	19	87	655	8	21	1	30	30	21	35		



117



SAINTS 1991 OPPONENTS

(All Times New Orleans Time)

ATLANTA FALCONS

National Football Conference Western Division

September 29 at Atlanta-Fulton County Stadium, Noon

November 24 at Superdome, Noon

Suwanee Road at I-85, Suwanee, Georgia 30174
President: Rankin M. Smith, Jr.
Head Coach: Jerry Glanville (second year)
Public Relations: Charlie Taylor
Office Phone: 404/945-1111
Home Stadium: Atlanta-Fulton County Stadium (1966)
Capacity: 69,643
Team Colors: Red, White, Black and Silver

CHICAGO BEARS

National Football Conference Central Division

October 27 at Superdome, Noon

Halas Hall, 250 N. Washington Rd., Lake Forest, Illinois 60045
President & CEO: Mike McCaskey
Head Coach: Mike Ditka (10th year)
Public Relations: Bryan Harlan
Office Phone: 708/295-2227
Home Stadium: Soldier Field (1924)
Capacity: 66,946
Team Colors: Navy Blue, Orange, and White

DALLAS COWBOYS

National Football Conference Eastern Division

December 8 at Texas Stadium, Noon

One Cowboys Parkway, Irving, Texas 75063
President: Jerry Jones
Head Coach: Jimmy Johnson (third year)
Public Relations: Rich Dalymphe
Office Phone: 214/556-9900
Home Stadium: Texas Stadium (1971)
Capacity: 63,855
Team Colors: Royal Blue, Metallic Silver, Blue and White

GREEN BAY PACKERS

National Football Conference Central Division

August 10 at Superdome, 7 P.M. (preseason)

1265 Lombardi Avenue, Green Bay, Wisconsin 54307
President: Bob Harlan
Head Coach: Lindy Infante (fourth year)
Public Relations: Lee Remmel
Office Phone: 414/494-2351
Home Stadium: Lambeau Field (1957)
Capacity: 57,093
Team Colors: Dark Green, Gold and White

Training Camp: Suwanee Road at I-85, Suwanee, Georgia 30174
1990 Record: 5-11, Fourth, NFC West
Scoring Leaders: Greg Davis, K, 106 (22-23 FGS, 40-40 PATs), Andre Rison, WR, 60 (10 TDs)
Rushing Leader: Mike Rozier, 163 for 717 yards, 3 TDs
Passing Leader: Chris Miller, 222-388-14, 2,735 yards, 17 TDs
Receiving Leader: Andre Rison, WR, 82 for 1,208 yards, 10 TDs

Training Camp: University of Wisconsin-Platteville, Platteville, WI 53818
1990 Record: 11-5, First, NFC Central
Scoring Leaders: Kevin Butler, K, 114 (26-27 FGS, 36-37 PATs), Neal Anderson, RB, 78 (10 TDs, 3 TDps)
Rushing Leader: Neal Anderson, 260 for 1,078 yards, 10 TDs
Passing Leader: Jim Harbaugh, 180-312-6, 2,178 yards, 10 TDs
Receiving Leaders: Brad Muster, RB, 47 for 452 yards, 0 TDs, Neal Anderson, RB, 42 for 484 yards, 3 TDs, Wendell Davis, WR, 39 for 572 yards, 3 TDs

Training Camp: St. Edward's University, Austin, Texas 78704
1990 Record: 7-9, Fourth, NFC East
Scoring Leaders: Emmitt Smith, RB (11 TDs), Ken Willis, K, 80 (18-25 FGS, 26-26 PATs)
Rushing Leader: Emmitt Smith, 241 for 937 yards, 11 TDs
Passing Leader: Troy Aikman, 226-399-18, 2,579 yards, 11 TDs
Receiving Leader: Kelvin Martin, WR, 64 for 732 yards, 0 TDs

Training Camp: St. Norbert College, DePere, Wisconsin 54115
1990 Record: 6-10, Fourth, NFC Central
Scoring Leaders: Chris Jacke, K, 97 (23-30 FGS, 28-29 PATs), Sterling Sharpe, WR, 36 (6 TDs)
Rushing Leader: Michael Haddix, 98 for 311 yards, 0 TDs
Passing Leader: Don Majkowski, 150-264-12, 1,925 yards, 10 TDs
Receiving Leader: Sterling Sharpe, WR, 67 for 1,105 yards, 6 TDs



INDIANAPOLIS COLTS

American Football Conference Eastern Division

August 17 at Hoosier Dome, 7:30 P.M. (preseason)

7001 West 56th Street, Indianapolis, Indiana 46254
President: Robert Irsay
Head Coach: Ron Meyer (fifth year)
Public Relations: Craig Kelley
Office Phone: 317/297-2658
Home Stadium: Hoosier Dome (1984)
Capacity: 60,127
Team Colors: Royal Blue, White and Silver

KANSAS CITY CHIEFS

American Football Conference Western Division

September 8 at Arrowhead Stadium, Noon

One Arrowhead Drive, Kansas City, Missouri 64129
President/General Manager: Carl Peterson
Head Coach: Marty Schottenheimer (third year)
Public Relations: Bob Moore
Office Phone: 816/922-4353
Home Stadium: Arrowhead Stadium (1972)
Capacity: 78,067
Team Colors: Red, Gold, and White

LOS ANGELES RAIDERS

American Football Conference Western Division

December 16 at Superdome, 8 P.M.

332 Center Street, El Segundo, California 90245
Managing General Partner: Al Davis
Head Coach: Art Shell (second full year)
Public Relations: Al LoCasale
Office Phone: 213/322-3451
Home Stadium: Los Angeles Memorial Coliseum (1923)
Capacity: 92,516

LOS ANGELES RAMS

National Football Conference Western Division

September 15 at Superdome, 7 P.M.
November 3 at Anaheim Stadium, 3 P.M.

2327 West Lincoln Avenue, Anaheim, California 92801
President: Georgia Frontiere
Head Coach: John Robinson (ninth year)
Public Relations: John Oswald
Office Phone: 714/535-7267
Home Stadium: Anaheim Stadium (1956)
Capacity: 69,007

Training Camp: Anderson University, Anderson, Indiana 46011
1990 Record: 7-9, Third, AFC East
Scoring Leaders: Dean Biasucci, K, 83 (17-24 FGS, 32-33 PATs), Albert Bentley, RB, 36 (4 TDs, 2 TDps), Jessie Hester, WR, (6 TDs)
Rushing Leader: Eric Dickerson, 166 for 677 yards, 4 TDs
Passing Leader: Jeff George, 181-334-13, 2,152 yards, 16 TDs
Receiving Leaders: Albert Bentley, RB, 71 for 664 yards, 2 TDs, Bill Brooks, WR, 62 for 823 yards, 5 TDs

Training Camp: University of Wisconsin-River Falls, River Falls, WI 54022
1990 Record: 11-5, Second, AFC West
Scoring Leaders: Nick Lowery, K, 139 (34-37 FGS, 37-38 PATs), Christian Okoye, RB, 42 (7 TDs)
Rushing Leader: Barry Word, 204 for 1,015 yards, 4 TDs
Passing Leader: Steve Deberg, 258-444-4, 3,444 yards, 23 TDs
Receiving Leaders: Stephon Paige, WR, 65 for 1,021 yards, 5 TDs

Training Camp: Radisson Hotel, Oxnard, California 93030
1990 Record: 12-4, First, AFC West
Scoring Leaders: Jeff Jaeger, K, 85 (15-20 FGS, 40-42 PATs), Marcus Allen, RB, 78 (12 TDs, 1 TDp)
Rushing Leaders: Bo Jackson, 125 for 698 yards, 5 TDs, Marcus Allen, 179 for 682 yards, 12 TDs
Passing Leader: Jay Schroeder, 182-334-9, 2,849 yards, 12 TDs
Receiving Leader: Mervyn Fernandez, WR, 52 for 839 yards, 5 TDs

Training Camp: University of California-Irvine, Irvine, California 92717
1990 Record: 5-11, Third, NFC West
Scoring Leaders: Cleveland Gary, RB, 90 (14 TDs, 1 TDp), Mike Lansford, K, 87 (15-24 FGS, 42-43 PATs)
Rushing Leader: Cleveland Gary, 204 for 808 yards, 14 TDs
Passing Leader: Jim Everett, 307-554-17, 3,989 yards, 23 TDs
Receiving Leader: Henry Ellard, WR, 76 for 1,294 yards, 4 TDs



MIAMI DOLPHINS

American Football Conference Eastern Division

August 24 at Joe Robbie Stadium, 7 P.M. (preseason)

Joe Robbie Stadium, 2269 N.W. 199th St., Miami, Florida 33056
President: Timothy J. Robbie
Head Coach: Don Shula (22nd year)
Public Relations: Harvey Greene
Office Phone: 305/623-6132
Home Stadium: Joe Robbie Stadium (1987)
Capacity: 73,000
Team Colors: Aqua, Coral, and White

MINNESOTA VIKINGS

National Football Conference Central Division

**August 3 at Superdome, 7 P.M. (preseason)
September 22 at Superdome, Noon**

9520 Vikings Drive, Eden Prairie, Minnesota 55344
President: Wheelock Whitney
Head Coach: Jerry Burns (sixth year)
Public Relations: Merrill Swanson
Office Phone: 612/828-6500
Home Stadium: Metrodome (1982)
Capacity: 63,000
Team Colors: Purple, Gold and White

PHILADELPHIA EAGLES

National Football Conference Eastern Division

October 13 at Veterans Stadium, Noon

Veterans Stadium, Broad St. & Pattison Ave., Philadelphia, PA 19148
President & Chief Operating Officer: Harry Gamble
Head Coach: Rich Kotite (first year)
Public Relations: Ron Howard
Office Phone: 215/463-0984
Home Stadium: Veterans Stadium (1971)
Capacity: 65,356
Team Colors: Kelly Green, Silver, and White

PHOENIX CARDINALS

National Football Conference Eastern Division

December 22 at Sun Devil Stadium, 3 P.M.

P.O. Box 888, Phoenix, Arizona 85001
President: William V. Bidwell
Head Coach: Joe Bugel (second year)
Public Relations: Paul Jensen
Office Phone: 602/967-1010
Home Stadium: Sun Devil Stadium (1958)
Capacity: 72,000
Team Colors: Cardinal Red, Black and White

Training Camp: St. Thomas University, 16400-D.N.W. 32nd Ave., Miami, Florida 33054
1990 Record: 12-4, Second, AFC East
Scoring Leaders: Pete Stoyanovich, K, 100 (21-25 FGs, 37-37 PATs), Sammie Smith, RB, 54 (8 TDs, 1 TDp)
Rushing Leader: Sammie Smith, 226 for 831 yards, 8 TDs
Passing Leader: Dan Marino, 306-531-11, 3,563 yards, 21 TDs
Receiving Leader: Mark Duper, WR, 52 for 810 yards, 5 TDs

Training Camp: Mankato State University, Mankato, Minnesota 56001
1990 Record: 6-10, Fifth, NFC Central
Scoring Leaders: Donald Igwebuike, K, 61 (14-16 FGs, 19-19 PATs), Herschel Walker, RB, 54 (5 TDs, 4 TDp), Fuad Reveiz, K, 53 (11-12 FGs, 19-20 PATs)
Rushing Leader: Herschel Walker, 184 for 770 yards, 5 TDs
Passing Leader: Rich Gannon, 182-349-16, 2,278 yards, 16 TDs
Receiving Leader: Anthony Carter, WR, 70 for 1,008 yards, 8 TDs

Training Camp: West Chester University, West Chester, PA 19382
1990 Record: 10-6, Second, NFC East
Scoring Leaders: Roger Ruzek, K, 108 (21-29 FGs, 45-48 PATs), Calvin Williams, WR, 54 (9 TDp)
Rushing Leaders: Randall Cunningham, QB, 118 for 942 yards, 5 TDs, Heath Sherman, 164 for 685 yards, 1 TD
Passing Leader: Randall Cunningham, 271-465-13, 3,466 yards, 30 TDs
Receiving Leaders: Keith Byars, RB, 81 for 819 yards, 3 TDs, Keith Jackson, TE, 50 for 670 yards, 6 TDs, Calvin Williams, WR, 37 for 602 yards, 9 TDs

Training Camp: Northern Arizona University, Flagstaff, Arizona 86011
1990 Record: 5-11, Fifth, NFC East
Scoring Leaders: Al Del Greco, K, 82 (17-27 FGs, 31-31 PATs), Johnny Johnson, RB, 30 (5 TDp)
Rushing Leader: Johnny Johnson, 234 for 926 yards, 5 TDs
Passing Leader: Timm Rosenbach, 237-437-17, 3,098 yards, 16 TDs
Receiving Leaders: Ricky Proehl, WR, 56 for 802 yards, 4 TDs, Roy Green, WR, 53 for 797 yards, 4 TDs

SAN DIEGO CHARGERS

American Football Conference Western Division

November 17 at Jack Murphy Stadium, 3 P.M.

San Diego Jack Murphy Stadium, 9449 Friars Rd., San Diego, CA 92108
Chairman of the Board/President: Alex G. Spanos
Head Coach: Dan Henning (third year)
Public Relations: Bill Johnston
Office Phone: 619/280-2111
Home Stadium: San Diego Jack Murphy Stadium (1967)
Capacity: 60,750
Team Colors: Navy Blue, White, and Gold

SAN FRANCISCO 49ERS

National Football Conference Western Division

**November 10 at Superdome, Noon
December 1 at Candlestick Park, 3 P.M.**

4949 Centennial Boulevard, Santa Clara, California 95054
President: Edward J. DeBartolo, Jr.
Head Coach: George Seifert (third year)
Public Relations: Jerry Walker
Office Phone: 408/562-4949
Home Stadium: Candlestick Park (1960)
Capacity: 65,701
Team Colors: Forty-Niners Gold and Scarlet

SEATTLE SEAHAWKS

American Football Conference Western Division

September 1 at Superdome, Noon

11220 N.E. 53rd Street, Kirkland, Washington 98033
President/General Manager: Tom Flores
Head Coach: Chuck Knox (ninth year)
Public Relations: Gary Wright
Office Phone: 206/827-9777
Home Stadium: Kingdome (1976)
Capacity: 64,984
Team Colors: Blue, Green, and Silver

TAMPA BAY BUCCANEERS

National Football Conference Central Division

October 20 at Superdome, Noon

One Buccaneer Place, Tampa, Florida 33607
President: Hugh F. Culverhouse
Head Coach: Richard Williamson (first full year)
Public Relations: Rick Odioso
Office Phone: 813/870-2700
Home Stadium: Tampa Stadium (1967)
Capacity: 74,315
Team Colors: Florida Orange, Red and White



Training Camp: University of California-San Diego, Third College, LaJolla, California 92037
1990 Record: 6-10, Fourth, AFC West
Scoring Leaders: John Carney, K, 84 (19-21 FGs, 27-28 PATs), Marion Butts, RB, 48 (8 TDp)
Rushing Leader: Marion Butts, 265 for 1,225 yards, 8 TDs
Passing Leader: Billy Joe Tolliver, 216-410-16, 2,574 yards, 16 TDs
Receiving Leader: Anthony Miller, WR, 63 for 933 yards, 7 TDs

Training Camp: Sierra Community College, Rocklin, California 95677
1990 Record: 14-2, First, NFC West
Scoring Leaders: Mike Cofer, K, 111 (24-36 FGs, 39-39 PATs), Jerry Rice, WR, 78 (13 TDp)
Rushing Leader: Dexter Carter, 114 for 460 yards, 1 TD
Passing Leader: Joe Montana, 321-520-16, 3,944 yards, 26 TDs
Receiving Leader: Jerry Rice, WR, 100 for 1,502 yards, 13 TDs

Training Camp: 11220 N.E. 53rd Street, Kirkland, Washington 98033
1990 Record: 9-7 Third, AFC West
Scoring Leaders: Norm Johnson, K, 102 (23-32 FGs, 33-34 PATs), Derrick Fenner, RB, 90 (14 TDs, 1 TDp)
Rushing Leader: Derrick Fenner, 215 for 859 yards, 14 TDs
Passing Leader: Dave Krieg, 265-448-20, 3,194 yards, 15 TDs
Receiving Leaders: John L. Williams, RB, 73 for 699 yards, 0 TDs, Tommy Kane, WR, 52 for 776 yards, 4 TDs

Training Camp: University of Tampa, 401 W. Kennedy Blvd., Tampa, FL 33606
1990 Record: 6-10, Second, NFC Central
Scoring Leaders: Steve Christie, K, 96 (23-27 FGs, 27-27 PATs), Gary Anderson, RB, 30 (3 TDs, 2 TDp), Bruce Hill, WR, 30 (5 TDp)
Rushing Leader: Gary Anderson, 166 for 646 yards, 3 TDs
Passing Leader: Vinny Testaverde, 203-565-18, 2,818 yards, 17 TDs
Receiving Leader: Mark Carrier, WR, 49 for 813 yards, 4 TDs



SAINTS SERIES RECORDS

Date	Saints	Opponents	Place	Attendance
		Atlanta Falcons (18-25-0)		
11-26-67	27	24	Home	83,437
12- 7-69	17	45	Away	51,021
9-20-70	3	14	Home	77,042
10-25-70	14	32	Away	58,850
10-24-71	6	28	Away	58,850
12-19-71	20	24	Home	75,954
10-15-72	14	21	Home	66,294
11-12-72	20	36	Away	58,850
9-16-73	7	62	Home	66,428
12-16-73	10	14	Away	58,850
9-29-74	14	13	Home	62,273
10-20-74	13	3	Away	58,850
10- 5-75	7	14	Away	29,444
11- 2-75	23	7	Home	56,614
10-10-76	30	0	Home	51,521
10-31-76	20	23	Away	34,127
11-20-77	21	20	Home	43,135
12-18-77	7	35	Away	36,895
11-12-78	17	20	Home	70,323
11-26-78	17	20	Away	55,121
9- 2-79	34	40 (OT)	Home	70,940
11-25-79	37	6	Away	42,815
10-19-80	14	41	Home	62,651
11-16-80	13	31	Away	53,871
9- 6-81	0	27	Away	57,406
11- 1-81	10	41	Home	63,637
12-12-82	0	35	Away	39,535
1- 2-83	35	6	Home	47,336
10- 9-83	19	17	Away	51,654
11- 6-83	27	10	Home	67,062
9- 2-84	28	36	Home	66,652
11-11-84	17	13	Away	40,590
10-20-85	24	31	Away	44,784
12-22-85	10	16	Home	37,717
9- 7-86	10	31	Home	67,950
12-14-86	14	9	Away	39,994
11- 1-87	38	0	Away	42,196
9-11-88	29	21	Away	48,901
12-18-88	10	9	Home	60,566
10-29-89	20	13	Home	65,153
11-19-89	26	17	Away	53,173
10- 7-90	27	28	Away	57,401
11-25-90	10	7	Home	68,629
		Buffalo Bills (2-2-0)		
11- 4-73	13	0	Home	74,770
9-21-80	26	35	Home	51,154
10-30-83	21	27	Away	49,413
12-10-89	22	19	Away	70,037
		Chicago Bears (5-8-0)		
12- 1-68	17	23	Home	78,285
12-20-70	3	24	Home	63,518
10-10-71	14	35	Away	55,049
10- 7-73	21	16	Home	56,561
10- 6-74	10	24	Away	55,753
12-21-75	17	42	Home	33,371
10- 2-77	42	24	Away	51,488
9-14-80	3	22	Away	62,523



Date	Saints	Opponents	Place	Attendance
9-19-82	10	0	Away	56,600
9-18-83	34 (OT)	31	Home	64,692
10- 7-84	7	20	Away	53,752
10-18-87	19	17	Away	46,813
1- 6-91	6	16	Away*	60,767
		Cincinnati Bengals (4-3-0)		
11-29-70	6	26	Away	59,342
9-28-75	0	21	Home	52,531
9-24-78	20	18	Away	40,455
10-25-81	17	7	Home	46,336
12- 9-84	21	24	Home	40,855
12-20-87	41	24	Away	43,424
11- 4-90	21	7	Away	60,067
		Cleveland Browns (3-8-0)		
10- 1-67	7	42	Home	77,045
9-15-68	10	24	Home	74,215
11-10-68	17	35	Away	71,025
10-12-69	17	27	Home	71,274
12-12-71	17	21	Home	72,794
11-30-75	16	17	Away	44,753
10- 8-78	16	24	Home	50,158
10-18-81	17	20	Away	76,059
10-28-84	16	14	Away	52,489
9-13-87	28	21	Home	59,900
10-14-90	25	20	Home	68,608
		Dallas Cowboys (3-14-0)		
10-15-67	10	14	Away	52,562
11-12-67	10	27	Home	83,437
11- 3-68	3	17	Home	84,728
9-28-69	17	21	Home	79,567
11- 9-69	17	33	Away	68,282
10-17-71	24	14	Home	83,088
9-24-73	3	40	Away	52,715
9-19-76	6	24	Home	61,413
11-19-78	7	27	Away	57,920
12-19-82	7	21	Away	64,506
9-25-83	20	21	Away	62,136
10-21-84	27	30 (OT)	Away	50,966
10- 3-88	20	17	Home	68,474
9-10-89	28	0	Home	66,977
12-2-90	13	17	Away	60,087
		Denver Broncos (1-4-0)		
11-22-70	6	31	Home	66,837
10-13-74	17	33	Away	51,706
11- 4-79	3	10	Away	74,482
9-15-85	23	34	Away	74,488
11-20-88	42	0	Home	68,075
		Detroit Lions (5-6-1)		
11-24-68	20	20	Away	46,152
11- 8-70	19	17	Home	66,910
11-19-72	14	27	Away	53,752
10-14-73	20	13	Home	57,810
11- 3-74	14	19	Away	49,127
11-14-76	17	16	Home	42,048
9-25-77	19	23	Away	51,458
10-21-79	17	7	Home	57,428
10-12-80	13	24	Away	78,147
9-18-88	22	14	Away	37,180
12- 3-89	14	21	Away	38,550
10-28-90	10	27	Home	64,368



Date	Saints	Opponents	Place	Attendance
		Green Bay Packers (4-11-0)		
11-17-68	7	29	Milw.	49,644
11-28-71	29	21	Milw.	48,035
12-17-72	20	30	Home	65,881
12- 2-73	10	30	Milw.	47,890
10-12-75	20	19	Home	51,371
11- 7-76	27	32	Milw.	52,936
9-18-77	20	24	Home	56,250
9-10-78	17	28	Milw.	54,336
9- 9-79	19	28	Milw.	53,184
12-13-81	7	35	Home	45,518
11- 4-84	13	23	Home	57,426
11-17-85	14	38	Milw.	52,104
9-14-86	24	10	Home	56,383
12-27-87	33	24	Home	68,364
9-17-89	34	35	Away	55,809
		Houston Oilers (3-3-1)		
10- 3-71	13	13	Away	47,966
10- 3-76	26	31	Home	51,973
12-10-78	12	17	Home	63,169
11-22-81	27	24	Away	49,581
9-30-84	27	10	Away	43,108
12-13-87	24	10	Home	68,257
10-21-90	10	23	Away	57,908
		Indianapolis Colts (2-3-0)		
12-10-67	10	30	Away	60,238
10-19-69	10	30	Home	80,636
9-30-73	10	14	Away	52,293
10-12-86	17	14	Away	53,512
12-24-89	41	6	Home	49,009
		Kansas City Chiefs (2-2-0)		
9-25-72	17	20	Home	70,793
9-26-76	27	17	Away	53,918
11-21-82	27	17	Home	39,341
9- 8-85	27	47	Home	57,760
		Los Angeles Raiders (1-3-1)		
11- 7-71	21	21	Home	83,102
11- 9-75	10	48	Away	51,764
12- 3-79	35	42	Home	65,541
10-13-85	13	23	Away	48,152
10-23-88	20	6	Home	66,249
		Los Angeles Rams (15-26-0)		
9-17-67	13	27	Home	80,879
10- 5-69	17	36	Away	54,789
11- 1-70	17	30	Home	77,861
12- 6-70	16	34	Away	66,410
9-19-71	24	20	Home	70,915
12- 5-71	28	45	Away	73,610
9-17-72	14	34	Away	66,303
11-26-72	19	16	Home	64,325
11-11-73	7	29	Away	70,358
11-25-73	13	24	Home	67,192
9-22-74	0	24	Away	64,178
11-17-74	20	7	Home	57,287
10-26-75	14	38	Away	60,771
12- 7-75	7	14	Home	39,958
10-24-76	10	16	Home	51,984
11-28-76	14	33	Away	54,906
10-16-77	7	14	Away	46,045
10-30-77	27	26	Home	59,023
10- 1-78	20	26	Home	61,654



Date	Saints	Opponents	Place	Attendance
10-22-78	10	3	Away	47,574
10- 7-79	17	35	Home	68,986
12-16-79	29	14	Away	53,879
11- 2-80	31	45	Away	59,909
11-24-80	7	27	Home	53,448
9-13-81	23	17	Home	62,063
11- 8-81	21	13	Away	61,068
9-11-83	27	30	Away	45,572
12-18-83	24	26	Home	70,148
10-14-84	10	28	Home	63,161
12- 2-84	21	34	Away	49,348
11- 3-85	10	28	Away	49,030
12- 1-85	29	3	Home	44,122
11- 9-86	6	0	Home	62,352
11-23-86	13	26	Away	58,600
10- 4-87	37	10	Home	29,745
11- 8-87	31	14	Away	43,379
10-30-88	10	12	Home	68,238
11-13-88	14	10	Away	63,305
10-22-89	40	21	Away	57,567
11-26-89	17	20 (OT)	Home	64,274
12- 9-90	24	20	Away	58,864
12-31-90	20	17	Home	68,647
		Miami Dolphins (1-4-0)		
11-15-70	10	21	Away	42,866
11-10-74	0	21	Home	74,289
9- 2-80	16	21	Away	40,946
10- 2-83	17	7	Home	66,489
12- 7-86	27	31	Home	64,761
		Minnesota Vikings (4-12-0)		
10-13-68	20	17	Home	71,105
9-27-70	0	26	Away	47,900
11-21-71	10	23	Home	83,130
11- 5-72	6	37	Away	49,784
12- 1-74	9	29	Away	48,456
11- 9-75	7	20	Home	52,765
9-12-76	9	40	Home	58,156
9- 3-78	31	24	Home	54,187
11-30-80	20	23	Home	30,936
11-15-81	10	20	Away	45,215
11-27-83	17	16	Home	59,502
11-24-85	30	23	Away	54,117
12-21-86	17	33	Away	51,209
1- 3-88	10	44	Home*	69,546
12- 4-88	3	45	Away	61,215
9-16-90	3	32	Away	56,272
*NFC Wildcard Game				
		New England Patriots (1-5-0)		
12-10-72	10	17	Home	64,889
12- 5-76	6	27	Away	53,592
12-21-80	27	38	Home	38,277
12- 4-83	0	7	Away	24,579
11-30-86	20	21	Home	58,259
11-12-89	28	24	Away	47,680
		New York Giants (6-8-0)		
10- 8-67	21	27	Away	62,670
10- 6-68	21	38	Away	62,967
11-16-69	25	24	Away	62,927
10- 4-70	14	10	Home	69,126
10- 8-72	21	45	Away	62,507
12-14-75	14	28	Away	40,150



Date	Saints	Opponents	Place	Attendance
10-29-78	28	17	Home	58,806
9-30-79	24	14	Home	51,543
9-20-81	7	20	Away	69,814
12-15-84	10	3	Away	63,739
10-27-85	13	21	Home	54,082
9-28-86	17	20	Away	72,765
11-22-87	23	14	Home	67,639
11-27-88	12	13	Home	66,526
New York Jets (2-4-0)				
12- 3-72	17	18	Away	62,496
12- 4-77	13	16	Home	40,464
12-14-80	21	20	Away	38,077
11-21-83	28	31	Home	68,606
11- 2-86	23	28	Away	44,246
10-15-89	29	14	Home	59,521
Philadelphia Eagles (7-9-0)				
11- 5-67	31	24	Home	59,596
11-19-67	21	48	Away	60,751
12- 8-68	17	29	Away	57,128
10-26-69	10	13	Away	60,568
11-30-69	26	17	Home	72,805
10-29-72	21	3	Home	65,554
10-27-74	14	10	Home	64,257
11- 6-77	7	28	Away	53,482
9-17-78	17	24	Home	49,242
9-16-79	14	26	Home	54,212
11- 9-80	21	34	Home	45,340
10-11-81	14	31	Home	52,728
12-11-83	20 (OT)	17	Away	45,182
10- 6-85	23	21	Home	56,364
9-20-87	17	27	Away	57,485
12-18-89	30	20	Home	59,218
Phoenix Cardinals (6-10-0)				
12- 3-67	20	31	Away	41,171
9-29-68	20	21	Home	79,021
10-27-68	17	31	Away	45,478
11- 2-69	51	42	Away	46,718
10-11-70	17	24	Away	45,294
12- 8-74	14	0	Home	57,152
10-23-77	31	49	Away	48,417
10- 5-80	7	40	Home	45,388
12- 6-81	3	30	Away	46,923
9-12-82	7	21	Home	58,763
9- 4-83	28	17	Home	65,225
9-23-84	34	24	Home	58,723
12- 8-85	16	28	Away	29,527
11-16-86	16	7	Away	32,069
10-11-87	19	24	Away	11,795
9-23-90	28	7	Home	61,110
Pittsburgh Steelers (5-5-0)				
10-29-67	10	14	Home	68,911
10-20-68	16	12	Away	32,303
12-15-68	24	14	Home	66,131
12-21-69	27	24	Home	72,256
11-25-74	7	28	Home	71,907
11- 5-78	14	20	Away	48,525
10- 4-81	6	20	Home	64,578
11-19-84	27	24	Home	66,005
11-29-87	20	16	Away	47,896
12-16-90	6	9	Home	68,582



Date	Saints	Opponents	Place	Attendance
San Diego Chargers (1-3-0)				
11-18-73	14	17	Away	44,356
10- 9-77	0	14	Home	53,942
12- 9-79	0	35	Home	61,059
10- 9-88	23	17	Away	42,693
San Francisco 49ers (12-29-2)				
10-22-67	13	27	Away	34,285
11-23-69	43	38	Home	71,448
10-18-70	20	20	Away	39,446
12-13-70	27	38	Home	61,940
9-26-71	20	38	Home	81,596
11-14-71	26	20	Away	45,138
10- 1-72	2	37	Home	69,840
10-22-72	20	20	Away	59,167
10-21-73	0	40	Away	52,629
12- 9-73	16	10	Home	62,490
9-15-74	13	17	Home	65,071
12-15-74	21	35	Away	49,567
10-19-75	21	35	Away	40,990
11-23-75	6	16	Home	40,328
10-17-76	3	33	Away	43,160
12-12-76	7	27	Home	42,536
11-13-77	7	10 (OT)	Home	41,564
11-27-77	17	20	Away	33,702
10-15-78	14	7	Away	37,671
12- 3-78	24	13	Home	50,068
9-23-79	30	21	Away	39,727
11-11-79	31	20	Home	65,551
9- 7-80	23	26	Home	58,621
12- 7-80	35	38 (OT)	Away	37,949
9-27-81	14	21	Away	44,433
12-20-81	17	21	Home	43,639
11-28-82	23	20	Away	51,611
10-16-83	13	32	Home	68,154
11-13-83	0	27	Away	40,022
9-16-84	20	30	Away	57,611
11-25-84	3	35	Home	65,117
9-29-85	20	17	Away	58,053
12-15-85	19	31	Home	46,065
9-21-86	17	26	Away	58,297
11- 2-86	23	10	Home	53,234
10-25-87	22	24	Home	60,497
11-15-87	26	24	Away	60,436
9- 4-88	33	34	Home	66,357
12-11-88	17	30	Away	62,977
10- 8-89	20	24	Home	60,488
11- 6-89	13	31	Away	60,667
9-10-90	12	13	Home	68,629
12-23-90	13	10	Away	60,112
Seattle Seahawks (2-2-0)				
11-21-76	51	27	Away	61,865
11-18-79	24	38	Away	60,055
11-10-85	3	27	Home	47,365
10-16-88	20	19	Away	63,569
Tampa Bay Buccaneers (9-4-0)				
12-11-77	14	33	Home	40,124
12-17-78	17	10	Away	51,209
10-14-79	42	14	Away	67,640
11-29-81	14	31	Home	62,209
12- 5-82	10	13	Home	61,709
10-23-83	24	21	Away	48,242



Date	Saints	Opponents	Place	Attendance
9- 9-84	17	13	Home	54,686
9-22-85	20	13	Home	45,320
10-19-86	38	7	Home	43,355
12- 6-87	44	34	Home	66,471
9-25-88	13	9	Home	66,671
9-24-89	10	20	Away	44,053
11-11-90	35	7	Home	67,865
Washington Redskins (4-11-0)				
9-24-67	10	30	Home	74,937
12-17-67	30	14	Away	50,486
9-22-68	37	17	Home	65,941
9-21-69	20	26	Home	73,147
12-14-69	14	17	Away	50,354
10-31-71	14	24	Away	53,041
10-28-73	19	3	Home	66,315
9-21-75	3	41	Away	54,414
10-28-79	14	10	Away	52,133
10-26-80	14	22	Away	51,375
12-26-82	10	27	Home	48,667
10- 5-86	6	14	Home	57,317
11- 6-88	24	27	Away	54,183
10- 1-89	14	16	Home	64,358
11-18-90	17	31	Away	52,573

SUPER BOWL RESULTS

1966 — Green Bay 35, Kansas City 10 at Los Angeles, Calif.
 1967 — Green Bay 33, Oakland 14 at Miami, Fla.
 1968 — New York Jets 16, Baltimore 7 at Miami, Fla.
 1969 — Kansas City 23, Minnesota 7 at NEW ORLEANS, LA. (Tulane Stadium)
 1970 — Baltimore 16, Dallas 13 at Miami, Fla.
 1971 — Dallas 24, Miami 3 at NEW ORLEANS, LA. (Tulane Stadium)
 1972 — Miami 14, Washington 7 at Los Angeles, Calif.
 1973 — Miami 24, Minnesota 7 at Houston, Texas
 1974 — Pittsburgh 16, Minnesota 6 at NEW ORLEANS, LA. (Tulane Stadium)
 1975 — Pittsburgh 21, Dallas 17 at Miami, Fla.
 1976 — Oakland 32, Minnesota 14 at Pasadena, Calif.
 1977 — Dallas 27, Denver 10 at NEW ORLEANS, LA. (Superdome)
 1978 — Pittsburgh 35, Dallas 31 at Miami, Fla.
 1979 — Pittsburgh 31, Los Angeles Rams 19 at Pasadena, Calif.
 1980 — Oakland 27, Philadelphia 10 at NEW ORLEANS, LA. (Superdome)
 1981 — San Francisco 26, Cincinnati 21 at Pontiac, Mich.
 1982 — Washington 27, Miami 17 at Pasadena, Calif.
 1983 — L.A. Raiders 38, Washington 9 at Tampa, Fla.
 1984 — San Francisco 38, Miami 16 at Palo Alto, Calif.
 1985 — Chicago 46, New England 10 at NEW ORLEANS, LA. (Superdome)
 1986 — New York Giants 39, Denver 20 at Pasadena, Calif.
 1987 — Washington 42, Denver 10 at San Diego, Calif.
 1988 — San Francisco 20, Cincinnati 16 at Miami, Fla.
 1989 — San Francisco 55, Denver 10 at NEW ORLEANS, LA. (Superdome)
 1990 — N.Y. Giants 20, Buffalo 19 at Tampa, Fla.



SAINTS HISTORY

1966

Nov. 1 — National Football League Franchise awarded to New Orleans on All Saints Day.
Dec. 15 — John W. Mecom, Jr. becomes majority stockholder-president of NFL's 16th franchise.
Dec. 22 — Vic Schwenk appointed director of player personnel and becomes first major employee hired by New Orleans franchise.

1967

Jan. 9 — Named New Orleans' professional football team Saints.
Jan. 27 — Former Ole Miss and Rams kicker Paige Cothren first player signed.
Feb. 9 — Saints select 42 players in NFL expansion draft.
Mar. 8 — First season ticket drive launched and Saints sell 20,000 first day and 33,400 before first league game.
Mar. 14 — Saints make fullback Les Kelley of Alabama top choice in common draft.
July 1 — Seventy-six players (mostly rookies) report for first training camp at California-Western University in San Diego.
July 6 — Former Green Bay fullback great Jim Taylor signs with Saints.
July 8 — Veterans report to training camp.
July 25 — Bert Rose appointed executive vice-president and general manager.
Aug. 2 — Saints lose first preseason game to Los Angeles, 16-7 before 26,364 at Anaheim, Calif.
Aug. 12 — Saints score first preseason victory by beating St. Louis 23-14 before crowd of 25,500 at Shreveport, La.
Sep. 9 — Saints record first preseason victory in New Orleans downing Atlanta 27-14 before 67,486. Victory gave Saints 5-1 preseason record, best ever for first-year expansion team.
Sep. 17 — Saints open season losing to Los Angeles 27-13 after rookie John Gilliam returned opening kickoff 94 yards for a touchdown.
Nov. 5 — Saints earn first NFL victory beating Philadelphia 31-24 as Walt Roberts scores three touchdowns at Tulane Stadium.
Dec. 17 — Saints defeat Washington 30-14 as rookie Danny Abramowicz scores two touchdowns. Saints wind up with 3-11 record and equal win output for first-year expansion team. Cornerback Dave Whitsell's 10 interceptions tie for best in NFL and earn UPI Comeback Player of the Year honors along with second-team All-Pro recognition and invitation to Pro Bowl.

1968

Mar. 29 — Vic Schwenk replaces Bert Rose as general manager.
July 7 — Wide receiver Dave Parks signs with Saints after playing out option at San Francisco.
July 26 — Kevin Hardy, plus no. 1 draft choice of 1969, awarded to 49ers as compensation for signing Parks.
Sep. 10 — Jim Taylor announces retirement.
Nov. 3 — Saints lose to Dallas 17-3 before home-record crowd of 84,728 at Tulane Stadium.
Dec. 15 — Saints defeat Pittsburgh 24-14 in season's windup to emerge with 4-9-1 record and third-place finish in Century Division. Saints' two-year record of 7-20-1, best ever for an expansion team. Defensive tackle Dave Rowen named to play in Pro Bowl.

1969

Oct. 5 — Saints' Tom Dempsey kicks 55-yard field goal against Rams at Los Angeles. Kick was NFL's longest that season and one yard short of pro football record.
Nov. 2 — Saints snap six-game losing streak at St. Louis, 51-42. Game set NFL record of most total touchdowns in one game via passing with Bill Kilmer and Charlie Johnson connecting on six apiece. Five other Saints records set: most first downs (26), most total offensive yards (508), most passing yards (354), most points (51) and most PATs (6).



- Nov. 16 —** Tom Dempsey sets Saints record with 4 field goals against Giants in New York, scoring fourth with 11 seconds left to pull out 25-24 victory. Win began three-game Saints victory streak as New Orleans also downed San Francisco 43-38 and Philadelphia 26-17.
- Dec. 21 —** Saints close third season with 27-24 victory over Pittsburgh to bring record to 5-9. Dan Abramowicz wins NFL receiving championship with 73 catches for 1,015 yards and 7 TDs and All-NFL honors. Saints continue to hold NFL expansion team winning record with three-year report of 12-29-1. Defensive end Doug Atkins retires after 17-year career, wins second-team all-Pro honors. Tom Dempsey, Jake Kupp, Tony Baker and Andy Livingston tapped for Pro Bowl with entire Saints coaching staff.

1970

- Jan. 16 —** In realignment of National Conference, Saints form Western Division with Los Angeles, San Francisco and Atlanta.
- Nov. 3 —** J.D. Roberts replaces Tom Fears and becomes the second head coach in Saints history.
- Nov. 8 —** Tom Dempsey kicks 63-yard field — longest in NFL history — on final play to defeat Detroit 19-17.

1971

- Jan. 28 —** Saints draft quarterback Archie Manning of Mississippi in first round after trading quarterback Bill Kilmer to Washington for linebacker Tom Rousel plus 4th and 8th round picks in 1972 draft.
- Aug. 11 —** Louisiana Superdome construction begins.
- Sep. 19 —** Saints upset Rams in season's opener in New Orleans 24-20. Rookie Archie Manning makes first regular season start and runs for one-yard touchdown on final play after hitting 16 of 29 passes for 218 yards and another touchdown.
- Oct. 17 —** Archie Manning rushes for two touchdowns as Saints defeat Cowboys 24-20 before 83,088 at New Orleans. Cowboys went on to win Super Bowl.

1972

- Jan. 7 —** Richard F. Gordon, Jr. retires from U.S. Naval aerospace program and is appointed executive vice-president of Saints.

1973

- Jan. 29 —** Saints trade no. 1 draft choice to Baltimore for defensive end Billy Newsome and 4th-round draft choice (linebacker Jim Merlo).
- Aug. 26 —** John North replaces J.D. Roberts and becomes Saints' third head coach.
- Nov. 4 —** Saints score first shutout ever by blanking Buffalo 13-0 in New Orleans. Saints hold O.J. Simpson to 79 yards on 20 rushes as he headed to 2,003-yard season.
- Dec. 16 —** Saints finish 5-9, tying best season ever for club.

1974

- Dec. 14 —** Saints again finish 5-9, tying best mark in their history.

1975

- Aug. 3 —** Louisiana Superdome is dedicated.
- Aug. 9 —** Saints play Houston before 72,434 in first football game in Superdome. Saints lose, 13-7.
- Sep. 28 —** Saints lose to Cincinnati 21-0 before 52,531 in first National Football League game at Superdome.
- Oct. 27 —** John North is replaced as head coach by Ernie Hefferle, director of pro personnel, on interim basis.
- Nov. 2 —** Saints beat Atlanta 23-7 in Ernie Hefferle's first game.



1976

- Jan. 20 —** Saints hire Hank Stram as fourth head coach in club's history.
- Nov. 21 —** Saints beat Seahawks at Seattle 51-27 to tie club record for most points scored in one game.

1977

- Oct. 30 —** Saints upset Los Angeles 27-26 at Superdome on faked field goal pass from Tom Blanchard to Elois Grooms.
- Dec. 18 —** Saints season rushing and touchdown records fall to Chuck Muncie with 811 yards and Henry Childs with nine touchdowns.

1978

- Feb. 6 —** Dick Nolan is appointed head coach to replace Hank Stram. In other key front office moves, Eddie Jones is named executive vice-president and Harry Hulmes vice-president of player personnel.
- June 11 —** Archie Manning wins Byron (Whizzer) White Award for contributions to his team, community and country.
- Oct. 22 —** Saints upset Rams 10-3 for first ever win at Los Angeles Coliseum.
- Dec. 3 —** Saints beat 49ers 24-13 at Superdome to become first New Orleans team to win six games.
- Dec. 17 —** Saints end best season with 7-9 record after win at Tampa Bay 17-10. Quarterback Archie Manning named Player of the Year and MVP in National Conference and selected to play in Pro Bowl.

1979

- June 5 —** Saints move administrative office from Lee Circle to Superdome.
- Oct. 14 —** Saints score 42 points in second half in 42-14 win at Tampa Bay. Scores came on six successive possessions in offensive masterpiece.
- Oct. 28 —** Saints tie club record of three consecutive wins and move into undisputed first place in NFC Western Division with 14-10 win at Washington. Saints stopped Redskins 18 times with goal to go and 7 times within two-yard line.
- Dec. 3 —** Chuck Muncie rushes for 128 yards to become first Saint to surpass 1,000-yard milestone en route to 1,198-yard season. Saints, alas, saw 35-14 lead disappear in 42-35 loss to Oakland in Monday night TV game at Superdome.
- Dec. 16 —** Saints end season 8-8, most successful in their history by beating Super Bowl-bound Rams 29-14 in last game for Rams at Coliseum.
- Dec. 20 —** Steve Rosenbloom is introduced as new executive vice-president and general manager of Saints at Superdome news conference.

1980

- Jan. 27 —** Chuck Muncie is selected MVP as NFC scores 37-27 win in Pro Bowl. Saints also represented well by Archie Manning, Tommy Myers, Wes Chandler and Henry Childs.
- Nov. 24 —** Saints lose to Los Angeles, 27-7 in Monday night game at Superdome. Head coach Dick Nolan is relieved of his duties following the game. Dick Stanfel is named interim head coach.
- Dec. 14 —** Saints end 14-game losing streak, longest in team history, by beating Jets 21-20 in snowstorm at Shea Stadium.

1981

- Jan. 20 —** General manager Steve Rosenbloom and vice-president of player personnel Dick Steinberg resign.
- Jan. 22 —** O.A. (Bum) Phillips is announced as head coach.
- Jan. 26 —** Assistant to the president Fred Williams is appointed Saints' chief administrator.
- Apr. 28 —** Saints select running back George Rogers, 1980 Heisman Trophy winner, with first overall choice in NFL draft.
- Oct. 12 —** John Mecom, Sr., father of Saints owner John, Jr. and key figure in team history, dies at age 70 in Houston, Texas.



- Nov. 8 —** Saints defeat NFC West rival Los Angeles 21-13 at Anaheim Stadium to sweep Rams home-and-away for first time in Saints franchise history.
- Dec. 20 —** George Rogers gains 107 yards in 21-17 loss to San Francisco and becomes 1981 NFL rushing champion and all-time NFL rookie rusher with 1,674 yards for season.

1982

- Jan. 20 —** George Rogers appears for NFC squad in Pro Bowl in Honolulu, Hawaii.
- Feb. 17 —** Eddie Jones is named Saints president, head coach O.A. (Bum) Phillips is named general manager in addition to coaching title.
- Sep. 17 —** Veteran quarterback Archie Manning is traded to Houston Oilers for tackle Leon Gray.
- Sep. 19 —** Ken Stabler leads Saints to 10-0 shutout of Chicago Bears, the first road shutout in team history. Saints defense ranks no. 1 in NFL.
- Sep. 20 —** National Football League Players Association announces that NFL players are on strike following Monday night game.
- Sep. 23 —** NFL announces that scheduled Thursday night game will not be played. Announcement marks that first in an eight-week succession of similar announcements.
- Nov. 21 —** NFL games resume. Saints defeat Kansas City 27-17 before a crowd of 39,341 at Superdome.
- Dec. 19 —** Halfback George Rogers gains 166 yards rushing at Dallas, the top individual performance in NFL and Saints single-game record.

1983

- Jan. 2 —** Saints defeat Atlanta, 35-6 in rescheduled game that concludes nine-game season with 4-5 record. Saints narrowly miss playoffs in complicated labyrinth of tie-breakers.
- Feb. 6 —** Halfback George Rogers is in Honolulu for second successive Pro Bowl appearance.
- July 30 —** Saints appear in Hall of Fame game for the second time in franchise history. Pittsburgh Steelers win game at Canton, Ohio 27-14.
- Sep. 4 —** Halfback George Rogers sets team single-game record by rushing for 206 yards (24 carries) in 28-17 opening day win over St. Louis at the Superdome. Game marks third opening-day victory in team history.
- Sep. 18 —** Saints defeat Chicago Bears 34-31 at Superdome in overtime for first sudden-death victory in franchise history.
- Dec. 18 —** Saints host Los Angeles Rams at Superdome with franchise's first winning season and playoff berth on the line. Rams kick field goal with six seconds remaining for 26-24 victory. Saints finish season with NFC's no. 1 defense overall, and NFL's no. 1 defense against the pass, both franchise firsts. Final 8-8 record ties best season in franchise history (1979).

1984

- Jan. 29 —** Linebacker Rickey Jackson represents Saints in NFC-AFC Pro Bowl in Honolulu, Hawaii.
- Feb. 18 —** Saints acquire veteran quarterback Richard Todd from the New York Jets in exchange for the Saints' no. 1 choice in the 1984 NFL draft.
- Oct. 9 —** Saints acquire RB Earl Campbell from Houston for Saints' first-round draft choice in 1985.
- Oct. 22 —** Quarterback Ken Stabler retires.
- Nov. 19 —** Saints record first-ever win on prime time with 27-24 Monday night victory over Pittsburgh Steelers in Superdome.
- Nov. 26 —** Saints owner John W. Mecom, Jr. announces that the Saints are for sale for the non-negotiable price of \$75 million.



1985

- Jan. 27 —** Linebacker Rickey Jackson, defensive end Bruce Clark and punter Brian Hanse represent Saints at NFC-AFC Pro Bowl at Honolulu, Hawaii. Jackson made his second consecutive appearance in the game.
- Feb. 14 —** Negotiations for the sale of the Saints between John Mecom and A.N. Pritzker break off, thrusting Tom Benson, negotiating in a secondary position for several weeks, to the forefront.
- Mar. 12 —** Benson reaches agreement with Mecom for the sale of the Saints, dependent on state aid.
- Apr. 26 —** Saints trade George Rogers and picks no. 5, 10 and 11 in 1985 draft to Washington for Redskins' no. 1 draft choice.
- May 31 —** Ownership is transferred from Mecom to Benson for the sale price of \$70.204 million. Tom Benson will hold the position of managing general partner of the Saints.
- Nov. 25 —** Head coach Bum Phillips resigns. President Eddie Jones, director of football operations Pat Peppier and offensive coordinator King Hill resign. Defensive coordinator Wade Phillips is named interim head coach.

1986

- Jan. 14 —** Jim Finks is named president/general manager. Finks also joins in franchise ownership.
- Jan. 22 —** Wade Phillips and assistant coaches are released.
- Jan. 28 —** Jim Mora is named head coach.
- May 1 —** Director of scouting Joe Woolley and scout Bobby Baldwin are released. Restructuring of scouting department begins with Bill Kuharich as director of player personnel.
- June 19 —** Tom Benson announces new uniform design featuring Fleur de Lis logo inside State of Louisiana on the jersey and the pants.
- July 19 —** Training Camp opens at Southeastern Louisiana University, Hammond.
- Aug. 18 —** Running back Earl Campbell announces his retirement.
- Sep. 21 —** Mel Gray breaks team record with 101-yard kickoff return for TD at San Francisco. Return was Saints' first for score since 1977.
- Sep. 28 —** Saints take 17-0 first-half lead on New York Giants, only to falter in the second half and lose, 20-17. Giants went on to win Super Bowl.
- Nov. 9 —** Saints record fifth shutout in history, holding Rams' Eric Dickerson to 57 yards, nine in the second half, in 6-0 win. The victory evened the Saints' mark at 5-5 after 1-4 start.
- Dec. 7 —** Rueben Mayes broke team's single-game rushing record of 206 yards with 207 vs. Miami, but his final gain was called back along with winning TD. Saints lost 31-27 thriller as Mayes finished with 203 rushing yards.
- Dec. 21 —** Saints have chance for .500 record for only third time in history. But Vikings parlayed 30-3 halftime lead into 33-17 victory, leaving Jim Mora's first Saints team with 7-9 mark. RB Rueben Mayes finished year with 1,353 yards rushing, fourth in NFL and is named consensus Rookie of the Year. Mayes is named to Pro Bowl along with Rickey Jackson and Morten Andersen.

1987

- May 1 —** Construction begins on first of three phases of improvements to the Superdome. The improvements to the state-run Superdome are being paid for completely with private funding. The first phase, a group of 28 loge suites, will be completed in time for use by the 1987 season. Other phases are targeted for construction in the near future.
- July 25 —** Rookies report to training camp at Southeastern Louisiana University.
- Aug. 17 —** Fullback Hokie Gajan, attempting to come back from a 1985 knee injury, retires following an injury to his other knee. Gajan joins the Saints' player personnel department as a scout.
- Sep. 13 —** Saints set team record with two safeties in a game as they open the season with a 28-21 win over the Cleveland Browns. Rueben Mayes opens the season with a 147-yard rushing effort in a 21-17 win over the Browns.



- Sep. 21 —** NFL Players Association announces that players will be on strike following Monday night game.
- Sep. 22 —** While players clear out their lockers, Saints personnel are preparing for games that will be played during the strike period with non-union personnel.
- Sep. 24 —** NFL announces that games scheduled for the weekend of Sept. 27-28 will not be played, but games will resume the following weekend.
- Oct. 4 —** Saints defeat Rams, 37-10 in Superdome before 29,745 fans in first replacement game. Saints QB John Fourcade, a New Orleans native, leads team to the win with two TD passes.
- Oct. 15 —** Players' Association announces that strike is over, but not in time to play the coming weekend's games.
- Oct. 18 —** Saints beat Chicago, 19-17 on four Florian Kempf field goals. The Saints replacements posted a 2-1 record.
- Oct. 19 —** Regular players return to practice; bulk of replacement players return home. Several are retained.
- Oct. 25 —** Saints fall to San Francisco, 24-22 in Superdome thriller. Following the game, Jim Mora makes his highly-publicized "coulda, woulda, shoulda" proclamation to media.
- Nov. 1 —** On the franchise's 22nd birthday, Saints post largest margin of victory in team history, whitewashing Atlanta, 38-0. Win is the first in a team-record nine consecutive triumphs to close out the season.
- Nov. 29 —** Saints hold on with two magnificent goal-line stands in the final quarter to defeat Pittsburgh, 20-16. Win ensured Saints' first-ever winning record.
- Dec. 6 —** Saints beat Tampa Bay, 44-34 to lock up team's first playoff appearance.
- Dec. 13 —** Saints win seventh straight, 24-10 over Houston, to lock up a host position in the NFC wild card game.
- Dec. 20 —** Down 24-3 in the second quarter, Saints rally behind backup quarterback Dave Wilson for 31-24 win, the biggest come-from-behind effort in Saints history.
- Dec. 27 —** Saints beat Green Bay, 33-24 to finish season with 12-3 record, and must wait for San Francisco to play that night to determine whether the Saints would win the NFC West and have the home field advantage throughout the playoffs, or host the NFC wild card game. The 49ers won, relegating the Saints to the wild card host role.

1988

- Jan. 3 —** Saints jump out to 7-0 lead, but hot Vikings led 31-10 at halftime enroute to 44-10 win over Saints in the NFC wild card game. RB Rueben Mayes sustained torn ligaments in his knee, requiring surgery. After the game, Jim Mora said, "I'm proud of what we've accomplished this year. But we expect to do better next time."
- Six Saints, K Morten Andersen, TE Hoby Brenner, G Brad Edelman, RB Rueben Mayes, LB Sam Mills, CB Dave Waymer, were tabbed for the AFC-NFC Pro Bowl in Honolulu. For the second consecutive season, Mayes missed the game. Six is the most Saints players ever selected to play in the game.
- President/general manager Jim Finks was honored as the NFL executive of the year, and head coach Jim Mora was named the NFL coach of the year by every voting body.
- Apr. 21 —** Head coach Jim Mora signs new five-year contract with Saints, a revision of his original contract which had two remaining seasons.
- July 16 —** Rookies and free agents report to Saints' first training camp at University of Wisconsin-La Crosse.
- Nov. 20 —** Saints score biggest win in team history in 42-0 win over Denver. Win clinched Saints' second consecutive winning season.
- Dec. 11 —** At Candlestick Park, Saints saw chances for first-ever NFC West championship disappear in 30-17 loss to San Francisco. 49ers went on to win Super Bowl XXIII.

1989

- Jan. 29 —** Kicker Morten Andersen, linebacker Sam Mills and wide receiver Eric Martin represent Saints in NFC-AFC Pro Bowl in Honolulu. NFC won 34-3.



- Feb. 1 —** Plan B free agency goes into effect. In protecting 37 players, Saints leave 21 others subject to offers from NFL clubs. In the two-month period, Saints lose eight players while signing three.
- Mar. 22 —** NFL Commissioner Pete Rozelle announces his retirement at the league meetings in Palm Springs, California. Rozelle had presided over the league for 29 years.
- June 2-4 —** In a football first, the Who Dat! Fan Club held its first convention at the Hyatt. A club of over 12,000 Saints fans, the convention was attended by more than 1,000 of the club's constituency.
- July 6 —** NFL owners meet in Chicago for a first vote for a successor to Pete Rozelle. Saints president/general manager Jim Finks, the only candidate, falls just short of election.
- Sep. 10 —** Saints score only opening-day shutout in team history with 28-0 win over Dallas in Superdome.
- Oct. 26 —** Meeting in Cleveland, NFL owners select lawyer Paul Tagliabue to succeed Pete Rozelle as league commissioner.
- Nov. 20 —** Commissioner Tagliabue appoints Saints president/general manager Jim Finks as chairman of the NFL competition committee, the group charged with the formulation of football-related rules and regulations.
- Dec. 3 —** Saints lose to Detroit, 21-14, effectively eliminating them from playoff contention. Starting quarterback Bobby Hebert is removed from the game, and replaced by John Fourcade.
- Dec. 10 —** Starting for the first time in non-replacement play, John Fourcade conquers the snow and the Buffalo Bills in leading the team to a 22-19 win. Bills' loss cost them the home-field advantage in AFC playoffs.
- Dec. 18 —** On Monday night, Fourcade leads Saints to 30-20 win over Eagles in Superdome. The loss cost Philadelphia the NFC East title.
- Dec. 24 —** A rousing 41-6 win over Indianapolis secured a 9-7 record, the Saints' third consecutive winning season. The Colts' loss eliminated them from the playoffs. Running back Dalton Hilliard, along with linebackers Vaughan Johnson were selected to represent the Saints in the Pro Bowl. Tackle Kevin Haverdink and cornerback Robert Massey were named to a number of all-rookie teams.

1990

- Feb. 23 —** Saints announce preseason schedule, which includes participation in American Bowl '90, played in Wembley Stadium in London, England. Saints and Raiders face off August 5.
- Feb. 27 —** NFL announces new schedule format, calling for each team to play 16 games in 17 weeks. Each division will have one off week in 1990 and 1991. Under the new format, the 1992 season will feature 16 games in 18 weeks.
- Mar. 1 —** The NFL announces the addition of additional wild card teams to the playoff format effective in 1990. Each conference will now have a six-team playoff system ending with Super Bowl XXV in Tampa.
- Mar. 11 —** NFL owners approve new television contract, which includes the addition of Turner Network Television, and eight more prime-time games per season.
- Apr. 1 —** The second season of Plan B free agency ends with the Saints losing ten players, signing two.
- July 29 —** Saints plane leaves New Orleans and Minneapolis bound for London for American Bowl game against the Raiders. Saints and Raiders face each other twice on practice during the week leading up to the game.
- August 5 —** Saints beat Raiders, 17-10 in American Bowl in London's Wembley Stadium.
- Sep. 25 —** Saints trade nos. 1 and 3 draft choices in 1991 and conditional no. 2 draft choice to Dallas for quarterback Steve Walsh.
- Sep. 30 —** Saints and NFC West opponents are idle in NFL's first open weekend, a function of the new scheduling format.
- Oct. 14 —** Steve Walsh throws for 243 yards and three TDs in 25-20 Saints win over Cleveland. Walsh came into the game in a reserve role.
- Oct. 21 —** Walsh makes first start as Saint, team loses 23-10 decision at Houston. RB Dalton Hilliard, the NFL's leading TD scorer in 1989, is lost for the regular season with a knee injury.



Dec. 31 —

On New Year's Eve, a national television audience saw the Saints kick a last-second field goal to even their record at 8-8, reaching the .500 mark for the first time all season. More importantly, the win gave them the final NFC playoff berth and a game against Chicago the following week.

1991

Jan. 6 —

Bears defeat Saints 16-6 in NFC wild card game in Soldier Field. Game is team's second playoff game in history, first on the road. Linebackers Vaughan Johnson and Pat Swilling represent the team in the AFC-NFC Pro Bowl, along with kicker Morten Andersen. DE Renaldo Turnbull ended the season leading NFC rookie defenders with eleven sacks. He is named to a number of all-rookie teams.

Apr. 1 —

The third season of Plan B free agency concludes with Saints signing five players while losing three.

ON THE ROAD WITH THE SAINTS

TEAM	HOTEL	PHONE #
Indianapolis	Hyatt Regency-Indianapolis	(317) 632-1234
Miami	Ft. Lauderdale Airport Hilton	(305) 920-3300
Kansas City	Hyatt Regency-Crown Center	(816) 421-1234
Atlanta	Atlanta Marriott Marquis	(404) 521-0000
Philadelphia	Hyatt Cherry Hill	(609) 662-1234
L.A. Rams	Anaheim Marriott	(714) 750-8000
San Diego	Mission Valley Marriott	(619) 692-3800
San Francisco	The Westin Hotel	(415) 692-3500
Dallas	The Summit	(214) 243-3363
Phoenix	The Pointe on South Mountain	(602) 438-9000



SAINTS ALL-TIME RESULTS

*Home Game

1967 (3-11) Coach: Tom Fears 4th place, Capitol Division

Saints	Opp.
* Los Angeles (80,879).....13	27
* Washington (74,937).....10	30
* Cleveland (77,045).....7	42
New York Giants (62,670).....21	27
Dallas (52,562).....10	14
San Francisco (34,285).....13	27
* Pittsburgh (68,911).....10	14
* Philadelphia (59,596).....31	24
* Dallas (83,437).....10	27
Philadelphia (60,751).....21	48
* Atlanta (83,437).....27	24
St. Louis (41,171).....20	31
Baltimore (60,238).....10	30
Washington (50,486).....30	14
	233
	379

1968 (4-9-1) Coach: Tom Fears 3rd place, Century Division

Saints	Opp.
* Cleveland (74,215).....10	24
* Washington (65,941).....37	17
* St. Louis (79,021).....20	21
New York Giants (62,967).....21	38
* Minnesota (71,105).....20	17
Pittsburgh (32,303).....16	12
St. Louis (45,478).....17	31
* Dallas (84,728).....3	17
Cleveland (71,025).....17	35
Green Bay (Milw. 49,644).....7	29
Detroit (46,152).....20	20
* Chicago (78,285).....17	23
Philadelphia (57,128).....17	29
* Pittsburgh (66,131).....24	14
	246
	327

1969 (5-9) Coach: Tom Fears 3rd place, Capitol Division

Saints	Opp.
* Washington (73,147).....20	26
* Dallas (79,567).....17	21
Los Angeles (54,879).....17	36
* Cleveland (71,274).....17	27
* Baltimore (80,636).....10	30
Philadelphia (60,658).....10	13
St. Louis (46,718).....51	42
Dallas (62,282).....17	33
New York Giants (62,927).....25	24
* San Francisco (71,448).....43	38
* Philadelphia (72,805).....26	17
Atlanta (57,021).....17	45
Washington (50,354).....14	17
* Pittsburgh (72,256).....27	24
	311
	393

1970 (2-11-1) Coach: Tom Fears (7 games) J.D. Roberts (7 games) 4th place, NFC West

Saints	Opp.
* Atlanta (77,042).....3	14
Minnesota (47,900).....0	26
* New York Giants (69,126).....14	10
St. Louis (45,294).....17	24
San Francisco (39,446).....20	20
Atlanta (58,850).....14	32
* Los Angeles (77,861).....17	30
* Detroit (66,910).....19	17
Miami (42,866).....10	21
* Denver (66,837).....6	31
Cincinnati (59,342).....6	26
Los Angeles (66,410).....16	34
* San Francisco (61,940).....27	38
* Chicago (63,518).....3	24
	172
	347

1971 (4-8-2) Coach: J.D. Roberts 4th place, NFC West

Saints	Opp.
* Los Angeles (70,915).....24	20
* San Francisco (81,596).....20	38
Houston (47,966).....13	13
Chicago (55,049).....14	35
* Dallas (83,088).....24	14
Atlanta (58,850).....6	28
Washington (53,041).....14	24
* Oakland (83,102).....21	21
San Francisco (45,138).....26	20
* Minnesota (83,130).....10	23
Green Bay (Milw. 48,130).....29	21
Los Angeles (73,610).....28	45
* Cleveland (72,794).....17	21
* Atlanta (75,954).....20	24
	266
	347

1972 (2-11-1) Coach: J.D. Roberts 4th place, NFC West

Saints	Opp.
Los Angeles (66,303).....14	34
* Kansas City (70,793).....17	20
* San Francisco (69,840).....2	37
New York Giants (62,507).....21	45
* Atlanta (66,294).....14	21
San Francisco (59,167).....20	20
* Philadelphia (65,554).....21	3
Minnesota (49,784).....6	37
Atlanta (58,850).....20	36
Detroit (53,752).....14	27
* Los Angeles (64,325).....19	16
New York Jets (62,496).....17	18
* New England (64,889).....10	17
* Green Bay (65,881).....20	30
	215
	361


1973 (5-9) Coach: John North
3rd place, NFC West

Saints	Opp.
*Atlanta (66,428).....	7 62
Dallas (52,715).....	3 40
Baltimore (52,293).....	10 14
*Chicago (56,561).....	21 16
*Detroit (57,810).....	20 13
San Francisco (52,629).....	0 40
*Washington (66,315).....	19 3
*Buffalo (74,770).....	13 0
Los Angeles (70,358).....	7 29
San Diego (44,356).....	14 17
*Los Angeles (67,192).....	13 24
Green Bay (Milw. 47,890).....	10 30
*San Francisco (62,490).....	16 10
Atlanta (58,850).....	10 14
	163 312

1974 (5-9) Coach: John North
3rd place, NFC West

Saints	Opp.
*San Francisco (65,071).....	13 17
Los Angeles (64,178).....	0 24
*Atlanta (62,273).....	14 13
Chicago (55,753).....	10 24
Denver (51,706).....	17 33
Atlanta (58,850).....	13 3
*Philadelphia (64,257).....	14 10
Detroit (49,127).....	14 19
*Miami (74,289).....	0 21
*Los Angeles (57,287).....	20 7
*Pittsburgh (71,907).....	9 29
Minnesota (48,456).....	14 0
*St. Louis (57,152).....	21 35
San Francisco (49,567).....	166 263

1975 (2-12) Coach: John North (6 games)
Ernie Hefferle (8 games)
4th place, NFC West

Saints	Opp.
Washington (54,414).....	3 41
*Cincinnati (52,531).....	0 21
Atlanta (29,444).....	7 14
*Green Bay (51,371).....	20 19
San Francisco (40,990).....	21 35
Los Angeles (60,771).....	14 38
*Atlanta (56,614).....	23 7
Oakland (51,764).....	10 48
*Minnesota (62,765).....	7 20
*San Francisco (40,328).....	6 16
Cleveland (44,753).....	16 17
*Los Angeles (39,358).....	7 14
New York Giants (40,150).....	14 28
*Chicago (33,371).....	17 42
	165 360

1976 (4-10) Coach: Hank Stram
3rd place, NFC West

Saints	Opp.
*Minnesota (58,156).....	9 40
*Dallas (61,413).....	6 24
Kansas City (53,918).....	27 17
*Houston (51,973).....	26 31
*Atlanta (51,521).....	30 0
San Francisco (43,160).....	3 33
*Los Angeles (51,984).....	10 16
Atlanta (34,127).....	20 23
Green Bay (Milw. 52,936).....	27 32
*Detroit (42,048).....	17 16
Seattle (61,865).....	51 27
Los Angeles (54,906).....	14 33
New England (53,592).....	6 27
*San Francisco (42,536).....	7 27
	253 346

1977 (3-11) Coach: Hank Stram
4th place, NFC West

Saints	Opp.
*Green Bay (56,548).....	20 24
Detroit (51,548).....	19 23
Chicago (51,488).....	42 24
*San Diego (53,942).....	0 14
Los Angeles (46,045).....	7 14
St. Louis (48,417).....	31 49
*Los Angeles (59,023).....	27 26
Philadelphia (53,482).....	7 28
*San Francisco (41,564).....	7 (OT) 10
*Atlanta (43,135).....	21 20
San Francisco (33,702).....	17 20
*New York Jets (40,464).....	13 16
*Tampa Bay (40,124).....	14 33
Atlanta (36,895).....	7 35
	232 336

1978 (7-9) Coach: Dick Nolan
3rd place, NFC West

Saints	Opp.
*Minnesota (54,187).....	31 24
Green Bay (Milw. 54,336).....	17 28
*Philadelphia (49,242).....	17 24
Cincinnati (40,455).....	20 18
*Los Angeles (61,654).....	20 26
*Cleveland (50,158).....	16 24
San Francisco (37,671).....	14 7
Los Angeles (47,574).....	10 3
*New York Giants (58,806).....	28 17
Pittsburgh (48,525).....	14 20
*Atlanta (70,323).....	17 20
Dallas (57,920).....	7 27
Atlanta (55,521).....	17 20
*San Francisco (50,068).....	24 13
*Houston (63,169).....	12 17
Tampa Bay (51,209).....	17 10
	281 298

1979 (8-8) Coach: Dick Nolan
2nd place, NFC West

Saints	Opp.
*Atlanta (70,940).....	34 OT 40
Green Bay (Milw. 53,184).....	19 28
*Philadelphia (54,212).....	14 26
*San Francisco (39,727).....	30 21
*New York Giants (51,543).....	24 14
*Los Angeles (68,986).....	17 35
Tampa Bay (67,640).....	42 14
*Detroit (57,428).....	17 7
Washington (52,133).....	14 10
Denver (74,482).....	3 10
*San Francisco (65,551).....	31 20
Seattle (60,055).....	24 38
Atlanta (62,815).....	37 6
*Oakland (65,541).....	35 42
*San Diego (61,059).....	0 35
Los Angeles (53,879).....	29 14
	370 360

1980 (1-15) Coach: Dick Nolan (12 games)
Dick Stanfel (4 games)
4th place, NFC West

Saints	Opp.
*San Francisco (58,621).....	23 26
Chicago (65,523).....	3 22
*Buffalo (51,154).....	26 35
Miami (40,946).....	16 21
*St. Louis (45,388).....	7 40
Detroit (78,147).....	13 24
*Atlanta (62,651).....	14 41
Washington (51,375).....	14 22
Los Angeles (59,909).....	31 45
*Philadelphia (45,340).....	21 34
Atlanta (53,871).....	13 31
*Los Angeles (53,488).....	7 27
*Minnesota (30,936).....	20 23
San Francisco (37,949).....	35 OT 38
New York Jets (38,077).....	21 20
*New England (38,277).....	27 38
	291 487

1981 (4-12) Coach: Bum Phillips
4th place, NFC West

Saints	Opp.
Atlanta (57,406).....	0 27
*Los Angeles (62,063).....	23 17
New York Giants (69,814).....	7 20
San Francisco (44,433).....	14 21
*Pittsburgh (64,578).....	6 20
*Philadelphia (52,728).....	14 31
Cleveland (76,059).....	17 20
*Cincinnati (46,336).....	17 7
*Atlanta (63,637).....	10 41
Los Angeles (61,068).....	21 13
Minnesota (45,215).....	10 20
Houston (49,581).....	27 24
*Tampa Bay (62,209).....	14 31
St. Louis (46,923).....	3 30
*Green Bay (45,518).....	7 35
*San Francisco (43,639).....	17 21
	207 378

1982 (4-5) Coach: Bum Phillips
2nd place, NFC West

Saints	Opp.
*St. Louis (58,763).....	7 21
Chicago (56,600).....	10 0
*Kansas City (39,341).....	27 17
San Francisco (51,611).....	23 20
*Tampa Bay (61,709).....	10 13
Atlanta (39,535).....	0 35
Dallas (64,506).....	7 21
*Washington (48,667).....	10 27
*Atlanta (47,336).....	35 6
	129 160

1983 (8-8) Coach: Bum Phillips
3rd place, NFC West

Saints	Opp.
*St. Louis (65,225).....	28 17
Los Angeles (45,572).....	27 30
*Chicago (64,692).....	34 OT 31
Dallas (62,136).....	20 21
*Miami (66,489).....	17 7
Atlanta (51,654).....	19 17
*San Francisco (68,154).....	13 32
Tampa Bay (48,242).....	24 21
Buffalo (49,413).....	21 27
*Atlanta (67,062).....	27 10
San Francisco (40,022).....	0 27
*New York Jets (68,606).....	28 31
*Minnesota (59,502).....	17 16
New England (24,579).....	0 7
Philadelphia (45,182).....	20 OT 17
*Los Angeles (70,148).....	24 26
	319 337

1984 (7-9) Coach: Bum Phillips
3rd place, NFC West

Saints	Opp.
*Atlanta (66,652).....	28 36
*Tampa Bay (54,686).....	17 13
San Francisco (57,611).....	20 30
*St. Louis (58,723).....	34 24
Houston (43,108).....	27 10
Chicago (53,752).....	7 20
*Los Angeles (63,161).....	10 28
Dallas (50,966).....	27 OT 30
Cleveland (52,849).....	16 14
*Green Bay (57,426).....	13 23
Atlanta (40,590).....	17 13
*Pittsburgh (66,005).....	27 24
*San Francisco (65,117).....	3 35
Los Angeles (49,348).....	21 34
*Cincinnati (40,855).....	21 24
New York Giants (63,739).....	10 3
	298 361




**1985 (5-11) Coach: Bum Phillips (12 games)
Wade Phillips (4 games)**
3rd place, NFC West

	Saints	Opp.
* Kansas City (57,760).....	27	47
Denver (74,448).....	23	34
* Tampa Bay (45,320).....	20	13
San Francisco (58,053).....	20	17
* Philadelphia (56,364).....	23	21
L.A. Raiders (48,152).....	13	23
Atlanta (44,784).....	24	31
* New York Giants (54,082).....	13	21
Los Angeles (49,030).....	10	28
* Seattle (47,365).....	3	27
Green Bay (Milw. 52,104).....	14	38
Minnesota (54,117).....	30	23
* Los Angeles (44,122).....	29	3
St. Louis (29,527).....	16	28
* San Francisco (46,065).....	19	31
* Atlanta (37,717).....	10	16
	294	401

**1986 (7-9) Coach: Jim Mora
4th place, NFC West**

	Saints	Opp.
* Atlanta (67,950).....	10	31
* Green Bay (56,383).....	24	10
San Francisco (58,297).....	17	26
N.Y. Giants (72,765).....	17	20
* Washington (57,317).....	6	14
Indianapolis (53,512).....	17	14
* Tampa Bay (43,355).....	38	7
N.Y. Jets (44,246).....	23	28
* San Francisco (53,234).....	3	23
* Los Angeles (62,352).....	6	0
St. Louis (32,069).....	16	7
Los Angeles (58,600).....	13	26
* New England (58,259).....	20	21
* Miami (64,761).....	27	31
Atlanta (39,994).....	14	9
Minnesota (51,209).....	17	33
	288	287

**1987 (12-3) Coach: Jim Mora
2nd place, NFC West**

	Saints	Opp.
* Cleveland (59,900).....	28	21
Philadelphia (57,485).....	17	27
* Los Angeles (29,745).....	37	10
St. Louis (11,795).....	19	24
Chicago (46,813).....	19	17
* San Francisco (60,497).....	22	24
Atlanta (42,196).....	38	0
Los Angeles (43,379).....	31	14
San Francisco (60,436).....	26	24
* N.Y. Giants (67,639).....	23	14
Pittsburgh (47,896).....	20	16
* Tampa Bay (66,471).....	44	34
* Houston (68,257).....	24	10
Cincinnati (43,424).....	41	24
* Green Bay (68,364).....	33	24
	422	283

NFC Wild Card Playoff

* Minnesota (68,127).....10 44

**1988 (10-6) Coach: Jim Mora
3rd place, NFC West**

	Saints	Opp.
* San Francisco (66,357).....	33	34
Atlanta (48,901).....	29	29
Detroit (37,180).....	22	14
* Tampa Bay (66,671).....	13	9
* Dallas (68,474).....	20	17
San Diego (42,693).....	23	17
Seattle (63,569).....	20	19
* L.A. Raiders (66,249).....	20	6
* L.A. Rams (68,238).....	10	12
Washington (54,183).....	24	27
L.A. Rams (63,305).....	14	10
* Denver (68,075).....	42	0
* N.Y. Giants (66,526).....	12	13
Minnesota (61,215).....	3	45
San Francisco (62,977).....	17	30
* Atlanta (60,566).....	10	9
	312	283

**1989 (9-7) Coach: Jim Mora
3rd place, NFC West**

	Saints	Opp.
* Dallas (66,977).....	28	0
Green Bay (55,809).....	34	35
Tampa Bay (44,053).....	10	20
* Washington (64,358).....	14	16
* San Francisco (60,488).....	20	24
* N.Y. Jets (59,521).....	29	14
L.A. Rams (57,567).....	40	21
* Atlanta (65,153).....	20	13
San Francisco (60,667).....	13	31
New England (47,680).....	28	24
Atlanta (53,173).....	26	17
* L.A. Rams (64,274).....	17	OT 20
Detroit (38,550).....	14	21
Buffalo (70,037).....	22	19
* Philadelphia (59,218).....	30	20
* Indianapolis (49,009).....	41	6
	386	301

**1990 (8-8) Coach: Jim Mora
2nd place, NFC West**

	Saints	Opp.
* San Francisco (68,629).....	12	13
Minnesota (56,272).....	3	32
* Phoenix (61,110).....	28	7
Atlanta (57,401).....	27	28
* Cleveland (68,608).....	25	20
Houston (57,908).....	10	23
* Detroit (64,368).....	10	27
Cincinnati (60,067).....	21	7
* Tampa Bay (67,865).....	35	7
Washington (52,573).....	17	31
* Atlanta (68,629).....	10	7
Dallas (60,087).....	13	17
L.A. Rams (56,864).....	24	20
* Pittsburgh (68,582).....	6	9
San Francisco (60,112).....	13	10
* L.A. Rams (68,647).....	20	17
	274	275

NFC First-Round Playoff

Chicago (60,767).....6 16



SAINTS PRESEASON RESULTS

1967 (5-1)

	Saints	Opp.
Los Angeles (26,364) at Anaheim.....	7	16
St. Louis (25,500) at Shreveport.....	23	14
Pittsburgh (35,000) at Baton Rouge.....	20	17
San Francisco (23,348) at Portland, Ore.....	24	10
Miami (11,214) at Charleston, S.C.....	20	17
Atlanta (67,486) at New Orleans.....	27	14

1968 (2-4)

	Saints	Opp.
Los Angeles (29,505) at Anaheim.....	7	21
Boston (57,152) at New Orleans.....	19	0
Houston (42,734) at Houston.....	23	24
Cleveland (70,045) at New Orleans.....	40	27
Atlanta (49,832) at Atlanta.....	10	16
Minnesota (23,000) at Shreveport.....	17	20

1969 (2-4)

	Saints	Opp.
San Diego (31,683) at San Diego.....	7	10
Denver (28,356) at Denver.....	28	22
Pittsburgh (40,000) at Baton Rouge.....	24	34
Atlanta (69,898) at New Orleans.....	21	17
Houston (79,937) at New Orleans.....	14	30
Detroit (30,312) at Detroit.....	7	42

1970 (4-2)

	Saints	Opp.
Minnesota (17,932) at Canton.....	14	13
Houston (46,223) at Houston.....	19	10
Detroit (76,778) at New Orleans.....	17	31
Boston (32,000) at Jackson.....	26	20
N.Y. Jets (78,581) at New Orleans.....	14	27
San Diego (63,904) at New Orleans.....	20	24

1971 (0-6)

	Saints	Opp.
Buffalo (35,758) at Buffalo.....	10	14
Dallas (73,560) at Dallas.....	21	36
Kansas City (70,459) at New Orleans.....	7	27
San Diego (35,405) at San Diego.....	7	22
Philadelphia (60,487) at New Orleans.....	0	34
Houston (60,971) at New Orleans.....	17	24

1972 (1-4-1)

	Saints	Opp.
Philadelphia (53,372) at Philadelphia.....	13	10
Buffalo (66,762) at New Orleans.....	21	24
Dallas (81,070) at New Orleans.....	7	30
San Diego (64,506) at New Orleans.....	14	16
Pittsburgh (43,302) at Memphis.....	7	56
Houston (44,571) at Houston.....	14	14

1973 (1-5)

	Saints	Opp.
Kansas City (67,216) at Kansas City.....	6	12
Miami (80,050) at Miami.....	13	14
Dallas (61,022) at Dallas.....	14	24
New England (64,131) at New Orleans.....	6	31
N.Y. Jets (67,434) at New Orleans.....	17	28
Houston (62,339) at New Orleans.....	16	10

1974 (3-3)

	Saints	Opp.
Pittsburgh (45,339) at New Orleans.....	7	26
Miami (41,524) at Miami.....	20	45
New England (20,456) at Foxboro.....	3	7
Dallas (56,563) at New Orleans.....	16	7
N.Y. Jets (59,829) at New Orleans.....	24	7
Houston (35,103) at Houston.....	24	16

1975 (2-4)

	Saints	Opp.
Houston (72,434) at New Orleans.....	7	13
Denver (40,089) at New Orleans.....	24	21
Miami (61,253) at New Orleans.....	10	20
Baltimore (60,643) at New Orleans.....	27	3
Pittsburgh (47,341) at Pittsburgh.....	3	24
Cincinnati (48,453) at Cincinnati.....	0	20

1976 (4-2)

	Saints	Opp.
Pittsburgh (56,039) at New Orleans.....	14	24
Houston (38,675) at Houston.....	13	10
Buffalo (36,110) at Buffalo.....	21	14
Baltimore (38,879) at Baltimore.....	26	OT 20
Cincinnati (60,044) at New Orleans.....	13	10
Miami (63,383) at New Orleans.....	7	20

1977 (5-1)

	Saints	Opp.
Chicago (55,163) at Chicago.....	20	14
N.Y. Giants (49,900) at New Orleans.....	23	7
Buffalo (66,282) at New Orleans.....	20	17
N.Y. Jets (49,455) at New Orleans.....	14	20
Miami (39,970) at Miami.....	17	10
Houston (49,964) at New Orleans.....	20	16

1978 (2-2)

	Saints	Opp.
Philadelphia (30,000) at Mexico City.....	14	7
Miami (54,105) at New Orleans.....	17	31
Tampa Bay (49,042) at New Orleans.....	3	14
Houston (49,554) at Houston.....	17	3

1979 (1-3)

	Saints	Opp.
Miami (44,704) at Miami.....	7	14
Chicago (45,085) at New Orleans.....	6	13
Tampa Bay (49,042) at Tampa.....	7	14
Houston (54,469) at New Orleans.....	10	7

1980 (1-3)

	Saints	Opp.
St. Louis (57,923) at New Orleans.....	17	13
Houston (43,376) at Houston.....	17	20
Detroit (49,631) at Detroit.....	17	40
Miami (50,635) at New Orleans.....	0	20

1981 (3-1)

	Saints	Opp.
Baltimore (46,792) at New Orleans.....	24	23
Houston (67,562) at New Orleans.....	27	7
Philadelphia (28,001) at Syracuse, N.Y.....	63	7
Detroit (52,090) at New Orleans.....	20	OT 17



1982 (1-3)	Saints	Opp.	1987 (3-1)	Saints	Opp.
Houston (44,599) at Houston	20	22	Minnesota (52,884) at New Orleans	23	17
Kansas City (46,585) at New Orleans	6	3	Houston (51,562) at New Orleans	13	16
Cleveland (55,689) at New Orleans	17	20	Pittsburgh (46,770) at New Orleans	31	28
Minnesota (59,810) at Minneapolis	21	24	Cincinnati (46,289) at Cincinnati	26	14
1983 (3-2)	Saints	Opp.	1988 (2-2)	Saints	Opp.
Pittsburgh (23,909) at Canton, Ohio	14	27	Minnesota (47,624) at Minnesota	23	20
Tampa Bay (53,111) at Tampa	17	20	Phoenix (51,987) at Phoenix	33	28
Miami (38,735) at Miami	19	17	Indianapolis (54,117) at Indianapolis	6	18
Houston (60,430) at New Orleans	20	13	Pittsburgh (56,174) at New Orleans	28	31
N.Y.Jets (58,176) at New Orleans	17	10	1989 (1-3)	Saints	Opp.
1984 (3-1)	Saints	Opp.	Indianapolis (57,771) at New Orleans	7	31
Kansas City (34,230) at Kansas City	34	20	Buffalo (48,512) at Buffalo	7	10
Atlanta (58,502) at New Orleans	31	21	Cincinnati (51,150) at New Orleans	27	10
Houston (45,522) at Houston	31	19	Washington (56,181) at New Orleans	21	26
Washington (52,040) at New Orleans	9	14	1990 (4-1)	Saints	Opp.
1985 (1-3)	Saints	Opp.	L.A. Raiders (63,106) at London	17	10
New England (27,014) at New England	32	20	Minnesota (48,154) at Minnesota	13	10
Houston (53,491) at New Orleans	20	23	Green Bay (47,848) at Madison, Wis.	13	27
Tampa Bay (49,337) at New Orleans	10	14	Buffalo (51,959) at New Orleans	28	23
San Diego (40,462) at San Diego	20	21	Indianapolis (54,796) at New Orleans	17	14
1986 (2-2)	Saints	Opp.			
Denver (47,408) at Denver	10	7			
New England (54,364) at New Orleans	34	38			
Houston (38,617) at Houston	13	24			
Kansas City (47,945) at New Orleans	13	10			

SAINTS DRAFT TRIVIA

In 25 college drafts (1967-91), the Saints have selected 373 players from 146 different colleges and universities.

BY POSITIONS: 57 running backs, 49 linebackers, 44 wide receivers, 40 cornerbacks, 31 guards, 28 safeties, defensive ends and tackles, 20 defensive tackles and tight ends, 13 quarterbacks, 7 centers, 5 punters and 3 kickers.

BY COLLEGE: 11 from Southern Cal; 8 from Michigan, Missouri, Oklahoma and *Tulane, 7 from Nebraska; 6 from LSU, Notre Dame and Tennessee; 5 from Florida, Georgia, Mississippi, Ohio State, Pittsburgh, San Diego State, Southern, Tulsa and Washington State.

*Bart Graves (1971), Steve Barrios (1972), Rusty Lachaussee (1972), Tommy Thibodeaux (1974), Mike Truax (1974), Charles Hall (1975), Marvin Lewis (1982), Treg Songy (1985).



SAINTS STANDINGS

1967 (Capitol Division, 4th place)				1979 (Western Division, 2nd place)			
Dallas	W	L	Pct.	Los Angeles	W	L	Pct.
Philadelphia	9	5	0.643	New Orleans	9	7	0.563
Washington	6	7	0.462	Atlanta	8	8	0.500
New Orleans	5	6	0.455	San Francisco	6	10	0.375
	3	11	0.214		2	14	0.125
1968 (Century Division, 3rd place)				1980 (Western Division, 4th place)			
Cleveland	W	L	Pct.	Atlanta	W	L	Pct.
St. Louis	10	4	0.714	Los Angeles	12	4	0.750
New Orleans	9	4	0.692	San Francisco	11	5	0.687
Pittsburgh	4	9	0.308	New Orleans	6	10	0.375
	2	11	0.154		1	15	0.062
1969 (Capitol Division, 3rd place)				1981 (Western Division, 4th place)			
Dallas	W	L	Pct.	San Francisco	W	L	Pct.
Washington	11	2	0.846	Atlanta	13	3	0.813
New Orleans	7	5	0.583	Los Angeles	7	9	0.438
Philadelphia	5	9	0.357	Los Angeles	6	10	0.375
	4	9	0.308	New Orleans	4	12	0.250
1970 (Western Division, 4th place)				1982 (Western Division, 2nd place)			
San Francisco	W	L	Pct.	Atlanta	W	L	Pct.
Los Angeles	10	3	0.769	New Orleans	5	4	0.556
Atlanta	8	5	0.615	San Francisco	4	5	0.444
New Orleans	4	8	0.333	Los Angeles	3	6	0.333
	2	11	0.154	Los Angeles	2	7	0.222
1971 (Western Division, 4th place)				1983 (Western Division, 3rd place)			
San Francisco	W	L	Pct.	San Francisco	W	L	Pct.
Los Angeles	9	5	0.643	Los Angeles	10	6	0.625
Atlanta	8	5	0.615	New Orleans	9	7	0.563
New Orleans	7	6	0.538	Atlanta	8	8	0.500
	4	8	0.333	Atlanta	7	9	0.438
1972 (Western Division, 4th place)				1984 (Western Division, 3rd place)			
San Francisco	W	L	Pct.	San Francisco	W	L	Pct.
Atlanta	9	5	0.615	Los Angeles	15	1	0.938
Los Angeles	7	7	0.500	Los Angeles	10	6	0.625
New Orleans	6	7	0.464	New Orleans	7	9	0.438
	2	11	0.154	Atlanta	4	12	0.250
1973 (Western Division, 3rd place)				1985 (Western Division, 3rd place)			
Los Angeles	W	L	Pct.	Los Angeles	W	L	Pct.
Atlanta	12	2	0.857	San Francisco	11	5	0.687
New Orleans	9	5	0.643	San Francisco	10	6	0.625
San Francisco	5	9	0.357	New Orleans	5	11	0.313
	5	9	0.357	Atlanta	4	12	0.250
1974 (Western Division, 3rd place)				1986 (Western Division, 4th place)			
Los Angeles	W	L	Pct.	San Francisco	W	L	Pct.
San Francisco	10	4	0.714	Los Angeles	10	5	0.656
New Orleans	6	8	0.429	Atlanta	10	6	0.625
Atlanta	5	9	0.357	New Orleans	7	8	0.469
	3	11	0.214	Atlanta	7	9	0.438
1975 (Western Division, 4th place)				1987 (Western Division, 2nd place)			
Los Angeles	W	L	Pct.	San Francisco	W	L	Pct.
San Francisco	12	2	0.857	Los Angeles	13	2	0.867
Atlanta	5	9	0.357	New Orleans	12	3	0.800
New Orleans	4	10	0.286	Los Angeles	6	9	0.400
	2	12	0.143	Atlanta	3	12	0.200
1976 (Western Division, 3rd place)				1988 (Western Division, 3rd place)			
Los Angeles	W	L	Pct.	San Francisco	W	L	Pct.
San Francisco	10	3	0.750	Los Angeles	10	6	0.625
New Orleans	8	6	0.571	New Orleans	10	6	0.625
Atlanta	4	10	0.286	Atlanta	10	6	0.625
Seattle	4	10	0.286		5	11	0.313
	2	12	0.143				
1977 (Western Division, 4th place)				1989 (Western Division, 3rd place)			
Los Angeles	W	L	Pct.	San Francisco	W	L	Pct.
Atlanta	10	4	0.714	Los Angeles	14	2	0.875
San Francisco	7	7	0.500	New Orleans	11	5	0.688
New Orleans	5	9	0.357	Atlanta	9	7	0.563
	3	11	0.214	Atlanta	3	13	0.188
1978 (Western Division, 3rd place)				1990 (Western Division, 2nd place)			
Los Angeles	W	L	Pct.	San Francisco	W	L	Pct.
Atlanta	12	4	0.750	New Orleans	14	2	0.875
New Orleans	9	7	0.563	Los Angeles	8	8	0.500
San Francisco	7	9	0.438	Atlanta	5	11	0.313
	2	14	0.125	Atlanta	5	11	0.313



SAINTS DRAFT CHOICES

1967

- 1a. traded to Baltimore
- 1b. Leslie Kelley, lb.....Alabama
- 2a. James (Bo) Burris, s.....Houston
- 2b. John Gilliam, rb.....South Carolina State
- 2c. David Rowe, de.....Penn State
- 3a. traded to Baltimore
- 3b. Del Williams, g.....Florida State
- 3c. Ben Hart, wr.....Oklahoma
- 4a. Ron Widby, p.....Tennessee
- 4b. Bill Carr, c.....Florida
- 4c. Tom Stangle, t.....Dayton
- 5a. Don McCall, rb.....USC
- 5b. John Douglas, cb.....Texas Southern
- 6a. John Harvey, g.....Kansas
- 6b. Charles (Bo) Wood, lb.....North Carolina
- 7a. Gary Hertzog, g.....Williamette
- 7b. Bob McKelvey, lb.....Northwestern
- 8a. Sam Harris, te.....Colorado
- 8b. Barry Siler, lb.....Albion
- 9a. Tim Lavers, te.....Idaho
- 9b. Eugene Ross, cb.....Oklahoma
- 10a. Charles Brown, rb.....Missouri
- 10b. Roosevelt Robertson, te.....North Carolina College
- 11a. Jim Benson, g.....Florida
- 11b. Bernard Corbin, cb.....Alabama A&M
- 12a. Ronnie Pack, g.....Texas Tech
- 12b. John Robinson, wr.....Tennessee A&I
- 13a. Bill Stetz, lb.....Boston College
- 13b. Gary Grossnickle, s.....Missouri
- 14a. Jim Hester, te.....North Carolina
- 14b. George Stetter, cb.....Virginia
- 15a. John Snow, dt.....Wake Forest
- 15b. Darrell Johnson, rb.....Lamar
- 16a. Marcus Rhoden, wr.....Mississippi State
- 16b. Bruce Cortez, cb.....Parsons College
- 17a. Dan Abramowicz, wr.....Xavier (Ohio)
- 17b. Billy Bob Stewart, lb.....SMU (choice acquired from Baltimore)
- 17c. Jim Walker, s.....Providence

1968

- 1a. traded to Green Bay
- 1b. Kevin Hardy, de.....Notre Dame (choice acquired from Minnesota)
2. choice to Los Angeles for joining scouting combine
3. Dave Szmakowski, wr.....West Texas State
- 4a. Willie Crittendon, dt.....Tulsa
- 4b. Dan Sartini, g.....Mississippi
5. Ronnie Lee South, qb.....Arkansas
6. traded to San Francisco
- 7a. Ray Phillips, g.....Michigan
- 7b. Eugene Howard, cb.....Langston
8. Dick Swatland, g.....Notre Dame
9. Joe Blake, g.....Tulsa
10. Doug Robinson, s.....Iowa State

11. Bennie Blocker, rb.....South Carolina State
12. John Beck, cb.....San Diego State
13. Kayo Trepanier, t.....Montana State
14. Herbert Covington, rb.....Memphis State
15. Wilmer Cooks, rb.....Colorado
16. Elie Ghattas, g.....Ball State
17. Jim Ferguson, lb.....USC

1969

- 1a. traded to San Francisco
- 1b. John Shimmers, g.....Xavier (Ohio) (choice acquired from Minnesota)
- 2a. traded to Baltimore
- 2b. Richard Neal, de.....Southern (choice acquired from St. Louis)
3. traded to Detroit
- 4a. Dennis Hale, s.....Minnesota
- 4b. Bob Hudspeth, t.....Southern Illinois (choice acquired from Dallas)
- 5a. Tony Kyasky, s.....Syracuse
- 5b. Keith Christensen, t.....Kansas (choice acquired from New York Giants)
6. Bob Miller, te.....USC
7. traded to Baltimore
8. Jim Lawrence, wr.....USC
9. Joe Owens, lb.....Alcorn State
10. McKinley Reynolds, rb.....Hawaii
11. Tommy Morel, wr.....LSU
12. Tom Broadhead, rb.....Santa Barbara State
13. Joe Robillard, cb.....Linfield (Oregon)
14. Gary Loyd, p.....California Lutheran
15. Bill Waller, wr.....Xavier (Ohio)
16. Edd Hargett, qb.....Texas A&M
17. Chico Kurzawski, s.....Northwestern

1970

1. Ken Burrough, wr.....Texas Southern
2. traded to Cleveland
3. Clovis Swinney, de.....Arkansas State
4. Delles Howell, cb.....Grambling
- 5a. Glenn Cannon, s.....Mississippi (choice acquired from Chicago)
- 5b. traded to Washington
- 5c. Steve Ramsey, qb.....North Texas State (choice acquired from Los Angeles)
6. Mel Easley, cb.....Oregon State
7. Lon Woodard, de.....San Diego State
8. Lawrence Estes, de.....Alcorn State
9. Jim Otis, rb.....Ohio State
10. Jim Brumfield, rb.....Indiana State
11. Gary Klar, lb.....Arizona
12. Willie Davenport, cb.....Southern
13. selection declared ineligible
14. Doug Sutherland, de.....Wisconsin-Superior
15. Jim Vest, de.....Washington State
16. Cliff Gasper, dt.....Grambling
17. Doug Wyatt, s.....Tulsa

1971

1. Archie Manning, qb.....Mississippi
- 2a. traded to Chicago
- 2b. Sam Holden, t.....Grambling (choice acquired from Houston)
3. Bivian Lee, cb.....Prairie View
- 4a. traded to Dallas
- 4b. Carlos Bell, te.....Houston
- 4c. Wimpy Winther, c.....Mississippi (choice acquired from Washington)
- 4d. D'artagnan Martin, cb.....Kentucky State
- 4e. Don Morrison, t.....Texas-Arlington
5. traded to Pittsburgh
6. Don Morehead, rb.....Michigan
- 7a. Larry DiNardo, g.....Notre Dame
- 7b. Bob Newland, wr.....Oregon (choice acquired from Kansas City)
- 8a. traded to Pittsburgh
- 8b. James Elder, cb.....Southern (choice acquired from Washington)
- 8c. Bob Gresham, rb.....West Virginia (choice acquired from Oakland)
9. Tom Williams, s.....Williamette
10. Rocky Pamplin, rb.....Hawaii
11. Bob Pollard, de.....Weber State
12. Ron Gathright, cb.....Morehead State
13. Don Burchfield, te.....Ball State
14. Bobby Scott, qb.....Tennessee
15. Bart Graves, de.....Tulane
16. Craig Robinson, t.....Houston
17. Hermann Eban, wr.....Oklahoma State

1972

1. Royce Smith, g.....Georgia
- 2a. traded to Oakland
- 2b. Willie Hall, lb.....USC
- 3a. Bob Kuziel, c.....Pittsburgh
- 3b. Tom Myers, s.....Syracuse
- 4a. Mike Crangle, de.....Tennessee-Martin
- 4b. Joe Federspiel, lb.....Kentucky (choice acquired from Kansas City)
- 4c. Mike Coleman, de.....Knoxville College
- 5a. Bill Butler, rb.....Kansas State (choice acquired from Green Bay)
- 5b. Carl Johnson, t.....Nebraska
- 5c. Bo Davies, s.....South Carolina (choice acquired from Baltimore)
- 6a. Wayne Dorton, g.....Arkansas State
- 6b. Curt Watson, rb.....Tennessee (choice acquired from Oakland)
7. Ernie Jackson, cb.....Duke
8. Ron Vinson, wr.....Abilene Christian
9. Kent Branstetter, dt.....Houston
10. Andy Kupp, g.....Idaho
11. Paul Dongieux, lb.....Mississippi
12. Steve Lockhart, te.....Arkansas State
13. Cephus Weatherspoon, wr.....FL Lewis
14. Steve Barrios, wr.....Tulane
15. Rusty Lachaussee, qb.....Tulane
16. Joe Balthrop, g.....Tennessee
17. Dick Graham, wr.....Oklahoma State



1973

1. traded to Baltimore
- 2a. Derland Moore, de.....Oklahoma
- 2b. Steve Baumgartner, de.....Purdue (choice acquired from New York Jets)
- 3a. traded to Washington
- 3b. Pete Van Valkenburg, rb.....Brigham Young (choice acquired from New York Jets)
- 4a. traded to Detroit
- 4b. Jim Merlo, lb.....Stanford (choice acquired from Baltimore)
5. traded to Denver
- 6a. traded to Washington
- 6b. Marty Shufford, rb.....Arizona
7. Billy Cahill, s.....Washington
- 8a. Bob Peterson, g.....Utah
- 8b. Doug Winslow, wr.....Drake (choice acquired from Washington)
9. Mike Fink, cb.....Missouri
10. Jeff Horsley, rb.....North Carolina Central
11. James Owens, rb.....Auburn
12. Paul Orndorff, te.....Tampa
13. Richard Watkins, dt.....Weber State
14. Paul Fersen, t.....Georgia
15. Mike Evenson, c.....North Dakota State
16. Howard Stevens, rb.....Louisville
17. Bobby Garner, te.....Winston-Salem

1974

1. Rick Middleton, lb.....Ohio State (swapped #1 choices from Detroit)
2. Paul Seal, te.....Michigan
3. traded to Cincinnati
- 4a. traded to Minnesota
- 4b. Rod McNeil, rb.....USC
- 5a. traded to Cincinnati
- 5b. Joel Parker, wr.....Florida (choice acquired from San Francisco)
- 5c. Terry Schmidt, cb.....Ball State (choice acquired from Atlanta)
6. traded to Detroit
7. traded to Minnesota
8. Alvin Maxson, rb.....SMU
9. Phil LaPorta, t.....Penn State
- 10a. Frosty Anderson, wr.....Nebraska (choice acquired from Houston)
- 10b. Tommy Thibodeaux, g.....Tulane
11. Kent Merritt, wr.....Virginia
12. James Buckmon, de.....Pittsburgh
13. Mike Truax, lb.....Tulane
14. Kent Marshall, s.....TCU
15. Larry Cipa, qb.....Michigan
16. Don Coleman, lb.....Michigan
17. Marvin Williams, wr.....Western Illinois

1975

- 1a. Larry Burton, wr.....Purdue
- 1b. Kurt Schumacher, g.....Ohio State (choice acquired from Jets for Billy Newsome)
2. Lee Gross, c.....Auburn
- 3a. Andrew Jones, rb.....Washington State (choice acquired from Minnesota)



- 3b. Elois Grooms, de.....Tennessee Tech
- 4a. traded to San Francisco
- 4b. John Starkebaum, s.....Nebraska
(choice acquired from Philadelphia)
- 4c. Charles Hall, de.....Tulane
(choice acquired from St. Louis)
5. traded to Chicago
6. Mike Lemon, lb.....Kansas
7. Steve Rogers, rb.....LSU
8. traded to St. Louis
9. Mike Strachan, rb.....Iowa State
10. Chuck Heater, rb.....Michigan
11. Danny Lee, p.....N.E. Louisiana
12. Ron Gustafson, wr.....North Dakota State
13. Jim Upchurch, rb.....Arizona
14. Randy Rhino, cb.....Georgia Tech
15. Grant Burget, rb.....Oklahoma
16. Mike McDonald, lb.....Catawba
17. Greg Westbrook, lb.....Colorado

1976

1. Chuck Muncie, rb.....California
2. Tony Galbreath, rb.....Missouri
3. Bob Simmons, t.....Texas
4. Tinker Owens, wr.....Oklahoma
5. Scott Parrish, t.....Utah State
6. Terry Steve, g.....Wisconsin
7. Ed Bauer, g.....Notre Dame
8. Craig Cassidy, db.....Ohio State
9. Warren Peiffer, dt.....Iowa
10. Junior Hardin, lb.....Eastern Kentucky
11. Greg Kokal, qb.....Kent State
12. Milton Butts, t.....North Carolina State
13. Kenny Downing, db.....Missouri
14. Rich Huckle, de.....Western Montana
15. Steve Seminoff, dt.....Wichita State
16. Gene Jones, t.....Bowling Green
17. Scott McDonald, te.....West Virginia

1977

1. Joe Campbell, de.....Maryland
2. Mike Fultz, dt.....Nebraska
3. Robert Watts, lb.....Boston College
4. traded to Los Angeles for LB Ken Bordon
- 5a. Dave Lafary, t.....Purdue
- 5b. Dave Hubbard, t.....Brigham Young
(choice acquired from Baltimore)
- 6a. Cliff Parsley, p.....Oklahoma State
- 6b. Tom Schick, g.....Maryland
(choice acquired from Los Angeles)
7. Greg Boykin, rb.....Northwestern
8. Jimmy Stewart, s.....Tulsa
9. Dave Knowles, t.....Indiana
10. Rafael Septien, k.....S.W. Louisiana
11. John Blain, t.....San Jose State
12. Oakley Dalton, dt.....Jackson State

1978

1. Wes Chandler, wr.....Florida
2. James Taylor, t.....Missouri
3. Barry Bennett, dt.....Concordia (Minn.)
4. Don Schwartz, s.....Washington State
5. Eric Felton, cb.....Texas Tech

- 6a. Mike Rieker, qb.....Lehigh
- 6b. Francis Chesley, lb.....Wyoming
7. traded to New York Jets for de Richard Neal
8. Brooks Williams, te.....North Carolina
9. Richard Carter, cb.....North Carolina State
10. traded to New York Giants for lb Pat Hughes
- 11a. Nathan Besaint, dt.....Southern
- 11b. David Riley, rb.....West Virginia
(choice acquired from Seattle)
12. Larry Hardy, te.....Jackson State

1979

1. Russell Exleben, k-p.....Texas
2. Reggie Mathis, lb.....Oklahoma
3. traded to Miami as compensation for signing DE Don Reese
4. Jim Kovach, lb.....Kentucky
5. Harlan Huckleby, rb.....Michigan
6. Ricky Ray, cb.....Norfolk State
7. Stan Sytsma, lb.....Minnesota
8. Doug Panfil, g.....Tulsa
9. traded to Kansas City for dt Keith Simons
10. traded to Oakland for LB Floyd Rice
11. David Hall, wr.....Missouri-Rolla
12. Kelsey Finch, rb.....Tennessee

1980

1. Stan Brock, t.....Colorado
2. David Waymer, cb.....Notre Dame
3. traded to Minnesota for T Steve Riley
4. Mike Jolly, db.....Michigan
5. traded to Minnesota for T Steve Riley
6. Lester Boyd, lb.....Kentucky
7. Mike Morucci, rb.....Bloomsburg State
8. Chuck Evans, lb.....Stanford
9. Frank Mordica, rb.....Vanderbilt
10. Tanya Webb, de.....Michigan State
11. George Woodard, rb.....Texas A&M
12. Kiser Lewis, lb.....Florida A&M

1981

1. George Rogers, rb.....South Carolina
1. Dave Wilson, qb.....Illinois
(Supplemental '82 draft choice)
- 2a. Russell Gary, db.....Nebraska
- 2b. Rickey Jackson, lb.....Pittsburgh
(choice acquired from San Diego)
- 3a. Frank Warren, de.....Auburn
- 3b. Hoby Brenner, te.....USC
(choice acquired from Minnesota)
4. traded to Miami for qb Guy Benjamin
- 5a. Louis Oubre, g.....Oklahoma
- 5b. Jerry Boyarsky, nt.....Pittsburgh
(choice acquired from Minnesota)
- 6a. Nat Hudson, g.....Georgia
- 6b. Johnnie Poe, cb.....Missouri
(choice acquired from Oakland)
- 6c. Glen Redd, lb.....Brigham Young
7. Kevin Williams, wr.....USC
- 8a. traded to New England for g Sam Adams
- 8b. Gene Gladys, lb.....Penn State
(choice acquired from Buffalo)
- 8c. Kevin Evans, db.....Arkansas

(choice acquired from San Diego)

9. Toussaint Tyler, rb.....Washington
10. Hokie Gajan, rb.....LSU
11. Lester Mickens, wr.....Kansas
12. Jim Wilks, dt.....San Diego State

1982

1. Lindsay Scott, wr.....Georgia
(choice acquired from San Diego)
2. Brad Edelman, c.....Missouri
- 3a. Rodney Lewis, cb.....Nebraska
- 3b. Eugene Goodlow, wr.....Kansas State
(choice acquired from Minnesota)
- 3c. Kenny Duckett, wr.....Wake Forest
(choice acquired from Washington)
- 3d. John Krimm, db.....Notre Dame
(choice acquired from San Diego)
4. Morten Andersen, k.....Michigan State
5. Tony Elliott, nt.....North Texas State
6. Marvin Lewis, rb.....Tulane
7. to Miami for qb Guy Benjamin
8. Chuck Slaughter, t.....South Carolina
- 8b-12. traded to Washington

1983

1. traded to Green Bay for de Bruce Clark
2. Steve Korte, g.....Arkansas
- 3a. John Tice, te.....Maryland
- 3b. Cliff Austin, rb.....Clemson
(choice acquired from St. Louis)
4. traded to Buffalo
5. Gary Lewis, dt.....Oklahoma State
6. to Cincinnati for te Don Bass
7. to Kansas City for lb Whitney Paul
8. David Greenwood, db.....Wisconsin
- 9-12. traded to New England

1984

1. traded to New York Jets for qb Richard Todd
2. James Geathers, dt.....Wichita State
- 3a. Terry Hoage, db.....Georgia
(choice acquired from Buffalo)
- 3b. Tyrone Anthony, rb.....North Carolina
- 4a. to Denver for g Kelvin Clark
- 4b. Joel Hilgenberg, c.....Iowa
(choice acquired from New England)
5. Jitter Fields, kr.....Texas
6. Don Thorp, nt.....Illinois
7. traded to Raiders for past consideration
8. Clemon Terrell, rb.....Southern Mississippi
9. Brian Hansen, p.....Sioux Falls College
10. Paul David Gray, lb.....Western Kentucky
11. Michel Bourgeois, de.....Boise State
12. Byron Nelson, t.....Arizona

1984 USFL SUPPLEMENTAL DRAFT

1. Vaughn Johnson, lb.....North Carolina State
2. Mel Gray, rb.....Purdue
3. Steve Bearden, lb.....Vanderbilt



1985

1. traded to Houston for rb.....Earl Campbell
1. Alvin Toles, lb.....Tennessee
2. Daren Gilbert, t.....Cal State-Fullerton
3. Jack Del Rio, lb.....USC
4. Billy Allen, db.....Florida State
5. To Washington in George Rogers trade
6. to Atlanta for te Junior Miller
7. Eric Martin, wr.....LSU
8. Joe Kohlbrand, lb.....Miami
9. Earl Johnson, db.....South Carolina
10. To Washington in George Rogers trade
11. To Washington in George Rogers trade
12. Treg Songy, db.....Tulane

1986

1. Jim Dombrowski, t.....Virginia
2. Dalton Hilliard, rb.....LSU
- 3a. Ruben Mayes, rb.....Washington State
(choice acquired from Tampa Bay)
- 3b. Pat Swilling, lb.....Georgia Tech
- 3c. Barry Word, rb.....Virginia
(choice acquired from Indianapolis)
4. Kelvin Edwards, wr.....Liberty Baptist
5. Reggie Sutton, cb.....Miami
6. Robert Thompson, wr.....Youngstown State
7. Gill Fenery, rb.....Holy Cross
8. Filipo Mokofisi, lb.....Utah
9. Merlon Jones, lb.....Florida A&M
10. Jonathan Dumbauld, de.....Kentucky
11. Patrick Swoopes, nt.....Mississippi State
12. Sebastian Brown, wr.....Bethune-Cookman

1987

1. Shawn Knight, de.....Brigham Young
2. Lonzell Hill, wr.....Washington
3. Michael Adams, cb.....Arkansas State
4. Steve Trapilo, g.....Boston College
5. Milton Mack, db.....Alcorn State
6. Thomas Hensley, wr.....Stanford
7. Gene Atkins, cb.....Florida A&M
8. Toi Cook, cb.....Stanford
9. Scott Leach, lb.....Ohio State
10. Robert Clark, wr.....North Carolina Central
11. Arthur Wells, te.....Grambling
12. Tyrone Sorrells, g.....Georgia Tech

1988

1. Craig Heyward, fb.....Pittsburgh
2. Brett Perriman, wr.....Miami
3. Tony Stephens, nt.....Clemson
4. Lydell Carr, fb.....Oklahoma
- 5a. Greg Scales, te.....Wake Forest
(from Kansas City for LB Jack Del Rio)
- 5b. Keith Taylor, db.....Illinois
6. Bob Sims, g.....Florida
7. Brian Forde, lb.....Washington St.
8. Glenn Derby, t.....Wisconsin
9. Clarence Nunn, cb.....San Diego St.
- 10a. Todd Santos, qb.....San Diego St.
(choice acquired from Denver)



- 10b. Vincent Fizer, lb.....Southern
11. Gary Couch, wr.....Minnesota
12. Paul Jurgensen, de.....Georgia Tech

1989

1. Wayne Martin, de.....Arkansas
2. Robert Massey, cb.....North Carolina Central
3. Kim Phillips, cb.....North Texas State
4. Michael Mayes, cb.....LSU
5. Kevin Haverdink, t.....Western Michigan
6. Floyd Turner, wr.....Northwestern La.
7. David Griggs, lb.....Virginia
8. Fred Hadley, wr.....Mississippi State
9. Jerry Leggett, lb.....Cal-State-Fullerton
10. Joe Henderson, rb.....Iowa State
11. Calvin Nicholson, cb.....Oregon State
12. Michael Cadore, wr.....Eastern Kentucky

1990

1. Renaldo Turnbull, de.....West Virginia
2. Vince Buck, cb.....Central State (Ohio)
3. Joel Smeenge, de.....Western Michigan
4. DeMond Winston, lb.....Vanderbilt
5. Charles Arbuckle, te.....UCLA
6a. Mick Buck, qb.....Maine
6b. James Williams, lb.....Mississippi St.
(choice acquired from Minn. thru Dallas and Raiders)

7. Scott Hough, g/t.....Maine
8a. Gerry Gdowski, qb.....Nebraska
(choice acquired from Raiders)
8b. Derrick Carr, de.....Bowling Green
9a. Broderick Graves, rb.....Winston-Salem State
(choice acquired from Raiders)
9b. Lonnie Brockman, lb.....West Virginia
10a. Gary Cooper, wr.....Clemson
(choice acquired from Raiders)
10b. Ernest Spears, s.....USC
11a. Webbie Burnett, nt.....Western Kentucky
(choice acquired from Raiders)
11b. To Philadelphia for rb Bobby Morse
12. Chris Port, t.....Duke

1991

1. To Dallas for Steve Walsh
2. Wesley Carroll, wr.....Miami (Fla.)
3. To Dallas for Steve Walsh
4. To Raiders for #6, 8, 9, 10, 11 in 1990
5. Reggie Jones, cb.....Memphis St.
6. Fred McAfee, rb.....Mississippi College
7. Hayward Haynes, g.....Florida St.
8. Frank Wainright, te.....Northern Colorado
9. Anthony Wallace, rb.....California
10. To Tampa Bay for Robert Goff
11. Scott Ross, lb.....USC
12. Mark Drabczak, g.....Minnesota

THE LAST TIME

INTERCEPTED PASS RETURNED FOR TD — Dec. 9, 1990, by Brett Maxie, 50 yards at Rams.

Opponent — Oct. 15, 1989, by James Hasty, N.Y. Jets, 34 yards.

FUMBLE RECOVERY RETURNED FOR TD — Nov. 6, 1988, by Buford Jordan, 7 yards at Washington.

Opponent — Oct. 28, 1990, by Jimmy Williams, Detroit, 53 yards.

FUMBLE RECOVERED IN END ZONE FOR TD — Dec. 18, 1983, by Steve Korte vs. Los Angeles Rams.

Opponent — Oct. 21, 1984, by Jim Jeffcoat at Dallas.

BLOCKED PUNT RETURNED FOR TD — Oct. 25, 1987, by Alvin Toles, 11 yards vs. San Francisco.

Opponent — Nov. 30, 1986, by Mosi Tatupu, New England, 17 yards.

BLOCKED FG ATTEMPT RETURNED FOR TD — Oct. 16, 1988, by Dave Waymer, 58 yards at Seattle.

Opponent — Sept. 25, 1983, by Ron Fellows at Dallas, 62 yards.

PUNT RETURN FOR TD — Sep. 10, 1989, by Derrick Shepard, 56 yards vs. Dallas.

Opponent — Nov. 19, 1984, by Louis Lipps, Pittsburgh, 76 yards.

KICKOFF RETURN FOR TD — Dec. 3, 1989, by Bobby Morse, 99 yards at Detroit.

Opponent — Oct. 20, 1985, by Cliff Austin at Atlanta, 94 yards.



SAINTS ALUMNI ROSTER

COACHES

Amadee, Lynn—LSU.....	1973
Barnes, Billy Ray — Wake Forest.....	1969-70, 1975
Beake, John — Trenton St.....	1976-77
Beard, Ed — Tennessee.....	1978-80
Biles, Ed — Miami (Ohio).....	1969-70
Buchanan, Buck — Grambling.....	1976-77
Campbell, Whitey — Miami.....	1978-80
Champion, Jim — Mississippi St.....	1971-72
Cummings, Bob — Vanderbilt.....	1973-75
Dickson, George — Notre Dame.....	1967-70
Ecklund, Brad — Oregon.....	1968-70
Erkenbeck, Jim — San Diego St.....	1986
Everest, Andy — Texas-El Paso.....	1981-85
Faulkner, Jack — Miami (Ohio).....	1967-69
Fears, Tom — UCLA.....	1967-70
Franklin, Chet — Utah.....	1978-79
Garrett, Jim — Utah State.....	1976-77
Glick, Fred — Colorado St.....	1980
Hayles, Mark — Oklahoma St.....	1985
Hefferle, Ernie — Duquesne.....	1975
Heinrich, Don — Washington.....	1969-70
Hewgley, Wimp — Wyoming.....	1974-75
Hill, Bob — Jackson State.....	1978-79
Hill, King — Rice.....	1981-85
Hughes, Ed — Tulsa.....	1978-80
Khayat, Ed — Tulane.....	1967-70
Kottke, Rich — Wagner.....	1977
Leadbetter, Bob — Mississippi Industrial.....	1974-75
Levara, John — Pittsburg (Kan.).....	1981-85
McHan, Lamar — Arkansas.....	1974-75, 1978-84
Matuszak, Marv — Tulsa.....	1971-73
Mauck, Carl — Southern Illinois.....	1982-85
Nicolaou, Nick — Southern Connecticut.....	1980
Nolan, Dick — Maryland.....	1977-80
North, John — Vanderbilt.....	1973-75
Phillips, Jim (Red) — Auburn.....	1973-75
Phillips, O.A. (Bum) — S.F. Austin.....	1981-85
Phillips, Wade — Houston.....	1981-85
Pratt, Tom — Miami.....	1978-80
Riecke, Lou — LSU.....	1980
Richardson, Harold — SMU.....	1981-85
Roberts, J.D. — Oklahoma.....	1967-68, 1971-73
Roy, Alvin — LSU.....	1976-77
Royer, Jim — Navy.....	1970-72
Rutigliano, Sam — Tulsa.....	1976-77
Shaw, Bob — Ohio State.....	1967-68
Shipp, Ken — Middle Tennessee St.....	1971-72
Shively, Doug — Kentucky.....	1974-76
Smith, Jerry — Wisconsin.....	1969-70
Spencer, Joe — Oklahoma St.....	1981-85
Stanfield, Dick — San Francisco.....	1976-80
Stram, Hank — Purdue.....	1976-77
Tate, Charlie — Florida.....	1971
Van Zandt, Lance — Lamar.....	1981-84
White, Dixie — Texas Tech.....	1973
Whitehead, Bud — Florida St.....	1971-75
Wiggin, Paul — Stanford.....	1978-79
Wood, Dick — Auburn.....	1976-77
Young, John Paul — Texas-El Paso.....	1981-85
Yowarsky, Walt — Kentucky.....	1967-68
Zapalac, Willie — Texas A&M.....	1981-85

PLAYERS

A

Abramowicz, Dan (WR) — Xavier (Ohio).....	1967-73
Absher, Dick (LB) — Maryland.....	1969-71
Adams, Michael (DB) — Arkansas St.....	1987-88
Adams, Sam (G) — Prairie View.....	1981
Adkins, Margene (WR) — Henderson J.C.....	1972
Alexander, Vincent (FB) — Southern Miss.....	1987
Anderson, Dick (T) — Ohio St.....	1967
Anderson, Gary (G) — Stanford.....	1978
Andrus, Sheldon (NT) — Nicholls State.....	1986-87
Anthony, Tyrone (RB) — North Carolina.....	1984-85
Askson, Bert (TE) — Texas Southern.....	1973
Athas, Pete (S) — Tennessee.....	1976
Atkins, Doug (DE) — Tennessee.....	1967-69
Austin, Cliff (RB) — Clemson.....	1983

B

Baker, Melvin (WR) — Michigan.....	1975
Baker, Tony (RB) — Iowa St.....	1968-71
Banks, Gordon (WR) — Stanford.....	1980-81
Barnwell, Malcolm (WR) — Virginia Union.....	1985
Barrington, Tom (RB) — Ohio St.....	1967-70
Bass, Don (TE) — Houston.....	1982
Baumgartner, Steve (DE) — Purdue.....	1973-76
Beasley, John (TE) — California.....	1973-74
Bell, Carlos (TE) — Houston.....	1971
Benjamin, Guy (QB) — Stanford.....	1980
Bennett, Barry (DE) — Concordia (Minn.).....	1978-81
Bennett, Monte (DT) — Kansas State.....	1981
Benson, Cliff (TE) — Purdue.....	1987-88
Beverly, Dwight (RB) — Illinois.....	1987
Blanchard, Tom (P) — Oregon.....	1974-78
Board, Dwaine (DE) — North Carolina A&T.....	1988
Boeke, Jim (T) — Heidelberg.....	1968
Bordelon, Ken (LB) — LSU.....	1975-83
Bosarge, Wade (DB) — Tulsa.....	1977
Boyersky, Jerry (NT) — Pittsburgh.....	1981
Boyd, Greg (S) — Arizona.....	1974
Boykin, Greg (RB) — Northwestern.....	1977
Brannon, Robert (DE) — Arkansas.....	1987
Brewer, Johnny (LB) — Mississippi.....	1968-70
Brown, Bob (TE) — Alcorn A&M.....	1972-73
Brown, Charlie (RB) — Missouri.....	1967-68
Brown, Ray (SS) — West Texas St.....	1978-80
Burchfield, Don (TE) — Ball St.....	1971
Burke, Vern (TE) — Oregon St.....	1967
Burkett, Jackie (LB) — Auburn.....	1967-70
Burns, Ed (QB) — Nebraska.....	1978-80
Burris, Bo (S) — Houston.....	1967-69
Burroughs, Ken (WR) — Texas Southern.....	1970
Burton, Larry (WR) — Purdue.....	1975-77
Butler, Bill (RB) — Kansas State.....	1972-74
Butler, Skip (K) — Texas-Arlington.....	1971

C

Carr, Tom (DE) — Morgan St.....	1968
Campbell, Earl (RB) — Texas.....	1984-85
Campbell, Joe (DE) — Maryland.....	1977-80
Campan, James (C/G) — Tulane.....	1987-88
Capone, Warren (LB) — LSU.....	1976
Carter, David (C) — Western Kentucky.....	1984-85
Cassady, Craig (DB) — Ohio St.....	1976-77



Caster, Rich (TE) — Jackson St.	1981
Chambers, Rusty (LB) — Tulane	1976
Chandler, Wes (WR) — Florida	1978-81
Chapman, Clarence (CB) — Eastern Mich.	1976-80
Chapman, Gil (WR) — Michigan	1975
Childs, Henry (TE) — Kansas	1974-80
Cipa, Larry (QB) — Michigan	1974-75
Clark, Bruce (DE) — Penn State	1982-88
Clark, Kelvin (G) — Nebraska	1982-85
Clark, Robert (WR) — N.C. Central	1987-88
Cody, Bill (LB) — Auburn	1967-70
Cofer, Mike (K) — North Carolina State	1987
Colchico, Dan (DE) — San Jose St.	1969
Coleman, Don (LB) — Michigan	1974-75
Collins, Larry (RB) — Texas A&M	1980
Colman, Wayne (LB) — Temple	1969-75
Commisskey, Chuck (G) — Mississippi	1986-88
Contz, Bill (T) — Penn State	1986-88
Coombs, Larry (C) — Idaho	1980
Cordileone, Lou (DT) — Clemson	1967-68
Cordill, Ollie (P) — Memphis St.	1969
Cortez, Bruce (CB) — Parsons	1967
Crangle, Mike (DE) — Tennessee-Martin	1972
Creech, Bob (LB) — TCU	1973
Crist, Chuck (S) — Penn St.	1975-77
Croom, Sylvester (C) — Alabama	1975
Crosby, Ron (LB) — Penn St.	1978
Cunningham, Carl (LB) — Houston	1971
Cuzzo, Gary (QB) — Virginia	1967

D

Dalton, Oakley (DT) — Jackson St.	1977
Davis, Bob (QB) — Virginia	1973
Davis, Dave (WR) — Tennessee St.	1974
Davis, Dick (RB) — Nebraska	1970
Davis, Norman (G) — Grambling	1969
Davis, Ted (LB) — Georgia Tech	1967-69
Davis, Travis (NT) — Michigan St.	1990
Dawsey, Stacey (WR) — Indiana	1987
DeForest, Joe (LB) — Southwestern La.	1987
DeGrier, Jack (RB) — Texas-Arlington	1974
Del Rio, Jack (LB) — USC	1985-86
Dempsey, Tom (K) — Palomar J.C.	1969-70
Derby, Glenn (T) — Wisconsin	1989-90
Didion, John (LB-C) — Oregon St.	1971-74
Dobler, Conrad (G) — Wyoming	1978-79
Dodd, Al (WR) — N.W. Louisiana	1969-71
Donovan, Tom (WR) — Penn State	1980
Dorris, Andy (DE) — New Mexico St.	1973-76
Douglass, John (CB) — Texas Southern	1967-68
Douglass, Bobby (QB) — Kansas	1976-77
Duckett, Kenny (WR) — Wake Forest	1983-84
Dumbauld, Jonathan (DE) — Kentucky	1986, 88
Dunbar, Jubilee (WR) — Southern	1973
Durkee, Charles (K) — Okla. St.	1967-68, 1971-72
Dusenberry, Bill (RB) — J.C. Smith	1970

E

Edelman, Brad (G) — Missouri	1982-89
Edwards, Kelvin (WR) — Liberty Baptist	1986
Elliott, Ted (NT) — Mankato State	1987
Elliott, Tony (NT) — North Texas St.	1982-88
Emanuel, Frank (LB) — Tennessee	1970
Erlebein, Russell (K-P) — Texas	1979-83
Estes, Lawrence (DE) — Alcorn A&M	1970-71
Evans, Chuck (LB) — Stanford	1980-81

F

Fagan, Julian (P) — Mississippi	1970-72
Farasopolos, Chris (S) — Brigham Young	1974
Farber, Hap (LB) — Mississippi	1970
Federspiel, Joe (LB) — Kentucky	1972-80
Feller, Happy (K) — Texas	1972-73
Felton, Eric (CB) — Texas Tech.	1978-80
Ferguson, Paul (T) — Georgia	1973-74
Ferguson, Jim (LB) — USC	1968
Fichtner, Ross (S) — Purdue	1968
Fields, Jitter (PR) — Texas	1984
Fifer, Bill (G) — West Texas St.	1978
Fink, Mike (CB) — Missouri	1973
Finnie, Roger (T) — Florida A&M	1978
Ford, James (RB) — Texas Southern	1971-72
Fourcade, Keith (LB) — Mississippi	1987
Fowler, Bobby (FB) — Louisiana Tech	1984-85
Fraser, Jim (P) — Wisconsin	1968
Frazier, Paul (RB) — Northwestern La.	1989
Fritsch, Toni (K) — None	1982
Fuller, Johnny (S) — Lamar	1973-75
Fultz, Mike (DT) — Nebraska	1977-80

G

Gajan, Hokie (FB) — LSU	1981-87
Galbreath, Tony (RB) — Missouri	1976-80
Garrett, Len (TE) — New Mexico Highlands	1973-75
Garcia, Jim (DE) — Purdue	1967
Gary, Russell (SS) — Nebraska	1981-86
Geathers, James (DE) — Wichita St.	1984-89
Gibbs, Donnie (P) — TCU	1974
Gibson, Antonio (SS) — Cincinnati	1986-89
Gilbert, Daren (T) — Cal State-Fullerton	1985-88
Gilliam, John (WR) — S. Carolina St.	1967-68, 1971
Goich, Dan (DT) — California	1977
Goodlow, Eugene (WR) — Kansas State	1984-86
Gottschalk, Darren (TE) — Cal Lutheran	1987
Granger, Hoyle (RB) — Mississippi St.	1971
Gray, David (DB) — East Los Angeles JC	1979
Gray, Kevin (DB) — Eastern Illinois	1982
Gray, Leon (T) — Jackson St.	1982-83
Gray, Mel (RB) — Purdue	1986-88
Green Arthur (LB) — Albany St.	1972
Green, Sammy (RB) — Florida	1980
Gregory, Ted (NT) — Syracuse	1988
Gresham, Bob (RB) — West Virginia	1971-72
Grooms, Elois (DE) — Tennessee Tech	1975-81
Gros, Earl (RB) — LSU	1970
Gross, Lee (C) — Auburn	1975-77
Groth, Jeff (WR) — Bowling Green	1981-85
Gwinn, Ross (G) — N.W. Louisiana	1968

H

Hall, Tom (WR) — Minnesota	1967
Hall, Willie (LB) — USC	1972-73
Hamilton, Andy (WR) — LSU	1975
Hansen, Brain (P) — Sioux Falls	1984-88
Harding, Greg (DB) — Nicholls St.	1984
Hardy, Larry (TE) — Jackson St.	1978-85
Hargett, Edd (QB) — Texas A&M	1969-72
Harris, Bill (RB) — Colorado	1971
Harris, Herbert (WR) — Lamar	1986-87
Harris, Ike (WR) — Iowa St.	1978-81
Harris, Rod (WR) — Texas A&M	1989
Harrison, Victor (WR) — North Carolina	1987
Hart, Ben (S) — Oklahoma	1967

K

Kaplan, Ken (T) — New Hampshire	1987
Kearney, Jim (S) — Prairie View	1976
Kelley, Les (RB) — Alabama	1967-69
Kelly, Mike (TE) — Davidson	1973
Kempf, Florian (K) — Pennsylvania	1987
Kilmer, Billy (QB) — UCLA	1967-70
Kimbrough, Elbert (S) — Northwestern	1968
Kingree, Rick (LB) — Tulane	1973-77
Knafel, Greg (TE) — Notre Dame	1983
Knight, Shawn (DE) — Brigham Young	1987
Knowles, David (T) — Indiana	1977
Kohlbrand, Joe (LB) — Miami (Fla.)	1985-89
Kopy, Dave (LB) — Washington	1971

Hart, Jeff (DT) — Oregon St.	1976
Hart, Tommy (DE) — Morris Brown	1979-80
Harvey, George (G) — Kansas	1967
Haviliak, Sam (WR) — Bucknell	1974
Hayes, Billie (CB) — San Diego St.	1972
Haynes, James (LB) — Mississippi Valley	1985-89
Hazelton, Major (DB) — Florida A&M	1970
Heidel, Jimmy (S) — Mississippi	1967
Herrmann, Don (WR) — Wayneburg St.	1975-77
Hester, Jim (TE) — North Dakota	1967-69
Hester, Ray (LB) — Tulane	1971-72
Hill, John (C) — Lehigh	1975-84
Hines, Glen Ray (T) — Arkansas	1971-72
Hoage, Terry (DB) — Georgia	1984-85
Hodge, Milford (DE) — Washington St.	1986
Holden, Sam (T) — Grambling	1971
Hollas, Hugo (S) — Rice	1970-72
Holloway, Stan (LB) — California	1980
Holmes, Jack (RB) — Texas Southern	1978-82
Housman, Walter (T/G) — Upsala	1987
Howard, Gene (CB) — Langston	1968-70
Howell, Delles (CB) — Grambling	1970-72
Huard, John (LB) — Maine	1971
Hubbard, Dave (T) — Brigham Young	1977
Hudson, Nat (G) — Georgia	1981
Hughes, Pat (LB) — Boston U.	1977-79
Hunt, Kevin (T) — Doane	1978
Hurley, Bill (DB) — Syracuse	1982-83
Hyatt, Fred (WR) — Auburn	1973

I

Ingram, Kevin (QB) — East Carolina	1987
------------------------------------	------

J

Jackson, Ernie (CB) — Duke	1972-77
Jacobs, Harry (LB) — Bradley	1970
Jakes, Van (CB) — Kent St.	1986-88
James, Philip (C) — Southern	1987
Jean Baptiste, Garland (FB) — LSU	1987
Johnson, Bennie (CB) — J.C. Smith	1976
Johnson, Bobby (DB) — Texas	1983-84, 1986
Johnson, Carl (G) — Nebraska	1972-73
Johnson, Earl (CB) — South Carolina	1985
Johnson, Nate (RB) — Texas Southern	1987
Johnson, Undra (RB) — West Virginia	1989
Johnson, Walter (LB) — Louisiana Tech	1989
Jones, Andrew (RB) — Washington St.	1975
Jones, Jerry (T) — Bowling Green	1967-69
Jones, Kim (FB) — Colorado St.	1977-79
Jones, Mike (WR) — Tennessee St.	1986-87, 1989
Jordan, Jimmy (RB) — Florida	1967
Jurich, Tom (K) — Northern Arizona	1978

Korte, Steve (C) — Arkansas	1983-90
Kovach, Jim (LB) — Kentucky	1979-85
Kramer, Kent (TE) — Minnesota	1967
Kramer, Tommy (QB) — Rice	1990
Krimm, John (S) — Notre Dame	1982-83
Kupp, Jake (G) — Washington	1967-75
Kuziel, Bob (C) — Pittsburgh	1972

L

Lafary, Dave (T) — Purdue	1977-85
LaGrade, Morris (RB) — Tampa	1975
LaPorta, Phil (T) — Penn State	1974-75
Laufenberg, Babe (QB) — Indiana	1986
Lawson, Odell (RB) — Langston	1973-74
Leach, Scott (LB) — Ohio State	1987
Leach, William (G/T) — North Carolina State	1987
Lee, Bivian (CB) — Prairie View	1971-75
Leggett, Earl (DT) — LSU	1967-68
Lemon, Mike (LB) — Kansas	1975
Lewis, Gary (RB) — Arizona St.	1970
Lewis, Gary (NT) — Oklahoma St.	1983
Lewis, Marvin (RB) — Tulane	1982
Lewis, Reggie (DE) — San Diego St.	1983-84
Lewis, Rodney (CB) — Nebraska	1982-84
Leypoldt, John (K) — None	1978
Linden, Errol (T) — Houston	1969-70
Linhart, Toni (K) — Austria Tech	1972
Livingston, Andy (RB) — Phoenix JC	1969-70
Loberg, Greg (G/T) — California	1987
Logan, Obert (S) — Trinity	1967
Long, Dave (DE) — Iowa	1969-72
Looney, Joe Don (RB) — Oklahoma	1969
Lorick, Tony (RB) — Arizona St.	1968-69
Lyons, Dicky (S) — Kentucky	1970

Mc

McCall, Don (RB) — USC	1967-68, 1970
McClard, Bill (K) — Arkansas	1973-75
McCormick, Dave (T) — LSU	1967-68
McCoy, Larry (LB) — Lamar	1987
McCullough, Earl (WR) — USC	1974
McGill, Ralph (S) — Tulsa	1978-79
McLemore, Dana (DB) — Hawaii	1986
McNeill, Tom (P) — Stephen F. Austin	1967-69
McNeill, Rod (RB) — USC	1974-75
McQuay, Leon (RB) — Tampa	1976

M

Manning, Archie (QB) — Mississippi	1971-75, 1977-82
Marchiol, Ken (LB) — Mesa (Colo.)	1987
Marrone, Doug (G) — Syracuse	1989
Marsalis, Jim (S) — Tennessee St.	1977
Marshall, James (DB) — Jackson St.	1980
Martin, Chris (LB) — Auburn	1983
Martin, D'artagnan (CB) — Kentucky	1971-72
Martini, Rich (WR) — Cal-Davis	1981
Maurer, Andy (G) — Oregon	1974
Mauti, Rich (WR) — Penn State	1977-83
Mathis, Reggie (LB) — Oklahoma	1979-80
Maxson, Alvin (RB) — SMU	1974-76
Mayes, Michael (CB) — LSU	1989
Merkens, Guido (QB/WR/DB) — Sam Houston	1980-85
Merlio, Jim (LB) — Stanford	1973-79
Merrill, Casey (DT) — Cal-Davis	1986
Meseroll, Mark (T) — Florida St.	1978
Middleton, Rick (LB) — Ohio St.	1974-76
Mike-Mayer, Steve (K) — Maryland	1978





Miller, Junior (TE) — Nebraska	1984
Miller, Mike (WR) — Tennessee	1985
Minor, Lincoln (RB) — New Mexico St.	1973
Montgomery, Marv (T) — USC	1976-77
Moore, Doug (DE) — Whittier	1971-72
Moore, Derland (NT) — Oklahoma	1973-85
Moore, Jerry (S) — Arizona	1973-74
Moore, Reynaud (CB) — UCLA	1971
Moorring, John (T) — Tampa	1974
Morgan, Alan (LB) — LSU	1969-70
Morris, Chris (T) — Indiana	1975
Morrison, Don (T) — Texas-Arlington	1971-77
Muncie, Chuck (RB) — California	1976-80
Myers, Tommy (S) — Syracuse	1972-81

N

Nairne, Rob (LB) — Oregon	1981-83
Neal, Richard (DE) — Southern	1969-72, 1978
Nevett, Elijah (CB) — Clark	1967-70
Newland, Bob (WR) — Oregon	1971-74
Newsome, Billy (DE) — Grambling	1973-74
Ninowski, Jim (QB) — Michigan St.	1969
Nyval, Vic (RB) — N.W. Louisiana	1970

O

Ogden, Ray (WR) — Alabama	1967
O'Neal, Ken (TE) — Oklahoma State	1987
O'Neal, Steve (P) — Texas A&M	1973
Otis, Jim (RB) — Ohio St.	1970
Oubre, Louis (G) — Oklahoma	1982-84
Owens, Artie (WR) — West Virginia	1980
Owens, Joe (DE) — Alcorn A&M	1971-75
Owens, Tinker (WR) — Oklahoma	1976, 1978-80

P

Palmer, Dick (LB) — Kentucky	1973
Parker, Joel (WR) — Florida	1974-77
Parker, Steve (DE) — Idaho	1980
Parks, Dave (TE) — Texas Tech	1968-72
Partridge, Rick (P) — Utah	1979-80
Pattison, Mark (WR) — Washington	1987-88
Paul, Whitney (LB) — Colorado	1982-85
Pelluer, Scott (LB) — Washington St.	1981-85, 87
Perot, Petey (G) — N.W. Louisiana	1985
Perry, Vernon (S) — Jackson St.	1983
Phillips, Jess (RB) — Michigan St.	1973-74
Phillips, Kim (CB) — North Texas	1989
Pietrzak, Jim (C) — Eastern Michigan	1979-84
Pitts, Elijah (RB) — Philander Smith	1970
Poage, Ray (TE) — Texas	1967-70
Poe, Johnnie (CB) — Missouri	1981-87
Pollard, Bob (DE) — Weber St.	1971-77
Preece, Steve (DB) — Oregon St.	1969
Price, Alex (DT) — Alcorn St.	1973-80
Profit, Joe (RB) — Northeast Louisiana	1973
Prudhomme, Remi (G-C) — LSU	1971

R

Rackley, David (DB) — Texas Southern	1985
Ramsey, Nate (S) — Indiana	1973
Ramsey, Steve (QB) — North Texas St.	1970
Rasley, Rocky (G) — Oregon St.	1974
Ray, Ricky (CB) — Norfolk St.	1979-80
Reaves, Ken (CB) — Norfolk St.	1974
Rebowe, Rusty (LB) — Nicholls St.	1978
Redd, Glen (LB) — Brigham Young	1981-86
Reese, Don (DE) — Jackson St.	1978-80

Rengel, Mike (DT) — Hawaii	1969
Ricardo, Benny (K) — San Diego St.	1980-81
Rice, Floyd (LB) — Alcorn St.	1978
Richey, Mike (T) — North Carolina	1970
Riley, Preston (WR) — Memphis St.	1973
Riordan, Tim (QB) — Temple	1987
Rissmiller, Ray (T) — Georgia	1967
Roaches, Carl (KR) — Texas A&M	1985
Roberts, Walt (TE) — San Jose St.	1967
Robinson, Craig (T) — Houston	1972-73
Robinson, Virgil (LB) — Grambling	1971
Rodenberger, Jeff (FB) — Maryland	1987
Roe, Bill (LB) — Colorado	1987
Rogers, George (HB) — South Carolina	1981-84
Rogers, Jimmy (RB) — Oklahoma	1979-84
Rogers, Steve (RB) — LSU	1975
Rose, George (CB) — Auburn	1967
Rourke, Jim (T) — Boston College	1985
Roussel, Tom (LB) — Southern Mississippi	1971-72
Rowe, Dave (DT) — Penn State	1967-70
Ryczek, Paul (C) — Virginia	1981

S

Saindon, Pat (G) — Vanderbilt	1986
Sandeman, Bill (T) — Pacific	1967
Saul, Bill (LB) — Penn State	1969
Scarpatti, Joe (DB) — North Carolina St.	1970
Schmidt, Roy (G) — Long Beach St.	1967-68
Schmidt, Terry (CB) — Ball St.	1974-75
Schreiber, Adam (G) — Texas	1985
Schultz, Randy (RB) — St. Coll. of Iowa	1967-68
Schumacher, Kurt (G) — Ohio St.	1975-77
Schwartz, Don (SS) — Washington St.	1978-80
Schweda, Brian (DE) — Kansas	1967-68
Scott, Bobby (QB) — Tennessee	1973-82
Scott, Lindsay (WR) — Georgia	1982-85
Scott, Malcolm (TE) — LSU	1987
Seal, Paul (TE) — Michigan	1974-76
Shaw, Bob (WR) — Winston-Salem St.	1970
Shepard, Derrick (WR) — Oklahoma	1989
Shinners, John (G) — Xavier (Ohio)	1969-70
Shy, Don (RB) — San Diego St.	1969
Simmons, Dave (LB) — Georgia Tech.	1967
Simmons, Jerry (WR) — Bethune-Cookman	1967
Simonini, Ed (LB) — Texas A&M	1982
Slaughter, Chuck (T) — South Carolina	1982
Smith, Royce (G) — Georgia	1972-73
South, Ronnie (CB) — Arkansas	1968
Spencer, Maurice (CB) — North Carolina	1974-78
Spivey, Mike (CB) — Colorado	1980-81
Stabler, Ken (QB) — Alabama	1982-84
Stauch, Scott (RB) — UCLA	1981
Stemrick, Greg (CB) — Colorado St.	1983
Stevens, Howard (RB) — Louisville	1973-74
Stewart, Jimmy (SS) — Tulsa	1977
Stickles, Monty (TE) — Notre Dame	1968
Steive, Terry (G) — Wisconsin	1976-77
Stincic, Tom (LB) — Michigan	1972
Stonebreaker, Steve (LB) — Detroit	1967-68
Strachan, Mike (RB) — Iowa St.	1975-80
Strand, Eli (G) — Iowa St.	1967
Strong, Jim (RB) — Houston	1971-72
Sturm, Jerry (T-C) — Illinois	1967-70
Sturt, Fred (G) — Bowling Green	1978-81
Sutherland, Doug (G) — Wisconsin St.	1970
Sutton, John (CB) — New Mexico	1987
Sutton, Reggie (CB) — Miami (Fla.)	1987-88

Sweeten, Karl (QB) — Wake Forest	1968
Swinney, Clovis (DT) — Arkansas St.	1970
Swoopes, Pat (NT) — Mississippi St.	1987, 89
Szaro, Rich (K) — Harvard	1975-78
Szymakowski, Dave (WR) — West Texas St.	1968

T

Talbert, Don (T) — Texas	1969-70
Taylor, Derrick (FS) — North Carolina State	1987
Taylor, James (T) — Missouri	1978-81
Taylor, Jim (RB) — LSU	1967
Taylor, Mike (T) — USC	1969-70
Thaxton, James (TE) — Tennessee St.	1976-77
Thomas, Charlie (KR) — Tennessee St.	1975
Thomas, Curtland (WR) — Missouri	1987
Thomas, Henry (G) — Southwest Texas State	1987
Thomas, Jue (WR) — Mississippi Valley	1987
Thomas, Speedy (WR) — Utah	1973-74
Thompson, Aundra (WR) — East Texas St.	1981-82
Thompson, Bobby (S) — Arizona	1969
Thompson, Dave (T) — Clemson	1974-75
Thorp, Don (NT) — Illinois	1984
Thurman, Junior (DB) — USC	1987
Tilleman, Mike (DT) — Montana	1967-70
Todd, Richard (QB) — Alabama	1984-85
Toles, Alvin (LB) — Tennessee	1985-88
Toussaint, Darrell (DB) — Northwestern La.	1987
Townes, Willie (DE) — Tulsa	1970
Tullis, Willie (CB) — Troy St. (Ala.)	1985-86
Tyler, Toussaint (RB) — Washington	1981-82

V

Vanderbundt, Skip (LB) — Oregon St.	1978
Vandersea, Phil (LB) — Massachusetts	1967
Van Wagner, Jim (FB) — Michigan Tech.	1978

W

Walker, Dwight (WR) — Nicholls St.	1987
Walker, Jeff (G) — Memphis St.	1988-89
Walker, Mike (DE) — Tulane	1971
Ward, Carl (S) — Michigan	1969
Ward, Chris (T) — Ohio St.	1984
Warren, Frank (DE) — Auburn	1981-89
Washington, Dave (LB) Alcorn St.	1980
Waters, Mike (TE) San Diego State	1987

SUPERDOME FACTS

Total Land Area	52 acres
Height	273 feet
Diameter	680 feet clear span
Concrete	169,000 cubic yards
Structural Steel	20,000 tons
Air Conditioning	9,600 tons
Convention Rooms	40
Restrooms	88
Private Box Suites	132

Watson, John (T) — Oklahoma	1977-79
Watson, Mike (T) — Miami (O.)	1977
Wattelet, Frank (FS) — Kansas State	1981-87
Waymer, Dave (DB) — Notre Dame	1980-89
Weatherspoon, Cephus (WR) — Ft. Lewis Col.	1972
Weissenhofer, Ron (LB) — Notre Dame	1987
Welch, Claxton (RB) — Oregon	1970
Wendryhoski, Joe (C) — Illinois	1967-68
Westbrooks, Greg (LB) — Colorado	1975-77
Wheelwright, Ernie (RB) — So. Illinois	1967-70
Whitaker, Creston (WR) — North Texas St.	1972
Whitsell, Dave (S) — Indiana	1967-69
Whittingham, Fred (LB) — Cal Poly-SLO	1967-68
Wickert, Tom (G) — Washington St.	1975-76
Wicks, Bob (WR) — Utah St.	1974
Williams, Brooks (TE) — North Carolina	1978-81
Williams, Del (G) — Florida St.	1967-73
Williams, Joe (RB) — Wyoming	1972
Williams, John (FB) — Wisconsin	1986
Williams, Ralph (G) — Southern	1985-86
Williams, Richard (WR) — Abilene Christian	1974
Willis, Len (WR) — Ohio St.	1977
Wilson, Dave (QB) — Illinois	1981, 1983-89
Wilson, Tim (FB) — Maryland	1983-84
Wilson, Wayne (FB) — Shepherd	1979-86
Winars, Jeff (DT) — USC	1970
Winslow, Doug (WR) — Drake	1973
Winslow, George (P) — Villanova	1989
Winston, Dennis (LB) — Arkansas	1982-85
Winther, Wimpy (C) — Mississippi	1972
Woerner, Scott (DB) — Georgia	1987
Wood, Gary (QB) — Cornell	1967
Woods, Robert (T) — Tennessee St.	1977-80
Woodson, Marv (S) — Indiana	1969
Word, Barry (RB) — Virginia	1987-88
Wyatt, Doug (S) — Tulsa	1970-72

Y

Yepremian, Garo (K) — None	1979
Young, Kevin (DE) — Utah State	1987
Young, Tyrone (WR) — Florida	1983-85
Youngblood, George (S) — Los Angeles St.	1967-68

Z

Zanders, Emanuel (G) — Jackson St.	1974-80
------------------------------------	---------





SAINTS LEADERS BY YEARS

RUSHING

	Att.	Yds.	Avg.	Long	TD
1967 — Jim Taylor	130	390	3.0	16	2
1968 — Don McCall	155	637	4.1	48	4
1969 — Andy Livingston	181	761	4.2	18	5
1970 — Tony Baker	82	337	4.1	27	5
1971 — Jim Strong	95	404	4.3	39	3
1972 — Bob Gresham	120	381	3.2	23	3
1973 — Jess Phillips	198	663	3.3	20	0
1974 — Alvin Maxson	165	714	4.3	66t	2
1975 — Mike Strachan	161	668	4.1	21	2
1976 — Chuck Muncie	148	652	4.4	51	2
1977 — Chuck Muncie	201	811	4.0	36	6
1978 — Tony Galbreath	186	635	3.4	20	5
1979 — Chuck Muncie	238	1198	5.0	69t	11
1980 — Jimmy Rogers	80	366	4.6	24	1
1981 — George Rogers	378	1674	4.4	79t	13
1982 — George Rogers	122	535	4.4	38	3
1983 — George Rogers	256	1144	4.5	76t	5
1984 — George Rogers	239	914	3.8	28	2
1985 — Wayne Wilson	168	645	3.8	41t	1
1986 — Rueben Mayes	286	1353	4.7	50	8
1987 — Rueben Mayes	243	917	3.8	38	5
1988 — Dalton Hilliard	204	823	4.0	36	5
1989 — Dalton Hilliard	344	1262	3.7	40	13
1990 — Craig Heyward	129	599	4.6	47t	4

LONGEST RUNS

1967 — Don McCall, 48t at Washington 12-17
1968 — Don McCall, 48 vs. Washington 9-22
1969 — Tony Baker, 54 at St. Louis 11-2
1970 — Tony Baker, 27 at St. Louis 10-11
1971 — Jim Strong, 39 at San Francisco 11-14
1972 — Bill Butler, 27 at Atlanta 11-12
1973 — Archie Manning, 23 at Los Angeles 11-11
1974 — Alvin Maxson, 66t vs. St. Louis 12-8
1975 — Steve Rogers, 22 vs. Chicago 12-21
1976 — Tony Galbreath, 74t at Kansas City 9-26
1977 — Chuck Muncie, 36 vs. Los Angeles 10-30
1978 — Chuck Muncie, 28 at Atlanta 11-26
1979 — Chuck Muncie, 69t vs. Atlanta 9-2
1980 — Tony Galbreath, 26 at Los Angeles 9-2
1981 — George Rogers, 79t at Cleveland 10-18
1982 — George Rogers, 38 at San Francisco 11-28
1983 — George Rogers, 76t vs. St. Louis 9-4
1984 — Hokie Gajan, 62t at Dallas 10-21



1985 — Earl Campbell, 45 at Atlanta 12-22
 1986 — Rueben Mayes, 50 vs. New England 11-30
 1987 — Rueben Mayes, 38 vs. San Francisco 10-25
 1988 — Craig Heyward, 73t vs. Raiders 10-23
 1989 — Dalton Hilliard, 40 vs. Rams 11-26
 1990 — Gill Fenerty, 60t at Rams 12-9

PASSING

	Att.	Comp.	Yards	Pct.	Long	Int	TD
1967 — Gary Cuozzo	260	134	1562	.515	49	12	7
1968 — Billy Kilmer	315	167	2060	.530	51	17	15
1969 — Billy Kilmer	360	193	2532	.536	52	17	20
1970 — Billy Kilmer	237	135	1557	.569	46	17	6
1971 — Edd Hargett	210	96	1191	.457	49	5	6
1972 — Archie Manning	448	230	2781	.513	66t	21	18
1973 — Archie Manning	267	140	1642	.524	65t	12	10
1974 — Archie Manning	261	134	1429	.513	79t	16	6
1975 — Archie Manning	338	159	1685	.470	71t	17	7
1976 — Bobby Douglass	212	103	1288	.486	74	8	4
1977 — Archie Manning	205	113	1284	.551	59t	9	8
1978 — Archie Manning	471	291	3416	.618	71t	16	17
1979 — Archie Manning	420	252	3169	.600	85	20	15
1980 — Archie Manning	509	309	3716	.607	56	20	23
1981 — Archie Manning	232	134	1447	.578	55	11	5
1982 — Ken Stabler	189	117	1343	.619	48	10	6
1983 — Ken Stabler	311	176	1988	.566	48	18	9
1984 — Richard Todd	312	161	2178	.516	74	19	11
1985 — Dave Wilson	293	145	1843	.495	50	15	11
1986 — Dave Wilson	342	189	2353	.553	63t	12	7
1987 — Bobby Hebert	294	164	2119	.558	67	9	15
1988 — Bobby Hebert	478	280	3156	.586	40t	15	20
1989 — Bobby Hebert	353	222	2686	.629	54t	15	15
1990 — Steve Walsh	327	175	1970	.535	58	13	12

LONGEST COMPLETION

1967 — 96, Billy Kilmer to Walter Roberts at Philadelphia 11-19
1968 — 51, Billy Kilmer to Jim Hester vs. Pittsburgh 12-15
1969 — 70, Jim Ninowski to Don Shy at Los Angeles 10-5
1970 — 49, Edd Hargett to Bob Shaw at Cincinnati 11-29
1971 — 63, Archie Manning to Danny Abramowicz at Houston 10-3
1972 — 66t, Archie Manning to Dave Parks at N.Y. Giants 10-8
1973 — 65t, Archie Manning to Jubilee Dunbar at Los Angeles 11-11
1974 — 79t, Archie Manning to Bob Newland vs. Los Angeles 11-17
1975 — 71t, Archie Manning to Larry Burton vs. Atlanta 11-2
1976 — 74, Bobby Douglass to Tinker Owens vs. San Francisco 12-12
1977 — 59t, Archie Manning to Henry Childs vs. Green Bay 9-18
1978 — 71t, Archie Manning to Larry Hardy at Atlanta 11-26
1979 — 85, Archie Manning to Wes Chandler at San Francisco 9-23
1980 — 56, Archie Manning to Brooks Williams vs. Atlanta 10-19
1981 — 55, Archie Manning to Wayne Wilson at Cleveland 10-18



- 1982 — 48, Ken Stabler to Aundra Thompson at Chicago 9-19
 1983 — 48, Ken Stabler to Kenny Duckett at Los Angeles 9-11
 1984 — 74, Richard Todd to Tyrone Young at Chicago 10-7
 1985 — 76t, Bobby Hebert to Eugene Goodlow vs. San Francisco 12-15
 1986 — 84, Bobby Hebert to Eric Martin vs. Green Bay 9-14
 1987 — 82t, John Fourcade to Make Waters vs. Los Angeles 10-4
 1988 — 40, Bobby Hebert to John Tice vs. Dallas 10-3
 40t, Bobby Hebert to Eric Martin vs. Denver 11-20
 1989 — 54t, Bobby Hebert to Floyd Turner at Rams 10-22
 54t, John Fourcade to Dalton Hilliard at Buffalo 12-10
 1990 — 68t, John Fourcade to Floyd Turner at Atlanta, 10-7

RECEIVING

	No.	Yds.	Avg.	Long	TD
1967 — Danny Abramowicz	50	721	14.4	80	6
1968 — Danny Abramowicz	54	890	16.4	47	7
1969 — Danny Abramowicz	73	1051	13.9	49	7
1970 — Danny Abramowicz	55	906	16.5	48	5
1971 — Danny Abramowicz	37	657	17.8	63	5
1972 — Bob Newland	47	579	12.3	42	2
1973 — John Beasley	31	280	9.0	22	1
1974 — Alvin Maxson	42	294	7.0	22	1
1975 — Alvin Maxson	41	234	5.7	33	0
1976 — Tony Galbreath	54	420	7.8	35	1
1977 — Tony Galbreath	41	265	6.5	30	0
1978 — Tony Galbreath	74	582	7.9	35	2
1979 — Wes Chandler	65	1069	16.4	85	6
1980 — Wes Chandler	65	975	15.0	50	6
1981 — Jack Holmes	38	206	5.4	19	0
1982 — Jeff Groth	30	383	12.8	39	1
1983 — Jeff Groth	49	585	11.9	42	1
1984 — Hokie Gajan	35	288	8.2	51	2
1985 — Hoby Brenner	42	652	15.5	30	3
1986 — Mike Jones	48	625	13.0	45	3
1987 — Eric Martin	44	778	17.7	67	7
1988 — Eric Martin	85	1083	12.7	40t	7
1989 — Eric Martin	68	1090	16.0	53t	8
1990 — Eric Martin	63	912	14.5	58	5

HIGHEST AVERAGE GAIN (Per Reception)

- 1967 — 22.6, Walt Roberts (17 for 834, 3 TDs)
 1968 — 17.6, Jim Hester (17 for 300, 2 TDs)
 1969 — 16.2, Al Dodd (37 for 600, 1 TD)
 1970 — 17.3, Al Dodd (28 for 484, 1 TD)
 17.2, Dave Parks (26 for 447, 2 TDs)
 1971 — 19.9, Al Dodd (15 for 298, 0 TD)
 1972 — 17.6, Danny Abramowicz (38 for 668, 7 TDs)
 1973 — 19.4, Jubilee Dunbar (23 for 447, 4 TDs)
 1974 — 18.1, Bob Newland (27 for 490, 2 TDs)
 1975 — 19.1, Larry Burton (16 for 305, 2 TDs)



- 1976 — 20.1, Tinker Owens (12 for 241, 1 TD)
 1977 — 18.9, Don Herrmann (31 for 586, 0 TD)
 1978 — 16.4, Henry Childs (53 for 869, 4 TDs)
 1979 — 16.6, Henry Childs (51 for 846, 5 TDs)
 1980 — 18.7, Ike Harris (37 for 692, 6 TDs)
 1981 — 19.0, Jeff Groth (20 for 380, 1 TD)
 1982 — 17.5, Rich Mauti (4 for 70, 0 TD)
 17.3, Aundra Thompson (8 for 138, 1 TD)
 1983 — 14.9, Kenny Duckett (19 for 283, 2 TDs)
 1984 — 20.6, Tyrone Young (29 for 597, 3 TDs)
 1985 — 18.8, Eugene Goodlow (32 for 603, 3 TDs)
 1986 — 18.2, Eric Martin (37 for 675, 5 TDs)
 1987 — 17.7, Eric Martin (44 for 778, 7 TDs)
 1988 — 13.4, Brett Perriman (16 for 215, 2 TDs)
 1989 — 17.8, Brett Perriman (20 for 356, 0 TDs)
 1990 — 18.9, Floyd Turner (21 for 396, 4 TDs)

INTERCEPTIONS

	No.	Yds.	Avg	Long	TD
1967 — Dave Whitsell	10	178	17.8	41t	2
1968 — Dave Whitsell	6	50	8.3	32	0
1969 — Elijah Nevet	3	20	6.6	20	0
1970 — Hugo Hollas	5	79	15.8	29	0
1971 — Delles Howell	5	56	11.2	25	0
1972 — Bivian Lee	4	65	16.3	32	0
1973 — Ernie Jackson	3	40	13.3	23	0
Tommy Myers	3	33	11.0	20	0
Jim Merlo	3	25	8.3	16	0
Bivian Lee	3	23	7.7	12	0
1974 — Ernie Jackson	4	53	13.3	28	0
Terry Schmidt	4	27	6.8	24	1
1975 — Tommy Myers	5	83	16.6	29	0
1976 — Jim Merlo	4	142	35.5	83t	2
1977 — Chuck Crist	4	6	1.5	2	0
1978 — Tommy Myers	6	167	27.8	97t	1
1979 — Tommy Myers	7	127	18.1	52	1
1980 — Tommy Myers	5	96	19.2	48	0
1981 — Dave Waymer	4	54	13.5	31	0
1982 — Russell Gary	2	25	12.5	19	0
Dennis Winston	2	-2	-1.0	0	0
1983 — Johnnie Poe	7	146	20.9	31t	1
1984 — Dave Waymer	4	9	2.3	9	0
1985 — Dave Waymer	6	49	8.2	28	0
1986 — Dave Waymer	9	48	5.3	17	0
1987 — Dave Waymer	5	78	15.6	35	0
Reggie Sutton	5	68	13.6	26	0
1988 — Gene Atkins	4	42	10.5	40	0
1989 — Dave Waymer	6	66	11.0	42	0



1990 — Brett Maxie	2	88	44.0	50t	1
Toi Cook	2	55	27.5	50	0
Gene Atkins	2	15	7.5	15	0
Bennie Thompson	2	0	0.0	0	0

QUARTERBACK SACKS

	No.	Yds.
1973 — Bob Pollard, DT	7	—
1974 — Bob Pollard, DT	9	—
1975 — Bob Pollard, DT	7	—
1976 — Derland Moore, DT	8	—
Bob Pollard, DT	8	—
1977 — Elois Grooms, DE	7	—
1978 — Elois Grooms, DE	9	57
1979 — Elois Grooms, DE	12	107
Don Reese, DE	12	90
1980 — Derland Moore, NT	8.5	72
1981 — Rickey Jackson, LB	8	62
1982 — Bruce Clark, DE	5.5	51
1983 — Rickey Jackson, LB	11	75
1984 — Rickey Jackson, LB	12	95
1985 — Rickey Jackson, LB	11	89
1986 — James Geathers, DE	9	73
Rickey Jackson, LB	9	71
1987 — Pat Swilling, LB	10.5	87
1988 — Rickey Jackson, LB	7	66
Pat Swilling, LB	7	65
1989 — Pat Swilling, LB	16.5	164
1990 — Pat Swilling, LB	11.0	68

SCORING

	TD	FG	PAT	Points
1967 — Charlie Durkee	—	14-32	27-27	69
1968 — Charlie Durkee	—	19-37	27-27	84
1969 — Tom Dempsey	—	22-41	33-35	99
1970 — Tom Dempsey	—	18-34	16-17	70
1971 — Charlie Durkee	—	16-23	24-25	72
1972 — Danny Abramowicz	7	—	—	42
1973 — Bill McClard	—	13-24	9-9	48
1974 — Bill McClard	—	9-16	19-20	46
1975 — Rich Szaro	—	10-16	16-17	46
1976 — Rich Szaro	—	18-23	25-29	79
1977 — Henry Childs	9	—	—	54
1978 — Tony Galbreath	7	—	—	42
Chuck Muncie	7	—	—	42
1979 — Garo Yepremian	—	12-16	39-40	75
1980 — Benny Ricardo	—	10-17	31-34	61
1981 — George Rogers	13	—	—	78
1982 — Wayne Wilson	5	—	—	30
1983 — Morten Andersen	—	18-24	37-38	91



1984 — Morten Andersen	—	20-27	34-34	94
1985 — Morten Andersen	—	31-35	27-29	120
1986 — Morten Andersen	—	26-30	30-30	108
1987 — Morten Andersen	—	28-36	37-37	121
1988 — Morten Andersen	—	26-36	32-33	110
1989 — Dalton Hilliard	18	—	—	108
Morten Andersen	—	20-29	44-45	104
1990 — Morten Andersen	—	21-27	29-29	92

PUNT RETURNS

	No.	Yds.	Avg.	Long	TD
1967 — Walter Roberts	11	50	4.5	11	0
1968 — John Gilliam	15	60	4.0	21	0
1969 — Al Dodd	15	106	7.1	21	0
1970 — Al Dodd	14	129	9.2	41	0
1971 — Al Dodd	13	88	6.8	14	0
1972 — Tommy Myers	9	43	4.8	10	0
1973 — Howard Stevens	17	171	10.1	37	0
1974 — Howard Stevens	37	376	10.2	40	0
1975 — Gil Chapman	17	207	12.2	42	0
1976 — Pete Athas	35	332	9.5	67	0
1977 — Rich Mauti	38	281	7.4	33	0
1978 — Wes Chandler	34	233	6.9	32	0
1979 — Rich Mauti	27	218	8.1	23	0
1980 — Rich Mauti	11	111	10.1	18	0
1981 — Jeff Groth	37	436	11.8	36	0
1982 — Jeff Groth	21	144	6.9	18	0
1983 — Jeff Groth	39	275	7.1	38	0
1984 — Jitter Fields	27	236	8.7	61	0
1985 — Willie Tullis	17	141	8.3	17	0
1986 — Eric Martin	24	227	9.5	39	0
1987 — Mel Gray	24	352	14.7	80	0
1988 — Mel Gray	25	305	12.2	66t	1
1989 — Rod Harris	27	196	7.3	20	0
1990 — Vince Buck	37	305	8.2	33	0

PUNTING

	No.	Yds.	Avg.	Long
1967 — Tom McNeill	74	3174	42.9	66
1968 — Tom McNeill	49	2009	41.0	58
1969 — Ollie Cordill	42	1719	40.9	58
1970 — Julian Fagan	77	3269	42.5	64
1971 — Julian Fagan	77	3188	41.4	64
1972 — Julian Fagan	71	2899	40.8	71
1973 — Steve O'Neal	81	3375	41.7	71
1974 — Tom Blanchard	88	3705	42.1	71
1975 — Tom Blanchard	92	3776	41.0	61
1976 — Tom Blanchard	101	3974	39.3	63
1977 — Tom Blanchard	82	3474	42.4	66
1978 — Tom Blanchard	84	3532	42.0	61



1979 — Rick Partridge	57	2330	40.9	61
1980 — Russell Erxleben	89	3499	39.2	57
1981 — Russell Erxleben	66	2672	40.5	60
1982 — Russell Erxleben	46	1976	43.0	60
1983 — Russell Erxleben	74	3034	41.0	60
1984 — Brian Hansen	69	3020	43.8	66
1985 — Brian Hansen	69	3763	42.3	58
1986 — Brian Hansen	81	3456	42.7	66
1987 — Brian Hansen	52	2104	40.5	60
1988 — Brian Hansen	72	2913	40.5	64
1989 — Tommy Barnhardt	55	2179	39.6	56
1990 — Tommy Barnhardt	70	2990	42.7	65

KICKOFF RETURNS

	No.	Yds.	Avg.	Long	TD
1967 — Walter Roberts	28	737	26.3	91t	1
1968 — Gene Howard	23	533	23.2	36	0
1969 — Don Shy	16	447	27.9	57	0
1970 — Al Dodd	15	319	21.3	32	0
1971 — Virgil Robinson	19	443	23.3	51	0
1972 — Margene Adkins	43	1020	23.7	61	0
1973 — Howard Stevens	26	590	22.7	48	0
1974 — Howard Stevens	33	749	22.7	41	0
1975 — Gil Chapman	28	614	21.9	36	0
1976 — Tony Galbreath	20	399	19.9	32	0
1977 — Clarence Chapman	15	385	25.7	92t	1
1978 — Wes Chandler	32	760	23.8	38	0
1979 — Rich Mauti	36	801	22.2	39	0
1980 — Jimmy Rogers	41	930	22.9	88	0
1981 — Wayne Wilson	31	722	23.3	57	0
1982 — Aundra Thompson	10	211	21.1	35	0
1983 — Kenny Duckett	33	719	21.8	61	0
1984 — Tyrone Anthony	22	490	22.3	64	0
1985 — Willie Tullis	23	480	20.9	62	0
1986 — Mel Gray	31	866	27.9	101t	1
1987 — Dalton Hilliard	10	248	24.8	74	0
1988 — Gene Atkins	20	424	21.2	57	0
Mel Gray	32	670	20.9	39	0
1989 — Bobby Morse	10	278	27.8	99t	1
Gene Atkins	12	245	20.4	32	0
1990 — Gene Atkins	19	471	24.8	50	0
Gill Fenerty	28	572	20.4	58	0



SAINTS ALL-TIME LEADERS

RUSHING

	Att.	Yds.	Avg.	Long	TD
1. George Rogers (1981-84)	995	4,267	4.3	79t	23
2. Rueben Mayes (1986-88, 1990)	837	3,408	4.1	50	23
3. Chuck Muncie (1976-80)	787	3,386	4.3	69t	28
4. Dalton Hilliard (1986-90)	882	3,302	3.7	40	30
5. Tony Galbreath (1976-80)	760	2,865	3.8	74t	27
6. Wayne Wilson (1979-85)	658	2,463	3.7	41t	16
7. Archie Manning (1971-82)	358	2,058	5.7	27	18
8. Mike Strachan (1975-80)	471	1,899	4.0	31	14
9. Hokie Gajan (1982-85)	252	1,358	5.4	62t	11
10. Jess Phillips (1973-74)	372	1,219	3.3	20	2
11. Alvin Maxson (1974-76)	338	1,205	3.6	66t	6

PASSING

	Att.	Comp.	Yds.	Pct.	TD	Int.
1. Archie Manning (1971-82)	3,335	1,849	21,734	55.4	115	156
2. Bobby Hebert (1985-89)	1,385	804	9,667	58.1	57	51
3. Billy Kilmer (1967-70)	1,116	592	7,490	53.0	47	62
4. Dave Wilson (1981-89)	1,038	551	6,987	53.1	36	55
5. Ken Stabler (1983-84)	570	326	3,670	57.2	17	33
6. Bobby Scott (1973-82)	500	237	2,781	47.4	15	29

RECEIVING

	No.	Yds.	Avg.	Long	TD
1. Eric Martin (1985-90)	332	5,060	15.2	84	36
2. Danny Abramowicz (1967-73)	309	4,875	15.7	80t	37
3. Tony Galbreath (1976-80)	284	2,221	7.8	38	6
4. Hoby Brenner (1982-90)	229	3,322	14.5	57	20
5. Henry Childs (1974-80)	207	3,220	15.6	59t	25
6. Wes Chandler (1978-81)	182	2,801	15.4	85t	15
7. Wayne Wilson (1979-86)	179	1,517	8.5	55	14
8. Dave Parks (1968-72)	149	2,264	15.2	66	16
9. Jeff Groth (1981-85)	147	2,073	14.1	56t	5
10. Dalton Hilliard (1986-90)	140	1,345	9.6	54t	8
11. Lonzell Hill (1987-90)	136	1,696	12.5	46	13
John Tice (1983-90)	136	1,373	10.1	40	15
13. Chuck Muncie (1976-80)	125	1,086	8.7	35	1
14. Bob Newland (1971-74)	124	1,877	15.1	79t	8

SCORING

	TD	PAT	FG	Total
1. Morten Andersen (1982-90)	—	276	192	852
2. Charlie Durkee (1967-68, 71-72)	—	87	52	243
3. Dalton Hilliard (1986-90)	38	—	—	228
4. Danny Abramowicz (1967-73)	37	—	—	222



5. Eric Martin (1985-90).....	36	—	—	216
6. Tony Galbreath (1976-80).....	33	1	2	205
7. Rich Szaro (1975-78).....	—	79	37	190
8. Wayne Wilson (1979-86).....	30	—	—	180
9. Chuck Muncie (1976-80).....	29	—	—	174
10. Tom Dempsey (1969-70).....	—	49	40	169
11. Henry Childs (1974-80).....	27	—	—	162
12. George Rogers (1981-84).....	23	—	—	138
Rueben Mayes (1986-88, 1990).....	23	—	—	138

PUNTING

	No.	Avg.	Long	
1. Tom McNeill (1967-69).....	130	42.3	81	
2. Brian Hansen (1984-88).....	363	42.0	66	
3. Steve O'Neal (1973).....	81	41.7	71	
4. Julian Fagan (1970-72).....	225	41.6	71	
5. Tom Blanchard (1974-78).....	447	41.3	71	
6. Tommy Barnhardt (1987; 1989-90).....	157	41.5	65	
7. Rick Partridge (1979).....	57	40.9	61	
8. Ollie Cordill (1969).....	42	40.9	58	
9. Russell Exleben (1979-83).....	279	40.6	60	

INTERCEPTIONS

	No.	Yds.	Avg.	Long	TD
1. Dave Waymer (1980-89).....	37	395	10.7	44	0
2. Tommy Myers (1972-81).....	36	621	17.3	97t	2
3. Dave Whitsell (1967-69).....	19	242	12.7	41	2
4. Johnnie Poe (1981-87).....	17	269	15.8	40t	2
5. Ernie Jackson (1972-77).....	15	187	12.5	46	0
6. Frank Watelet (1981-87).....	12	135	11.3	35t	1
7. Brett Maxie (1985-90).....	11	187	17.0	50t	2
Hugo Hollas (1970-72).....	11	149	13.5	29	0
9. Gene Atkins (1987-90).....	10	67	6.7	40	0

MOST QUARTERBACK SACKS

	No.	Yds
1. Rickey Jackson (1981-90).....	85.5	650
2. Pat Swilling (1986-90).....	49	423
3. Elois Grooms (1975-81).....	43	—
Jim Wilks (1981-90).....	43	312
5. Frank Warren (1981-89).....	41	271
6. Derland Moore (1973-85).....	40.5	301
7. Bruce Clark (1982-88).....	39.5	284
8. Bob Pollard (1971-77).....	37	—
9. James Geathers (1984-89).....	26	203
10. Don Reese (1978-80).....	18	148



PUNT RETURNS

	No.	Yds.	Avg.	Long	TD
1. Mel Gray (1986-88).....	49	657	13.4	80	1
2. Gil Chapman (1975).....	17	207	12.2	42	0
3. Howard Stevens (1973-74).....	54	547	10.1	40	0
4. Pete Athas (1976).....	35	332	9.5	40	0
5. Eric Martin (1985-86).....	30	274	9.1	39	0
6. Jitter Fields (1984).....	27	236	8.7	61	0
7. Jeff Groth (1981-85).....	104	887	8.5	38	0

KICKOFF RETURNS

	No.	Yds.	Avg.	Long	TD
1. Walt Roberts (1967).....	28	737	26.3	91t	1
2. John Gilliam (1967-68, 77).....	31	809	26.1	94t	1
3. Gene Howard (1968-69).....	32	760	23.8	86	0
4. Margene Adkins (1972).....	43	1,020	23.7	61	0
5. Mel Gray (1986-88).....	94	2,192	23.3	101t	1
6. Wes Chandler (1978-81).....	39	896	23.0	38	0
7. Rich Mauti (1977-83).....	124	2,836	22.9	52	0
8. Wayne Wilson (1979-86).....	69	1,583	22.9	75	0

FIELD GOALS

	Att.	Made	Pct.	Long
1. Morten Andersen (1982-90).....	249	192	.771	55
2. Charlie Durkee (1967-68, 71-72).....	101	52	.515	47
3. Tom Dempsey (1969-70).....	75	40	.533	63
4. Rich Szaro (1975-78).....	58	37	.638	50
5. Benny Ricardo (1980-81).....	42	23	.548	47
6. Bill McClard (1973-75).....	45	23	.511	47
7. Garo Yepremian (1979).....	16	12	.750	44
8. Happy Feller (1972-73).....	23	10	.435	46

100 GAMES PLAYED CLUB (With Saints Only)

	No.
1. Derland Moore (1973-85).....	169
2. Stan Brock (1980-90).....	154
3. Dave Waymer (1980-89).....	149
4. Jim Wilks (1981-90).....	147
Rickey Jackson (1981-90).....	147
6. Archie Manning (1971-82).....	137
John Hill (1975-84).....	137
8. Hoby Brenner (1981-90).....	134
9. Frank Warren (1981-89).....	133
10. Morten Andersen (1982-90).....	132
11. Joe Federspiel (1972-80).....	130
12. Tommy Myers (1972-81).....	119
13. John Tice (1983-90).....	116
14. Dave Lafary (1977-85).....	109
15. Bruce Clark (1982-88).....	102
16. Larry Hardy (1978-85).....	101
Joel Hilgenberg (1984-90).....	101



SAINTS BIG DAYS

100 YARDS RUSHING

Yds.	Att.	Player	Opponent	Date
206	24	George Rogers	St. Louis	9-4-83
203	28	Rueben Mayes	Miami	12-7-86
172	24	Rueben Mayes	Tampa Bay	10-19-86
166	33	George Rogers	Dallas	12-19-82
162	29	George Rogers	Los Angeles Rams	9-13-81
161	22	Chuck Muncie	Atlanta	9-2-79
161	24	George Rogers	@ Los Angeles Rams	11-8-81
160	34	Wayne Wilson	Miami	10-2-83
160	35	Earl Campbell	@ Minnesota	11-24-85
158	29	Dalton Hilliard	@ Atlanta	11-19-89
157	33	Rueben Mayes	New England	11-30-86
155	20	Craig Heyward	Tampa Bay	11-11-90
148	22	Alvin Maxson	St. Louis	12-8-74
147	24	Rueben Mayes	Cleveland	9-13-87
146*	14	Tony Galbreath	@ Kansas City	9-26-76
144	29	Rueben Mayes	San Francisco	10-25-87
142	27	Andy Livingston	Washington	9-21-69
142	28	George Rogers	@ Houston	11-22-81
138	33	Wayne Wilson	@ Chicago	9-19-82
137	20	George Rogers	Atlanta	11-6-83
134	17	George Rogers	Philadelphia	10-11-81
131	25	Rueben Mayes	@ St. Louis	11-16-86
128	28	Rueben Mayes	San Francisco	11-2-86
128	21	Chuck Muncie	Oakland	12-3-79
127	16	Don McCall	Washington	9-22-68
127	25	Dalton Hilliard	Atlanta	12-18-88
126*	25	Chuck Muncie	@ Kansas City	9-26-76
124	32	George Rogers	Los Angeles	12-18-83
123	33	George Rogers	Kansas City	11-21-82
122	18	George Rogers	@ Cleveland	10-18-81
122*	19	Craig Heyward	@ Cincinnati	11-4-90
120	23	George Rogers	Tampa Bay	11-29-81
117	18	Chuck Muncie	San Francisco	11-11-79
115	25	George Rogers	@ San Francisco	9-27-81
115	25	Rueben Mayes	Denver	11-20-88
115*	30	Rueben Mayes	@ Cincinnati	11-4-90
114	21	George Rogers	@ Buffalo	10-30-83
114	15	Jimmy Rogers	@ Washington	10-26-80
113	26	Bob Gresham	@ Green Bay	11-28-71
113	31	George Rogers	Cincinnati	10-25-81
113	11	Hokie Gajan	N.Y. Jets	11-21-83



112	19	Rueben Mayes	@ Atlanta	11-1-87
112	24	Dalton Hilliard	L.A. Rams	11-26-89
110	14	Tony Baker	@ St. Louis	11-2-69
109	15	Chuck Muncie	Los Angeles	11-28-76
109	27	Mike Strachan	Atlanta	11-2-75
109	11	Craig Heyward	L.A. Raiders	10-23-88
108	22	Rueben Mayes	@ Indianapolis	10-12-86
108	24	Wayne Wilson	@ San Francisco	9-29-85
108	31	Wayne Wilson	@ Dallas	9-25-83
107	20	Chuck Muncie	N.Y. Jets	12-4-77
107	30	George Rogers	San Francisco	12-20-81
106	28	Dalton Hilliard	@ New England	11-12-89
105	24	Mike Strachan	Green Bay	10-12-75
104	10	Gill Fenerty	@ Rams	12-9-90
103	18	Wayne Wilson	@ Atlanta	10-9-83
102	13	Chuck Muncie	@ St. Louis	10-23-77
102	20	George Rogers	Atlanta	9-2-84
100	20	Tony Galbreath	Los Angeles	10-30-77

250 YARDS PASSING

Yds.	Player	Att.	Comp.	Opponent	Date
377	Archie Manning	38	24	@ San Francisco	12-7-80
355	Archie Manning	28	20	@ San Francisco	9-23-79
345	Billy Kilmer	32	22	@ St. Louis	11-2-69
344	Archie Manning	32	22	@ Pittsburgh	11-5-78
333	Ken Stabler	43	29	Tampa Bay	12-5-82
325	Dave Wilson	32	20	Cincinnati	12-9-84
323	Archie Manning	32	23	Atlanta	10-19-80
314	Archie Manning	40	25	San Francisco	9-7-80
314	Archie Manning	36	25	@ Detroit	10-12-80
308	Bobby Hebert	49	31	San Francisco	10-8-89
306	Archie Manning	40	25	Philadelphia	11-9-80
302	John Fourcade	27	15	@ Buffalo	12-10-89
301	Archie Manning	39	24	New England	12-21-80
300	Dave Wilson	45	19	@ Atlanta	10-20-85
295	Archie Manning	35	20	Philadelphia	10-29-72
294	Richard Todd	27	21	@ Cleveland	10-28-84
292	Billy Kilmer	36	17	Pittsburgh	12-15-68
292	Steve Walsh	39	22	@ Houston	10-21-90
291	Archie Manning	45	28	@ Green Bay	9-9-79
291	John Fourcade	28	21	Indianapolis	12-24-89
287	Archie Manning	27	17	@ San Francisco	10-22-72
285	Bobby Scott	35	16	@ St. Louis	10-23-77
285	Archie Manning	34	24	Buffalo	9-21-80
284	Archie Manning	29	14	Atlanta	9-2-79
282	Bobby Hebert	32	23	@ Detroit	9-18-88



282	Bobby Hebert	32	23	@	Green Bay	9-17-89
281	Bobby Hebert	28	18		N.Y. Jets	10-15-89
280	Dave Wilson	30	18	@	Denver	9-15-85
279	Ken Stabler	39	25		Chicago	9-18-83
279	Bobby Hebert	32	19	@	Washington	11-6-88
276	Billy Kilmer	37	22		Dallas	9-28-69
276	Archie Manning	31	18	@	N.Y. Giants	10-8-72
276	Dave Wilson	34	19		Miami	12-7-86
276	Bobby Hebert	22	15	@	L.A. Rams	10-22-89
274	Steve Walsh	38	23	@	Washington	11-18-90
273	Bobby Hebert	37	17		Dallas	10-3-88
272	Dave Wilson	33	20		New England	11-30-86
272	Bobby Hebert	30	18		Atlanta	10-29-89
271	Ken Stabler	35	24		Atlanta	1-2-83
268	Archie Manning	27	20	@	Seattle	11-18-79
264	Archie Manning	31	14	@	Atlanta	11-25-79
264	Richard Todd	29	14		St. Louis	9-23-84
263	Archie Manning	48	24	@	Los Angeles	11-2-80
262	Billy Kilmer	24	14	@	Washington	12-17-67
261	Billy Kilmer	22	15		San Francisco	12-13-70
259	Bobby Hebert	25	16		Washington	10-1-89
255	Bobby Hebert	24	16		Tampa Bay	12-6-87
254	Bobby Hebert	34	20		San Francisco	12-15-85
254	Bobby Hebert	27	15		Houston	12-13-87

100 YARDS RECEIVING

Yds.	No.	Player	Opponent	Date
205	6	Wes Chandler	Atlanta	9-2-79
165	8	Danny Abramowicz	@ Cincinnati	11-29-70
164	3	Eric Martin	Green Bay	9-14-86
159	4	Larry Burton	@ Atlanta	11-2-75
156	12	Danny Abramowicz	Pittsburgh	10-29-67
153	8	Eric Martin	Cleveland	10-14-90
146	10	Eric Martin	@ Washington	11-6-88
145	7	Al Dodd	@ St. Louis	11-2-69
144	7	Danny Abramowicz	@ Washington	12-17-67
144	8	Henry Childs	@ San Francisco	12-7-80
140	7	Danny Abramowicz	San Francisco	12-13-70
140	8	Wes Chandler	Atlanta	10-19-80
139*	9	Wes Chandler	Philadelphia	11-9-80
135	5	Eugene Goodlow	San Francisco	12-15-85
132	6	Eric Martin	L.A. Rams	10-30-88
131	6	Hoby Brenner	St. Louis	9-23-84
131	5	Eric Martin	N.Y. Jets	10-15-89
131	10	Eric Martin	@ Washington	11-18-90



130	6	Eric Martin	Houston	12-13-87
129	8	Danny Abramowicz	Pittsburgh	12-21-69
127	12	John Beasley	@ San Diego	11-18-73
127	4	Wes Chandler	@ San Francisco	9-23-79
122	14	Tony Galbreath	@ Green Bay	9-10-78
121	6	Henry Childs	@ Seattle	11-18-79
120	4	Dave Parks	@ N.Y. Giants	10-8-72
120	9	Eric Martin	Philadelphia	12-18-89
119*	4	Ike Harris	Philadelphia	11-9-80
119	6	Mike Jones	Miami	12-7-86
117	7	Wes Chandler	Atlanta	11-12-78
117*	3	Henry Childs	@ Atlanta	11-25-79
117	8	Wes Chandler	@ Atlanta	9-6-81
116	5	Eric Martin	@ L.A. Rams	10-22-89
115	4	Paul Seal	Philadelphia	10-27-74
115	9	Danny Abramowicz	Baltimore	10-19-69
114	7	Dave Parks	@ St. Louis	10-11-70
113	5	Danny Abramowicz	San Francisco	11-23-69
112	7	Henry Childs	@ Green Bay	9-9-79
111	6	Hoby Brenner	@ Atlanta	10-20-85
111	8	Eric Martin	Denver	11-20-88
110	5	Danny Abramowicz	San Francisco	9-26-71
110	5	Dave Parks	@ San Francisco	10-22-72
109	2	Walt Roberts	@ Philadelphia	11-19-67
107	5	Eric Martin	L.A. Rams	11-26-89
106	7	Tony Galbreath	Oakland	12-3-79
106	6	Wes Chandler	@ Detroit	10-12-80
105	6	Hoby Brenner	Chicago	9-18-83
105	9	Danny Abramowicz	@ Atlanta	12-7-69
103	6	Dave Parks	Pittsburgh	12-15-68
103	6	Wes Chandler	San Francisco	12-3-78
103*	6	Wes Chandler	@ Atlanta	11-25-79
103	6	Larry Hardy	San Francisco	9-7-80
103	6	Lindsay Scott	St. Louis	9-12-82
101	8	Danny Abramowicz	@ N.Y. Giants	10-6-68
101	4	Tyrone Young	@ Cleveland	10-28-84
101	3	Hoby Brenner	Cincinnati	12-9-84
101	7	Eric Martin	@ St. Louis	10-11-87
101	2	Eric Martin	Tampa Bay	12-6-87
100	3	Henry Childs	@ Atlanta	11-26-78
100	4	Eric Martin	@ Buffalo	12-10-89

*Part of a dual 100-yard day.



SAINTS 'CONSECUTIVE RECORDS'

INDIVIDUAL

Games Played:

- 103 Joe Federspiel (1973-80)
- 95 Eric Martin (1985-1990, current)
- 91 Rickey Jackson (1981-2nd game, 1987)

Games Started:

- 91 Rickey Jackson (1981-through 2nd game, 1987)

Games Started, Current:

- 58 Jim Dombrowski (6th game, 1987 through 1990)
- 58 Vaughan Johnson (6th game, 1987 through 1990)

Games, Scoring Points:

- 110 Morten Andersen (game 15 of 1983 through 1990; current)

Games, Scoring Touchdown:

- 6 Dalton Hilliard (16th game, 1988-5th game, 1989)

Games, Scoring Field Goal:

- 19 Morten Andersen 11-24-85 through 12-7-86

Games, Rushing Touchdown:

- 5 Dalton Hilliard (1989, 7th-11th games)

Games, Receiving Touchdown:

- 4 Lonzell Hill, 1988 (3rd to 6th game)

Games, Rushing for One Hundred or More Yards:

- 3 George Rogers, 1981 (6th, 7th and 8th games)
- 3 Wayne Wilson, 1983 (4th, 5th and 6th games)
- 3 Dalton Hilliard, 1989 (10th, 11th, 12th games)

Games, Passing Touchdown:

- 13 Archie Manning (1978, last 4 games; 1979, 1st to 9th game)

Games, None Intercepted:

- 3 Billy Kilmer, 1969; Archie Manning 1971, 1973, 1978, 1979; Bobby Hebert, 1987.

Passes Completed:

- 15 Archie Manning, 1979 (7th and 8th games)

Games, Pass Reception:

- 79 Danny Abramowicz (1967-73)

Points After Touchdown

- 73 Morten Andersen (1985-2nd game, 1988)

Field Goals Made:

- 20 Morten Andersen, 11-24-85 through 10-5-86

TEAM

Wins Regular Season:

- 9 (1987)

Wins, Preseason:

- 5 (1967)

Losses, Regular Season

- 14 (1980)

Wins Against One Team:

- 6 vs. Atlanta, 12-14-86 through 11-19-89

Losses Against One Team:

- 9 vs. Atlanta, 12-7-69 through 12-16-73



SAINTS ATTENDANCE

Year	COMBINED		HOME		ROAD	
	Total	Avg.	Total	Avg.	Total	Avg.
1967	890,405	63,600	528,242	75,463	362,163	51,738
1968	884,123	63,151	519,426	74,203	374,697	53,528
1969	921,972	65,855	521,133	74,447	400,839	57,262
1970	843,342	60,238	483,234	69,033	360,108	51,444
1971	932,267	66,590	550,578	78,654	381,589	54,512
1972	880,545	62,896	467,686	66,812	421,859	60,266
1973	839,914	59,993	451,566	64,509	388,348	55,478
1974	829,873	59,277	452,236	64,605	377,637	53,948
1975	767,274	56,805	396,409	56,634	370,935	52,990
1976	714,135	51,010	359,631	51,376	354,504	50,643
1977	665,989	47,510	334,502	47,786	321,487	45,927
1978	850,418	53,151	457,607	57,201	392,811	49,101
1979	939,148	58,697	495,260	61,907	443,915	55,489
1980	808,612	50,538	385,815	48,227	422,797	62,850
1981	891,207	55,700	440,708	55,089	450,499	55,700
1982	467,978	51,988	255,726	51,145	212,252	63,063
1983	896,678	56,042	529,878	66,235	266,800	45,850
1984	884,258	55,266	472,625	59,078	411,633	51,454
1985	799,050	49,941	388,795	48,599	410,255	51,282
1986	874,303	54,644	463,611	57,951	410,692	51,644
1987	774,295	51,620	420,783	60,111	353,512	44,189
1988	965,179	60,324	531,156	66,395	434,023	54,253
1989	916,534	57,283	488,998	61,124	427,536	53,442
1990*	997,722	62,358	536,438	67,055	461,284	57,661

LARGEST HOME CROWD IN TULANE STADIUM

1967	83,437	vs.	Dallas 11-12 (Lost 10-27)
		vs.	Atlanta 11-26 (Won 27-24)
1968	84,278	vs.	Dallas 11-3 (Lost 3-17)
1969	80,636	vs.	Baltimore 10-19 (Lost 10-30)
1970	77,681	vs.	Los Angeles 11-1 (Lost 17-30)
1971	83,130	vs.	Minnesota 11-21 (Lost 10-23)
1972	70,793	vs.	Kansas City 9-25 (Lost 17-20)
1973	74,770	vs.	Buffalo 11-4 (Won 13-0)
1974	74,289	vs.	Miami 11-10 (Lost 0-21)
SUPERDOME			
1975	61,497	vs.	Minnesota 11-16 (Lost 7-20)
1976	61,413	vs.	Dallas 9-19 (Lost 6-24)
1977	59,023	vs.	Los Angeles 10-30 (Won 27-26)
1978	70,323	vs.	Atlanta 11-12 (Lost 17-20)
1979	70,940	vs.	Atlanta 9-2 (Lost 34-40 OT)



1980	62,651	vs.	Atlanta 10-19 (Lost 14-41)
1981	64,758	vs.	Pittsburgh 10-4 (Lost 6-20)
1982	61,709	vs.	Tampa Bay 12-5 (Lost 10-13)
1983	70,418	vs.	Los Angeles 12-18 (Lost 24-26)
1984	66,652	vs.	Atlanta 9-2 (Lost 28-36)
1985	57,760	vs.	Kansas City 9-8 (Lost 27-47)
1986	67,950	vs.	Atlanta 9-7 (Lost 10-31)
1987	69,546	vs.	Minnesota 1-3-88 (wild card)(Lost 10-44)
1988	68,474	vs.	Dallas 10-3 (Won 20-17)*
1989	66,977	vs.	Dallas 9-10 (Won 28-0)
1990	68,647	vs.	Rams 12-31 (Won 20-17)**

#ABC Monday Night Football Telecast

*These figures represent tickets distributed for home games.

NOTE: Largest Superdome audience was 72,434 for first preseason game of 1975 (Houston 13, New Orleans 7). Preseason attendance figures are unofficial.

LARGEST ROAD CROWD

1967	62,670	vs.	New York Giants 10-8 (Lost 21-27)
1968	71,025	vs.	Cleveland 11-10 (lost 17-35)
1969	68,282	vs.	Dallas 11-9 (Lost 17-33)
1970	66,140	vs.	Los Angeles 12-6 (Lost 16-34)
1971	73,610	vs.	Los Angeles 12-5 (Lost 28-45)
1972	66,303	vs.	Los Angeles 9-17 (Lost 14-34)
1973	70,358	vs.	Los Angeles 11-11 (Lost 7-29)
1974	64,178	vs.	Los Angeles 9-22 (Lost 0-24)
1975	60,771	vs.	Los Angeles 10-26 (Lost 14-38)
1976	61,685	vs.	Seattle 11-21 (Won 51-27)
1977	53,482	vs.	Philadelphia 11-6 (Lost 7-28)
1978	57,920	vs.	Dallas 11-19 (Lost 7-27)
1979	74,482	vs.	Denver 11-4 (Lost 3-10)
1980	78,147	vs.	Detroit 10-12 (Lost 13-24)
1981	76,059	vs.	Cleveland 10-18 (Lost 17-20)
1982	64,506	vs.	Dallas 12-19 (Lost 7-21)
1983	62,136	vs.	Dallas 9-25 (Lost 20-21)
1984	63,739	vs.	New York Giants 12-15 (Won 10-3)
1985	74,488	vs.	Denver 9-15 (Lost 23-34)
1986	72,765	vs.	New York Giants 9-28 (Lost 17-20)
1987	60,436	vs.	San Francisco 11-15 (Won 26-24)
1988	63,569	vs.	Seattle 10-16 (Won 20-19)
1989	70,037	vs.	Buffalo 12-10 (Won 22-19)
1990	60,112	vs.	San Francisco 12-23 (Won 13-10)



SAINTS INDIVIDUAL RECORDS

SERVICE

MOST SEASONS

13	Derland Moore, 1973-85
11	Archie Manning, 1971-75, 1977-82
11	Stan Brock, 1980-90
10	6 players

MOST GAMES

169	Derland Moore, 1973-85
154	Stan Brock, 1980-90
149	Dave Waymer, 1980-89

SCORING

TOTAL POINTS

Career

852	Morten Andersen, 1982-90 (171 FGs, 247 PATs)
-----	-------------------------------------------------

Season

121	Morten Andersen, 1987 (28 FGs, 37 PATs)
120	Morten Andersen, 1985 (31 FGs, 27 PATs)

Game

18	Walt Roberts vs. Philadelphia 11-5-67 (3 TDs)
18	Danny Abramowicz vs. San Francisco 9-26-71 (3 TDs)
18	Archie Manning vs. Chicago 10-2-77 (3 TDs)
18	Chuck Muncie vs. San Francisco 11-11-79 (3 TDs)
18	George Rogers at Rams 11-8-81 (3 TDs)
18	Wayne Wilson vs. Atlanta 1-2-83 (3 TDs)
18	Dalton Hilliard at Rams 10-22-89 (3 TDs)
18	Rueben Mayes vs. Phoenix 9-23-90 (3 TDs)

Opponent/Game

24	Dave Williams at St. Louis 11-2-69 (4 TDs)
24	Wayne Morris at St. Louis 10-23-77 (4 TDs)

TOUCHDOWNS

Career

38	Dalton Hilliard, 1986-90
37	Danny Abramowicz, 1967-73
36	Eric Martin, 1985-90

Season

18	Dalton Hilliard, 1989
13	George Rogers, 1981
11	Chuck Muncie, 1979

Game

3	Walt Roberts vs. Philadelphia 11-15-67
3	Danny Abramowicz vs. San Francisco 9-26-71
3	Archie Manning vs. Chicago 10-2-77
3	Chuck Muncie vs. San Francisco 11-11-79
3	George Rogers at Rams 11-8-81
3	Wayne Wilson vs. Atlanta 1-2-83
3	Dalton Hilliard at Rams 10-22-89
3	Rueben Mayes vs. Phoenix 9-23-90

Opponent/Game

4	Dave Williams at St. Louis 11-2-69 (all receiving)
4	Wayne Morris at St. Louis 10-23-77 (all rushing)



FIELD GOALS MADE

Career

- 192 Morten Andersen, 1982-90
(249 attempts)
52 Charlie Durkee, 1967-68, 71-72
(101 attempts)

Season

- 31 Morten Andersen, 1985
(35 attempts)
28 Morten Andersen, 1987
(36 attempts)
26 Morten Andersen, 1986
(30 attempts)
26 Morten Andersen, 1988
(36 attempts)

Game

- 5 Charlie Durkee at Green Bay
11-28-71 (6 attempts)
5 Morten Andersen vs. Rams
12-1-85 (5 attempts)
5 Morten Andersen vs. San
Francisco 10-25-87 (7 attempts)

Opponent/Game

- 6 Bobby Howfield at Jets 12-3-72
(7 attempts)
6 Ray Wersching, San Francisco
10-16-83 (6 attempts)

LONGEST FIELD GOAL

- 63 Tom Dempsey vs. Detroit
11-8-70 (NFL Record)

Opponent/Longest Field Goal

- 55 Joe Danelo at Giants 9-20-81

FIELD GOALS ATTEMPTED

Career

- 249 Morten Andersen, 1982-90
(192 made)
101 Charlie Durkee, 1967-68, 71-72
(52 made)

Season

- 41 Tom Dempsey, 1969 (22 made)
37 Charlie Durkee, 1968 (19 made)

- 36 Morten Andersen, 1987 (28 made)
36 Morten Andersen, 1988 (26 made)

Game

- 7 Tom Dempsey vs. Philadelphia
11-30-69 (4 made)
7 Morten Andersen vs. San
Francisco 10-25-87 (5 made)

Opponent/Game

- 7 Bobby Howfield at Jets 12-3-72
(6 made)

POINTS AFTER TOUCHDOWN

Career

- 276 Morten Andersen, 1982-90
(281 attempts)
87 Charlie Durkee, 1967-68, 71-72
(88 attempts)
79 Rich Szaro, 1975-78 (86 attempts)

Season

- 44 Morten Andersen, 1989
(45 attempts)
39 Garo Yepremian, 1979
(40 attempts)
37 Morten Andersen, 1983
(38 attempts)
37 Morten Andersen, 1987
(37 attempts)

Game

- 6 Tom Dempsey at St. Louis
11-2-69 (7 attempts)
6 Rich Szaro at Seattle 11-21-76
(6 attempts)
6 Rich Szaro at Chicago 10-2-77
(6 attempts)
6 Garo Yepremian at Tampa Bay
10-14-79 (6 attempts)
6 Morten Andersen vs. Denver
11-20-88 (6 attempts)

Opponent/Game

- 8 Nick Mike-Mayer, Atlanta
9-16-73 (8 attempts)



RUSHING

TOTAL YARDS

Career

- 4,267 George Rogers, 1981-84
(995 attempts)
3,408 Rueben Mayes, 1986-88, 90
(837 attempts)
3,386 Chuck Muncie, 1976-80
(787 attempts)
3,302 Dalton Hilliard, 1986-90
(882 attempts)

Season

- 1,674 George Rogers, 1981
(378 attempts)
1,353 Rueben Mayes, 1986
(286 attempts)
1,262 Dalton Hilliard, 1989
(344 attempts)

Game

- 206 George Rogers vs. St. Louis
9-4-83 (24 attempts)
203 Rueben Mayes vs. Miami 12-7-86
(28 attempts)

Opponent/Game

- 247 Willie Ellison at Rams 12-5-71
(26 attempts)
202 Gerald Riggs, Atlanta 9-2-84
(35 attempts)
190 Wilbur Jackson at San Francisco
11-27-77 (18 attempts)
183 Walter Payton at Chicago
9-14-80 (20 attempts)
175 Eric Dickerson, Rams 10-14-84
(20 attempts)

ATTEMPTS

Career

- 995 George Rogers, 1981-84
(4,267 yards)
882 Dalton Hilliard, 1986-90
(3,302 yards)
837 Rueben Mayes, 1986-88, 90
(3,408 yards)

Season

- 378 George Rogers, 1981
(1,674 yards)
344 Dalton Hilliard, 1989 (1,262 yards)

Game

- 35 Earl Campbell at Minnesota
11-24-85 (160 yards)
35 Dwight Beverly at St. Louis
10-11-87 (139 yards)
34 Wayne Wilson vs. Miami
10-2-83 (160 yards)

Opponent/Game

- 39 Gerald Riggs, Atlanta 12-22-85
(158 yards)

MOST 100-YARD RUSHING DAYS

Career

- 16 George Rogers, 1981-84
11 Rueben Mayes, 1986-88, 90

Season

- 9 George Rogers, 1981
6 Rueben Mayes, 1986

DUAL 100-YARD RUSHING DAYS, OPPONENT, vs. San Francisco, 11-13-77

Del Williams, 25-110, 1 TD
Wilbur Jackson, 22-123

LONGEST SCORING RUNS FROM SCRIMMAGE

- 79 George Rogers at Cleveland
10-18-81
76 George Rogers vs. St. Louis
9-4-83
74 Tony Galbreath at Kansas City
9-26-76
73 Craig Heyward vs. Raiders
10-23-88

Opponent/Longest Scoring Run

- 80 Willie Ellison at Rams 12-5-71



LONGEST NON-SCORING RUN FROM SCRIMMAGE

- 73 George Rogers vs. Philadelphia
10-11-81

Opponent/Longest Non-Scoring Run

- 66 Eric Dickerson, Rams 10-14-84
62 John Settle at Atlanta 9-11-88

TOUCHDOWNS RUSHING

Career

- 30 Dalton Hilliard, 1986-90
28 Chuck Muncie, 1976-80
27 Tony Galbreath, 1976-80

Season

- 13 George Rogers, 1981
13 Dalton Hilliard, 1989
11 Chuck Muncie, 1979

Game

- 3 Archie Manning vs. Chicago
10-2-77
3 Chuck Muncie vs. San Francisco
11-11-79
3 George Rogers at Rams 11-8-81
3 Wayne Wilson vs. Atlanta 1-2-83
3 Rueben Mayes vs. Phoenix 9-23-90

Opponent/Game

- 4 Wayne Morris at St. Louis
10-23-77

BEST AVERAGE

Career (min. 250 attempts)

- 5.7 Archie Manning, 1971-82
(2,058 yds, 358 att.)
5.4 Hokie Gajan, 1982-85 (1,358
yds, 252 att.)

Season (min. 75 attempts)

- 6.0 Hokie Gajan, 1984 (615 yds,
102 att.)
5.1 Hokie Gajan, 1983 (415 yds,
81 attempts)
5.0 Chuck Muncie, 1979 (1,198
yds, 238 att.)

Game (min. 8 attempts)

- 10.43 Tony Galbreath vs. Kansas City
9-26-76 (14-146)
10.4 Gill Fenerty at Rams 12-9-90
(10-104)
10.3 Hokie Gajan vs. Jets 11-21-83
(11-113)
9.9 Craig Heyward vs. Raiders
10-23-88 (11-109)

Opponent/Game

- 12.8 Steve Young, at San Francisco
12-23-90 (8-102)

RECEIVING

TOTAL RECEPTIONS

Career

- 332 Eric Martin, 1985-90
(5,060 yards)
309 Danny Abramowicz, 1967-73
(4,875 yards)
284 Tony Galbreath, 1976-80
(2,221 yards)

Season

- 85 Eric Martin, 1988 (1,083 yards)
74 Tony Galbreath, 1978
(582 yards)
73 Danny Abramowicz, 1969
(1,051 yards)

Game

- 14 Tony Galbreath at Green Bay
9-10-78 (122 yards)
12 Danny Abramowicz vs. Pittsburgh
10-29-67 (156 yards)
12 John Beasley vs. San Diego
11-18-73 (127 yards)

Opponent/Game

- 15 Willie Anderson, Rams 11-26-89
(336 yards)
12 Rickey Young, Minnesota
9-3-78 (134 yards)
12 John Spagnola, Philadelphia
10-6-85 (124 yards)

TOTAL RECEIVING YARDS

Career

- 5,060 Eric Martin, 1985-90
(332 receptions)
4,875 Danny Abramowicz, 1967-73
(309 receptions)

Season

- 1,090 Eric Martin, 1989 (68 receptions)
1,083 Eric Martin, 1988 (85 receptions)
1,069 Wes Chandler, 1979
(65 receptions)
1,051 Danny Abramowicz, 1969
(73 receptions)

Game

- 205 Wes Chandler vs. Atlanta 9-2-79
(6 receptions)
165 Danny Abramowicz at
Cincinnati 11-29-70 (8 receptions)
164 Eric Martin vs. Green Bay
9-14-86 (3 receptions)

Opponent/Game

- 336 Willie Anderson (NFL record),
Rams 11-26-89 (15 receptions)
190 Ken Burrow, Atlanta 12-19-71
(8 receptions)

MOST 100-YARD RECEIVING DAYS

Career

- 14 Eric Martin, 1985-90
10 Danny Abramowicz, 1967-73
9 Wes Chandler, 1978-81

Season

- 5 Eric Martin, 1989
4 Danny Abramowicz, 1969

DUAL 100-YARD RECEIVING DAYS, OPPONENT, at Cleveland, 11-10-68

- Paul Warfield, 5-107
Leroy Kelly, 3-104

at St. Louis, 11-2-69

- Dave Williams, 8-164
John Gilliam, 5-106



at Minnesota, 12-1-74

- Jim Lash, 3-112
John Gilliam, 5-106

at Giants, 9-20-81

- Johnny Perkins, 8-118
Gary Shirk, 11-101

at Rams, 12-9-90

- Willie Anderson, 5-123
Henry Ellard, 5-107

LONGEST TOUCHDOWN RECEPTIONS

- 82 Mike Waters from John Fourcade
vs. Rams 10-4-87
80 Danny Abramowicz from Billy
Kilmer at Washington 12-17-67
79 Bob Newland from Archie
Manning vs. Rams 11-17-74
76 Eugene Goodlow from Bobby
Hebert vs. San Francisco
12-15-85

Opponent/Longest Touchdown Reception

- 88 Harmon Wages from Bob Berry
at Atlanta 12-7-69

LONGEST NON-SCORING RECEPTIONS

- 96 Walt Roberts from Billy Kilmer at
Philadelphia 11-19-67
85 Wes Chandler from Archie
Manning at San Francisco
9-23-79
84 Eric Martin from Bobby Hebert
vs. Green Bay 9-14-86

Opponent/Longest Non-Scoring Reception

- 84 Ken Burrow from Bob Berry,
Atlanta 12-19-71



TOUCHDOWNS RECEIVING

Career

- 37 Danny Abramowicz, 1967-73
36 Eric Martin, 1985-90

Season

- 9 Henry Childs, 1977
8 Eric Martin, 1989

Game

- 3 Danny Abramowicz vs. San Francisco 9-26-71

Opponent/Game

- 4 Dave Williams at St. Louis 11-2-69

MOST TOTAL YARDS FROM SCRIMMAGE

Career

- 5,086 Tony Galbreath, 1976-80
(2,865 rushing)
5,071 Eric Martin, 1985-90
(5,060 receiving)
4,970 Danny Abramowicz, 1967-73
(4,875 receiving)

Season

- 1,800 George Rogers, 1981
(1,674 rushing)
1,776 Dalton Hilliard, 1989
(1,262 rushing)
1,506 Chuck Muncie, 1979
(1,198 rushing)

Game

- 225 Rueben Mayes vs. Miami 12-7-86
(203 rushing)
206 George Rogers vs. St. Louis
9-4-83 (all rushing)
205 Wes Chandler vs. Atlanta 9-2-79
(all receiving)

Opponent/Game

- 336 Willie Anderson, Rams 11-26-69
(all receiving)

PASSING

TOTAL YARDS

Career

- 21,734 Archie Manning, 1971-82
(3,328 att., 1,848 comp.)
9,667 Bobby Hebert, 1985-89 (1,385
att., 804 comp.)
7,490 Billy Kilmer, 1967-70 (1,116
att., 592 comp.)

Season

- 3,716 Archie Manning, 1980
(509 att., 309 comp.)
3,416 Archie Manning, 1978
(471 att., 291 comp.)
3,169 Archie Manning, 1979
(420 att., 252 comp.)
3,156 Bobby Hebert, 1988
(478 att., 280 comp.)

Game

- 377 Archie Manning at San Francisco 12-7-80 (24-38)
355 Archie Manning at San Francisco 9-23-79 (20-28)
345 Billy Kilmer at St. Louis 11-2-69 (22-32)
344 Archie Manning at Pittsburgh 11-5-78 (22-32)

Opponent/Game

- 454 Jim Everett, Rams 11-26-89
(29-51)
397 Bill Kenney, Kansas City 9-8-85 (22-34)
384 Jim Zorn, at Seattle 11-18-79
(24-33)

PASS ATTEMPTS

Career

- 3,335 Archie Manning, 1971-82
(1,849 completed)
1,385 Bobby Hebert, 1985-89
(804 completed)
1,116 Billy Kilmer, 1967-70
(592 completed)

Season

- 509 Archie Manning, 1980
(309 completed)
478 Bobby Hebert, 1988
(280 completed)
471 Archie Manning, 1978
(291 completed)

Game

- 53 Archie Manning at Green Bay 9-10-78 (33 completed)
52 Archie Manning vs. New England 12-10-72 (24 completed)
52 Archie Manning vs. San Francisco 11-23-75
(25 completed)

Opponent/Game

- 59 Steve Grogan at New England 11-12-89 (27 completed)

PASS COMPLETIONS

Career

- 1,849 Archie Manning, 1971-82
(3,335 attempts)
804 Bobby Hebert, 1985-89
(1,385 attempts)
592 Billy Kilmer, 1967-70
(1,116 attempts)

Season

- 309 Archie Manning, 1980
(509 attempts)
291 Archie Manning, 1978
(471 attempts)
280 Bobby Hebert, 1988
(478 attempts)

Game

- 33 Archie Manning at Green Bay 9-10-78 (53 attempts)
29 Kenny Stabler vs. Tampa Bay 12-5-82 (43 attempts)
28 Archie Manning at Green Bay 9-9-79 (45 attempts)

Opponent/Game

- 31 Jim Everett, at Rams 12-9-90
(50 attempts)



- 29 Jeff Kemp at San Francisco 9-21-86 (44 attempts)
29 Jim Everett, Rams 11-26-89
(51 attempts)

MOST CONSECUTIVE COMPLETIONS

- 15 Archie Manning, 1979
(7th and 8th games)

Opponent

- 18 Don Majkowski at Green Bay 9-17-89

PASSING PERCENTAGE

Career

- 58.1 Bobby Hebert, 1985-89
(1,385 att., 804 comp.)
57.2 Ken Stabler, 1982-84
(500 att., 326 comp.)
55.4 Archie Manning, 1971-82
(3,335 att., 1,849 comp.)

Season

- 62.9 Bobby Hebert, 1989
(353 att., 222 comp.)
61.9 Ken Stabler, 1982 (189 att.,
117 comp.)
61.8 Archie Manning, 1978
(471 att., 291 comp.)

Game

- 87.0 Bobby Hebert vs. Denver 11-20-88 (20-23)
84.2 Bobby Hebert vs. Dallas 9-10-89 (16-19)
78.6 Archie Manning at Tampa Bay 10-14-79 (11-14)

Opponent/Game

- 90.9 Scott Hunter at Atlanta 10-31-76 (10-11)
90.5 Lynn Dickey, Green Bay 12-13-81 (19-21)



TOUCHDOWN PASSES

Career

- 115 Archie Manning, 1971-82
- 57 Bobby Hebert, 1985-89

Season

- 23 Archie Manning, 1980
- 20 Billy Kilmer, 1969
- 20 Bobby Hebert, 1988

Game

- 6 Billy Kilmer at St. Louis 11-2-69
- 4 Bobby Hebert vs. San Francisco 9-4-88

Opponent/Game

- 6 Charley Johnson at St. Louis 11-2-69

PASSES HAD INTERCEPTED

Career

- 156 Archie Manning, 1971-82
- 62 Billy Kilmer, 1967-70
- 55 Dave Wilson, 1981-89

Season

- 21 Archie Manning, 1972
- 20 Archie Manning, 1979 and 1980

Game

- 5 Archie Manning vs. Atlanta 9-16-73
- 5 Archie Manning vs. Rams 10-7-79

Opponent/Game

- 5 Randy Wright, Green Bay 9-14-86
- 5 Scott Campbell at Atlanta 11-1-87

MOST TIMES SACKED

Career

- 337 Archie Manning, 1971-82
- 98 Dave Wilson, 1981-89
- 85 Billy Kilmer, 1967-70

Season

- 49 Archie Manning, 1975
- 43 Archie Manning, 1972
- 41 Archie Manning, 1980

Game

- 9 Dave Wilson at San Francisco 11-13-83
- 9 Dave Wilson at Los Angeles Rams 11-3-85

Opponent/Game

- 7 Wade Wilson at Minnesota 12-21-86

TOTAL OFFENSE

MOST RUNNING AND PASSING PLAYS

Career

- 3,693 Archie Manning, 1971-82 (3,335 passing)
- 1,477 Bobby Hebert, 1985-89 (1,385 passing)

Season

- 532 Archie Manning, 1980 (509 passing)
- 515 Bobby Hebert, 1988 (478 passing)
- 511 Archie Manning, 1972 (448 passing)
- 509 Archie Manning, 1978 (471 passing)

Game

- 54 Archie Manning at Green Bay 9-10-78 (53 passing)
- 54 Archie Manning vs. New England 12-10-72 (52 passing)

Opponent/Game

- 61 Steve Grogan at New England 11-12-89 (59 passing)

MOST TOTAL YARDS (does not include yards lost attempting to pass)

Career

- 23,792 Archie Manning, 1971-82 (21,734 passing)



- 9,968 Bobby Hebert, 1985-89 (9,667 passing)

- 7,789 Billy Kilmer, 1967-70 (7,490 passing)

Season

- 3,882 Archie Manning, 1980 (3,716 passing)
- 3,618 Archie Manning, 1978 (3,416 passing)
- 3,355 Archie Manning, 1979 (3,169 passing)

Game

- 381 Archie Manning at San Francisco 12-7-80 (377 passing)
- 353 Archie Manning at San Francisco 9-23-79 (355 passing)
- 345 Billy Kilmer at St. Louis 11-2-69 (all passing)

Opponent/Game

- 452 Jim Everett, Rams 11-26-89 (454 passing)

PUNTING

MOST PUNTS

Career

- 447 Tom Blanchard, 1974-78 (41.3 avg.)
- 363 Brian Hansen, 1984-88 (42.0 avg.)
- 279 Russell Erxleben, 1979-83 (40.6 avg.)

Season

- 101 Tom Blanchard, 1976 (39.3 avg.)
- 92 Tom Blanchard, 1975 (41.0 avg.)
- 89 Russell Erxleben, 1980 (39.2 avg.)

Game

- 12 Tom Blanchard vs. Minnesota 11-16-75 (42.9 avg.)
- 11 Steve O'Neal at San Francisco 10-21-73 (41.6 avg.)
- 11 Russell Erxleben vs. Washington 12-26-82 (44.7 avg.)

Opponent/Game

- 10 John James at Atlanta 10-20-74 (42.0 avg.)
- 10 Dan Pastorini, Houston 10-3-76 (40.2 avg.)
- 10 Ray Guy at Raiders 10-13-85 (44.9 avg.)

HIGHEST AVERAGE

Career

- 42.3 Tom McNeill, 1967-69 (130 punts)
- 42.0 Brian Hansen, 1984-88 (363 punts)

Season

- 43.8 Brian Hansen, 1984 (69 punts)
- 43.0 Russell Erxleben, 1982 (46 punts)

LONGEST PUNT

- 81 Tom McNeill vs. Dallas 9-28-69

Opponent/Longest Punt

- 87 Dave Finzer at Chicago 10-7-84

PUNT RETURNS

MOST RETURNS

Career

- 104 Jeff Groth, 1981-84 (8.5 avg.)
- 75 Rich Mauti, 1977-83 (8.1 avg.)

Season

- 39 Jeff Groth, 1983 (7.1 avg.)
- 38 Rich Mauti, 1977 (7.4 avg.)
- 37 Howard Stevens, 1974 (10.2 avg.)
- 37 Jeff Groth, 1981 (11.8 avg.)
- 37 Vince Buck, 1990 (8.2 avg.)

Game

- 6 Pete Athas vs. Houston 10-3-76 (161 yards)
- 6 Rod Harris at Detroit 12-3-89 (38 yards)
- 6 Bobby Morse vs. Indianapolis 12-24-89 (28 yards)

Opponent/Game

- 10 Mike Nelms, Washington 12-26-82 (106 yards)



MOST YARDS

Career

- 887 Jeff Groth, 1981-84 (104 returns)
- 657 Mel Gray, 1986-88 (49 returns)
- 610 Rich Mauti, 1977-83 (75 returns)

Season

- 436 Jeff Groth, 1981 (37 returns)
- 376 Howard Stevens, 1974 (37 returns)
- 352 Mel Gray, 1987 (24 returns)

Game

- 161 Pete Athas vs. Houston 10-3-76 (6 returns)
- 130 Mel Gray vs. Tampa Bay 12-6-87 (2 returns)

Opponent/Game

- 143 Chuck Latourette, St. Louis 9-29-68 (3 returns)

BEST AVERAGE

Career (min. 25 returns)

- 13.4 Mel Gray, 1986-88 (49 returns)
- 10.1 Howard Stevens, 1973-74 (54 returns)

Season (min. 10 returns)

- 14.7 Mel Gray, 1987 (24 returns)
- 12.2 Gil Chapman, 1975 (17 returns)
- 12.2 Mel Gray, 1988 (25 returns)

LONGEST RETURN

- 80 Mel Gray vs. Tampa Bay 12-6-87

Opponent/Longest Return

- 88t Mike Fuller, San Diego 10-9-77

PUNTS RETURNED FOR

TOUCHDOWNS

- 66 Mel Gray vs. Denver 11-20-88
- 56 Derrick Shepard vs. Dallas 9-10-89
- 53 Charlie Brown vs. Pittsburgh 12-15-68

Opponent/Longest Punt Returns for Touchdowns (Total of 13)

- 88 Mike Fuller, San Diego 10-9-77

- 86 Chuck Latourette, St. Louis 9-29-68

- 84 Ron Smith at San Diego 11-18-73

KICKOFF RETURNS

MOST RETURNS

Career

- 124 Rich Mauti, 1977-83 (22.9 avg.)
- 94 Mel Gray, 1986-88 (23.3 avg.)

Season

- 43 Margene Adkins, 1972 (23.7 avg.)
- 41 Jimmy Rogers, 1980 (22.9 avg.)

Game

- 6 Walt Roberts at Baltimore 12-10-67 (123 yds)
- 6 Rich Mauti vs. Atlanta 10-19-80 (137 yds)
- 6 Rich Mauti vs. Philadelphia 9-16-79 (131 yds)
- 6 Jimmy Rogers vs. Philadelphia 11-9-80 (138 yds)
- 6 Jimmy Rogers at San Francisco 12-7-80 (127 yds)
- 6 Jimmy Rogers vs. New England 12-21-80 (118 yds)
- 6 Mel Gray vs. San Francisco 9-4-88 (144 yds)

Opponent/Game

- 7 Dennis Pearson, Atlanta 9-2-79 (122 yards)

MOST YARDS

Career

- 2,836 Rich Mauti, 1977-83 (124 returns)
- 2,192 Mel Gray, 1986-88 (94 returns)

Season

- 1,020 Margene Adkins, 1972 (43 returns)
- 930 Jimmy Rogers, 1980 (41 returns)

Game

- 186 Mel Gray at San Francisco 9-21-86 (3 returns)
- 172 John Gilliam vs. Rams 9-17-67 (4 returns)

Opponent/Game

- 189 Dave Hampton at Green Bay 11-28-71 (5 returns)

BEST AVERAGE

Career (min. 25 returns)

- 26.3 Walt Roberts, 1967 (28 returns)
- 26.1 John Gilliam, 1967-68, 1977 (31 returns)

Season (min. 10 returns)

- 27.9 Don Shy, 1969 (16 returns)
- 27.9 Mel Gray, 1986 (31 returns)
- 27.8 Bobby Morse, 1989 (10 returns)

LONGEST RETURN

- 101t Mel Gray at San Francisco 9-21-86

Opponent/Longest Return

- 105t Travis Williams at Rams 12-5-71

KICKOFFS RETURNED FOR TOUCHDOWNS

- 101 Mel Gray at San Francisco 9-21-86
- 99 Bobby Morse at Detroit 12-3-89
- 94 John Gilliam vs. Rams 9-17-67
- 92 Clarence Chapman at San Francisco 11-27-77
- 91 Walt Roberts vs. Philadelphia 11-5-67

Opponent/Kickoffs Returned for Touchdowns

- 105 Travis Williams at Rams 12-5-71
- 94 Cliff Austin at Atlanta 10-20-85
- 93 Steve Odom, Green Bay 10-12-75
- 90 Dave Hampton at Green Bay 11-28-71

INTERCEPTIONS

MOST INTERCEPTIONS

Career

- 37 Dave Waymer, 1980-89 (395 yards)
- 36 Tommy Myers, 1972-81 (621 yards)



Season

- 10 Dave Whitsell, 1967 (178 yards)
- 9 Dave Waymer, 1986 (48 yards)

Game

- 3 Tommy Myers vs. Minnesota 9-3-78 (151 yards)
- 3 Dave Waymer vs. Philadelphia 10-6-85 (28 yards)
- 3 Reggie Sutton at Chicago 10-18-87 (42 yards)

Opponent/Game

- 3 Pat Thomas, Rams 10-7-79 (5 yards)
- 3 Leonard Coleman at Indianapolis 10-12-86 (31 yards)

MOST YARDS RETURNED

Career

- 621 Tommy Myers, 1972-81 (36 returns)
- 395 Dave Waymer, 1980-89 (37 returns)

Season

- 178 Dave Whitsell, 1967 (10 returns)
- 167 Tommy Myers, 1978 (6 returns)

Game

- 151 Tommy Myers vs. Minnesota 9-3-78 (3 returns)
- 94 Bo Burris vs. Minnesota 10-13-68 (1 return)

Opponent/Game

- 93 Ross Fichtner, Cleveland 10-1-67 (2 returns)

MOST RETURNS FOR TOUCHDOWNS

Career

- 3 Jim Merlo, 1973-79
- 2 Dave Whitsell, 1967-69
- 2 Tommy Myers, 1972-81
- 2 Johnnie Poe, 1981-87
- 2 Dennis Winston, 1982-85
- 2 Brett Maxie, 1985-90

**Season**

- 2 Dave Whitsell, 1967
- 2 Jim Merlo, 1976
- 2 Dennis Winston, 1984

LONGEST RETURNS

- 97t Tommy Myers vs. Minnesota 9-3-78
- 94t Bo Burris vs. Minnesota 10-13-68

Opponent/Longest Returns

- 88 Ross Fichtner, Cleveland 10-1-67#
- 78t Jesse Solomon at Minnesota 12-4-88

#Lateral from Erich Barnes

QUARTERBACK SACKS**MOST SACKS****Career**

- 85.5 Rickey Jackson, 1981-90
- 49 Pat Swilling, 1986-90

Season

- 16.5 Pat Swilling, 1989 (164 yards)
- 12 Elois Grooms, 1979 (107 yards)
- 12 Don Reese, 1979 (90 yards)
- 12 Rickey Jackson, 1984 (95 yards)

Mos Sacks by a Rookie, Season

- 9 Renaldo Turnbull, 1990
- 8 Rickey Jackson, 1981

Game

- 4 Rickey Jackson at Atlanta 12-14-86 (33 yards)
- 4 Rickey Jackson at Detroit 9-18-88 (34 yards)
- 4 Pat Swilling vs. Tampa Bay 11-11-90 (26 yards)

Opponent/Game

- 6 Fred Dean at San Francisco 11-13-83 (41 yards)

FUMBLES**MOST OPPONENTS' RECOVERED****Career**

- 17 Rickey Jackson, 1981-90
- 14 Dave Waymer, 1980-89
- 10 Bob Pollard, 1971-76

Season

- 7 Rickey Jackson, 1990
- 5 Joe Federspiel, 1975
- 5 Maurice Spencer, 1976
- 5 Jack Del Rio, 1985
- 5 James Geathers, 1989

Game

- 3 Maurice Spencer vs. Atlanta 10-10-76

LONGEST FUMBLE RETURN

- 52t Bob Pollard at Chicago 10-2-77

Opponent/Longest Fumble Return

- 96t C.L. Whittington, Houston 10-3-76

MOST TIMES FUMBLED**Career**

- 57 Archie Manning, 1971-82

Season

- 11 George Rogers, 1981 (6 lost)

Game

- 3 Billy Kilmer at St. Louis 12-3-67
- 3 Billy Kilmer vs. Cleveland 10-12-69
- 3 Howard Stevens at Dallas 9-24-73
- 3 Hokie Gajan vs. Tampa Bay 9-22-85 (2 lost)
- 3 Rueben Mayes vs. San Francisco 10-25-87 (2 lost)
- 3 Rueben Mayes at Pittsburgh 11-29-87 (2 lost)

**SAINTS TEAM RECORDS**

*Records set as a result of the (1982) nine-game season

**SCORING
MOST POINTS****Season**

- 422 1987
- 386 1989
- 370 1979

Opponent/Season

- 487 1980

Game

- 51 Saints 51 at St. Louis 42, 11-2-69
- 51 Saints 51 at Seattle 27, 11-21-76

Opponent/Game

- 62 Atlanta 62 at Saints 7, 9-16-73

Half

- 42 at Tampa Bay 10-14-79 (2nd)

Opponent/Half

- 38 Atlanta 9-16-73 (2nd)

Quarter

- 28 at Seattle 11-21-76 (3rd)
- 28 vs. Oakland 12-3-79 (2nd)

Opponent/Quarter

- 28 at Philadelphia 11-19-67 (2nd)
- 28 at Chicago 10-10-71 (2nd)
- 28 vs. Rams 10-7-79 (2nd)

FEWEST POINTS**Season**

- 129 1982*
- 163 1973
- 165 1975
- 166 1974

Opponent/Season

- 160 1982*
- 263 1974 (14 game season)
- 275 1990 (16 game season)

Game

- 0 10 times (last time at New England 12-4-83)

Opponent/Game

- 8 times (last time Dallas 9-10-89)

MOST TOUCHDOWNS**Season**

- 46 1979, 1987, 1989

Opponent/Season

- 60 1980

Game

- 7 at St. Louis 11-2-69
- 6 at Seattle 11-21-76
- 6 at Chicago 10-2-77
- 6 at Tampa Bay 10-14-79
- 6 vs. Denver 11-20-88

Opponent/Game

- 8 Atlanta, 9-16-73

FEWEST TOUCHDOWNS**Season**

- 16 1973, 1982*
- 17 1970

Opponent/Season

- 19 1982*
- 29 1988

**MOST GAMES WITHOUT YIELDING
A TOUCHDOWN**

- 4 1988 (1 Shutout)

MOST TOUCHDOWNS RUSHING**Season**

- 28 1979
- 20 1983, 1987

Opponent/Season

- 28 1980

Game

- 5 at Tampa Bay 10-14-79

Opponent/Game

- 5 at St. Louis 10-23-77



FEWEST TOUCHDOWNS RUSHING

Season

- 4 1970, 1985
- 5 1972, 1973

Opponent/Season

- 6 1987
- 7 1988

MOST TOUCHDOWNS PASSING

Season

- 26 1980
- 23 1987, 1989

Opponent/Season

- 32 1969
- 31 1980

Game

- 6 at St. Louis 11-2-69

Opponent/Game

- 6 at St. Louis 11-2-69

FEWEST TOUCHDOWNS PASSING

Season

- 8 1975, 1976, 1981, 1982*

Opponent/Season

- 11 1982*
- 15 1973, 1977

MOST FIELD GOALS

Season

- 33 1987 (42 attempts)
- 31 1985 (35 attempts)

Opponent/Season

- 31 1972 (34 attempts)

Game

- 5 at Green Bay (Milw.) 11-28-71
- 5 vs. Rams 12-1-85 (5 attempts)
- 5 vs. San Francisco 10-25-87 (7 attempts)

Opponent/Game

- 6 Bobby Howfield at Jets 12-3-72 (7 attempts)
- 6 Ray Wersching, San Francisco 10-16-83 (6 attempts)

MOST POINTS AFTER TOUCHDOWN

Season

- 44 1979 (46 attempts)
- 44 1989 (46 attempts)
- 43 1987 (46 attempts)

Opponent/Season

- 56 1980 (60 attempts)

Game

- 6 at St. Louis 11-2-69 (7 attempts)
- 6 at Seattle 11-21-76 (6 attempts)
- 6 at Chicago 10-2-77 (6 attempts)
- 6 at Tampa Bay 10-14-79 (6 atts.)
- 6 vs. Denver 11-20-88 (6 attempts)

Opponent/Game

- 8 Atlanta, 9-16-73 (8 attempts)

FEWEST POINTS AFTER TOUCHDOWN

Season

- 15 1982* (16 attempts)
- 16 1970 (17 attempts)
- 16 1973 (16 attempts)

Opponent/Season

- 19 1982* (19 attempts)
- 28 1988 (29 attempts)

GREATEST MARGIN OF VICTORY

- 42 Denver 0 at Saints 42, 11-20-88

GREATEST MARGIN OF DEFEAT

- 55 Atlanta 62 at Saints 7, 9-16-73

MOST CONSECUTIVE GAMES SCORING

- 113 Current, beginning game 15, 1983

LONGEST WINNING STREAK

- 9 1987 (games 7-15)

LONGEST LOSING STREAK

- 14 First 14 games of 1980



FIRST DOWNS MOST FIRST DOWNS

Season

- 315 1979
- 305 1988
- 304 1987, 1989

Opponent/Season

- 360 1980

Game

- 32 vs. Atlanta 1-2-83
- 30 at St. Louis 10-11-87

Opponent/Game

- 35 Atlanta 9-2-79

FEWEST FIRST DOWNS

Season

- 173 1982*
- 183 1970

Opponent/Season

- 150 1982*
- 226 1974

Game

- 2 at San Francisco 10-21-73
- 3 vs. St. Louis 10-5-80

Opponent/Game

- 8 at Houston 9-30-84
- 8 Green Bay, 10-12-75

MOST FIRST DOWNS RUSHING

Season

- 160 1979
- 135 1983
- 131 1984

Opponent/Season

- 178 1980

Game

- 19 at Seattle 11-21-76

Opponent/Game

- 23 St. Louis 10-4-80

FEWEST FIRST DOWNS RUSHING

Season

- 67 1967
- 79 1982*
- 80 1968

Opponent/Season

- 58 1982*
- 79 1989

Game

- 0 at Philadelphia 10-26-69
- 0 vs. St. Louis 10-5-80

Opponent/Game

- 0 vs. New England 11-30-86
- 0 at Detroit 9-18-88

MOST FIRST DOWNS PASSING

Season

- 183 1980
- 178 1988
- 167 1989

Opponent/Season

- 198 1989
- 197 1986

Game

- 18 vs. Tampa Bay 12-5-82

Opponent/Game

- 22 at San Francisco 11-13-83

FEWEST FIRST DOWNS PASSING

Season

- 76 1982*
- 82 1975

Opponent/Season

- 81 1982*
- 103 1977

Game

- 0 at San Francisco 10-21-73

Opponent/Game

- 0 at St. Louis 10-11-87



MOST FIRST DOWNS BY PENALTY

Season	31 1969, 1971
30 1984	
Opponent/Season	34 1987
Game	7 at Jets 10-26-86
7 at Tampa Bay 9-24-89	
Opponent/Game	6 San Francisco, 10-25-87
6 at New England 11-12-89	

NET YARDS

MOST YARDS GAINED

Season	5,627 1979 (2,476 rushing, 3,151 passing)
5,328 1989 (1,948 rushing, 3,380 passing)	
5,131 1988 (2,046 rushing, 3,085 passing)	
Opponent/Season	6,218 1980 (3,106 rushing, 3,112 passing)
Game	526 vs. Miami 12-7-86 (257 rushing, 269 passing)
519 at San Francisco 12-7-80 (143 rushing, 376 passing)	
512 vs. Atlanta 9-2-79 (188 rushing, 324 passing)	
512 at San Francisco 9-23-79 (174 rushing, 338 passing)	
Opponent/Game	552 Atlanta 9-2-79 (257 rushing, 295 passing)

FEWEST YARDS GAINED

Season	2,655 1982* (1,257 rushing, 1,398 passing)
3,189 1975 (1,642 rushing, 1,547 passing)	

Opponent/Season	2,607 1982* (974 rushing, 1,633 passing)
3,795 1974 (1,758 rushing, 2,039 passing)	
Game	60 vs. Minnesota 11-16-75 (67 rushing, -7 passing)
80 vs. St. Louis 10-5-80 (15 rushing, 65 passing)	
82 at San Francisco 10-21-73 (97 rushing, -15 passing)	

Opponent/Game	133 at Houston 9-30-84 (84 rushing, 49 passing)
133 at Chicago 10-18-87 (67 rushing, 66 passing)	

HIGHEST AVERAGE PER OFFENSIVE PLAY

Season	5.7 1979 (995-5,627)
Opponent/Season	5.6 1980 (1,101-6,218)
Game	8.1 vs. Atlanta 9-2-79 (512 yards)
Opponent/Game	8.1 at St. Louis 11-2-69 (473 yards)

RUSHING MOST YARDS

Season	2,476 1979 (551 carries)
2,461 1983 (595 carries)	
2,286 1981 (546 carries)	
Opponent/Season	3,106 1980 (630 carries)
Game	307 at Rams 11-8-81 (52 carries)
299 at Kansas City 9-26-76 (44 carries)	
276 at Rams 12-16-79 (54 carries)	
272 vs. St. Louis 9-4-83 (40 carries)	

Opponent/Game	340 Rams 11-25-73 (55 carries)
---------------	--------------------------------

FEWEST YARDS

Season	1,193 1967 (334 carries)
1,215 1970 (371 carries)	
1,230 1972 (336 carries)	
Opponent/Season	974 1982* (255 carries)
1,326 1989 (373 carries)	
Game	7 vs. San Francisco 10-1-72 (16 carries)
15 vs. St. Louis 10-5-80 (9 carries)	
Opponent/Game	2 New England 11-30-86 (18 carries)
14 Giants 11-27-88 (17 carries)	

MOST ATTEMPTS

Season	595 1983 (2,461 yards)
569 1987 (2,190 yards)	
546 1981 (2,286 yards)	
Opponent/Season	630 1980 (3,106 yards)
623 1977 (2,729 yards)	
Game	55 at Atlanta 10-20-74 (232 yards)
55 at San Francisco 10-15-78 (175 yards)	
Opponent/Game	62 St. Louis 10-5-80 (330 yards)

FEWEST ATTEMPTS

Season	331 1982* (1,257 yards)
334 1967 (1,193 yards)	
336 1972 (1,230 yards)	
Opponent/Season	255 1982* (974 yards)
373 1989 (1,326 yards)	



Game	9 vs. St. Louis 10-5-80 (15 yards)
Opponent/Game	10 Dallas 9-10-89 (20 yards)

HIGHEST AVERAGE PER RUSH

Season	4.5 1979 (551-2,476)
Opponent/Season	4.9 1980 (630-3,106)
Game	7.1 vs. Miami 12-7-86 (36-257)
Opponent/Game	7.5 at Rams 12-5-71 (39-293)

LOWEST AVERAGE PER RUSH

Season	3.3 1970 (371-1,215)
Opponent/Season	3.2 1986 (486-1,559)
Game	0.4 vs. San Francisco 10-1-72 (16-7)
Opponent/Game	0.1 New England 11-30-86 (18-2)

PASSING MOST NET YARDS

Season	3,648 1980
3,380 1989	
Opponent/Season	3,860 1989
Game	376 at San Francisco 12-7-80
345 at St. Louis 11-2-69	
340 at Pittsburgh 11-5-78	
Opponent/Game	415 Rams 11-26-89

FEWEST NET YARDS

Season	1,398 1982*
1,547 1975	
1,573 1977	

**Opponent/Season**

1,633 1982*
1,900 1977

Game

-15 at San Francisco 10-21-73
-7 vs. Minnesota 11-16-75
0 at San Francisco 10-17-76

Opponent/Game

4 at St. Louis 10-11-87
16 at New England 12-4-83

MOST ATTEMPTS**Season**

566 1980 (334 completed)
508 1985 (260 completed)

Opponent/Season

577 1989 (320 completed)
575 1986 (330 completed)

Game

53 at Green Bay 9-10-78
(33 completed)
52 vs. New England 12-10-72
(24 completed)
52 vs. San Francisco 11-23-75
(25 completed)

Opponent/Game

59 at New England 11-12-89
(27 completed)

FEWEST ATTEMPTS**Season**

248 1982* (137 completed)
321 1977 (166 completed)

Opponent/Season

245 1982* (149 completed)
333 1971 (175 completed)

Game

4 at San Francisco 10-15-78
(2 completed)

Opponent/Game

10 at New England 12-4-83
(3 completed)
10 at St. Louis 10-11-87
(3 completed)

MOST COMPLETIONS**Season**

334 1980 (566 attempts)
294 1978 (479 attempts)

Opponent/Season

330 1986 (575 attempts)

Game

33 vs. Green Bay 9-10-78
(53 attempts)

Opponent/Game

31 at Rams 12-9-90 (50 attempts)
29 at San Francisco 9-21-86
(44 attempts)
29 Rams 11-26-89 (51 attempts)

FEWEST COMPLETIONS**Season**

137 1982* (248 attempts)
163 1973 (338 attempts)
166 1977 (321 attempts)

Opponent/Season

149 1982* (245 attempts)
153 1968 (366 attempts)
154 1977 (290 attempts)

Game

2 at San Francisco 10-15-78
(4 attempts)

Opponent/Game

3 at New England 12-4-83
(10 attempts)
3 at St. Louis 10-11-87
(10 attempts)

BEST COMPLETION PERCENTAGE**Season**

61.6 1989 (284-461)
61.4 1978 (294-479)

Opponent/Season

60.9 1981 (287-471)
60.8 1982 (149-245)

Game

87.0 vs. Denver 11-20-88 (20-23)
84.2 vs. Dallas 9-10-89 (16-19)

**Opponent/Game**

90.5 Green Bay 12-13-81 (19-21)

LOWEST COMPLETION PERCENTAGE**Season**

46.2 1975 (181-392)
47.0 1971 (182-387)

Opponent/Season

41.8 1968 (153-366)

Game

23.5 vs. Rams 9-13-81 (4-17)
26.9 at Chicago 10-7-84 (7-26)
27.0 at Minnesota 12-4-88 (10-37)
27.3 at Dallas 12-19-82 (6-22)

Opponent/Game

25.0 Chicago 12-1-68 (5-20)

MOST PASSES HAD INTERCEPTED**Season**

29 1968
28 1984

Opponent/Season

31 1987

Game

6 vs. Atlanta 9-16-73
5 vs. Rams 10-7-79

Opponent/Game

7 Green Bay 9-14-86

FEWEST PASSES HAD INTERCEPTED**Season**

12 1987
14 1971, 1976, 1982*

Opponent/Season

8 1990
9 1982*
10 1977

INTERCEPTIONS**MOST INTERCEPTIONS****Season**

31 1987
26 1979, 1986

Opponent/Season

29 1968

Game

7 vs. Green Bay 9-14-86
5 at Atlanta 11-1-87
5 vs. Giants 11-22-87

Opponent/Game

6 Atlanta 9-16-73

FEWEST INTERCEPTIONS**Season**

8 1990
9 1982*
10 1977

Opponent/Season

12 1987

MOST RETURN YARDAGE**Season**

412 1983 (23 returns)
351 1979 (26 returns)

Opponent/Season

479 1981 (27 returns)

Game

176 vs. Minnesota 9-3-78 (4 returns)
126 vs. Minnesota 10-13-68 (2 returns)

Opponent/Game

136 at Minnesota 12-4-88 (2 returns)

FEWEST RETURN YARDAGE**Season**

73 1969 (12 returns)
83 1977 (10 returns)

Opponent/Season

79 1982* (14 returns)
140 1976 (14 returns)



MOST RETURNS FOR TOUCHDOWNS

Season

3 1976, 1983, 1984

Opponent/Season

5 1983

4 1977

Game

1 24 times

Opponent/Game

3 Tampa Bay 12-11-77

2 at Green Bay 12-2-73

2 Rams 12-18-83

2 at Minnesota 12-4-88

FUMBLES

MOST FUMBLES

Season

40 1981 (20 lost)

36 1983 (22 lost)

Opponent/Season

43 1975 (22 lost)

Game

7 at Rams 11-8-81 (2 lost)

7 vs. New England 11-30-86 (5 lost)

Opponent/Game

7 Cleveland 12-12-71 (5 lost)

7 at Rams 12-16-79 (4 lost)

7 at Jets 10-26-86 (2 lost)

FEWEST FUMBLES

Season

17 1982* (10 lost)

19 1968 (11 lost)

20 1977 (11 lost)

Opponent/Season

20 1969 (10 lost)

MOST FUMBLES LOST

Season

22 1983 (36 fumbles)

20 1981 (40 fumbles)

Opponent/Season

27 1976 (37 fumbles)

Game

5 vs. New England 11-30-86

(7 fumbles)

Opponent/Game

5 Dallas 11-3-68

5 Cleveland 12-12-71

5 at Atlanta 11-25-79

FEWEST FUMBLES LOST

Season

10 1982* (17 fumbles)

11 1968, 1971, 1974, 1977

Opponent/Season

10 1967, 1969, 1984

TURNOVERS

MOST TURNOVERS

Season

47 1981 & 1983

41 1984

Opponent/Season

49 1987

45 1971

Game

8 vs. Atlanta 9-16-73

8 vs. Detroit 10-28-90

Opponent/Game

7 Dallas 11-3-68

7 Cleveland 12-12-71

7 Green Bay 9-14-86

7 Giants 11-22-87

FEWEST TURNOVERS

Season

24 1982*

25 1971

Opponent/Season

22 1969 & 1982*

23 1984

QUARTERBACK SACKS MOST SACKS

Season

56 1983 (437 yards)

55 1984 (420 yards)

Opponent/Season

58 1985 (461 yards)

Game

9 vs. Rams 12-1-85 (69 yards)

8 vs. Chicago 9-18-83 (73 yards)

Opponent/Game

9 Rams 10-24-76 (78 yards)

9 at San Francisco 11-13-83

(77 yards)

9 at Rams 11-3-85 (63 yards)

FEWEST SACKS

Season

17 1970 (136 yards)

23 1967 (199 yards)

Opponent/Season

17 1979 (140 yards)

20 1990 (131 yards)

MOST YARDS ON SACKS

Season

437 1983 (56 sacks)

420 1984 (55 sacks)

Opponent/Season

461 1985 (58 sacks)

Game

73 vs. Chicago 9-18-83 (8 sacks)

Opponent/Game

81 vs. San Diego 10-9-77 (8 sacks)

PUNTING MOST PUNTS

Season

101 1976 (39.3 avg.)

92 1975 (41.0 avg.)

91 1974 (41.8 avg.)

Opponent/Season

87 1976 (39.9 avg.)

Game

12 vs. Minnesota 11-16-75

11 at San Francisco 10-21-73

11 vs. Washington 12-26-82

Opponent/Game

10 at Atlanta 10-20-74

10 Houston 10-3-76

10 at Raiders 10-13-85

FEWEST PUNTS

Season

46 1982* (43.0 avg.)

49 1969 (41.4 avg.)

Opponent/Season

50 1971 (41.2 avg.)

Game

0 vs. Atlanta 1-2-83

1 7 different times

Opponent/Game

0 at San Francisco 11-14-72

0 at Giants 10-8-67

1 14 different times

BEST AVERAGE

Season

43.1 1984 (70 punts)

42.9 1967 (74 punts)

42.7 1986 (82 punts)

Opponent/Season

44.5 1973 (63 punts)

LOWEST AVERAGE

Season

37.6 1968 (75 punts)

39.0 1989 (71 punts)

Opponent/Season

37.5 1987 (73 punts)

PUNT RETURNS MOST RETURNS

Season

53 1989 (428 yards)

47 1986 (377 yards)



**Opponent/Season**

65 1976 (739 yards)

Game

7 vs. New England 11-30-86

(66 yards)

7 at Detroit 12-3-89 (48 yards)

Opponent/Game

10 Washington 12-26-82 (106 yards)

FEWEST RETURNS**Season**

16 1971 (100 yards)

16 1972 (43 yards)

Opponent/Season

27 1969 (176 yards)

MOST YARDS RETURNED**Season**

468 1987 (41 returns)

428 1989 (53 returns)

Opponent/Season

906 1974 (59 returns)

Game

161 vs. Houston 10-3-76 (6 returns)

Opponent/Game

143 St. Louis 9-29-68 (3 returns)

BEST AVERAGE**Season**

11.8 1988 (35 returns)

11.4 1987 (41 returns)

Opponent/Season

15.4 1974 (59 returns)

LOWEST AVERAGE**Season**

2.7 1972 (16 returns)

3.4 1967 (23 returns)

Opponent/Season

5.8 1971 (43 returns)

KICKOFF RETURNS**MOST RETURNS****Season**

88 1980 (22.5 avg.)

72 1967 (24.2 avg.)

72 1984 (20.3 avg.)

Opponent/Season

76 1979 (20.0 avg.)

Game

9 at Philadelphia 11-19-67

(231 yards)

9 vs. San Francisco 10-1-72

(201 yards)

Opponent/Game

8 Washington 9-22-68 (140 yards)

8 Atlanta 9-2-79 (127 yards)

FEWEST RETURNS**Season**

26 1982* (22.2 avg.)

47 1973 (20.1 avg.)

Opponent/Season

20 1982* (19.4 avg.)

33 1973 (21.9 avg.)

MOST YARDS RETURNED**Season**

1,983 1980 (22.5 avg.)

1,739 1967 (24.2 avg.)

Opponent/Season

1,523 1979 (20.0 avg.)

Game

233 at San Francisco 9-21-86

(5 returns)

231 at Philadelphia 11-19-67

(9 returns)

Opponent/Game

190 at San Francisco 10-22-67

(4 returns)

BEST AVERAGE**Season**

24.2 1967 (72 returns)

24.2 1986 (55 returns)

Opponent/Season

25.5 1975 (42 returns)

LOWEST AVERAGE**Season**

19.6 1974 (53 returns)

19.6 1976 (60 returns)

19.7 1970 (53 returns)

Opponent/Season

16.2 1990 (36 returns)

PENALTIES**MOST PENALTIES****Season**

112 1978 (1,044 yards)

109 1981 (899 yards)

109 1986 (855 yards)

108 1987 (994 yards)

108 1990 (829 yards)

Opponent/Season

119 1984 (1,025 yards)

Game

14 vs. Minnesota 9-3-78 (132 yards)

14 vs. St. Louis 9-4-83 (101 yards)

14 vs. Philadelphia 10-6-85

(107 yards)

Opponent/Game

14 at Rams 12-5-71 (119 yards)

14 Atlanta 9-2-84 (143 yards)

FEWEST PENALTIES**Season**

58 1973 (516 yards)

Opponent/Season

50 1982* (454 yards)

53 1972 (711 yards)

Game

0 vs. Seattle 11-10-85

Opponent/Game

0 at Washington 9-21-75

0 at San Francisco 12-11-88

0 at San Francisco 12-23-90

MOST PENALTY YARDS**Season**

1,044 1978 (112 penalties)

1,029 1970 (91 penalties)

994 1987 (108 penalties)

Opponent/Season

1,079 1981 (117 penalties)

Game

142 at Giants 10-6-68 (12 penalties)

Opponent/Game

143 Atlanta 9-2-84 (14 penalties)

FEWEST PENALTY YARDS**Season**

514 1982* (64 penalties)

516 1973 (58 penalties)

Opponent/Season

454 1982* (50 penalties)

628 1988 (77 penalties)

TURF VS. GRASS, 1991

The Saints will play 14 of their 20 preseason and regular season games this year on artificial turf. Ten of those games are in the Superdome. Other artificial surfaces are at Indianapolis, Kansas City, Philadelphia and Dallas.

New Orleans will play on grass surfaces at Miami, Atlanta, Los Angeles Rams, San Diego, San Francisco and Phoenix.

The trip to Miami will be the Saints' first game ever in Joe Robbie Stadium.





TWO-TEAM RECORDS

SCORING MOST POINTS

- 93** New Orleans 51 at St. Louis 42,
11-2-69

FEWEST POINTS

- 6** Rams 0 at New Orleans 6, 11-9-86

MOST TOUCHDOWNS

- 13** New Orleans 7 at St. Louis 6, 11-2-69

FEWEST TOUCHDOWNS

- 0** Rams at New Orleans, 11-9-86

FIRST DOWNS

MOST FIRST DOWNS

- 58** Atlanta 35 at New Orleans 23, 9-2-79

FEWEST FIRST DOWNS

- 20** Minnesota 8 at New Orleans 12,
9-12-70

NET YARDS

MOST YARDS GAINED

- 1,064** Atlanta 552 at New Orleans 512,
9-2-79

FEWEST YARDS GAINED

- 379** San Francisco 295 at New Orleans
84, 10-1-72

RUSHING

MOST RUSHES

- 86** New Orleans 39 at Atlanta 47,
12-16-73

MOST YARDS

- 490** Rams 340 at New Orleans 150,
11-25-73

FEWEST YARDS

- 111** San Francisco 76 at New Orleans 35,
10-8-89

MOST TOUCHDOWNS RUSHING

- 7** New Orleans 4, at Seattle 3, 11-21-76

PASSING

MOST YARDS

- 719** New Orleans 374 at St. Louis 345,
11-2-69

FEWEST YARDS

- 77** San Francisco 44 at New Orleans 33,
11-13-77

- 80** New Orleans 19 at San Francisco 61,
11-27-77

MOST PASSES ATTEMPTED

- 83** Kansas City 35 at New Orleans 48,
9-8-85

MOST PASSES COMPLETED

- 52** San Francisco 21 at New Orleans 31,
10-8-89

MOST TOUCHDOWNS PASSING

- 12** New Orleans 6 at St. Louis 6, 11-2-69

MOST PASSES HAD INTERCEPTED

- 9** Green Bay 7 at New Orleans, 2,
9-14-86

PENALTIES

MOST PENALTIES

- 23** Atlanta 14 at New Orleans 9, 9-2-84

FEWEST PENALTIES

- 2** New Orleans 2 at San Francisco 0,
12-11-88

MOST YARDS PENALIZED

- 218** Atlanta 143 at New Orleans 75,
9-2-84

FEWEST YARDS PENALIZED

- 11** New Orleans 11 at San Francisco 0,
12-11-88

FUMBLES

MOST FUMBLES

- 10** Cleveland 7 at New Orleans 3, 12-12-71

MOST FUMBLES LOST

- 8** Cleveland 5 at New Orleans 3, 12-12-71

TURNOVERS

MOST TURNOVERS

- 11** Dallas 7 at New Orleans 4, 11-3-68

- 11** Chicago 5 at New Orleans 6, 9-18-83

QUARTERBACK SACKS

MOST SACKS

- 14** Chicago 6 at New Orleans 8, 9-18-83



NFL 1990 STANDINGS

NFC

EASTERN DIVISION

	W	L	T	Pct.	Pts.	OP
N.Y. Giants	13	3	0	.813	335	211
Philadelphia	10	6	0	.625	396	299
Washington	10	6	0	.625	381	301
Dallas	7	9	0	.438	244	308
Phoenix	5	11	0	.313	268	396

CENTRAL DIVISION

	W	L	T	Pct.	Pts.	OP
Chicago	11	5	0	.688	348	280
Tampa Bay	6	10	0	.375	264	367
Detroit	6	10	0	.375	373	413
Green Bay	6	10	0	.375	271	347
Minnesota	6	10	0	.375	351	326

WESTERN DIVISION

	W	L	T	Pct.	Pts.	OP
San Francisco	14	2	0	.875	353	239
New Orleans	8	8	0	.500	274	275
L.A. Rams	5	11	0	.313	345	412
Atlanta	5	11	0	.313	348	365

AFC

EASTERN DIVISION

	W	L	T	Pct.	Pts.	OP
Buffalo	13	3	0	.813	428	263
Miami	12	4	0	.750	336	242
Indianapolis	7	9	0	.438	281	353
N.Y. Jets	6	10	0	.375	295	345
New England	1	15	0	.063	181	446

CENTRAL DIVISION

	W	L	T	Pct.	Pts.	OP
Cincinnati	9	7	0	.563	360	352
Houston	9	7	0	.563	405	307
Pittsburgh	9	7	0	.563	292	240
Cleveland	3	13	0	.188	228	462

WESTERN DIVISION

	W	L	T	Pct.	Pts.	OP
L.A. Raiders	12	4	0	.750	337	268
Kansas City	11	5	0	.688	369	257
Seattle	9	7	0	.563	306	286
San Diego	6	10	0	.375	315	281
Denver	5	11	0	.313	331	374

1990 POSTSEASON GAMES

(Home Team in CAPS)

FIRST-ROUND GAMES

Washington 20, PHILADELPHIA 6 (65,287)
CHICAGO 16, New Orleans 6 (60,767)

MIAMI 17, Kansas City 16 (67,276)
CINCINNATI 41, Houston 14 (60,012)

DIVISIONAL PLAYOFFS

SAN FRANCISCO 28, Washington 10 (65,292)
N.Y. GIANTS 31, Chicago 3 (77,025)

BUFFALO 44, Miami 34 (77,087)
L.A. RAIDERS 20, Cincinnati 10 (92,045)

CONFERENCE CHAMPIONSHIPS

N.Y. Giants 15, SAN FRANCISCO 13 (66,334)

BUFFALO 51, L.A. Raiders 3 (80,324)

SUPER BOWL XXV at Tampa Stadium, Tampa, Florida

N.Y. GIANTS 20, Buffalo 19 (73,813)

AFC-NFC PRO BOWL at Honolulu, Hawaii

AFC 23, NFC 21 (50,345)



NFL PLAYOFF TIEBREAKERS

DIVISION TIEBREAKER

Two Clubs

1. Head-to-Head (best won-lost-tied percentage in games between the clubs).
2. Best won-lost-tied percentage in games played within the division.
3. Best won-lost-tied percentage in games played within the conference.
4. Best won-lost-tied percentage in common games, if applicable.
5. Best net points in division games.
6. Best net points in all games.
7. Strength of schedule.
8. Best net touchdowns in all games.
9. Coin toss.

Three or More Clubs

(Note: If one team wins a multiple-team tiebreaker to advance to playoff round, the remaining teams revert to step 1 of applicable two-club format).

1. Head-to-Head (best won-lost-tied percentage in games among the clubs).
2. Best won-lost-tied percentage in games played within the division.
3. Best won-lost-tied percentage in games played within the conference.
4. Best won-lost-tied percentage in common games.
5. Best net points in division games.
6. Best net points in all games.
7. Strength of schedule.
8. Best net touchdowns in all games.
9. Coin toss.

WILDCARD TIES

1. If all tied clubs are from the same division, apply division tiebreaker.
2. If the tied clubs are from different divisions, apply the following steps.

Two Clubs

1. Head-to-Head, if applicable.
2. Best won-lost-tied percentage played within the conference.
3. Best won-lost-tied percentage in common games, minimum of four.
4. Best average net points in conference games.
5. Best net points in all games.
6. Strength of schedule.
7. Best net touchdowns in all games.
8. Coin toss.

Three or More Clubs

(Note: If one team wins a multiple-team tiebreaker to advance to playoff round, the remaining teams revert to step 1 of applicable two-club format).

1. Head-to-Head sweep (applicable only if one club has defeated each of the others or one club has lost to each of the others).
2. Best won-lost-tied percentage in games played within the conference.
3. Best won-lost-tied percentage in common games, minimum of four.
4. Best average net points in conference games.
5. Best net points in all games.
6. Strength of schedule.
7. Best net touchdowns in all games.
8. Coin toss.



RULE CHANGES FOR 1991

The following rule changes will be in effect for the 1991 season, as approved by NFL owners. These are the changes.

1. Specifies that officials are to whistle the play dead whenever the defensive lineman clearly penetrates beyond the neutral zone before the ball is snapped and continues toward the quarterback.

2. Stipulates that all five-yard markings (as well as sideline hashmarks) will stop eight inches from respective sidelines.

3. Transfers into existing playing rules, bylaws that govern equipment, uniforms and general appearance of players on gameday.

4. Further clarifies that grasp and control of the quarterback is to be called only when his safety is in jeopardy.

5. If a foul is committed by an opponent that caused an injury, a team timeout would not be charged to that team anytime in the game rather than only during the last two minutes of a half as provided for in previous rules.

6. Makes it illegal for an offensive player to deliberately bat a backward pass in flight toward the opponent's goal line.

7. Further clarifies that officials will wind the Game Clock on declined penalties outside the last two minutes of the first half and the last five minutes of the second half only if the penalty caused the clock to stop.

8. Provides that the Game Clock would not start until the snap is

made following any change of possession even if a player went out of bounds.

9. Whenever a subsequent change of possession occurs, a foul by the defense behind the line on a play that becomes dead behind the line, the penalty for the foul will permit the offensive team to at least get back to the previous spot.

10. Specifies that if any offensive player simulates the start of a play, a foul for false start is to be called immediately, whether or not the defense reacts.

11. Punts, drop kicks, and field goals can only be attempted from behind the line of scrimmage rather than behind or beyond the line according to previous rules. Rule also eliminates the provisions for a return kick.

12. Whenever a 15-yard penalty is to be assessed on a play involving a double foul when a five-yard-only foul was committed by the opponent, the major penalty would always be marked off from the previous spot rather than the spot of the foul, the previous spot or the location where the ball became dead.

13. A safety will no longer be scored when a player fumbles the ball out of bounds in his own end zone provided the opponent caused the ball to go into the end zone. The ruling will be a touchback. It will also be a touchback when a player fumbles the ball in the field of play and the ball goes out of bounds in the opponent's end zone.



1991 NFL PRESEASON SCHEDULE (All Times Local)

FRIDAY, JULY 26
Chicago at Miami.....8:00

SATURDAY, JULY 27
Hall of Fame Game
Denver (AFC) vs. Detroit (NFC)
Canton, Ohio.....12:30

SUNDAY, JULY 28
American Bowl '91 at London
Buffalo vs. Philadelphia.....1:00*

FIRST WEEK

FRIDAY, AUGUST 2
Indianapolis at Denver.....7:00
Cincinnati at Detroit.....7:30

SATURDAY, AUGUST 3
American Bowl '91 at Berlin
Chicago vs. San Francisco.....1:00*
American Bowl '91 at Tokyo
Los Angeles Raiders vs. Miami.....10:00*
Dallas at Kansas City.....8:00
Phoenix at Seattle.....7:30
New England at Green Bay.....6:00
Houston at San Diego.....7:00
Minnesota at New Orleans.....7:00
Los Angeles Rams vs. Atlanta
at Jacksonville, Fla.8:00
Philadelphia at New York Jets.....8:00

SUNDAY, AUGUST 4
Washington at Pittsburgh.....8:00

MONDAY, AUGUST 5
Tampa Bay at Cleveland.....8:30
Buffalo at New York Giants.....6:00

SECOND WEEK
WEDNESDAY, AUGUST 7
Denver at San Francisco.....6:00

FRIDAY, AUGUST 9
Atlanta at Houston.....7:00

SATURDAY, AUGUST 10
Kansas City vs. New York Jets
at St. Louis, Mo.7:00
Green Bay at New Orleans.....7:00
New York Giants at Cleveland.....9:00
Philadelphia at Cincinnati.....7:30
Miami at Tampa Bay.....7:00
Washington at New England.....7:00
Detroit at Buffalo.....6:30
Seattle at Indianapolis.....7:30
Pittsburgh at Minnesota.....8:00

SUNDAY, AUGUST 11
Phoenix at Chicago.....7:00

MONDAY, AUGUST 12
Los Angeles Raiders at Dallas.....7:00
San Diego at Los Angeles Rams.....7:00

THIRD WEEK

FRIDAY, AUGUST 16
Cleveland at Washington.....8:00

SATURDAY, AUGUST 17
Buffalo vs. Green Bay at Madison, Wis.12:00
Tampa Bay at Atlanta.....7:00
New York Jets at New York Giants.....8:00
Minnesota at Cincinnati.....7:30
Pittsburgh at Philadelphia.....7:30
New Orleans at Indianapolis.....7:30
New England at Phoenix.....7:30
Detroit at Kansas City.....7:00
Chicago at Los Angeles Raiders.....1:00
Seattle at Los Angeles Rams.....7:00

SUNDAY, AUGUST 18
Dallas at Houston.....7:00

MONDAY, AUGUST 19
Miami at Denver.....6:00
San Diego at San Francisco.....6:00

FOURTH WEEK

THURSDAY, AUGUST 22
Los Angeles Rams vs. Houston
at Memphis, Tenn.7:00

FRIDAY, AUGUST 23
Pittsburgh at Detroit.....7:30
San Francisco at Seattle.....5:00
Atlanta at Dallas.....8:00
Kansas City at Tampa Bay.....8:00
Denver at Phoenix.....7:30
Cleveland at Minnesota.....7:00
Indianapolis at Philadelphia.....7:30
Los Angeles Raiders at San Diego.....7:00

SATURDAY, AUGUST 24
Cincinnati at Green Bay.....6:00
New Orleans at Miami.....8:00
New York Giants at New England.....4:00
New York Jets vs. Washington
at Columbia, S.C.7:00
Buffalo at Chicago.....8:00

*Eastern Time



1991 NFL Schedule (All Times Local)

SUNDAY, SEPTEMBER 1

(First Weekend)*

Atlanta at Kansas City.....12:00
Cincinnati at Denver.....2:00
Dallas at Cleveland.....1:00
Los Angeles Raiders at Houston.....3:00
Miami at Buffalo.....4:00
Minnesota at Chicago.....3:00
New England at Indianapolis.....3:00
Philadelphia at Green Bay.....12:00
Phoenix at Los Angeles Rams.....1:00
San Diego at Pittsburgh.....4:00
Seattle at New Orleans.....12:00
Tampa Bay at New York Jets.....1:00
Detroit at Washington.....8:00

MONDAY, SEPTEMBER 2

San Francisco at New York Giants.....9:00

SUNDAY, SEPTEMBER 8

(Second Weekend)**

Chicago at Tampa Bay.....1:00
Cleveland at New England.....1:00
Denver at Los Angeles Raiders.....1:00
Green Bay at Detroit.....1:00
Indianapolis at Miami.....1:00
Los Angeles Rams at New York Giants.....1:00
Minnesota at Atlanta.....1:00
New Orleans at Kansas City.....12:00
New York Jets at Seattle.....1:00
Phoenix at Philadelphia.....1:00
Pittsburgh at Buffalo.....1:00
San Diego at San Francisco.....1:00
Houston at Cincinnati.....8:00

MONDAY, SEPTEMBER 9

Washington at Dallas.....8:00

SUNDAY, SEPTEMBER 15

(Third Weekend)*

Atlanta at San Diego.....1:00
Buffalo at New York Jets.....4:00
Cincinnati at Cleveland.....1:00
Indianapolis at Los Angeles Raiders.....1:00
Miami at Detroit.....1:00
New England at Pittsburgh.....1:00
New York Giants at Chicago.....12:00
Philadelphia at Dallas.....12:00
Phoenix at Washington.....1:00
San Francisco at Minnesota.....12:00
Seattle at Denver.....2:00

Tampa Bay at Green Bay.....12:00
Los Angeles Rams at New Orleans.....7:00

MONDAY, SEPTEMBER 16

Kansas City at Houston.....8:00

SUNDAY, SEPTEMBER 22

(Fourth Weekend)*

Buffalo at Tampa Bay.....4:00
Cleveland at New York Giants.....1:00
Detroit at Indianapolis.....12:00
Green Bay at Miami.....1:00
Houston at New England.....1:00
Los Angeles Raiders at Atlanta.....1:00
Los Angeles Rams at San Francisco.....1:00
Minnesota at New Orleans.....12:00
Pittsburgh at Philadelphia.....1:00
San Diego at Denver.....2:00
Seattle at Kansas City.....3:00
Washington at Cincinnati.....1:00
Dallas at Phoenix.....5:00

MONDAY, SEPTEMBER 23

New York Jets at Chicago.....8:00

SUNDAY, SEPTEMBER 29

(Fifth Weekend)*

OPEN DATE: Four AFC Central Teams
Chicago at Buffalo.....1:00
Green Bay at Los Angeles Rams.....1:00
Indianapolis at Seattle.....1:00
Kansas City at San Diego.....1:00
Miami at New York Jets.....4:00
New England at Phoenix.....1:00
New Orleans at Atlanta.....1:00
New York Giants at Dallas.....12:00
San Francisco at Los Angeles Raiders.....1:00
Tampa Bay at Detroit.....1:00
Denver at Minnesota.....7:00

MONDAY, SEPTEMBER 30

Philadelphia at Washington.....9:00

SUNDAY, OCTOBER 6

(Sixth Weekend)*

OPEN DATE: Four NFC West Teams
Dallas vs. Green Bay at Milwaukee.....12:00
Denver at Houston.....12:00
Miami at New England.....1:00
Minnesota at Detroit.....1:00
New York Jets at Cleveland.....1:00



Philadelphia at Tampa Bay	1:00
Phoenix at New York Giants	4:00
San Diego at Los Angeles Raiders	1:00
Seattle at Cincinnati	1:00
Washington at Chicago	12:00
Pittsburgh at Indianapolis	7:00

MONDAY, OCTOBER 7

Buffalo at Kansas City	8:00
------------------------	------

SUNDAY, OCTOBER 13 (Seventh Weekend)**

OPEN DATE: Four NFC Central and Two AFC Fifth Place Teams

Cincinnati at Dallas	12:00
Cleveland at Washington	1:00
Houston at New York Jets	4:00
Indianapolis at Buffalo	1:00
Miami at Kansas City	3:00
New Orleans at Philadelphia	1:00
Phoenix at Minnesota	12:00
San Diego at Los Angeles Rams	1:00
San Francisco at Atlanta	1:00
Los Angeles Raiders at Seattle	4:30

MONDAY, OCTOBER 14

New York Giants at Pittsburgh	9:00
-------------------------------	------

THURSDAY, OCTOBER 17 (Eighth Weekend)*

OPEN DATE: Four NFC East Teams

Chicago at Green Bay	6:30
----------------------	------

SUNDAY, OCTOBER 20

Atlanta at Phoenix	1:00
Cleveland at San Diego	1:00
Detroit at San Francisco	1:00
Houston at Miami	1:00
Kansas City at Denver	2:00
Los Angeles Rams at Los Angeles Raiders	1:00
Minnesota at New England	1:00
New York Jets at Indianapolis	12:00
Seattle at Pittsburgh	1:00
Tampa Bay at New Orleans	12:00

MONDAY, OCTOBER 21

Cincinnati at Buffalo	9:00
-----------------------	------

SUNDAY, OCTOBER 27 (Ninth Weekend)**

OPEN DATE: Four AFC East Teams

Chicago at New Orleans	12:00
Cincinnati at Houston	12:00
Dallas at Detroit	4:00
Denver at New England	1:00
Green Bay at Tampa Bay	1:00

Los Angeles Rams at Atlanta	1:00
Minnesota at Phoenix	2:00
Pittsburgh at Cleveland	1:00
San Diego at Seattle	1:00
San Francisco at Philadelphia	1:00
Washington at New York Giants	8:00

MONDAY, OCTOBER 28

Los Angeles Raiders at Kansas City	8:00
------------------------------------	------

SUNDAY, NOVEMBER 3 (Tenth Weekend)*

OPEN DATE: Four AFC West Teams

Atlanta at San Francisco	1:00
Cleveland at Cincinnati	1:00
Detroit at Chicago	12:00
Green Bay at New York Jets	1:00
Houston at Washington	1:00
Miami at Indianapolis	4:00
New England at Buffalo	1:00
New Orleans at Los Angeles Rams	1:00
Phoenix at Dallas	12:00
Tampa Bay at Minnesota	12:00
Pittsburgh at Denver	6:00

MONDAY, NOVEMBER 4

New York Giants at Philadelphia	9:00
---------------------------------	------

SUNDAY, NOVEMBER 10 (Eleventh Weekend)**

Atlanta at Washington	1:00
Buffalo vs. Green Bay at Milwaukee	12:00
Dallas at Houston	12:00
Detroit at Tampa Bay	1:00
Indianapolis at New York Jets	1:00
Kansas City at Los Angeles Rams	1:00
Los Angeles Raiders at Denver	2:00
New York Giants at Phoenix	2:00
Philadelphia at Cleveland	1:00
Pittsburgh at Cincinnati	1:00
San Francisco at New Orleans	12:00
Seattle at San Diego	1:00
New England at Miami	8:00

MONDAY, NOVEMBER 11

Chicago at Minnesota	8:00
----------------------	------

SUNDAY, NOVEMBER 17 (Twelfth Weekend)*

Chicago at Indianapolis	1:00
Cincinnati at Philadelphia	1:00
Dallas at New York Giants	4:00
Denver at Kansas City	12:00
Los Angeles Rams at Detroit	4:00
Minnesota at Green Bay	12:00
New Orleans at San Diego	1:00

New York Jets at New England	1:00
Phoenix at San Francisco	1:00
Seattle at Los Angeles Raiders	1:00
Tampa Bay at Atlanta	1:00
Washington at Pittsburgh	1:00
Cleveland at Houston	7:00

MONDAY, NOVEMBER 18

Buffalo at Miami	9:00
------------------	------

SUNDAY, NOVEMBER 24 (Thirteenth Weekend)**

Buffalo at New England	1:00
Dallas at Washington	1:00
Denver at Seattle	1:00
Detroit at Minnesota	12:00
Houston at Pittsburgh	1:00
Indianapolis vs. Green Bay at Milwaukee	12:00
Kansas City at Cleveland	1:00
Los Angeles Raiders at Cincinnati	1:00
Miami at Chicago	12:00
New York Giants at Tampa Bay	1:00
Philadelphia at Phoenix	2:00
San Diego at New York Jets	4:00
Atlanta at New Orleans	7:00

MONDAY, NOVEMBER 25

San Francisco at Los Angeles Rams	6:00
-----------------------------------	------

THURSDAY, NOVEMBER 28 (Fourteenth Weekend)*

Chicago at Detroit	12:30
Pittsburgh at Dallas	3:00

SUNDAY, DECEMBER 1

OPEN DATE: Two NFC Fifth Place Teams

Cleveland at Indianapolis	1:00
Green Bay at Atlanta	1:00
Kansas City at Seattle	1:00
New England at Denver	2:00
New Orleans at San Francisco	1:00
New York Giants at Cincinnati	4:00
New York Jets at Buffalo	1:00
Tampa Bay at Miami	1:00
Washington at Los Angeles Rams	1:00
Los Angeles Raiders at San Diego	5:00

MONDAY, DECEMBER 2

Philadelphia at Houston	8:00
-------------------------	------

SUNDAY, DECEMBER 8 (Fifteenth Weekend)**

Atlanta at Los Angeles Rams	1:00
Buffalo at Los Angeles Raiders	1:00
Denver at Cleveland	1:00
Green Bay at Chicago	12:00
Indianapolis at New England	1:00

New Orleans at Dallas	12:00
New York Jets at Detroit	4:00
Philadelphia at New York Giants	1:00
Pittsburgh at Houston	12:00
San Diego at Kansas City	12:00
San Francisco at Seattle	1:00
Washington at Phoenix	2:00
Minnesota at Tampa Bay	8:00

MONDAY, DECEMBER 9

Cincinnati at Miami	9:00
---------------------	------

SATURDAY, DECEMBER 14 (Sixteenth Weekend)*

Kansas City at San Francisco	1:00
Tampa Bay at Chicago	11:30

SUNDAY, DECEMBER 15

Cincinnati at Pittsburgh	1:00
Dallas at Philadelphia	1:00
Detroit at Green Bay	12:00
Houston at Cleveland	1:00
Los Angeles Rams at Minnesota	12:00
Miami at San Diego	1:00
New England at New York Jets	1:00
New York Giants at Washington	4:00
Phoenix at Denver	2:00
Seattle at Atlanta	1:00
Buffalo at Indianapolis	8:00

MONDAY, DECEMBER 16

Los Angeles Raiders at New Orleans	8:00
-------------------------------------------	-------------

SATURDAY, DECEMBER 21 (Seventeenth Weekend)**

Green Bay at Minnesota	3:00
Houston at New York Giants	12:30

SUNDAY, DECEMBER 22

Atlanta at Dallas	12:00
Cleveland at Pittsburgh	1:00
Denver at San Diego	1:00
Detroit at Buffalo	1:00
Indianapolis at Tampa Bay	1:00
Kansas City at Los Angeles Raiders	1:00
New England at Cincinnati	1:00
New Orleans at Phoenix	2:00
New York Jets at Miami	1:00
Washington at Philadelphia	4:00
Los Angeles Rams at Seattle	5:00

MONDAY, DECEMBER 23

Chicago at San Francisco	6:00
--------------------------	------

*CBS-TV National Weekend

**NBC-TV National Weekend





SAINTS TICKET INFORMATION



LOUISIANA SUPERDOME
SEATING CAPACITY: 69,065

Season	Single Game	TICKET OFFICE
\$280.00	Loge Level and Padded Terrace	The New Orleans Saints ticket office is located in the Louisiana Superdome, gate A ground level. Office hours are from 9 a.m. to 5 p.m. on weekdays, and 9 a.m. to 5 p.m. on Saturdays before home games. Ticket windows open two hours prior to kickoff on Sundays. The ticket office is not open on Saturdays before games that are sellouts. Ticket will call is also located at gate A ground level in the Saints ticket office.
\$250.00	Plaza Level	
\$180.00	Terrace Level	

Use your Visa or Mastercard to order tickets by mail. Other mail orders will be accepted when accompanied by a certified check or money order for the amount plus \$1 for handling.

Ticketmaster also processes phone orders. A \$2.75 service charge is required on all phone orders.

For further information, call the Saints ticket office at:
(504) 522-2600

TICKETMASTER PHONE NUMBERS

In New Orleans Area	(504) 522-5555
In Baton Rouge Area	(504) 336-5000
Outside Louisiana Toll Free	(800) 683-1996

SINGLE GAME TICKET OUTLETS

Individual game tickets are available at official Saints ticket outlets at the following locations: NEW ORLEANS/BATON ROUGE AND THROUGHOUT MISSISSIPPI — All Ticketmaster outlets. WESTBANK — Algiers Naval Support Activity.



SAINTS 1991 SUMMER CALENDAR

- July 14** — Rookies, free agents and selected veterans report to camp at the University of Wisconsin-La Crosse.
- July 15** — Player physicals begin.
- July 16** — First practice for rookies and free agents.
- July 17** — Veterans report.
- July 18** — Veteran physicals begin.
- July 19** — First practice — all players.
- July 24** — Saints and Green Bay Packers practice at University of Wisconsin-Stevens Point.
- July 26** — Kansas City Chiefs arrive in La Crosse for practices with Saints.
- July 27** — Chiefs depart La Crosse.
- Aug. 3** — Saints vs. Minnesota Vikings at Superdome, 7 p.m.
- Aug. 9** — Break camp, travel to New Orleans.
- Aug. 10** — Saints vs. Green Bay Packers at Superdome, 7 p.m.
- Aug. 17** — Saints vs. Indianapolis Colts at Hoosier Dome, 7:30 p.m., CDT.
- Aug. 20** — Roster reduction to 60 players.
- Aug. 23** — Touchdown Club Welcome Saints Luncheon, Superdome, noon.
- Aug. 24** — Saints vs. Miami Dolphins at Joe Robbie Stadium, 7 p.m., CDT.
- Aug. 26** — Final roster reduction to 47 players; first regular season workout.
- Sept. 1** — NFL regular season opener, Saints vs. Seattle Seahawks at Superdome, noon.

SAINTS IN PRO BOWL

- 1967 — Dave Whitsell, safety.
 - 1968 — Dave Rowe, defensive tackle.
 - 1969 — Tom Dempsey, kicker; Jake Kupp, guard; Tony Baker and Andy Livingston, running backs; Tom Fears, coach.
 - 1978 — Archie Manning, quarterback.
 - 1979 — Wes Chandler, wide receiver; Henry Childs, tight end; Archie Manning, quarterback; Chuck Muncie, running back; Tommy Myers, safety.
 - 1981 — George Rogers, running back.
 - 1982 — George Rogers, running back.
 - 1983 — Rickey Jackson, linebacker.
 - 1984 — Bruce Clark, defensive end; Brian Hansen, punter; Rickey Jackson, linebacker.
 - 1985 — Morten Andersen, kicker; Rickey Jackson, linebacker.
 - 1986 — Morten Andersen, kicker; Rickey Jackson, linebacker.
*Rueben Mayes, running back.
 - 1987 — Morten Andersen, kicker; Hoby Brenner, tight end; Brad Edelman, guard; *Rueben Mayes, running back; Sam Mills, linebacker; Dave Waymer, cornerback.
 - 1988 — Morten Andersen, kicker; Eric Martin, wide receiver; Sam Mills, linebacker.
 - 1989 — Dalton Hilliard, running back; Vaughan Johnson, linebacker; Pat Swilling, linebacker.
 - 1990 — Morten Andersen, kicker; Vaughan Johnson, linebacker; Pat Swilling, linebacker.
- *Injured, did not play



MEDIA INFORMATION

MEDIA GATE: Media entrance for Saints games at the Superdome is located on the lower level of the northwest parking garage (side nearest Claiborne Avenue overpass) near the center of the building. The media door opens two hours prior to kickoff (media will-call at this entrance).

CREDENTIAL REQUESTS: Superdome press box space is reserved for the working news media. Requests should be made at least one week in advance and directed to Rusty Kasmiersky, director of media relations, New Orleans Saints, 6928 Saints Drive, Metairie, LA 70003. Phone: (504) 733-6147.

TELEVISION AND RADIO: Network television and visiting radio are assigned numbered booths in the main press box. Spotters and statisticians are available upon advanced request.

PHOTOGRAPHERS: Only accredited working photographers are allowed on the sidelines. They must wear a "field photo" credential and kneel behind the 12-foot restricted zone. The bench areas are off limits at all times. Photographers should take special note of conditions use listed on the credential. Reporters are not permitted to accompany photographers on the sidelines. Photo grips must be at least 18 years of age and must be credentialed in advance.

IMPORTANT: ALL CREDENTIALS ARE ISSUED TO INDIVIDUALS AND ARE NOT TRANSFERABLE.

LOCKER ROOMS: Only accredited working media are allowed in locker rooms after games. There is no admission before the game. Still photographs are not permitted in the Saints locker room postgame.

TELEPHONES: Requests for service should be directed to South Central Bell, (504) 528-7940.

COPY TRANSMISSION: Requests for service should be directed to Leon Letulle, formerly of SportsComm, who operates a copy transmission and computer service. He can be reached at (504) 368-3140.

PRESS BOX SERVICES: Statistical information is supplied before, during and after the game. Scores of other games are announced and posted as received. Postgame quotes are provided from both locker rooms. Refreshments are served in the media lounge before the game, halftime and postgame.

TRANSPORTATION: Transportation to Moisant International Airport will be arranged for visiting media with tight departure schedules.

SaintsRadio

Hear all the New Orleans Saints games live on WWL 870 AM with Larry Matson and Archie Manning. And....join us for special Saints programs....on your station of the Saints!

Our Saints games are brought to you by:

The Athlete's Foot • American Office Machines

Aucoin Hart Jewelers • Chevron USA

CNA Insurance • Coors Light • Delta Air Lines

Hertz Rent A Car • Jefferson Savings and

Loan • KFC • LAS Enterprises • Louisiana Heat Pump

Association • Old Milwaukee • Ortho Chemicals

Pelican Homestead • Pennzoil Gumout • PetroCom • Pizza Hut

The Plaza in Lakeforest • Popeyes Famous

Fried Chicken • Principal Health

Care • Slidell Memorial Hospital

and Medical Center • Speedee Oil

Change and Tune-Up

Sports Avenue

U. S. Postal Service

The radio station of the Saints . .

WWL 870a



We Carry The People
Who Carry The Day.

A close-up photograph of a hand holding a football. The hand is positioned on the left side of the frame, with fingers wrapped around the laces of the football. The football is a classic brown leather with white laces. The background is a dramatic sunset or sunrise, with bright orange and yellow light on the left side, fading into a dark, deep blue on the right. The overall mood is one of strength, support, and partnership.

 **DELTA**
*The Official Airline Of The
New Orleans Saints.*