2014 MEDIA GUIDE



NEW ORLEANS SAINTS

verizon

WITH NFL MOBILE, NEVER BE WITHOUT THE SAINTS.

Only NFL Mobile from Verizon delivers live NFL games right to your phone every Thursday, Sunday and Monday night. Plus, watch every touchdown from every game on Sunday afternoons with NFL RedZone.

NEVER BEING WITHOUT THE GAME YOU LOVE. THAT'S POWERFUL.

NFL MOBILE

NFL REDZONE

Available on the App Store · GET IT ON Google play · Windows Phone · Get it on BlackBerry World

Airtime, message & data usage applies for app download & use. Available on select smartphones. Subscriptions required for video content on all devices. Coverage not available everywhere. Google and Android are trademarks of Google. App Store is a service mark of Apple Inc. Windows and Windows logos are trademarks of the Microsoft group of companies. © 2014 Verizon.

Compassion. Courage. Values. That's The Power of People.

Entergy is proud to be named as one of the Top 100 Corporate Citizens in the country.

At Entergy, we aspire to contribute to a society that is healthy, educated and productive. Where none of our customers live in poverty. Where every child has the opportunity for a good education and to fulfill his or her full potential. And where the environment poses no threat to future generations. This is the future we imagine. Our commitment to all of our stakeholders: owners, customers, employees and communities is to see it through.

CR's 100 Best Corporate Citizens 2014

TOP 100 CORPORATE CITIZENS

Entergy®

THE POWER OF PEOPLE®

Connect with us:

A message from Entergy Corporation ©2014 Entergy Services, Inc. All Rights Reserved.

OWNERSHIP FOOTBALL ADMINISTRATION RECORDS HISTORY

TABLE OF CONTENTS

Staff Directory 3-4

OWNERSHIP 5-24

FOOTBALL 25-339

Exec. VP/GM 26-27
Coaching Staff 28-63
Players 64-229
2014 Draft Picks 230-237
Undrafted/First-Year 237-248
How The Saints Were Built 249
Alphabetical Roster 250-251
Numerical Roster 252-253
NFL Season In Review 255
Final Statistics 256-259
Honors 260-261
Game-By-Game Saints 262
Game-By-Game Opponents 263
Participation Report 264-265
Game-By-Game Starters 266
Team Superlatives 267
Individual Superlatives 268
Individual Statistics 269-278
Turnover Table 279
Transactions Log 280-281
Game-By-Game Review 282-319
Football Operations 320-339

ADMINISTRATION . . 340-352

Staff 341-349
Community Affairs 350-351
Youth Programs 352

RECORDS 353-389

Career Leaders 354-356
Yearly Leaders 357-364
Individual Records 365-373
Team Records 374-379
Two-Team Records 380
Consecutive Records 381
Big Games 382-385
Last Time 386
Individual Playoff Records 387-388
Team Playoff Records 389

HISTORY 390-515

Saints Timeline 391-402
Season Results 403-417
Series Records 418-423
Attendance Figures 424
Preseason Results 425-428
Preseason Records 428
Year-By-Year Statistics 429-474
Playoff Game Summaries 475-481
All-Time Roster 482-489
All-Time Numerical Roster 490-495
Pro Football Hall of Fame 496-498
NFL Honors 499-504
NFL Draft History 505-512
Saints In Prime Time 513
Saints/La. Sports Hall of Fame 514
Mercedes-Benz Superdome 515



2014 New Orleans Saints Media Guide

The New Orleans Saints 2014 Media Guide was compiled by Greg Bensel, Doug Miller, Justin Macione, Courtney Foret, Matt Mendelson and Chris Trahant. The media guide design was handled by Emily Eaton of Highwire MC. The cover was designed by Chad Vincent. Photography was provided by Michael C. Hebert. Statistical research assistance was provided by Santo Labombarda of Elias Sports Bureau. Printing was done by Mpress. The media guide is meant to serve as an information source for the media and NFL fans. Information contained herein was compiled by current and previous Saints communications staffs.

©Copyright, 2014. New Orleans Saints.

STAFF DIRECTORY

New Orleans Saints
5800 Airline Drive, Metairie, LA 70003

Telephone ..... (504) 733-0255
Ticket Office ..... (504) 731-1700
Website ..... NewOrleansSaints.com
Home Stadium ..... Mercedes-Benz Superdome
Colors ..... Old Gold, Black, and White
Conference ..... National Football Conference (South Division)

EXECUTIVE

Tom Benson ..... Owner/Chairman of the Board
Rita Benson LeBlanc ..... Owner/Vice Chairman of the Board
Renee Benson ..... Owner
Ryan LeBlanc ..... Owner
Jennie Guarisco ..... Executive Assistant to the Owner/Chairman of the Board
Melissa Manwaring ..... Administrative Asst. to the Owner/Chairman of the Board
Rodney Henry ..... Personal Asst. to the Owner/Chairman of the Board

FOOTBALL OPERATIONS

Mickey Loomis ..... Executive Vice President/General Manager
Khai Harley ..... Director of Football Administration
James Nagaoka ..... Director of Operations
Debbie Gallagher ..... Executive Asst. to EVP/General Manager

Player Personnel

Ryan Pace ..... Director of Player Personnel
Rick Reiprish ..... Director of College Scouting
Terry Fontenot ..... Director of Pro Scouting
Ryan Powell ..... Pro Scout
Michael Parenton ..... Pro Scout
Dwaune Jones ..... Regional Scout
Josh Lucas ..... Regional Scout
Brian Adams ..... Area Scout
Mike Baugh ..... Area Scout
Ryan Hollern ..... Area Scout
Joey Vitt, Jr. ..... Area Scout
Terry Wooden ..... Area Scout
Casey Talley ..... Combine Scout
Paul Zimmer ..... College Scouting Coordinator
Joey Laine ..... Salary Cap Analyst/Player Personnel

Coaching

Sean Payton ..... Head Coach
Joe Vitt ..... Assistant Head Coach/Linebackers
Pete Carmichael ..... Offensive Coordinator
Rob Ryan ..... Defensive Coordinator
Greg McMahon ..... Special Teams Coordinator
Charles Byrd ..... Assistant Strength & Conditioning
Andre Curtis ..... Assistant Secondary
Dan Dalrymple ..... Head Strength & Conditioning
Henry Ellard ..... Wide Receivers
Bret Ingalls ..... Offensive Line
Bill Johnson ..... Defensive Line
Stan Kwan ..... Assistant Special Teams
Terry Malone ..... Tight Ends
Wesley McGriff ..... Secondary
Mike Neu ..... Quarterbacks
Dan Roushar ..... Running Backs
Carter Sheridan ..... Offensive Assistant/Wide Receivers
Frank Smith ..... Offensive Assistant/Offensive Line
Marcus Ungaro ..... Defensive Assistant
Rob Wenning ..... Strength and Conditioning Assistant
Brian Young ..... Defensive Assistant/Linebackers
Jason Mitchell ..... Director of Coaching Administration

Equipment

Dan Simmons ..... Equipment Manager
John Baumgartner ..... Assistant Equipment Manager
Corey Gaudet ..... Equipment Assistant

Communications

Greg Bensel ..... Senior Vice President of Communications
Doug Miller ..... Executive Director of Football Communications
Doug Tatum ..... Executive Director of Digital Media
Justin Macione ..... Football Communications Manager
Lindsey Mitchell ..... Corporate Communications Manager
Alex Restrepo ..... Digital Media/Social Media Manager
Courtney Foret ..... Communications Coordinator
Samantha McLain ..... Communications Coordinator
Matt Mendelson ..... Communications Coordinator
John DeShazier ..... Senior Writer/Digital Media Contributor

STAFF DIRECTORY

Player Development

Fred McAfee ..... Director of Player Development
Danny Lawless ..... Director of Security

Athletic Training

Scottie Patton ..... Head Athletic Trainer
Duane Brooks ..... Assistant Athletic Trainer
Kevin Mangum ..... Assistant Athletic Trainer
Beau Lowery ..... Assistant Athletic Trainer/ Physical Therapist

Video

Dave Desposito ..... Video Director
Joe Alley ..... Assistant Video Director
Justin Matthews ..... Video Assistant
Tim Youngblood ..... Video Assistant

ADMINISTRATION

Dennis Lauscha ..... President
Jeanne Brown ..... Executive Assistant to the President

Marketing & Business Development

Ben Hales ..... Senior Vice President of Marketing & Business Development
Ian Tigchelaar ..... Senior Director of Business/ Marketing Operations
Stephen Pate ..... Director of Champions Square/ Saints Initiatives
Jared Sampson ..... Director of Gameday Entertainment and Special Events
Jason Trosclair ..... Director of Youth Programs
Elicia Broussard-Sheridan ..... Director of Community Affairs
Chad Vincent ..... Graphic Designer
Alyssa Walter ..... Operations Manger
Jamie Moore ..... Youth Programs Manager
Katie Krajcer ..... Operations Coordinator
Adriel Rocha ..... Community Affairs Associate

Corporate Partnerships

Jean-Paul Dardenne ..... Senior Vice President of Corporate Partnerships
R.J. Mata ..... Director of Corporate Partnerships
Keira Durrette ..... Director of Partnership Activation
Chase Jones ..... Director of Strategic Partnerships
Chris Cordaro ..... Corporate Sales Account Executive
Derek Henderson ..... Corporate Sales Account Executive
Jenna Romig ..... Corporate Partnerships Activation Specialist
Megan Sullivan ..... Corporate Partnerships Activation Specialist

Ticket & Suite Sales

Michael Stanfield ..... Senior Vice President of Sales
Cindy Hart ..... Executive Director of Suite Sales & Services
Justin Varnum ..... Director of Ticket Operations
Derrick James ..... Box Office Manager
Ashley Thiedke ..... Manager of Premium Services
Joe Chavis ..... Customer Service Representative
Angel Mata ..... Customer Service Representative
Michael Lewis ..... Ambassador
Deuce McAllister ..... Ambassador
Charlene Brown ..... Receptionist
Amanda Gullette ..... Receptionist

Finance & Accounting

Ed Lang ..... Senior Vice President/CFO
Charleen Sharpe ..... Comptroller
Jay Romig ..... Administrative Director
Patrice Gunter ..... Corporate Controller
Nicole MacRae ..... Staff Accountant
John Berfect ..... Mail Clerk

Legal

Vicky Neumeyer ..... Senior Vice President/General Counsel
Matthew Sharpe ..... Workers' Compensation & Compliance Coordinator

Human Resources

Pat McKinney ..... Executive Director of Human Resources
Mary Vinet ..... Human Resources Generalist
Brittany Hoard ..... Human Resources Coordinator

Information Technology

Jeff Huffman ..... Director of Information Technologies
Jody Barbier ..... Senior Network and Support Manager
Kevin Brewer ..... Computer Systems Administrator
Chris Chapital ..... Desktop Support Specialist
Brad Millet ..... Desktop Support Specialist

Facilities

Terry Ashburn ..... Facilities Director
Wade Vicknair ..... Assistant Facilities Manager
Corey Rogers ..... Grounds Superintendent
Ethan Philbert ..... Facilities Assistant
Jesse Parker ..... Facilities Assistant

CONSULTANTS

Photographer

Michael C. Hebert ..... Director of Photography

Medical Staff

Dr. John Amoss ..... Team Physician
Dr. Deryk Jones ..... Team Orthopedist
Dr. Misty Suri ..... Team Orthopedist

OWNERSHIP



Tom BENSON

OWNER/CHAIRMAN OF THE BOARD

Tom Benson's pronouncement upon taking on ownership of the New Orleans Saints that he would one day bring a championship to his hometown came to fruition on February 7, 2010 when his Saints defeated the Indianapolis Colts, 31-17, in Super Bowl XLIV.

The Saints' successful march to the National Football League's Championship level has been the crown jewel of many highlights that the franchise has experienced both on and off the field since 2006. This period, featuring the Super Bowl title, two NFC Championship appearances, three division championships and five playoff berths, combined with a commitment to rebuild and enhance the Gulf South region, has embodied the testament and realization of the principles that Mr. Benson has instilled in the Saints' organization throughout his 29 years of team ownership.

The essential qualities and directives of Mr. Benson's tenure as owner of the Saints have been unadorned—direct all of his efforts and resources towards bringing the fans what have been consistently new levels of success on the football field, all the while supporting his hometown and the entire region by investing in the community. Mr. Benson has understood since purchasing the club in 1985 that the Saints are part of the fabric of the Gulf South: a cornerstone of the region economically and he has made them a leader in charitable causes.

Mr. Benson's tenure of ownership has been a period defined by historic advancements in successes, whether it be measured by victories, playoff appearances, Mercedes-Benz Superdome attendance figures, national television coverage, positive economic impacts both locally and regionally, as well as serving as one of the most philanthropic and charitable citizens in the city's rich and colorful history. He is also the owner of the National Basketball Association's New Orleans Pelicans.

During his ownership and leadership of the Saints, Mr. Benson has helped drive the evolution of the team's legion of fans support that reached new heights with the Mercedes-Benz Superdome being sold-out on a season ticket basis for every campaign since 2006, with a waiting list of over 73,000 people. By the end of the 2014 regular season, the consecutive sellout streak will extend to 91 games. These supporters turned out in record numbers to welcome the Saints home from their Super Bowl victory for a downtown New Orleans parade that exceeded 800,000 spectators.

While his work within the organization and the Saints' turnaround is well documented, his efforts have also paid dividends for the city and the surrounding area. During his ownership tenure, the city has hosted five Super Bowls, including Super Bowl XLVII, which was played on February 3, 2013, following a vote by NFL owners after Mr. Benson directed a successful campaign during the annual league meetings in May, 2009. He's been the driving force behind each campaign to secure the contest. Each Super Bowl has been an economic windfall, the most recent totaling $480 million, not to mention the exposure and charitable contributions the NFL makes during Super Bowl week that extends for generations.

Mr. Benson has made the objectives of success, support and investment in the region not only his personal direction daily, but the core values of the entire organization. Not surprisingly, success has followed, both on the field and off. When he purchased the team, the Saints entered the most compelling and memorable period in franchise history. Prior to his arrival, the club's fans had never enjoyed a winning record, celebrated a division title or experienced the thrill of playoff victories.

Mr. Benson's impact was immediate. Two years after assuming the reins of the organization, the Saints hosted their first playoff contest. After multiple winning seasons, playoff berths and division titles since, the franchise has reached new heights, topped by the Super Bowl title.

His dedication to the Gulf South region has been among Mr. Benson's most rewarding endeavors. Since 2005, the New Orleans native has positioned the Saints as a leader in the recovery of the region in the wake of Hurricane Katrina, the worst natural disaster in our nation's history. The club was among the first major businesses to return to New Orleans, and in 2006 had a thrilling season that became an inspiration for a region on the mend. In 2010, through his leadership, the club established the Saints Gulf Coast Renewal Fund, which raised over $1.5 million through the raffle of a Super Bowl ring and the 2012 raffle of Saints and Pelicans gameday experiences. Over $1 million has been distributed to charities, such as the local chapters of the Second Harvest Food Bank and Catholic Charities to help provide support of those affected by the 2010 oil spill in the Gulf of Mexico and Hurricane Isaac. The efforts of the organization have continued to lift the community, with the team serving as an economic engine and a pacesetter in philanthropic contributions.

Under Mr. Benson's guidance, he and the Saints have been a focal point for healing and restoration—annually putting millions in charitable contributions, goods and services back into the entire Gulf South. He pledged the club's commitment to the region was firm and lasting, with his focus on building a stronger and more unified city. It's a direction that continues to evolve and expand.

Some of Mr. Benson's most ambitious projects to date have occurred in New Orleans' Central Business District, directly adjoining the Mercedes-Benz Superdome, starting with his 2009 purchase of the formerly vacant and blighted Dominion Tower. As part of the agreement, Benson and his family also pur-

chased the unoccupied New Orleans Centre. The two important commercial spaces, which were vacant since Katrina struck the Gulf Coast in 2005, have returned the CBD into a more vibrant and viable sector of New Orleans and revitalized an area that was largely ignored for four years. The newly renovated Benson Tower has served as a boon to this important business corridor, while "Champions Square", which made its debut in 2010 adjacent to the former mall, is continually being developed and enhanced with the ultimate objective of producing a world-class sports and entertainment destination.

Mr. Benson's economic investment plan, which included 2009 agreements on both a private and public level, has revitalized the Mercedes-Benz Superdome area, and the agreement with the state included a dramatic modernization of the stadium which was completed in 2011. Following the debut of the renovations, the Saints, under Mr. Benson's leadership, and Mercedes-Benz USA reached a 10-year agreement to rename the facility the "Mercedes-Benz Superdome." The stadium upgrades and rebranding with his help include a legion of new enhancements that have significantly improved the fan experience for all events at the Mercedes-Benz Superdome and kept the building competitive with new facilities across the country.

Since its opening in 1996, Mr. Benson has strived to keep the club's practice facility in Metairie among the NFL's elite. In 2003, an indoor practice facility and cafeteria were constructed, along with significant upgrades to the team's locker room, training room and weight room. Significant expansions and a remodeling in 2012 and 2013, assured that the facilities would remain at the top level of professional sports teams, while housing the full capabilities of two major league sports clubs.

Mr. Benson's vision of what an NFL club should be off the field—proactive, with a positive impact on the prosperity of the community and the charities that support the less fortunate—has been the determining factor of the Saints' approach.

The Saints' owner has not only reached out by supporting charities, but also by recognizing that the future of the area's economy depends on keeping major businesses and employers in the Gulf South locally-owned. His philosophy is to rebuild the economy by developing the infrastructure of the region from the inside, and Mr. Benson has made two other large investments in the city's future, encouraging a number of other businesses to follow his example.

In 2008, he purchased WVUE, making FOX-8 the only network-affiliated television station in the New Orleans market that is wholly locally owned. After researching the trends of the media industry, Mr. Benson discovered television stations have increasingly become parts of national media conglomerates, and his focus remains on keeping Louisiana businesses, such as WVUE, owned by those with ties to the state.

In June, 2012, Mr. Benson continued his commitment to the Gulf South by purchasing the NBA Hornets franchise, which was successfully rebranded as the

BENSON COMMUNITY SERVICE

Tom Benson's greatest impact over the last 29 years has been in the community, and the club's charitable involvement has been among his most rewarding endeavors personally since 1985. He realized immediately the Saints could be more than just a football team to the region, and that the club's players, coaches and staff were pacesetters when it came to volunteerism, involvement, donations and charitable outreach. As a corporate citizen, the Saints annually put millions of dollars back into the community in financial support, in-kind donations, charitable appearances and the donation of goods and services—not to mention the club's critical role in economic impact and development.

Benson and the Saints have been honored repeatedly during his years as Owner for the support and care of charitable and civic causes, including the Volunteers of America selecting him as the winner of the annual Good Samaritan Award in Philanthropy in 2008. In 2010, Benson was awarded Loyola University of New Orleans' highest honor as the recipient of the Integritas Vitae Award, given to an individual who exemplifies a commitment to community service.

Mr. Benson and his family have helped raise over $2.5 million for community causes through the Saints Hurricane Katrina and Gulf Coast Renewal funds. Annually, the club has also partnered with local youth-oriented charities such as the Boys & Girls Clubs, Special Olympics, Boy and Girl Scouts of America and the United Way to reach as many children as possible. And over 45 foundations and agencies receive monetary donations from the Saints each year—organizations as diverse as Make-A-Wish Foundation, the American Heart Association, the United Negro College Fund, Habitat For Humanity, the New Orleans Police and Justice Foundation, the Second Harvest Food Bank, Catholic Charities and Team Gleason.

In addition to consistently supporting charities, Mr. Benson has also been a leading advocate for New Orleans and the Gulf South. He lends his support in attracting new events to the city, and the club has worked in conjunction with the Greater New Orleans Sports Foundation and other local entities to bid and receive the 2012 NCAA Men's Final Four Basketball Championship and the 2013 Women's Final Four. Upon the announcement of his purchase of the New Orleans Pelicans franchise, the city was awarded the 2014 NBA All-Star Game.

New Orleans' leading advocate of the successful bid to host Super Bowl XLVII, which was played in the Mercedes-Benz Superdome on February 3, 2013, Benson remains committed to work on behalf of the city to land future Super Bowls, because of the financial impact and positive global exposure they are able to shed on the city and the state.

OWNERSHIP

Pelicans. His objectives in ownership of the basketball team are the same as his stewardship of the Saints: to produce a team on-the-court that will compete for championships every year, while making a significant positive impact off-the-court in the community.

Since 2006—when New Orleans captured the nation's imagination by winning the NFC South and advancing further into the postseason than ever before—the Saints have been symbolic of the region's resolve and grit, though Benson, as usual, chooses to work quietly in the background.

His tenure as owner has been defined by honesty, dedication, loyalty and commitment to the city, region, Saints and the NFL. When Mr. Benson initially became interested in purchasing the club in 1985, he was motivated by the threat of out-of-town investors planning to move the club from New Orleans. He was certainly a fan of the game and the Saints, but the sport had yet to become one of his passions.

As one of the area's top businessmen, Mr. Benson recognized the importance of the team to the region and immediately spearheaded the effort to keep the Saints. But unlike others at the time, it wasn't just an emotional plea. He pooled all of his resources, purchased the club in 1985 and preserved the Saints for the team's legion of fans across the area. And the once-rampant speculation that the club was moving immediately ceased.

While Mr. Benson's initial motivation for purchasing the team was to ensure it did not leave New Orleans, all of the Saints' best seasons have come since his arrival, and his goal remains for the club to rank among the most admired franchises in all of sports, a feat that took a monumental step forward with the Saints' first-ever NFC and NFL championships in 2009 and their continued success. Following the 2009 season, *ESPN The Magazine* ranked the Saints first among professional sports organizations, based on several criteria.

Benson's significant contributions in the sports, business and charitable arenas have been recognized by several honors. Since becoming involved with the Saints, his accomplishments have been recognized through his induction into the Louisiana Sports Hall of Fame (2014), the Junior Achievement Business Hall of Fame (New Orleans Chapter-2013), the Saints Hall of Fame (2012), the San Antonio Business Hall of Fame (2011) and the Texas Business Hall of Fame (2007). In August of 2010, he served as the presenter for Rickey Jackson's induction into the Pro Football Hall of Fame.

So perhaps the Saints' successes in the years since were to be expected. Football was a new business for Mr. Benson when he arrived on the scene, but he was a quick learner and followed his lifelong professional philosophy of finding the right people and giving them the freedom to handle their responsibilities.

Mr. Benson also immediately emerged as one of the most trusted and valued figures in the league. He has played a key role in many capacities, including serving

three stints as Chairman of the Finance Committee, one of the league's most difficult, time-consuming and influential positions, his most recent term ending in 2013. The assignment is evidence of the respect and esteem in which successive NFL commissioners and his fellow NFL owners hold him.

Community involvement has been the hallmark of the Benson era since he became the owner of the team, and because of those efforts the World Sports Humanitarian Hall of Fame has twice recognized the club as one of the five most charitable professional organizations. Benson was selected by the Volunteers of America as the winner of its annual Good Samaritan Award in Philanthropy in recognition of his work in the wake of Hurricane Katrina. In 2010, he was honored by Loyola University with the school's Integritas Vitae Award, the New Orleans school's highest honor. The award is annually presented to an individual who exemplifies the qualities Loyola seeks to instill in its students. The recipient is chosen for displaying high moral character and selfless service, without expectation of material reward or public recognition, and adhering to the principles of honesty, integrity, justice and the preservation of human dignity. In addition, Mr. Benson was honored by the New Orleans chapter of CRIMESTOPPERS with the James J. Coleman Corporate Partner Award for his continued support of the national non-profit organization that works with law enforcement agencies in their work to identify and apprehend criminals.

For his humanitarian and philanthropic endeavors that have positively affected the lives of so many individuals and groups, Mr. Benson was honored in 2012 by the Catholic Church with an Oblate Doctor of Human Letters (to a person who has achieved the human purpose for which Divine Providence Placed Him on Earth) certificate that honors his "realities of the most noble of human endeavors, weighted by criteria arising from the deepest human values." The certificate also honors "excellence in the area of life where excellence makes the most difference," and further cites his "attributes and accomplishments that come closest to what God would be interested in honoring." In 2012, Mr. Benson and his wife, the former Gayle Marie LaJaunie, a fellow native of New Orleans, received from Pope Benedict XVI the Pro Ecclesia et Pontifice award—for outstanding service to the Church and the Pontiff, the highest Papal award granted to a lay person.

Mr. and Mrs. Benson are also personally involved in several charitable endeavors, including supporting local and regional causes. Mr. and Mrs. Benson have also funded the building of a football stadium located on the University of Incarnate Word Campus, known as Gayle and Tom Benson Field. The school's team took to the field for the first time in 2009 and will continue to grow and build their foundation with Benson's unwavering support. In addition, the Benson family also established an endowment fund at Central Catholic High School in San Antonio that is dedicated to the memory of the late Robert Carter Benson, who graduated from the school in 1966. Tom Benson also donated the Benson Memorial Library at Central Catholic. In 2012, Mr. and Mrs. Benson established the Brother Nicholas, S.C. Building Endowment to support Brother Martin High School (formerly St. Aloysius, from where he graduated). In 1986, his alma mater honored Mr. Benson as their Alumnus of the Year. Educated at Loyola

OWNERSHIP

University New Orleans, Mr. Benson has made a pledge for the construction of a new Jesuit Center in 2010, contributed to the creation of the Jesuit Social Research Institute in 2008 and helped fund the first phase of construction of a chemistry wing in 1999. In recognition of their longstanding support of Catholic education, Mr. and Mrs. Benson received the St. Elizabeth Ann Seton Award from the National Catholic Educational Association in 2010. In March, 2012 they were inducted by Tulane University into the Paul Tulane Society, recognizing their significant generosity to the school. In supporting the school's construction of an on-campus stadium, the Green Wave will start playing on "Benson Field" in September.

A cancer survivor, Mr. Benson has also worked closely with the Ochsner Foundation Hospital in New Orleans with the Establishment of the Tom and Gayle Benson Cancer Center, a $20-million treatment complex.

Supporting the efforts of former Saints safety Steve Gleason and his Team Gleason organization which helps provide people with ALS and other debilitating conditions and environment where they can live vital and productive lives with meaningful freedom and independence, Mr. and Mrs. Benson recently committed $5 million to the Team Gleason House for Innovative Living at the New Orleans St. Margaret's facility.

In 1945, Mr. Benson served in the Navy aboard the U.S.S. South Dakota and has remained particularly close to this branch of the armed forces. He is the only enlisted man to serve on the Board of Trustees of the Pensacola Naval Museum and has been honored with an award from the crew of the submarine U.S.S. Louisiana. In 2007, Mr. Benson was honored by the U.S. Navy Memorial with the Lone Sailor Award, presented to those who exemplify the core values of honor, courage and commitment. In 2009, Benson was presented with U.S. Army's Army Strong Award in recognition for his position in the community while demonstrating leadership and Army Values on a daily basis.

A leading advocate for the National World War II Memorial in Washington D.C., Mr. Benson was also a major contributor and past director of The National D-Day Museum in New Orleans, with his pledges helping fund the Pacific Exhibit Grand Opening and the Midway Theater. In 2011, he was among five NFL owners honored with an American Spirit Award by the museum for service in the war.



BENSON MILESTONES

1985

Ownership of club officially transferred to Tom Benson on May 31 and he becomes managing general partner of the Saints.

1986

The Benson influence begins as the owner puts his management team in charge of the franchise, hiring Jim Finks as president/general manager and Jim Mora as head coach.

1987

The Saints post a franchise-best 12-3 record—including victories in the final nine contests—and make the playoffs for the first time.

1988

The Saints finish 10-6, posting a double-digit victory total again and achieving consecutive winning seasons for the first time.

1989

Mr. Benson appointed Chairman of the league's most influential group, the NFL Finance Committee, a position he kept for three separate stints, before most recently stepping down in 2013.

1990

After winning six of their last nine games, the Saints earn their second playoff appearance by finishing second in the NFC West.

1991

New Orleans clinched its first division championship with an 11-5 record and capture the NFC West.

1992

The Saints post a 12-4 record and host a playoff game for the second-straight year. Mr. Benson assumes sole ownership of the club.

1996

Marking a first for the organization, the coaches, players and staff are housed under one roof with the opening of the team's state-of-the-art facility in Metairie.

2000

New Orleans wins the NFC West with a 10-6 record. The Saints win their first playoff game, a 31-28 thriller over St. Louis in the Mercedes-Benz Superdome.

OWNERSHIP
BENSON MILESTONES, cont.

2002
The city hosts its fourth Super Bowl during Mr. Benson's tenure as owner. Mr. Benson promotes Mickey Loomis to general manager of football operations.

2003
Mr. Benson again appointed Chairman of the Finance Committee; Construction of new indoor practice facility and other improvements are finished before training camp, as the club holds camp in Metairie for the first time in franchise history.

2005
After Hurricane Katrina ravaged the Gulf South on the verge of the NFL's opening weekend, Mr. Benson was forced to evacuate the club's entire operation. Under his leadership, the Saints were able to continue the season, including holding four games in Baton Rouge. The club established the Hurricane Katrina Relief Fund, raising over $1 million.

2006
The team returns to Louisiana, with Mr. Benson positioning the club as an emblem of the state's resolve and determination in rebuilding. The Saints—selling out on a season-ticket basis for the first time—win the NFC South title under the guidance of new head coach Sean Payton and the spark of free agent acquisition Drew Brees, finishing at 10-6. The victory total included a memorable, 23-3 win over Atlanta in the reopening of the Mercedes-Benz Superdome. The team advanced to the NFC Championship for the first time in franchise history. Payton and Loomis were consensus choices for the NFL Coach of the Year and NFL Executive of the Year awards respectively.

2008
Mr. Benson purchases WVUE, making FOX-8 the only network-affiliated television station in the New Orleans market that is wholly locally owned. The Saints defeat the San Diego Chargers at London's Wembley Stadium, playing in their first regular season game outside the United States.

2009
In what Mr. Benson considers part of his legacy in Louisiana, the New Orleans native reaches an agreement with the state through 2025 that will create a new Sports Development District downtown, including a completely renovated Mercedes-Benz Superdome. The Benson family purchased and redeveloped two properties—each adjacent to the Superdome—an economic windfall for the region without any new taxes.

New Orleans is selected by the NFL to host Super Bowl XLVII, which was played at the Mercedes Benz Superdome on February 3, 2013, with

Mr. Benson serving as the city's leading advocate in the campaign.

On the field, the Saints enjoy their most successful season in franchise history. New Orleans sets a club record for victories with a 13-3 regular season, capturing the NFC South title. The Saints then hosted the NFC Championship game for the first time and advance to their first Super Bowl with a 31-28 overtime victory over the Minnesota Vikings on January 24, 2010. New Orleans then defeated the Indianapolis Colts, 31-17, on February 7, 2010, in Super Bowl XLIV at Sun Life Stadium in South Florida to give the Saints their first-ever NFL title.

2010

Sparked by a six game winning streak, the Saints finish 11-5 and qualify for the playoffs, making back-to-back postseason appearances for the first time since 1992.

2011

The club's completely renovated stadium makes its debut as the Mercedes-Benz Superdome, following a 10-year naming rights and sponsorship agreement with the automaker. The Saints enjoy an eight-game winning streak to end the regular season and finish 13-3, capturing their second NFC South title in three seasons. The team sets the NFL single-season record for total net yardage.

2012

Continuing his longstanding commitment to the Gulf South region and the City of New Orleans, Mr. Benson agrees to purchase the National Basketball Association's New Orleans Hornets. The Saints practice facility undergoes a multimillion dollar renovation and expansion in order to house both the NFL and NBA clubs under one roof. Brees sets an NFL record that stood since 1960, as he threw a touchdown pass in 54 consecutive games.

2013

The city of New Orleans hosts Super Bowl XLVII on February 3, the 10th time the Crescent City has hosted the league's championship game (tied for first with South Florida) and the fifth time during Mr. Benson's ownership tenure. The Saints finish 11-5 and in the postseason win their first road playoff game in franchise history.



Rita Benson LeBLANC

OWNER/VICE CHAIRMAN OF THE BOARD

As Owner/Vice Chairman of the Board of the New Orleans Saints and New Orleans Pelicans, Rita Benson LeBlanc is the second-highest ranking executive overseeing management alongside Tom Benson.

LeBlanc's concentration is focused on the overall governance, financial and civic impact of the Saints and Pelicans in New Orleans, both regionally and on an international level. Through relationships and collaborations with community partners, LeBlanc has led the organizations as host of multiple Super Bowls and the 2014 NBA All-Star Weekend, where she served as a Host Committee co-chairman.

As a member of Super Bowl XLVII's New Orleans Host Committee, LeBlanc worked closely with the Greater New Orleans Sports Foundation. Super Bowl XLVII produced a $480 million net impact for the region as it welcomed over 100,000 football fans and a record-breaking 5,200 media professionals to the city. Throughout the weekend, LeBlanc and Saints players participated in over 30 community service events, including the NFL's Super Saturday of Service, NFL Play 60 events and green initiatives highlighted by the planting of 7,000 trees around the city.

Since June of 2012, LeBlanc has worked in her current position for the Saints and the Pelicans, having made a significant impact on the franchise since being named Owner/Executive Vice President of the NFL club in 2005. In that time, the Saints partnered with Mercedes-Benz USA for the naming rights to the Mercedes-Benz Superdome, and in 2014 teamed with global nutritional and wellness leader Smoothie King for the naming rights to the Smoothie King Center, the home of the Pelicans.

Upon purchasing the city's NBA franchise, LeBlanc played a key role in the development of the new brand identity, logos and color scheme as the Benson family announced on Jan. 24, 2013 that the team would be re-named the New Orleans Pelicans. The Pelican is more than a nickname for the franchise as it represents the culture and resolve of the Gulf Coast region while also symbolizing Louisiana's most pressing initiative of coastal restoration and wildlife conservation.

After overseeing the Saints' sales and marketing efforts, community affairs, youth programs initiatives, game day entertainment and stadium operations for

seven years, in 2012, LeBlanc's duties expanded to include management responsibilities within Zelia LLC, which includes properties such as Benson Tower, Champions Square and various interests in the family's automotive, real estate and banking sectors and multi-media platforms, including FOX 8 (WVUE). LeBlanc led the renovation of Benson Tower, a 26-story building with over 480,000 square feet of office space, with the vision of utilizing energy-efficient and environmentally-friendly materials. Following completion, the property became the first high-rise building in New Orleans to be awarded LEED (Leadership in Energy and Environmental Design) Silver status.

In 2009, the Benson family displayed their unwavering commitment to the future success of the Saints franchise and region through a partnership with the State of Louisiana that continued the club's commitment to the state through 2025. As a result of the agreement, the Mercedes-Benz Superdome underwent extensive renovations and upgrades to make it a world-class facility for Saints fans and visitors. Following the debut of the renovations in 2011, the club reached a ten-year agreement with Mercedes-Benz USA to rename the facility the Mercedes-Benz Superdome. The team's renovated stadium, combined with its recently renovated and expanded team headquarters in Metairie, are both among the finest facilities in professional sports.

LeBlanc has been a driving force behind the Saints' success, both on and off the field. In 2006, the team achieved its first full season ticket sellout prior to the start of the season. Since then, all 81 games played at the Mercedes-Benz Superdome have been filled on a season ticket basis. This success, fueled by innovative restructuring of ticket prices and categories, has resulted in a season ticket waiting list of over 73,000 fans. In addition, every luxury suite has been leased since 2008 while Saints merchandise has consistently been one of the top selling lines in the NFL. On the field, the Saints have compiled an 86-52 overall record since 2006, appeared in the playoffs five times and won Super Bowl XLIV.

Her leadership role with the franchise and in the local community has been evident, as LeBlanc has played a critical role in helping build the Saints into a championship franchise and one that was voted by *ESPN The Magazine* in 2010 as "the best organization in professional sports."

LeBlanc oversees more than $7 million in annual charitable contributions, goods and services donated by the Saints to serve New Orleans and the entire region. Serving the needs of a community devastated by Hurricane Katrina has been a priority. In the immediate days following the storm, LeBlanc helped establish the Saints

OWNERSHIP

Hurricane Katrina Relief Fund, which raised over $1 million to assist the citizens of the Gulf South. Over 5,000 charities, schools, churches, foundations and festivals receive in-kind donations from the club annually.

Fostering the rejuvenated spirit of the city of New Orleans and the Gulf Coast region, LeBlanc implements collaboration not only on the Saints' and Pelicans' behalf but also on a multitude of civic, cultural and philanthropic levels through her passion for the city she calls home. She was a key figure behind an initiative in 2010, in which the club raffled off a Super Bowl XLIV ring to raise over $1.5 million, which was distributed to those most affected by the Gulf of Mexico oil spill. Following Hurricane Isaac in September of 2012, LeBlanc led both organizations in fundraising $25,000 each to local chapters of the Second Harvest Food Bank and Catholic Charities.

Another longstanding part of the club's community initiatives has been with one of the NFL's most comprehensive commitments to youth football. LeBlanc's close working relationship with the league office has proved to be beneficial in securing league grants and programs that benefit Gulf South youth and charitable initiatives. Since 2006, the Saints have distributed over $2 million to high school and youth football organizations.

In 2014 she unveiled Bold Sphere Music at Champions Square, which has contributed to the dynamic landscape of live entertainment in New Orleans by bringing a variety of national touring acts to the state-of-the-art, re-designed Champions Square, which is a first-of-its kind boutique amphitheater taking advantage of its direct proximity to downtown accommodations and is located on the same campus as both the Saints and Pelicans.

A graduate of Texas A&M University with a B.S. in agribusiness, LeBlanc also received a certificate in International Business from the Lowry Mays School of Business. She attended Stanford University's Executive Education Graduate School of Business in 2004 as part of the NFL's Managers Program.

Rita Benson LeBlanc is the granddaughter of Tom Benson. For print purposes she uses both of her parents' last names. She has never been married and has no dependents.

Awards

- Three-time *Street and Smith's Sports Business Journal*'s "40 Under 40" selection (2007, 2008 and 2011) and "40 Under 40" Hall of Fame member.
- Paul Singer Award winner presented by the Congressional Coalition of Adoption (2013)
- New Orleans Young Leadership Council Class of Role Models (2011)
- *New Orleans CityBusiness* Woman of the Year (2010)
- W.I.S.E. (Women in Sports and Events) "Women of the Year" recipient (2008)
- "Changing Louisiana Award" for volunteerism and social entrepreneurship on behalf of the State of Louisiana (2008)
- Professional Football Strength and Conditioning Coaches Society Star Performance Award (2008)
- Pop Warner Female Achievement Award (2008)

Civic Engagement

- 2014 NBA All-Star Weekend Host Committee Co-Chairman
- Super Bowl XLVII Host Committee Executive Board member
- Louisiana Media Company Board of Directors
- Board member of the Business Council of New Orleans and the River Region
- Board member of Greater New Orleans Inc.
- Board member of the New Orleans Business Alliance
- Previously served on New Orleans Mayor Mitch Landrieu's Economic Development Task Force
- Board of Director for the Louisiana Film and Entertainment Organization
- Member of Young Presidents' Organization
- Loyola University of New Orleans Board of Trustees
- Ogden Museum of Southern Art Board of Trustees
- Shirley Landry Benson PACE Center Board of Trustees
- Oblate Missionary Partnership Board of Trustees

Renee BENSON
OWNER

Renee Benson is a member of the ownership group and the Board of Directors of the Saints. In addition to her oversight and management duties with the Saints, Benson plays a prominent role in two enterprises owned by the Benson family headquartered in San Antonio, Texas. She serves as President of Bensco of Texas LLC and Vice Chairman of Bensco Inc. which owns automobile dealerships, and as a member of the Board of Directors of the Lone Star Capital Bank, NA, which specializes in providing banking services for entrepreneurs, executives, small businesses and real estate investors.

Benson is also the Owner/President of two of her own companies, Renson Enterprises, LLC, an advisory management company, and Uptown Blanco Arts & Entertainment, LLC, located in downtown Blanco, Texas, which includes artistic, dining, retail, and real estate interests in the vibrant Hill Country community.

Benson, the daughter of Saints Owner/Chairman of the Board Tom Benson, is also active in numerous philanthropic and professional organizations, including the Hill Country Council for the Arts, the National Automotive Dealers Association, the American Angus Association, the Blanco Performing Arts, and as a partner with Oblate Missionary Partnership.

Ryan LeBLANC
OWNER

Ryan LeBlanc is a member of the ownership group and the Board of Directors of the Saints. Raised in and around the organization, LeBlanc worked with several departments with the club in both the football and business side prior to his current responsibilities. In addition to his duties with the Board of Directors, LeBlanc also serves as chief operations officer of Bensco, Inc., overseeing the operations of the company's automobile dealerships in both Louisiana and Texas. He is a member of the National Automotive Dealers Association.

LeBlanc, the grandson of Saints Owner/Chairman of the Board Tom Benson, also serves as a Board of Director of Lone Star Capital Bank, which specializes in providing banking services for entrepreneurs, executives, small businesses and real estate investors.

BOARD OF DIRECTORS – OWNERSHIP

TOM BENSON

Mr. Benson is the Chairman of the Saints Board of Directors that includes:

RITA BENSON LEBLANC

LeBlanc is the Owner/Vice Chairman of the Saints Board of Directors, where in addition to her duties with the team, she also holds management responsibilities for Zelia LLC, which includes properties such as Benson Tower and Champions Square, as well as representing the Benson family's various interests in automotive, real estate, banking and multi-media platforms including FOX 8 (WVUE). She also represents the club at NFL Ownership Meetings and has made the rebuilding of the Gulf South following several natural disasters a priority of the organization.

RENEE BENSON

In addition to being a member of the Saints ownership group and Board of Directors, Renee Benson serves as president of Bensco of Texas LLC and as Vice Chairman of Bensco Inc. which owns automobile dealerships. She is also Owner/President of Renson Enterprises, LLC, an advisory management company and Uptown Blanco Arts & Entertainment, LLC, which includes artistic, dining, retail and real estate interests in Blanco, Texas. A member of the Board of Directors of the Lone Star Capital Bank, NA, Benson is also active in numerous philanthropic and professional organizations.

RYAN LEBLANC

Ryan LeBlanc is a member of the ownership group and the Board of Directors of the New Orleans Saints. In addition to his duties with the Board of Directors, LeBlanc also serves as chief operations officer of Bensco, Inc, overseeing the operations of the company's automobile dealerships in both the New Orleans and San Antonio, Texas areas. He is a member of the National Automotive Dealers Association. LeBlanc also serves as a Board of Director of Lone Star Capital Bank, which specializes in providing banking services for entrepreneurs, executives, small businesses and real estate investors.

BOARD OF DIRECTORS

DENNIS LAUSCHA

Lauscha was named team President in 2012 and oversees the club's financial operations and government affairs as well as its marketing, ticket and suite sales, legal, stadium, community affairs, human resources, information technology and facilities departments. He's also one of the club's representatives at NFL Ownership meetings. Entering his 17th year with the club, Lauscha has held several positions with the team during his tenure, most recently as Executive Vice President/CFO. Lauscha had a key role in negotiations for the 2009 agreement with the state that included a 15-year extension of the club's lease with the Mercedes-Benz Superdome and the Benson family purchasing and restoring two properties adjacent to the stadium. He also serves as team President of the National Basketball Association's New Orleans Pelicans, for which he served as the lead negotiator for Mr. Benson's purchase in 2012.

MICKEY LOOMIS

Loomis has been with the Saints since 2000 and was promoted to General Manager in 2002. He took on the additional title of Executive Vice President later that year and is responsible for the club's entire football operations. Loomis was a near-unanimous selection as the 2006 NFL Executive of the Year. He also oversees the basketball operations of the National Basketball Association's New Orleans Pelicans.



TOM RODDY

Born in Houma, La., Roddy has a long association with Mr. Benson in both the banking and automotive businesses. He has overseen the day-to-day operations of Benson Management Company as well as Benson Financial Corp. Roddy has also been a member of the Owner's search teams for key hires by the club in the past. Currently, he is the CEO of Renson Enterprises, LLC.

STANLEY ROSENBERG

One of Tom Benson's most trusted advisers, Rosenberg has been an associate of the Owner's for over 40 years. In addition to his role as Mr. Benson's attorney, Rosenberg has assisted in representing the club in negotiations with the state and has offered experienced counsel in the selection of the Saints' key hires since 1985. Rosenberg played a key role in the Saints' 2009 long-term partnership with the state that includes Mr. Benson and his family purchasing the former New Orleans Centre, which has been converted into Champions Square, the renamed Benson Tower office building and a dramatic modernization of the Mercedes-Benz Superdome.



Dennis LAUSCHA

PRESIDENT

Dennis Lauscha, who was named President of the New Orleans Saints in 2012, oversees the club's financial operations and government affairs as well as its marketing, ticket and suite sales, legal, stadium, community affairs, human resources, information technology and facilities departments. He's also one of the club's representatives at NFL Owner's Meetings. Lauscha has also served as president of the National Basketball Association's New Orleans Pelicans since 2012.

Entering his 17th season with the Saints, Lauscha has held several positions and responsibilities with the team, most recently as Executive Vice President/Chief Financial Officer from 2009-12. In addition to his duties with the Saints and Pelicans, the New Orleans native maintains multiple roles within other holdings of Benson, maintaining a role in the management of New Orleans FOX affiliate WVUE-TV, and Zelia, LLC.

Lauscha was promoted to executive vice president in May, 2009, after serving as senior vice president from 2006-09, and first being named a vice president after joining the Saints as Chief Financial Officer in 1998. He's a key member of the team that actively pursues future Super Bowls for the City of New Orleans—and was instrumental in landing Super Bowl XLVII, which was played on February 3, 2013 at the Mercedes-Benz Superdome.

Lauscha was part of the Saints' contingent that negotiated the agreement with Louisiana Governor Bobby Jindal on a partnership that continues the club's commitment to the state through 2025. The deal included the Benson family purchasing and redeveloping the former New Orleans Centre, which has been transformed into Champions Square, and Benson Tower property adjacent to the Mercedes-Benz Superdome. As a result of the agreement, the Mercedes-Benz Superdome underwent extensive renovations and improvements that have transformed the iconic home of the Saints into one of the most advanced stadiums in the country.

The innovative agreement has dramatically modernized the team's playing facility, revitalized the area around the stadium and has generated revenue for the state without any new taxes for citizens. In 2011, Lauscha also played a key role in finalizing a ground-breaking ten-year stadium naming rights and sponsorship agreement with Mercedes-Benz.

In 2008, he was a primary member of the negotiating team during the purchase of WVUE, and has since helped steward the station's growth in the New Orleans market.

Lauscha was instrumental in the 2003 expansion of the Saints training facility

PRESIDENT

and over the past two years, he has overseen an extensive renovation and expansion of the club's main facility and administrative offices for both the Saints and Pelicans, while directing the construction of a practice facility for the basketball team. Both clubs are now housed to full capabilities on the same site, featuring some of the top facilities in professional sports.

Lauscha has been involved with numerous league-wide initiatives, including an NFL working committee for league financial reporting and a working committee for disaster preparedness. He has also completed the NFL Managers Program at Stanford University's Executive Education Graduate School of Business.

Active throughout the community, Lauscha currently serves on the Visiting Committee of the Loyola University School of Business, as a member the NBA's Team Advisory Council of Presidents, the NBA All-Star Game Host Committee, Stuart Hall School Board of Trustees and on the Louisiana Museum Foundation Board. Lauscha has completed terms as board president of the Preservation Resource Center, president of the regional chapter of the Boy Scouts of America and as a member of New Orleans Mayor Mitch Landrieu's Blight Transition New Orleans Task Force and of the Super Bowl XLVII Host Committee.

His dealings with the Saints, Pelicans, state officials and local organizations have provided an opportunity for community involvement. His professional and charitable work was recognized by *New Orleans CityBusiness* when Lauscha was selected as one of the 40 Most Influential Members of the Community. The honor is bestowed on those who are laying the groundwork for a better city. In 2010, he was named the Alumnus of the Year by Loyola University of New Orleans' College of Business and also was named to the 2010 Class of Role Models by the Young Leadership Council, recognizing his commitment and contributions to the enhancement of the community. In April, he was honored by the Allstate Sugar Bowl Chapter of the National Football Foundation/College Football Hall of Fame with its 2014 Distinguished American Award.

After graduating from Jesuit High School, Lauscha graduated from the University of Alabama with a bachelor's degree in business. He has also received a master's of business administration from Loyola University in New Orleans and is a licensed Certified Public Accountant. Prior to joining the Saints, Lauscha worked as the club's auditor for four years while working for a national accounting firm.

EXECUTIVE STAFF

JENNIE GUARISCO
Executive Asst. to the Owner/Chairman of the Board

MELISSA MANWARING
Administrative Asst. to the Owner/Chairman of the Board

RODNEY HENRY
Personal Asst. to the Owner/Chairman of the Board

FOOTBALL



Mickey LOOMIS

EXECUTIVE VICE PRESIDENT/ GENERAL MANAGER

Responsible for the club's entire football operations, Executive Vice President/General Manager Mickey Loomis enters his 13th season in his current position and 15th with the Saints. He is a veteran of 30 years in the NFL and during his time in New Orleans has been honored with the most prestigious awards presented to a league executive. Yet the most satisfying achievement of Loomis' career has come in helping mold a roster that has produced many of the franchise's finest moments over the last eight seasons, including the Super Bowl XLIV championship.

Loomis was promoted to General Manager in 2002 and earned the additional title of Executive Vice President later that year. The departments under his direction include coaching, player personnel and scouting, salary cap management, contract negotiations, athletic training, equipment, video and communications. Loomis also oversees the basketball operations of the New Orleans Pelicans.

In 2006—after being the key figure in the hiring of Sean Payton, the signing of Drew Brees and essentially rebuilding a team that would advance to the NFC Championship—Loomis was voted the NFL Executive of the Year by *Pro Football Weekly*/Pro Football Writers of America. He was also honored by the *Sporting News* as the George Young Executive of the Year, an award voted on annually by NFL front-office executives and owners.

Loomis has continued to build on the success of 2006, highlighted by five postseason appearances, three division titles and the Super Bowl victory. Over the past eight years, he has brought aboard a collection of players who have played a key role in New Orleans posting a 86-52 overall record through a combination of the draft, free agency and trades. He's also presided over the club's ability to retain their core players, re-signing several significant contributors to long-term contracts.

While his responsibilities have grown during his tenure with the Saints, Loomis has been a key figure in the highest management circle of the organization since arriving in 2000. Loomis joined the club as Director of Football Administration, a post he held until 2002, handling contract negotiations, managing the salary cap and coordinating different areas of the football operations.

In 2005, Loomis helped steer the club through unprecedented challenges for an NFL team. He calmly guided the staff and players through a sudden evacuation

from New Orleans in the wake of Hurricane Katrina, in addition to several moves of the club's base of operations.

Since 2003, Loomis has overseen two extensive renovations of Saints headquarters that have added an indoor practice facility, new weight room and cafeteria and completely renovated coaches and player personnel offices, meeting rooms and locker rooms, giving the club one of the NFL's top training complexes.

Prior to arriving in New Orleans, Loomis spent 15 years with the Seattle Seahawks, including as Executive Vice President from 1992-98. He joined the Seahawks in October, 1983, was promoted to Vice President/Finance in 1990 and to Executive Vice President in 1992.

A native of Eugene, Ore., Loomis has a degree in accounting from the University of Oregon and a master's degree in sports administration from Wichita State University.

HEADCOACH



Sean PAYTON
HEAD COACH

Since he was hired as head coach of the New Orleans Saints in 2006, Sean Payton has established himself as one of the most successful coaches in the NFL. Payton has led the Saints to five playoff berths, three NFC South division titles and the franchise's first World Championship with a 31-17 win over the Indianapolis Colts in Super Bowl XLIV.

Payton has a 79-43 overall record (.648), including a 6-4 postseason mark (.600) after the franchise had won only one playoff game prior to his arrival. Throughout his tenure, Payton holds the franchise's top winning percentage (.648) for a head coach and ranks fourth among current NFL head coaches (min. 50 games). The 2009-11 seasons under Payton marked the most successful stretch in team history, as New Orleans posted a 41-14 mark (.759) including the postseason, the most victories in the NFL.

Payton is one of just seven active coaches to lead a team to a Super Bowl victory. The others are New England's Bill Belichick, Seattle's Pete Carroll, the New York Giants' Tom Coughlin, Baltimore's John Harbaugh, Green Bay's Mike McCarthy and Pittsburgh's Mike Tomlin.

Payton has presided over the NFL's most prolific offense, leading the league in net yards per game in 2006, 2008, 2009 and 2011 and finishing first in scoring in 2008 and 2009. These are the only four times the Saints have led the NFL in offense. In franchise history, the Saints have scored at least 45 points on 16 separate occasions with 12 of these outputs occurring under Payton's watch. Defensively, New Orleans has finished in the top five twice (2010 and 2013). He has also sent a total of 31 selections to the Pro Bowl and earned the honor of coaching the NFC squad following the 2006 season.

In 2013, Payton helped guide the Saints back to the postseason with an 11-5

PAYTON'S HEAD COACHING CAREER

Year	Team	W	L	T	PCT.	Playoffs
2006	NO	10	6	0	.625	1-1
2007	NO	7	9	0	.438	
2008	NO	8	8	0	.500	
2009	NO	13	3	0	.813	3-0
2010	NO	11	5	0	.688	0-1
2011	NO	13	3	0	.813	1-1
2013	NO	11	5	0	.688	1-1
TOTALS		**73**	**39**	**0**	**.651**	**6-4**

mark and by finishing 8-0 in the Mercedes-Benz Superdome for the second time in three seasons. Ranking fourth in the NFL both on offense (399.4 ypg.) and defense (305.7 ypg.), New Orleans was one of the league's most balanced clubs as they were the only team to rank in the top five in both categories. The defensive improvement of 134.4 net yards per game from 2012 was the biggest by a club since the 1970 AFL-NFL merger. In opponent points per game, after surrendering 28.4 in 2012, the Saints gave up only 19.0 in 2013 as they improved in the league rankings from 31st to fourth. After reaching the playoffs for the fourth time in five seasons, Payton led the Saints to the franchise's first road postseason victory with the club's 26-24 win at Philadelphia in the Wild Card round. Five Saints (QB Drew Brees, G Jahri Evans, TE Jimmy Graham, G Ben Grubbs and DE Cameron Jordan) were selected to the Pro Bowl.

In 2011, the Saints went to the playoffs for the third consecutive season and captured their third NFC South title with a 13-3 record, tying a club record for regular season victories originally set in 2009. It was the first time that the club has had at least 11 wins in three straight campaigns. Taking advantage of the Mercedes-Benz Superdome's environment,

PAYTON BY THE NUMBERS

A look at the team records set since the start of the 2006 season:

Most Points: 547—2011
Most Touchdowns: 66—2009
Most Touchdowns Passing: 46—2011
Wins: 13—2009, 2011
Longest Winning Streak: 13—2009
Consecutive Home Wins: 8—2011, 2013
Home Wins: 8—2011, 2013
Most First Downs: 416—2011
Most First Downs Passing: 280—2011
Third Down Conversion Rate: 56.7—2011 NFL RECORD
Third Down Conversions: 118—2011
Most Net Yards: 7,474—2011 NFL RECORD
Highest Avg. Per Offensive Play: 6.7—2011
Highest Rushing Avg.: 4.9—2011
Most Net Passing Yards: 5,347—2011
Most Pass Attempts: 671 - 2012
Most Pass Completions: 472—2011 NFL RECORD
Highest Completion Percentage: 71.3—2011 NFL RECORD
Fewest Sacks Allowed: 13—2008
Fewest Turnovers Committed: 19—2011, 2013
Fewest Fumbles: 6—2011 NFL RECORD
Most Interception Return Yardage: 652—2009
Most Interception Returns For Touchdowns: 5—2009 (tied, 1998)
Most Punt Returns For Touchdowns: 3—2008
Gross Punting Average: 50.1—2012
Net Punting Average: 43.2—2012

PLAY IT FORWARD

Head Coach Sean Payton launched the Play It Forward Foundation in 2008 to raise funds and awareness to help families in need in the areas of health, education and social welfare. Since then, it has also served as a catalyst for various nonprofit organizations to improve the quality of life for local families in need, as well as support disadvantaged and disabled individuals through educational-based initiatives, increased and improved health care support systems and social welfare through research, education and professional services.

In 2008, 2010 and 2013, the foundation held Black & Gold Gala fundraisers at the Mercedes-Benz Superdome. Legendary figures such as John Besh, Jimmy Buffett, Sammy Kershaw and Irma Thomas have lent their support, serving as honorary chairs. Benefactors of these events have included Brad Pitts' Make it Right NOLA, Blaine Kern's First Responder's Fund, the Dr. Phil Foundation, Feed the Children and Baskets of Hope. The multiple approach has advanced the mission of enriching lives and strengthening the New Orleans community and Gulf South.

In 2011, the foundation hosted a fundraiser in Lafayette, partnering with Feed the Children and Protect Our Coastline. Overall more than two million dollars have been raised through these events to deserving local causes. In 2009, the foundation hosted a golf tournament-the Celebrity Kid's Classic-which raised thousands of dollars to benefit children's charities throughout Greater New Orleans.

the Saints posted an undefeated 8-0 record at their home stadium for the first time. With five road victories, the Saints also enjoyed a first in posting winning records at visiting stadiums in three consecutive seasons for the first time. In fact, three of the top six road campaigns in team history (7-1 in 2009, 6-2 in both 2006 and 2010) have come under Payton. His regular season road winning percentage (33-23, .589) is tops in club history.

Payton oversaw a record-setting year on offense for the Saints in 2011, as New Orleans set an NFL single-season mark with 7,474 net yards, while also leading the league in scoring with a club-record 547 points, then the fourth-highest total all-time. Brees set NFL single-season records for completions (468) and completion percentage (71.2%) and what was then a mark for yardage (5,476). The team set NFL records for total net yards (7,474), completions (472), completion percentage (71.3%), third down conversion rate (56.7%) and fewest fumbles (6), while also setting what were then league marks for net passing yards (5,347) and first downs (416). A reconfigured offensive line with three new starters surrendered only 24 sacks, tied for the second-lowest total in the league. Five players represented the team at the Pro Bowl.

In 2010, Payton led the Saints to their second straight postseason appearance and

third in five seasons with an 11-5 record. New Orleans converted an NFL-best 48.8% of their third down attempts and ranked sixth in the NFL in total yards (372.5 ypg.). In addition, the team finished third in passing (277.6 ypg.). The Saints finished fifth in the NFL with 351 first downs, the third-highest total in club history. New Orleans' offensive line gave up only 26 sacks, which was the NFL's fifth-lowest total. Five Saints were Pro Bowl selections.

Defensively, the team took a big step forward, making the jump from the 25th ranked total defense in 2009 to fourth overall (306.3 ypg.) in 2010. It marked the first time since 1997 that they ranked among the league's top five. Most significant was a jump in pass defense, moving from 26th (235.6 ypg.) in 2009 to fourth (193.9 ypg.) in 2010. The club moved up from 20th to seventh (19.2 ppg.) in opponent points per game. The defense also significantly improved their opponent third down conversion ranking from 14th (38.0%) to fifth (34.5%).

In 2009, en route to the Super Bowl XLIV title, Payton guided the Saints to the team's second NFC South title in four seasons with a 13-3 record. Along the way the Saints set a franchise-record for most regular season wins in a season (13). Their 16 overall victories were the most in the history of the franchise. The Saints also posted the franchise's longest winning streak and best start when they won their first 13 contests. Payton once again was named as the top head coach in the NFL by numerous media outlets and recognized football chapters.

The Saints finished as the NFL's top-ranked offense (sixth in rushing and fourth in passing) for the second straight year. An opportunistic defense recorded 26 interceptions with an NFL-leading five returned for touchdowns. New Orleans also ranked second in the league in opponent red zone touchdown percentage (39.3%). The Saints set what were then team records in scoring (510) and touchdowns (64) under Payton's watch and battled through the postseason with victories over Arizona (NFC Divisional Playoff) and Minnesota (NFC Championship) en route to Super Bowl XLIV. A club-record seven players were named to the Pro Bowl.

In 2008, the Saints ranked first overall in the NFL in offense and set what were then team records for total yards (6,571), net passing yards (4,977) and first downs (354), also tying what was then a team record for single-game scoring in a 51-29 win over Green Bay.

In 2007, the Saints endured injuries and a slow start, but put together a four-game winning streak to get back into playoff contention. New Orleans finished fourth in the NFL in total offense while also holding nine opponents to 17 points or less. Payton scrapped the traditional timetable for rebuilding an NFL club in 2006. In his opening season as a head coach, the Saints jumped out to a 3-0 record—a first in team history and equaled the team's win total from the previous year—and clinched the NFC South title before the regular season finale. New Orleans led the NFL in total offense, went to the postseason for the first time since 2000 and advanced to the NFC Championship for the first time. When the 2006 season came to a close, Payton was voted the Coach of the Year by the *Associated Press*, *Pro Football Weekly*/Pro Football Writers of America, *The Sporting News* and the Maxwell Club. He and his staff coached the NFC squad in the Pro Bowl.

PAYTON'S PLACE

PAYTON'S PLACE AMONG SAINTS HEAD COACHES

Payton has the highest winning percentage among the 16 head coaches in Saints history. After eight years with the Saints, he's ranked second in club history in career wins:

Coach	Years	Reg. Season	Playoffs	Overall	Pct.
Sean Payton	**2006-**	**73-39**	**6-4**	**79-43**	**.648**
Jim Mora	1986-96	93-74	0-4	93-78	.544
Jim Haslett	2000-05	45-51	1-1	46-52	.469

PAYTON AMONG NFL'S WINNINGEST ACTIVE COACHES SINCE 2006

Sean Payton's been among the league's elite in victories since becoming an NFL head coach in 2006. His 79 regular season and postseason wins since then is ranked third among NFL coaches, while his winning percentage is ranked fourth. Payton owns a 79-43 record (.648) over that span.

Top Winning Percentage Since 2006 (Min. 50 games)

Head Coach	Team	Winning Pct.
Bill Belichick	New England	.755 (108-35)
Jim Harbaugh	San Francisco	.741 (41-14-1)
John Harbaugh	Baltimore	.657 (71-37)
Sean Payton	**New Orleans**	**.648 (79-43)**
Mike McCarthy	Green Bay	.634 (87-50-1)

SCORING EXPLOSION

Four of the six highest-scoring games in franchise history have occurred on Payton's watch since he arrived.

Single-Game Points Scored in Saints History

Points	Opponents	Date
62	**vs. Indianapolis**	**10/23/11**
51	**vs. Green Bay**	**11/24/08**
51	at St. Louis	11/2/69
51	at Seattle	11/21/76
49	**vs. N.Y. Giants**	**11/28/11**
49	**vs. Dallas**	**11/10/13**

Payton was hired as the 14th head coach in Saints history on Jan. 18, 2006 after serving as a member of the Dallas Cowboys coaching staff from 2003-05 under 2013 Pro Football Hall of Fame inductee Bill Parcells. Prior to his final season with the Cowboys, Payton was promoted to assistant head coach/passing game coordinator and was responsible for the team's play-calling after serving as assistant head coach/quarterbacks from 2003-04. In 2005, the Cowboys tied for second in the NFC with 318 first downs. When he arrived, Dallas had ranked 31st in passing the previous year but immediately improved to 17th.

Payton went to Dallas following four years with the New York Giants (1999-2002), the last three as offensive coordinator after spending his first season as quarterbacks coach. He solidified his reputation as one of the game's brightest offensive minds in his first season as offensive coordinator, when the Giants captured the NFC title and went to Super Bowl XXXV. New York scored 328 points—the club's highest total since 1990—and finished 13th in the NFL in total offense.

SEAN PAYTON VS. NFL COACHES

During Sean Payton's tenure as head coach of the Saints, he has coached against 55 different coaches. Payton has at least one victory against 45 of those coaches. In addition, Payton either leads or is tied in the lifetime series with 42 of these 55 coaches.

REGULAR SEASON
Bruce Arians 1-0
Bill Belichick 1-1
Brian Billick 0-1
Tom Cable 1-0
Jim Caldwell 1-0
Pete Carroll 1-1
Brad Childress 1-1
Tom Coughlin 3-0
Bill Cowher 0-1
Romeo Crennel 1-0
Jack Del Rio 2-0
Tony Dungy 0-1
Herman Edwards 1-0
Jeff Fisher 0-2
John Fox 4-6
Leslie Frazier 1-0
Jason Garrett 2-0
Joe Gibbs 0-1
Jon Gruden 3-3
Jim Harbaugh 1-0
John Harbaugh 0-1
Mike Holmgren 1-0
Dick Jauron 1-0
Gary Kubiak 1-1
Marvin Lewis 1-1
Scott Linehan 0-1
Eric Mangini 0-1
Rod Marinelli 1-0
Doug Marrone 1-0
Mike McCarthy 2-1
Jim Mora, Jr. 2-0
Raheem Morris 3-3
Mike Munchak 1-0
Mike Nolan 3-0
Bill Parcells 1-0
Bobby Petrino 2-0
Joe Philbin 1-0
Wade Phillips 0-1
Andy Reid 2-1
Ron Rivera 3-1
Rex Ryan 1-1
Greg Schiano 2-0
Jim Schwartz 2-0
Mike Shanahan 0-1
Mike Singletary 1-0
Lovie Smith 1-2
Mike Smith 8-2
Steve Spagnuolo 2-1
Tony Sparano 1-0
Mike Tomlin 1-0
Marc Trestman 1-0
Norv Turner 1-0
Ken Whisenhunt 1-1
Jim Zorn 1-1

POSTSEASON
Jim Caldwell 1-0
Pete Carroll 0-2
Brad Childress 1-0
Jim Harbaugh 0-1
Chip Kelly 1-0
Andy Reid 1-0
Jim Schwartz 1-0
Lovie Smith 0-1
Ken Whisenhunt 1-0

Payton was first assigned play-calling duties prior to a game against the New York Jets on Dec. 5, 1999. The Giants responded with 41 points and 490 yards—both season highs—and he retained that assignment over the final five games. Appointed the offensive coordinator the following season, over the next three years the Giants passing attack continually improved, ranking 13th in the NFL in 2000, tied for eighth in 2001 and sixth in 2002.

In 2002, the Giants also finished sixth overall in total offense, the team's highest ranking since 1985. In the previous decade, New York hadn't ranked above 20th. Prior to joining the Giants, he spent 1997 and 1998 as Philadelphia's quarterbacks coach. In 1997, the Eagles ranked second in passing and third in total offense in the NFC.

During his career, Payton has had particular success tutoring quarterbacks. Brees has thrived since arriving in New Orleans, as he holds or has tied a total of 26 club career, single-season and single-game records, eight of them NFL marks. Since signing with the Saints, Brees has completed 3,356 of 4,990 attempts (67.3%) for 38,733 yards with 283 touchdowns and a 99.0 passer rating. In 2013, he enjoyed another standout season as he completed 446-of-650 passes (68.6%) for 5,162 yards with 39 touchdowns and a 104.7 passer rating. He was selected to his seventh Pro Bowl as a Saint, tying the club record for all-star game selections with Pro Football Hall of Fame member William Roaf.

Since his first year as a play-caller in 2000, every passer under Payton's guidance

has thrown for over 3,000 yards. In addition to Brees since 2006, the three starting quarterbacks he worked with in Dallas—Drew Bledsoe in 2005, Vinny Testaverde in 2004 and Quincy Carter in 2003—all surpassed the milestone. While in New York, Giants QB Kerry Collins had 4,073 yards in 2002.

Payton wrapped two coaching stints at San Diego State University (1988-89 and 1992-93) around a stop at Indiana State (1990-91). During his second stretch with the Aztecs, Payton was running backs coach, working with Heisman Trophy runner-up Marshall Faulk before becoming quarterbacks coach.

Following the 1993 season, Payton moved to Miami (Ohio) (1994-95) where he was quarterbacks coach. He spent 1996 as quarterbacks coach at Illinois before entering the NFL with Philadelphia.

Payton earned a bachelor's degree in communications at Eastern Illinois, where as a quarterback he had 10,665 passing yards, then the third-highest total in NCAA Division I-AA history. The three-time *AP* All-American selection had professional stints with Chicago of the Arena Football League, Ottawa of the Canadian Football League and the Chicago Bears in 1987. Payton was inducted into the Eastern Illinois Hall of Fame in September of 2000 and had his jersey retired in a ceremony in September of 2010. He received an honorary doctorate from his alma mater in 2013.

Payton was born Dec. 29, 1963 in San Mateo, Calif., and raised in Naperville, Ill. He has a daughter, Meghan and a son, Connor.

PLAYING CAREER: Eastern Illinois, 1982-86; Chicago Bruisers (Arena Football League), 1987; Ottawa Rough Riders (CFL), 1987; Chicago Bears, 1987.
COACHING CAREER: San Diego State, 1988-89; Indiana State, 1990-91; San Diego State, 1992-93; Miami (Ohio), 1994-95; Illinois, 1996; Philadelphia Eagles, 1997-98; New York Giants, 1999-2002; Dallas Cowboys, 2003-05; New Orleans Saints (head coach), 2006-.



Joe VITT

ASSISTANT HEAD COACH/ LINEBACKERS

Tutoring a unit that since 2006 has annually ranked among the Saints' most productive position groups, assistant head coach/linebackers Joe Vitt enters his ninth season in New Orleans.

Vitt has obtained solid results from veterans, while also helping develop younger players. 2013 was no exception as he guided three Saints linebackers to new heights—Junior Galette, David Hawthorne and Curtis Lofton. In 2013, Galette totaled a personal-best 12 sacks along with one forced fumble and two fumble recoveries. Hawthorne logged a career-high 128 tackles. Lofton recorded his second consecutive 100-tackle season under Vitt's supervision.

Several former Saints also enjoyed very productive stints under Vitt. Jonathan Vilma led the Saints in tackles three times and was selected to the Pro Bowl twice, Scott Shanle posted 673 stops over seven seasons and Scott Fujita provided four solid seasons from the strongside position with a nose for the ball, posting 417 tackles, including three consecutive seasons of over 100 stops, 7.5 sacks, eight forced fumbles and six takeaways.

One of the most tenured and respected assistants on the Saints staff, as assistant head coach, Vitt helps Head Coach Sean Payton in a variety of areas related to the team. In 2012 he assumed Payton's duties, guiding the club through a challenging period.

Vitt came to the Saints after serving as interim head coach for the final 11 games in St. Louis in 2005. He held the Rams together during a difficult period after previously holding the title of assistant head coach/linebackers. It was part of a two-year stint with the Rams where he also turned a handful of young defenders into a unit that paced the team in tackles each season.

He joined St. Louis after working as linebackers coach in Kansas City from 2000-03. It was with the Chiefs where he first worked with Fujita, a fifth-round pick who developed into one of Kansas City's top defenders and led them in tackles twice.

Vitt took over the linebacker corps in Kansas City after tutoring the Green Bay defensive backs in 1999, molding a legion of rookies and young players into a formidable unit that doubled the Packers' previous-year total by picking off 26 passes.

From 1995-98, Vitt was linebackers coach for Philadelphia, where he first

worked with Payton. In 1998, his group helped the Eagles lead the NFL in pass defense, allowing 170 yards per game. Vitt was assistant head coach and defensive backs coach with the Rams under Chuck Knox from 1992-94 for the franchise's final three seasons in Los Angeles.

Vitt spent 10 seasons with the Seattle Seahawks (1982-91), holding several titles during that stretch. In 1982 he was defensive quality control coach/assistant strength & conditioning coach. From 1983-87, Vitt was quality control/assistant linebackers coach, and from 1988-91 he tutored the safeties.

Born in Syracuse, N.Y., Vitt grew up in Blackwood, N.J. and played four years at linebacker for Towson State, where he was part of a squad that went undefeated in 1974. He and his teammates on the 1976 squad that were the NCAA Division III runner-ups in only the program's eighth season of existence were honored as a Team of Distinction by the school's Hall of Fame in 2009. He entered the NFL coaching ranks with the Baltimore Colts as strength/quality control coach from 1979-81.

An avid supporter of members of the United States military, Vitt was the club's 2012 and 2013 nominee for the NFL Salute to Service Award.

PLAYING CAREER: Towson, 1974-77.
COACHING CAREER: Baltimore Colts, 1979-81; Seattle Seahawks, 1982-91; Los Angeles Rams, 1992-94; Philadelphia Eagles, 1995-98; Green Bay Packers, 1999; Kansas City Chiefs, 2000-03; St. Louis Rams, 2004-05; New Orleans Saints, 2006-.

Pete CARMICHAEL

OFFENSIVE COORDINATOR

Pete Carmichael is in his sixth season as the Saints' offensive coordinator after tutoring the club's quarterbacks the previous three years. Throughout this time, he has been a key figure in the planning and preparations of an offensive attack that has been ranked first in the NFL in yardage in four of the last eight seasons and in the top six each campaign.

Under Carmichael's supervision in 2013, the Saints offense finished fourth in net yards per game (399.4) and finished second in passing offense (307.4 ypg.), third in third down conversion percentage (43.9%), fourth in first downs (359) and second in yards after the catch (2,576). Four players on offense (QB Drew Brees, G Jahri Evans, TE Jimmy Graham and G Ben Grubbs) were selected to the Pro Bowl. Brees, who was selected to his seventh Pro Bowl as a Saint, finished near

the top of the NFL in virtually every passing category, completing 446-of-650 (68.6%) passes for 5,162 yards with 39 touchdowns, 12 interceptions and a 104.5 passer rating, as he became the first player to throw for 5,000 yards four times. Graham enjoyed one of the most prolific seasons for a tight end in NFL history, recording 86 receptions for 1,215 yards with a franchise-record 16 touchdowns. The 2013 Saints were also only the fifth NFL team to have four players with 65 or more catches (Graham-86, RB Pierre Thomas-77, WR Marques Colston-75 and RB Darren Sproles-71), as New Orleans did so for the second consecutive season.

In 2012, Carmichael called plays for an offense that finished first in the NFC and second in the NFL (410.9 ypg.), while the team also finished second in the conference and third in the league in scoring (28.8 ppg.). The Saints also compiled top-five NFL rankings in red zone touchdown percentage (68.4%), third down efficiency (44.0%) and first downs (352), supported by an offensive line with two Pro Bowl selections (T Jermon Bushrod and Evans) that surrendered only 26 sacks, tied for the league's third-lowest total. Brees threw for 5,177 yards and 43 touchdowns, both league bests. The wideout duo of Colston and Lance Moore each reached the 1,000 yard mark.

In 2011, the Saints put together some of the best offensive numbers in league history as the team shattered several NFL and franchise records. After Head Coach Sean Payton suffered a leg injury in week six, Carmichael took over play-calling duties. The Saints set NFL records in net yardage (7,474), passing yardage (5,347) and first downs (416) that have since been broken, while the marks for completion percentage (71.3%), third down conversion rate (56.7%) and fewest fumbles (6) still stand. The Saints also set a team mark and led the league in third down conversions (118). New Orleans finished with 547 points, then the fourth-highest total in NFL history, and scored at least 45 points in four regular season games and one postseason contest, including three straight outputs of at least 45. Brees enjoyed one of the most prolific seasons by an NFL signal-caller as he completed 468-of-657 passes (71.2%) for 5,476 yards, 46 touchdown passes and a 110.6 passer rating, breaking NFL records for yardage (since broken), completions, 300-yard passing games (13) and completion percentage. As the passing attack reached new heights, Graham had a club-record 99 receptions for 1,310 yards with 11 touchdowns. A running game that was ranked sixth in the NFL flourished behind a line that featured three Pro Bowl selections (Bushrod, Evans and G Carl Nicks), in addition to Brees and Graham.

In 2010, the Saints finished third in the NFC and sixth in the NFL after averaging 372.5 yards of total offense, finishing third in the league in passing. The unit converted 48.8% of their third down conversions and ranked fifth in the NFL with 351 first downs.

In 2009, his first season with his new title, the Saints continued to compile impressive numbers on offense. The Saints finished in the top five in seven offensive categories, while also racking up an NFL-best 510 points. At least 45 points were scored four times, a fifth time in the postseason, with four straight outputs of at least 30 points. The Saints ranked first in the league with 6,461 net

yards, then the third-best total in club history. The Saints' 348 first downs were the second-best total in 2009 league rankings. The Saints also finished ranked sixth in the NFL in rushing with 131.6 yards per game on 4.5 yards per carry.

The offense continued to flourish in the postseason, averaging 35.6 points per game and scoring eight-of-nine times inside the red zone. Brees keyed the run, completing 70.6 percent of his passes and throwing eight touchdowns with a 117.0 passer rating. He was selected the Super Bowl XLIV MVP, as he led the Saints back from a ten point deficit, completing 18 of his last 19 passes and engineering the fourth quarter game-winning drive.

In 2008, Carmichael's title was quarterbacks/passing game—with duties that included assisting in the pass routes, protection schemes and quarterback responsibilities. He tutored the signal callers his first three seasons with the club. In 2008, the offense went on to rank No. 1 in the NFL in passing, and Brees threw for 5,069 yards.

Carmichael has worked closely with Brees since both arrived in New Orleans in 2006, while virtually all of the franchise's career, single-game and single-season passing records have fallen. Brees has led the NFL in passing yardage four times, set the NFL record for completion percentage twice and has thrown for a club record 283 touchdowns over the last eight seasons.

Carmichael brings the perspective of having a wide range of coaching experiences, including working with nearly every position group on offense during his career. With the Chargers, he assisted wide receivers coach James Lofton for an offense that ranked 10th in the NFL in 2004 and 2005. Carmichael joined the Chargers in 2002 and served as offensive assistant/quality control coach until being promoted.

In 2001, Carmichael was quality control coach for the Washington Redskins, and in 2000, he was the tight ends coach and offensive assistant for the Cleveland Browns. From 1995-99, Carmichael was the quarterbacks coach at Louisiana Tech, and during his tenure the Bulldogs' signal-callers broke almost every passing record at the school. He began his coaching career as the assistant offensive line coach at the University of New Hampshire in 1994, with the Wildcats winning the Yankee Conference championship.

Born Oct. 6, 1971 in Framingham, Mass., Carmichael attended Medway (Mass.) High School where he played football and baseball. He went on to a collegiate playing career in baseball and was a four-year letterman at Boston College. As a senior, Carmichael was a team captain and Most Valuable Player. He graduated with a degree in mathematics in 1994.

COACHING CAREER: New Hampshire, 1994; Louisiana Tech, 1995-99; Cleveland Browns, 2000; Washington Redskins, 2001; San Diego Chargers, 2002-05; New Orleans Saints, 2006-.

Rob RYAN

DEFENSIVE COORDINATOR

Rob Ryan is in his second season as defensive coordinator of the Saints following a 2013 campaign in which New Orleans finished fourth in the NFL in total defense—a 28-spot improvement from 2012. Giving up just 305.7 net yards per game compared to 440.1 in 2012, the 134.4-yard-average improvement was the biggest since the 1970 AFL-NFL merger.

Despite ending the season with eight starters or significant contributors on injured reserve, the Saints ranked in the top-10 in many defensive categories, including sacks (fourth), pass defense (second), scoring defense (fourth), third down conversion percentage (ninth), fewest touchdown passes surrendered (sixth), yards after the catch allowed (second) and fewest big passing plays allowed (fifth).

An integral part of the defense's success were the additions of free agent cornerback Keenan Lewis, who led the club with four interceptions, and safety Kenny Vaccaro, the club's first round draft pick, who earned PFWA All-Rookie honors after leading the secondary with 93 tackles. New Orleans also registered 49 sacks, and defensive end Cameron Jordan and outside linebacker Junior Galette led the charge as they became the first Saints tandem to record double-digit takedowns since 2004. Jordan ranked fifth in the NFL with a career-high 12.5 sacks, tied for sixth with two defensive fumble recoveries and was selected to his first Pro Bowl, while Galette added a career-high 12 sacks, to rank sixth, and two fumble recoveries.

Ryan is a coaching veteran with 27 years of coaching experience, 16 in the NFL. Now in his 17th NFL season, he has also served stints as a defensive coordinator with the Oakland Raiders (2004-08), Cleveland Browns (2009-10) and Dallas Cowboys (2011-12) and has four years of experience heading up defenses at the collegiate level.

Under his tutelage in 2011, Dallas' team defense improved to 14th overall in the NFL and seventh against the run after finishing 23rd in the 2010 opponent net yardage rankings. In his first season as a starting middle linebacker in 2011, second-year pro Sean Lee paced the team with 131 tackles while Mike Jenkins and Terence Newman tied for the team lead with four interceptions each. In 2012, the Cowboys were one of only three teams in the NFL to have two players with 11 or more sacks, as linebacker DeMarcus Ware led the team with 11.5 and linebacker Anthony Spencer posted a career-high 11 takedowns. Both players were selected to the Pro Bowl. It was also Ware's seventh consecutive season leading or tying for the team lead in sacks and his seventh straight with double-digit takedown totals. Cowboys opponents were held to a 43.9 % third down conver-

sion rate, ranked tenth in the NFL, despite an influx of injuries at several key positions throughout the course of the season. In Ryan's first season with the Cowboys, Ware finished second in the NFL with 19.5 sacks.

In 2010, Cleveland tied for eighth in the NFL with 19 interceptions. Ryan's work saw six different players post multiple interceptions on the season to tie for the third-most players with two-or-more interceptions on a team that season. Rookie defensive back Joe Haden led the team, tied for fifth in the NFL and tied for second among rookies with six interceptions. Also among Ryan's secondary was the club's leading tackler in T.J. Ward. Ward became the first Cleveland rookie to lead the team in tackles since 1999. On the ground, Cleveland allowed just seven rushing touchdowns which tied for the fourth-fewest in the league. In Ryan's first season in Cleveland, the club did not allow a touchdown in three games - the most contests in which a Browns defense did not yield a touchdown since 2003. Ryan's defense posted 40 sacks to tie for eighth in the league and the most for a Cleveland defense since racking up 43 in 2001. Over the second half of the season, the Browns saw a significant improvement as they yielded less points allowed (-5.3 ppg.), total yards allowed (-39.9), rushing yards allowed (-52.0), sacks (+1.0) and first downs allowed (-2.7).

Before landing in Cleveland, Ryan spent five seasons as Oakland's coordinator. In his time guiding the fortunes of the Raiders defense, Ryan tutored a pair of Pro Bowlers in defensive end Derrick Burgess and cornerback Nnamdi Asomugha. In his four seasons playing for Ryan, Burgess amassed 38.5 sacks, including an NFL-best 16.0 in 2005. Asomugha finished 2006 third in the league with eight interceptions. In that same season, the Raiders defense led the league in pass defense (150.8 ypg.) and ranked third in total defense (284.8 ypg). For his work in 2006, Ryan was named the *USA Today* All-Joe Coordinator of the Year.

Ryan spent four seasons (2000-03) as the linebackers coach for Bill Belichick's New England Patriots. In his time with the Patriots, Ryan was a part of two Super Bowl championship teams—XXXVI and XXXVIII—while working with one of the league's top linebackers in Teddy Bruschi. He also mentored 2003 Pro Bowl linebacker Willie McGinest.

Ryan began his NFL coaching career in 1994 as the defensive backs coach under his father, Buddy, for the Arizona Cardinals. In his first season in Arizona, the Cardinals boasted the NFL's third ranked defense. Under Rob, cornerback Aeneas Williams, who will be inducted into the Pro Football Hall of Fame in 2014, earned two trips to the Pro Bowl (1994 and 1995) and the Cardinals led the league with 42 takeaways in 1995.

Following a one-year stint as defensive coordinator at Hutchinson (Kansas) Community College (1996), Ryan was Oklahoma State's defensive coordinator from 1997-99 where the Cowboys' defense continually ranked among the best in the nation. He was named Coordinator of the Year by *The Sporting News* in 1997. In 1999, Oklahoma State ranked 10th in the nation in total defense, and in 1998 were second in the nation with 41 sacks.

Ryan entered the coaching ranks in 1987 as a graduate assistant with Western Kentucky. He assumed similar responsibilities at Ohio State in 1988. He then spent five seasons (1989-93) at Tennessee State where he coached running backs (1989-91), linebackers (1992) and the defensive line (1993).

Ryan spent two years at outside linebacker with Southwestern Oklahoma State. His twin brother, Rex, is the head coach of the New York Jets. Their father, Buddy, coached in the NFL for 26 years, serving as head coach of the Philadelphia Eagles and Arizona Cardinals. He was an assistant on three different teams to make the Super Bowl (New York Jets, Chicago, Minnesota), capturing championships with the Jets and the Bears.

PLAYING CAREER: Southwestern Oklahoma State, 1981-82.
COACHING CAREER: Western Kentucky, 1987; Ohio State, 1988; Tennessee State, 1989-93; Arizona Cardinals, 1994-95; Hutchinson (Kan.) Community College, 1996; Oklahoma State, 1997-99; New England Patriots, 2000-03; Oakland Raiders, 2004-08; Cleveland Browns 2009-10; Dallas Cowboys, 2011-12; New Orleans Saints, 2013-.

Greg McMAHON
SPECIAL TEAMS COORDINATOR

Greg McMahon is in his seventh season as special teams coordinator for the Saints and ninth campaign coaching special teams for the team. His tenure with the club has been defined by solid performances by the kicking game, the coverage units and the returners.

With McMahon stressing opportunistic play over the last eight seasons, the Saints have recovered 14 fumbles on special teams, scored 10 touchdowns—including six on punt returns—and blocked two punts, four field goals and two extra points. Since 2008, New Orleans has been ranked in the top 10 in kickoff return average three times.

In 2013, McMahon directed his coverage units to rank seventh in the NFL in opponent punt return average (7.5), while under his tutelage undrafted free agent Kevin Reddick (13) was the group's leading tackler. Thomas Morstead finished third in the NFL in net punting average (42.3) and tied for fourth in touchbacks on kickoffs. The Saints won two regular season games and one postseason contest on game-winning field goals at the end of regulation.

In 2012, Morstead was selected to his first Pro Bowl and named a second-team

AP All-Pro, as he set club records in both gross (50.1) and net (43.2) punting average. His net figure, ranked second in the NFL, is now ranked fourth all-time in NFL history. Rafael Bush led the team with 15 tackles, while recovering a fumble.

In 2011, McMahon guided the special teams units to one of their best seasons since taking over as coordinator as the club finished eighth in the *Dallas Morning News* special teams rankings. Morstead finished second in the NFC and fourth in the NFL with a 48.3 gross punting average and second in the league with a 43.1 net average. Morstead also ranked first in the league with a NFL-record 68 touchbacks. John Kasay ranked second in the NFL in scoring among kickers and set a team record with 147 points. Darren Sproles made an immediate impact on the return units, handling both punt and kickoff return duties as part of a season where he set an NFL record with 2,696 all-purpose yards. He averaged 10.2 yards on punt returns with one touchdown and ranked third in the NFC and sixth in the league on kickoff returns. McMahon's coverage units ranked fifth in the NFL in opponent punt return average, allowing only 6.2 yards per return.

McMahon fostered improvement out of Garrett Hartley and Morstead in 2010. In his first full NFL season, Hartley made his final 10 field goal attempts and 15-of-his-last-16. Morstead enjoyed a solid sophomore campaign, finishing sixth in the NFL with a 45.9 gross average. The Saints were only one of four NFL teams to not allow a blocked kick or give up a special teams score.

The kicking game played a crucial role in the 2009 championship campaign. The unit finished fourth in the league in kickoff return average (24.4) as Courtney Roby had the first touchdown return by a Saint since 2004. In the postseason, Reggie Bush had an 83-yard punt return for a touchdown to break open the NFC Divisional Playoff vs. Arizona.

While the coverage units recovered three fumbles, the most improved group were the specialists. Hartley, who made the first 16 field goal attempts of his career, setting what was an NFL record for most consecutive tries to start, came through in the clutch twice in the postseason. His 40-yard field goal in overtime of the NFC Championship game sent the Saints to the Super Bowl. Hartley then became the first kicker in Super Bowl history to boot three field goals of 40-or-more yards. Morstead, the club's fifth round draft choice, was the first Saints punter to capture NFC Special Teams Player of the Week twice in the same season. In Super Bowl XLIV, he successfully executed an onside kick at the start of the second half that brought possession back to New Orleans.

In McMahon's first season as coordinator in 2008, New Orleans finished as one of only four teams to rank in the top 10 in both punt return average (fourth) and kickoff return average (eighth). Bush scored on two punt returns vs. Minnesota to tie an NFL record. Hartley, an undrafted rookie at the time, started his field goal streak by making all 13 attempts.

McMahon served as assistant special teams coach for his first two years in New Orleans, following a one-year stint as tight ends/special teams coach at East

Carolina. In 2005, the Pirates finished in the top 20 in the nation in field goal accuracy and had a pair of solid return men. McMahon also tutored tight ends as part of a staff that directed ECU to the fourth-highest passing total in school history.

He spent 13 years at the University of Illinois (1992-2004), working primarily with the special teams, tight ends and wide receivers. In 1997, McMahon took on the additional responsibility of overseeing the special teams. His efforts were integral in Illinois making four bowl appearances and twice appearing in the final national rankings, and, in 2001, the school finished 10-2 and captured the Big Ten title.

Based on the records his units established, the play of the special teams during McMahon's years at Illinois are unmatched in school history. Illinois blocked 16 kicks from 2001-04 and accounted for nine touchdowns. Players under his direction included the school leaders in career punting average, single-season scoring and all-time punt return yardage.

McMahon came to Illinois in 1992 from Nevada-Las Vegas where he spent two years as special teams coordinator as well as coaching offensive tackles and tight ends. He has also had stints with Valdosta (Ga.) State, Southern Illinois, North Alabama and Minnesota.

As a defensive back at Eastern Illinois, he was a member of two teams that played for the NCAA Division II National Championship. The Panthers won the title in 1978 and again went to the championship game two years later. McMahon earned a degree in psychology from EIU in 1982.

PLAYING CAREER: Eastern Illinois, 1978-81.
COACHING CAREER: Eastern Illinois, 1982; Minnesota, 1983-84; North Alabama, 1985-87; Southern Illinois, 1988; Valdosta State, 1989; UNLV, 1990-91; Illinois, 1992-2004; East Carolina, 2005; New Orleans Saints, 2006-.



Charles BYRD

ASSISTANT STRENGTH AND CONDITIONING

After serving as an assistant his first two seasons, Charles Byrd was promoted to assistant strength and conditioning coach in 2010. His responsibilities consist of assisting Head Strength and Conditioning Coach Dan Dalrymple in implementing the team's year-round program.

Byrd is in his eighth season as a coach after stints on the offseason and training

camp rosters of the Cleveland Browns, Green Bay Packers, Washington Redskins and New York Giants from 2005-06 as a defensive back, while also playing for Las Vegas of the Arena Football League in 2006. He started as a strength and conditioning intern at Miami University (Ohio) in 2006, becoming a graduate assistant in his final year with the Redhawks before coming to New Orleans.

Byrd graduated from Morehead State University with a bachelor's degree in university studies, where he played in the secondary and as a kickoff returner from 2001-04. The Oxford, Ohio native earned Division I-AA Mid-Major All-America honors for two straight seasons. A team captain and three-year starter, he helped the Eagles to three consecutive Pioneer Football League Southern Division championships.

PLAYING CAREER: Morehead State, 2001-04; Las Vegas Gladiators (Arena Football League), 2006.
COACHING CAREER: Miami (Ohio), 2006-07; New Orleans Saints, 2008-.

Andre CURTIS
ASSISTANT SECONDARY

Andre Curtis enters his third season as assistant secondary coach for the Saints.

Curtis is an outstanding teacher who is well-versed in defending passing schemes through eight years of NFL coaching experience. He worked closely with secondary coach Wesley McGriff in 2013 to integrate two new starters in first round draft choice safety Kenny Vaccaro and free agent cornerback Keenan Lewis. Vaccaro was a PFWA All-Rookie selection as he led the secondary with 93 tackles. Lewis led the team with a career-high four interceptions in his first year with the club. The Saints increased their interception total from nine in 2011 to 15 in 2012, with four being returned for touchdowns, tied for the third-highest total in club history.

Curtis came to New Orleans after serving as the St. Louis Rams' defensive backs/safeties coach from 2009-11. Curtis helped oversee a secondary that progressively improved during his three seasons. In 2011, the Rams finished seventh in the NFL in pass defense (206.7 ypg.). In 2010, the Rams finished seventh in the NFL in opponent completion percentage (57.5) and ninth in opponent passer rating (80.4). Curtis came to St. Louis after three seasons with the New York Giants, where he served as defensive quality control coach. The Giants ranked seventh in the NFL in total defense in 2007 and fifth in 2008.

Curtis was defensive ends coach at Georgia Southern University from 2004-05.

He coached at his alma mater, Virginia Military Institute, from 2000-03, tutoring outside linebackers from 2000-01 and linebackers from 2002-03. While on the VMI staff, Curtis worked in the New York Jets' training camp in 2002 and in 2003 was with the Tampa Bay Buccaneers as a part of the NFL's minority internship program.

Curtis was a four-year letterwinner as a linebacker at VMI from 1996-99. He started 31 consecutive games and finished his career with 354 tackles, while earning second-team All-Southern Conference honors in 1998.

Curtis is a native of Beaverdam, Va. He has a bachelor's degree in economics and business from VMI.

PLAYING CAREER: VMI, 1996-99.
COACHING CAREER: VMI, 2000-03; Georgia Southern, 2004-05; New York Giants, 2006-08; St. Louis Rams, 2009-11; New Orleans Saints, 2012-.

Dan DALRYMPLE

HEAD STRENGTH AND CONDITIONING

By designing extensive and innovative workout programs—crafted to the needs of every player as well as the demands of each position group—Strength and Conditioning Coach Dan Dalrymple has been a key member of the Saints organization since arriving in 2006. His responsibilities and influence both in the weight room and on the field remain constant throughout the entire year.

The efforts of Dalrymple and his staff have played a key role in the club's success over the past eight seasons. His routines, focused on building and maintaining strength and stamina while minimizing injuries, have paid dividends for the Saints. Since 2006, New Orleans has put together 11 winning streaks of three games or more, including a franchise-record 13-game win streak in 2009 and a five-game run to start the 2013 campaign. 15 players have been selected to the Pro Bowl during his tenure, 11 for the first time in their careers.

Throughout his tenure, Dalrymple's teams have traditionally finished strong. In 2013, New Orleans outscored their opponents 208-129 in the second half of regular season and postseason contests, including having the stamina to win three games as time expired, as they qualified for their fourth playoff berth in five seasons and won the first road postseason contest in franchise history. In 2009's Super Bowl XLIV Championship season, evidence of the conditioning of the

club was their stamina throughout games, as they outscored opponents 139-48 in the fourth quarter, finishing first in the NFL in both points scored and allowed in the final period. He was named as the recipient of the Cybex Professional Strength and Conditioning Coach of the Year award by the Professional Football Strength and Conditioning Coaches Society and the Samson Strength and Conditioning NFL Coach of the Year award from *American Football Monthly*.

Prior to joining the Saints, Dalrymple spent the previous 17 seasons in a similar capacity at Miami University (Ohio), including the last 16 as director of athletic conditioning, a program he built from its foundation. While the football team was a focus of his efforts, Dalrymple and his staff created workout regimens for every athletic program. He was promoted with the additional title of assistant athletic director in 2003. At Miami, he was a coaching colleague of Saints Head Coach Sean Payton from 1994-95.

Dalrymple has been certified by the National Strength & Conditioning Association since 1991 and has been honored as a finalist for the organization's coach of the year in 1995, 1997, 1999, 2003 and 2006. He's one of only three NFL coaches in his field to be certified by the Collegiate Strength & Conditioning Coaches Association as a Master Strength & Conditioning Coach.

Dalrymple has earned two certifications for USA Weightlifting that designate him as qualified to work with athletes in Olympic weightlifting and as a sports performance specialist.

After taking over the supervision of Miami's strength and conditioning program in 1989, the football program posted a 116-72-9 record, had a streak of 12-straight winning seasons and went to bowl games in 2003 and 2004.

For the Saints, Dalrymple couples his intense work ethic and a constant evolution of his approach with a lengthy background in football.

A 1988 graduate of Miami, Dalrymple was a four-year starter (1983-86) as an offensive lineman and was a first-team All-MAC selection his final two seasons, also earning honorable mention All-America accolades. He was one of three captains of the 1986 conference champion team. Dalrymple was later honored as one of five linemen on the *Cincinnati Enquirer*'s All-20th Century Miami football team and was elected to the school's Hall of Fame in 2002.

After his college career and attending training camp with the Seattle Seahawks, Dalrymple returned to his alma mater as a student assistant coach in 1987. He served as a graduate assistant the following year before being promoted to offensive line and strength coach in 1989. He was named strength and conditioning coordinator in December of that year.

In 2011, Dalrymple co-authored his first book, "The Athletic Body Puzzle-The Guide For Parents And Coaches."

PLAYING CAREER: Miami (Ohio), 1983-86.
COACHING CAREER: Miami (Ohio), 1987-2005; New Orleans Saints, 2006-.



Henry ELLARD

WIDE RECEIVERS

A veteran of a prolific 16-year NFL playing career along with 14 seasons in the coaching ranks, Henry Ellard returns in 2014 for his third season as Saints Wide Receivers Coach.

Ellard, a three-time Pro Bowl selection as a player (1984, 1988 and 1989), also was a first-team All-Pro selection in both 1984 and 1988 as a member of the Los Angeles Rams. Over the course of his illustrious playing career, Ellard recorded 814 receptions for 13,777 yards and 65 touchdowns after he was a second round selection of the Rams in the 1983 NFL Draft (32nd overall) out of Fresno State. At the time of his retirement from the NFL in 1998, Ellard held the Rams' team records for career receptions (593), receiving yards (9,761), 100-yard games (26), punt return average (11.3) and total offense (11,663). In 1988, he enjoyed his finest season as he led the NFC in receptions (86) and led the NFL in receiving yards (1,414). Also a standout in the return game, he led the NFC in punt return average in 1984 (13.4, 2 TDs) and 1985 (13.5).

After leaving the Rams in 1993, Ellard joined the Washington Redskins in 1994, where he would post 1,397 yards receiving, the first of three consecutive 1,000 yard seasons. He concluded his career with the New England Patriots and Washington in 1998.

Ellard also owns the distinction of excelling at track and field, qualifying for the Olympic trials in 1992 with a 54'3-1/2 foot triple jump.

Ellard joined the Saints in 2012 after spending three seasons in the same position with the New York Jets as part of a staff that reached the AFC Championship game twice.

In 2013, under his guidance, Marques Colston became the club's all-time leader in both receptions and receiving yardage as he led the wideout corps in both categories, posting 75 receptions for 943 yards with five touchdowns. He also helped rookie Kenny Stills breakout on the scene, recording 32 receptions for 641 yards and five touchdowns, leading the NFL with a 20.0 yards per catch average, the highest figure by a Saints rookie in franchise history.

His tireless efforts with Colston and Lance Moore helped the duo reach new heights in 2012. Colston recorded 83 receptions for 1,154 yards with 10 touchdowns, leading the team in yardage and scoring grabs, while Moore had 65 receptions for 1,041 yards with six touchdowns as he reached the 1,000-yard mark for the first time. For only the second time in franchise history, two wideouts reached the 1,000-yard mark. Through Ellard's help, Colston also became the club's all-time touchdown leader in 2012.

After his retirement, Ellard immediately stepped into the coaching ranks as an assistant at Southern California Christian High School. He then joined his alma mater, Fresno State, as a graduate assistant in 2000 and started his NFL coaching career in 2001 when he rejoined the Rams in St. Louis as an offensive assistant who worked with the team's wideouts. Ellard served as wide receivers coach in St. Louis from 2002-08.

Under Ellard's tutelage with the Rams, Torry Holt posted seven-consecutive 1,000 yard seasons and reached 11,000 yards in 131 games, the fastest in NFL history. He also coached Isaac Bruce to five seasons with 60-or-more catches and four 1,000-or-more yard seasons. Bruce and Holt combined for seven Pro Bowl berths during this period as they surpassed Ellard on the Rams' all-time receiving list.

Ellard played for the Bulldogs from 1979-82. He set a then-NCAA record with 1,510 receiving yards (62 receptions, 24.4 avg., 15 touchdowns) in 1982 and finished his college career with 138 receptions for 2,947 yards and 25 touchdowns. Ellard is a Fresno native and a graduate of Hoover (Calif.) High School where he competed in both football and track.

PLAYING CAREER: Fresno State, 1979-82; Los Angeles Rams, 1983-93; Washington Redskins, 1994-97, 1998; New England Patriots, 1998.
COACHING CAREER: Southern California Christian High School, 1999; Fresno State, 2000; St. Louis Rams, 2001-08; New York Jets, 2009-11; New Orleans Saints, 2012-.



Bret INGALLS
OFFENSIVE LINE

A 32-year coaching veteran, including four stints as a coordinator, Bret Ingalls enters his second campaign as Offensive Line Coach in his sixth season with the Saints after spending his first four tutoring the running backs. It has been a natural transition for Ingalls, who has extensive experience tutoring offensive linemen.

In his first season tutoring the Saints offensive line, the guard duo of Jahri Evans and Ben Grubbs were selected to the Pro Bowl. In addition, Ingalls helped integrate rookie Terron Armstead into the starting left tackle slot in Week 16.

Ingalls' position group played an integral role in the NFL's second-ranked offense in 2012. As a unit, the running backs combined for 2,720 yards from scrimmage with 19 touchdowns. Mark Ingram continued to emerge over the last half of the season, rushing for a team-best 602 yards and five TDs. Despite missing three games, Darren Sproles added 911 yards of offense and eight TDs, as he led NFL running backs in receiving for the second consecutive season with 75 receptions for 667 yards and seven scoring grabs. The group's 141 catches ranked first in the NFL by a backfield.

In 2011, the Saints finished with the NFL's sixth-best rushing yardage total (132.9 ypg.) and fourth-best rushing average (4.9). Ingalls tutored a quartet of tailbacks in Ingram, Chris Ivory, Sproles and Pierre Thomas who all contributed to the Saints setting a club record for net yardage. Most notably, Sproles finished the season with the highest single-season all purpose yardage total in NFL history with 2,696 yards, as he led NFL running backs with 86 catches for 710 yards in addition to his 87 carries for a team-high 603 yards (6.9 avg.) with a total of ten touchdowns. Thomas carried 110 times for 562 yards (5.1 avg.) with five TDs and added 50 grabs for 425 yards with one TD.

Despite starting six different players at the position in 2010, the Saints running game averaged 4.0 yards per carry for an offense that was ranked in the NFL's top 10 in yardage and scoring. Ingalls helped prepare Ivory, an undrafted rookie who led the club in all rushing categories with 137 carries for 716 yards (5.2 avg.) with five touchdowns, as he was named to several All-Rookie teams.

Ingalls' extensive experience immediately made an impact in 2009 as the Saints improved in the NFL rushing rankings from 28th to sixth as they churned out 131.6 yards per game and averaged a club-record 4.5 yards per carry. His group combined for 1,837 yards rushing. Thomas enjoyed a breakout season, leading the club in rushing with 147 carries for 793 yards (5.4 avg.) and six TDs, ranking fourth in the NFL in yards per carry. Grabbing 39 receptions for 302 yards, he finished with a team-best 1,095 total yards from scrimmage, adding 254 more and three TDs in the postseason.

Ingalls served on the staff at Northwestern from 2006-08, where he was running game coordinator/offensive line coach his final season. He molded a line without extensive starting experience into the cornerstone of an offense that led the Wildcats to a nine-win season. Northwestern rushed for over 1,800 yards and ranked second in the Big Ten for fewest sacks allowed. In 2007, the offensive line blocked for the Big Ten's top-ranked passing attack, and in 2006 led the way for 1,705 yards rushing.

Ingalls spent 2005 at Miami (Ohio), working with the tight ends and tackles, and spent the previous season with Indiana State. From 2000-03, he was the offensive

coordinator at his alma mater, the University of Idaho, where he also tutored the quarterbacks and running backs for two seasons each.

From 1997-99, Ingalls served as offensive coordinator/offensive line coach at Northern Iowa and he held similar positions at Louisville from 1995-96. In 1994, he coached the offensive line at Eastern Michigan.

Ingalls held several positions on the offensive side of the ball at San Diego State from 1989-93. Over those years, he had stints as offensive coordinator (1992-93), offensive line coach (1990-92) and running backs coach (1989, 1993). While running backs coach, he tutored 2011 Pro Football Hall of Fame selection Marshall Faulk, who twice led the nation in rushing.

Ingalls' coaching career began at Idaho, where he graduated in 1984. After serving as a student defensive backs coach, he was assistant offensive line coach from 1984-85 and running backs coach from 1986-88. Idaho won four Big Sky Conference championships during his tenure.

A native of Snohomish, Wash., Ingalls was a starting running back at Wichita State (1979-81). He graduated from Idaho in 1984 with a business degree.

PLAYING CAREER: Wichita State, 1979-81.
COACHING CAREER: Idaho, 1982-88; San Diego State, 1989-93; Eastern Michigan, 1994; Louisville, 1995-96; Northern Iowa, 1997-99; Idaho, 2000-03; Indiana State, 2004; Miami (Ohio), 2005; Northwestern, 2006-08; New Orleans Saints, 2009-.

Bill JOHNSON

DEFENSIVE LINE

Embarking on his sixth season as a key member of the Saints defensive coaching staff, Bill Johnson possesses a long history of developing the skills of top-notch defensive linemen throughout his coaching career. In his 34th year in the profession and 14th NFL season, the Louisiana native came to New Orleans after a two-year stint in Denver.

In 2013, Johnson helped oversee an alignment change up front, as young ends Cameron Jordan and Akiem Hicks enjoyed career-best seasons, powering a defense up front that improved in league rankings to fourth in the NFL in both opponent yards per game and scoring defense. Jordan, a 2011 first round draft pick, was selected to his first career Pro Bowl as he led the Saints pass rush,

notching a career-high 12.5 sacks, ranked fifth in the NFL, while recovering two fumbles to tie for sixth in the league. In his first full season as a starter moving from tackle to end, Hicks finished with 4.5 takedowns.

In 2012, Johnson tutored a line anchored by the duo of ends in Jordan and Will Smith. He helped Jordan post a team-best eight sacks, while he also leading the defensive line with 76 tackles (54 solo), three forced fumbles and two fumble recoveries. Smith ranked second on the club by chipping in six takedowns. Junior Galette also continued to improve, posting five sacks in his third season.

In 2011, the defensive front helped the Saints improve from 16th to 12th in the NFL in run defense. Smith led the line with 6.5 sacks (second on the team) and two forced fumbles. In 2010, the front four played an important role in a defense that improved from 25th in the NFL to fourth in yardage and from 20th to seventh in opponent points per game.

The line thrived under Johnson's approach in 2009. Smith finished fifth in the NFL with a career-high 13 sacks. The front four was the first line of defense for a unit that finished second in the NFL in red zone touchdown percentage (39.3).

Johnson tutored the Broncos line from 2007-08. He coached a unit that, in 2007, tied for second in the NFL with nine takeaways. Defensive end Elvis Dumervil tied for sixth in the league with 12.5 sacks.

During his tenure as defensive line coach with Atlanta from 2001-06, Johnson oversaw a unit that helped the club post 242 sacks during the six-year period. Atlanta twice ranked in the top 10 in fewest yards allowed and fewest yards per carry (2004, 2006). The Falcons also had a pair of Pro Bowlers up front under Johnson's direction, including defensive end Patrick Kerney and defensive tackle Rod Coleman.

Coleman was selected to the Pro Bowl in 2005, and his 28 sacks from 2004-06 were the most by a defensive tackle in the NFL over that span. Kerney was voted to the Pro Bowl in 2004 and the defensive end had 53 sacks under Johnson's tutelage from 2001-06, notching at least 10 takedowns in three seasons.

Atlanta reached the NFC Championship Game in 2004, with Johnson's line leading the NFL in sacks (48) for the first time in franchise history. The Falcons also ranked eighth in the NFL in run defense. Kerney had a career-high 13 sacks and Coleman led all defensive tackles with 11.5.

Johnson jumped to the NFL and joined the Falcons in 2001 after a one-year stint at Arkansas working with the line, his second time coaching at the school. That season with the Razorbacks closed a 21-season stretch as a college assistant.

The longest coaching tenure of his career was at Texas A&M, where Johnson served as defensive line coach for eight seasons (1992-99) under head coach R.C. Slocum. The Aggies earned three conference championships during those years,

went to six bowl games and finished in the top 10 three times. Nine defensive linemen under his instruction were selected in the NFL Draft, including Sam Adams, a consensus All-American in 1993 and the eighth overall pick by the Seattle Seahawks in 1994.

Johnson came to Texas A&M after coaching the defensive lines at Arkansas (1990-91) and Louisiana Tech (1988-89). In 1987, he served as a graduate assistant at the University of Miami (Fla.) under Head Coach Jimmy Johnson, working primarily with the linebackers on a team that went 12-0 and was voted National Champions. Prior to joining the Hurricanes, Johnson spent two years as an assistant at McNeese State University coaching the school's outside linebackers in 1986 and its defensive line the year before.

He entered the coaching profession as a graduate assistant at his alma mater, Northwestern State University, in 1980 and served in that capacity for two seasons before coaching defensive ends/linebackers at the school from 1982-84.

Johnson was a four-year letterman and two-year starter at Northwestern State after a standout prep career at Neville High School in Monroe, La.

PLAYING CAREER: Northwestern (La.) State, 1976-79.
COACHING CAREER: Northwestern (La.) State, 1980-84; McNeese State, 1985-86; Miami (Fla.), 1987; Louisiana Tech, 1988-89; Arkansas, 1990-91, 2000; Texas A&M, 1992-99; Atlanta Falcons, 2001-06; Denver Broncos, 2007-08; New Orleans Saints, 2009-.

Stan KWAN

ASSISTANT SPECIAL TEAMS

Stan Kwan enters his second season with the New Orleans Saints as Assistant Special Teams Coach. It is Kwan's 24th year as an NFL coach and he will again assist coordinator Greg McMahon in all aspects of coaching the Saints' special teams units.

In his first year with the team, Kwan helped the coverage units rank seventh in the NFL in opponent punt return average (7.5). Thomas Morstead finished third in the NFL in net punting average (42.3) and tied for fourth in touchbacks on kickoffs. The Saints won two regular season games and one postseason contest on game-winning field goals at the end of regulation.

Kwan joined the Saints after spending three seasons (2010-12) in the same capacity with the Buffalo Bills. In 2012, the Bills ranked first in the NFL in punt

return average (17.1 avg.) with two touchdowns and were fourth-best in the league in kickoff return average (27.0 avg.). Under his tutelage, Bills returner Leodis McKelvin made the *Pro Football Weekly*/PFWA All-NFL team as the punt returner, leading the league with an 18.7 average on punt returns with two touchdowns, also capturing Week 11 AFC Special Teams Player of the Week honors with his 79-yard punt return for a touchdown. In 2011, the Bills kickoff coverage units held opponents to 20.4 yards per return, the best in the NFL. The team's punt return unit, again spurred by McKelvin, finished tied for tops in the AFC and third in the NFL (12.7 avg.). In Kwan's first year with the Bills in 2010, rookie C.J. Spiller set a club rookie record for kick return yards in a game with 189 (including a 95-yard touchdown) at New England on September 26, earning Week Three AFC Special Teams Player of the Week. In addition, Alex Carrington flourished under Kwan's tutelage, blocking six kicks over two seasons, including four in 2012, a Bills best since complete records became available in 1988.

Kwan joined the Bills after spending six seasons with the Detroit Lions. In his second stint with the Lions from 2004-09, Detroit's special teams unit blocked 16 kicks, ranking as the second-most in the NFL over the six-year time span. Kwan served as Detroit's special teams coordinator from 2008-09. In 2009, the Lions ranked fifth in the NFC in average drive start (27.0) and tied for fourth in the NFL with three special teams turnovers. In 2008, his first season as coordinator, the Lions had an NFL-high five special teams turnover recoveries, with their plus four turnover margin also leading the league. The kickoff coverage unit allowed the fourth-lowest average drive start following kickoffs (25.5) and ranked second in the NFL in percentage of drives forced inside the 20-yard line following kickoffs (23.81). Jason Hanson kicked an NFL-high eight 50-plus yard field goals (becoming the oldest NFL kicker with eight 50-plus yard field goals), tying an NFL single-season record.

Prior to joining Detroit for his second stint with the club in 2004, Kwan served as a special teams assistant/defensive quality control for the Arizona Cardinals from 2001-03. He spent 1997-2000 with the Lions as an offensive and special teams assistant. He entered the NFL in 1991 as a coaching assistant with the San Diego Chargers. He served as an offensive and special teams assistant with the Chargers from 1991-1996.

Throughout his coaching career, Kwan has served in a variety of support roles including designing computer diagrams of plays, compiling both offensive and defensive playbooks, breaking down special teams film and providing statistical analysis on both the NFL and combine testing.

Kwan played baseball at San Diego State University for three years and earned his bachelor's degree in criminal justice. Prior to attending San Diego State, he spent one year at South Mountain Community College in Phoenix where he was the first freshman to be named captain of the baseball team. Kwan attended Phoenix Camelback High School where he set school career records for batting average, runs scored, stolen bases, on-base percentage and walks. In his junior year,

Camelback was the top-ranked team in the state and was ranked 16th in the nation. He earned all-state honors twice as a shortstop and doubled as the school's quarterback, where he set the school single-game passing record (327 yards).

COACHING CAREER: San Diego Chargers, 1991-96; Detroit Lions, 1997-2000; Arizona Cardinals, 2001-03; Detroit Lions, 2004-09; Buffalo Bills, 2010-12; New Orleans Saints, 2013-.

Terry MALONE

TIGHT ENDS

The leader of a position group that has been a productive component of an offense that has ranked among the NFL's top units since 2006, Terry Malone enters his ninth season in New Orleans as tight ends coach. He brings over three decades of coaching experience to his post, including two stints as an offensive coordinator.

The club's platoon of tight ends have been solid and consistent as both receivers and blockers under Malone's tutelage.

Malone's work over four years with Jimmy Graham has been pivotal. Since being drafted in 2010, Graham has posted 301 receptions for 3,863 yards (12.8 avg.) with 41 touchdowns. The 41 scoring grabs are tied for fourth by an NFL player through their first four seasons.

In 2013, Graham was voted to the Pro Bowl for the second time and was named an *Associated Press* first-team All-Pro for the first time. He amassed his second-highest total as a Saints with 86 receptions for 1,215 yards and a club-record and NFL-best 16 touchdowns. The touchdown grab total was the second-highest all-time at the position The reception and yardage totals also ranked first among NFL tight ends. His six 100-yard receiving games tied the club record and also tied the NFL record for a tight end. His four straight games with 100 yards receiving also tied a league mark for the position. Malone also integrated 10-year NFL veteran Benjamin Watson, who made 19 receptions for 226 yards and two touchdowns and undrafted rookie Josh Hill, who had six grabs for 44 yards and one score into the offense.

In 2012, Graham amassed 85 receptions (third-highest by all NFL tight ends) for 982 yards and nine touchdowns. In 2011, Malone helped him produce one of the most prolific campaigns for an NFL tight end with a franchise-record 99 receptions for 1,310 yards and 11 touchdown grabs, with 74 of his catches moving the

chains to lead the club in first downs. Among NFL tight ends all-time, the yardage total is ranked second and receptions total is tied for fourth. In 2010, the Saints were the only team with three tight ends with at least 30 catches. Malone played a pivotal role in Graham's development as a rookie. Despite playing only one season of college football, he finished with 31 receptions for 356 yards and five touchdowns.

In 2009, Malone integrated David Thomas into the offense quickly following a week one trade. He responded with 35 grabs for 356 yards with one touchdown to team with Jeremy Shockey, who had 48 receptions for 569 yards with three touchdowns, scoring two more times in the playoffs, including the go-ahead touchdown grab in Super Bowl XLIV. Both tight ends played a key role in the blocking scheme for the NFL's sixth-ranked rushing offense.

Malone's work with tight ends has a long history. He worked at the University of Michigan from 1997-2005, including his final four seasons as the Wolverines' offensive coordinator/tight ends. During Malone's nine seasons, Michigan won five Big 10 championships and appeared in eight New Year's Day bowl games.

In his tenure as coordinator the school had 14 All-Big Ten selections and four All-Americans under his supervision. The Wolverines had back-to-back conference Player of the Year winners on offense (running back Chris Perry, 2003 and wide receiver Braylon Edwards, 2004). In 2004, the offense ranked second in the Big Ten and 24th in the nation in scoring by averaging over 30 points per contest. The Wolverines were led by Rimington Trophy co-recipient David Baas and Edwards, who won the Biletnikoff Award as the country's top receiver. Quarterback Chad Henne became the first true freshman in Big Ten history to lead his squad to a conference title and was the first to start a Rose Bowl.

In 2003, Malone was named a finalist for the Broyles Award, recognizing the top college assistant. It was a fitting honor, as the Wolverines tied for 12th nationally in scoring (35.4 avg.) and 15th in total offense (446.7 avg.) while setting school records in every passing category. Michigan led the Big Ten in passing (270.8 avg.) for the first time since 1948 and set school marks for total yards (5,807) en route to the conference title.

Malone began his years at Michigan as offensive line coach, with the Wolverines winning the 1997 national title in his first season. His line allowed a conference-low 18 sacks. He remained in that position until being promoted to offensive coordinator after the 2001 season. Michigan's front line had three NFL draft picks in 2001, including first round draft picks Steve Hutchinson and Jeff Backus and second-rounder Maurice Williams. The line paved the way for running back Anthony Thomas to break all of the Wolverines' rushing yardage and touchdowns records.

Two Malone-coached players were recognized as the Big Ten Offensive Lineman of the Year: Jon Jansen (1997) and Hutchinson (2000). Hutchinson became just the fourth player in conference history to earn All-Big Ten first team honors after all four years.

Malone arrived at Ann Arbor after spending 1996 as offensive line coach at Boston College on the staff of head coach Dan Henning. Prior to that season, Malone served as offensive line coach, tight ends coach, and offensive coordinator at Bowling Green from 1986-95, where he was a part of two squads to win MAC Conference championships and subsequent bowl games. Before returning to his alma mater, Holy Cross, in 1985 to tutor the tight ends, Malone opened his coaching career as a graduate assistant at the University of Arizona, under the late Larry Smith.

A native of Redford, Mich., Malone attended The College of The Holy Cross in Worcester, Mass. and played four seasons at tight end. Malone was the Crusaders' captain as a senior. He earned a bachelor's degree in history from Holy Cross (1983). Malone and his family volunteer at the Covington Food Bank and are active parishioners at the Most Holy Trinity Church in Covington. The Malones served as operations chairs for capital campaigns at both Most Holy Trinity and St. Scholastica High School. Malone also enjoys providing faith-based motivational talks to local groups.

PLAYING CAREER: Holy Cross, 1979-82.
COACHING CAREER: Arizona, 1983-84; Holy Cross, 1985; Bowling Green, 1986-95; Boston College, 1996; Michigan, 1997-2005; New Orleans Saints, 2006-.

Wesley McGRIFF

SECONDARY

A 23-year coaching veteran in the collegiate ranks Wesley McGriff joined the Saints in 2013 as the club's Secondary Coach.

In his first season in charge of the Saints secondary, New Orleans had one of the NFL's top defensive units as they ranked fourth in the NFL in total defense (305.7 ypg.), second in opponent passing yards per game (194.1 ypg.) and fourth in scoring defense (19.0 ppg.), posting an 11-5 record and advancing to the divisional round of the playoffs. Cornerback Keenan Lewis finished with a career-high and team-best four interceptions and rookie safety Kenny Vaccaro led the secondary with 93 tackles.

McGriff spent 2012 as co-defensive coordinator/cornerbacks at the University of Mississippi. Ole Miss finished second in the Southeastern Conference and in the top 15 in the NCAA in tackles for a loss per game (7.7) and sacks per game (2.8). Linebacker Denzel Nkemdiche was named to the Football Writers Association of America All-America Team and SEC All-Freshman team, defensive tackle Isaac

Gross earned conference All-Freshman honors from league coaches and was named to the CollegeFootballNews.com Freshman All-America first team and safety Trae Elston was named to the ESPN SEC All-Freshman team.

Prior to joining the Rebels, McGriff spent one season as defensive backs coach/recruiting coordinator at Vanderbilt, where he helped the Commodores to only their fifth all-time appearance in a bowl. His secondary produced 12 interceptions, three of which were returned for touchdowns. McGriff helped defensive back Casey Hayward to become the first Vanderbilt All-American in four years, posting seven interceptions, the third-highest single-season total ever by a Commodore.

Before moving to Nashville, McGriff spent four seasons as the secondary coach at the University of Miami (Fla.). In 2010, the Hurricanes ranked second in the nation in pass defense, allowing just 164.3 yards per game. The Miami defense finished the season ranked 16th nationally and 21st in scoring defense. In 2009, the Hurricanes ranked 29th in total defense, as he tutored All-America defensive back Brandon Harris. McGriff also tutored current safety Kenny Phillips and defensive back Sam Shields. Phillips was named an All-American before becoming a first-round selection of the New York Giants in 2008.

McGriff served as the defensive backs coach/recruiting coordinator at Baylor from 2003-06 and enjoyed his first major college stint at Kentucky from 2001-02. He spent 2000 as the secondary coach at Eastern Kentucky where he mentored defensive back Yeremiah Bell, who earned first-team All-Ohio Valley Conference honors and was later drafted by the Miami Dolphins in the sixth round in 2003.

From 1995-99, McGriff served in multiple roles including assistant head coach, defensive coordinator and secondary coach at Kentucky State and was named the AFCA's NCAA Division II National Assistant Coach of the Year. He began his coaching career at his alma mater, Savannah State, from 1990-94. Starting as a graduate assistant, McGriff tutored running backs before coaching the secondary in 1991 and later serving as defensive coordinator and interim head coach.

McGriff, a Tifton, Ga. native, started at linebacker for Savannah State from 1987-89 and was named the conference's 1989 Male Academic Athlete of the Year. He received his bachelor's degree while graduating cum laude in 1990 and earned a master's in public administration from Georgia Southern in 1993. McGriff was commissioned as a second lieutenant in the U.S. Army in 1990 and was a member of the Army Reserves until 2001.

PLAYING CAREER: Savannah State, 1986-89.
COACHING CAREER: Savannah State, 1990-94; Kentucky State, 1995-99; Eastern Kentucky, 2000; Kentucky, 2001-02; Baylor, 2003-06; Miami (Fla.), 2007-10; Vanderbilt, 2011; Mississippi, 2012; New Orleans Saints, 2013-.

COACHINGSTAFF

Mike NEU
QUARTERBACKS

A 13-year coaching veteran and former signal-caller with extensive experience coaching the position, Mike Neu will serve as the club's Quarterbacks Coach in 2014.

Neu, who served as an area scout with New Orleans from 2009-11, returns to the Saints after serving as Quarterbacks Coach at Tulane University from 2012-13. In addition to having five years of experience on the club's player personnel staff, Neu has also coached 13 years in college and the Arena Football League, including serving as the head coach of the AFL's New Orleans VooDoo from 2004-08.

In his first season with the Green Wave in 2012, Neu tutored current Saints signal-caller Ryan Griffin. Griffin started all nine games he played in and was an honorable mention All-Conference USA selection after completing 245-of-394 (62.2%) passes for 2,771 yards with 20 touchdowns and 11 interceptions, ranking second in the conference in passing yards per game (307.9). In 2013, he integrated both junior Nick Montana and redshirt freshman Devin Powell into the lineup as Tulane posted a 7-6 overall record and played in the 2013 R+L Carriers New Orleans Bowl, their first postseason appearance in 11 years. Powell earned Conference USA Offensive Player of the Week Honors for his performance in Tulane's 36-33 overtime win over East Carolina on October 12 when he started due to an injury to Montana and completed 23-of-39 passes for 224 yards with two touchdowns.

Prior to joining the Tulane coaching staff, Neu spent eight years with the VooDoo and Saints organizations. Hired as head coach of the expansion VooDoo in 2003 by Saints Executive Vice President/General Manager Mickey Loomis, Neu posted an 11-5 record in the club's inaugural season and was named the league's Coach of the Year, compiling a 33-31 record in four seasons. He then evaluated college players in the northeast region for the club for three seasons. He worked in the Saints player personnel department from 2005-06, when the VooDoo suspended operations due to Hurricane Katrina.

Starting his coaching career as a graduate assistant at Ball State in 1994, Neu also served as offensive coordinator of the AFL Carolina Cobra's franchise and as head coach in 2002, in addition to serving as an assistant with the league's Nashville Kats franchise from 1998-99. He served as head coach of the af2 Augusta Stallions in 2000 where he was named the league's Coach of the Year.

An Indianapolis native, Neu was a four-year starter at quarterback for Ball State where he was named the MAC Most Valuable Player and Offensive Player of the

Year as a senior in 1993. A four-year starter for the Cardinals, Neu guided his squad to the conference championship as a senior and departed with school records in passing yards, attempts, completions and touchdown passes. He is a member of the school's Athletic Hall of Fame. He played professionally with the Canadian Football League's Calgary Stampeders and in the AFL for two seasons.

PLAYING CAREER: Ball State, 1990-93; Calgary Stampeders (Canadian Football League, 1995; Orlando Predators (Arena Football League), 1996; Nashville Kats (Arena Football League), 1997.
COACHING CAREER: Ball State, 1994; Nashville Kats (Arena Football League), 1998-99; Augusta Stallions (af2), 2000; Carolina Cobras (Arena Football League-Head Coach, 2002), 2001-02; New Orleans VooDoo (Arena Football League-Head Coach), 2004-08; Tulane, 2012-13; New Orleans Saints, 2014-.

Dan ROUSHAR

RUNNING BACKS

Dan Roushar, a 29-year coaching veteran, enters his second season as Running Backs Coach of the New Orleans Saints.

Under Roushar's guidance in 2013, the Saints running backs helped the team finish ranked fourth in the NFL in offense. Pierre Thomas (77) and Darren Sproles (71) became the first running back duo in franchise history to each record at least 70 receptions, as Thomas led the league among running backs and Sproles ranked fourth. Thomas led the team in rushing with 549 yards and finished with 1,062 total yards from scrimmage. Roushar also helped foster impressive development and late season production out of Mark Ingram and Khiry Robinson, who were the club's leading rushers in the postseason.

Roushar came to New Orleans following a six-year stint at Michigan State, the final two as offensive coordinator/tight ends coach. In 2012, the Spartans enjoyed a productive campaign running the ball as junior running back Le'Veon Bell won the Big Ten rushing title with 1,793 yards, the second-highest single-season total in MSU history as he was selected first-team All-Big Ten and a first-team All-American by CollegeFootballNews.com. The passing offense ranked fourth in the conference. In Roushar's first season as coordinator in 2011, the Spartans averaged 31.0 points per game, ranked third in the conference, setting school records for most points (434) and passing yards (3,535), while finishing second in net yardage (5,466). Prior to his promotion, Roushar served four seasons as the Spartans' offensive line coach.

In four seasons coaching the offensive front, Roushar's linemen earned All-Big Ten recognition on eight occasions. In 2010, the Spartans established their running identity early, rushing for more than 200 yards in five of the first six games. In 2009, his unit surrendered only 14 sacks, the fewest amount of any team in the conference. The previous year, the offensive line blocked for the nation's fourth-leading rusher in Javon Ringer, while allowing only 24 takedowns. Upon his arrival in East Lansing in 2007, Roushar had to juggle the starting lineup with eight different offensive line combinations, but he led his unit to be one of the most productive in the Big Ten as the Spartans ranked fourth in the conference and 25th in the NCAA in rushing with 198.2 yards per game.

Prior to arriving in East Lansing, Roushar served two seasons as offensive line coach at Cincinnati from 2005-06. A two-year letterman as a quarterback at Northern Illinois, he began his coaching career as a student assistant at his alma mater in 1984 and also spent time as an assistant at Butler (1986-92), Rhode Island (1993), Ball State (1994) and Illinois (1995-96). Roushar then spent six years as offensive line coach/offensive coordinator at Northern Illinois before returning to Champaign for a two-year stint in 2003.

PLAYING CAREER: Northern Illinois, 1982-83.
COACHING CAREER: Northern Illinois, 1984; Butler, 1986-92; Rhode Island, 1993; Ball State, 1994; Illinois, 1995-96; Northern Illinois, 1997-2002; Illinois, 2003-04; Cincinnati, 2005-06; Michigan State, 2007-12; New Orleans Saints, 2013-.

Carter SHERIDAN

OFFENSIVE ASSISTANT/ WIDE RECEIVERS

Sheridan enters his 11th season with the Saints and fifth in his current position. His responsibilities include quality control, scouting reports, passing game drawings, film breakdown, scheduling and playbook design, among other duties. He also works closely on a daily basis in meetings and practice with the wide receivers.

The New Orleans native played defensive back for Florida A&M from 1996-98 and graduated with a degree in business administration, earning a scholarship after a prep career at St. Augustine High School.

PLAYING CAREER: Florida A&M, 1996-98.
COACHING CAREER: New Orleans Saints, 2005-.



Frank SMITH

OFFENSIVE ASSISTANT/ OFFENSIVE LINE

Smith, a 10-year coaching veteran, joined the Saints in 2010 and assists the team's offensive staff in all aspects of game preparation while also working closely with Bret Ingalls in tutoring the offensive line.

Smith served on the coaching staff at Butler University from 2006-09. He tutored the Bulldog offensive line for his entire tenure in addition to handling offensive coordinator duties his final three seasons. Smith served as a graduate assistant at Miami (Ohio) University from 2004-05.

A three-year starter on the Miami offensive line from 2000-03, Smith graduated in 2004.

PLAYING CAREER: Miami (Ohio), 2000-03.
COACHING CAREER: Miami (Ohio), 2004-05; Butler, 2006-09; New Orleans Saints, 2010-.



Marcus UNGARO

DEFENSIVE ASSISTANT

Ungaro enters his eighth season with the Saints and fifth as a member of the coaching staff. He works with the club's defensive coaching staff by assisting with the playbook composition, scouting reports, film breakdown and practice drills. He started with the Saints as an intern in the communications department in 2007 and served as a video assistant from 2008-09.

Ungaro received a bachelor's degree in sports management from Washington State University. The native of Sammamish, Wash. previously played defensive back and was a member of the baseball team at Southwestern College (Chula Vista, Calif.).

PLAYING CAREER: Southwestern College, 2004-05.
COACHING CAREER: New Orleans Saints, 2010-.



Rob WENNING

STRENGTH AND CONDITIONING ASSISTANT

Rob Wenning enters his fifth season helping Head Strength and Conditioning Coach Dan Dalrymple and Assistant Strength and Conditioning Coach Charles Byrd in the implementation of the club's strength and conditioning program

Wenning came to the Saints after serving as a strength and conditioning graduate assistant at LSU from 2008-10 where he completed his master's degree in sports management. During his assistantship in Baton Rouge, he served as the primary strength coach for the swimming and diving and men's tennis teams while assisting with the football and baseball strength programs.

Prior to enrolling at LSU, the Coldwater, Ohio native served a football strength and conditioning internship at Ohio State University from 2007-08.

Wenning played on both the offensive line and at tight end at the University of Findlay (Ohio) from 2003-06, where he received a bachelor's degree in strength and conditioning.

PLAYING CAREER: University of Findlay, 2003-06.
COACHING CAREER: Ohio State, 2007-08; Louisiana State, 2008-10; New Orleans Saints, 2010-.

Brian YOUNG

DEFENSIVE ASSISTANT/ LINEBACKERS

In his sixth season as a member of the coaching staff, Young will help Assistant Head Coach/Linebackers Joe Vitt tutor the Saints linebackers for the third straight year.

Young joined the staff in 2009 after concluding a nine-year NFL career, where he appeared in 124 games and had 22.5 sacks and eight fumble recoveries. From 2004-08, he served as a valuable member of the Saints interior defensive line rotation, starting 58-of-64 contests.

Young played at Texas-El Paso from 1996-99. He was the Western Athletic Conference Defensive Player of the Year as a senior when he had a career-high 121 tackles and eight sacks. The El Paso native graduated with a bachelor's degree in criminal justice.

PLAYING CAREER: Texas El-Paso, 1996-99; St. Louis Rams, 2000-03; New Orleans Saints, 2004-08.
COACHING CAREER: New Orleans Saints, 2009-.



Jason MITCHELL

DIRECTOR OF COACHING ADMINISTRATION

Entering his eighth year in New Orleans, Jason Mitchell enters his first season as Director of Coaching Administration with the Saints in 2014. He is responsible for assisting Head Coach Sean Payton in organizing football operations for the club.

A member of the club's player personnel department for his first seven seasons with the club, Mitchell evaluated players from colleges throughout the Midwest as an area scout in 2013. Serving as the club's college scouting coordinator from 2007-12, Mitchell was responsible for maintaining the day-to-day operations of the college scouting department. He was also involved in the scouting and evaluation of college players nationally.

The Cresskill, N.J. native came to New Orleans after serving as the director of external operations at Rutgers University from 2005-07, after serving as an undergraduate recruiting assistant for the Scarlet Knights from 2001 until his graduation. He graduated from Rutgers University with a bachelor's degree in sports management in 2005.

COACHING CAREER: New Orleans Saints, 2014-.

PLAYERS



Terron ARMSTEAD

72

T

HEIGHT: 6-5 WEIGHT: 304
COLLEGE: ARKANSAS PINE-BLUFF
JOINED SAINTS: D3A-13
NFL EXPERIENCE: 2
BORN: 7/23/91

NFL CAREER – One of the club's two third round draft picks in 2013, Armstead took over the starting left tackle duties in week 16. In the final regular season contest and two playoff games, the Saints gave up only four sacks and averaged 129.7 yards per game on the ground.

CAREER TRANSACTIONS – Signed to a four-year contract, 5/9/13; Selected by New Orleans in the third round (75th overall) of the 2013 NFL Draft.

2013 – Played in six regular season games, including starting the final two at left tackle, where he also went on to open both playoff games…Replaced Charles Brown in the starting lineup at Carolina, Dec. 22…In final regular season contest and two playoff contests, was part of an offensive line that gave up only four sacks and averaged 129.7 yards per game rushing.

COLLEGE – Competed in football and track and field at Arkansas-Pine Bluff…Played in 37 career games, starting his final 32 contests at left tackle…Totaled 314 knockdowns, also working to become an eight-time champion for the track and field team and earned All-Southwestern Athletic Conference and All-American honors as a senior…Stood out at the Senior Bowl and impressed scouts by running the fastest 40-yard dash time (4.71) by an offensive lineman in the history of the NFL Scouting Combine….Named to FCS All-American first-team as senior and was a member of the All-American Sleeper Team compiled by *The NFL Draft Report*, earning All-SWAC honors for the third consecutive season…Opened all 12 games at left tackle and recorded 118 knockdowns and 47 TD-resulting blocks to help his team finish 10-2…Part of a line that only allowed 23 sacks and led league in rushing (200.3 ypg.)…Helped offense reach over 500 yards in three contests…Named by coaches to the All-SWAC first-team as junior as he opened 10 games at left tackle and produced 90 knockdowns and 10 TD blocks, ranked first for blocking efficiency in FCS ranks…As sophomore, opened 10 games at left tackle and received All-SWAC first-team honors in first year as starter…Blocked for an offense ranked second in SWAC (385.2 ypg.)…Part of a line that only allowed only 28 sacks and paved the way for four outputs of more than 450 yards…As freshman, played in five contests while being subbed in and out with the first and second teams…Majored in industrial technology with an emphasis in technology engineering.

PERSONAL – Attended Cahokia (Ill.) HS…Grew from a 6-2, 250-pound offensive lineman as a junior to a 6-4, 300-pound senior…Led Comanches to an 11-

2 record and league title as an All-Southern Seven Conference and All-Class 5A selection as senior…Also competed in track and field and was named the *News-Democrat Class* 1A-2A track and field Athlete of the Year while also earning a state title…Has visited pediatric and cancer infusion patients at Ochsner Medical Center...Along with teammates, donated funding and helped distribute 1,000 Thanksgiving meals to local families in need at Dryades YMCA…Also participated in an NFL Play 60 Super School visit at Green Park Elementary in Metairie, participating with students during their Play 60 Ultimate Physical Education Class…Born July 23, 1991.

TERRON ARMSTEAD

Games Played/Started: New Orleans — (2013, 6/2) **Totals: 6/2**

POSTSEASON
Games Played/Started: New Orleans — (2013, 2/2) **Totals: 2/2**



Champ BAILEY

27
CB

HEIGHT: 6-0 WEIGHT: 192
COLLEGE: GEORGIA
JOINED SAINTS: FA-14
NFL EXPERIENCE: 16
BORN: 6/22/78

NFL CAREER – A 15-year NFL veteran and member of the 2000's All-Decade Team, Champ Bailey joined the New Orleans Saints in the offseason, bringing a combination of experience, production and leadership to the club's secondary. Overall, Bailey has appeared in 215 career regular season games with 212 starts, totaling 983 tackles (837 solo), 52 interceptions, 235 passes defensed, three sacks, nine forced fumbles and five fumble recoveries. His 52 interceptions represent the most among active NFL cornerbacks and his 235 passes defensed lead all active players. He has also started 10-of-11 career postseason games, recording 34 tackles (30 solo), two interception returns for 105 yards and 10 passes defensed. Bailey's 12 career Pro Bowl selections trail only Ray Lewis and Reggie White (13) among defensive players in NFL history.

CAREER TRANSACTIONS – Agreed to terms with New Orleans on a two-year contract, 4/4/14; Released by Denver Broncos, 3/6/14; Re-signed by Denver to a four-year contract, 2/22/11; Signed by Denver, 3/22/04; Acquired by Denver from Washington Redskins with a second round draft pick in exchange for running back Clinton Portis, 3/4/04; Signed franchise tender with Washington, 2/23/04; Designated franchise player by Washington, 2/18/04; Signed by Washington to a five-year contract, 7/24/99; Selected by Washington in the first round (seventh overall) of 1999 NFL Draft.

HONORS – **2012:** Pro Bowl starter; *AP* second-team All-Pro; USA Football All-Fundamentals Team; **2011:** Pro Bowl; Darrent Williams Good Guy Award (Cooperation with Denver media); *The Sporting News* 100 Greatest Players (No. 76); **2010:** Pro Bowl; Defensive team captain; NFL All-Decade Team (2000's-Pro Football Hall of Fame Selection Committee); *The Sporting News* 100 Greatest Players (No. 59); USA Football/NFLPA All-Fundamentals Team; Denver Athletic Club Athlete of the Year; **2009:** Team captain; Pro Bowl; *The Sporting News* 100 Greatest Players (No. 26); *The Sporting News* All-Pro; *AP* second-team All-Pro; AFC Defensive Player of the Week (Week 4); Broncos Walter Payton Man of the Year; **2008:** Broncos Walter Payton Man of the Year; **2007:** Pro Bowl starter; *AP* second-team All-Pro; **2006:** Pro Bowl starter; *AP* first-team All-Pro; *Pro Football Weekly*/PFWA All-Pro & All-AFC; *The Sporting News* and *Sports Illustrated* (Dr. Z) All-Pro; Colorado Sports Hall of Fame Pro Athlete of the Year; AFC Defensive Player of the Month (October); **2005:** Pro Bowl starter; AFC Defensive Player of the Month (November); *AP* first-team All-Pro; *Pro Football Weekly*/PFWA All-NFL and All-AFC; *The Sporting News* and *USA Today* All-Pro; Colorado Sports Hall of Fame Pro Athlete of the Year; **2004:** Pro Bowl starter; *AP* first-team All-Pro; *Pro Football Weekly*/PFWA All-NFL and All-AFC; *The Sporting News* All-Pro; **2003:** Pro Bowl starter *AP* second-team All-Pro; **2002:** Pro Bowl starter; **2001:** Pro Bowl **2000:** Pro Bowl starter; *AP* second-team All-Pro; Quarterback Club Redskins Player of the Year; **1999:** *Pro Football Weekly*/PFWA All-Rookie; NFL Defensive Rookie of the Month (October); NFC Defensive Player of the Week (Week 6).

2013 – Appeared in five regular season games with three starts for Denver, missing 11 games (foot). Posted 14 tackles (12 solo) and three passes defensed… Appeared in all three postseason games with two starts, including Super Bowl XLVIII, and recorded 11 solo tackles. **2012** – Played all 16 games for the ninth time in his career and was named a starter for his 12th Pro Bowl-a record for selections by a DB. Earned second-team All-Pro from the *AP* and was named to USA Football All-Fundamentals Team...Ranked fifth on the team with 66 tackles (61 solo) to go along with two interception returns for 18 yards and nine passes defensed...Did not start a game for first time as Denver's defense opened in a goal-line package at Atlanta, Sept. 17...Intercepted quarterback Andy Dalton's pass, setting up a Broncos touchdown that gave Denver a 31-20 lead late in the fourth quarter at Cincinnati, Nov. 4...Led the team with six tackles and broke up quarterback Joe Flacco's third-down pass in the third quarter at Baltimore, Dec. 16...Started Denver's AFC Divisional Playoff Game vs. Baltimore, 1/12/13 and made two tackles to go with one pass breakup. **2011** – Started all 13 games he played in the regular season and was selected to his 11th career Pro Bowl after totaling 39 tackles (35 solo), two interceptions, 10 passes defensed and one forced fumble...Started both of Denver's postseason games and recorded five tackles (3 solo) to go along with three passes defensed...Registered fifth career multi interception game at Oakland, Nov. 6, picking off Carson Palmer twice in Denver's 38-24 win...Tied postseason career-high with three passes defensed in AFC Wild Card Playoff vs. Pittsburgh, 1/8/12. **2010** – Selected to his 10th career Pro Bowl—a record for NFL cornerbacks—after starting all 15 games he played in

CAREER GAME BY GAME

DEFENSE

2013		GP	ST	SOLO	AST	TOT	SACK/YDS		INT/YDS		PD	FF	FR
9/5	BAL						Inactive (foot)						
9/15	@NYG						Inactive (foot)						
9/23	OAK						Inactive (foot)						
9/29	PHI						Inactive (foot)						
10/6	@DAL						Inactive (foot)						
10/13	JAX	X	X	5	1	6	0	0	0	0	3	0	0
10/20	@IND	X	X	1	1	2	0	0	0	0	0	0	0
10/27	WAS						Inactive (foot)						
11/10	@SD						Inactive (foot)						
11/17	KC						Inactive (foot)						
11/24	@NE						Inactive (foot)						
12/1	@KC	X	X	4	0	4	0	0	0	0	0	0	0
12/8	TEN						Inactive (foot)						
12/12	SD						Inactive (foot)						
12/22	@HOU	X		1	0	1	0	0	0	0	0	0	0
12/29	@OAK	X		1	0	1	0	0	0	0	0	0	0
2013 Season		**5**	**3**	**12**	**2**	**14**	**0**	**0**	**0**	**0**	**3**	**0**	**0**

2012		GP	ST	SOLO	AST	TOT	SACK/YDS		INT/YDS		PD	FF	FR
9/9	PIT	X	X	1	0	1	0	0	0	0	1	0	0
9/17	@ATL	X		3	1	4	0	0	0	0	0	0	0
9/23	HOU	X	X	1	0	1	0	0	0	0	0	0	0
9/30	OAK	X	X	5	0	5	0	0	0	0	1	0	0
10/7	@NE	X	X	3	1	4	0	0	0	0	0	0	0
10/15	@SD	X	X	4	0	4	0	0	0	0	0	0	0
10/28	NO	X	X	6	0	6	0	0	0	0	2	0	0
11/4	@CIN	X	X	5	1	6	0	0	1	0	1	0	0
11/11	@CAR	X	X	3	0	3	0	0	0	0	0	0	0
11/18	SD	X	X	8	0	8	0	0	0	0	0	0	0
11/25	@KC	X	X	6	0	6	0	0	0	0	1	0	0
12/2	TB	X	X	3	1	4	0	0	0	0	1	0	0
12/6	@OAK	X	X	2	0	2	0	0	1	18	1	0	0
12/16	@BAL	X	X	6	0	6	0	0	0	0	1	0	0
12/23	CLE	X	X	2	1	3	0	0	0	0	0	0	0
12/30	KC	X	X	3	0	3	0	0	0	0	0	0	0
2012 Season		**16**	**15**	**61**	**5**	**66**	**0**	**0**	**2**	**18**	**9**	**0**	**0**

2011		GP	ST	SOLO	AST	TOT	SACK/YDS		INT/YDS		PD	FF	FR
9/12	OAK	X	X	5	0	5	0	0	0	0	0	0	0
9/18	CIN						Inactive (hamstring)						
9/25	@TEN						Inactive (hamstring)						
10/2	@GB						Inactive (hamstring)						
10/9	SD	X	X	4	1	5	0	0	0	0	1	0	0
10/23	@MIA	X	X	3	1	4	0	0	0	0	0	0	0
10/30	DET	X	X	2	0	2	0	0	0	0	1	0	0
11/6	@OAK	X	X	2	0	2	0	0	2	0	2	1	0
11/13	@KC	X	X	2	0	2	0	0	0	0	0	0	0
11/17	NYJ	X	X	3	1	4	0	0	0	0	1	0	0
11/27	@SD	X	X	4	0	4	0	0	0	0	0	0	0
12/4	@MIN	X	X	2	1	3	0	0	0	0	1	0	0
12/11	CHI	X	X	2	0	2	0	0	0	0	0	0	0
12/18	NE	X	X	0	0	0	0	0	0	0	0	0	0
12/24	@BUF	X	X	3	0	3	0	0	0	0	2	0	0
1/1	KC	X	X	3	0	3	0	0	0	0	2	0	0
2011 Season		**13**	**13**	**35**	**4**	**39**	**0**	**0**	**2**	**0**	**10**	**1**	**0**

and totaling 45 tackles (41 solo), one sack, two interceptions and 13 passes defensed...Named a defensive captain prior to the season...Earned a spot on the USA Football/NFLPA All- Fundamentals Team for his skill in playing the ball... Recorded one assisted tackle, one interception and two passes defensed vs. Seat-

CAREER GAME BY GAME

DEFENSE

2010		GP	ST	SOLO	AST	TOT	SACK/YDS		INT/YDS		PD	FF	FR
9/12	@JAX	X	X	2	0	2	0	0	0	0	0	0	0
9/19	SEA	X	X	0	1	1	0	0	1	0	2	0	0
9/26	IND	X	X	4	0	4	0	0	0	0	2	0	0
10/3	@TEN	X	X	1	0	1	0	0	0	0	0	0	0
10/10	@BAL	X	X	1	1	2	0	0	0	0	1	0	0
10/17	NYJ	X	X	3	1	4	0	0	0	0	1	0	0
10/24	OAK	X	X	1	0	1	0	0	0	0	1	0	0
10/31	@SF	X	X	5	0	5	0	0	0	0	0	0	0
11/14	KC	X	X	9	1	10	0	0	0	0	1	0	0
11/22	@SD	X	X	3	0	3	0	0	1	0	1	0	0
11/28	StL	X	X	3	0	3	0	0	0	0	1	0	0
12/5	@KC	X	X	4	0	4	1	9	0	0	1	0	0
12/12	@ARZ	X	X	3	0	3	0	0	0	0	2	0	0
12/19	@OAK	X	X	2	0	2	0	0	0	0	0	0	0
12/26	HOU	X	X	0	0	0	0	0	0	0	0	0	0
1/2	SD						Inactive (ankle)						
2010 Season		15	15	41	4	45	1	9	2	0	13	0	0

2009		GP	ST	SOLO	AST	TOT	SACK/YDS		INT/YDS		PD	FF	FR
9/13	@CIN	X	X	1	6	7	0	0	0	0	1	0	0
9/20	CLE	X	X	5	0	5	0	0	0	0	1	0	0
9/27	@OAK	X	X	1	0	1	0	0	0	0	0	0	0
10/4	DAL	X	X	8	0	8	0	0	1	3	4	0	0
10/11	NE	X	X	2	0	2	0	0	0	0	1	0	0
10/19	@SD	X	X	7	0	7	0	0	0	0	1	1	0
11/1	@BAL	X	X	3	0	3	0	0	0	0	0	0	0
11/9	PIT	X	X	10	2	12	0	0	0	0	0	0	0
11/15	@WAS	X	X	2	2	4	0	0	0	0	0	0	0
11/22	SD	X	X	6	0	6	0	0	0	0	0	0	0
11/26	NYG	X	X	4	0	4	0	0	0	0	2	0	0
12/6	@KC	X	X	1	0	1	0	0	0	0	0	0	0
12/13	@IND	X	X	3	0	3	0	0	0	0	0	0	0
12/20	OAK	X	X	4	0	4	0	0	1	11	2	0	0
12/27	@PHI	X	X	3	0	3	0	0	1	4	1	0	0
1/3	KC	X	X	2	0	2	0	0	0	0	2	0	0
2009 Season		16	16	62	10	72	0	0	3	18	15	1	0

2008		GP	ST	SOLO	AST	TOT	SACK/YDS		INT/YDS		PD	FF	FR
9/8	@OAK	X	X	2	1	3	0	0	0	0	0	1	0
9/14	SD	X	X	6	1	7	0	0	1	0	1	0	0
9/21	NO	X	X	1	1	2	0	0	0	0	1	0	0
9/28	@KC	X	X	6	3	9	0	0	0	0	0	1	0
10/5	TB	X	X	6	0	6	0	0	0	0	0	0	0
10/12	JAX	X	X	8	0	8	0	0	0	0	0	0	0
10/20	@NE	X	X	0	2	2	0	0	0	0	2	0	0
11/2	MIA						Inactive (groin)						
11/6	@CLE						Inactive (groin)						
11/16	@ATL						Inactive (groin)						
11/23	OAK						Inactive (groin)						
11/30	@NYJ						Inactive (groin)						
12/7	KC						Inactive (groin)						
12/14	@CAR						Inactive (groin)						
12/21	BUF	X	X	10	0	10	1	5	0	0	0	1	0
12/28	@SD	X	X	6	3	9	0	0	0	0	0	0	0
2008 Season		9	9	45	11	56	1	5	1	0	4	3	0

tle, Sept. 19…Recorded three solo tackles, one interception and one pass defensed at San Diego, Nov. 22…Held Pro Bowl wide receiver Dwayne Bowe to zero catches and drew an offensive pass interference penalty in three targets at Kansas City, Dec. 5 as he also posted a sack. **2009** – Voted a team captain by his team-

CAREER GAME BY GAME

DEFENSE

2007		GP	ST	SOLO	AST	TOT	SACK/YDS		INT/YDS		PD	FF	FR
9/9	@BUF	X	X	3	2	5	0	0	0	0	0	0	0
9/16	OAK	X	X	3	0	3	0	0	1	0	1	0	0
9/23	JAX	X	X	6	1	7	0	0	0	0	0	0	0
9/30	@IND	X	X	8	0	8	0	0	0	0	0	0	0
10/7	SD	X	X	4	1	5	0	0	0	0	0	0	0
10/21	PIT						Inactive (quad)						
10/29	GB	X	X	7	1	8	0	0	0	0	3	0	0
11/4	@DET	X	X	2	3	5	0	0	0	0	0	0	0
11/11	@KC	X	X	3	0	3	0	0	1	3	1	0	0
11/19	TEN	X	X	2	3	5	0	0	0	0	1	0	0
11/25	@CHI	X	X	2	0	2	0	0	0	0	0	0	0
12/2	@OAK	X	X	4	0	4	0	0	0	0	1	0	0
12/9	KC	X	X	4	0	4	0	0	1	0	2	0	0
12/13	@HOU	X	X	5	2	7	0	0	0	0	2	0	0
12/24	@SD	X	X	8	0	8	0	0	0	0	1	0	0
12/30	MIN	X	X	7	0	7	0	0	0	0	2	0	0
2007 Season		**15**	**15**	**68**	**13**	**81**	**0**	**0**	**3**	**3**	**14**	**0**	**0**

2006		GP	ST	SOLO	AST	TOT	SACK/YDS		INT/YDS		PD	FF	FR
9/10	@StL	X	X	9	1	10	0	0	0	0	0	0	0
9/17	KC	X	X	9	0	9	0	0	0	0	0	0	0
9/24	@NE	X	X	1	0	1	0	0	0	0	1	0	0
10/9	BAL	X	X	4	2	6	0	0	1	0	3	0	0
10/15	OAK	X	X	5	2	7	0	0	1	0	2	0	0
10/22	@CLE	X	X	2	0	2	0	0	1	30	3	0	0
10/29	IND	X	X	3	3	6	0	0	0	0	1	0	0
11/5	@PIT	X	X	8	2	10	0	0	2	5	6	0	0
11/12	@OAK	X	X	9	0	9	0	0	0	0	1	0	0
11/19	SD	X	X	4	1	5	0	0	0	0	1	0	0
11/23	@KC	X	X	7	0	7	0	0	0	0	2	0	0
12/3	SEA	X	X	6	1	7	0	0	1	0	2	0	0
12/10	@SD	X	X	2	0	2	0	0	0	0	0	0	0
12/17	@ARZ	X	X	3	1	4	0	0	2	37	4	0	0
12/24	CIN	X	X	6	1	7	0	0	1	20	2	0	1
12/31	SF	X	X	6	0	6	0	0	1	70	2	0	0
2006 Season		**16**	**16**	**84**	**14**	**98**	**0**	**0**	**10**	**162**	**30**	**0**	**1**

2005		GP	ST	SOLO	AST	TOT	SACK/YDS		INT/YDS		PD	FF	FR
9/11	@MIA	X	X	7	0	7	0	0	1	11	2	1	0
9/18	SD	X	X	3	1	4	0	0	1	25	1	0	0
9/26	KC	X	X	2	1	3	0	0	0	0	2	0	0
10/2	@JAX						Inactive (hamstring)						
10/9	WAS						Inactive (hamstring)						
10/16	NE	X	X	1	1	2	0	0	0	0	0	0	0
10/23	@NYG	X	X	3	1	4	0	0	1	0	5	0	0
10/30	PHI	X	X	2	0	2	0	0	1	18	1	0	0
11/13	@OAK	X	X	8	2	10	0	0	0	0	1	0	0
11/20	NYJ	X	X	3	1	4	0	0	1	0	2	0	0
11/24	@DAL	X	X	7	0	7	0	0	1	65	3	0	0
12/4	@KC	X	X	1	1	2	0	0	1	10	2	0	0
12/11	BAL	X	X	7	2	9	0	0	1	10	3	1	0
12/17	@BUF	X	X	5	0	5	0	0	0	0	1	0	0
12/24	OAL	X	X	4	0	4	0	0	0	0	3	0	0
12/31	@SD	X	X	9	0	9	0	0	0	0	2	0	0
2005 Season		**14**	**14**	**62**	**10**	**72**	**0**	**0**	**8**	**139**	**28**	**2**	**0**

mates and selected to his ninth Pro Bowl at cornerback, started all 16 games and finished fourth on the Broncos with 72 tackles (62 solo) while adding three interceptions, 15 passes defensed and a forced fumble. Earned second consecutive Walter Payton NFL Man of the Year nomination by his team. Was the most tar-

CAREER GAME BY GAME

DEFENSE

2004		GP	ST	SOLO	AST	TOT	SACK/YDS		INT/YDS		PD	FF	FR
9/12	KC	X	X	4	1	5	0	0	1	0	3	0	0
9/19	@JAX	X	X	5	0	5	0	0	0	0	0	0	0
9/26	SD	X	X	4	2	6	0	0	0	0	1	0	0
10/3	@TB	X	X	3	1	4	0	0	0	0	0	0	0
10/10	CAR	X	X	4	1	5	0	0	0	0	0	0	0
10/17	@OAK	X	X	4	0	4	0	0	0	0	0	0	0
10/25	@CIN	X	X	8	1	9	0	0	1	0	1	0	0
10/31	ATL	X	X	6	0	6	0	0	0	0	0	0	0
11/7	HST	X	X	5	0	5	0	0	0	0	0	0	0
11/21	@NO	X	X	11	2	13	0	0	1	0	2	0	0
11/28	OAK	X	X	0	0	0	0	0	0	0	0	0	0
12/5	@SD	X	X	6	0	6	0	0	0	0	1	0	0
12/12	MIA	X	X	3	0	3	0	0	0	0	2	0	0
12/19	@KC	X	X	3	1	4	0	0	0	0	1	0	0
12/25	@TEN	X	X	1	0	1	0	0	0	0	1	0	0
1/2	IND	X	X	7	1	8	0	0	0	0	1	0	0
2004 Season		16	16	74	10	84	0	0	3	0	13	0	0

2003		GP	ST	SOLO	AST	TOT	SACK/YDS		INT/YDS		PD	FF	FR
9/4	NYJ	X	X	3	1	4	0	0	0	0	0	0	0
9/14	@ATL	X	X	3	0	3	0	0	0	0	2	0	0
9/21	NYG	X	X	4	2	6	0	0	0	0	5	0	0
9/28	NE	X	X	6	0	6	0	0	1	0	1	1	0
10/5	@PHI	X	X	8	0	8	0	0	0	0	0	0	0
10/12	TB	X	X	1	1	2	0	0	0	0	0	0	0
10/19	@BUF	X	X	6	0	6	0	0	0	0	0	0	0
11/2	@DAL	X	X	2	1	3	0	0	0	0	1	0	0
11/9	SEA	X	X	2	3	5	0	0	0	0	0	0	0
11/16	@CAR	X	X	9	0	9	0	0	0	0	2	0	1
11/23	@MIA	X	X	4	0	4	0	0	0	0	1	0	0
11/30	NO	X	X	4	0	4	0	0	0	0	1	0	0
12/7	@NYG	X	X	1	1	2	0	0	1	2	1	0	1
12/14	DAL	X	X	3	0	3	0	0	0	0	2	0	0
12/21	@CHI	X	X	1	1	2	0	0	0	0	0	0	0
12/27	PHI	X	X	4	1	5	0	0	0	0	1	0	0
2003 Season		16	16	61	11	72	0	0	2	2	17	1	2

2002		GP	ST	SOLO	AST	TOT	SACK/YDS		INT/YDS		PD	FF	FR
9/8	ARZ	X	X	6	1	7	0	0	1	2	1	0	0
9/16	PHI	X	X	6	0	6	0	0	0	0	0	0	0
9/22	@SF	X	X	2	2	4	0	0	1	0	3	0	0
10/6	@TEN	X	X	6	0	6	0	0	1	0	2	0	0
10/13	NO	X	X	3	1	4	0	0	0	0	0	0	0
10/20	@GB	X	X	5	0	5	0	0	0	0	2	0	0
10/27	IND	X	X	3	0	3	0	0	0	0	0	0	0
11/3	@SEA	X	X	5	1	6	0	0	0	0	2	0	0
11/10	@JAX	X	X	5	2	7	0	0	0	0	0	0	0
11/17	@NYG	X	X	6	2	8	0	0	0	0	7	0	0
11/24	StL	X	X	5	4	9	0	0	0	0	1	0	0
11/28	@DAL	X	X	4	1	5	0	0	0	0	3	0	0
12/8	NYG	X	X	5	2	7	0	0	0	0	2	0	0
12/15	@PHI	X	X	3	0	3	0	0	0	0	0	0	0
12/22	HOU	X	X	2	1	3	0	0	0	0	3	0	0
12/29	DAL	X	X	1	0	1	0	0	0	0	2	0	0
2002 Season		16	16	67	17	84	0	0	3	2	28	0	0

geted (98) defensive player in the league to not allow a touchdown...Helped Denver's pass defense rank third in the NFL, allowing only 186.3 passing yards per game...Named AFC Defensive Player of the Week after posting eight tackles, one interception and four pass breakups vs. Dallas, Oct. 4. **2008** – Had 56 tackles

CAREER GAME BY GAME

DEFENSE

2001		GP	ST	SOLO	AST	TOT	SACK/YDS		INT/YDS		PD	FF	FR
9/9	@SD	X	X	4	0	4	0	0	1	5	1	0	1
9/24	@GB	X	X	3	0	3	0	0	0	0	1	0	0
9/30	KC	X	X	4	0	4	0	0	0	0	2	0	0
10/7	@NYG	X	X	3	1	4	0	0	0	0	0	1	0
10/15	@DAL	X	X	1	0	1	0	0	0	0	0	0	0
10/21	CAR	X	X	5	0	5	0	0	0	0	0	0	0
10/28	NYG	X	X	1	0	1	0	0	0	0	3	0	0
11/4	SEA	X	X	0	0	0	0	0	1	0	2	0	0
11/18	@DEN	X	X	2	0	2	0	0	0	0	0	0	0
11/25	@PHI	X	X	5	0	5	0	0	0	0	3	0	0
12/2	DAL	X	X	5	0	5	0	0	0	0	0	0	0
12/9	@ARZ	X	X	3	0	3	0	0	0	0	1	0	0
12/16	PHI	X	X	2	1	3	0	0	0	0	0	0	0
12/23	CHI	X	X	6	0	6	0	0	0	0	1	0	0
12/30	@NO	X	X	4	0	4	0	0	1	12	3	0	0
1/6	ARZ	X	X	1	0	1	0	0	0	0	1	0	0
2001 Season		16	16	49	2	51	0	0	3	17	18	1	1

2000		GP	ST	SOLO	AST	TOT	SACK/YDS		INT/YDS		PD	FF	FR
9/3	CAR	X	X	8	0	8	0	0	0	0	1	0	0
9/10	@DET	X	X	1	1	2	0	0	2	0	2	0	0
9/18	DAL	X	X	2	0	2	0	0	0	0	0	0	1
9/24	@NYG	X	X	6	1	7	0	0	0	0	1	0	0
10/1	TB	X	X	4	1	5	0	0	0	0	0	0	0
10/8	@PHI	X	X	2	1	3	0	0	0	0	0	0	0
10/15	BAL	X	X	1	1	2	0	0	0	0	0	0	0
10/22	@JAX	X	X	5	3	8	0	0	0	0	1	0	0
10/30	TEN	X	X	1	2	3	0	0	0	0	1	0	0
11/5	@ARZ	X	X	2	1	3	0	0	0	0	1	0	0
11/20	@StL	X	X	1	0	1	0	0	1	48	1	0	0
11/26	PHI	X	X	3	1	4	0	0	1	0	1	0	0
12/3	NYG	X	X	4	1	5	0	0	0	0	1	0	0
12/10	@DAL	X	X	2	1	3	0	0	0	0	0	0	0
12/16	@PIT	X	X	5	0	5	0	0	0	0	0	0	0
12/24	ARZ	X	X	5	0	5	0	0	1	0	4	0	0
2000 Season		16	16	52	14	66	0	0	5	48	14	0	1

1999		GP	ST	SOLO	AST	TOT	SACK/YDS		INT/YDS		PD	FF	FR
9/12	DAL	X	X	4	2	6	0	0	1	4	1	0	0
9/19	@NYG	X	X	7	1	8	0	0	0	0	0	0	0
9/26	@NYJ	X	X	5	0	5	0	0	0	0	2	0	0
10/3	CAR	X	X	6	2	8	0	0	0	0	2	0	0
10/17	@ARZ	X	X	2	2	4	0	0	3	51	3	0	0
10/24	@DAL	X	X	2	0	2	0	0	0	0	0	0	0
10/31	CHI	X	X	7	1	8	0	0	0	0	1	0	0
11/7	BUF	X	X	3	1	4	0	0	0	0	0	0	0
11/14	@PHI	X	X	2	0	2	1	12	0	0	1	0	0
11/21	NYG	X	X	3	1	4	0	0	0	0	2	0	0
11/28	PHI	X	X	3	1	4	0	0	0	0	0	0	0
12/5	@DET	X	X	4	2	6	0	0	0	0	1	0	0
12/12	ARZ	X	X	2	1	3	0	0	1	0	1	0	0
12/19	@IND	X	X	4	1	5	0	0	0	0	1	0	0
12/26	@SF	X	X	3	1	4	0	0	0	0	2	0	0
1/2	MIA	X	X	7	3	10	0	0	0	0	2	0	0
1999 Season		16	16	64	19	83	1	12	5	55	19	0	0

(45 solo), one interception, four passes defensed, a team-high three forced fumbles and one sack, starting all nine games he appeared in for Denver...The Broncos' Walter Payton NFL Man of the Year nominee...Injured his groin in the first half on Monday Night Football at New England, Oct. 20, and was declared inac-

tive for seven consecutive games before playing in the final two contests...Started alongside his brother, linebacker Boss Bailey, vs. San Diego, Sept. 14, for the first time since his final season at Georgia in 1998...Added his second career sack vs. Buffalo, Dec. 21. **2007** – Earned his eighth consecutive Pro Bowl selection along with second-team *AP* All-Pro honors with Denver, starting all 15 games played and tying for third on the club (first among DBs) with 81 tackles (68 solo). Added three interception returns for three yards and 14 passes defensed in addition to five special teams stops. Called for just one penalty for five yards on season. **2006** – Started all 16 games for Denver and posted career-bests in tackles (98), interceptions (10) and passes defensed (30). Earned consensus first-team *AP* All-Pro honors for third consecutive season and chosen to play in the Pro Bowl for seventh year in a row. Placed second in the *AP*'s NFL Defensive Player of the Year voting. Led NFL with 11 takeaways. 10 interceptions marked second-best single-season total in club annals and tied for NFL lead. Earned AFC Defensive Player of the Month for the second time in career when he was recognized for his play in October when he posted three interceptions, 20 tackles (13 solo) and nine passes defensed that month. **2005** – Started all 14 games he played in and finished fourth on Broncos with 72 tackles (62 solo) while leading team with eight interceptions (139 yds.) and 28 passes defensed. Earned first-team *AP* All-Pro and Pro Bowl honors, helping Denver win division and advance to AFC Championship. Tied for fourth in the league with eight interceptions. Returned two of his interceptions for touchdowns to become sixth player in team annals to return two interceptions for scores in single season. Had at least one interception in team-record five consecutive games midway through year and also forced two fumbles. Totaled one interception in each of the Broncos' three November contests to earn AFC Defensive Player of the Month…In AFC Divisional Playoff vs. New England, 1/14/06, the Patriots were driving for a potential go-ahead score in the third quarter when Bailey intercepted Tom Brady's pass in the end zone and returned it 100 yards to the Patriots one-yard line, where he was stopped by Saints teammate Benjamin Watson to set up a Denver touchdown. The play marked the longest return in team annals as well as the longest non-scoring and second-longest interception return in NFL postseason history…Hamstring injury forced him to miss the first two contests of career (Games 4-5). **2004** – Started all 16 games with Broncos after being acquired from Washington in blockbuster offseason trade. Earned his fifth consecutive trip to the Pro Bowl and his first *AP* first-team All-Pro selection after a stellar campaign. Ranked fourth on team and led all Denver cornerbacks with 84 tackles (74 solo). Tallied team-high three picks along with 13 passes defensed while appearing on offense in three games (one catch for 11 yds. vs. Kansas City, Sept. 12)…In season opener vs. Kansas City, Sept. 12, posted five tackles, one interception, three passes defensed and his long reception of the season…Finished with nine tackles (eight solo), one interception and one pass defensed at Cincinnati, Oct. 25…Recorded a career-high 13 tackles (11 solo), one interception and two passes defensed at New Orleans, Nov. 21. **2003** – Earned his fourth consecutive trip to the Pro Bowl during his final season with Washington, starting all 16 games and finishing with 72 tackles (61 solo), two interceptions, two fumble recoveries and one forced fumble. Posted 17 passes defensed. **2002** – Registered 84 tackles (67 solo) and added three interception returns for

two yards as a 16-game starter for Redskins. Earned his third consecutive Pro Bowl berth. Credited with 28 passes defensed. Saw his first action on offense since 2000 vs. Philadelphia, Sept. 16…In opener vs. Arizona, Sept. 8, posted seven tackles (six solo), one interception and one pass defensed…Recorded four tackles (two solo), one interception and three passes defensed at San Francisco, Sept. 22…Finished with six solo tackles, had a pick for the second consecutive week and added two passes defensed at Tennessee, Oct. 6. **2001** – Started all 16 games for Washington and received Pro Bowl honors for second time. Finished fifth on Redskins in tackles (51) and tied for second in interceptions (3). Credited with team-high 18 passes defensed, a forced fumble and a fumble recovery…In opener at San Diego posted four solo tackles, one interception, a pass defensed and one fumble recovery…Made four tackles (three solo) and one forced fumble at N.Y. Giants, Oct. 7…Finished with an interception and two passes defensed vs. Seattle, Nov. 4…Recorded four solo tackles, one interception and three passes defensed at New Orleans, Dec. 30. **2000** – Voted a starting cornerback on NFC Pro Bowl team and helped anchor the NFL's second-ranked pass defense, totaling team highs in interceptions (five returns for 48 yards) and passes defensed (14). Totaled 66 tackles (52 solo) while starting all 16 games for Washington. Used on offense, catching three passes for 78 yards (26.0 avg.), including a long of 42, and rushing for one TD. Named The Quarterback Club Redskins Player of the Year. Started at CB and WR vs. Baltimore, Oct. 15…Made two tackles (one solo), two interceptions and two passes defensed at Detroit, Sept. 10. **1999** – Started all 16 games at cornerback and finished second on the Redskins in interceptions (5-55 yds.) while posting 83 tackles (64 solo), 19 pass breakups and one sack (12 yds.). Made 54 blocks and 14 stops (10 solo) on special teams. Honored by NFL as October Defensive Rookie of the Month...Picked off a Troy Aikman pass for first career interception vs. Dallas, Sept. 12...Named NFC Defensive Player of the Week after intercepting three passes at Arizona, Oct. 17, to become the youngest player in NFL history to perform such a feat.

COLLEGE – Regarded as one of college football's greatest multiple threats (offense, defense and special teams) in 33 career games (24 starts) at Georgia...Averaged 103.5 all-purpose yards per game and logged 957 plays (547 defense, 301 offense and 109 special teams) on his way to earning consensus All-America and first-team All-Southeastern Conference honors and claiming the Bronko Nagurski Award as nation's top defensive player during junior season... Had 52 tackles (four for losses), three interceptions, seven pass breakups, 47 receptions for 744 yards (15.8 avg.), five touchdowns, 16 carries for 84 yards, 12 kickoff returns for 261 yards and four punt returns for 49 yards as a junior.

PERSONAL – Attended Charlton County (Folkston, Ga.) HS, where he was a Class-A All-State selection while earning *USA Today* honorable mention All-America honors and second-team All-South accolades...Voted MVP in each of final three seasons...Rushed for 1,858 yards with 28 TDs, threw for 277 yards, averaged 33.3 yards on punts and totaled 37 tackles along with two interceptions as a senior...Ran for 3,573 career yards with 58 TDs, threw for 1,211 yards with 10 TDs, gained 5,855 total yards and scored 394 points...Also posted 80 tackles,

eight picks and four fumble recoveries...Honorable mention all-state selection in basketball and the state high jump champion as a junior...Set a school indoor long jump record of 25-10 3/4 feet to finish third at SEC Indoor Track and Field Championships as a junior at Georgia in 1998...Younger brother, Boss, was an All-SEC LB at Georgia and was selected by the Detroit Lions in the second round of the 2003 NFL Draft. Champ and Boss played together in Denver in 2008...Although given first name is Roland, Bailey was nicknamed "Champ" by his mother...Participated in a U.S. Air Force Thunderbirds ride along in 2012 and visited the Middle East as part of an NFL USO Tour in 2013...Roland "Champ" Bailey was born on June 22, 1978, in Fort Campbell, Ky., and was raised in Folkston, Ga.

CHAMP BAILEY

				TACKLES					INTERCEPTIONS					FUMBLES		
Year	**Team**	**GP**	**GS**	**Tot**	**Solo**	**Asst**	**Sk**	**Yds**	**No**	**Yds**	**Lg**	**TD**	**PD**	**FF**	**FR**	**Yds**
1999	Washington	16	16	83	64	19	1.0	12.0	5	55	59t	1	19	0	0	0
2000	Washington	16	16	66	52	14	0.0	0.0	5	48	48	0	14	0	1	0
2001	Washington	16	16	51	49	2	0.0	0.0	3	17	12	0	18	1	1	0
2002	Washington	16	16	84	67	17	0.0	0.0	3	2	2	0	28	0	0	0
2003	Washington	16	16	72	61	11	0.0	0.0	2	2	2	0	17	1	2	1
2004	Denver	16	16	84	74	10	0.0	0.0	3	0	0	0	13	0	0	0
2005	Denver	14	14	72	62	10	0.0	0.0	8	139	65t	2	28	2	0	0
2006	Denver	16	16	98	84	14	0.0	0.0	10	162	70t	1	30	0	1	4
2007	Denver	15	15	81	68	13	0.0	0.0	3	3	3	0	14	0	0	0
2008	Denver	9	9	56	45	11	1.0	5.0	1	0	0	0	4	3	0	0
2009	Denver	16	16	72	62	10	0.0	0.0	3	18	11	0	15	1	0	0
2010	Denver	15	15	45	41	4	1.0	9.0	2	0	0	0	13	0	0	0
2011	Denver	13	13	39	35	4	0.0	0.0	2	0	0	0	10	1	0	0
2012	Denver	16	15	66	61	5	0.0	0.0	2	18	18	0	9	0	0	0
2013	Denver	5	3	14	12	2	0.0	0.0	0	0	0	0	3	0	0	0
NFL Totals		**215**	**212**	**983**	**837**	**146**	**3.0**	**26.0**	**52**	**464**	**70t**	**4**	**235**	**9**	**5**	**5**

ADDITIONAL STATISTICS: Special Teams Tackles — (1999, 12); (2000, 4); (2003, 1); (2007, 5); (2008, 3); (2009, 2) **Total: 27; Miscellaneous Tackles —** (2000, 1) **Total: 1; Punt Returns —** (2000, 1 for 65 yds., includes a 54-yard. handoff, 1 FC); (2002, 24 for 238 yds., 9.9 avg., 4 FC, 39 LG) **Total: 25 for 303 yds., 12.1 avg., 5 FC, 54 LG); Kick Returns —** (2002, 1 for 17 yds.) **Total: 1 for 17 yds.; Receptions —** (2000, 3 for 78 yds., 26.0 avg., 42 LG); (2004, 1 for 11 yds., 11.0 avg., 11 LG) **Total: 4 for 89 yds., 22.3 avg., 42 LG; Rushes —** (2000, 1 for 7 yds., TD); (2002, 1 for 4 yds.) **Total: 2 for 11 yds., 5.5 avg., 7 LG, TD.**

CAREER HIGHS: Tackles — 13, at New Orleans (11/21/04); **Sacks —** 1 (3x), last at Kansas City (12/5/10); **Interceptions —** 3, at Arizona (10/17/99); **Passes Defensed —** 7, at N.Y. Giants (11/17/02); **Forced Fumbles —** 1 (9x), last at Oakland (11/6/11) **Fumble Recoveries —** 1 (5x), last vs. Cincinnati (12/24/06).

POSTSEASON

				TACKLES					INTERCEPTIONS					FUMBLES		
Year	**Team**	**GP**	**GS**	**Tot**	**Solo**	**Asst**	**Sk**	**Yds**	**No**	**Yds**	**Lg**	**TD**	**PD**	**FF**	**FR**	**Yds**
1999	Washington	2	2	4	4	0	0.0	0.0	1	5	5	0	2	0	0	0
2004	Denver	1	1	7	7	0	0.0	0.0	0	0	0	0	0	0	0	0
2005	Denver	2	2	5	3	2	0.0	0.0	1	100	100	0	4	0	0	0
2011	Denver	2	2	5	3	2	0.0	0.0	0	0	0	0	3	0	0	0
2012	Denver	1	1	2	2	0	0.0	0.0	0	0	0	0	1	0	0	0
2013	Denver	3	2	11	11	0	0.0	0.0	0	0	0	0	0	0	0	0
NFL Totals		**11**	**10**	**34**	**30**	**14**	**0.0**	**0.0**	**2**	**105**	**0**	**0**	**10**	**0**	**0**	**0**

POSTSEASON CAREER HIGHS: Tackles — 7, at Indianapolis (1/9/05); **Sacks —** 0; **Interceptions —** 1 (2x), last vs. New England (1/14/06); **Passes Defensed —** 3 (2x), last vs. Pittsburgh (1/8/12); **Forced Fumbles —** 0; **Fumble Recoveries —** 0.



Drew BREES

9
QB

HEIGHT: 6-0 WEIGHT: 209
COLLEGE: PURDUE
JOINED SAINTS: UFA-06 (SD)
NFL EXPERIENCE: 14
BORN: 1/15/79

NFL CAREER – Few players in the era of NFL free agency can rival the impact that Drew Brees has made on the New Orleans Saints since arriving in 2006 from the San Diego Chargers – leading the team to victory in Super Bowl XLIV and being named the contest's Most Valuable Player, earning *Associated Press* Offensive Player of the Year honors twice, *Sports Illustrated* Sportsman of the Year and *Associated Press* Male Athlete of the Year in 2010, being voted to the Pro Bowl seven times and shattering league and team passing records. He ranks among the league's elite quarterbacks, becoming only the second player in NFL history to throw for over 4,000 yards in eight-straight campaigns – including an NFL-record four 5,000-yard passing seasons, setting what was then the league single-season mark with 5,476 in 2011. Brees has also set three other single-season league records since joining the Saints: 300-yard passing games (13, 2011), completion percentage (71.2, 2011) and completions (468, 2011). His streak of 54 consecutive games with a touchdown pass shattered a mark that had stood since 1960. Last season, he was selected to his sixth consecutive Pro Bowl, eighth overall and seventh as a Saint, as he completed 446 of 650 passes (68.6%) for 5,162 yards with 39 touchdowns and a 104.7 passer rating, finishing among NFL leaders in all statistical categories. Since 2006, he leads the NFL with 38,733 passing yards, 4,990 attempts, 3,356 completions and 283 TD passes, all franchise marks. Brees' record as a starter for the Saints is 80-47 (.629) in the regular season and 6-4 (.600) in the postseason, also ranking as the winningest signal-caller in franchise annals. Brees also has thrown for over 300 yards in 71 games with the Saints, including 10 contests with over 400, ranked third in NFL record books. Overall in his 13-year NFL career, he's completed 4,481 of 6,799 passes (65.9%) for 51,081 yards, 363 touchdowns and a 95.3 passer rating. He's the league's second-most accurate passer all-time, ranks fourth in completions and touchdowns, fifth in yardage and owns the seventh-best passer rating. A pillar of the community, he's also received numerous accolades and awards for taking a leadership role off the field in the Gulf South community.

CAREER TRANSACTIONS – Agreed to terms on a five-year contract, 7/13/12; Designated Exclusive Rights Franchise Player, 3/3/12; Signed to six-year contract with Saints (UFA-SD), 3/16/06; Re-signed by San Diego Chargers to one-year contract as Franchise Player, 3/4/05; Designated Franchise Player by San Diego, 2/22/05; Signed by San Diego to a four-year contract, 8/7/01; Selected by San Diego in the second round (32nd overall) of 2001 NFL Draft.

HONORS – **2013:** Pro Bowl (captain); PFWA All-NFC; NFC Offensive Player

of the Week (Weeks 4, 8 and 17); FedEx Air Player of the Week (Weeks 4, 8, 10 and 17). **2012:** Pro Bowl; NFC Offensive Player of the Week (Week 5); GMC Never Say Never Moment of the Week (Week 5); FedEx Air Player of the Week (Week 7). **2011:** Pro Bowl; *Associated Press* NFL Offensive Player of the Year; *Sports Illustrated* NFL Offensive Player of the Year (Peter King); FedEx Air Player of the Year; Committee of 101 NFC Offensive Player of the Year; Bart Starr Award; *Sports Illustrated* (Peter King) All-Pro; Second-team *AP* All-Pro; NFC Offensive Player of the Month (December/January); GMC Never Say Never Moment of the Week (Week 3); NFC Offensive Player of the Week (Weeks 7, 12 and 16); Fed Ex Air Player of the Week (Weeks 12 and 16). **2010:** Pro Bowl; *Sports Illustrated* Sportsman of the Year; *AP* Male Athlete of the Year; *The Sporting News* 100

WORTH NOTING

Since joining the Saints in 2006, Brees has completed 3,356 of 4,990 passes (67.3%) for 38,733 yards with 283 touchdown passes and a 99.0 passer rating, leading the NFL in passing yardage, attempts, completions and scoring throws. Brees is the club's all-time leader in virtually every passing category.

Throwing for 5,162 yards in 2013, Brees became the only NFL player to throw for at least 5,000 yards in four seasons.

Greatest Players (No. 2). **2009:** Super Bowl XLIV MVP; Pro Bowl starter; *The Sporting News* Offensive Player of the Year; Maxwell Club Player of the Year; NFL Alumni – Quarterback of the Year; Committee of 101 NFC Offensive Player of the Year; PFWA Good Guy Award; *The Sporting News* 100 Greatest Players (No. 18); *The Sporting News* All-Pro; Second-team *AP* All-Pro; FedEx Air Player of the Year; USA Football All-Fundamentals Team; NFC Offensive Player of the Month (September); NFC Offensive Player of the Week (Weeks 1, 6 and 12); FedEx Air Player of the Week (Weeks 1, 2 and 6). **2008:** Pro Bowl; *AP* NFL Offensive Player of the Year; FedEx Air Player of the Year; Committee of 101 NFC Offensive Player of the Year; *Sports Illustrated* (Peter King) All-Pro; *The Sporting News* All-Pro; *Pro Football Weekly*/PFWA All-NFC; Second-team *AP* All-Pro; NFC Offensive Player of the Month (September); NFC Offensive Player of the Week (Weeks 6, 8 and 12); FedEx Air Player of the Week (Weeks 8 and 12). **2007:** *Pro Football Weekly*/PFWA Arthur S. Arkush Humanitarian Award; NFC Offensive Player of the Week (Weeks 8 and 14). **2006:** Pro Bowl starter; co-NFL Walter Payton Man of the Year; *AP* All-Pro; Maxwell Club Player of the Year; Committee of 101 NFC Offensive Player of the Year; PFWA George Halas Award; *Pro Football Weekly*/PFWA All-Pro & All-NFC; *The Sporting News* All-Pro; *USA Today* All-Pro; *Sports Illustrated* (Dr. Z) MVP; NFL FedEx Air Player of the Year; NFC Offensive Player of the Week (Weeks 9 and 14); FedEx Air Player of the Week (Weeks 9, 12 and 14); Jim Finks Good Guy Award (cooperation with local media). **2005:** AFC Offensive Player of the Week (Week 4); FedEx Air NFL Player of the Week (Week 9). **2004:** Pro Bowl; Comeback Player of the Year (*AP*, FoxSports.com and *Dallas Morning News*); Most Improved Player (CBSSportsline.com, *Pro Football Weekly* and *Sports Illustrated*); *Football Digest* All-Pro

(second-team); College & *Pro Football Newsweekly* All-Pro (second-team); AFC Offensive Player of the Week (Week 8); FedEx Air NFL Player of the Week (Weeks 8 and 9).

2013 – Selected by teammates as one of six season-long team captains. Opened all 16 regular season games for the 4th consecutive season and started both post-season contests. Completed 446 of 650 passes (68.6%) for 5,162 yards with 39 touchdowns and 12 interceptions to compile a 104.7 passer rating. Rushed 35 times for 52 yards with a career-high three touchdowns…Ranked second in NFL in completions, completion percentage, passing yardage and TD passes, fifth in third down passer rating (103.1) and sixth in passer rating…In opener vs. Atlanta, Sept. 8, posted a 113.6 passer rating and completed 26 of 35 (74.3%) passes for 357 yards with two touchdowns, including a 25-yard scoring throw to Marques Colston that made him the club's all-time receiving leader…Completed 26 of 46

WORTH NOTING

NFL RECORDS BREES HAS SET OR TIED SINCE JOINING THE SAINTS:

Completions in a season: 468, 2011
Games with over 300 yards passing in a season: 13, 2011
Consecutive games with 300 yards or more passing: 9 2x, (Nov. 13, 2011-Sept. 16, 2012 and Nov. 29, 2012-Sept. 30, 2013)
Most passing yards in a five-game span: 1,954, Oct. 29-Nov. 26, 2006
Completion percentage in a season: 71.2%, 2011
Most passing yards in a four-year span: 20,435, 2010-13
Most passing yards in a five-year span: 24,823, 2009-13
Consecutive games with a touchdown pass: 54, 2009-12

passes for 322 yards and one touchdown at Tampa Bay, Sept. 16. With Saints trailing 14-13 with 1:06 left, completed three-of-four throws on a drive that ended with a game-winning FG as time expired…Completed 29 of 46 passes for 342 yards and three touchdowns vs. Arizona, Sept. 22…Completed 30 of 39 (76.9%) passes for 413 yards, four touchdowns, no interceptions and a 144.5 rating vs. Miami, Sept. 30. In the contest, moved past Hall of Famer John Elway into fourth place in league records in completions and tied his own existing NFL mark for consecutive games with at least 300 yards passing (nine), capturing NFC Offensive Player of the Week honors…Completed 29-of-35 (82.9%) passes for 288 yards, two touchdowns, no interceptions and a 120.0 rating at Chicago, Oct. 6…Completed 17-of-36 passes for 236 yards, two touchdowns and an interception, with the 17 completions ending an NFL-record 57 consecutive games streak of at least 20 completions at New England, Oct. 13…Completed 26-of-34 passes (76.5%) for 332 yards, with five touchdowns and a 146.1 passer rating vs. Buffalo, Oct. 27…Completed 34 of 41 (82.9%) passes for 392 yards with four TDs, no interceptions and a 139.0 rating vs. Dallas, Nov. 10. He tied his own franchise record with 19 consecutive completions as he led the Saints to an NFL-record 40 first downs and franchise-record 625 net yards and he captured NFC Offensive Player of the Week honors for the second time of the season…Completed 30 of 43

(69.8%) passes for 305 yards and one touchdown in leading the Saints to a victory between NFC powerhouses as time expired vs. San Francisco, Nov. 17. After getting the ball back with 1:41 left at the New Orleans 40-yard line, Brees moved the team to set up the 31-yard game-winning field goal…Completed 23 of 33 (69.7%) passes for 278 yards, two touchdowns and a 115.5 rating in Thursday night win at Atlanta, Nov. 21. Moved past Hall of Famer Warren Moon for sole possession of fifth place in NFL history with 49,566 career passing yards…Completed 30 of 42 (71.4%) attempts for 313 yards, with 4 TD passes, 0 interceptions and a 124.4 passer rating vs. Carolina, Dec. 8. Gave Saints lead with a three-yard TD to Colston with 31 seconds remaining in the first half. With his 22-yard completion to Jimmy Graham, became only the fifth player in NFL history to throw for 50,000 career yards…Tied his franchise record for completions, when he connected on 39 of 56 passes for 393 yards and one touchdown at St. Louis, Dec. 15…Completed 30 of 44 passes for 281 yards with 1 touchdown pass and 2 interceptions as he rallied Saints from a 10-6 deficit to take a 13-10 lead in fourth quarter at Carolina, Dec. 22…In regular season finale vs. Tampa Bay, Dec. 29, completed 24 of 31 (77.4%) passes for 381 yards with four touchdowns, 0 interceptions and a 157.4 rating as he led the Saints to a win that clinched a playoff berth. It was his 25th career contest with at least 4 touchdown passes. Captured NFC Offensive Player of the Week honors for third time of season…In NFC Wild Card playoff game at Philadelphia, 1/4/14, completed 20 of 30 passes for 250 yards with one touchdown…In NFC Divisional playoff game at Seattle, 1/11/14, completed 24 of 43 passes for 309 yards with 1 touchdown…Selected to the Pro Bowl for the eighth time overall and seventh time as a Saint, tying himself with Hall of Famer William Roaf for most selections in franchise history, and making him the only Saint to be selected 6 consecutive times. Served as a captain and starter for Team Rice in the contest as he completed an eight-yard touchdown to Graham in the winning effort. **2012** – Selected by teammates as one of the six season-long team captains. Started all 16 games and completed 422 of 670 passes (63.0%) for 5,177 yards with 43 touchdowns and 19 interceptions for a 96.3 passer rating. Led NFL in passing yardage, touchdown passes and completions of 25 yards or more (47). Touchdown total was the second-highest total (46 in 2012) of his career, making him, Dan Marino and Peyton Manning (2004, 2013) the only three players in NFL history with at least two seasons with 40 or more touchdowns. Yardage total is the fourth-highest single-season figure in NFL records. Threw for 250 yards or more in 13 games, including 10 of over 300…Earned his sixth Pro Bowl selection as a Saint, (injury replacement for Robert Griffin III), starting the game…Completed 35 of 54 passes for 446 yards, three touchdowns and a 109.0 rating at Green Bay, Sept. 30. First quarter 20-yard touchdown to Colston extended his streak of consecutive games with a TD pass to 47, tying Johnny Unitas' NFL record. Yardage total tied for second in club records…Completed 29-of-45 passes for 370 yards, four touchdowns, an interception and a 110.4 rating in leading the Saints to their first win of the season vs. San Diego, Oct. 7. Brees' 40-yard touchdown pass to Devery Henderson marked the 48th consecutive game he tossed a touchdown, making him the new NFL record-holder for consecutive games with a TD pass. Trailing 24-21 in the fourth quarter, led Saints back from a three-point deficit on a nine-play, 90-yard drive, as he completed six-of-six

BREES TDS

TOUCHDOWN TARGETS

Drew Brees has thrown touchdown passes to 45 different players in the regular season and 13 different players in the playoffs. Below is a breakdown of Brees' total number of touchdown passes to each receiver entering the 2014 season.

Regular Season (363)

- **Marques Colston 63**
- **Jimmy Graham 41**
- Lance Moore 38
- **Robert Meachem 25**
- Antonio Gates 23
- Devery Henderson 17
- Darren Sproles 16
- Reggie Bush 12
- **Pierre Thomas 11**
- Eric Parker 10
- Keenan McCardell 9
- Reche Caldwell 7
- Jeremy Shockey 6
- David Thomas 6
- LaDainian Tomlinson 6
- Curtis Conway 5
- Terrance Copper 5
- **Kenny Stills 5**
- Jed Collins 4
- Joe Horn 4
- David Patten 4
- David Boston 3
- Tim Dwight 3
- Heath Evans 3
- Fred McCrary 3
- Billy Miller 3
- **Joseph Morgan 3**
- Kassim Osgood 3
- Justin Peelle 3
- Mark Campbell 2
- Eric Johnson 2
- Mike Karney 2
- Josh Norman 2
- **Benjamin Watson 2**
- Stephen Alexander 1
- **Travaris Cadet 1**
- Ernie Conwell 1
- Darnell Dinkins 1
- John Gilmore 1
- **Josh Hill 1**
- Freddie Jones 1
- Jamal Jones 1
- Deuce McAllister 1
- Lorenzo Neal 1
- Aaron Stecker 1

Playoffs (24)

- Devery Henderson 4
- **Marques Colston 4**
- **Jimmy Graham 3**
- Reggie Bush 2
- Jeremy Shockey 2
- **Pierre Thomas 2**
- Heath Evans 1
- Antonio Gates 1
- Deuce McAllister 1
- Keenan McCardell 1
- **Robert Meachem 1**
- Lance Moore 1
- Darren Sproles 1

MILESTONE TOUCHDOWNS

No.	Date	Opponent	Stadium	Receiver	Yards
1	11/04/01	vs. Kansas City	Qualcomm Stadium	Freddie Jones	20
50	11/28/04	at Kansas City	Arrowhead Stadium	Antonio Gates	11
75	12/04/05	vs. Oakland	Qualcomm Stadium	Antonio Gates	6
100	12/03/06	vs. San Francisco	Superdome	Reggie Bush	5
150	11/09/08	at Atlanta	Georgia Dome	Deuce McAllister	15
175	09/20/09	at Philadelphia	Lincoln Financial Field	**Marques Colston**	15
200	12/13/09	at Atlanta	Georgia Dome	Reggie Bush	21
225	11/25/10	at Dallas	Cowboys Stadium	Lance Moore	12
250	10/23/11	vs. Indianapolis	Mercedes-Benz Superdome	**Marques Colston**	4
275	12/26/11	vs. Atlanta	Mercedes-Benz Superdome	**Robert Meachem**	24
276*	12/26/11	vs. Atlanta	Mercedes-Benz Superdome	Darren Sproles	9
295$	10/7/12	vs. San Diego	Mercedes-Benz Superdome	Devery Henderson	40
300	10/21/12	at Tampa Bay	Raymond James Stadium	Darren Sproles	9
325	9/8/13	vs. Atlanta	Mercedes-Benz Superdome	**Marques Colston**	25
350	11/17/13	vs. San Francisco	Mercedes-Benz Superdome	**Josh Hill**	3

*Brees' 41st touchdown pass of the season occurred on the same play in which he set what was then a new NFL record for most passing yards in a single-season with 5,087 yards, breaking Dan Marino's former record of 5,084 yards.

$ Brees' 40-yard touchdown pass to Devery Henderson marked his 48th consecutive game with a touchdown throw, surpassing the previous NFL record of 47 held by Johnny Unitas.

PASSING YARDAGE MILESTONES

No.	Date	Opponent	Stadium	Receiver	Yards
1	11/04/01	vs. Kansas City	Qualcomm Stadium	Terrell Fletcher	7
20,000	12/10/07	at Atlanta	Georgia Dome	David Patten	21
30,000	12/13/09	at Atlanta	Georgia Dome	**Pierre Thomas**	12
35,000	12/27/10	at Atlanta	Georgia Dome	Lance Moore	18
40,000	12/18/11	at Minnesota	Mall of America Field	**Pierre Thomas**	16
50,000	12/8/13	vs. Carolina	Mercedes-Benz Superdome	**Jimmy Graham**	22

throws for 89 yards including a five-yard scoring pass to Colston. Captured conference Offensive Player of the Week honors for the first time in 2012…Completed 27 of 37 passes (73.0%) for 377 yards with four touchdowns, an interception and a 130.1 rating at Tampa Bay, Oct. 21…With his 300th and 301st TDs, surpassed former Elway into sixth place on NFL's all-time list at Denver, Oct. 28…Completed 21 of 27 passes for 239 yards, two touchdown passes, one interception and a 128.2 passer rating vs. Philadelphia, Nov. 5. His two TDs came on a second quarter one-yard pass to Colston and a third quarter six-yard throw to Graham…Completed 21 of 32 passes for 298 yards, three touchdowns, an interception and a 113.8 rating in leading the Saints to a 31-27 win vs. Atlanta, Nov. 11…Completed 20 of 27 passes for 219 yards, three touchdowns and a season-high 134.6 passer rating at Oakland, Nov. 18…Had his streak of consecutive games with a touchdown pass end at 54 when he failed to throw a scoring pass at Atlanta, Nov. 29…Completed 26 of 43 passes for 354 yards, one touchdown and one interception at N.Y. Giants, Dec. 9…Hit on 26 of 39 passes for 307 yards, four touchdowns and 0 interceptions for a 124.6 rating vs. Tampa Bay, Dec. 16.… Was 37-53 for 446 yards, tying a season-high for yardage and the club's second-highest total, with three touchdowns and a 114.2 rating in overtime win at Dallas, Dec. 23. It was his ninth career 400-yard passing performance, all as a Saint… Completed 29 of 43 passes for 396 yards with 4 touchdown passes, one interception and a 118.0 passer rating in season finale vs. Carolina, Dec. 30. **2011** – Selected by teammates as season-long team captain. Started all 16 regular season games and completed 468-of-657 passes (71.2%) for 5,476 yards with 46 touchdowns and 14 interceptions for a rating of 110.6. Set what was then NFL single-season passing yardage record with his nine-yard touchdown pass to Darren Sproles in a 45-16 win over Atlanta, Dec. 26, eventually finishing season with 5,476. Also set NFL records for completions, completion percentage and 300-yard passing games (13) as he ended the season with a stretch of seven straight contests with 300 yards or more…Opened the season at Green Bay, Sept. 8, 32-of-49 for 419 yards, three touchdowns and a 112.5 rating. Brees had a perfect 158.3 rating on third down, completing eight-of-nine throws for 129 yards with two touchdowns. Trailing 42-34 with only 1:08 remaining and starting at their 20, Brees led the Saints to the Packers one-yard line for a final play that could have tied the game, completing five-of-six throws for 71 yards…Led Saints to first win of 2011 in home opener vs. Chicago, Sept. 18, when he completed 26-of-37 passes for 270 yards with three touchdowns and a 118.1 rating. A 79-yard touchdown throw to Henderson gave New Orleans a 10-7 second quarter lead that they wouldn't relin-

quish…Completed 31 of 44 passes for 370 yards, 3 touchdowns and no interceptions vs. Houston, Sept. 25. Trailing 33-32 with 4:13 left, he led New Orleans on an eight-play, 93-yard drive, where he completed three-of-six passes for 56 yards and converted a successful two-point conversion to Lance Moore after Mark Ingram's 13-yard TD run…Completed 31-of-44 passes for 351 yards, one touchdown and two interceptions in leading Saints to their third straight victory at Jacksonville, Oct. 2…Completed 32 of 45 passes for 359 yards, two touchdowns, an interception and a 100.1 passer rating in leading the Saints to their fourth straight win at Carolina, Oct. 9. Trailing 27-23 in the fourth quarter, he led the Saints back from a four-point deficit on a successful 11-play, 59-yard drive, where the Saints scored with 50 seconds remaining, as he completed seven-of-eight throws for 71 yards, including a six-yard touchdown pass to Pierre Thomas…Completed 29-of-45 passes for 383 yards, one touchdown and two interceptions, as he became the first NFL quarterback to throw for at least 350 yards in four straight games at Tampa Bay, Oct. 16…Completed 88.6 percent of his passes, the second-best single-game completion percentage in club history and the best by a quarterback with at least 20 attempts as Saints set a franchise scoring record in a Sunday night 62-7 win vs. Indianapolis, Oct. 23. Went 31-of-35 for 325 yards and five touchdowns for a 144.9 rating as he was named NFC Offensive Player of the Week for the first time since 2009…Completed 27 of 36 passes for 258 yards, 2 touchdowns and an interception for a rating of 101.4 vs. Tampa Bay, Nov. 6. His pair of touchdowns came on a first quarter three-yard pass to Moore and a second quarter 21-yard throw to Sproles…Completed 30-of-43 passes for 322 yards, two touchdowns and a 106.9 rating in leading the Saints to an overtime victory at Atlanta, Nov. 13. After getting the ball back in overtime at the Falcons 29-yard line, Brees moved the team to set up K John Kasay's 26-yard game-winning field goal…Completed 24-of-38 passes for 363 yards and four touchdowns while adding an eight-yard TD run for a rating of 129.6 vs. N.Y. Giants, Nov. 28, as he became the first Saint with four passing TDs and one rushing TD in a game and the first QB in Monday Night Football history with 350 passing yards, four passing TDs and a rushing TD. Named NFC Offensive Player of the Week…Completed 26-of-36 passes for 342 yards, three touchdowns and a 129.6 rating vs. Detroit, Dec. 4. Became the first quarterback in NFL history to top the 4,000 passing yardage mark in his team's first 12 games of a season…Completed 36 of 47 passes for 337 yards, 2 touchdowns and a 110.0 passer rating at Tennessee, Dec. 11. Threw both touchdowns in the fourth quarter, rallying New Orleans from a 10-9 deficit. On game-winning drive, completed five-of-five passes for 69 yards, including the 35-yard TD to Colston and gained two yards on a quarterback sneak on third-and-one to convert…Reached 40,000 career yards as he hit on 32-40 for 412 yards and five touchdown passes, for a season-high 149.6 rating at Minnesota, Dec. 18. It was Brees' seventh contest of at least 350-yards passing in 2011, eclipsing the previous NFL record (Tom Brady - 2007)…Was 23-39 for 307 yards with four touchdowns and two interceptions, upping his season touchdown total to a career-high 41, vs. Atlanta, Dec. 26 as the Saints clinched the division. Brees' fourth quarter nine-yard touchdown to Sproles, his final throw, put him at 5,087 yards, setting what was then the NFL single-season record. Captured NFC Offensive Player of the Week for third time of 2011…Hit 28 of 35 passes for 389

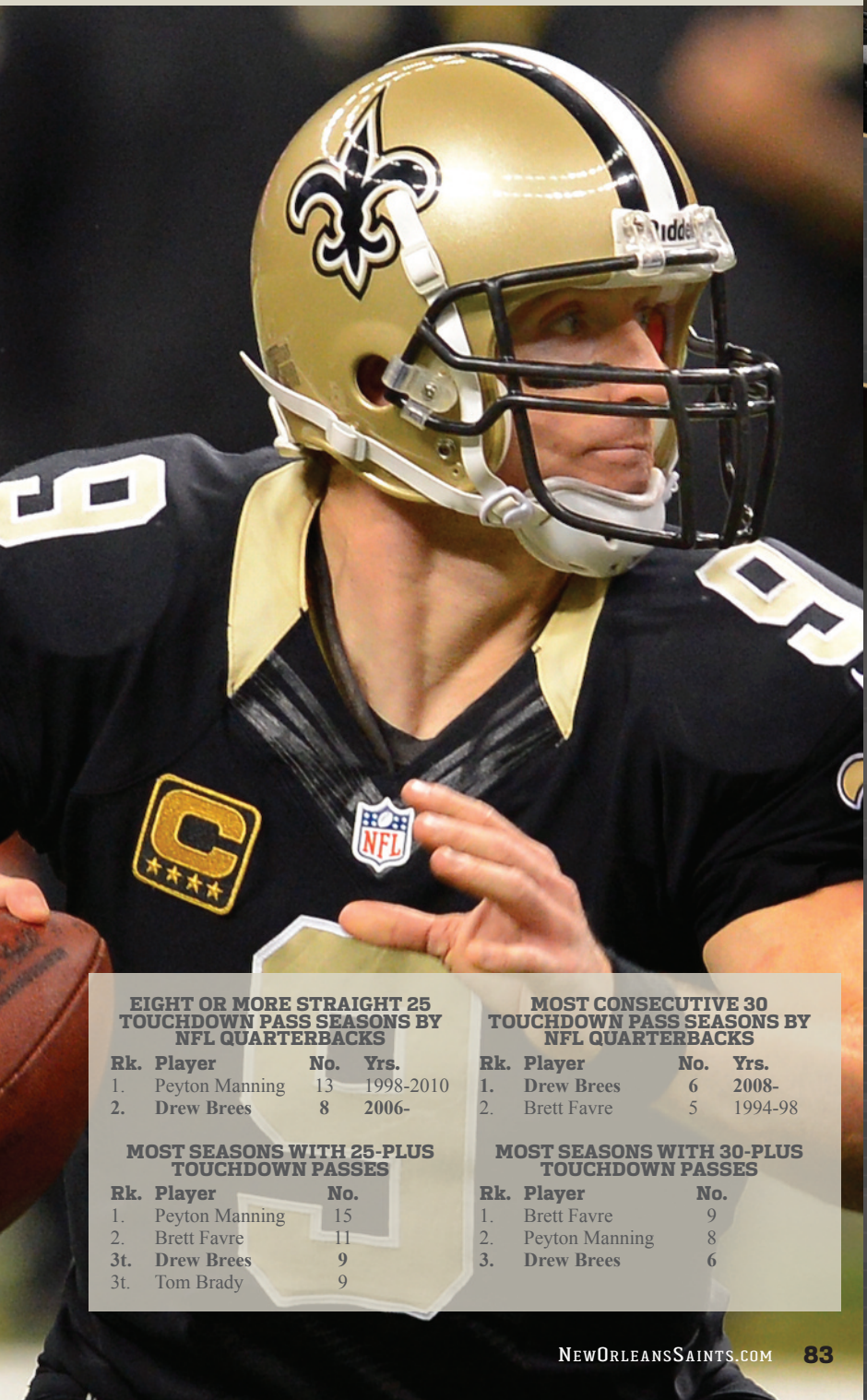

EIGHT OR MORE STRAIGHT 25 TOUCHDOWN PASS SEASONS BY NFL QUARTERBACKS

Rk.	Player	No.	Yrs.
1.	Peyton Manning	13	1998-2010
2.	**Drew Brees**	**8**	**2006-**

MOST CONSECUTIVE 30 TOUCHDOWN PASS SEASONS BY NFL QUARTERBACKS

Rk.	Player	No.	Yrs.
1.	**Drew Brees**	**6**	**2008-**
2.	Brett Favre	5	1994-98

MOST SEASONS WITH 25-PLUS TOUCHDOWN PASSES

Rk.	Player	No.
1.	Peyton Manning	15
2.	Brett Favre	11
3t.	**Drew Brees**	**9**
3t.	Tom Brady	9

MOST SEASONS WITH 30-PLUS TOUCHDOWN PASSES

Rk.	Player	No.
1.	Brett Favre	9
2.	Peyton Manning	8
3.	**Drew Brees**	**6**

BREES' COMEBACKS

Since joining the Saints in 2006, Drew Brees has engineered 26 career game-winning performances to lead his team to a victory from a fourth-quarter deficit or tie. He has accomplished the feat 23 times in the regular season and three times in the playoffs (including in Super Bowl XLIV).

DREW BREES' COMEBACK PERFORMANCES (26)

			Time Remaining		Passing Statistics				
Date	Opp.	Score	In Reg.	Att.	Cmp.	Yds.	TD	Int	Final
9/17/06	at GB	20-20	14:18	9	7	74	1	0	34-27
10/8/06	TB	17-21	10:03	5	2	19	0	0	24-21
10/15/06	PHI	17-24	14:54	12	11	134	1	0	27-24
10/21/07	ATL	14-16	10:19	9	7	66	1	0	22-16
9/7/08	TB	17-20	10:38	3	3	76	1	0	24-20
12/7/08	ATL	16-17	15:00	4	3	53	1	0	29-25
10/25/09	at MIA	24-34	15:00	8	6	136	0	0	46-34
11/8/09	CAR	20-20	15:00	7	4	53	0	0	30-20
12/6/09	at WAS	20-30	12:51	20	15	195	1	0	33-30 ot
12/13/09	at ATL	23-23	12:56	13	8	49	0	0	26-23
1/24/10*	MIN	21-21	15:00	11	6	47	1	0	31-28 ot
2/7/10**	IND	16-17	15:00	7	7	44	1	0	31-17
9/20/10	at SF	22-22	1:19	6	4	56	0	0	25-22
10/3/10	CAR	10-14	15:00	10	8	61	0	0	16-14
11/25/10	at DAL	23-27	5:51	6	3	89	1	0	30-27
12/5/10	at CIN	27-30	4:25	3	3	45	1	0	34-30
12/27/10	at ATL	10-14	14:14	14	11	122	1	1	17-14
9/25/11	HOU	32-33	4:13	6	3	56	0	0	40-33
10/2/11	at CAR	23-27	12:40	13	10	100	1	0	30-27
11/13/11	at ATL	23-23	0:00	3	3	20	0	0	26-23
12/11/11	at TEN	9-10	15:00	10	8	105	2	0	22-17
10/7/12	SD	21-24	15:00	8	6	97	1	0	31-24
12/23/12	at DAL	31-31	0:00	4	3	42	0	0	34-31
9/16/13	at TB	13-14	1:06	4	3	54	0	0	16-14
11/17/13	SF	14-17	15:00	14	10	144	0	0	23-20
1/4/14&	at PHI	23-24	4:54	1	1	6	0	0	26-24

* NFC Championship ** Super Bowl XLIV & NFC Wild Card Playoff

yards with five touchdowns, an interception and a 140.7 rating vs. Carolina, 1/1/12. Extended his NFL then-single-season record passing yardage total to 5,476 and upped his completion total to 468 to set another record, while surpassing his previous NFL mark with a 71.2% completion percentage. With the 13th 300-yard passing performance of 2011, he extended his NFL record…Completed 33 of 43 passes for a postseason career-high and club-record 466 yards, 3 touchdowns and no interceptions for a 134.4 rating in NFC Wild Card playoff vs. Detroit, 1/7/12. Only Cleveland's Bernie Kosar, who passed for 489 yards against the New York Jets in the 1986 AFC Divisional playoff, threw for more yards in the postseason…Completed 40 of 63 passes for 462 yards, four touchdowns and two interceptions in NFC Divisional playoff game at San Francisco, 1/14/12. His first quarter interception was his first in his last 217 attempts in the postseason, ending an NFL-record streak of consecutive postseason passes without a pick. It was the

third consecutive 400-yard effort, making him the only quarterback to do so, as he surpassed Marino (two) and Peyton Manning (two) for the most 400-yard passing games in NFL postseason history. Completion total broke own NFL record.

2010 – Selected by teammates as one of five season-long team captains. Opened all 16 regular season games and the NFC Wild Card Playoff contest at Seattle. Completed 448-of-658 passes (68.1%) for 4,620 yards with 33 touchdowns and 22 interceptions to compile a 90.8 rating…In opener vs. Minnesota, Sept. 9, posted a 101.3 passer rating and completed 27-of-36 (75.0%) passes for 237 yards with one touchdown, a 29-yard completion to Henderson on New Orleans' first drive…Completed 28-of-38 passes for 254 yards, two touchdowns and a 108.9 rating at San Francisco, Sept. 20. With game tied 22-22 with 1:19 left, completed four-of-six throws on a drive that ended with a game-winning FG as time expired…Completed 30-of-38 passes for 365 yards, three touchdowns and a 111.1 rating vs. Atlanta, Sept. 26…Completed 33-of-48 passes for 275 yards and one touchdown as he embarked the Saints on their second fourth quarter rally in three weeks vs. Carolina, Oct. 3…Completed 21-of-32 passes for 263 yards, three touchdowns, one interception and a 109.2 rating at Tampa Bay, Oct. 17…Completed 34-of-44 passes (77.3%), including 20-of-22 in the second half for 305 yards, fourth quarter TD passes to WRs Lance Moore and Colston and a 101.0

TEAM RECORDS

TEAM RECORDS BREES HAS BROKEN OR TIED SINCE JOINING THE SAINTS:

GAME

Completions: 39, at Denver, Sept. 21, 2008 and at St. Louis, Dec. 15, 2013
Attempts: 60, at Chicago, Dec. 30, 2007
Passing Yards: 510, vs. Cincinnati, Nov. 19, 2006
Consecutive Completions: 19, vs. Tampa Bay, Dec. 27, 2009 and vs. Dallas, Nov. 10, 2013
Touchdown Passes: 6, vs. Detroit, Sept. 13, 2009 (tied)
Passer Rating: 158.3, vs. New England, Nov. 30, 2009 (tied)

SEASON

Completions: 468, 2011 (NFL record)
Attempts: 670, 2012
Completion Pct.: 71.2, 2011 (NFL record)
Passing Yards: 5,476, 2011
Touchdown Passes: 46, 2011
Passer Rating: 110.6, 2011
300-yard Passing Games: 13, 2011 (NFL record)

CAREER

Completions: 3,356
Attempts: 4,990
Passing Yards: 38,733
Completion Pct.: 67.3
Passer Rating: 99.0
300-yard Passing Games: 71
4,000+-yard Passing Seasons: 8
5,000+-yard Passing Seasons: 4
Touchdown Passes: 283

rating vs. Pittsburgh, Oct. 31…Completed 27-of-43 passes for 253 yards with two TDs at Carolina, Nov. 7…Completed 29-of-43 throws for a season-high 382 yards, four TDs, two interceptions and a 106.9 rating vs. Seattle, Nov. 21. Surpassed Archie Manning as club's all-time completions leader…Completed 23-of-39 passes for 352 yards in fourth quarter come-from-behind victory, with one touchdown on Thanksgiving at Dallas, Nov. 25. His 12-yard scoring strike to Moore with 1:55 remaining gave the Saints the lead for good…Completed 23-of-29 passes for 313 yards in second consecutive fourth quarter come-from-behind win, with two TD passes, one interception and a 120.3 passer rating at Cincinnati, Dec. 5. Gave Saints lead with a three-yard TD to Colston with 31 seconds remaining. With his second quarter 52-yard completion to Graham, surpassed Manning as club's all-time passing yardage leader…Led Saints to sixth consecutive win vs. St. Louis, Dec. 12, completing 25-of-40 passes for 221 yards, three touchdowns and two interceptions…Completed 29-of-46 passes for 267 yards with three touchdowns and one interception as he rallied Saints from a 21-7 deficit to tie score 21-21 in fourth quarter at Baltimore, Dec. 19…In fourth quarter come-from-behind Monday night win at Atlanta, Dec. 27, completed 35-of-49 (71.4%) passes for 302 yards with one touchdown, a six-yard fourth quarter completion to Graham, that capped off a successful 13-play, 90-yard drive…In NFC Wild Card playoff game at Seattle, 1/8/11, completed 39-of-60 passes for 404 yards with two TDs and a 95.4 rating. It was only the 15th 400-yard passing game in league record books…Selected to Pro Bowl. **2009** – Selected by teammates as a season-long team captain. Started all 15 games he played, held out of finale with Saints having clinched NFC's No. 1 seed. In regular season, threw for over 300 yards in seven games and over 295 in three others en route to 4,388 yards. Set what was then an NFL record with a 70.6 completion pct. and tied his team record with 34 TD passes. Also led league with a 109.6 rating. Nearly flawless in postseason while leading the Saints to Super Bowl XLIV title, completing 72-of-102 passes (70.6 percent) for 732 yards with eight touchdowns, zero interceptions and a 117.0 rating…In Super Bowl XLIV vs. Indianapolis, 2/7/10, was 32-of-39 for 288 yards with two TDs

SUPER SAINT

DREW BREES' RECORD AS A SAINTS STARTER

Passes for more than 300 yards	53-31
Passes for more than 250 yards	64-34
Passes for less than 250 yards	16-13
Passes for more than 300 yards	50-21
Throws three or more TD passes	41-11
Completes more than 60% of passes	71-31
Posts a passer rating of 90.0 or more	65-14
Posts a passer rating of 100.0 or more	54-10
Posts a passer rating of 140.0 or more	11-0
Home Games	44-20
Road Games	36-27
Indoors	52-27
Outdoors	27-20
Artificial Turf	59-29
Natural Grass	21-18
Day Games	59-38
Night Games	21-9
vs. NFC teams	61-34
vs. AFC teams	19-13

and a 114.5 rating, winning MVP honors. Completed 18 of last 19 passes, and final 10 attempts. Also found Moore on a two-point conversion in rallying New Orleans from a 10-0 deficit. Is one of only six quarterbacks (Troy Aikman, Joe Montana, Phil Simms and Russell Wilson) to have 200 passing yards, two passing touchdowns and a 70% completion percentage in a Super Bowl Win...In NFC Championship game vs. Minnesota, 1/24/10, completed 17-of-31 passes for 197 yards with three touchdowns and a 106.5 rating, leading team to their first Super Bowl. Successfully led game-winning drive in overtime, a 10-play, 39-yard march to set up Garrett Hartley's field goal…Had a postseason career-best passer rating of 125.4 in NFC Divisional Playoff game victory vs. Arizona, 1/16/10, finishing 23-of-32 for 243 yards with three touchdowns and zero interceptions. Found Henderson for a 44-yard TD off a flea-flicker…In the season opener vs. Detroit, Sept. 13, named NFC Offensive Player of the Week after tossing a career-high six touchdown passes and 358 yards and notching a 137.0 rating. Tied a team record with TD total (Billy Kilmer, 11/2/69)…At Philadelphia, Sept. 20 – his 50th contest with the Saints – led the team to 48 points while completing over 73 percent of his passes for 311 yards with three touchdowns, one interception and a 118.6 rating. Tied a NFL record with nine TDs after two games…Named NFC Offensive Player of the Month for September, the second-straight year he took home award…Set a team record vs. N.Y. Giants, Oct. 18, completing 15-straight passes in first half. Ended 23-of-30 for 369 yards and four touchdowns, engineering TD drives on the club's first four possessions, earning NFC Offensive Player of the Week…Overcame rough start at Miami, Oct. 25, to produce a 36-point second-half in comeback victory to erase a 24-3 deficit. Completed 22-of-38, finishing with 298 yards with one touchdown, three interceptions and a career-high two rushing touchdowns…Had another torrid day in Monday night win vs. Atlanta, Nov. 2, completing 25-of-33 passes for 308 yards, two touchdowns, one interception and a 111.7 rating…Threw for 330 yards, one touchdown and an interception, going 25-for-34 in win vs. Carolina, Nov. 8…Led Saints to 10th-straight win by completing 19-of-29 with three touchdowns at Tampa Bay, Nov. 22, posting a 118.0 rating…Named NFC Player of the Week for third time in 2009 after posting a perfect 158.3 rating in 38-17 win over New England, Nov. 30. Completed 18-of-23 (78.3%), with five touchdowns to five different players, his fourth career game with five or more TD passes…At Washington, Dec. 6, notched 35 completions on 49 attempts for 419 yards in an overtime victory, throwing two touchdowns and an interception. Set season-high in attempts, completions and yardage. Tied game with a 53-yard touchdown strike to Robert Meachem with 1:19 left in regulation…Reached 30,000 career yards – throwing for 296 while going 31-of-40 with a rating of 122.5 and three touchdowns –at Atlanta, Dec. 13…Dec. 19 vs. Dallas, became the club's all-time passing touchdown leader with seven-yard scoring toss to Moore, his lone TD pass of the game. Completed 29-of-45 for 298 yards with one interception. The scoring throw to Moore also made him the 24th player in NFL history to reach 200 career TDs, as he was then the fourth-quickest to reach this milestone in his 121st game (since tied by Brady)…Broke own team record by completing 19-straight passes in the third and fourth quarters vs. Tampa Bay, Dec. 27, part of a 32-of-37 performance. Had 258 yards, one touchdown and a 104.7 rating…Third quarterback at Carolina, 1/3/10, breaking his streak of 79

CAREER GAME BY GAME

2013

	ATT	CMP	YDS	PCT	TD	INT	LG	SACKS	RT
9/8 ATL	35	26	357	74.3	2	1	67	2/16	113.6
9/15 @TB	46	26	322	56.5	1	2	56t	4/26	67.5
9/22 ARZ	46	29	342	63.0	3	1	29	4/23	98.3
9/30 MIA	39	30	413	76.9	4	0	48	2/16	144.5
10/6 @CHI	35	29	288	82.9	2	0	38	1/5	120.0
10/13 @NE	36	17	236	47.2	2	1	34t	1/6	75.7
10/27 BUF	34	26	332	76.5	5	0	69t	4/23	146.1
11/3 @NYJ	51	30	382	58.8	2	2	60	2/16	79.0
11/10 DAL	41	34	392	82.9	4	0	52t	1/9	139.0
11/17 SF	43	30	305	69.8	1	1	44	1/10	87.8
11/21 @ATL	33	23	278	69.7	2	0	44t	1/7	115.5
12/2 @SEA	38	23	147	60.5	1	0	20	1/3	77.4
12/8 CAR	42	30	313	71.4	4	0	22	2/9	124.4
12/15 @StL	56	39	393	69.6	1	2	30	4/22	80.4
12/22 @CAR	44	30	281	68.2	1	2	46	6/42	74.1
12/29 TB	31	24	381	77.4	4	0	76t	1/11	157.4
Totals	650	446	5,162	68.6	39	12	76t	37/244	104.7

2012

	ATT	CMP	YDS	PCT	TD	INT	LG	SACKS	RT
9/9 WAS	52	24	339	46.2	3	2	33t	2/16	70.9
9/16 @CAR	49	31	325	63.3	1	2	29	1/2	72.2
9/23 KC	36	20	240	55.6	3	1	36	4/35	92.4
9/30 @GB	54	35	446	64.8	3	0	80t	2/17	109.0
10/7 SD	45	29	370	64.4	4	1	41	3/19	110.4
10/21 @TB	37	27	377	73.0	4	1	48t	0/0	130.1
10/28 @DEN	42	22	213	52.4	2	1	29t	1/12	72.8
11/5 PHI	27	21	239	77.8	2	0	38	2/8	128.2
11/11 ATL	32	21	298	65.6	3	1	46	1/6	113.8
11/18 @OAK	27	20	219	74.1	3	0	38t	0/0	134.6
11/25 SF	41	26	267	63.4	3	2	43	5/36	86.1
11/29 @ATL	50	28	341	56.0	0	5	38	1/6	37.6
12/9 @NYG	43	26	354	60.5	1	2	62	1/9	75.1
12/16 TB	39	26	307	66.7	4	0	34t	1/9	124.6
12/23 @DAL	53	37	446	69.8	3	0	60	0/0	114.2
12/30 CAR	43	29	396	67.4	4	1	51	2/18	118.0
Totals	670	422	5,177	63.0	43	19	80t	26/190	96.3

2011

	ATT	CMP	YDS	PCT	TD	INT	LG	SACKS	RT
9/8 @ GB	49	32	419	65.3	3	0	36	3/23	112.5
9/18 CHI	37	26	270	70.3	3	0	79t	1/6	118.1
9/25 HOU	44	31	370	70.5	3	2	44	2/16	99.6
10/2 @ JAX	44	31	351	70.5	1	2	59	3/25	82.7
10/9 @ CAR	45	32	359	71.1	2	1	30	2/16	100.1
10/16 @ TB	45	29	383	64.4	1	3	43	0/0	70.9
10/23 IND	35	31	325	88.6	5	0	57	2/4	144.9
10/30 @ StL	44	30	269	68.2	1	2	25	6/42	73.0
11/6 TB	36	27	258	75.0	2	1	23	0/0	101.4
11/13 @ ATL	43	30	322	69.8	2	0	36	0/0	106.9
11/28 NYG	38	24	363	63.2	4	0	50	0/0	129.6
12/4 DET	36	26	342	72.2	3	0	67t	2/4	129.6
12/11 @ TEN	47	36	337	76.6	2	0	35	2/14	110.0
12/18 @ MIN	40	32	412	80.0	5	0	47t	0/0	149.2
12/26 ATL	39	23	307	59.0	4	2	41	1/8	96.8
1/1 CAR	35	28	389	80.0	5	1	42t	0/0	140.7
Totals	657	468	5,476	71.2	46	14	79t	24/158	110.6

2010

	ATT	CMP	YDS	PCT	TD	INT	LG	SACKS	RT
9/9 MIN	36	27	237	75.0	1	0	29t	1/8	101.3
9/20 @ SF	38	28	254	73.7	2	0	30	2/17	108.9
9/26 ATL	38	30	365	78.9	3	2	80t	2/10	111.1
10/3 CAR	48	33	275	68.8	1	0	20	2/13	90.2
10/10 @ ARZ	39	24	279	61.5	2	3	39	1/6	68.2
10/17 @ TB	32	21	263	65.6	3	1	42t	0/0	109.2
10/24 CLE	56	37	356	66.1	2	4	29	3/20	65.8
10/31 PIT	44	34	305	77.3	2	1	50	2/17	101.0
11/7 @ CAR	43	27	253	62.8	2	1	36	0/0	84.7
11/21 SEA	43	29	382	67.4	4	2	32t	0/0	106.9
11/25 @ DAL	39	23	352	59.0	1	1	57	2/19	86.7
12/5 @ CIN	29	24	313	82.8	2	1	52t	2/23	120.3
12/12 StL	40	25	221	62.5	3	2	31t	1/8	81.4
12/19 @ BAL	46	29	267	63.0	3	1	27	3/25	91.5
12/27 @ ATL	49	35	302	71.4	1	2	25	1/6	77.1
1/2 TB	38	22	196	57.9	1	1	21	3/13	69.6
Totals	658	448	4,620	68.1	33	22	80t	25/185	90.9

2009

	ATT	CMP	YDS	PCT	TD	INT	LG	SACKS	RT
9/13 DET	34	26	358	76.5	6	1	58t	0/0	137.0
9/20 @ PHI	34	25	311	73.5	3	1	38	2/23	118.6
9/27 @ BUF	29	16	172	55.2	0	0	32	2/16	72.8
10/4 NYJ	32	20	190	62.5	0	0	36	0/0	78.9
10/18 NYG	30	23	369	76.7	4	0	40	0/0	156.8
10/25 @ MIA	38	22	298	57.9	1	3	66	5/22	58.9
11/2 ATL	33	25	308	75.8	2	1	30	2/17	111.7
11/8 CAR	35	24	330	68.6	1	1	63	1/0	96.1
11/15 @ STL	26	18	223	69.2	2	2	27t	1/6	89.1
11/22 @ TB	29	19	187	65.5	3	0	37	0/0	118.0
11/30 NE	23	18	371	78.3	5	0	75t	1/4	158.3
12/6 @ WAS	49	35	419	71.4	2	1	53t	1/11	102.3
12/13 @ ATL	40	31	296	77.5	3	0	42	0/0	122.5
12/19 DAL	45	29	298	64.4	1	1	35	4/27	81.5
12/27 TB	37	32	258	86.5	1	0	30t	1/9	104.7
1/3 @ CAR	Inactive (3rd QB)								
Totals	514	363	4,388	70.6	34	11	75t	20/135	109.6

2008

	ATT	CMP	YDS	PCT	TD	INT	LG	SACKS	RT
9/7 TB	32	23	343	71.9	3	1	84t	1/6	124.9
9/14 @ WAS	33	22	216	66.7	1	2	22	2/21	69.8
9/21 @ DEN	48	39	421	81.3	1	0	74	1/7	110.2
9/28 SF	35	23	363	65.7	3	1	81	0/0	116.7
10/6 MIN	46	26	330	56.5	1	2	52	1/10	68.2
10/12 OAK	30	26	320	86.7	3	0	51	1/1	144.4
10/19 @ CAR	39	21	231	53.8	0	1	54	1/3	61.0
10/26 SD	41	30	339	73.2	3	0	49	0/0	121.9
11/9 @ ATL	58	31	422	53.4	2	3	48	1/6	66.9
11/16 @ KC	36	25	266	69.4	1	1	47t	0/0	88.4
11/24 GB	26	20	323	76.9	4	0	70t	1/5	157.5
11/30 @ TB	47	25	296	53.2	2	3	37	1/8	60.2
12/7 ATL	32	18	230	56.3	2	0	36	0/0	99.7
12/11 @ CHI	43	24	232	55.8	2	2	24	1/6	67.2
12/21 @ DET	40	30	351	75.0	2	0	64	0/0	117.8
12/28 CAR	49	30	386	61.2	4	1	26t	2/19	104.6
Totals	635	413	5,069	65.0	34	17	84t	13/92	96.2

2007

	ATT	CMP	YDS	PCT	TD	INT	LG	SACKS	RT
9/6 @ IND	41	28	192	68.3	0	2	23	1/5	58.2
9/16 @ TB	44	26	260	59.1	1	1	58	2/16	74.1
9/24 TEN	45	29	225	64.4	0	4	37	1/7	39.6
10/7 CAR	47	29	252	61.7	0	2	54	0/0	58.1
10/14 @ SEA	36	25	246	69.4	2	0	36	0/0	106.9
10/21 ATL	34	22	219	64.7	2	1	37t	0/0	90.2
10/28 @ SF	39	31	336	79.5	4	0	43	0/0	136.8
11/4 JAX	49	35	445	71.4	3	0	57	1/10	119.9
11/11 StL	36	25	272	69.4	2	2	36	2/16	86.8
11/18 @ HOU	49	33	290	67.3	1	2	32	1/10	72.7
11/25 @ CAR	36	24	260	66.7	3	1	45	0/0	103.9
12/2 TB	23	17	179	73.9	2	0	45t	3/17	125.1
12/10 @ ATL	41	28	328	68.3	3	0	36	0/0	116.7
12/16 ARZ	30	26	315	86.7	2	0	32t	1/8	132.6
12/23 PHI	42	27	284	64.3	0	1	52	1/8	73.9
12/30 @ CHI	60	35	320	58.3	3	2	21t	3/12	75.7
TOTALS	652	440	4,423	67.5	28	18	58	16/109	89.4

2006

	ATT	CMP	YDS	PCT	TD	INT	LG	SACKS	RT
9/10 @ CLE	30	16	170	53.3	1	1	20	0/0	67.4
9/17 @ GB	41	26	353	63.4	2	1	57	4/21	96.9
9/25 ATL	28	20	191	71.4	0	0	29	1/11	90.0
10/1 @ CAR	38	28	349	73.7	1	0	86t	1/5	110.5
10/8 TB	33	21	171	63.6	1	0	18	0/0	86.8
10/15 PHI	37	27	275	73.0	3	2	48t	0/0	98.4
10/29 BAL	45	24	383	53.3	3	3	53	2/15	76.4
11/5 @ TB	32	24	314	75.0	3	0	52t	0/0	136.7
11/12 @ PIT	47	31	398	66.0	1	0	48	1/5	99.4
11/19 CIN	52	37	510	71.2	2	3	72t	2/6	91.0
11/26 @ ATL	30	21	349	70.0	2	0	76t	2/17	131.1
12/3 SF	28	17	186	60.7	1	0	74	1/1	92.3
12/10 @ DAL	38	26	384	68.4	5	0	61t	1/7	140.8
12/17 WAS	38	21	207	55.3	0	1	24	2/8	59.9
12/24 @ NYG	32	13	132	40.6	1	0	40	1/9	63.5
12/31 CAR	5	4	46	80.0	0	0	25	0/0	105.0
TOTALS	554	356	4,418	64.3	26	11	86t	18/105	96.2

2005

	ATT	CMP	YDS	PCT	TD	INT	LG	SACKS	RT
9/11 DAL	35	18	209	51.4	2	2	33	2/21	65.1
9/18 @ DEN	23	15	175	65.2	0	1	24	4/41	70.0
9/25 NYG	22	19	191	86.4	2	0	27	0/0	133.1
10/2 @ NE	24	19	248	79.2	2	0	38	0/0	137.5
10/10 PIT	35	20	219	57.1	1	1	41	1/6	73.4
10/16 @ OAK	20	14	164	70.0	1	0	35t	2/12	111.3
10/23 @ PHI	40	23	299	57.5	2	2	43	3/29	77.0
10/30 KC	43	25	324	58.1	3	1	35t	0/0	95.5
11/6 @ NYJ	27	20	270	74.1	1	1	29	1/8	102.4
11/20 BUF	33	28	339	84.8	4	0	39	1/2	149.1
11/27 @ WAS	44	22	215	50.0	0	3	24	3/20	35.7
12/4 OAK	22	17	160	77.3	2	0	27	2/12	127.1
12/11 MIA	52	35	279	67.3	2	1	25	3/34	85.3
12/18 @ IND	33	22	255	66.7	1	2	54	1/8	74.7
12/24 @ KC	33	18	161	54.5	1	1	22	1/8	65.3
12/31 DEN	14	8	68	57.1	0	0	15	3/22	69.9
TOTALS	500	323	3,576	64.6	24	15	54	27/223	89.2

2004

	ATT	CMP	YDS	PCT	TD	INT	LG	SACKS	RT
9/12 @ HOU	24	17	209	70.8	2	0	36t	1/7	125.2
9/19 NYJ	19	8	146	42.1	1	2	59	1/7	47.1
9/26 @ DEN	29	14	121	48.3	0	0	17	4/30	59.7
10/3 TEN	20	16	206	80.0	3	0	58t	1/8	149.2
10/10 JAX	26	17	211	65.4	2	0	54	0/0	116.0
10/17 @ ATL	31	23	227	74.2	1	1	23	1/4	91.7
10/24 @ CAR	32	21	196	65.6	0	0	23	1/8	82.3
10/31 OAK	25	22	281	88.0	5	0	29	1/8	153.1
11/7 NO	36	22	257	61.1	4	0	31	1/7	119.8
11/21 @ OAK	34	18	226	52.9	1	0	28	0/0	83.7
11/28 @ KC	37	28	378	75.7	2	0	65	1/7	125.7
12/5 DEN	27	14	106	51.9	0	1	30	2/20	46.2
12/12 TB	23	17	220	73.9	2	2	79t	2/14	96.3
12/19 @ CLE	6	4	85	66.7	1	0	72t	1/2	149.3
12/26 @ IND	31	21	290	67.7	3	1	74t	1/9	116.3
1/2 KC	Inactive								
TOTALS	400	262	3,159	65.5	27	7	79t	18/131	104.8

2003

	ATT	CMP	YDS	PCT	TD	INT	LG	SACKS	RT
9/7 @ KC	33	18	202	54.5	2	2	23	3/34	68.0
9/14 DEN	41	20	182	48.8	1	1	23t	0/0	59.2
9/21 BAL	45	28	270	62.2	0	3	40	1/13	51.2
9/28 @ OAK	31	21	187	67.7	1	1	37	0/0	81.0
10/5 @ JAX	41	24	296	58.5	3	0	46t	4/19	105.3
10/19 @ CLE	18	9	74	50.0	0	1	17	1/13	37.7
10/27 MIA	30	19	190	63.3	0	3	28	6/44	41.7
11/2 @ CHI	15	7	49	46.7	0	1	10	0/0	26.8
11/9 MIN	Active, Did Not Play								
11/16 @ DEN	Active, Did Not Play								
11/23 CIN	Active, Did Not Play								
11/30 KC	Active, Did Not Play								
12/7 @ DET	Active, Did Not Play								
12/14 GB	48	28	363	58.3	2	1	68t	2/27	87.4
12/21 @ PIT	26	16	198	61.5	1	2	57t	1/5	65.9
12/28 OAK	28	15	97	53.6	1	0	28	3/23	73.1
TOTALS	356	205	2,108	57.6	11	15	68t	21/178	67.5

2002

	ATT	CMP	YDS	PCT	TD	INT	LG	SACKS	RT
9/8 @ CIN	19	15	160	78.9	2	0	30	1/0	136.8
9/15 HOU	28	15	163	53.6	1	1	35t	2/20	68.0
9/22 @ ARZ	31	17	181	54.8	0	1	21	2/17	58.7
9/29 NE	18	10	104	55.6	1	0	52t	0/0	91.0
10/6 @ DEN	42	26	235	61.9	1	2	30	0/0	65.1
10/13 KC	41	28	319	68.3	2	2	29	1/7	87.3
10/20 @ OAK	25	16	170	64.0	2	0	31	2/9	110.4
11/3 NYJ	35	22	192	62.9	1	2	26	2/22	63.0
11/10 @ StL	20	12	139	60.0	0	2	26	1/9	41.5
11/17 SF	50	29	336	58.0	2	1	47	0/0	83.4
11/24 @ MIA	22	15	107	68.2	0	1	23	3/27	60.2
12/1 DEN	41	27	217	65.9	0	0	30	1/3	79.0
12/8 OAK	41	22	239	53.7	0	3	28	2/13	40.6
12/15 @ BUF	24	13	148	54.2	0	0	42	3/20	72.9
12/22 @ KC	40	26	242	65.0	2	0	32	1/7	98.1
12/29 SEA	49	27	332	55.1	3	1	31t	3/26	88.1
TOTALS	526	320	3,284	60.8	17	16	52t	24/180	76.9

2001

	ATT	CMP	YDS	PCT	TD	INT	LG	SACKS	RT
No statistics in 15 games									
11/4 KC	27	15	221	55.6	1	0	40	2/12	94.8
TOTALS	27	15	221	55.6	1	0	40	2/12	94.8

consecutive starts…Selected as Pro Bowl starter for the first time, even though he didn't play in game due to team's qualification for Super Bowl.

2008 – Served as an offensive team captain. Named *AP* NFL Offensive Player of the Year after becoming only second QB in NFL history to throw for over 5,000 yards and tied league record with 10 games with 300 or more yards. Voted to the Pro Bowl. Led the NFL in passing yardage (5,069), attempts (635), completions (413), completions of 25 yards or more (35) and tied for league-best with 34 touchdown passes. Threw touchdowns to 11 players, equaling another league all-time mark (Brady, 2007). Named NFC Offensive Player of the Week three times and conference Offensive Player of the Month in September…Led club to a 24-20 win in season opener vs. Tampa Bay, completing 23-of-32 for 343 yards with three touchdowns…At Denver, Sept. 21, had 421 passing yards, then the fourth-highest total in club history. Set team record with 39 completions on 48 attempts with one touchdown…Tossed three TDs in victory vs. San Francisco, Sept. 28, completing 23-of-35 for 363 yards. Became fourth QB in team history to reach 10,000 yards on 47-yard scoring strike to Meachem…Oct. 6 vs. Minnesota, posted his third-straight 300-yard day, connecting on 26-of-46 for 330 yards with a touchdown and two interceptions…Nearly perfect vs. Oakland, Oct. 12, completing 26-of-30 (86.7 percent) for 320 yards, three touchdowns and a 144.4 passer rating. Completed first 16 passes, and named NFC Offensive Player of the Week…Going against his former team for first time, led Saints to 37-32 win over San Diego at London's Wembley Stadium Oct. 26. Named NFC Offensive Player of the Week after throwing for 339 yards and three touchdowns on 30-for-41 passing with a quarterback rating of 121.9...At Atlanta, Nov. 9, recorded 422 yards with two touchdowns, including 294 in fourth quarter…Named NFC Offensive Player of the Week after posting a passer rating of 157.5 vs. Green Bay, Nov. 24. Completed 20-of-26 for 323 yards and four touchdowns,

YARDAGE LEADER

With 51,081 career passing yards, Brees is ranked second among active NFL passers and fifth all-time. After throwing for 5,162 yards in 2013, he's the only player in to throw for 5,000 four times, holding three of the current top-five yardage totals and four of the top seven.

TOP FIVE ALL-TIME CAREER NFL PASSING YARDAGE TOTALS

	Yards	Quarterback
1.	71,838	Brett Favre
2.	64,964	Peyton Manning
3.	61,361	Dan Marino
4.	51,475	John Elway
5.	**51,081**	**Drew Brees**

MOST PASSING YARDS IN AN NFL SEASON (ALL 5,000 YARD PASSING SEASONS)

	Quarterback	Year	Yards
1.	Peyton Manning, Den.	2013	5,477
2.	**Drew Brees, NO**	**2011**	**5,476**
3.	Tom Brady, NE	2011	5,235
4.	**Drew Brees, NO**	**2012**	**5,177**
5.	**Drew Brees, NO**	**2013**	**5,162**
6.	Dan Marino, Mia.	1984	5,084
7.	**Drew Brees, NO**	**2008**	**5,069**
8.	Matthew Stafford, Det.	2011	5,038

MOST PASSING YARDS IN 2013

	Quarterback	Yards
1.	Peyton Manning, Den.	5,477
2.	**Drew Brees, NO**	**5,162**
3.	Matthew Stafford, Det.	4,650

TOUCHDOWN LEADER

With 363 career touchdown passes, Brees ranks fourth all-time and second among active players. His 39 touchdown passes in 2013 ranked first in the NFC and second in the NFL.

TOP FIVE ALL-TIME NFL PASSING TD TOTALS

TDs	Quarterback
508	Brett Favre
491	Peyton Manning
420	Dan Marino
363	**Drew Brees**
359	Tom Brady

TOP THREE NFL PASSING TD TOTALS IN 2013

TDs	Quarterback
55	Peyton Manning
39	**Drew Brees**
33	Andy Dalton

including 70-yard scores to Moore and Colston. Led team to 51 points in win, then tied for the franchise's highest total…Dec. 21, at Detroit, had passer rating of 117.8, going 30-of-40 for 351 yards and two touchdowns, breaking what were then his own team records for passing yardage and touchdowns… Led furious comeback that fell short in fourth quarter vs. Carolina, Dec. 28, finishing 30-of-49 with 386 yards, four TDs – three in the final 15 minutes – and one interception. Became the second player in NFL history to throw for over 5,000 yards. **2007** – Led NFL in completions (then-league-record 440) and attempts (652), ranked second in yards (4,423), third in completion percentage (67.5) and tied for sixth in touchdown passes (28). Started all 16 games, finishing with a passer rating of 89.4. Threw for 250 yards or more in 11 contests, including five of over 300 yards. Average of 276.4 yards per game ranked second in league. Tied for fifth in NFL with 27 completions of 25 yards or more. Picked by teammates as one of five season-long captains…Recorded first 300-yard day of season at San Francisco, Oct. 28, completing 31-of-39 (79.5 pct.) for 336 yards with a season-high four touchdowns for a 136.8 rating, and was named NFC Offensive Player of the Week…Threw for what was then the second-most passing yards in club history with 445 in win vs. Jacksonville, Nov. 4. Completed 35-of-49 with three touchdowns. His 346 first half passing yards are the most for a Saint in a single half…Nov. 25, led Saints to first win at Carolina since 2005 by throwing three touchdowns and running for an eight-yard score. Completed 24-of-36 passes for 260 yards and one interception. Rushing touchdown was his first with Saints…In win at Atlanta, Dec. 10, completed 28-of-41 for 328 yards with three touchdowns, two to Colston and a 116.7 rating…Dec. 16 vs. Arizona posted 86.7 completion percentage (26-for-30) with 315 yards, two touchdowns (19- and 32-yard strikes), no interceptions and a 132.6 rating, his fourth-straight game in triple digits. Named NFC Offensive Player of the Week…Finished 27-of-42 for 284 yards and an interception vs. Philadelphia, Dec. 23. In first quarter, continued a streak that started the week before of 17-straight completions…At Chicago, Dec. 30, set club record for attempts in a game with 60, completing 35 for 320 yards and three touchdowns with two interceptions. Broke what was then NFL record for completions in a season in second quarter (418, Gannon-2002). **2006** – Top free agent signing paid immediate dividends with honor-filled season, leading the offense and rewriting club's pass-

ing records. Started all 16 regular season games and both playoff games. Completed 356 of 554 (64.3%) for an NFL-high 4,418 yards, with 26 touchdowns and 11 interceptions. Posted a then-team-record 96.2 QB rating. Set a slew of team records that he's since broken, but his single-game passing yardage mark (510 vs. Cincinnati, Nov. 19) still stands. Threw for more yards than any quarterback in NFL history with a new team (previous: Drew Bledsoe, 4,359, Buffalo, 2002). Had 1,954 yards from Oct. 29-Nov. 26 (vs. Baltimore through at Atlanta), the most over a five-game span. Had streaks of 141, 136 and 102 passes without an interception. Had 4,033 yards in first 13 games, second-highest in league history at that point in the season (Gannon, Oakland, 2002, 4,205)…In NFC Championship at Chicago, 1/21/07, completed 27-of-49 passes for 354 yards with two touchdowns and an interception. Had an 88-yard touchdown pass to Reggie Bush…In NFC Divisional Playoff win vs. Philadelphia, 1/13/07, completed 20-of-32 for 243 yards with one touchdown pass…Ended postseason 47-of-81 for

WORTH NOTING

Brees is only the second NFL quarterback to have thrown for at least 25 touchdowns in eight consecutive seasons. With nine seasons overall with at least 25 touchdown passes, Brees is tied with Tom Brady for third overall in NFL record books.

With at least 30 touchdown throws each season from 2008-13, Brees is the only quarterback to do so for six consecutive seasons. With six seasons overall with at least 30 scoring throws, he's ranked third overall in NFL record books.

597 yards (58%) with three touchdowns, one interception and 88.3 rating…In first game with Saints, a win at Cleveland, Sept. 10 was 17-of-31 for 176 with a TD and interception…After rough start with a pair of early fumbles at Green Bay, Sept. 17, led comeback by completing 26 passes on 41 attempts for 353 yards with two touchdowns and a 96.9 rating. Became the lone QB in club history to notch back-to-back road wins to open a season…Sept. 25 vs. Atlanta completed 20-of-28 for 191 yards for victory in club's triumphant Superdome return following Hurricane Katrina…Had 349 yards - including a career-long 86-yard TD to Colston - while completing 28-of-38 with a 110.5 passer rating at Carolina, Oct. 1…Tossed three TDs in win vs. Philadelphia, Oct. 15. Tied with 8:26 remaining, led the Saints on a 16-play, 72-yard march to set up game-winning field goal as time expired. Completed final 10 passes, finishing 27-of-37 for 275 yards with two interceptions and a 98.4 passer rating…Posted a 136.7 passer rating, completing 24-of-32 for 314 yards, threw no interceptions and three touchdowns at Tampa Bay, Nov. 5. Completed 10-of-12 passes in the third quarter and was named NFC Offensive Player of the Week…At Pittsburgh, Nov. 12, completed 31-of-47 passes for 398 yards and one touchdown, notching third-straight game with over 300 yards…Recorded sixth-highest passing yardage day in NFL history with 510 vs. Cincinnati, Nov. 19. Completed 37-of-57, with two TDs and three interceptions. Yardage total shattered former club record (441, Aaron Brooks vs. Denver, Dec. 3, 2000). Completed passes to eight targets as club set what was then a team record with 595 yards of offense…Posted fifth-straight 300-yard day with 349, completing 21-of-30 with two touchdowns and a 131.1 rating at Atlanta, Nov. 26. Seventh

time in 11 games he reached 300-yard milestone…Streak of 300-yard days closed vs. San Francisco, Dec. 3 in mistake-free performance. Completed 17-of-28 for 186 yards, notched seventh game without interception in win…At Dallas, Dec. 10, had a season-high 140.8 QB rating, finishing with 24 completions on 38 attempts for 384 yards and 5 touchdowns. Yardage achieved over first three quarters as the Saints held commanding lead. Tossed three TDs in third quarter while completing seven-of-eight for 185 yards. Went over 4,000 yards passing, becoming first QB in club history to do so. Named NFC Offensive Player of the Week… With division locked up, only played in opening drive in finale vs. Carolina, Dec. 31, completing four-of-five passes (80.0 percent) for 46 yards and a 105.0 passer rating…NFC Pro Bowl starter. **2005** – AFC Pro Bowl first alternate...Had sterling sequel to record-setting 2004 by completing 323 of 500 passes for 3,576 yards, with 24 touchdowns, 15 interceptions and a QB rating of 89.2...Named AFC Offensive Player of the Week after 41-17 win over New England, Oct. 2, ending Patriots' NFL-record 21-game home win streak. Hit 19 of 24 passes for 248 yards with two touchdowns and a 137.5 passer rating…Completed 23 of 40 passes for 299 yards and two touchdowns at Philadelphia, Oct. 23…Recorded his first 300-yard passing day of 2005 with 324 yards vs. Kansas City, Oct. 30. Tossed three touchdowns and posted a 95.5 rating…Completed 28-of-33 for four touchdowns and 339 yards in 48-10 win over Buffalo Nov. 20. His 84.8 completion percentage was second-highest in team history and he posted a 149.1 rating… Went 35-of-52 vs. Miami, Dec. 11, with 279 yards and two touchdowns, adding one rushing score…Suffered torn labrum in his right shoulder in second quarter of finale vs. Denver, which required surgery. Injured while diving for loose ball and landed on by Gerard Warren. **2004** – Voted to first career Pro Bowl and consensus Comeback Player of Year and Most Improved Player of the Year...Named AFC Offensive Player of Week after setting team record by completing 22-of-25 for 281 yards and a then-career-high five TDs against Oakland, Oct. 31. Finished with passer rating of 153.1...Threw four TD passes vs. New Orleans, Nov. 7. Was 22-of-36 for 257 yards and a 119.8 rating...Nine TD passes most by a Chargers quarterback in two-game stretch...Completed 18 of 34 passes for 226 yards with one touchdown at Oakland, Nov. 21. Extended streak without interception to 156 tosses...Notched 378 yards at Kansas City, Nov. 28. Went 28-of-37 with two TDs to run streak without interception to team-record of 193 throws. Was 11-of-11 for 163 yards and two TDs in final quarter...Threw an interception on the second play vs. Denver, Dec. 5, to end a team-record streak of passes without interception at 194...Passed for 290 yards and three touchdowns at Indianapolis Dec. 26, including 74-yard touchdown for a 116.3 rating...First NFL QB since Craig Morton of Dallas in 1970 to throw 70-yard TD passes in three-straight games…Had 319 yards and two touchdowns in AFC Wild Card Playoff game vs. N.Y. Jets. Threw a game-tying one-yard scoring pass with 11 seconds remaining to force overtime. Completed 31-of-42 to set team record for completion percentage (.738) in postseason. **2003** – Started first eight contests and final three and completed 205-of-356 passes for 2,108 yards with 11 touchdowns and 15 interceptions…Had 270 yards, completing 28-of-45 vs. Baltimore, Sept. 21…Notched first career touchdown catch on 21-yard reception on a pass from RB LaDainian Tomlinson at Oakland, Sept. 28. Also completed 21-of-31 passes for 187 yards and one TD… At Jacksonville, Oct. 5, went 24-of-41 for 296 yards and three TDs for a 105.3

quarterback rating…Did not play Weeks 9-13...Returned vs. Green Bay, Dec. 14, after being benched for five games and passed for 363 yards (28-of-48) and two touchdowns, including a 68-yard TD. **2002** – Started 16 games and completed 320-of-526 for 3,284 yards with 17 touchdowns and 16 interceptions…Rushed for a career-high 130 yards…In first NFL start was 15-of-19 for 160 yards with two TDs at Cincinnati, Sept. 8. .789 completion percentage was the best by a quarterback making his first start since Rob Johnson completed 20-of-24 (.833) for Jacksonville in 1997...Threw first-career INT against Houston Sept. 15 to end string of 66 attempts without pick to open career...Passed for 319 yards vs. Kansas City, Oct. 13 and led game-winning drive in final 2:24, completing six-of-seven for 71 yards, including two-yard TD. **2001** – Made first NFL appearance in relief of Doug Flutie vs. Kansas City Nov. 4, and completed 15-of-27 for 221 yards with first career TD...Did not play Weeks 1-7 and 9-16.

COLLEGE – Enjoyed an honor-filled career at Purdue, including being a Heisman Trophy finalist in 1999 and 2000…Won The Maxwell Award as the nation's outstanding player in 2000 as a senior...Finalist for The Davey O'Brien Award as the nation's top quarterback in both 1999 and 2000...Ended career as Big Ten and Purdue's all-time leader in passing yards (11,792), touchdown passes (90), total yards (12,693), completion percentage (.611), completions (1,026) and attempts (1,678)...Departed fourth in NCAA Division I history for total offense, completions and attempts...Led the Boilermakers to 2000 Rose Bowl, the school's first appearance in Pasadena since 1967...Only player in conference history to throw for more than 500 yards in a game twice...Added seven 400-yard games and 16 300-yard days in his career...Earned Big Ten Player of Year honors in 1998 and 2000 and all-conference accolades for three-straight years (1998-2000)...As a senior was named Academic All-America Player of Year...Recipient of the school's Leonard Wilson Award for unselfishness and dedication...Fourth in Heisman Trophy balloting as a junior...First recipient of Socrates Award, recognizing the nation's finest athlete in terms of academics, athletics and community service...Selected Purdue's Male Athlete of Year as a junior and senior...Received Big Ten Conference Medal of Honor in 2001...Chosen for school's Mortar Board in 1999...Graduated with bachelor's degree in industrial management and manufacturing with a 3.4 grade point average.

PERSONAL – Born Jan. 15, 1979 in Austin, Texas...Has traveled to Afghanistan, Kuwait and Okinawa on USO missions…Extremely active in the community and a fixture in the New Orleans area with his Brees Dream Foundation, with the mission to provide care, education and opportunities for children facing adversity. In New Orleans, his ongoing efforts in support of the community have raised funds for Operation Kids, and he has also held The Drew Brees Gridiron Classic for youth football teams, the "Brees on the Seas" youth deep sea fishing event off the Louisiana coastline, rebuilt homes in New Orleans with Habitat for Humanity, supported Children's Hospital in New Orleans and numerous other charitable endeavors…Shared the NFL's Walter Payton Man of the Year award for community involvement with former Chargers teammate Tomlinson in 2006… Led Westlake (Austin, Texas) HS to 16-0 record and State 5A title as senior... Posted an unbeaten 28-0-1 record as a two-year starter...Selected as the Texas

Class 5A MVP in 1996...Also lettered in basketball and in baseball as a shortstop...His father, Chip, played freshman basketball at Texas A&M and grandfather, Ray Akins, finished his career with the third-most wins all-time among prep football coaches in Texas...Uncle, Marty Akins, was three-year starting quarterback and All-America at Texas (1975-77)…Has flown in the cockpits with the demonstration teams of the Navy Blue Angels in the F/A-18 and the Air Force Thunderbirds in the F-16.

DREW BREES

PASSING

Year	Team	GP	GS	Att	Cmp	Pct	Yds	Yds/Att	TD	Int	Lg	Sk	Lst	Rating
2001	San Diego	1	0	27	15	55.6	221	8.2	1	0	40	2	12	94.8
2002	San Diego	16	16	526	320	60.8	3,284	6.2	17	16	52t	24	180	76.9
2003	San Diego	11	11	356	205	57.6	2,108	5.9	11	15	68t	21	178	67.5
2004	San Diego	15	15	400	262	65.5	3,159	7.9	27	7	79t	18	131	104.8
2005	San Diego	16	16	500	323	64.6	3,576	7.2	24	15	54	27	223	89.2
2006	New Orleans	16	16	554	356	64.3	4,418	8.0	26	11	86t	18	105	96.2
2007	New Orleans	16	16	652	440	67.5	4,423	6.8	28	18	58	16	109	89.4
2008	New Orleans	16	16	635	413	65.0	5,069	8.0	34	17	84t	13	92	96.2
2009	New Orleans	15	15	514	363	70.6	4,388	8.5	34	11	75t	20	135	109.6
2010	New Orleans	16	16	658	448	68.1	4,620	7.0	33	22	80t	25	185	90.9
2011	New Orleans	16	16	657	468*	71.2*	5,476	8.3	46	14	79t	24	158	110.6
2012	New Orleans	16	16	670	422	63.0	5,177	7.7	43	19	80t	26	190	96.3
2013	New Orleans	16	16	650	446	68.6	5,162	7.9	39	12	76t	37	244	104.7
NFL Totals		**186**	**185**	**6,799**	**4,481**	**65.9**	**51,081**	**7.5**	**363**	**177**	**86t**	**271**	**1,942**	**95.3**
Saints Totals		**127**	**127**	**4,990**	**3,356**	**67.3**	**38,733**	**7.8**	**283**	**124**	**86t**	**179**	**1,218**	**99.0**

*** - NFL record**

Career record as starter: 110-75 (.595); 8-8 (.500) in 2002, 2-9 (.182) in 2003, 11-4 (.733) in 2004, 9-7 (.563) in 2005, 10-6 (.625) in 2006, 7-9 (.438) in 2007, 8-8 (.500) in 2008, 13-2 (.867) in 2009, 11-5 (.688) in 2010, 13-3 (.813) in 2011, 7-9 (.438), in 2012, 11-5 (.688) in 2013.

ADDITIONAL STATISTICS: Caught 21-yard touchdown in 2003, caught 38-yard pass in 2004, caught two passes for 10 yards in 2007, caught one pass for loss of 4 yards in 2009, caught 7-yard pass in 2010; **Totals: 6 receptions for 72 yards with 1 TD.**

RUSHING

Year	Team	Att	Yds	Avg	Lg	TD
2001	San Diego	2	18	9.0	13	0
2002	San Diego	38	130	3.4	15	1
2003	San Diego	21	84	4.0	18	0
2004	San Diego	53	85	1.6	22	2
2005	San Diego	21	49	2.3	9	1
2006	New Orleans	42	32	0.8	16	0
2007	New Orleans	23	52	2.3	9	1
2008	New Orleans	22	-1	0.0	9	0
2009	New Orleans	22	33	1.5	10	2
2010	New Orleans	18	-3	-0.2	7	0
2011	New Orleans	21	86	4.1	20	1
2012	New Orleans	15	5	0.3	3	1
2013	New Orleans	35	52	1.5	16	3
NFL Totals		**333**	**622**	**1.9**	**22**	**12**
Saints Totals		**198**	**256**	**1.3**	**20**	**8**

CAREER HIGHS: Attempts — 60, at Chicago (12/30/07); **Completions —** 39 (2x), last at St. Louis (12/15/13); **Completion Pct. —** 88.0 (22 for 25), vs. Oakland (10/31/04); **Passing Yards —** 510, vs. Cincinnati (11/19/06); **Long Pass —** 86t, at Carolina (10/1/06); **Interceptions —** 5, last at Atlanta (11/29/12); **Passing TDs —** 6, vs. Detroit (9/13/09); **Passer Rating —** 158.3, vs. New England (11/30/09); **Rushes —** 8, at Kansas City (11/28/04); **Rushing Yards —** 31, at Kansas City (12/24/05); **Long Rush —** 22, vs. Oakland (10/31/04); **Rushing TDs —** 2, at Miami (10/25/09).

DREW BREES

POSTSEASON

PASSING

Year	Team	GP	GS	Att	Cmp	Pct	Yds	Yds/Att	TD	Int	Lg	Sk	Lst	Rating
2004	San Diego	1	1	42	31	73.8	319	7.6	2	1	44	2	11	101.2
2006	New Orleans	2	2	81	47	58.0	597	7.4	3	1	88t	6	51	88.3
2009	New Orleans	3	3	102	72	70.6	732	7.2	8	0	44t	2	15	117.0
2010	New Orleans	1	1	60	39	65.0	404	6.7	2	0	40	1	7	95.4
2011	New Orleans	2	2	106	73	68.9	928	8.8	7	2	66t	5	34	110.1
2013	New Orleans	2	2	73	44	60.3	559	7.7	2	2	52	3	9	81.9
NFL totals		**11**	**11**	**464**	**306**	**65.9**	**3,539**	**7.6**	**24**	**6**	**88t**	**19**	**127**	**100.7**
Saints totals		**10**	**10**	**422**	**275**	**65.2**	**3,220**	**7.6**	**22**	**5**	**88t**	**17**	**116**	**100.6**

Career postseason record as starter: 6-5 (.546); 0-1 (.000) in 2004 , 1-1 (.500) in 2006, 3-0 (1.000) in 2009, 0-1 (.000) in 2010, 1-1 (.500) in 2011, 1-1 (.500) in 2013.

RUSHING

Year	Team	Att	Yds	Avg	Lg	TD
2004	San Diego	5	17	3.4	7	0
2006	New Orleans	4	6	1.5	8	0
2009	New Orleans	5	-4	-0.8	0	0
2010	New Orleans	2	6	3.0	6	0
2011	New Orleans	5	4	0.8	5	0
2013	New Orleans	5	13	2.6	5	0
NFL Totals		**26**	**42**	**1.6**	**8**	**0**
Saints Totals		**21**	**25**	**1.2**	**8**	**0**

POSTSEASON CAREER HIGHS: Attempts — 63, at San Francisco (1/14/12); **Completions —** 40, at San Francisco (1/14/12); **Completion Pct. —** 82.1 (32 for 39), vs. Indianapolis (2/7/10); **Passing Yards —** 466, vs. Detroit (1/7/12); **Long Pass —** 88t, at Chicago (1/21/07); **Interceptions —** 2, at San Francisco (1/14/12); **Passing TDs —** 4, at San Francisco (1/14/12); **Passer Rating —** 134.4, vs. Detroit (1/7/12); **Rushes —** 5 (2x), last at Philadelphia (1/4/14); **Rushing Yards —** 17, vs. N.Y. Jets (1/8/05); **Long Rush —** 8, at Chicago (1/21/07); **Rushing TDs —** 0.



Brodrick BUNKLEY

77

NT

HEIGHT: 6-2 WEIGHT: 306
COLLEGE: FLORIDA STATE
JOINED SAINTS: UFA-12 (DEN)
NFL EXPERIENCE: 9
BORN: 11/23/83

NFL CAREER – Bunkley anchored the middle of the line of a defense that made record improvement in 2013. His 24 tackles didn't tell the tale of his sturdy play in the middle for a defense that surrendered 134.4 less net yards per game than in 2012. Originally a first round (14th overall) selection in the 2006 NFL Draft by the Philadelphia Eagles, the eight-year veteran's played in 119 games with 90 starts with career totals of 361 tackles (208 solo), 8.5 sacks, nine passes defensed and three fumble recoveries.

CAREER TRANSACTIONS – Signed by Saints to a five-year contract

(UFA-DEN), 3/21/12; Acquired by Denver Broncos from Philadelphia, 8/1/11; Signed by Philadelphia to a six-year contract, 8/4/06; Selected in the first round (14th overall) of the 2006 NFL Draft by the Philadelphia Eagles.

2013 – Appeared in 12 games with 10 starts at nose tackle and recorded 24 tackles (11 solo)…Started both playoff contests and finished with eight stops (five solo)…Left season opener vs. Atlanta, Sept. 8 with calf injury and was inactive for next four contests before returning to action at New England, Oct. 13…Played an important role in the interior for a defense that made one of the most impressive statistical turnarounds in NFL history, surrendering 134.4 fewer net yards per game and giving up 9.4 fewer points per game than in 2012. **2012** – Started all 15 games he appeared in for his first season as a Saint. Recorded 32 tackles (18 solo), 2.5 sacks for a loss of 8.5 yards and two passes defensed…Totaled a season-high seven stops (four solo) and split a sack with LB Scott Shanle in his Saints debut vs. Washington, Sept. 9…Registered one sack of Michael Vick on Monday Night Football vs. Philadelphia, Nov. 5…Posted three tackles (one solo) and one pass defensed at Atlanta, Nov. 29…Recorded six tackles (four solo) and a sack in the season finale vs. Carolina, Dec. 30. **2011** – Appeared in all 16 regular season games with 13 starts at nose tackle in his first season with the Broncos…Finished with 43 tackles (33 solo)…Registered season-high five solo tackles vs. N.Y. Jets, Nov. 17…Played in both postseason contests with one start and totaled six tackles (four solo), a sack and a forced fumble…Recorded first career postseason sack in AFC Wild Card Playoff vs. Pittsburgh, 1/8/12…Forced a fumble in AFC Divisional Playoff at New England, 1/14/12. **2010** – Played in 14 games with five starts in final season with the Philadelphia Eagles…Registered 34 tackles (20 solo) and a pass defensed…Ranked second on the team with five tackles for a loss…Made one tackle in NFC Wild Card playoff vs. Green Bay, 1/9/11…Missed two contests with an elbow injury, snapping a 47-game starting streak. **2009** – Started all 16 games and recorded 58 tackles (37 solo), a sack for minus four yards, four passes defensed and one fumble recovery…Tied for the team lead with six tackles for a loss…Registered four tackles in NFC Wild Card playoff at Dallas, 1/4/10. **2008** – Started all 16 games and finished with a career-high 82 tackles (46 solo) in addition to two sacks for minus one yard, one pass defensed and one fumble recovery…Started all three postseason contests and recorded 13 tackles (five solo). **2007** – Started all 15 games he appeared in and registered 75 tackles (35 solo) with a career-best three sacks for minus 20 yards and one fumble recovery…Recorded seven tackles (one solo) in his first career start at Green Bay, Sept. 9. **2006** – Appeared in 15 games in his rookie campaign and totaled 13 tackles (eight solo) and one pass defensed…Played in both postseason contests but did not post any stats.

COLLEGE – Appeared in 44 career games with 22 starts as a four-year letterman at Florida State…Finished with 129 tackles and 11.5 sacks…Ranked fourth in school history with 37 tackles for a loss…Ranked second in the nation with 25 tackles for a loss in his senior season, the most in a season by a Seminole…Earned numerous All-American honors his senior year…Majored in social science.

PERSONAL – Attended Chamberlain (Tampa, Fla.) HS and was rated the

state's second-best DT by *Florida Times-Union*…Led team to the state finals with 18.5 sacks as a senior and was selected to play in the Georgia-Florida All-Star Game…Born on Nov. 23, 1983 in Tampa, Fla.

BRODRICK BUNKLEY

					TACKLES				INTERCEPTIONS					FUMBLES		
Year	Team	GP	GS	Tot	Solo	Asst	Sk	Yds	No	Yds	Lg	TD	PD	FF	FR	Yds
2006	Philadelphia	15	0	13	8	5	0.0	0.0	0	0	0	0	1	0	0	0
2007	Philadelphia	15	15	75	35	40	3.0	20.0	0	0	0	0	0	0	1	0
2008	Philadelphia	16	16	82	46	36	2.0	1.0	0	0	0	0	1	0	1	0
2009	Philadelphia	16	16	58	37	21	1.0	4.0	0	0	0	0	4	0	1	0
2010	Philadelphia	14	5	34	20	14	0.0	0.0	0	0	0	0	1	0	0	0
2011	Denver	16	13	43	33	10	0.0	0.0	0	0	0	0	0	0	0	0
2012	New Orleans	15	15	32	18	14	2.5	8.5	0	0	0	0	2	0	0	0
2013	New Orleans	12	10	24	11	13	0.0	0.0	0	0	0	0	0	0	0	0
NFL Totals		**119**	**90**	**361**	**208**	**153**	**8.5**	**33.5**	**0**	**0**	**0**	**0**	**9**	**0**	**3**	**0**
Saints Totals		**27**	**25**	**56**	**29**	**27**	**2.5**	**8.5**	**0**	**0**	**0**	**0**	**2**	**0**	**0**	**0**

CAREER HIGHS: Tackles — 11, vs. N.Y. Giants (11/9/08); **Sacks —** 2, vs. Detroit (9/23/07); **Interceptions —** 0; **Passes Defensed —** 1 (9x), last at Atlanta (11/29/12); **Fumble Recoveries —** 1 (3x), last at Washington (10/26/09).

POSTSEASON

					TACKLES				INTERCEPTIONS					FUMBLES		
Year	Team	GP	GS	Tot	Solo	Asst	Sk	Yds	No	Yds	Lg	TD	PD	FF	FR	Yds
2006	Philadelphia	2	0	0	0	0	0.0	0.0	0	0	0	0	0	0	0	0
2008	Philadelphia	3	3	13	5	8	0.0	0.0	0	0	0	0	0	0	0	0
2009	Philadelphia	1	1	4	3	1	0.0	0.0	0	0	0	0	0	0	0	0
2010	Philadelphia	1	0	1	1	0	0.0	0.0	0	0	0	0	0	0	0	0
2011	Denver	2	1	6	4	2	1.0	6.0	0	0	0	0	0	1	0	0
2013	New Orleans	2	2	8	5	3	0.0	0.0	0	0	0	0	0	0	0	0
NFL Totals		**11**	**7**	**32**	**18**	**14**	**1.0**	**6.0**	**0**	**0**	**0**	**0**	**0**	**1**	**0**	**0**
Saints Totals		**2**	**2**	**8**	**5**	**3**	**0.0**	**0.0**	**0**	**0**	**0**	**0**	**0**	**0**	**0**	**0**

POSTSEASON CAREER HIGHS: Tackles — 6, at N.Y. Giants (1/11/09); **Sacks —** 1, vs. Pittsburgh (1/8/12); **Interceptions —** 0; **Forced Fumbles —** 1, at New England (1/14/12); **Fumble Recoveries —** 0.

Rafael BUSH

25

S

HEIGHT: 5-11 WEIGHT: 200
COLLEGE: SOUTH CAROLINA STATE
JOINED SAINTS: WAI-12 (DEN)
NFL EXPERIENCE: 4
BORN: 5/12/87

NFL CAREER – Bush is a fourth-year safety who originally came into the NFL in 2010 as an undrafted free agent out of South Carolina State. After appearing in seven games with the Atlanta Falcons and Denver Broncos, and enjoying two stints on the Falcons practice squad, Bush joined the Saints immediately following the end of the 2012 preseason and led the special teams units with 15 tackles while also contributing to the secondary. In 2013, he appeared in 13 games with six starts in the secondary, posting 46 tackles (29 solo), six passes defensed, one forced fumble and one fumble recovery, while adding four special teams stops.

CAREER TRANSACTIONS – Offer sheet matched by New Orleans, 4/7/14; Signed to an offer sheet by Falcons, 4/3/14; Re-signed, 2/14/13; Claimed by New Orleans Saints off of waivers from Denver, 9/1/12; Waived by Denver, 8/31/12; Signed to Denver Broncos active roster from Atlanta practice squad, 10/18/11; Signed to Falcons practice squad, 9/4/11; Waived by Falcons, 9/3/11; Signed to Falcons active roster from the practice squad, 12/29/10; Signed to the Falcons practice squad, 9/5/10; Waived by Atlanta, 9/4/10; Originally signed by Atlanta Falcons as an undrafted free agent, 4/26/10.

2013 – Played in 13 games with six starts and posted 46 tackles (29 solo), six passes defensed, a forced fumble, a fumble recovery and four special teams stops…Appeared in both postseason games with one start and recorded eight tackles (six solo)…Received first career start at nickelback and saw action on special teams vs. Miami, Sept. 30, finishing with five stops (four solo), a pass defense and a fumble recovery…Started at nickelback and posted six tackles (four solo) at Chicago, Oct. 6…Started at nickelback and posted a career-high nine tackles (seven solo), forced a fumble and had a special teams stop at New England, Oct. 13…Started and also saw action on special teams at N.Y Jets, Nov. 3, recorded seven tackles (two solo) and posted one special teams stop…Started vs. Dallas, Nov. 10, and recorded one solo tackle…Inactive for Week 14-16 contests with an ankle injury…Returned to action and starting lineup in regular season finale vs. Tampa Bay, Dec. 29 and posted four stops (three solo) and a career-high three passes defensed…Started NFC Wild Card Playoff at Philadelphia, 1/4/14, and posted five tackles (three solo)…Made three solo tackles in NFC Divisional Playoff at Seattle, 1/11/14. **2012** – After being picked up on waivers at the conclusion of the preseason by the Saints, Bush appeared in all 16 games and led the club with 15 special teams tackles, also adding a fumble recovery on coverage. On defense, recorded 13 tackles (nine solo), an interception, a pass defensed, a forced fumble and a fumble recovery…In Saints debut vs. Washington, Sept. 9, registered a career-high three special teams tackles…Tallied two special teams stops vs. San Diego, Oct. 7…Recovered a fumble on special teams vs. San Francisco, Nov. 25…Filled up the stat sheet with four stops (two solo), a forced fumble, a fumble recovery and a special teams stop at Atlanta, Nov. 29…In his most extensive action on defense to date, finished with four tackles (three solo), a 40-yard interception return and one pass defensed vs. Tampa Bay, Dec. 16…Had one solo tackle, while tying his career-high with three special teams stops at Dallas, Dec. 23. **2011** – Appeared in six regular season games and two postseason contests for the Denver Broncos. Posted three special teams stops in regular season. Saw first career action on defense in the postseason in two games and recorded nine tackles (three solo). **2010** – Spent first 16 weeks of his rookie season on the Falcons practice squad…Named to the active roster for the last week of the regular season and first two weeks of postseason, appearing in one playoff contest.

COLLEGE – Attended South Carolina State University…Posted 222 career tackles…As a senior, recorded 54 stops, scored three touchdowns to rank fourth on the Bulldogs and earned Defensive MVP honors from coaches…Named to school's All-Decade Team.

PERSONAL – Attended Williston-Elko (Williston, S.C.) HS…Registered more than 3,500 rushing yards as a three-year starter at RB…Named All-State, All-Region and All-Area during each of his three years as a starter, highlighted by his 1,800-yard, 28-touchdown campaign as a junior…Born on May 12, 1987 in Williston, South Carolina.

RAFAEL BUSH

					TACKLES				INTERCEPTIONS					FUMBLES		
Year	**Team**	**GP**	**GS**	**Tot**	**Solo**	**Asst**	**Sk**	**Yds**	**No**	**Yds**	**Lg**	**TD**	**PD**	**FF**	**FR**	**Yds**
2010	Atlanta					DID NOT PLAY										
2011	Denver	6	0	0	0	0	0.0	0.0	0	0	0	0	0	0	0	0
2012	New Orleans	16	0	13	9	4	0.0	0.0	1	40	40	0	1	1	1	1
2013	New Orleans	13	6	46	29	17	0.0	0.0	0	0	0	0	6	1	1	0
NFL Totals		**35**	**6**	**59**	**38**	**21**	**0.0**	**0.0**	**1**	**40**	**40**	**0**	**7**	**2**	**2**	**1**
Saints Totals		**29**	**6**	**59**	**38**	**21**	**0.0**	**0.0**	**1**	**40**	**40**	**0**	**7**	**2**	**2**	**1**

ADDITIONAL STATISTICS: Special Teams Tackles — (2011, 3); (2012, 15); (2013, 4) **Total: 22; Special Teams Fumble Recoveries —** (2012, 1) **Total: 1**

CAREER HIGHS: Tackles — 9, at New England (10/13/13); **Sacks —** 0; **Interceptions —** 1, vs. Tampa Bay (12/16/12); **Passes Defensed —** 3, vs. Tampa Bay (12/29/13); **Forced Fumbles —** 1 (2x), last at New England (10/13/13); **Fumble Recoveries —** 1 (2x), last vs. Miami (9/30/13); **Special Teams Tackles —** 3 (2x), last at Dallas (12/23/12).

POSTSEASON

					TACKLES				INTERCEPTIONS					FUMBLES		
Year	**Team**	**GP**	**GS**	**Tot**	**Solo**	**Asst**	**Sk**	**Yds**	**No**	**Yds**	**Lg**	**TD**	**PD**	**FF**	**FR**	**Yds**
2010	Atlanta	1	0	0	0	0	0.0	0.0	0	0	0	0	0	0	0	0
2011	Denver	2	0	9	3	6	0.0	0.0	0	0	0	0	0	0	0	0
2013	New Orleans	2	1	8	6	2	0.0	0.0	0	0	0	0	0	0	0	0
NFL Totals		**5**	**1**	**17**	**9**	**8**	**0.0**	**0.0**	**0**	**0**	**0**	**0**	**0**	**0**	**0**	**0**
Saints Totals		**2**	**1**	**8**	**6**	**2**	**0.0**	**0.0**	**0**	**0**	**0**	**0**	**0**	**0**	**0**	**0**

POSTSEASON CAREER HIGHS: Tackles — 8, at New England (1/14/12); **Sacks —** 0; **Interceptions —** 0; **Forced Fumbles —** 0; **Fumble Recoveries —** 0.



Victor BUTLER

90
OLB

HEIGHT: 6-2 WEIGHT: 245
COLLEGE: OREGON STATE
JOINED SAINTS: UFA-13 (DAL)
NFL EXPERIENCE: 6
BORN: 7/29/87

NFL CAREER – Arriving in New Orleans as an unrestricted free agent in 2013 after spending his first four seasons with the Dallas Cowboys, who picked him in the fourth round of the 2009 NFL Draft, Butler missed the entire 2013 campaign recovering from a season-ending knee injury suffered prior to the start of training camp that required surgery. Following several months of arduous rehabilitation, Butler will return to the field for training camp to supplement the club's pass rush. The former Oregon State standout appeared in 63 contests with two starts for the Cowboys and totaled 65 tackles (48 solo), 11 sacks, five passes de-

fensed, three forced fumbles and two fumble recoveries, adding 40 stops and one forced fumble on special teams.

CAREER TRANSACTIONS – Placed on Reserve/Physically Unable to Perform by New Orleans, 8/27/13; Agreed to terms on a two-year contract with the New Orleans Saints (UFA-DAL), 3/28/13; Signed by Dallas to a four-year contract, 7/29/09; Selected by the Dallas Cowboys in the fourth round (110th overall) of the 2009 NFL Draft.

2013 – Spent entire season on Reserve/Physically Unable to Perform list after suffering a knee injury in June. **2012** – Played in 16 games with one start and recorded 23 tackles (21 solo), three sacks, three passes defensed, one forced fumble and a fumble recovery. Added four stops and one forced fumble on special teams…Earned his only start of the season in place of Anthony Spencer vs. Chicago, Oct. 1, and finished with one tackle and a fumble recovery…Posted five solo stops and one pass defensed at Baltimore, Oct. 14…Registered two solo tackles and a sack at Atlanta, Nov. 4…Earned three stops (two solo) and a sack of Nick Foles at Philadelphia, Nov. 11…Totaled two solo tackles, a sack and a forced fumble vs. Philadelphia, Dec. 2…Tied a season-high and career-high with five tackles (four solo) vs. New Orleans, Dec. 23. **2011** – Appeared in 16 games and posted 16 tackles (10 solo), three sacks, a pass defensed and 14 special teams stops…Posted his first sack of the season in home-opening win vs. Washington, Sept. 26…Tied for team lead with two special teams tackles vs. Detroit, Oct. 2…Earned three special teams stops, tied for the team lead, at New England, Oct. 16…Totaled three tackles and a sack at Washington, Nov. 20…Registered three tackles and a sack vs. Miami, Nov. 24. **2010** – Appeared in 15 games and totaled 20 tackles (13 solo), two sacks, a forced fumble and 10 special teams stops…Recorded first sack of season and a forced fumble vs. Jacksonville, Oct. 31…Made season-high four tackles at Green Bay, Nov. 7…Recorded three tackles and a key fourth quarter sack of Rex Grossman on third down vs. Washington, Dec. 19. **2009** – Finished ranked first among Dallas rookies with three sacks, tied for fifth on the team, while playing in 16 games with one start in first NFL season. Also made postseason debut but did not record any stats vs. Philadelphia, 1/9/10 and at Minnesota, 1/17/10. Tied for fourth on team with 12 special teams stops…Posted one stop on defense and led the team with four special teams tackles in NFL debut at Tampa Bay, Sept. 13…Recorded first career sack while registering two fourth quarter takedowns of Jake Delhomme vs. Carolina, Sept. 28…Recovered first career fumble while adding two special teams stops vs. Seattle, Nov. 1…Earned a sack of Donovan McNabb in fourth quarter at Philadelphia, Nov. 8.

COLLEGE – Appeared in 49 games for Oregon State and his career totals included 110 tackles (60 solo), 39.5 tackles for a loss of 248 yards, 26 sacks for a loss of 207 yards, five passes defensed, six forced fumbles, five fumble recoveries and one block. Ended college career ranked second all-time in school history in sacks…Started all 13 games as a senior captain and posted career-highs in tackles (65), sacks (12, tied for school record) and tackles for a loss (school-record 21.5) while earning first-team All-Pac 10 honors. Also added four forced fumbles and two fumble recoveries…Accounted for 10.5 sacks as a junior while playing 13

contests and also contributing 25 tackles (18 solo), 12.5 tackles for a loss (124 yards), five passes defensed, two forced fumbles and two fumble recoveries…As a sophomore, appeared in all 14 games and posted 17 tackles (10 solo), 3.5 sacks, 5.5 tackles for a loss (30 yards) and a fumble recovery…Saw action in nine games as a true freshman…Majored in political science.

PERSONAL – Attended Eisenhower (Rialto, Calif.) HS where he was two-time All-League selection and an All-County pick as a senior…Was a three-year letterwinner as a safety, defensive end and kick returner…Played defensive end only as a senior due to team needs…Was an active participant in several of the Cowboys' community relations initiatives during his four-year tenure and will do the same in New Orleans in 2014.

VICTOR BUTLER

					TACKLES				INTERCEPTIONS					FUMBLES		
Year	**Team**	**GP**	**GS**	**Tot**	**Solo**	**Asst**	**Sk**	**Yds**	**No**	**Yds**	**Lg**	**TD**	**PD**	**FF**	**FR**	**Yds**
2009	Dallas	16	1	6	4	2	3.0	16.0	0	0	0	0	1	1	1	0
2010	Dallas	15	0	20	13	7	2.0	16.0	0	0	0	0	0	1	0	0
2011	Dallas	16	0	16	10	6	3.0	15.0	0	0	0	0	1	0	0	0
2012	Dallas	16	1	23	21	2	3.0	25.0	0	0	0	0	3	1	1	0
2013	New Orleans							INJURED RESERVE								
NFL Totals		**63**	**2**	**65**	**48**	**17**	**11.0**	**82.0**	**0**	**0**	**0**	**0**	**5**	**3**	**2**	**0**

ADDITIONAL STATISTICS: Special Teams Tackles — (2009, 12); (2010, 10); (2011, 14); (2012, 4) **Total: 40; Special Teams Forced Fumbles —** (2012, 1) **Total: 1.**

CAREER HIGHS: Tackles — 5 (2x), last vs. New Orleans (12/23/12); **Sacks —** 2, vs. Carolina (9/28/09); **Interceptions —** 0; **Passes Defensed —** 1 (5x), last vs. Pittsburgh (12/16/12); **Forced Fumbles —** 1 (2x), last vs. Philadelphia (12/2/12); **Fumble Recoveries —** 1 (2x), last vs. Chicago (10/1/12).

POSTSEASON

					TACKLES				INTERCEPTIONS					FUMBLES		
Year	**Team**	**GP**	**GS**	**Tot**	**Solo**	**Asst**	**Sk**	**Yds**	**No**	**Yds**	**Lg**	**TD**	**PD**	**FF**	**FR**	**Yds**
2009	Dallas	2	0	0	0	0	0.0	0.0	0	0	0	0	0	0	0	0
NFL Totals		**2**	**0**	**0**	**0**	**0**	**0.0**	**0.0**	**0**	**0**	**0**	**0**	**0**	**0**	**0**	**0**



Jairus BYRD

31

S

HEIGHT: 5-10 WEIGHT: 203
COLLEGE: OREGON
JOINED SAINTS: UFA-14 (BUF)
NFL EXPERIENCE: 6
BORN: 10/7/86

NFL CAREER – Byrd is a sixth-year safety from Oregon, who New Orleans signed as an unrestricted free agent from the Buffalo Bills at the start of the off-season and is expected to make an impact in the Saints secondary. A second round draft pick by the Buffalo Bills (42nd overall) out of Oregon in 2009, Byrd became a starter at free safety as a rookie in week four and made an immediate impact, as he was named as a consensus All-Rookie selection, tying for the NFL lead with a

club rookie-record nine interceptions. He was the fourth Buffalo rookie selected to the Pro Bowl. In that standout rookie campaign, Byrd became the first player since the 1970 AFL-NFL merger to recorded three consecutive multi-interception games. The San Diego native has been selected to a total of three Pro Bowls and has appeared in 73 games with 66 starts overall. Byrd has posted career totals of 352 tackles (256 solo), three sacks, 22 picks, 33 passes defensed, 11 forced fumbles and five fumble recoveries. His interception total since 2009 is ranked second in the NFL. In 2013, Byrd appeared in 11 games with nine starts and finished the season with 48 tackles (37 solo), one sack, four interceptions, tied for the team lead and fourth in the AFC, six passes defensed and one forced fumble. He shook off a foot injury that sidelined him for the season's first five games to be selected to his third Pro Bowl and be named an *Associated Press* second-team All-Pro.

CAREER TRANSACTIONS – Agreed to terms with Saints on a six-year contract (UFA-BUF), 3/14/14; Re-signed by Buffalo Bills to one-year contract as Franchise Player, 8/20/13; Designated as Franchise Player by Buffalo, 3/1/13; Placed on Injured Reserve by Buffalo, 12/23/09; Signed by Buffalo to a four-year contract, 7/29/09; Selected by Buffalo in the second round (42nd overall) of the 2009 NFL Draft.

HONORS – **2013:** Pro Bowl; *Associated Press* second-team All-Pro; **2012:** Pro Bowl; NFC Defensive Player of the Week (Week Six); GMC Never Say Never Moment of the Week (Week 12)); **2010**: Bills Ed Block Courage Award Winner; *The Sporting News* Top 25 Under 25; **2009**: Pro Bowl; NFL Defensive Rookie of the Month (October); All-Rookie (*Pro Football Weekly*/Pro Football Writers of America, *The Sporting News*, Football Outsiders, *Dallas Morning News*).

WORTH NOTING

NFL INTERCEPTION LEADERS SINCE 2009

	Player	Interceptions
1.	Asante Samuel	25
2.	**Jairus Byrd**	**22**
3t.	DeAngelo Hall	21
3t.	Ed Reed	21

2013 – Played in 11 games with nine starts after missing first five contests (foot). Finished the season with 48 tackles and four interceptions and was named to his third Pro Bowl…Inactive for first five games with a foot injury…Made his first start of the year at New Orleans, Oct. 27 and produced three tackles and a pass defensed…Totaled four tackles vs. Kansas City, Nov. 3, as the defense yielded 115 passing yards…Posted his first interception of the season which led to a Bills FG at Pittsburgh, Nov. 10…Became the first Bill ever and only player in week 11 to produce two interceptions and one sack vs. N.Y. Jets, Nov. 17. Helped Bills pass defense yield a season-low 12 completions and added four tackles, including one stop for a loss, a quarterback hit and two passes defensed…Totaled a season-high nine tackles vs. Atlanta, Dec. 1…Recorded his fourth interception of the season and 22nd of his career, also adding four tackles at Tampa Bay, Dec. 8…Totaled six tackles at Jacksonville, Dec. 15…Recorded two tackles as Buffalo pass defense yielded a season-low 89 passing yards vs. Miami, Dec. 22. **2012** – Started all 16

CAREER GAME BY GAME

DEFENSE

2013		GP	ST	SOLO	AST	TOT	SACK/YDS		INT/YDS		PD	FF	FR
9/8	NE						Inactive (foot)						
9/15	CAR						Inactive (foot)						
9/22	@NYJ						Inactive (foot)						
9/29	BAL						Inactive (foot)						
10/3	@CLE						Inactive (foot)						
10/13	CIN	X		2	2	4	0	0	0	0	1	0	0
10/20	@MIA	X		4	0	4	0	0	0	0	0	0	0
10/27	@NO	X	X	3	0	3	0	0	0	0	1	0	0
11/3	KC	X	X	3	1	4	0	0	0	0	0	0	0
11/10	@PIT	X	X	4	1	5	0	0	1	57	1	0	0
11/17	NYJ	X	X	3	1	4	1	9	2	9	2	0	0
12/1	ATL	X	X	6	3	9	0	0	0	0	0	0	0
12/8	@TB	X	X	3	1	4	0	0	1	19	1	0	0
12/15	@JAX	X	X	5	1	6	0	0	0	0	0	0	0
12/22	MIA	X	X	2	0	2	0	0	0	0	0	0	0
12/29	@NE	X	X	2	1	3	0	0	0	0	0	1	0
2013 Season		**11**	**9**	**37**	**11**	**48**	**1**	**9**	**4**	**85**	**6**	**1**	**0**

2012		GP	ST	SOLO	AST	TOT	SACK/YDS		INT/YDS		PD	FF	FR
9/9	@NYJ	X	X	3	2	5	0	0	0	0	0	0	0
9/16	KC	X	X	4	3	7	0	0	1	0	1	0	0
9/23	@CLE	X	X	3	0	3	0	0	0	0	0	0	0
9/30	NE	X	X	5	4	9	0	0	0	0	0	2	1
10/7	@SF	X	X	1	2	3	0	0	0	0	0	0	0
10/14	@ARZ	X	X	4	0	4	0	0	2	36	2	0	0
10/21	TEN	X	X	4	2	6	0	0	0	0	0	1	0
11/4	@HOU	X	X	4	1	5	0	0	0	0	0	0	0
11/11	@NE	X	X	3	1	4	0	0	0	0	0	0	0
11/15	MIA	X	X	2	2	4	0	0	1	0	2	0	1
11/25	@IND	X	X	5	1	6	0	0	0	0	0	0	0
12/2	JAX	X	X	1	0	1	0	0	1	45	1	0	0
12/9	StL	X	X	4	1	5	0	0	0	0	0	0	0
12/16	SEA	X	X	3	2	5	0	0	0	0	0	0	0
12/23	@MIA	X	X	4	0	4	0	0	0	0	0	1	0
12/30	NYJ	X	X	3	2	5	0	0	0	0	0	0	0
2012 Season		**16**	**16**	**53**	**23**	**76**	**0**	**0**	**5**	**81**	**6**	**4**	**2**

2011		GP	ST	SOLO	AST	TOT	SACK/YDS		INT/YDS		PD	FF	FR
9/11	@KC	X	X	5	0	5	0	0	0	0	0	0	0
9/18	OAK	X	X	8	2	10	0	0	0	0	0	0	0
9/25	NE	X	X	8	4	12	0	0	0	0	2	0	0
10/2	@CIN	X	X	5	2	7	0	0	0	0	0	0	0
10/9	PHI	X	X	8	0	8	0	0	0	0	1	1	1
10/16	@NYG	X	X	2	2	4	0	0	0	0	0	0	0
10/30	WAS	X	X	3	1	4	1	9	1	22	1	0	0
11/6	NYJ	X	X	3	3	6	0	0	1	29	1	0	0
11/13	@DAL	X	X	6	2	8	0	0	0	0	0	1	0
11/20	@MIA	X	X	5	0	5	0	0	0	0	0	0	0
11/27	@NYJ	X	X	4	0	4	0	0	0	0	1	0	0
12/4	TEN	X	X	8	1	9	0	0	0	0	0	1	0
12/11	@SD	X	X	1	2	3	0	0	0	0	0	0	0
12/18	MIA	X	X	3	0	3	0	0	0	0	1	0	0
12/24	DEN	X	X	5	2	7	0	0	1	37	1	0	0
1/1	@NE	X	X	1	2	3	0	0	0	0	0	0	0
2011 Season		**16**	**16**	**75**	**23**	**98**	**1**	**9**	**3**	**88**	**8**	**3**	**1**

games for Bills. Led team with five interceptions, Recording 76 tackles (53 solo), four forced fumbles, two fumble recoveries and six pass deflections. Selected to Pro Bowl…Posted five tackles at N.Y. Jets, Sept. 9…Recorded his first interception of the season and tied for a team-high seven tackles vs. Kansas City, Sept.

CAREER GAME BY GAME

DEFENSE

2010		GP	ST	SOLO	AST	TOT	SACK/YDS		INT/YDS		PD	FF	FR
9/12	MIA	X		0	0	0	0	0	0	0	0	0	0
9/19	@GB	X	X	3	1	4	0	0	0	0	0	0	0
9/26	@NE	X	X	5	2	7	0	0	0	0	0	0	1
10/3	NYJ	X	X	3	4	7	0	0	0	0	0	0	0
10/10	JAX	X	X	4	1	5	0	0	0	0	0	0	0
10/24	@BAL	X	X	2	0	2	0	0	0	0	0	0	0
10/31	@KC	X		2	2	4	0	0	0	0	0	0	0
11/7	CHI	X	X	6	4	10	0	0	0	0	0	0	0
11/14	DET	X	X	4	2	6	0	0	0	0	1	0	0
11/21	@CIN	X	X	2	1	3	0	0	0	0	0	0	0
11/28	PIT	X	X	7	4	11	0	0	0	0	0	1	1
12/5	@MIN	X	X	3	0	3	0	0	0	0	0	0	0
12/12	CLE	X	X	6	2	8	0	0	0	0	0	2	0
12/19	@MIA	X	X	4	0	4	1	3	0	0	0	0	0
12/26	NE	X	X	6	2	8	0	0	0	0	0	0	0
1/2	@NYJ	X	X	4	2	6	0	0	1	37	1	0	0
2010 Season		16	14	61	27	88	1	3	1	37	2	3	2

2009		GP	ST	SOLO	AST	TOT	SACK/YDS		INT/YDS		PD	FF	FR
9/14	@NE	X		3	0	3	0	0	0	0	0	0	0
9/20	TB	X		0	1	1	0	0	0	0	0	0	0
9/27	NO	X	X	3	2	5	0	0	0	0	0	0	0
10/4	@MIA	X	X	3	0	3	0	0	0	0	1	0	0
10/11	CLE	X	X	4	3	7	0	0	1	14	1	0	0
10/18	@NYJ	X	X	2	1	3	0	0	2	10	3	0	0
10/25	@CAR	X	X	2	0	2	0	0	2	67	2	0	0
11/1	HOU	X	X	2	3	5	0	0	2	9	2	0	0
11/15	@TEN	X	X	1	1	2	0	0	1	0	1	0	0
11/22	@JAX	X	X	2	0	2	0	0	0	0	0	0	0
11/29	MIA	X	X	1	0	1	0	0	0	0	0	0	0
12/3	NYJ	X	X	4	0	4	0	0	0	0	0	0	0
12/13	@KC	X		3	1	4	0	0	1	18	1	0	0
12/20	NE	X	X	0	0	0	0	0	0	0	0	0	0
12/27	TB						Injured Reserve						
1/3	@CAR												
2009 Season		14	11	30	12	42	0	0	9	118	11	0	0

16…Posted three tackles, including one stop for a loss at Cleveland, Sept. 23…Forced two fumbles and had one fumble recovery with the first forced fumble/fumble recovery being converted into a TD on the ensuing possession vs. New England, Sept. 30…Totaled three defensive stops (one solo) at San Francisco, Oct. 7…Posted two interceptions and helped seal the victory with his interception return in overtime that set the offense up at the Arizona six-yard line at the Cardinals, Oct. 14. Rian Lindell kicked the game-winning field goal on the ensuing possession. Added four tackles, a stop for loss and two passes defensed…Posted six tackles and a forced fumble vs. Tennessee, Oct. 21…Made five tackles at Houston, Nov. 4…Totaled four tackles at New England, Nov. 11…Halted a Miami drive in the fourth quarter with his fourth interception of the season vs. Miami, Nov. 15. Also had a fumble recovery in the first quarter…Tied for the team-lead with six tackles including one stop for a loss at Indianapolis, Nov. 25…Posted his first interception of the season to halt Jacksonville's final drive vs. the Jaguars, Dec. 2…Totaled four tackles and a forced fumble at Miami, Dec. 23. Four forced fumbles on the season were the most by a Bill since Aaron Schobel (5) in 2007. **2011** – Started all 16 games and recorded 98 tackles (75 solo), one

sack, three interceptions, eight passes defensed, three forced fumbles and one fumble recovery…Posted five tackles, including one stop for a loss and helped defense hold Kansas City to 119 passing yards at Chiefs, Sept. 11…Led Bills defensive backs with 10 tackles vs. Oakland, Sept. 18…Posted a game-high and career-high 12 tackles and added two passes defensed vs. New England, Sept. 25…Forced a fumble and recovered the ball from Jason Avant in the third quarter, while adding eight tackles including one for a loss vs. Philadelphia, Oct. 9…Posted four tackles at N.Y. Giants, Oct. 16…Registered his first interception and sack of the season vs. Washington, Oct. 30, adding four tackles…Recorded his second interception of the season and added six tackles vs. N.J. Jets, Nov. 6…Tied for a game-high eight tackles and posted a forced fumble at Dallas, Nov. 13…Led defensive backs with nine tackles including one stop for loss vs. Tennessee, Dec. 4…Scored on a 37-yard interception return for a touchdown in the fourth quarter, adding seven tackles and one pass defensed vs. Denver, Dec. 24, as the Bills held Tim Tebow to a 35.4 passer rating. **2010** – Appeared in 16 games with 14 starts for Bills…Recorded 88 tackles (61 solo), four passes defensed, one sack, one forced fumble, one fumble recovery and one interception…Posted seven tackles and also recorded his first career fumble recovery, which resulted in a touchdown, the team's first turnover of the season at New England, Sept. 26…Posted 10 tackles vs. Chicago, Nov. 7…Produced 11 tackles and a forced fumble and fumble recovery that led to a Buffalo FG and tied game at 13 in 4th quarter vs. Pittsburgh, Nov. 28…Forced a career-high two fumbles and added eight tackles vs. Cleveland, Dec. 12…Recorded his first sack of his NFL career and added four solo tackles, a tackle for loss and a QB hit at Miami, Dec. 19. **2009** – Appeared in 14 games with 11 starts as a rookie and finished with 42 tackles (30 solo), nine interceptions to tie for the NFL lead and 11 passes defensed. Was the third Bills rookie to be selected to the Pro Bowl…Made his first career NFL start as the team's fifth defensive back vs. New Orleans, Sept. 27 and totaled five tackles…Made first career start at free safety at Miami, Oct. 4 and made three solo tackles and one pass defensed…Posted his first career interception and led Bills defensive backs with seven tackles vs. Cleveland, Oct. 11…Posted his first multi-interception game (2) at N.Y. Jets, Oct. 18. Second interception led to Buffalo's game-tying touchdown in the third quarter. Became the first Bills rookie with interceptions in consecutive games since Nate Clements in 2001 (games 14-15). And became the first Bills rookie with three picks in a season since Clements in 2001…Recorded two interceptions which led to both Buffalo touchdowns at Carolina, Oct. 25. Became the fifth Buffalo Bill to post multiple interceptions in consecutive weeks and first since Kurt Schulz in 1996 (two vs. Cin., 11/17/96; two vs. N.Y.J, 11/24/96). The first NFL rookie to post two-plus interceptions in consecutive games since Everson Walls (Dallas) in 1981). Also became the first NFL rookie with five interceptions in a calendar month since Mark Carrier (Chicago) in 1990…Totaled two interceptions and five tackles vs. Houston, Nov. 1. Became first rookie and second NFL player to have three consecutive multi-INT games (joining Dave Baker (SF) 1960, games 8-10). Became the fourth Bill with three multi-INT games in one season (Archie Matsos (4-1960), Billy Atkins (4-1961) and Tom Janik (3-1966)…Recorded an interception for the fifth consecutive game setting a new Buffalo Bills team record at Tennessee, Nov. 15. Became the second NFL player since 1970 to record an interception in five consecutive games in his

first NFL season (Kansas City's Eric Harris, 1980)…Posted his ninth interception of the season and set the team's rookie interception record at Kansas City, Dec. 13…Placed on injured reserve, Dec. 23.

COLLEGE – Byrd started each of his final 37 contests during a 39-game career at left cornerback, recording 203 tackles (143 solo) with six stops for losses of 17 yards, four forced fumbles and two fumble recoveries. Deflected 53 passes, leaving school ranking fourth in school history…Gained 113 yards on 17 interception returns (6.6 avg.), as he departed Oregon with his pick total tied for second on the school career-record list…Political science major.

PERSONAL – Prepped at Clayton (Mo.) HS, where he was named the state 4A Offensive Player of the Year in leading the Greyhounds to the 2004 state championship, playing quarterback, safety, wide receiver and on special teams…Ranked fourth in the state in scoring (158 points), rushing for 1,480 yards (7th in state) while averaging 8.76 yards per carry and scoring 26 touchdowns…In addition, he passed for another 1,038 yards (65-128) and 13 scores...Also was afforded first-team all-state accolades on defense as his team's second-leading tackler and posted 71 stops (60 unassisted) along with seven interceptions (5th in the state), three quarterback sacks and two fumble recoveries...Completed the package with six catches for 125 yards (20.8 avg.), 10 kickoff returns (30.1 avg.), 15 returned punts (13.3 avg.) in addition to punting the football 18 times for a 37.6-yard clip…Son of Marilyn and Gill Byrd, Sr…Father was a 1983 first-round draft pick out of San Jose State and a two-time Pro Bowl selection while playing cornerback for the San Diego Chargers (1983-92)…Gill Sr. went on to join the coaching ranks serving as the secondary coach for the St. Louis Rams (2003-05) before joining the Chicago Bears as a defensive quality control coach for seven years in 2006…He is currently the cornerbacks coach for the Tampa Bay Buccaneers…Jairus' older brother, Gill, Jr. was a defensive back at New Mexico State (2004-06)…Participated in numerous community initiatives as a member of the Bills and is excited to do the same in New Orleans…Prior to the start of the club's offseason program, addressed over 300 students at Harahan Elementary on behalf of the Rotolo's Pizzeria Literacy Program…Born Jairus Keelon Byrd in San Diego, Calif.

JAIRUS BYRD

				TACKLES					INTERCEPTIONS					FUMBLES		
Year	Team	GP	GS	Tot	Solo	Asst	Sk	Yds	No	Yds	Lg	TD	PD	FF	FR	Yds
2009	Buffalo	14	11	42	30	12	0.0	0.0	9	118	37	0	11	0	0	0
2010	Buffalo	16	14	88	61	27	1.0	3.0	1	37	37t	1	2	3	2	0
2011	Buffalo	16	16	98	75	23	1.0	9.0	3	88	37t	1	8	3	1	0
2012	Buffalo	16	16	76	53	23	0.0	0.0	5	81	45	0	6	4	2	0
2013	Buffalo	11	9	48	37	11	1.0	9.0	4	85	57	0	6	1	0	0
NFL totals		**73**	**66**	**352**	**256**	**96**	**3.0**	**21.0**	**22**	**409**	**57**	**2**	**33**	**11**	**5**	**0**

CAREER HIGHS: Tackles — 12, vs. New England (9/25/11); **Sacks —** 1 (3x), last vs. New York Jets (11/17/13); **Interceptions —** 2 (5x), last vs. New York Jets (11/17/13); **Int. Ret for TD —** 1 (2x), last vs. Denver (12/24/11); **Passes Defensed —** 3, at New York Jets (10/18/09); **Forced Fumbles —** 2, vs. New England (9/30/12); **Fumble Recoveries —** 1 (5x), last vs. Miami (11/15/12).

39
RB

Travaris CADET

HEIGHT: 6-1 WEIGHT: 210
COLLEGE: APPALACHIAN STATE
JOINED SAINTS: FA-12
NFL EXPERIENCE: 3
BORN: 2/1/89

NFL CAREER – Cadet is a versatile player who has seen action at running back, wide receiver and as a return specialist in his first two seasons. Cadet appeared in 13 games in 2013, registering a 26.6 kickoff return average, while also posting five special teams stops. He also had two receptions for five yards with a touchdown and returned one punt. In his career, Cadet has appeared in 26 games and carried once for five yards, caught seven passes for 49 yards with one touchdown, brought back two punts for two yards, averaged a franchise-best 26.5 yards per kickoff return and made 12 special teams stops.

CAREER TRANSACTIONS –Signed by New Orleans as an undrafted free agent, 4/30/12.

2013 – Appeared in 13 regular season contests…Returned nine kickoffs for 239 yards (26.6 avg.), brought back one punt for 0 yards, posted five special teams tackles and had five receptions for five yards with one touchdown… Played on both offense and special teams at New England, Oct. 13, and had a three-yard touchdown reception, his first career touchdown and added one special teams stop…Returned a kickoff for career-long 82 yards vs. San Francisco, Nov. 17. Appeared in both postseason contests and saw action on offense and special teams and recorded no statistics. **2012** – Appeared in 13 contests. Handled kickoff return duties for the second half of the season with 26 runbacks for 690 yards (26.5 avg.) with a long of 75 yards. Added seven stops on special teams coverage units. Also carried once for five yards, had five receptions for 44 yards and returned a punt for two yards…Posted the first two special teams tackles of career at Green Bay, Sept. 30…Led team with a career-high three special teams stops at Tampa Bay, Oct. 21…Following a hand injury to running back/return specialist Darren Sproles, took over kickoff return duties vs. Philadelphia, Nov. 5 and had three runbacks for 80 yards while rushing once for five yards… Vs. Atlanta, Nov. 11, caught two passes for 16 yards, returned a punt for two yards and brought back two kickoffs for 45 yards…At Oakland, Nov. 21, caught two passes for 25 yards and returned three kickoffs for 123 yards, including a 75-yard return to open the second half…Returned five kickoffs for 148 yards (29.6 avg.) vs. San Francisco, 11/25.

COLLEGE – Played three seasons at Appalachian State after transferring from Pearl River (Miss.) Community College in 2009…Originally attended the University of Toledo in 2007 where he redshirted as a receiver…A two-time All-Southern Conference selection while serving as a running back and returner for the

Mountaineers, finishing his college career with 3,929 all-purpose yards, including 1,688 rushing yards on 336 carries and 1,376 kickoff return yards…Earned second-team All-Southern Conference accolades as a senior after leading the team in rushing yards (651), kickoff return yards (632), punt return yards (87) and all-purpose yards (1,703)…Majored in criminal justice.

PERSONAL – Prepped at Miami (Fla.) Central HS where he played quarterback and threw for 1,391 yards with 13 touchdown passes and rushed for more than 450 yards with two touchdowns as a senior, garnering first-team All-Dade County honors by the *Miami Herald*…Also served as the team's punter and placekicker…Has visited patients in the pediatric unit at Ochsner Medical Center and adults receiving chemotherapy at the Tom and Gayle Benson Cancer Center over the Christmas season…Travaris Terrell Cadet was born Feb. 1, 1989.

TRAVARIS CADET

		RUSHING							RECEIVING				
Year	**Team**	**GP**	**GS**	**Att**	**Yds**	**Avg**	**Lg**	**TD**	**No**	**Yds**	**Avg**	**Lg**	**TD**
2012	New Orleans	13	0	1	5	5.0	5	0	5	44	8.8	17	0
2013	New Orleans	13	0	0	0	0.0	0	0	2	5	2.5	3t	1
NFL Totals		**26**	**0**	**1**	**5**	**5.0**	**5**	**0**	**7**	**49**	**7.0**	**17**	**1**

		PUNT RETURNS						KICKOFF RETURNS				
Year	**Team**	**No**	**FC**	**Yds**	**Avg**	**Lg**	**TD**	**No**	**Yds**	**Avg**	**Lg**	**TD**
2012	New Orleans	1	2	2	2.0	2	0	26	690	26.5	75	0
2013	New Orleans	1	2	0	0.0	0	0	9	239	26.6	82	0
NFL Totals		**2**	**4**	**2**	**1.0**	**2**	**0**	**35**	**929**	**26.5**	**82**	**0**

ADDITIONAL STATISTICS: Special Teams Tackles — (2012, 7); (2013, 5) **Total: 12.**

CAREER HIGHS: Rushes — 1, vs. Philadelphia (11/5/12); **Rushing Yards —** 5, vs. Philadelphia (11/5/12); **Long Rush —** 5, vs. Philadelphia (11/5/12); **Rushing TDs —** 0; **Receptions —**2 (2x), last at Oakland (11/18/12); **Receiving Yards —** 25, at Oakland (11/18/12); **Long Reception —** 17, at Oakland (11/18/12); **Receiving TDs —** 1, at New England (10/13/13); **Yards From Scrimmage —** 25, at Oakland (11/18/12); **Special Teams Tackles —** 3, at Tampa Bay (10/21/12); **Punt Returns —** , vs. Atlanta (11/11/12); **Punt Return Yards —** 2, vs. Atlanta (11/11/12); **Long Punt Return —** 2, vs. Atlanta (11/11/12); **Punt Returned for TD —** 0; **Kickoff Returns —** 6, at New York Giants (12/9/12); **Kickoff Return Yards —** 148, vs. San Francisco (11/25/12); **Long Kickoff Return —** 82, vs. San Fransisco (11/17/13); **Kickoff Returned for TD —** 0

POSTSEASON

		RUSHING							RECEIVING				
Year	**Team**	**GP**	**GS**	**Att**	**Yds**	**Avg**	**Lg**	**TD**	**No**	**Yds**	**Avg**	**Lg**	**TD**
2013	New Orleans	2	0	0	0	0.0	0	0	0	0	0.0	0	0
NFL Totals		**2**	**0**	**0**	**0**	**0.0**	**0**	**0**	**0**	**0**	**0.0**	**0**	**0**

		PUNT RETURNS						KICKOFF RETURNS				
Year	**Team**	**No**	**FC**	**Yds**	**Avg**	**Lg**	**TD**	**No**	**Yds**	**Avg**	**Lg**	**TD**
2013	New Orleans	0	0	0	0.0	0	0	0	0	0.0	0	0
NFL Totals		**0**	**0**	**0**	**0.0**	**0**	**0**	**0**	**0**	**0.0**	**0**	**0**



Marques COLSTON

12
WR

HEIGHT: 6-4 WEIGHT: 225
COLLEGE: HOFSTRA
JOINED SAINTS: D7B-06
NFL EXPERIENCE: 9
BORN: 6/5/83

NFL CAREER – Through eight seasons, Colston's established himself as one of the NFL's most difficult-to-defend targets. The 6-4, 225-pound red zone target has recorded 607 catches for 8,337 yards (13.7 avg.) and 63 receiving touchdowns, which is ranked third in the NFL since 2006, to put him among the club's all-time leaders in every receiving category. The former Hofstra standout's currently ranked first in franchise record books in receptions, receiving yardage, receiving touchdowns, total touchdowns and second in 100-yard receiving performances (25). Colston is explosive, notching six games with 150 yards or more, yet he's gone about it while keeping a low profile, emerging as an impact player soon after being drafted 252nd overall in 2006. Since his arrival, Colston's led the Saints in receiving yardage five times and holds the franchise record with six 1,000-yard seasons. In 2013, Colston had 75 grabs for 943 yards (12.6 avg.) with five touchdowns in the regular season to lead the wide receiver corps, adding 13 receptions for 160 yards and a touchdown in the postseason.

CAREER TRANSACTIONS – Agreed to terms on a five-year contract, 3/13/12; Signed to a three-year contract extension, 7/23/08; Signed to a three-year contract, 7/18/06; Selected by New Orleans in the seventh round (252nd overall) in the 2006 NFL Draft.

HONORS – **2013:** *USA Today* All-Joe; **2012**: *USA Today* All-Joe; **2011**: *USA Today* All-Joe; **2010**: *USA Today* All-Joe; **2006**: *Pro Football Weekly*/PFWA All-Rookie; *Dallas Morning News* All-Rookie; NFL Rookie of the Month (October).

2013 – Played in 15 games with 11 starts and led the New Orleans wide receiver corps in catches and yardage with 75 receptions for 943 yards with five touchdowns. Became club's all-time leader in both receiving and receiving yardage during the season. Extended his consecutive regular season games streak with a catch to 85, ranked second in club record books. Also played in both postseason games, starting one and led club in receiving with 13 receptions for 160 yards and one TD…In season opener vs. Atlanta, Sept. 8, became the club's all-time receiving leader with his second quarter 25-yard touchdown reception, part of a day where he recorded five catches for 68 yards…Started and caught four passes for 63 yards, at Tampa Bay, Sept. 16, while his 31-yard reception on New Orleans' final drive put the Saints at the Buccaneers nine-yard line in position for the game-winning 27-yard field goal as time expired…Started and hauled in five grabs for 71 yards vs. Arizona, Sept. 22…Recorded seven receptions for 96 yards vs. Miami, Sept. 30…Moved past former New Orleans wide receiver Joe Horn

into second place on the club's all-time list in receiving yardage…Inactive (knee) at New York Jets, Nov. 3…Returned with a vengeance vs. Dallas, Nov. 10, as he started and caught seven passes for 107 yards and one TD…Caught five passes for 80 yards (16.0 avg.) as he became the club's all-time leader in receiving yardage and total yards from scrimmage (7,930), moving past former Saints wide-out Eric Martin vs. San Francisco, Nov. 17…Started and led team in receiving vs. Carolina, Dec. 8, with a season-high nine receptions for 125 yards with two TDs, surpassing the 8,000 career receiving yardage mark as well…Started and recorded team-high 92 yards on eight receptions and added a TD grab at St. Louis, Dec. 15…At Carolina, Dec. 22, started and tied for team lead with five receptions for 63 yards including a season-long 35-yard catch…Caught a team-high six passes for 67 yards in regular season finale vs. Tampa Bay, Dec. 29…In NFC Divisional Playoff at Seattle, 1/11/14, Saw action at WR and on special teams and had 11 receptions for 144 yards with a nine-yard TD, setting postseason career-highs in catches and receiving yardage. Also recovered an onside kick. **2012** – Appeared in all 16 games with 13 starts for New Orleans. Became the franchise's all-time leader in receiving touchdowns and total touchdowns (58) and moved into a tie for first in receiving (532). Led Saints with 1,154 receiving yards and 10 touchdowns on 83 receptions, which ranked second on the club. Reached 1,000-yard receiving plateau for the sixth time in his seven-year career. Generated three 100-yard receiving efforts with 153 yards at Green Bay (9/30) and at Dallas (12/23) and 131 yards vs. San Diego (10/7). Finished ranked 10th in the NFC and 16th in the NFL in receptions, eighth in the conference and 13th in the league in yardage and tied for eighth in the NFC and 13th in the NFL in third down receptions (24).

WORTH NOTING

COLSTON AMONG NFL'S BEST SINCE 2006

With a club-record 63 touchdown receptions since being picked in the seventh round of the 2006 NFL Draft by the Saints in 2006, Colston is ranked third in the NFL in scoring grabs. Over that period he is also ranked ninth in the NFL with 607 receptions and with 8,337 receiving yards, both first in club record books.

SAINTS ALL-TIME RECEIVING LEADERS

	Player	Rec.	Yds.	Avg.	TD
1.	**Marques Colston, 2006-**	**607**	**8,337**	**13.7**	**63**
2.	Eric Martin, 1985-93	532	7,854	14.8	48
3.	Joe Horn, 2000-06	523	7,622	14.6	50

MOST TOUCHDOWN RECEPTIONS IN THE NFL SINCE 2006

	Player	No.
1.	Larry Fitzgerald, Arz.	69
2.	Calvin Johnson, Det.	66
3.	**Marques Colston, NO**	**63**

SAINTS ALL-TIME TOUCHDOWN LEADERS

	Player	No.
1.	**Marques Colston, 2006-**	**63**
2.	Deuce McAllister, 2001-09	55
3.	Dalton Hilliard, 1986-93	50

CAREER GAME BY GAME

RECEIVING

2013		GP	ST	REC	YDS	AVG	LG	TD
9/8	ATL	X		5	68	13.6	25t	1
9/15	@TB	X	X	4	63	15.8	31	0
9/22	ARZ	X	X	5	71	14.2	24	0
9/30	MIA	X		7	96	13.7	21	0
10/6	@CHI	X	X	2	15	7.5	9	0
10/13	@NE	X	X	1	11	11.0	11	0
10/27	BUF	X	X	3	18	6.0	6	0
11/3	@NYJ			Inactive (knee)				
11/10	DAL	X	X	7	107	15.3	22t	1
11/17	SF	X		5	80	16.0	26	0
11/21	@ATL	X	X	4	40	10.0	14	0
12/2	@SEA	X	X	4	27	6.8	14	0
12/8	CAR	X	X	9	125	13.9	21	2
12/15	@StL	X	X	8	92	11.5	23	1
12/22	@CAR	X	X	5	63	12.6	35	0
12/29	TB	X		6	67	11.2	24	0
2013 Season		**15**	**11**	**75**	**943**	**12.6**	**35**	**5**

2012		GP	ST	REC	YDS	AVG	LG	TD
9/9	WAS	X	X	4	71	17.8	25	0
9/16	@CAR	X	X	3	49	16.3	29	0
9/23	KC	X		3	40	13.3	19	0
9/30	@GB	X	X	9	153	17.0	27	1
10/7	SD	X	X	9	131	14.6	40	3
10/21	@TB	X	X	7	73	10.4	17t	1
10/28	@DEN	X	X	5	63	12.6	16	0
11/5	PHI	X	X	4	46	11.5	21	1
11/11	ATL	X	X	3	26	8.7	12	1
11/18	@OAK	X	X	4	69	17.3	24	0
11/25	SF	X	X	4	36	9.0	13	1
11/29	@ATL	X	X	6	71	11.8	21	0
12/9	@NYG	X		4	61	15.3	30	0
12/16	TB	X		3	60	20.0	26	0
12/23	@DAL	X	X	10	153	15.3	60	0
12/30	CAR	X	X	5	52	10.4	18	2
2012 Season		**16**	**13**	**83**	**1,154**	**13.9**	**60**	**10**

Tied for fourth in conference and seventh in league in touchdown grabs and ninth in the NFC and 15th in the NFL in scoring among nonkickers (60). Team-best 65 first downs, tied for ninth in the conference and 17th in the league…Amassed 153 yards, the fifth highest total of his career, and one touchdown on a game-high nine receptions at Green Bay, Sept. 30…Hauled in game-high nine catches for 131 yards, including three touchdowns, tying his career-high vs. San Diego, Oct. 7. Eight of his nine grabs went for first downs and four came on third down situations…Tallied 73 yards and a 17-yard touchdown grab on seven receptions at Tampa Bay, Oct. 21…Registered three catches for 26 yards with one touchdown reception, tying the club record for total TDs (56) held by Deuce McAllister vs. Atlanta, Nov. 11…Caught four passes for 69 yards (17.3 avg.) at Oakland, Nov. 18, with his final grab being the 500th of his career…Became club's all-time touchdown leader, when he hauled in four receptions for 36 yards vs. San Francisco with a scoring grab, Nov. 25…Played in 100th career game and produced three receptions for 60 yards (20.0 avg.) vs. Tampa Bay, Dec. 16…Made 10 receptions for 153 yards, tying his fifth-highest yardage total at Dallas, Dec. 23. Combined with RB Darren Sproles (104) for the 11th time the Saints have had two 100-yard receivers in the same game…Posted five catches for 52 yards with two touchdowns in season finale vs. Carolina, Dec. 30, tying Martin as the club's all-time receiving leader with his 532nd career reception. **2011** – Appeared in 14 games (seven starts) and finished with 80 receptions for 1,143 yards (14.3 avg.) and eight touchdowns. Tied for eighth in NFC and 12th in NFL in receptions. Ranked ninth in NFC and 14th in NFL in yardage. Had nine receptions of 25 yards or more and 55 of his catches went for first downs. Hauled in six passes for 81 yards in NFL opener at Green Bay, Sept. 8. Suffered shoulder injury in final drive that required surgery and sidelined him for next two games...Caught seven passes for 118 yards and his first touchdown of season at Tampa Bay, Oct. 16…Had two touchdown catches and 98 yards on seven receptions vs. Indianapolis, Oct. 23…At Atlanta, Nov. 13, had arguably one of his best career performances, making eight receptions for 113 yards. All eight receptions went for first downs

CAREER GAME BY GAME

RECEIVING

2011		GP	ST	REC	YDS	AVG	LG	TD
9/8	@GB	X	X	6	81	13.5	23	0
9/18	CHI	Inactive (shoulder)						
9/25	HOU	Inactive (shoulder)						
10/2	@JAX	X		1	8	8.0	8	0
10/9	@CAR	X	X	5	69	13.8	22	0
10/16	@TB	X		7	118	16.9	38t	1
10/23	IND	X	X	7	98	14.0	39	2
10/30	@StL	X	X	3	50	16.7	25	0
11/6	TB	X		5	52	10.4	20	0
11/13	@ATL	X	X	8	113	14.1	19	0
11/28	NYG	X	X	3	78	26.0	50	0
12/4	DET	X		6	54	9.0	18	0
12/11	@TEN	X		7	105	15.0	35t	2
12/18	@MIN	X	X	8	91	11.4	25	0
12/26	ATL	X		7	81	11.6	23	1
1/1	CAR	X		7	145	20.7	42t	2
2011 Season		**14**	**7**	**80**	**1,143**	**14.3**	**50**	**8**

2008		GP	ST	REC	YDS	AVG	LG	TD
9/7	TB	X	X	3	26	8.7	16	0
9/14	@WAS	Inactive (hand)						
9/21	@DEN	Inactive (hand)						
9/28	SF	Inactive (hand)						
10/6	MIN	Inactive (hand)						
10/12	OAK	Inactive (hand)						
10/19	@CAR	X		0	0	0.0	0	0
10/26	SD	X		2	56	28.0	49	0
11/9	@ATL	X	X	7	140	20.0	48	0
11/16	@KC	X	X	3	30	10.0	15	0
11/24	GB	X		1	70	70.0	70t	1
11/30	@TB	X	X	6	106	17.7	37	0
12/7	ATL	X	X	3	26	8.7	11	0
12/11	@CHI	X		6	84	14.0	24	1
12/21	@DET	X		9	99	11.0	30	2
12/28	CAR	X	X	7	123	17.6	26t	1
2008 Season		**11**	**6**	**47**	**760**	**16.2**	**70t**	**5**

2010		GP	ST	REC	YDS	AVG	LG	TD
9/9	MIN	X	X	5	62	12.4	28	0
9/20	@SF	X	X	5	67	13.4	30	0
9/26	ATL	X		4	25	6.3	9	0
10/3	CAR	X	X	4	36	9.0	15	0
10/10	@ARZ	X	X	7	97	13.9	27	0
10/17	@TB	X	X	5	53	10.6	16	0
10/24	CLE	X	X	10	112	11.2	24	1
10/31	PIT	X		6	75	12.5	27	1
11/7	@CAR	X		8	65	8.1	16	0
11/21	SEA	X	X	8	113	14.1	23t	2
11/25	@DAL	X	X	6	105	17.5	28	0
12/5	@CIN	X	X	3	65	21.7	43	1
12/12	STL	X	X	5	46	9.2	17t	2
12/19	@BAL	X	X	6	81	13.5	27	0
12/27	@ATL	X		2	21	10.5	12	0
1/2	TB	Inactive (knee)						
2010 Season		**15**	**11**	**84**	**1,023**	**12.2**	**43**	**7**

2007		GP	ST	REC	YDS	AVG	LG	TD
9/6	@ IND	X	X	6	47	7.8	13	0
9/16	@ TB	X	X	8	70	8.8	15	1
9/24	TEN	X	X	4	68	17.0	37	0
10/7	CAR	X	X	4	31	7.8	15	0
10/14	@ SEA	X	X	1	2	2.0	2t	1
10/21	ATL	X	X	3	45	15.0	33	0
10/28	@ SF	X		8	85	10.6	17t	3
11/4	JAX	X		10	159	15.9	30	0
11/11	STL	X	X	8	129	16.1	36	0
11/18	@ HOU	X	X	9	118	13.1	32	0
11/25	@ CAR	X	X	7	93	13.3	45	1
12/2	TB	X	X	2	39	19.5	40	0
12/10	@ ATL	X	X	9	92	10.2	25	2
12/16	ARZ	X	X	8	114	14.3	21	1
12/23	PHI	X	X	3	16	5.3	11	0
12/30	@ CHI	X	X	8	94	11.8	21t	2
2007 Season		**16**	**14**	**98**	**1,202**	**12.3**	**45**	**11**

2009		GP	ST	REC	YDS	AVG	LG	TD
9/13	DET	X	X	3	30	10.0	14	1
9/20	@PHI	X	X	8	98	12.3	25t	2
9/27	@BUF	X	X	4	67	16.8	32	0
10/4	NYJ	X	X	2	33	16.5	17	0
10/18	NYG	X	X	8	166	20.8	40	1
10/25	@MIA	X	X	5	72	14.4	25	1
11/2	ATL	X	X	6	85	14.2	29	1
11/8	CAR	X	X	1	45	45.0	45	0
11/15	@STL	X		2	17	8.5	9	0
11/22	@TB	X	X	5	74	14.8	21	0
11/30	NE	X	X	4	121	30.3	68	1
12/6	@WAS	X	X	2	46	23.0	40t	1
12/13	@ATL	X	X	6	54	9.0	20	1
12/19	DAL	X	X	5	86	17.2	35	0
12/27	TB	X		8	77	9.6	16	0
1/3	@CAR	X	X	1	3	3.0	3	0
2009 Season		**16**	**14**	**70**	**1,074**	**15.3**	**68**	**9**

2006		GP	ST	REC	YDS	AVG	LG	TD
9/10	@ CLE	X	X	4	49	12.3	20	1
9/17	@ GB	X	X	4	58	14.5	35t	1
9/25	ATL	X		7	97	13.9	29	0
10/1	@ CAR	X	X	5	132	26.4	86t	1
10/8	TB	X	X	3	38	12.7	18	0
10/15	PHI	X	X	4	40	10.0	12	1
10/29	BAL	X	X	6	163	27.2	53	2
11/5	@ TB	X	X	11	123	11.2	24	1
11/12	@ PIT	X	X	10	169	16.9	29	0
11/19	CIN	X	X	0	0	0.0	0	0
11/26	@ ATL	Inactive (ankle)						
12/3	SF	Inactive (ankle)						
12/10	@ DAL	X	X	5	48	9.6	12	0
12/17	WAS	X		7	84	12.0	24	0
12/24	@ NYG	X	X	4	37	9.3	23	1
12/31	CAR	X	X	0	0	0.0	0	0
2006 Season		**14**	**12**	**70**	**1,038**	**14.8**	**86t**	**8**

and four catches were on third downs…For second straight week, each of Colston's receptions (three) went for first downs for a total of 78 yards vs. N.Y. Giants, Nov. 28…Caught seven passes for 105 yards and two touchdowns at Tennessee, Dec. 11…Led team in receptions with eight catches for 91 yards at Minnesota, Dec. 18.

It was the ninth time he has had over 90 yards in his career, but fallen short of 100…Led the Saints in receiving with seven receptions for 81 yards (11.6 avg.) with one touchdown vs. Atlanta, Dec. 26…Caught seven passes for 145 yards and two touchdowns in regular season finale vs. Carolina, 1/1/12 and became the first Saint to go over the 1,000 yard mark five times…Hauled in seven passes for 120 yards in NFC Wild Card Playoff game vs. Detroit, 1/7/12. Colston's 40-yard reception in the third quarter was postseason career-long…Caught nine passes for a postseason career-high 145 yards and one TD in NFC Divisional Playoff at San Francisco, 1/14/12. **2010** – Started 11-of the-15 games he appeared in and led Saints in catches and yardage with 84 receptions for 1,023 yards (12.2 avg.) with seven touchdowns and added a one-yard rush. Finished sixth in the NFC and 10th in the NFL in receptions and ninth in the conference and 15th in the league in yardage. Had seven catches of 25 yards or more and a club-best 57 of his catches went for first downs…In NFL season opener vs. Minnesota, Sept. 9, led team with 62 yards on five receptions…Hauled in five grabs for a team-best 67 yards at San Francisco, Sept. 20. On game's last drive, made an acrobatic 30-yard catch to bring Saints to 49ers 18-yard line to set up game-winning field goal…Led Saints in receiving with seven catches for 97 yards at Arizona, Oct. 10…Led team in catches with five receptions for 53 yards at Tampa Bay, Oct. 17. Four of his grabs moved the chains for first downs, including two third down receptions…Led the team in both catches and yardage with eight receptions for 112 yards and a touchdown vs. Cleveland, Oct. 24, starting a productive three-game stretch…Caught six passes for 75 yards with a fourth quarter 16-yard touchdown to extend Saints' lead to 13-3 on Halloween night vs. Pittsburgh, Oct. 31. His 27-yard grab on a first-and-20 pass play with only 35 seconds left in the second quarter put Saints in field goal range to tie game heading into halftime. Completed a month where he finished with totals of 32 receptions for 373 yards with two touchdowns, tying for league lead in catches for October…Led Saints in receiving with eight grabs for 65 yards at Carolina, Nov. 7…Led team in receptions and yardage with eight catches for a season-high 113 yards, including second quarter scoring grabs of 22 and 23 yards at Seattle, Nov. 21…Again led the Saints in receiving and yardage with six grabs for 105 yards on Thanksgiving at Dallas, Nov. 25. Fourth quarter 22-yard grab put him in third place on team receiving yardage list past Danny Abramowicz…Reeled in three passes for 65 yards and a touchdown in come-from-behind win at Cincin-

WORTH NOTING

Quarterback Drew Brees and wide receiver Marques Colston are tied for sixth for the most touchdowns by a quarterback-receiver combination in NFL record books combining for 63 scoring plays.

MOST TOUCHDOWN CONNECTIONS BY QUARTERBACK-RECEIVER COMBINATIONS ALL-TIME IN NFL HISTORY

	Combo	No.
1.	Manning-Harrison	112
2.	Young-Rice	85
3.	Marino-Clayton	79
4.	Manning-Wayne	67
5.	Kelly-Reed	65
6t.	Unitas-Berry	63
6t.	**Brees-Colston**	**63**
7.	Rivers-Gates	62
8.	Favre-Freeman	57

nati, Dec. 5. Had a first quarter 43-yard catch that put the Saints in field goal range on their first drive. Converted a three-yard scoring reception with 31 seconds remaining that put Saints back up….Had five- and 17-yard touchdown receptions in first quarter on third downs to give Saints a 14-0 lead vs. St. Louis, Dec. 12…Pulled in six passes for a club-best 80 yards at Baltimore, Dec. 19, passing 1,000 yards for season…Returned to starting lineup 11 days after undergoing knee surgery that caused him to miss regular season finale vs. Tampa Bay, 1/2/11 and in NFC Wild Card Playoff at Seattle, 1/8/11, and caught four passes for 66

WORTH NOTING

While Colston is extremely adept at moving the chains - 435 of his 607 career catches have gone for a first down - he has also been a big-play threat who can stretch the field. In 117 career games, Colston has 115 catches of 20 yards or more, including 86- and 70-yard touchdowns.

No player in league history caught more passes in their first two seasons than the 168 that Colston hauled in from 2006-07.

yards. **2009** – Played in all 16 games, starting 14 contests and led club with 70 catches and 1,074 yards (15.3 avg). Tied for the team-lead with nine receiving touchdowns and added a six-yard rush. Had 12 catches of 25 yards or more and a team-leading 54 of his grabs went for first downs. Added 15 catches for 188 yards in three playoff games, including six for 83 and a two-yard touchdown vs. Arizona and seven grabs for 83 yards in Super Bowl XLIV…Caught 25th career touchdown in opener vs. Detroit, Sept. 13…Led team vs. Philadelphia, Sept. 20, with two first half touchdowns (15 and 25 yards) on a team-high eight catches for 98 yards…Had a season-high 166 yards and one touchdown on eight catches vs. N.Y. Giants, Oct. 18, including a 40-yard reception…Led club with five catches for 72 yards and a 10-yard touchdown at Miami, Oct. 25…Nov. 2 vs. Atlanta, led team again with six catches for 85 yards and an 18-yard touchdown…Vs. New England, Nov. 30, caught four passes for 121 yards, including a season-long 68-yard reception and a 20-yard touchdown. Combined with Devery Henderson (three receptions for 116 yards) for the eighth time a Saints duo had 100-yards receiving…Had a 40-yard touchdown at Washington, Dec. 6…At Atlanta, Dec. 13, started and had six receptions for 54 yards and a touchdown…Led team with 86 yards on five grabs vs. Dallas, Dec. 19…Crossed 1,000-yard mark for year with 77 yards on eight grabs vs. Tampa Bay, Dec. 27. **2008** – Played in 11 games with six starts. Finished with 47 catches for 760 yards (16.2 avg.) with five touchdowns. Of receptions, 12 were of 20 yards or more, and 35 went for a first down. Capped season with extremely productive three-game stretch, hauling in 22 passes for 306 yards and four touchdowns…Suffered torn ligament in left thumb in opener vs. Tampa Bay, Sept. 7. Had three catches for 26 yards in contest, but was forced to leave game. Injury required surgery and would be placed on inactive list for next five games. Spent most of season with a protective brace on his left hand and also played much of the 2008 campaign with an injured knee…Oct.

WORTH NOTING

Colston has posted 25 games with over 100 receiving yards. Only one Saint has reached the century mark more than him. With three more in 2014, he would tie Joe Horn for first in club record books.

Colston's five 10-plus reception games ties him with Horn (2000-06) for first on the club's all-time list.

26 vs. San Diego, hauled in two passes for 56 yards, including a 49-yard catch and run…Returned to the starting lineup at Atlanta, Nov. 9 and had seven grabs for 140 yards with 48-yard reception…Nov. 24 vs. Green Bay, had a 70-yard touchdown catch…At Tampa Bay, Nov. 30, had six catches for 106 yards….At Chicago, Dec. 11, hauled in six passes for 84 yards and a touchdown…Posted nine grabs for 99 yards and two touchdowns at Detroit, Dec. 21…Notched third 100-yard day of season in finale vs. Carolina, Dec. 28, recording seven catches for 123 yards and a touchdown. **2007** – Played in all 16 games, starting 14 and led club with 98 catches for 1,202 yards and 11 touchdowns. Reception total was then a team record and touchdown total tied a team record. Also led team with 64 first downs and had 14 catches of 20 yards or more. Led club in receptions in 10 contests, recorded eight or more catches in eight games, and caught at least one touchdown in seven games…Had eight catches for 70 yards at Tampa Bay, including a four-yard touchdown, Sept. 16…Led team with four grabs for 68 yards vs. Tennessee, Sept. 24…Hauled in touchdowns of 17, three and 15 yards at San Francisco, Oct. 28. Led the club with eight catches for 85 yards…Posted a season-best 10 grabs for 159 yards vs. Jacksonville, Nov. 4. Eight of his catches moved the chains for first downs…Followed with eight catches for 129 yards, vs. St. Louis, Nov. 11…At Houston, Nov. 18, notched his third-consecutive 100-yards receiving afternoon with nine receptions for 118 yards...Continued his hot streak at Carolina, Nov. 25, with seven catches for 93 yards - including a season-long 45-yard grab, completing a November when he ranked second in the NFL in receiving with 34 catches for 499 yards…Dec. 10 at Atlanta, hauled in nine passes for 92 yards and two touchdowns…Had an eight-catch, 114-yard performance vs. Arizona, Dec. 16, including a 19-yard touchdown…At Chicago, Dec. 30, caught eight passes for 94 yards before departing early in third quarter with injured wrist. Had two touchdown grabs - including a 21-yard catch-and-run in the second quarter that tied what was then the club single-season record for TD catches. **2006** – Played in 14 games with 12 starts. Inactive at Atlanta, Nov. 26, and vs. San Francisco, Dec. 3, with ankle injury sustained vs. Cincinnati, Nov. 19. Led NFL rookies with a team-high 1,038 receiving yards, a club record for rookies. Eight receiving touchdowns tied club rookie record (Donté Stallworth, 2002). Had 869 receiving yards after his first nine games – the quickest start of any player in league history. Started both postseason contests and had 10 catches for 118 yards, including five for 63 yards and a 13-yard touchdown in NFC Championship game at Chicago. Had 15 catches of 20 or more yards, including four of plus-40…Opened career with four catches for 49 yards and 12-

COLSTON BY THE NUMBERS

12 Colston has had between 90-99 receiving yards in 12 regular season contests, including two in 2013.

14 The number of career multiple-touchdown games by Colston.

23 The number of contests where Colston has recorded eight or more receptions.

25 Career 100-yard receiving games, currently ranked second in franchise history - including five performances with over 150 yards

58 Career number of receptions in 10 postseason appearances as the club's leading receiver. Overall, Colston has 58 grabs for 788 yards (13.6 avg.) with four touchdowns.

63 Career receiving touchdowns, the most in team history and fourth-highest figure in the NFL since 2006. With all 63 coming from Drew Brees, the duo are tied for the sixth most-prolific quarterback-receiver touchdown connection.

65 Catches of 25 yards or more, including 86 and 70-yard touchdowns.

85 Consecutive regular season games dating back to the 2008 season that Colston's posted at least one reception.

115 Colston has a career total of 115 catches of 20 or more yards. This also includes 19 touchdown catches of 20 yards or more.

163 Number of career third down receptions going for 2,430 yards and 19 touchdowns.

285 Total receptions from 2006-09, the most by a Saints' draft pick over his first four years.

435 Career receptions that have moved the chains for a first down - 71.7 percent of his catches.

455 Receiving yardage in a three-game stretch in 2006 (10/29-11/12), the second-most yardage over such a span in Black and Gold record books. He had over 100 yards in all three games, a streak he equaled again in 2007.

607 Career receptions, the highest total in franchise history, the ninth-highest total in the NFL since 2006 and ranked 61st in NFL record books.

8,337 Career receiving yardage total, ninth-highest in the NFL since 2006, highest in franchise history and ranked 76th in NFL record books.

yard scoring grab at Cleveland, Sept. 10…At Green Bay, Sept. 17, notched four grabs for 58 yards with a fourth quarter 35-yard touchdown that gave the Saints the lead after once trailing 13-0…Didn't start but had seven receptions for 97 yards vs. Atlanta, Sept. 25...Started at Carolina, Oct. 1, and had five catches for 132 yards and a fourth quarter 86-yard touchdown - the longest in club history for a rookie. The last players in NFL record books to have a receiving touchdown of 86 yards or more within their first four NFL games were Pittsburgh QB Mark Malone, who in his third contest had a 90-yard scoring grab in 1981, and Detroit RB Billy Sims, who had an 87-yard TD catch in his second game…Posted six receptions for 163 yards and two touchdowns vs. Baltimore, Oct. 29. Scoring grabs were of 25 and 47 yards in the fourth quarter, and also had a 53-yard grab. Combined with Joe Horn (126) to give the Saints two 100-yard receivers for sixth time. Yardage total was highest in club history for a rookie at that point…Named the NFL Rookie of the Month for October, a span where Colston had 373 yards and four touchdowns…At Tampa Bay, Nov. 5, recorded career-best 11 grabs for 123 yards and a touchdown. Set club rookie record with third 100-yard day. Combined with Henderson (111) for seventh time the Saints had two 100-yard receivers in same game. It was the first time the club had a duo achieve the feat in back-to-back games…Notched 10 catches for 169 yards at Pittsburgh, Nov. 12, breaking his two-week-old club record for most receiving yards in a game by a rookie. Over the previous three-game stretch, he recorded 27 catches for 455 yards and three TDs, the best three-game totals in club history…Suffered a sprained ankle early vs. Cincinnati, Nov. 19, and missed the next two games…Had five catches for 78 yards vs. Washington, Dec. 17 and went over 1,000 yards on season, becoming first rookie in team history to reach the milestone.

COLLEGE – Four-year standout at Hofstra, appearing in 40 career games with 37 starts and posting 182 catches for 2,834 yards with 22 touchdowns…All-Atlantic 10 as a redshirt senior after hauling in career-high 70 receptions for 975 yards (13.9 avg.) and nine TDs…Sidelined in 2004 while recovering from shoulder injury…As a junior in 2003, led team with 51 receptions for 910 yards (17.8 avg.) and seven TDs…As a sophomore 2002, recorded 47 grabs for 614 yards and three TDs… Posted 14 catches for 335 yards (23.9 avg.) and three TDs as a freshman in 2001…Graduated with a bachelor's degree in interdisciplinary studies.

PERSONAL – Lone player the Saints have drafted out of Hofstra…Attended Susquehanna Township (Pa.) HS, where he lettered four times in football and was three-year member of track team…All-Conference at wide receiver and defensive end as senior…Had 37 catches for 412 yards and blocked three PATs in 2000…Also serves as majority owner of the Indoor Football League Harrisburg Stampede franchise…In 2013, made a $103,000 donation to a local hospital to purchase a NeoRay Digital Imaging System to be used in the Neonatal Intensive Care Unit…Born June 5, 1983 in Harrisburg, Pa.

MARQUES COLSTON

				RECEIVING				
Year	**Team**	**GP**	**GS**	**No**	**Yds**	**Avg**	**Lg**	**TD**
2006	New Orleans	14	12	70	1,038	14.8	86t	8
2007	New Orleans	16	14	98	1,202	12.3	45	11
2008	New Orleans	11	6	47	760	16.2	70t	5
2009	New Orleans	16	14	70	1,074	15.3	68	9
2010	New Orleans	15	11	84	1,023	12.2	43	7
2011	New Orleans	14	7	80	1,143	14.3	50	8
2012	New Orleans	16	13	83	1,154	13.9	60	10
2013	New Orleans	15	11	75	943	12.6	35	5
NFL Totals		**117**	**88**	**607**	**8,337**	**13.7**	**86t**	**63**

ADDITIONAL STATISTICS: Rushing — (2009, 1 att., 6 yards); (2010, 1 att., 1 yard) **Total: 2 att., 7 yards.**

CAREER HIGHS: Receptions:— 11, at Tampa Bay (11/5/06); **Receiving Yards —** 169, at Pittsburgh (11/12/06); **Long Reception —** 86t, at Carolina (10/1/06); **Receiving TDs —** 3 (2x), last vs. San Diego (10/7/12).

POSTSEASON

				RECEIVING				
Year	**Team**	**GP**	**GS**	**No**	**Yds**	**Avg**	**Lg**	**TD**
2006	New Orleans	2	2	10	118	11.8	29	1
2009	New Orleans	3	3	15	188	12.5	27	1
2010	New Orleans	1	1	4	66	16.5	30	0
2011	New Orleans	2	2	16	256	16.0	40	1
2013	New Orleans	2	1	13	160	12.3	25	1
NFL Totals		**10**	**9**	**58**	**788**	**13.6**	**40**	**4**

POSTSEASON CAREER HIGHS: Receptions — 11, at Seattle (1/11/14); **Receiving Yards —** 144, at Seattle (1/11/14); **Long Reception —** 40, vs. Detroit (1/7/12); **Receiving TDs —** 1 (4x), last at Seattle (1/11/14).



A.J. DAVIS

20

CB

HEIGHT: 6-0 WEIGHT: 183
COLLEGE: JACKSONVILLE STATE
JOINED SAINTS: FA-12
NFL EXPERIENCE: 2
BORN: 7/6/89

NFL CAREER – A.J. Davis has competed for a roster spot in the last two training camp for New Orleans. In addition to spending the second half of his rookie season on the practice squad, the former Jacksonville State standout also appeared in one game on special teams.

CAREER TRANSACTIONS – Placed on Injured Reserve, 6/24/14; Waived/injured, 6/23/14; Placed on Injured Reserve, 8/20/13; Waived/injured, 8/19/13; Signed to active roster from practice squad, 12/29/12; Signed to practice squad, 11/6/12; Received injury settlement, 8/18/12; Placed on Injured Reserve, 8/12/12; Waived/injured, 8/11/12; Agreed to terms as an undrafted free agent, 4/30/12.

2013 – Placed on injured reserve after suffering a knee injury in preseason contest vs. Oakland, Aug. 16. **2012** – Appeared in season finale vs. Carolina, Dec. 30, on special teams and recorded no statistics…In the preseason recorded two solo tackles.

COLLEGE – Four-year letterman at Jacksonville State from 2008-11 and finished his career with 126 tackles (97 solo), 17 passes defensed, six interceptions, three fumble recoveries and a blocked kick…As a senior in 2011, contributed 28 solo tackles, two interceptions, five passes defensed and one fumble recovery…As a junior in 2010, started final 11 games and posted 34 tackles (29 solo), four passes defensed and one sack…Exercise science major.

PERSONAL – Played at Clay-Chalkville (Pinson, Ala.) HS where he was selected to the All-Region team and named All-Metro by *Birmingham News*…Registered 28 tackles, six passes defensed and three interceptions as senior…Born July 6, 1989 in Birmingham, Ala.

55
OLB



Keyunta DAWSON

HEIGHT: 6-3 WEIGHT: 258
COLLEGE: TEXAS TECH
JOINED SAINTS: FA-13
NFL EXPERIENCE: 7
BORN: 9/13/85

NFL CAREER – The Saints added Keyunta Dawson to the roster in week six of the 2013 season to add experience and veteran leadership to the club's outside linebacker corps. Prior to joining the Saints, he appeared in two games for the Tennessee Titans in 2013 on their defensive line and on special teams. In six games with the Saints he posted four tackles (two solo), a half-sack and one forced fumble. He spent his first four seasons with the Indianapolis Colts after initially entering the NFL as a seventh-round pick in 2007. In addition to his stints with the Titans in 2012 and 2013, the Shreveport native and former Texas Tech standout also spent three weeks during the 2011 campaign with the Detroit Lions. In 71 career games with 20 starts he has recorded 113 tackles (66 solo), 1.5 sacks, two passes defensed, two forced fumbles, five fumble recoveries and 10 special teams stops.

CAREER TRANSACTIONS – Signed by the New Orleans Saints, 10/8/13; Released by Tennessee, 10/5/13; Re-signed by Tennessee to a one-year contract, 3/7/13; Placed on Injured Reserve by Tennessee, 9/26/12; Signed by the Tennessee Titans, 1/6/12; Released by Detroit, 12/23/11; Re-signed by Detroit to a one-year contract, 11/30/11; Released by Detroit, 9/3/11; Signed by the Detroit Lions, 9/3/11; Agreed to terms with Indianapolis on a four-year contract, 7/25/07; Drafted by the Indianapolis Colts in the seventh round (242nd overall) of the 2007 NFL Draft.

2013 – Appeared in two games for Tennessee Titans on defense and special teams and recorded no stats and then, after being picked up by New Orleans, appeared in six games and recorded four tackles (two solo), a half-sack and one forced fumble. Missed final five regular season games and first postseason contest with calf injury. Returned to play in NFC Divisional Playoff at Seattle, 1/11/14, and posted a postseason career-high four tackles (two solo)….Made Saints debut at New England, Oct. 13, and recorded one tackle…Split a sack with outside linebacker Parys Haralson and forced a key fumble that was recovered by cornerback Corey White at Atlanta, Nov. 21. **2012** – Played in the first three games of the season as a reserve defensive end for Tennessee and registered five tackles before being placed on injured reserve. **2011** – Spent three weeks on the Detroit Lions 53-man roster and played in two games, posting one solo tackle. **2010** – Played in all 16 games for Indianapolis Colts, backing up Dwight Freeney at defensive end...Recorded 27 tackles (17 solo), one pass defensed and one fumble recovery...Against Kansas City, Oct. 10, recovered one fumble and posted two solo tackles...Saw action as a reserve in NFC Wild Card Playoff vs. New York Jets, 1/8/11 and made two solo tackles. **2009** – Played in 12 games, including two starts for Indianapolis...Recorded 14 tackles…Saw action in all three playoff contests as a reserve...Vs. Saints in Super Bowl XLIV, recorded one tackle. **2008** – Played in 14 games for Colts, starting all of them at defensive end...Recorded 42 tackles (21 solo)...Against Jacksonville, Sept. 21, set a career-high with eight tackles…Also started AFC Wild Card Playoff at San Diego, 1/3/09, and made three solo tackles. **2007** – Saw action in all 16 regular season games for Indianapolis as a rookie, including four starts...At Houston, Sept. 23, posted first career sack and forced a fumble...Also opened AFC Divisional Playoff vs. San Diego, 1/13/08, and had two tackles (one solo).

COLLEGE – As a two-year starter at Texas Tech, totaled 23 starts, 164 career tackles, 25.5 tackles for losses, 19.5 sacks, three passes defensed, five forced fumbles and five fumble recoveries, including one for a touchdown...As senior in 2006, started all 13 games and logged 63 tackles, six sacks, 9.5 tackles for loss, two forced fumbles and three fumble recoveries...As junior in 2005, named a second-team All-Big 12 selection by the league's coaches...Graduated in 2006 with a bachelor's degree in human development family science.

PERSONAL – Attended Evangel Christian (Shreveport) HS, where he helped his team with two state championships...As a senior, logged 78 tackles, 11 tackles for loss, one sack and two forced fumbles...Worked at a funeral home with his father as a teenager...Born Keyunta Durell Dawson on Sept. 13, 1985 in Shreveport, La.

KEYUNTA DAWSON

					TACKLES				INTERCEPTIONS					FUMBLES		
Year	Team	GP	GS	Tot	Solo	Asst	Sk	Yds	No	Yds	Lg	TD	PD	FF	FR	Yds
2007	Indianapolis	16	4	20	15	5	1.0	5.0	0	0	0	0	0	1	2	10
2008	Indianapolis	14	14	42	21	21	0.0	0.0	0	0	0	0	0	0	1	0
2009	Indianapolis	12	2	14	7	7	0.0	0.0	0	0	0	0	1	0	1	17
2010	Indianapolis	16	0	27	17	10	0.0	0.0	0	0	0	0	1	0	1	0
2011	Detroit	2	0	1	1	0	0.0	0.0	0	0	0	0	0	0	0	0
2012	Tennessee	3	0	5	3	2	0.0	0.0	0	0	0	0	0	0	0	0
2013	Tennessee	2	0	0	0	0	0.0	0.0	0	0	0	0	0	0	0	0
2013	New Orleans	6	0	4	2	2	0.5	3.0	0	0	0	0	0	1	0	0
NFL Totals		**71**	**20**	**113**	**66**	**47**	**1.5**	**8.0**	**0**	**0**	**0**	**0**	**2**	**2**	**5**	**27**
Saints Totals		**6**	**0**	**4**	**2**	**2**	**0.5**	**3.0**	**0**	**0**	**0**	**0**	**0**	**1**	**0**	**0**

ADDITIONAL STATISTICS: Special Teams Tackles — (2007, 3); (2009, 3); (2010, 4) **Total: 10**.

CAREER HIGHS: Tackles — 8, vs. Jacksonville (9/21/08); **Sacks —** 1, at Houston (9/23/07); **Interceptions —** 0; **Passes Defensed —** 1 (2x), last vs. Dallas (12/5/10); **Forced Fumbles —** 1 (2x), last at Atlanta (11/21/13); **Fumble Recoveries —** 1 (5x), last vs. Kansas City (10/10/10); **Special Teams Tackles —** 2, at Washington (10/17/10).

POSTSEASON

					TACKLES				INTERCEPTIONS					FUMBLES		
Year	Team	GP	GS	Tot	Solo	Asst	Sk	Yds	No	Yds	Lg	TD	PD	FF	FR	Yds
2007	Indianapolis	1	1	2	1	1	0.0	0.0	0	0	0	0	0	0	0	0
2008	Indianapolis	1	1	3	3	0	0.0	0.0	0	0	0	0	0	0	0	0
2009	Indianapolis	3	0	2	0	2	0.0	0.0	0	0	0	0	0	0	0	0
2010	Indianapolis	1	0	2	2	0	0.0	0.0	0	0	0	0	0	0	0	0
2013	New Orleans	1	0	4	2	2	0.0	0.0	0	0	0	0	0	0	0	0
NFL Totals		**7**	**2**	**13**	**8**	**5**	**0.0**	**0.0**	**0**	**0**	**0**	**0**	**0**	**0**	**0**	**0**
Saints Totals		**1**	**0**	**4**	**2**	**2**	**0.0**	**0.0**	**0**	**0**	**0**	**0**	**0**	**0**	**0**	**0**

ADDITIONAL STATISTICS: Special Teams Tackles — (2009, 2) **Total: 2**.

POSTSEASON CAREER HIGHS: Tackles — 4, at Seattle (1/11/14); **Special Teams Tackles —** 2, vs. N.Y. Jets (1/24/10).

Brandon DEADERICK

67

DL

HEIGHT: **6-4** WEIGHT: **305**
COLLEGE: **ALABAMA**
JOINED SAINTS: **UFA-14 (JAX)**
NFL EXPERIENCE: **5**
BORN: **8/19/87**

NFL CAREER – Deaderick is a fifth-year NFL veteran defensive lineman who has started 15-of-47 career NFL games, logging totals of 50 tackles (36 solo), 5.5 sacks, three forced fumbles, one fumble recovery and two passes defensed.

CAREER TRANSACTIONS – Signed by Saints to a one-year contract (UFA-JAX), 6/3/14; Placed on Injured Reserve (elbow) by Jacksonville Jaguars, 12/23/13; Acquired off of waivers by Jaguars from New England Patriots, 5/14/03; Waived by Patriots, 5/13/13; Activated by Patriots from Reserve/Physically Unable to Perform, 10/29/11; Placed on Reserve/Physically Unable to Per-

form by Patriots, 9/3/11; Signed to four-year contract by Patriots, 7/12/10; Selected by New England Patriots in seventh round (247th overall) of the 2010 NFL Draft.

2013 – Played in 13 games with one start in his only season with the Jaguars. Had nine tackles (eight solo), a half-sack, one forced fumble, one fumble recovery and one pass defensed…Shared a sack of quarterback Terrelle Pryor late in the second quarter and forced a fumble that was recovered by the Raiders vs. Oakland, Sept. 15…Had one assisted tackle and recovered a fumble by quarterback Russell Wilson in the second quarter at Seattle, Sept. 22…Saw action in defensive line rotation at St. Louis, Oct. 6, and had season-high three solo tackles…Made first start as a Jaguar vs. Tennessee, Dec. 22, and recorded one solo tackle before suffering a season-ending dislocated elbow in the second quarter which forced him to be placed on injured reserve. **2012** – Appeared in 14 games with five starts for New England and registered 14 tackles (eight solo), two forced fumbles, one sack and one pass defensed…Started first game of season at Miami, Dec. 2…Tallied a season-high and tied a career-high with five tackles (one solo) vs. Houston, Dec. 10…Started fifth consecutive game at defensive tackle and collected two tackles and his only sack of the season vs. Miami, Dec. 30…Inactive due to injury at Buffalo, Sept. 30, and at Baltimore, Sept. 23…Started at defensive tackle and recorded one tackle in divisional playoff game vs. Houston, 1/13/13…Saw action at defensive tackle and added one tackle in the AFC Championship vs. Baltimore, 1/20/13. **2011** – Appeared in 10 games with five starts for New England. Recorded 17 tackles (11 solo) and two sacks…Made first start of the season at left defensive end and recorded four tackles (two solo) vs. New York Giants, Nov. 6…Registered a season-high five tackles (four solo) and one sack at Washington, Dec. 11…Started at right defensive end and had a sack vs. Miami, Dec. 24…Started all three postseason games…Registered two tackles in the Divisional round vs. Denver, 1/14/12…Made two solo tackles in the AFC Championship vs. Baltimore, 1/22/12…Had one sack in Super Bowl XLVII vs. New York Giants, 2/5/12. **2010** – Appeared in 10 games with four starts for New England as a rookie and recorded 10 tackles (nine solo) and two sacks…Made first NFL start and registered first career sack at Baltimore, Oct. 17…Added second sack of season at San Diego, Oct. 24…Started at right defensive end and registered four solo tackles vs. New York Jets in AFC Divisional Playoff, 1/16/11.

COLLEGE – Started 31-of-44 games at the University of Alabama, totaling 82 tackles and eight sacks…As a senior, started 10 games and tallied 23 tackles and one sack…As a junior, registered 36 tackles and four sacks in 14 starts at defensive end…As a sophomore, started seven-of-13 games and finished with 22 tackles, two sacks and three tackles for a loss…As a freshman, appeared in seven games and recorded two tackles…Redshirted during the 2005 season.

PERSONAL – Attended Elizabethtown (Ky.) HS…Led his team to a 12-3 record and was a Class 2A state finalist…Averaged more than 10 tackles per game during his senior season and recorded seven sacks…As a junior, totaled 95 tackles and 22 sacks en route to all-state honors…Full name: Brandon Augustus Deaderick.

BRANDON DEADERICK

					TACKLES				INTERCEPTIONS					FUMBLES		
Year	Team	GP	GS	Tot	Solo	Asst	Sk	Yds	No	Yds	Lg	TD	PD	FF	FR	Yds
2010	New England	10	4	10	9	1	2.0	6.0	0	0	0	0	0	0	0	0
2011	New England	10	5	17	11	6	2.0	13.0	0	0	0	0	0	0	0	0
2012	New England	14	5	14	8	6	1.0	7.0	0	0	0	0	1	2	0	0
2013	Jacksonville	13	1	9	8	1	0.5	2.5	0	0	0	0	1	1	1	0
NFL Totals		**47**	**15**	**50**	**36**	**14**	**5.5**	**28.5**	**0**	**0**	**0**	**0**	**2**	**3**	**1**	**0**

CAREER HIGHS: Tackles — 5 (2x), last vs. Houston (12/10/12); **Sacks —** 1 (5x), last vs. Miami (12/30/12); **Interceptions —** 0; **Passes Defensed —** 1 (2x), at Denver (10/13/13); **Forced Fumbles —** 1 (3x), last vs. Oakland (9/15/13); **Fumble Recoveries —** 1, at Seattle (9/22/13).

POSTSEASON

					TACKLES				INTERCEPTIONS					FUMBLES		
Year	Team	GP	GS	Tot	Solo	Asst	Sk	Yds	No	Yds	Lg	TD	PD	FF	FR	Yds
2010	New England	1	1	4	4	0	0.0	0.0	0	0	0	0	0	0	0	0
2011	New England	3	3	5	3	2	1.0	2.0	0	0	0	0	0	0	0	0
2012	New England	2	1	1	0	1	0.0	0.0	0	0	0	0	0	0	0	0
NFL Totals		**6**	**5**	**10**	**7**	**3**	**1.0**	**2.0**	**0**	**0**	**0**	**0**	**0**	**0**	**0**	**0**

POSTSEASON CAREER HIGHS: Tackles — 4, vs. New York Jets (1/16/11); **Sacks —** 1, vs. New York Giants (2/5/12); **Interceptions —** 0; **Forced Fumbles —** 0; **Fumble Recoveries —** 0.



Justin DRESCHER

47

LS

HEIGHT: 6-1 WEIGHT: 235
COLLEGE: COLORADO
JOINED SAINTS: FA-10
NFL EXPERIENCE: 5
BORN: 1/1/88

NFL CAREER – Drescher was signed as a rookie free agent by the Saints in 2010 and has handled snapping duties in all 54 regular season games and four postseason contests as a member of the club. He is expected to reprise snapping duties in 2014 after being locked up for the long haul with a four-year contract in the 2013 offseason.

CAREER TRANSACTIONS – Agreed to terms on a four-year contract, 3/13/13; Agreed to terms on a one-year contract (ERFA), 2/29/12; Signed by New Orleans, 11/23/10; Waived by Atlanta Falcons, 6/15/10; Signed by Atlanta as an undrafted free agent, 4/26/10.

2013 – Handled all snaps in all 16 regular season games, as well as both postseason contests. **2012** – Played in all 16 games, handling snapping duties on extra points, field goals and punts…Helped kicker Garrett Hartley convert 18-of-22 field goal attempts. **2011** – Played in all 16 regular season games handling snapping duties on extra points, field goals and punts, as well as both postseason contests….Helped kicker John Kasay convert 28-of-34

field goal attempts. **2010** – After spending part of the offseason with Atlanta, he was signed by New Orleans on Nov. 23 and handled snapping duties for the final six regular season games and one playoff contest…Recorded one special teams tackle at Cincinnati, Dec. 5…Helped Hartley convert all 10 of his field goal attempts.

COLLEGE – Long snapper for the Buffaloes for all four of his collegiate seasons in Boulder, appearing in 49 games, making five tackles and recovering a fumble on special teams while handling the snap on every kick…Graduated with a bachelor's degree in finance.

PERSONAL – Second-team All-District selection as a senior, playing G and LS for Carroll (Southlake, Texas) HS…Was a part of two state championship teams, winning 32 consecutive games in his two seasons…Also lettered in baseball…Participated in a sporting clays competition with Saints alumni to benefit the Green Beret and Navy Seal Foundations…One of the club's most active players in the community, in 2013 Drescher also participated in the 2013 NFL-United Way Hometown Huddle event at the Belle Chasse YMCA, a Playworks School visit at Arthur Ashe Elementary, a Rotolo's Literacy Program visit at St. Angela Merici School and has visited patients at Ochsner Medical Center as well as participating in the "Baskets of Hope" program at the hospital…Born Jan. 1, 1988 in Colorado Springs, Colo.

JUSTIN DRESCHER

Games Played/Started: New Orleans — (2010, 6/0); (2011, 16/0); (2012, 16/0); (2013, 16/0) **Totals: 54/0**

ADDITIONAL STATISTICS: Special Teams Tackles — (2010, 1) **Total: 1.**

CAREER HIGHS: Special Teams Tackles — 1, at Cincinnati (12/5/10).

POSTSEASON
Games Played/Started: New Orleans — (2010, 1/0); (2011, 2/0); (2013, 2/0) **Totals: 5/0**



Jahri EVANS

73
G

HEIGHT: 6-4 WEIGHT: 318
COLLEGE: BLOOMSBURG
JOINED SAINTS: D4-06
NFL EXPERIENCE: 9
BORN: 8/22/83

NFL CAREER – Since 2009, Evans has enjoyed five of the most decorated seasons for a Saints offensive lineman. He's been voted to the Pro Bowl and named as an *Associated Press* All-Pro each of the last five seasons and is widely regarded as among the NFL's top linemen, with the Saints finishing in the top 10

offensively each season. A powerful run blocker and polished in pass protection, Evans opened 114-consecutive regular season contests between 2006 through the second game of 2013 – the most for a Saint to start his career and the second-longest games started streak in franchise history. In 2013, he started 14 games for the NFL's fourth-ranked offense. Evans was originally a fourth-round pick in 2006 out of Bloomsburg.

CAREER TRANSACTIONS – Re-signed to seven-year contract, 5/11/10; Re-signed to a one-year contract (RFA), 4/21/09; Signed to a three-year contract, 7/25/06; Selected in the fourth round (108th overall) of the 2006 NFL Draft.

HONORS – **2013:** Pro Bowl, *Associated Press* second-team All-Pro, USA Football All-Fundamentals Team; **2012:** Pro Bowl starter; *Associated Press* first-team All-Pro; **2011**: Pro Bowl starter, *Associated Press* first-team All-Pro; PFWA/*Pro Football Weekly* All-NFL and All-NFC; *The Sporting News* All-Pro; Madden Most Valuable Protectors of the Year (Offensive Line Award); Madden Most Valuable Protectors Award (Week Nine, Offensive Line); **2010**: Pro Bowl starter, *Associated Press* first-team All-Pro; PFWA/*Pro Football Weekly* All-NFL and All-NFC; *The Sporting News* All-Pro; Madden Most Valuable Protectors Award (Week Six, Offensive Line). **2009:** Pro Bowl starter, *Associated Press* first-team All-Pro; PFWA/*Pro Football Weekly* All-NFL; *The Sporting News* All-Pro; *Sports Illustrated* (Peter King) All-Pro; Madden Most Valuable Protectors of the Year (Offensive Line Award); **2006**: PFWA/*Pro Football Weekly* All-Rookie; *Dallas Morning News* All-Rookie.

2013 – Started 14 regular season games and both postseason contests at right guard and was named an *Associated Press* second-team All-Pro and voted to the Pro Bowl for the fifth consecutive season, second in selections among Saints offensive linemen behind Pro Football Hall of Fame member tackle William Roaf (7)…Evans is only the fifth Saint to be a five-time Pro Bowl selection (Roaf, Drew Brees, Rickey Jackson, Morten Andersen). Evans and Ben Grubbs were the second guard tandem in team history selected to the Pro Bowl (Evans and Carl Nicks, 2010-11). Opened Pro Bowl at left guard for Team Rice. Blocked for an offense that finished ranked fourth in the NFL in total net yards per game (399.4), the eighth consecutive year they ranked in the top 10…Dressed, but did not play in week three vs. Arizona, Sept. 22, breaking a streak of 114 consecutive starts to open career, the longest by a Saint and second-longest games started streak in franchise history…Inactive (ankle) for contest at Atlanta, Nov. 21…Vs. Dallas, Nov. 10, blocked for an offense that set an NFL record with 40 first downs and a franchise record with 625 total net yards. **2012** – Started all 16 games at right guard for seventh consecutive season…Named a consensus first-team All-Pro and voted to the Pro Bowl as starter for fourth straight year…Part of an offensive line that relinquished only 26 sacks, tied for third fewest in the NFL, giving up only 11 in the last eight games…Blocked for an offense that finished ranked second in the NFL in net yards per game (410.9) and third in scoring (28.8 points per game). **2011** – Started all 16 regular season games at right guard for the sixth consecutive season and both playoff contests…Named a con-

sensus first-team All-Pro and voted to the Pro Bowl as starter for third straight year…Part of an offensive line that relinquished only 24 sacks during the 2011 season, tied for second fewest in the NFL, giving up only five in the last eight games…Blocked for an offense that finished ranked first in the NFL in offense as they set a league single-season record with 7,474 yards, capturing 2011 Madden Protectors Award for the second time in three years, in recognition of the offensive line's performance…An integral part of the line that helped the Saints finish with a club-record 547 points. **2010** – Started all 16 regular season games at right guard for fifth consecutive season and opened one playoff contest…Part of one of only two offensive lines in the NFL to start all 16 regular season games as a unit…Consensus first-team All-Pro, and voted to Pro Bowl as starter for the second straight year…Evans and Nicks were the first Saints guard tandem to be selected to the Pro Bowl in club record books…Run and pass blocking helped Saints average 372.5 yards per game, the NFL's sixth-highest figure…Part of an offensive line that surrendered only 26 sacks, fifth-lowest in the NFL. **2009** – Started all 16 games at right guard…Unanimous first-team All-Pro selection, and voted to Pro Bowl for the first time…One of only four guards at the time to be named to the Pro Bowl in club history, joining Jake Kupp (1969), Brad Edelman (1987) and LeCharles Bentley (2003)…The Saints also had 348 first downs and gained an NFL-best 6,461 yards, at that time both the second-highest totals in team history…The offensive line's blocking for the NFL's sixth-ranked rushing offense enabled the Saints to set a franchise record averaging 4.5 yards per carry, the league's seventh-highest total…Key part of a unit that allowed 20 sacks, the fourth-least in the league. In three postseason contests, the offensive front only allowed Drew Brees to be dropped for a loss twice.

STARTING STREAK

Jahri Evans' streak of 114 straight starts that ended in 2013 was the longest streak in team history to begin a career and the second-longest overall in franchise history.

MOST CONSECUTIVE GAMES STARTED BY A SAINTS OFFENSIVE LINEMAN TO OPEN CAREER

Player, Position	No.	Years	How acq.
Jahri Evans, G	**114**	**2006-13**	**D4, '06**
William Roaf, T	57	1993-96	D1, '93
Don Morrison, T	42	1971-73	D4e, '71

MOST CONSECUTIVE GAMES STARTED BY A SAINT TO OPEN A CAREER

Player, Position	No.	Years	How acq.
Jahri Evans, G	**114**	**2006-13**	**D4, '06**
Rickey Jackson, LB	91	1981-87	D2b, '81
Bob Pollard, DT	78	1971-76	D11, '71

MOST CONSECUTIVE GAMES STARTED BY A SAINT

Player, Pos.	No.	Years
Wayne Martin, DL	144	1991-99
Jahri Evans, G	**114**	**2006-13**
Joe Federspiel, LB	94	1973-80

2008 – Part of a line that allowed just 13 sacks on the season, a club record…The blocking by Evans and the offensive line allowed the Saints to finish first in the NFL with 463 points and 6,571 yards…Started all 16 games at right guard for the third straight season. **2007** – Continued his solid play blocking for an offense that ranked third in the NFL…Started all 16 games at right guard. **2006** – Emerged as one of the offensive line's most consistent performers in training camp and had moved into the starting lineup by early in preseason…Started all 16 games at right guard and both playoff games...The first Saints offensive lineman to start every game as a rookie since Roaf in 1993…The first Saints guard to start every game as a rookie since Edelman in 1982…The first Saints rookie to start all 16 games since defensive end Darren Howard in 2000…Recovered a fumble vs. Philadelphia, Oct. 15.

COLLEGE – A Finalist for the Division II Gene Upshaw Offensive Player of the Year Award in each of his final two seasons at Bloomsburg…Anchored the Bloomsburg offensive line at left tackle after taking over as the starter as a sophomore…As a junior had 88 knockdowns with 10 touchdown-resulting blocks…Was a reserve in 2002 and redshirted in 2001…Graduated with a bachelor's degree in exercise science.

PERSONAL – Attended Frankford (Philadelphia, Pa.) HS…In 2009, established a full Board of Governors scholarship at Bloomsburg for in-state minority students enrolled at BU's Master of Science in clinical athletic training program…Born Aug. 22, 1983 in Philadelphia, Pa…Did not play football before high school…Suffered a fractured leg playing basketball before senior year and missed entire season…Concentrated on academics, ended up graduating tenth in his class, and attended Bloomsburg on academic scholarship…He and his offensive line teammates sponsored holiday bike giveaways in 2009 and 2010…Participated with teammates in the 2013 United Way Hope for the Holidays campaign to raise money to construct and rehabilitate housing for those impacted by Hurricanes Katrina and Isaac…In 2013, he attended NFL Franchising Boot Camp at the Ross School of Business at the University of Michigan.

JAHRI EVANS

Games Played/Started: New Orleans — (2006, 16/16); (2007, 16/16); (2008, 16/16); (2009, 16/16); (2010, 16/16); (2011, 16/16); (2012, 16/16); (2013, 14/14) **Totals: 126/126**

POSTSEASON
Games Played/Started: New Orleans — (2006, 2/2); (2009, 3/3); (2010, 1/1); (2011, 2/2); (2013, 2/2) **Totals: 10/10**

Glenn FOSTER

97
DE

HEIGHT: 6-4 WEIGHT: 285
COLLEGE: ILLINOIS
JOINED SAINTS: FA-13
NFL EXPERIENCE: 2
BORN: 5/31/90

NFL CAREER – Glenn Foster looks to see an expanded role on the defensive line in 2014 after leading New Orleans Saints rookies with three sacks in 2013. A raw talent who was picked up as an undrafted free agent, Foster filled in nicely in the defensive line rotation as a rookie and showed his ability as a pass rusher when called upon. He is a physical player that adds size to the defensive line and should continue to improve with more experience and knowledge of the game.

CAREER TRANSACTIONS – Agreed to terms with the New Orleans Saints, 4/28/13.

2013 – Played in 12 regular season games as a rookie, missing a pair with an ankle injury and two others with a knee injury, and recorded nine tackles, three sacks and one pass defensed...After missing first two games with an ankle injury, in his NFL debut vs. Arizona, Sept. 22, posted one sack for a loss of two yards as part of a two-tackle (one solo) day...Finished with one tackle and one sack vs. Buffalo, Oct. 27…Recorded one solo tackle, one sack and a pass defensed vs. Dallas, Nov. 10…Suffered knee injury at Atlanta, Nov. 21, that caused him to miss next two games…In his postseason debut at Philadelphia, 1/4/14, recorded one assisted tackle…Saw action on the defensive line rotation and on special teams in NFC Divisional Playoff at Seattle, 1/11/14.

COLLEGE – Posted career totals of 23 starts, 73 tackles with 11 stops for a loss, four sacks, one interception and three passes defensed at the University of Illinois…Started all 12 games at defensive tackle as a senior in 2012 and finished the season with 31 tackles, 5.5 stops for a loss and 2.5 sacks…Recorded or matched career highs in tackles (seven), solo tackles (six), stops for a loss (three) and sacks (two) at Ohio State...Tallied 32 tackles with four stops for a loss, a half sack, three passes defensed and an interception as a junior in 2011…Played in all 13 games and contributed 10 tackles with 1.5 stops for a loss and a sack as a sophomore in 2010…Tallied first career sack in a win at Penn State…Played in three games as a redshirt freshman in 2009 and recorded no statistics…Majored in sociology.

PERSONAL – Prepped at Mt. Carmel (Chicago, Ill.) HS…Recorded 44 tackles with six stops for a loss of 43 yards, despite an injury-shortened senior season…Born May 31, 1990 in Chicago, Ill.

GLENN FOSTER

					TACKLES				INTERCEPTIONS					FUMBLES		
Year	Team	GP	GS	Tot	Solo	Asst	Sk	Yds	No	Yds	Lg	TD	PD	FF	FR	Yds
2013	New Orleans	12	0	9	6	3	3.0	9.0	0	0	0	0	1	0	0	0
NFL Totals		**12**	**0**	**9**	**6**	**3**	**3.0**	**9.0**	**0**	**0**	**0**	**0**	**1**	**0**	**0**	**0**

CAREER HIGHS: Tackles —2 (3x), last at New England (10/13/13); **Sacks —** 1 (3x), last vs. Dallas (11/10/13); **Interceptions —** 0; **Passes Defensed —** 1, vs. Dallas (11/10/13); **Forced Fumbles —** 0; **Fumble Recoveries —** 0.

POSTSEASON

					TACKLES				INTERCEPTIONS					FUMBLES		
Year	Team	GP	GS	Tot	Solo	Asst	Sk	Yds	No	Yds	Lg	TD	PD	FF	FR	Yds
2013	New Orleans	2	0	1	0	1	0.0	0.0	0	0	0	0	0	0	0	0
NFL Totals		**2**	**0**	**1**	**0**	**1**	**0.0**	**0.0**	**0**	**0**	**0**	**0**	**0**	**0**	**0**	**0**

POSTSEASON CAREER HIGHS: Tackles — 1, at Philadelphia (1/4/14); **Sacks —** 0; **Interceptions —** 0; **Forced Fumbles —** 0; **Fumble Recoveries —** 0.

Junior GALETTE

93

OLB

HEIGHT: **6-2** WEIGHT: **258**
COLLEGE: **STILLMAN**
JOINED SAINTS: **FA-10**
NFL EXPERIENCE: **5**
BORN: **3/27/88**

NFL CAREER – Initially excelling on special teams after signing with New Orleans as an undrafted free agent in 2010, Galette has become one of the team's primary pass-rushing threats. In 2013, he enjoyed a breakout season, recording 50 tackles (32 solo), 12 sacks, three passes defensed, one forced fumble and two fumble recoveries. His takedown total was the second-highest single-season total by an undrafted player in Saints record books. The Haiti native has continued to show significant growth. Through his first four seasons, he has appeared in 48 games with 17 starts and has career totals of 101 tackles (66 solo), 21.5 sacks, four passes defensed, two forced fumbles, two fumble recoveries and 11 special teams stops.

CAREER TRANSACTIONS – Agreed to terms on a three-year contract, 3/19/13; Signed by New Orleans as an undrafted free agent, 5/5/10.

HONORS – **2013:** *USA Today* All-Joe; Jim Finks Good Guy Award (cooperation with local media).

2013 – Set career highs in tackles (50), sacks (12), passes defensed (3) and fumble recoveries (2) as he appeared in all 16 regular season games with 15 starts at OLB. Also notched one forced fumble on the year…Sack total ranked second on the team as both he and defensive end Cameron Jordan became the first Saints duo to record double-digit sacks since 2004 (defensive ends Charles Grant and Darren Howard). Takedown total was the second-highest by an undrafted player as a

2013 GAME BY GAME

				DEFENSE										
Date	Opp.	GP	ST	SOLO	AST	TOT	SACK/YDS		INT/YDS		PD	FF	FR
9/8	ATL	X		1	0	1	1	10	0	0	0	0	0
9/15	@TB	X	X	3	1	4	0	0	0	0	0	0	1
9/22	ARZ	X	X	2	2	4	1	10	0	0	1	0	0
9/30	MIA	X	X	2	2	4	1	12	0	0	1	0	0
10/6	@CHI	X	X	0	0	0	0	0	0	0	0	0	0
10/13	@NE	X	X	2	1	3	0	0	0	0	0	0	0
10/27	BUF	X	X	6	1	7	1	3	0	0	0	1	1
11/3	@NYJ	X	X	2	1	3	1	0	0	0	0	0	0
11/10	DAL	X	X	1	0	1	0	0	0	0	0	0	0
11/17	SF	X	X	1	1	2	1	9	0	0	0	0	0
11/21	@ATL	X	X	0	2	2	0	0	0	0	0	0	0
12/2	@SEA	X	X	2	3	5	0	0	0	0	0	0	0
12/8	CAR	X	X	4	2	6	3	30	0	0	0	0	0
12/15	@StL	X	X	1	1	2	0	0	0	0	1	0	0
12/22	@CAR	X	X	2	0	2	1	5	0	0	0	0	0
12/29	TB	X	X	3	1	4	2	4	0	0	0	0	0
2013 Season		**16**	**15**	**32**	**18**	**50**	**12**	**83**	**0**	**0**	**3**	**1**	**2**

Saint…Finished ranked fourth in the NFC and sixth in the NFL in sacks and tied for fifth in the conference and sixth in the league in defensive fumble recoveries…Posted a quarterback takedown of Falcons QB Matt Ryan in the season opener vs. Atlanta, Sept. 8…Recovered a fumble forced by Jordan and added four stops (three solo) at Tampa Bay, Sept. 16…Posted four tackles (two solo), one takedown of Cardinals QB Carson Palmer and one pass defensed vs. Arizona, Sept. 22…Made four stops (two solo), one sack of Dolphins QB Ryan Tannehill and one pass defense vs. Miami, Sept. 30…Recorded a career-high seven tackles (six solo), one takedown of Bills QB Thad Lewis and a fumble recovery vs. Buffalo, Oct. 27…Made three tackles (two solo) and one sack of QB Geno Smith at N.Y. Jets, Nov. 3…Registered two tackles (one solo) and one takedown of 49ers QB Colin Kaepernick vs. San Francisco, Nov. 17…Set a career-high with three sacks of Panthers QB Cam Newton, to go with six tackles, vs. Carolina, Dec. 8…Finished with two solo tackles and one sack of Newton at Carolina, Dec. 22…Had his second multiple-takedown game of season and fourth of career in regular season finale vs. Tampa Bay, Dec. 29, when he totaled four stops (three solo) and two sacks of Buccaneers QB Mike Glennon…Started both postseason contests and recorded three tackles (one solo). **2012** – Appeared in 12 games with one start at left defensive end at Denver, Oct. 28, and registered 22 tackles (18 solo), five sacks, one forced fumble and four special teams stops…Sack total was third on the club…Had two sacks, forcing a fumble on one, vs. Kansas City, Sept. 23…Set a then career-high with six solo tackles and chipped in a sack at Tampa Bay, Oct. 21. **2011** – Appeared in all 16 regular season games and finished third on the club with 4.5 sacks while adding 27 tackles (15 solo), a pass defensed and three special teams stops…Appeared in two games with one start in playoffs and recorded an assisted tackle…Recorded three tackles (two solo) and split a sack of QB Aaron Rodgers with S Roman Harper for his first career takedown in the NFL opener at Green Bay, Sept. 8…Tied for the team lead with Harper in recording two takedowns of QB Jay Cutler vs. Chicago, Sept. 18…Recorded five tackles (two solo) and finished with a late sack of Lions QB Matthew Stafford vs. Detroit, Dec. 4. **2010** – Appeared in four regular season games and recorded two tackles (one solo) and four special teams

stops…In NFC Wild Card Playoff vs. Seattle, 1/8/11, recorded one special teams tackle.

COLLEGE – Played one season at Division II Stillman, where as a senior in 2009, he earned second-team All-American honors with 56 tackles and 9.5 sacks…Played in 31 games at Temple before transferring for his senior year, recording 139 tackles with 16.5 sacks, three forced fumbles and one blocked punt for the Owls…Posted 7.5 sacks as a junior and gained second-team All-MAC plaudits.

PERSONAL – Prepped at St. Joseph Regional (Montvale, N.J.) HS, where he played LB and WR and was a basketball standout…Participated in Rebuilding Together's "Kickoff to Rebuild" event prior to Super Bowl XLVII in Algiers, where he assisted in painting the front of several renovated and rehabilitated houses for local residents and served as a celebrity judge for a barbeque competition…Junior Jovais Galette was born March 27, 1988 in Port Au Prince, Haiti.

WORTH NOTING

SACKS IN A SINGLE-SEASON IN SAINTS HISTORY BY AN UNDRAFTED PLAYER

Player	Year	Sacks
1. Charlie Clemons	2001	13.5
2. Junior Galette	**2013**	**12**
3. Willie Whitehead	1999	7

GALETTE'S CAREER SACKS BY OPPONENT

4 – Carolina
3 – Tampa Bay
2 – Chicago
2 – Kansas City
1 – Arizona
1 – Atlanta
1 – Buffalo
1 – Dallas
1 – Detroit
1 – Mami
1 – Minnesota
1 – New York Jets
1 – San Diego
1 – San Francisco
0.5 – Green Bay

JUNIOR GALETTE

					TACKLES				INTERCEPTIONS					FUMBLES		
Year	Team	GP	GS	Tot	Solo	Asst	Sk	Yds	No	Yds	Lg	TD	PD	FF	FR	Yds
2010	New Orleans	4	0	2	1	1	0.0	0.0	0	0	0	0	0	0	0	0
2011	New Orleans	16	1	27	15	12	4.5	42.0	0	0	0	0	1	0	0	0
2012	New Orleans	12	1	22	18	4	5.0	22.0	0	0	0	0	0	1	0	0
2013	New Orleans	16	15	50	32	18	12.0	83.0	0	0	0	0	3	1	2	13
NFL Totals		**48**	**17**	**101**	**66**	**35**	**21.5**	**147.0**	**0**	**0**	**0**	**0**	**4**	**2**	**2**	**13**

ADDITIONAL STATISTICS: Special Teams Tackles — (2010, 4); (2011, 3); (2012, 4) **Total: 11; Kickoff Returns —** (2012, 1 ret., 2 yds., 2 LG) **Total: 1 ret., 2 yds., 2 lg.**

CAREER HIGHS: Tackles —7, vs. Buffalo (10/27/13); **Sacks —** 3, vs. Carolina (12/8/13); **Interceptions —** 0; **Passes Defensed —** 1 (4x), last at St. Louis (12/15/13); **Forced Fumbles —** 1 (2x), last vs. Buffalo (10/27/13); **Fumble Recoveries —** 1 (2x), last vs. Buffalo (10/27/13); **Special Teams Tackles —** 3, at Baltimore (12/19/10).

POSTSEASON

					TACKLES				INTERCEPTIONS					FUMBLES		
Year	Team	GP	GS	Tot	Solo	Asst	Sk	Yds	No	Yds	Lg	TD	PD	FF	FR	Yds
2010	New Orleans	1	0	0	0	0	0.0	0.0	0	0	0	0	0	0	0	0
2011	New Orleans	2	1	1	0	1	0.0	0.0	0	0	0	0	0	0	0	0
2013	New Orleans	2	2	3	1	2	0.0	0.0	0	0	0	0	0	0	0	0
NFL Totals		**5**	**3**	**4**	**1**	**3**	**0.0**	**0.0**	**0**	**0**	**0**	**0**	**0**	**0**	**0**	**0**

ADDITIONAL POSTSEASON STATISTICS: Special Teams Tackles — (2010, 1) **Total: 1.**

POSTSEASON CAREER HIGHS: Tackles — 2, at Philadelphia (1/4/14); **Sacks —** 0; **Interceptions —** 0; **Forced Fumbles —** 0; **Fumble Recoveries —** 0; **Special Teams Tackles —** 1, at Seattle (1/8/11).

Jonathan GOODWIN

51
C

HEIGHT: 6-3 WEIGHT: 318
COLLEGE: MICHIGAN
JOINED SAINTS: UFA-14 (SF)
NFL EXPERIENCE: 13
BORN: 12/2/78

NFL CAREER – After serving as the club's starting center from 2008-10, Jonathan Goodwin returned to New Orleans late in the 2014 offseason after spending the last three seasons with the San Francisco 49ers and will compete for the starting slot in the middle. The 12-year NFL veteran has started the last 86 regular season games he has appeared in, ranked third in the NFL among active centers, as well as 12 straight postseason games for the Saints and 49ers. Goodwin first joined the Saints in 2006 after being signed as an unrestricted free agent from the New York Jets. In his career, he has played in 181 games, with 108 starts, and made 16 postseason appearances with 12 starts.

HONORS – **2013:** 49ers recipient of Ed Block Courage Award; **2009:** Pro Bowl.

CAREER TRANSACTIONS – Signed by the Saints to a one-year contract (UFA-SF), 6/2/14; Signed by the San Francisco 49ers to a three-year contract (UFA-NO), 8/3/11; Re-signed by the Saints to a three-year contract, 2/27/08; Signed by the Saints to a two-year contract (UFA-NYJ), 3/27/06; Signed to a one-year contract by the New York Jets (RFA), 4/5/05; Signed to three-year contract by the Jets, 7/24/02; Selected by the Jets in fifth round (154th overall) of the 2002 NFL Draft.

2013 – In his third season in San Francisco, started all 16 regular season games and all three postseason contests at C for a team that advanced to the NFC Championship. **2012** – In his second season in San Francisco, started all 16 regular season games and all three postseason contests at C for a team that advanced to the Super Bowl. **2011** – In his first season in San Francisco, started all 16 regular season games and both postseason contests at C for a team that advanced to the NFC Championship. **2010** – Started all 16 games and one playoff game at C…Part of one of only two offensive lines in the NFL to start all 16 games, a unit that surrendered only 26 sacks, fifth lowest in the league…Run and pass blocking helped the Saints average 372.5 yards per game, the NFL's sixth-highest figure. **2009** – Started all 16 games at C...Part of a unit that allowed only 20 sacks, the NFL's fourth-lowest total, while on the NFL's No. 1 ranked offense…Voted to the Pro Bowl for the first time in his career…Joined as a Pro Bowl selection by G Jahri Evans and T Jon Stinchcomb, the first time the Saints have had three players from the same position group in the game since 1992 (when LBs Rickey Jackson, Vaughn Johnson, Sam Mills and Pat Swilling all received the honor)…Opened all three postseason games…Was an integral part of the offensive line that helped the Saints finish with a then-club-

record 510 points…The Saints also had 348 first downs and gained an NFL-best 6,461 yards, both the second-highest totals in history…The line's blocking for the NFL's sixth-ranked rushing offense enabled the Saints to set a franchise record averaging 4.5 yards per carry, the league's seventh-highest total…In three postseason contests, the offensive front only allowed QB Drew Brees to be dropped for a loss twice. **2008** – Started all 13 games he appeared in at C, missing three contests with an injured knee…Offensive line allowed only 13 sacks – a then-club record – despite the Saints leading the NFL in passing attempts…The blocking by Goodwin and the offensive line allowed the Saints to finish first in the NFL with a club-record 463 points and franchise best 6,571 yards…Injured left knee at Carolina, Oct. 19, and Placed on the inactive list for the next three games…Returned to action vs. Green Bay, Nov. 24, and the Saints would score 51 points…Played in 100th career game vs. Carolina, Dec. 28. **2007** – Played in 13 games, starting two at C…On active roster but did not play in three contests…Appeared primarily on special teams until vs. Atlanta, Oct. 21, when he subbed for injured Jeff Faine and threw a key with his block on a 24-yard TD run by RB Pierre Thomas…Had a standout performance vs. Jacksonville, Nov. 4, helping the offense to a big day while taking on powerful DT tandem of John Henderson and Marcus Stroud...Returned to special teams units for remainder of season. **2006** – Appeared in all 16 games, primarily on special teams, also playing C vs. Carolina, Dec. 31. **2005** – Saw action on offensive line and on special teams for the first five weeks…Came off bench in Week Six at Buffalo after C Kevin Mawae was injured…Had fourth career start (at LG) at Atlanta, Oct. 24, where he started rest of season. **2004** – Saw time on special teams and as reserve at G…Made first career start at RG vs. San Francisco, Oct. 17, and started next two games. **2003** – Played in 15 games, mostly on special teams, and in rotation at RG. **2002** – Played in 13 of 16 games, primarily on special teams.

COLLEGE – Began career at Ohio University before transferring to the University of Michigan in 1998…Started 20-of-29 career games…Played four positions (C, RG, LG and RT) for the Wolverines…All-Big 10 as senior…Sat out 1998 under NCAA transfer rules…Started every game at RG as a freshman at Ohio.

PERSONAL – Brother Harold, played G at Michigan and is offensive coordinator with the Arizona Cardinals…Sports Management and Communications major..."Top 100" choice as a senior at Lower Richland (S.C.) HS as a senior…Born Dec. 2, 1978 in Columbia, S.C.

JONATHAN GOODWIN

Games Played/Started: New York Jets — (2002, 13/0); (2003, 15/0); (2004, 15/3); (2005, 16/0) **New Orleans —** (2006, 16/0); (2007, 13/2); (2008, 13/13); (2009, 16/16); (2010, 16/16) **San Francisco —** (2011, 16/16); (2012, 16/16); (2013, 16/16) **Totals: 181/108; Saints Totals: 74/47**

POSTSEASON
Games Played/Started: New York Jets — (2004, 2/0) **New Orleans —** (2006, 2/0); (2009, 3/3); (2010, 1/1) **San Francisco —** (2011, 2/2); (2012, 3/3); (2013, 3/3) **Totals: 16/12; Saints Totals: 6/4**



Jimmy GRAHAM

80

TE

HEIGHT: 6-7 WEIGHT: 265
COLLEGE: MIAMI (FLA.)
JOINED SAINTS: D3-10
NFL EXPERIENCE: 5
BORN: 11/24/86

NFL CAREER – New Orleans' third round draft choice in 2010 after playing only one season of college football at the University of Miami (Fla.), Graham is a rising star who in just four seasons has become one of QB Drew Brees' favorite targets and one of the NFL's elite tight ends. Posting career totals in only 62 games with 36 starts of 301 catches for 3,863 yards with 41 touchdowns, he's already shattered the club's receiving records for a tight end. Graham, who played four years of basketball, has recorded 270 receptions for 3,507 yards with 36 touchdowns the past three seasons, ranking him fourth in the NFL in receiving, first at his position. In 2013, he led the Saints in receiving for the third consecutive season with 86 grabs for 1,215 yards with a club-record and NFL-best 16 touchdown grabs, leading NFL tight ends in all major statistical categories. Graham possesses explosive capabilities with 34 career catches of 25-plus yards, including 13 in 2013.

HONORS – **2013:** Pro Bowl; First-team *Associated Press* All-Pro; All-Pro (CBSSports.com, ESPN.com, *Sports Illustrated* and *The Sporting News*); PFWA All-NFL and All-NFC; NFC Offensive Player of the Week (Week 3); NFC Offensive Player of the Month (September). **2012:** NFC Offensive Player of the Week (Week 10); **2011:** Pro Bowl starter; Second-team *Associated Press* All-Pro; *Pro Football Weekly*/PFWA All-NFC; Ed Block Courage Award (Saints recipient).

CAREER TRANSACTIONS – Designated Franchise Player, 3/3/14; Agreed to terms on a four-year contract, 7/28/10; Selected in the third round (95th overall) of the 2010 NFL Draft.

2013 – Enjoyed one of the most prolific campaigns for a tight end in NFL history, leading the team in receiving for the third consecutive season with 86 receptions for 1,215 yards (14.1 avg.) with a team-record 16 touchdowns, the second-highest receiving touchdown total for a tight end all-time in NFL history, which led the NFL in scoring grabs and ranked second in scoring among non-kickers…Led tight ends in virtually every receiving category, while overall, ranked 13th in the NFL in receptions, 15th in receiving yardage and tied for 11th in third down receptions (25). Also tied the club record for 100-yard receiving games (6), which is tied for most in NFL record books for a tight end...Started and hauled in four receptions for 45 yards and a TD in opener vs. Atlanta, Sept. 8…Started and finished with 10 receptions for a career-high 179 yards with one TD at Tampa Bay, Sept. 15…Started and caught nine passes for a game-high 134 yards and two TDs vs. Arizona, Sept. 22, earning NFC Offensive Player of the Week

CAREER GAME BY GAME

RECEIVING

2013 Date	Opp.	GP	ST	REC	YDS	AVG	LG	TD
9/8	ATL	X	X	4	45	11.3	21	1
9/15	@TB	X	X	10	179	17.9	56t	1
9/22	ARZ	X	X	9	134	14.9	29	2
9/30	MIA	X	X	4	100	25.0	43t	2
10/6	@CHI	X	X	10	135	13.5	38	0
10/13	@NE	X	X	0	0	0.0	0	0
10/27	BUF	X		3	37	12.3	15t	2
11/3	@NYJ	X	X	9	116	12.9	51t	2
11/10	DAL	X		5	59	11.8	26	0
11/17	SF	X	X	6	41	6.8	13	0
11/21	@ATL	X	X	5	100	20.0	44t	1
12/2	@SEA	X		3	42	14.0	20	1
12/8	CAR	X		6	58	9.7	22	2
12/15	@StL	X	X	2	25	12.5	13	0
12/22	@CAR	X	X	5	73	14.6	46	1
12/29	TB	X	X	5	71	14.2	33	1
2013 Season		**16**	**12**	**86**	**1,215**	**14.1**	**56t**	**16**

2012 Date	Opp.	GP	ST	REC	YDS	AVG	LG	TD
9/9	WAS	X	X	6	85	14.2	23	1
9/16	@CAR	X	X	7	71	10.1	17	1
9/23	KC	X	X	4	16	4.0	7	1
9/30	@GB	X	X	7	76	10.9	24	0
10/7	SD	X	X	1	4	4.0	4	0
10/21	@TB				Inactive (ankle)			
10/28	@DEN	X	X	5	63	12.6	20	1
11/5	PHI	X		8	72	9.0	17	1
11/11	ATL	X		7	146	20.9	46	2
11/18	@OAK	X	X	6	29	4.8	10	1
11/25	SF	X	X	4	33	8.3	12	0
11/29	@ATL	X		4	59	14.8	25	0
12/9	@NYG	X		5	56	11.2	27	0
12/16	TB	X	X	5	69	13.8	24	0
12/23	@DAL	X		7	88	12.6	26	0
12/30	CAR	X		9	115	12.8	27	1
2012 Season		**15**	**9**	**85**	**982**	**11.6**	**46**	**9**

honors for the first time in his career…Capped the month of September by hauling in four passes for 100 yards and two TDs as he became the first tight end to be named NFC Offensive Player of the Month, as his 413 receiving yards over the final three games of the month is tied with Shannon Sharpe (1996) and Dave Kocourek (1961) for the highest total by a tight end in a three-game span…At Chicago, Oct. 6, hauled in 10 receptions for 135 yards (13.5 avg.), as he tied the NFL record streak of four consecutive games with over 100-yards receiving by a tight end. His 548 receiving yards during the streak was the most by a tight end over any four-game span in a single season in NFL history…Caught three passes for 37 yards and two TDs vs. Buffalo, Oct. 27…Started and posted nine receptions for 116 yards with two TD grabs to lead team in catches, yardage and TDs at New York Jets, Nov. 3…Caught five passes for 59 yards vs. Dallas, Nov. 10, as he became the club's all-time leader in receiving among tight ends…Started and caught a team-leading six passes for 41 yards vs. San Francisco, Nov. 17…Started and led team in receiving, catching five passes for 100 yards, including a 44-yard TD at Atlanta, Nov. 21. With his sixth 100-yard receiving game of the season, tied a franchise record and the NFL single-season mark for a tight end (Tony Gon-

CAREER GAME BY GAME

RECEIVING

2011 Date	Opp.	GP	ST	REC	YDS	AVG	LG	TD
9/8	@GB	X	X	4	56	14.0	21	1
9/18	CHI	X	X	6	79	13.2	31	0
9/25	HOU	X	X	4	100	25.0	32	1
10/2	@JAX	X	X	10	132	13.2	59	1
10/9	@CAR	X	X	8	129	16.1	30	0
10/16	@TB	X		7	124	17.7	43	0
10/23	IND	X	X	6	54	9.0	16	2
10/30	@StL	X	X	4	39	9.8	13	0
11/6	TB	X		6	78	13.0	23	0
11/13	@ATL	X		7	82	11.7	29	1
11/28	NYG	X	X	5	84	16.8	29t	2
12/4	DET	X	X	8	89	11.1	16	0
12/11	@TEN	X		5	55	11.0	33	0
12/18	@MIN	X	X	7	70	10.0	18	1
12/26	ATL	X		4	42	10.5	17	1
1/1	CAR	X	X	8	97	12.1	29	1
2011 Season		**16**	**11**	**99**	**1,310**	**13.2**	**59**	**11**

2010 Date	Opp.	GP	ST	REC	YDS	AVG	LG	TD
9/9	MIN				Inactive			
9/20	@SF	X		0	0	0.0	0	0
9/26	ATL	X		0	0	0.0	0	0
10/3	CAR	X		0	0	0.0	0	0
10/10	@ARZ	X	X	0	0	0.0	0	0
10/17	@TB	X		1	11	11.0	11	0
10/24	CLE	X		4	38	9.5	14	0
10/31	PIT	X		0	0	0.0	0	0
11/7	@CAR	X	X	3	49	16.3	19t	1
11/21	SEA	X		5	72	14.4	27	0
11/25	@DAL	X	X	3	23	7.7	14	0
12/5	@CIN	X		3	72	24.0	52	0
12/12	STL	X		1	21	21.0	21	0
12/19	@BAL	X		5	29	5.8	18t	2
12/27	@ATL	X	X	4	26	6.5	10	1
1/2	TB	X	X	2	15	7.5	11	1
2010 Season		**15**	**5**	**31**	**356**	**11.5**	**52**	**5**

zalez – 2000, 04)…Led team in receiving with 42 yards, while hauling in one TD to set a team-record with 12 scores on the season at Seattle, Dec. 2…Had six receptions for 58 yards with two TDs, also surpassing the 1,000 yards receiving mark for the second time in three seasons vs. Carolina, Dec. 8…Started and tied for the team receiving lead with five grabs for 73 yards, including a five-yard TD grab at Carolina, Dec. 22…Started and caught five passes for 71 yards and a touchdown in regular season finale vs. Tampa Bay, Dec. 29…Appeared in both postseason contests with one start and recorded four receptions for 52 yards (13.0 avg.). **2012** – Appeared in 15 games with nine starts and led team in receiving for the second consecutive season with 85 receptions for 982 yards with nine touchdowns. Finished third on team in receiving yardage and second in touchdown receptions. Tied for 13th in the NFL in receiving, ranked third at his position. Among tight ends, yardage total ranked second and touchdown total tied for second. With at least one touchdown in the first three games, carrying over from the last three contests of 2011, Graham's six-game streak of touchdown receptions set a team record, while he tied for the longest streak in touchdowns. The six-game touchdown reception streak is tied for the second-longest among tight ends

TOP RECEIVING TOTALS BY TIGHT ENDS IN 2013

	Tight End	Rec.	Yds.	Avg.	TD
1.	**Jimmy Graham**	**86**	**1,215**	**14.1**	**16**
2.	Tony Gonzalez	83	859	10.3	8
3.	Jordan Cameron	80	917	11.5	7

2013 SCORING AMONG NONKICKER LEADERS

	Player	No.
1.	Jamaal Charles	114
2.	**Jimmy Graham**	**96**
3t.	Marshawn Lynch	84
3t.	Demaryius Thomas	84

TOUCHDOWN RECEPTIONS IN THE NFL BY A TIGHT END SINCE 2010

	Tight End	No.
1.	Rob Gronkowski	42
2.	**Jimmy Graham**	**41**
3.	Vernon Davis	31

TOUCHDOWN RECEPTIONS BY A TIGHT END IN A SINGLE SEASON

	Tight End	Year	No.
1.	Rob Gronkowsk	2011	17
2.	**Jimmy Graham**	**2013**	**16**
3t.	Vernon Davis	2009	13
3t.	Antonio Gates	2004	13
3t.	Vernon Davis	2013	13

RECEIVING LEADER

Since 2011, Graham's put together three of the most prolific seasons for a tight end in Saints history, while ranking among NFL leaders overall and at his position in most categories.

NFL RECEIVING LEADERS SINCE 2011

	Player	Rec.	Yds.	Avg.	TD
1.	Wes Welker	313	3,701	11.8	25
2.	Calvin Johnson	302	5,137	17.0	33
3.	Brandon Marshall	299	4,017	13.4	29
4.	**Jimmy Graham**	**270**	**3,507**	**13.0**	**36**
5.	Jason Witten	262	2,832	10.8	16

TOP RECEIVING TOTALS BY TIGHT ENDS SINCE 2011

	Tight End	Rec.	Yds.	Avg.	TD
1.	**Jimmy Graham**	**270**	**3,507**	**13.0**	**36**
2.	Jason Witten	262	2,832	10.8	16
3.	Tony Gonzalez	256	2,664	10.4	23

RECEPTIONS BY A TIGHT END IN TEAM HISTORY (SINGLE SEASON)

	Tight End	Rec.	Yds.	Avg.	TD
1.	**Jimmy Graham, 2011**	**99**	**1,310**	**13.2**	**11**
2.	**Jimmy Graham, 2013**	**86**	**1,215**	**14.1**	**16**
3.	**Jimmy Graham, 2012**	**85**	**982**	**11.6**	**9**

RECEPTIONS BY A TIGHT END IN TEAM HISTORY (ALL-TIME)

	Tight End	Rec.	Yds.	Avg.	TD
1.	**Jimmy Graham, 2010-**	**301**	**3,863**	**12.8**	**41**
2.	Hoby Brenner, 1981-93	267	3,849	14.4	21

RECEIVING YARDS BY A TIGHT END IN TEAM HISTORY (ALL-TIME)

	Tight End	Rec.	Yds.	Avg.	TD
1.	**Jimmy Graham, 2010-**	**301**	**3,863**	**12.8**	**41**
2.	Hoby Brenner, 1981-93	267	3,849	14.4	21

MOST TD RECEPTIONS IN TEAM HISTORY BY A TIGHT END (ALL-TIME)

	Tight End	Rec.	Yds.	Avg.	TD
1.	**Jimmy Graham, 2010-**	**301**	**3,863**	**12.8**	**41**
2.	Henry Childs, 1974-80	207	3,224	15.6	27

since the 1970 AFL-NFL merger…In the opener vs. Washington, Sept. 9, started and tied for team-lead with six receptions for 85 yards (14.2 avg.) with one touchdown…Started at Carolina, Sept. 16 and caught seven passes for 71 yards with one touchdown…Started and hauled in four receptions for 16 yards with one touchdown vs. Kansas City, Sept. 23…Made seven receptions for 76 yards at Green Bay, Sept. 30…Inactive due to ankle injury at Tampa Bay, Oct. 21…Returned to lineup at Denver, Oct. 28 and made five receptions for 63 yards with one touchdown…Vs. Philadelphia, Nov. 5, led the team with eight receptions for 72 yards and one touchdown…Enjoyed explosive game vs. Atlanta, Nov. 11, when he caught seven passes for then-career-high 146 yards (20.9 avg.) and tied career-best with two touchdowns. Yardage total was the highest by a Saints tight end in a single game. Named NFC Offensive Player of the Week for the first time…Started and led the team in receptions with six catches for 29 yards and one touchdown at Oakland, Nov. 18…Caught four passes for 59 yards (14.8 avg.) at At-

lanta, Nov. 29…Finished with five receptions for 56 yards at N.Y. Giants, Dec. 9…Started and recorded five receptions for 69 yards (13.8 avg.) vs. Tampa Bay, Dec. 16…Hauled in seven passes for 88 yards at Dallas, Dec. 23, but his biggest play was when he recovered a fumble by teammate Marques Colston in overtime that set up the game-winning field goal…In season finale vs. Carolina, Dec. 30, led team in receiving with nine catches for 115 yards and one TD. **2011** – Enjoyed the most prolific season by a TE in franchise history in all categories. Played in all 16 games with 11 starts, leading team in catches, yardage and scoring grabs with a club-record 99 receptions for 1,310 yards (13.2 avg.) with 11 touchdowns as he was selected a Pro Bowl starter, second-team *Associated Press* All-Pro and the team winner of the Ed Block Courage Award. Receiving touchdown total was tied for first in club record books at the time, while yardage total ranks fourth. Yardage total was ranked second all-time in NFL history for tight ends, while receptions total tied for third and scoring grab total was then tied for eighth. Also set team record for a tight end with seven or more receptions in seven games and at least six in 10 contests and also set a club mark for all Saints by having at least 50 yards receiving in 14 games. Contributed to an offense that produced a club record 7,474 net yards and 416 first downs…In postseason, finished with 12 receptions for 158 yards (16.6 avg.) with a team-best three TDs…In NFL opener at Green Bay, Sept. 8, had four receptions for 56 yards, including a fourth quarter five-yard TD grab to put Saints within eight…Finished with six receptions for 79 yards (13.2 avg.) in home opener vs. Chicago, Sept. 18…Had first career 100-yard game, when he finished with four grabs for a team-best 100 yards (25.0 avg.) with one TD vs. Houston, Sept. 25. Fourth quarter 27-yard scoring grab ignited a 23-point fourth quarter…Set then-career-highs in catches, yardage and a receiving long at Jacksonville, Oct. 2, when he grabbed 10 balls for 132 yards (13.2 avg.), including a 59-yard grab, with one TD…Became the first Saints tight end to have three straight 100-yard games when he led New Orleans in receiving and yardage with eight grabs for 129 yards at Carolina, Oct. 9…Became first Saint, and only the second tight end since the 1970 AFL-NFL merger, to have four straight games of 100 yards receiving when he had seven grabs for a game-high 124 yards at Tampa Bay, Oct. 16. This capped a four-game period where Graham had 29 receptions for 485 yards with two TDs…Caught two touchdowns as part of six receptions for 54 yards vs. Indianapolis, Oct. 23, his second career multiple-TD game…Finished with seven receptions for 82 yards, including a second quarter 21-yard scoring grab at Atlanta, Nov. 13…Had his second two-TD performance of the season and third of his career as he tied for the team lead with eight catches for 84 yards vs. N.Y. Giants, Nov. 28…Caught eight passes for 89 yards on Sunday Night Football vs. Detroit, Dec. 4, to become the first Saints tight end to surpass 1,000 yards receiving…Posted five receptions for 55 yards at Tennessee, Dec. 11…Shook off early fumble to record seven receptions for 70 yards with a second quarter one-yard TD grab at Minnesota, Dec. 18…Had four receptions for 42 yards, including a second quarter nine-yard TD grab near the end of the first half to give New Orleans a 21-10 halftime lead vs. Atlanta, Dec. 26. It was the tenth TD grab of the season for Graham, giving him the club record for a tight end…Vs. Carolina, 1/1/12, Graham had eight receptions for 97 yards and a TD. For a brief moment, Graham held the NFL record for receiving yards in a season by a TE (1,310) before New England's Rob Gronkowki caught a 23-yard

pass in the final two minutes at Buffalo to up his season total to 1,327…In his NFL postseason debut in the NFC Wild Card Playoff vs. Detroit, Graham's third quarter three-yard TD grab opened up a 24-14 lead. Graham tied for the team lead in receiving with seven catches for 55 yards. His reception total was the highest by a Saints TE in a postseason contest…In the NFC Divisional Playoff at San Francisco, Graham finished with five receptions for 103 yards with two TDs, the latter two being franchise playoff records for a TE. Graham's 66-yard fourth quarter scoring reception, the longest for a Saints TE in a postseason contest, had given New Orleans a lead with under two minutes remaining in the contest…In the Pro Bowl, Graham finished with five receptions for 74 yards, including a second quarter two-yard TD pass from QB Drew Brees. **2010** – Appeared in 15 games with five starts as a rookie and had 31 receptions for 356 yards with five touchdowns…Also had a three-yard rush and one special teams tackle…Reception and yardage total was ranked third all-time among Saints rookie tight ends, and receiving TD total ranked second…Caught four of his TDs in a three-week span from weeks 15-17…Recorded one special teams stop and made an athletic play to save a ball on a punt from going out of bounds that was recovered by LS Jason Kyle to set up a TD vs. Atlanta, Sept. 26…Converted a third down with a three-yard rush vs. Carolina, Oct. 3…Made first career start in two-TE set at Arizona, Oct. 10…Made first career catch, an 11-yard grab at Tampa Bay, Oct. 17…Caught four passes for 38 yards and recovered a fumble on a Saints punt return and advanced ball 20 yards vs. Cleveland, Oct. 24…Started and had three receptions for 49 yards, including his first career TD, a 19-yard grab, at Carolina, Nov. 7…Filled in for an injured Jeremy Shockey and had five receptions for 72 yards vs. Seattle, Nov. 21…Caught three passes for 72 yards, including a then-career-long 52-yard grab to set up a field goal before halftime at Cincinnati, Dec. 5…Had five receptions for 29 yards, including 18-yard and one-yard TD grabs in his first multiple-score game at Baltimore, Dec. 19…Started in three-TE set and had game-winning six-yard TD with 3:24 left on Monday night at Atlanta, Dec. 27…Started and had two receptions for 15 yards, including a four-yard TD in regular season finale vs. Tampa Bay, 1/2/11, before departing with an ankle injury that would cause him to miss team's playoff game.

COLLEGE – Appeared in 13 games with one start in a multiple-tight end set in only season of football and made 17 receptions for 213 yards (12.5 avg.) with five touchdowns…Appeared in 120 games with 39 starts for Hurricanes basketball team as a four-year letterwinner and averaged 4.2 points per game and 4.2 rebounds per game, while his 104 blocked shots ranked eighth in school history when he finished his career…Two-time Academic All-ACC selection…Earned a business degree with a double major in marketing and management in 2009.

PERSONAL – Attended Charis Preparatory (Goldsboro, N.C.) Academy, where he played basketball, football, baseball and tennis…On the hardwood, earned All-American honorable mention from *Street & Smith Magazine*, in addition to garnering All-State, All-Conference and team Most Valuable Player honors…As a senior, averaged 20.7 points, 13.8 rebounds and 4.6 blocks per game…During junior season, grabbed 15.1 rebounds and scored an average of 18.2 points per game…Favorite basketball player is LeBron James…Earned his airplane

pilot's license in 2012…The only two NFL games Graham had ever attended prior to being drafted by the Saints was a New Orleans-Oakland contest at the Mercedes-Benz Superdome on October 12, 2008 and Super Bowl XLIV…Featured in a television program on USA Network in 2012 titled "NFL Characters Unite", where he mentors a New Orleans teenager in need…Hosted a youth football camp at the Tulane University campus in 2012…Serves as a spokesperson for Smoothie King with whom he, as a former foster child, has partnered to donate funds to Boys Town Louisiana…A supporter of Second Harvest Food Bank of Greater New Orleans and the Toys for Tots program.

JIMMY GRAHAM

				RECEIVING				
Year	**Team**	**GP**	**GS**	**No**	**Yds**	**Avg**	**Lg**	**TD**
2010	New Orleans	15	5	31	356	11.5	52	5
2011	New Orleans	16	11	99	1,310	13.2	59	11
2012	New Orleans	15	9	85	982	11.6	46	9
2013	New Orleans	16	11	86	1,215	14.1	56t	16
NFL Totals		**62**	**36**	**301**	**3,863**	**12.8**	**59**	**41**

ADDITIONAL STATISTICS: Rushing — (2010, 1 att., 3 yards) **Total: 1 att, 3 yards; Special Teams Tackles —** (2010, 1) **Total: 1.**

CAREER HIGHS: Receptions — 10 (3x), last at Chicago (10/6/13); **Receiving Yards —** 179, at Tampa Bay (9/15/13); **Long Reception —** 59, at Jacksonville (10/2/11); **Receiving TDs —** 2 (9x), last vs. Carolina (12/8/13); **Special Teams Tackles —** 1, vs. Atlanta (9/26/10).

POSTSEASON

				RECEIVING				
Year	**Team**	**GP**	**GS**	**No**	**Yds**	**Avg**	**Lg**	**TD**
2010	New Orleans	0	0	0	0	0.0	0	0
2011	New Orleans	2	2	12	158	13.2	66t	3
2013	New Orleans	2	1	4	52	13.0	21	0
NFL Totals		**4**	**3**	**16**	**210**	**13.1**	**66t**	**3**

POSTSEASON CAREER HIGHS: Receptions — 7, vs. Detroit (1/7/12); **Receiving Yards —** 103, at San Francisco (1/14/12); **Long Reception —** 66t, at San Francisco (1/14/12); **Receiving TDs —** 2, at San Francisco (1/14/12).

Shayne GRAHAM

3

K

HEIGHT: 6-0 WEIGHT: 210
COLLEGE: VIRGINIA TECH
JOINED SAINTS: FA-13
NFL EXPERIENCE: 15
BORN: 12/9/77

NFL CAREER – The New Orleans Saints added Shayne Graham late in the 2013 season to handle placekicking duties as he returned to the club where he signed his first NFL contract as an undrafted free agent in 2000. Graham ranks fifth in NFL history in field goal accuracy, hitting 85.5% of his attempts (247-of-

289). He played for the Cincinnati Bengals from 2003-09, where he owns several franchise records. In the final two regular season games of 2013, Graham drilled both of his field goal attempts and also hit a 32-yard game-winner in the postseason to help the Saints to their first road playoff win in franchise history.

CAREER TRANSACTIONS – Signed by New Orleans Saints, 12/18/13; Released by Pittsburgh Steelers, 9/17/13; Signed by Pittsburgh, 9/9/13; Released by Cleveland Browns, 8/31/13; Signed by Cleveland (UFA-HOU), 4/15/13; Signed by Houston Texans to a one-year contract, 5/5/12; Waived by Baltimore Ravens, 1/3/12; Signed by Baltimore, 12/21/11; Waived by Miami Dolphins, 11/30/11; Signed by Dolphins, 11/19/11; Released by Dallas Cowboys, 9/3/11; Signed by Cowboys, 8/23/11; Released by Washington Redskins, 8/14/11; Signed by Washington, 8/1/11; Signed by New England Patriots, 11/10/10; Released by New York Giants, 10/18/10; Signed by Giants, 10/16/10; Released by Baltimore, 9/4/10; Signed by Baltimore Ravens (UFA-CIN), 6/3/10. Signed one-year Franchise tender with Cincinnati Bengals, 5/1/09; Designated Franchise Player by Cincinnati, 2/16/09; Re-signed by Cincinnati to a five-year contract, 3/5/04; Acquired by Cincinnati off waivers from Carolina Panthers, 9/2/03; Waived by Panthers, 9/1/03; Signed by Carolina, 9/27/02; Waived by Seattle Seahawks, 8/15/02; Signed by Seahawks, 5/15/02; Waived by Buffalo Bills, 4/23/02; Signed by Buffalo, 11/27/01; Waived by Seattle, 9/2/01; Signed by Seattle, 4/27/01; Waived by Saints 8/22/00; Originally signed by Saints as an undrafted free agent, 6/30/00.

HONORS – **2005:** Pro Bowl; *Associated Press* second-team All-Pro.

2013 – In the final two regular season games, drilled both field goal attempts and seven-of-seven PAT attempts…In the NFC Wild Card Playoff at Philadelphia, 1/4/14, connected on a club playoff record four-of-four field goal attempts, booting a 32-yard game-winner as time expired and on two-of-two PATs…In NFC Divisional Playoff at Seattle, 1/11/14, missed field goal attempts from 45- and 48-yards and converted one PAT…Before signing with New Orleans with two regular season games remaining, went to training camp with the Browns and spent part of the season on the Steelers roster. **2012** – Appeared in all 16 games with Houston. Set a Texans franchise record with a career-high 138 points, ranked fifth in the league. Connected on 31 of 38 (81.6%) field goal attempts. 31 made field goals tied a career best. Set a career-high with 28 touchbacks on kickoffs…Became the 45th kicker in NFL history to score 1,000 career points after connecting on a 33-yard field goal against Tennessee, Sept. 30…Tied a team single-game record after converting on five field goals against Indianapolis, Dec. 16. **2011** – Appeared in two games with Miami and one with Baltimore…Converted on four of five field goal attempts with the Dolphins and both attempts with the Ravens. **2010** – Appeared in one game with the New York Giants and eight with the New England Patriots. Connected on all 12 field goal attempts…Made two field goal attempts and a PAT vs. the New York Jets during the Divisional Round of the playoffs, 1/16/11. **2009** – Led Bengals with 98 points. Made 23 of 28 field goals and 28 of 29 PATs…Tied career-long with 53-yard field goal vs. Cleveland, Nov. 29. **2008** – Totaled 78 points in 14 games. Missed two contests with a groin injury. Connected on 21 of 24 field goal tries

and all 15 PATs. **2007** – Set a Bengals franchise record with a 91.2% mark on field goals (31 of 34). Tied a career-high with 31 field goals. Totaled 130 points. Set a team record with 21 consecutive field goals made…Converted on all seven field goal attempts at Baltimore, Nov. 11. The seven made field goals tied for the second-most in a single-game in NFL history. **2006** – Scored more than 100 points for fourth consecutive season (115). Tied for fifth in NFL with 13 touchbacks on kickoffs. Recorded career-high 11 special teams tackles. **2005** – Selected to Pro Bowl. Finished third in NFL with 131 points, which set a team record. Connected on 28 of 32 field goal attempts and all 47 PATs, which marked a career-best. **2004** – Totaled 122 points after converting 27 of 31 field goals and all 41 PATs…Tied a career-long with a 53-yard field goal against Denver, Oct. 25. **2003** – Converted 22 of 25 field goal attempts and all 40 PATs in his first season with Bengals…Scored 106 points. **2002** – Played in final 11 games of season with Panthers. Made 13 of 18 field goals and all 21 PATs. **2001** – Converted on six of eight field goals and all PATs during six games with the Bills. **2000** – Attended the Browns rookie minicamp on a tryout basis and went to training camp with the Saints.

COLLEGE – Four-year letterman at Virginia Tech (1996-99)…Became second player in conference history to be named Big East first-team four consecutive seasons…Finished career as conference's career scoring leader with 371 points…Named Big East Special Teams Player of the Year after leading the conference and setting the Hokies' single-season scoring record with 107 points in 1999.

PERSONAL – Native of Radford, Virginia, who attended Pulaski (Dublin, Va.) HS…Also played soccer…Lists playing golf and flying planes as a hobby…Lists "The Goonies" as his favorite move…Established the Shayne Graham Foundation in 2008, which provides resources to underserved children, military and their family and other charitable initiatives…His foundation can be found at www.shaynegraham.com…Also has a passion for charities involving the military.

SHAYNE GRAHAM

					SCORING							
Year	**Team**	**GP**	**FG**	**FGA**	**Pct**	**Lg**	**Blk**	**XP**	**XPA**	**Pct**	**Blk**	**Points**
2001	Buffalo	6	6	8	75.0	41	0	7	7	100.0	0	25
2002	Carolina	11	13	18	72.2	50	1	21	21	100.0	0	60
2003	Cincinnati	16	22	25	88.0	48	0	40	40	100.0	0	106
2004	Cincinnati	16	27	31	87.1	53	0	41	41	100.0	0	122
2005	Cincinnati	16	28	32	87.5	49	0	47	47	100.0	0	131
2006	Cincinnati	16	25	30	83.3	51	0	40	42	95.2	1	115
2007	Cincinnati	16	31	34	91.2	48	0	37	37	100.0	0	130
2008	Cincinnati	14	21	24	87.5	45	0	15	15	100.0	0	78
2009	Cincinnati	16	23	28	82.1	53	2	28	29	96.6	1	97
2010	NYG/N.E.	9	12	12	100.0	41	0	39	41	95.1	0	75
2011	Mia./Bal.	3	6	7	85.7	48	0	8	8	100.0	0	26
2012	Houston	16	31	38	81.6	51	1	45	45	100.0	0	138
2013	New Orleans	2	2	2	100.0	40	0	7	7	100.0	0	13
NFL Totals		**157**	**247**	**289**	**85.5**	**53**	**4**	**375**	**380**	**98.7**	**2**	**1,116**
Saints Totals		**2**	**2**	**2**	**100.0**	**40**	**0**	**7**	**7**	**100.0**	**0**	**13**

SHAYNE GRAHAM

FIELD GOALS

Year	Team	1-19	Pct	20-29	Pct	30-39	Pct	40-49	Pct	50+	Pct
2001	Buffalo	0/0	0.0	4/4	100.0	0/0	0.0	2/4	50.0	0/0	0.0
2002	Carolina	1/1	100.0	2/4	50.0	2/3	66.7	6/8	75.0	2/2	100.0
2003	Cincinnati	0/0	100.0	5/5	100.0	10/10	100.0	7/8	87.5	0/2	0.0
2004	Cincinnati	0/0	0.0	7/7	100.0	10/12	83.3	7/8	87.5	3/4	75.0
2005	Cincinnati	0/0	0.0	11/11	100.0	10/11	90.9	7/9	77.8	0/1	0.0
2006	Cincinnati	0/0	0.0	9/9	100.0	8/9	88.9	6/8	75.0	2/4	50.0
2007	Cincinnati	1/1	100.0	11/12	91.7	13/13	100.0	6/7	85.7	0/1	0.0
2008	Cincinnati	1/1	100.0	5/5	100.0	6/7	85.7	9/11	81.8	0/0	0.0
2009	Cincinnati	0/0	0.0	10/11	90.9	8/10	80.0	3/3	100.0	2/4	50.0
2010	NYG/N.E.	1/1	100.0	5/5	100.0	5/5	100.0	1/1	100.0	0/0	0.0
2011	Mia./Bal.	0/0	0.0	4/4	100.0	0/0	0.0	2/3	66.7	0/0	0.0
2012	Houston	1/1	100.0	8/8	100.0	11/11	100.0	7/9	77.8	4/9	44.4
2013	New Orleans	0/0	0.0	1/1	100.0	0/0	0.0	1/1	100.0	0/0	0.0
NFL Totals		**5/5**	**100.0**	**82/86**	**95.3**	**83/91**	**91.2**	**64/80**	**80.0**	**13/27**	**48.5**
Saints Totals		**0/0**	**0.0**	**1/1**	**100.0**	**0/0**	**0.0**	**1/1**	**100.0**	**0/0**	**0.0**

ADDITIONAL STATISTICS: Special Teams Tackles — (2001, 3); (2002, 1); (2003, 6); (2004, 4); (2005, 11); (2006, 1); (2008, 2); (2009, 2); (2010, 2) **Total: 32; Kickoff Touchbacks —** (2003, 4); (2004, 2); (2005, 2); (2006, 13); (2007, 8); (2008, 8); (2009, 8); (2010, 3); (2011, 1) (2012, 28) **Total: 77.**

CAREER HIGHS: Field Goals Made — 7, at Baltimore (11/11/07); **Field Goal Attempts —** 7, at Baltimore (11/11/07); **Longest Field Goal —** 53 (2x), last vs. Cleveland (11/29/09); **Longest Field Goal Attempt —** 54, at Buffalo (10/5/03); **PAT Made —** 7, at Cleveland (11/28/04); **PAT Attempted —** 7, at Cleveland (11/28/04); **Points —** 21, at Baltimore (11/11/07); **Consecutive FG Made —** 23, (12/6/09-1/2/11); **Kickoff Touchbacks —** 4 (2x), last at Detroit (11/21/12).

POSTSEASON

SCORING

Year	Team	GP	FG	FGA	Pct	Lg	Blk	XP	XPA	Pct	Blk	Points
2005	Cincinnati	1	1	1	100.0	23	0	2	2	100.0	0	5
2009	Cincinnati	1	0	2	0.0	47	0	2	2	100.0	0	2
2010	New England	1	2	2	100.0	35	0	1	1	100.0	0	7
2012	Houston	2	6	6	100.0	55	0	3	3	100.0	0	21
2013	New Orleans	2	4	6	66.7	46	0	3	3	100.0	0	15
NFL Totals		**7**	**13**	**17**	**76.5**	**55**	**0**	**11**	**11**	**100.0**	**0**	**50**
Saints Totals		**2**	**4**	**6**	**66.7**	**46**	**0**	**3**	**3**	**100.0**	**0**	**15**

FIELD GOALS

Year	Team	1-19	Pct	20-29	Pct	30-39	Pct	40-49	Pct	50+	Pct
2005	Cincinnati	0/0	0.0	1/1	100.0	0/0	0.0	0/0	0.0	0/0	0.0
2009	Cincinnati	0/0	0.0	0/1	0.0	0/1	0.0	0/0	0.0	0/0	0.0
2010	New England	0/0	0.0	0/0	0.0	2/2	100.0	0/0	0.0	0/0	0.0
2012	Houston	0/0	0.0	4/4	100.0	0/0	0.0	1/1	100.0	1/1	100.0
2013	New Orleans	0/0	0.0	0/0	0.0	3/3	100.0	1/3	33.3	0/0	0.0
NFL Totals		**0/0**	**0.0**	**5/6**	**83.3**	**5/6**	**83.3**	**2/4**	**50.0**	**1/1**	**100.0**
Saints Totals		**0/0**	**0.0**	**0/0**	**0.0**	**3/3**	**100.0**	**1/3**	**33.3**	**0/0**	**0.0**

ADDITIONAL STATISTICS: Special Teams Tackles — (2005, 1); (2010, 1); (2012, 2) **Total: 4; Kickoff Touchbacks —** (2012, 1) **Total: 1.**

POSTSEASON CAREER HIGHS: Field Goals Made — 4 (2x), last at Philadelphia (1/4/14); **Field Goal Attempts —** 4 (2x), last at Philadelphia (1/4/14); **Longest Field Goal —** 55, at New England (1/13/13); **Longest Field Goal Attempt —** 55, at New England (1/13/13); **PAT Made —** 2 (4x), last at Philadelphia (1/4/14); **PAT Attempted —** 2 (4x), last at Philadelphia (1/4/14); **Points —** 14, at Philadelphia (1/4/14); **Consecutive Field Goals Made —** 12, (1/16/11-1/11/14); **Kickoff Touchbacks —** 1, at New England (1/13/13); **Special Teams Tackles —** 2, vs. Cincinnati (1/5/13).

Ryan GRIFFIN

4
QB

HEIGHT: 6-5 WEIGHT: 206
COLLEGE: TULANE
JOINED SAINTS: FA-13
NFL EXPERIENCE: 2
BORN: 11/17/89

NFL CAREER – After signing with the Saints following the 2013 NFL Draft, Griffin was elevated to the club's active roster for the final 10 games of the regular season and both postseason contests, serving as the club's third quarterback. The former Tulane standout, who ended his career as the school's leader in attempts, completions and completion percentage will take advantage of the offseason and training camp to continue his progression as an NFL signal-caller.

CAREER TRANSACTIONS – Signed to active roster from practice squad, 10/22/13; Signed to practice squad, 9/1/13; Waived, 8/31/13; Agreed to terms with Saints, 4/28/13.

2013 – After being elevated from the practice squad, served as the club's third quarterback for the final 10 regular season games and both postseason contests… In the preseason, completed 32-of-59 passes for 380 yards with two touchdowns and one interception.

COLLEGE – Four-year starter at Tulane who appeared in 42 games with 39 starts, completing 836-of-1,396 passes for 9,026 yards, 79 touchdowns and 35 interceptions…Set Green Wave career marks in attempts, completions, and completion percentage, finishing second in passing yards, passing yards per game (214.9), attempts per game, completions per game, and 300-yard passing games (10)…As a senior in 2012, started all nine games he played in and was honorable mention All-Conference USA after completing 245-of-394 passes (62.2%) for 2,771 yards with 20 touchdowns and 11 interceptions, ranking second in the conference in passing yards per game (307.9)…In 2011, completed 227-of-408 passes for 2,502 yards with 13 touchdowns…In 2010, completed 223-of-372 passes (59.9%) for 2,371 yards with 14 touchdowns and eight interceptions…In 2009, completed 141-of-222 passes (63.5%) for 1,382 yards with nine touchdowns and six interceptions…Graduated with bachelor's degree in business management in December, 2012.

PERSONAL – Two-year letterman at Chaminade (Westlake Village, Calif.) College Prep, where as a senior, threw for 2,137 yards, 21 touchdown passes and five interceptions, while adding four rushing scores, earning Mission League MVP and first-team All-League honors…Born November 17, 1989 in Santa Monica, Calif.



Ben GRUBBS

66

G

HEIGHT: 6-3 WEIGHT: 310
COLLEGE: AUBURN
JOINED SAINTS: UFA-12 (BAL)
NFL EXPERIENCE: 8
BORN: 3/10/84

NFL CAREER – After joining the Saints as an unrestricted free agent in 2012, Ben Grubbs has continued to man the left guard position with the consistency that he has brought to offensive lines he has played on since being picked by the Baltimore Ravens in the first round of the 2007 NFL Draft (29th overall). In his eight-year NFL career, Grubbs has played in 106 games with 102 starts. The former Auburn standout has been an integral part of some of the NFL's most productive offenses both in Baltimore and now in New Orleans where he has started every game at left guard. Grubbs was selected to his first Pro Bowl as a Saint in 2013 and his second overall in blocking for the NFL's fourth-ranked offense.

CAREER TRANSACTIONS – Signed by New Orleans to a five-year contract (UFA-BAL), 3/15/12; Signed by Baltimore to a five-year contract, 7/26/07; Selected in the first round (29th overall) of the 2007 NFL Draft by the Baltimore Ravens.

HONORS – **2013:** Pro Bowl; **2011:** Pro Bowl; **2009:** ESPN.com (Len Pasquarelli) All-Pro; **2007:** *Pro Football Weekly*/PFWA All-Rookie Team.

2013 – Started all 16 games at left guard and was selected to the Pro Bowl. Member of an offensive line that helped the Saints rank fourth in the NFL in net yards per game (399.4) and second in passing. Also opened both postseason games and paved the way for a rushing attack that gained 185 yards at Philadelphia in the NFC Wild Card round, 1/4/14…Part of an offensive line that helped produce an NFL-record 40 first downs, team-record 625 total net yards and blocked for a 300-yard passer (QB Drew Brees), a 100-yard rusher (RB Mark Ingram) and a 100-yard receiver (WR Marques Colston) for the first time since week two of 2012 in a win over Dallas, Nov. 10. Started at right guard in Pro Bowl for Team Rice. **2012** – Started all 16 games at left guard in his first season with the Saints. A member of the line that helped the Saints rank second in the NFL in net yards per game (410.9), and first in passing and provided excellent protection for Brees, surrendering only 26 sacks, tied for third-lowest in the league. **2011** – Started all 10 regular season games and both postseason contests he appeared in, missing six games due to a toe injury. Earned his first Pro Bowl selection. Helped block for RB Ray Rice, who set a franchise-record with 15 total touchdowns and a career-high 1,364 rushing yards. **2010** – Started all 16 regular season games and both postseason contests at left guard. Selected as a Pro Bowl alternate for the second consecutive year…Helped protect QB Joe Flacco, allow-

ing him to set career-highs in passing yards, touchdowns and passer rating. **2009** – Started all 16 regular season games and two postseason contests at left guard…Selected as a Pro Bowl alternate…Helped the Ravens set a franchise record for touchdowns scored in a season and post the second-highest yardage total in franchise history. **2008** – Started all 16 regular season games and three postseason contests at left guard…Part of an offensive line that allowed the second-fewest sacks in club history…Helped pave the way for the Ravens to rush for 2,376 yards and then-franchise record 20 rushing touchdowns. **2007** – Played in all 16 games with 12 starts at right guard as a rookie…Named Pro Football Weekly/PFWA All-Rookie…One of three Ravens rookies to start on the offensive line that season…Started first career contest at San Francisco, Oct. 7.

COLLEGE – Made 50 appearances, starting final 38 games of his college career at Auburn from 2003-06…Named a first-team All-American and All-SEC selection by *The NFL Draft Report* as a senior…Named a first-team All-American by Rivals.com…Consensus first-team All-SEC preseason pick as a senior…Named a first-team All-SEC selection by *The Sports XChange* and *The NFL Draft Report* as a junior…Selected as an All-American selection by the Sports Page as a sophomore…Penalized only four times in 2,331 career plays…After being initially recruited as a defensive lineman switched over to tight end before making an impact on the line…Graduated with a bachelor's degree in public administration and a minor in business.

PERSONAL – Attended Elmore County (Eclectic, Ala.) HS…Played on the offensive line, and at fullback and linebacker as a four-year letterman and starter…Named one of state's top 10 prospects by *SuperPrep*…Was a Class 4A All-State selection by the *Alabama Sports Writers Association* as an offensive lineman, in addition to All-County and All-Metro honors as an OLB...Also was a four-year letterman on the basketball team…Active in the community both in Baltimore and now in New Orleans. Formed the Ben Grubbs Foundation in 2009 to assist youth in the communities of Baltimore, Eclectic and New Orleans, hosting a charity softball tournament at Zephyr Field in 2013 and 2014…This past winter teamed up with the Boys & Girls Club of Southeast Louisiana to give out 500 turkeys to local families in need for the holiday season…Participated in a ministry visit to the Louisiana State Penitentiary in Angola in the 2014 offseason…Full name: Benjamin Richard Grubbs.

BEN GRUBBS

Games Played/Started: Baltimore — (2007, 16/12); (2008, 16/16); (2009, 16/16); (2010, 16/16); 2011, 10/10) **New Orleans —** (2012, 16/16); (2013, 16/16) **Totals: 106/102; Saints Totals: 32/32**

POSTSEASON
Games Played/Started: Baltimore — (2008, 3/3); (2009, 2/2); (2010, 2/2); (2011, 2/2) **New Orleans —** (2013, 2/2) **Totals: 11/11; Saints Totals: 2/2**

Parys HARALSON

98
OLB

HEIGHT: 6-0 WEIGHT: 255
COLLEGE: TENNESSEE
JOINED SAINTS: TR-13 (SF)
NFL EXPERIENCE: 9
BORN: 1/24/84

NFL CAREER – A student of the game from a young age, Parys Haralson developed a meticulous work ethic at a young age, working in his grandfather's junkyard. He joined New Orleans late in the preseason from the San Francisco 49ers and contributed to their outside linebacker corps, appearing in 16 games with eight starts and recording 35 tackles (16 solo), 3.5 sacks and one pass defensed. A fifth-round draft pick of the 49ers in 2006, Haralson entered the starting lineup in 2007 and has appeared in 102 career games with 76 starts and posted totals of 330 tackles (186 solo), 25 sacks, five passes defensed, three forced fumbles and four fumble recoveries.

CAREER TRANSACTIONS – Agreed to terms with Saints on a one-year contract, 4/1/14; Placed on Injured Reserve by Saints (chest), 1/7/14; Acquired by the New Orleans Saints from San Francisco 49ers, 8/27/13; Placed on Injured Reserve (triceps) by San Francisco, 9/3/12; Signed by San Francisco to a four-year contract extension, 4/16/09; Placed by San Francisco on Injured Reserve (pectoral), 11/7/06; Signed by San Francisco to a four-year contract, 6/19/06; Selected by San Francisco in the fifth round (140th overall) of the 2006 NFL Draft.

2013 – After being acquired by the Saints near the end of the preseason, appeared in all 16 games with eight starts at OLB and finished with 35 tackles (16 solo), 3.5 sacks and one pass defensed. Recorded one solo tackle in NFC Wild Card Playoff at Philadelphia, 1/4/14, before departing contest with a season-ending chest injury. **2012** – Missed the entire season with a triceps injury suffered in the preseason. **2011** – Started all 16 games and finished with 39 tackles (23 solo), two sacks and a career-high three forced fumbles...Started both postseason games and finished with five tackles (three solo) and one pass defense...Registered a forced fumble on each of his two sacks of QB Tavaris Jackson vs. the Seahawks, Sept. 11, for a loss of 24 yards, marking the first two forced fumbles of his career, with both of them resulting in takeaways...Posted his third forced fumble of the season vs. Cleveland, Oct. 30, stripping the ball away from QB Colt McCoy in the fourth quarter as time expired. **2010** – Started all 15 games he appeared in, missing game at Green Bay, Dec. 15, with an ankle injury...Finished with 69 tackles (33 solo), four sacks and a career-high two fumble recoveries... Brought down QB Matt Ryan twice at Atlanta, Oct. 3, marking his first two-sack performance since 9/7/08 vs. Arizona...Recovered first fumble of the year and third of career vs. Philadelphia, Oct. 10...Recorded eight tackles and recovered a fumble that led to a 49ers FG in the second quarter at Carolina, Oct. 24.

2009 – Started all 16 games and finished with a career-high 73 tackles (42 solo), five sacks, two passes defensed, one fumble recovery and six special teams stops...Sacked QB Kurt Warner at Arizona, Sept. 13, for a six-yard loss and later pressured Warner into throwing an interception to CB Nate Clements in the third quarter...Tallied eight tackles and one pass defensed at Minnesota, Sept. 27...Pressured QB Jay Cutler into throwing an interception to S Dashon Goldson vs. Chicago, Nov. 12...Set a career-high with 11 tackles, while registering a sack, at Seattle, Dec. 6. **2008** – Appeared in all 16 games with 10 starts and finished with 57 tackles (35 solo), a career-high and team-best eight sacks, two passes defensed, one fumble recovery and seven special teams stops. Sack total tied for second among NFC linebackers and were the most by a 49er since DE/LB Andre Carter's 12.5 in 2002...Had career-high two sacks vs. Arizona, Sept. 7...Notched five tackles and 1.5 sacks vs. N.Y. Jets, Dec. 7. **2007** – Appeared in all 16 games with 11 starts after LB Manny Lawson was lost for season and posted 52 tackles (32 solo), 2.5 sacks and 11 special teams stops...Made first career start at New York Giants, Oct. 21, and totaled seven tackles...Recorded three tackles and first career sack at Seattle, Nov. 12, when he dropped QB Matt Hasselbeck for a four-yard loss in second quarter. **2006** – Appeared in seven games and posted five solo tackles as a reserve before being placed on Injured Reserve with a torn pectoral muscle…Played in first career game vs. St. Louis, Sept. 17, after missing most of training camp with a foot injury.

COLLEGE – Three-year starter on the defensive line at Tennessee, finishing career ranked fifth in school history with 21 sacks, topped only by Reggie White (32, 1980-83), Leonard Little (28, 1995-97), Jonathan Brown (25, 1994-97) and Todd Kelly (22.5, 1989-92)...Started entire senior season at LDE and earned second-team All-SEC selection by the *AP* after recording 45 tackles, three forced fumbles, two fumble recoveries and 8.5 sacks...Graduated with a bachelor's degree in criminology.

PERSONAL – All-American selection as a senior at Madison Central (Madison, Miss.) HS...Also was a two-time Class 5A All-State selection and a three-time All-Metro choice...Helped Madison Central to a state title his sophomore season with a 15-0 record...Diligent work ethic was installed at the age of 14, when while growing up in Flora, Mississippi, where his uncle had him work with him at Sun Belt Bolts and Screws until he was 18 years old...After that, he labored in his grandfather's junkyard, helping him instill the blue-collar foundation he leans on as a National Football League player...Aspires to start his own foundation to benefit the children in his hometown...Is looking to run a football camp, teaching kids the importance of eating healthy and staying in shape, while instructing proper football techniques...Born Parys Sharron Haralson, September 24, 1984 in Flora, Miss.

PARYS HARYLSON

					TACKLES				INTERCEPTIONS					FUMBLES		
Year	**Team**	**GP**	**GS**	**Tot**	**Solo**	**Asst**	**Sk**	**Yds**	**No**	**Yds**	**Lg**	**TD**	**PD**	**FF**	**FR**	**Yds**
2006	San Francisco	7	0	5	5	0	0.0	0.0	0	0	0	0	0	0	0	0
2007	San Francisco	16	11	52	32	20	2.5	15.0	0	0	0	0	0	0	0	0
2008	San Francisco	16	10	57	35	22	8.0	45.0	0	0	0	0	2	0	1	0
2009	San Francisco	16	16	73	42	31	5.0	35.0	0	0	0	0	2	0	1	0
2010	San Francisco	15	15	69	33	36	4.0	28.0	0	0	0	0	0	0	2	0
2011	San Francisco	16	16	39	23	16	2.0	24.0	0	0	0	0	0	3	0	0
2012	San Francisco							INJURED RESERVE								
2013	New Orleans	16	8	35	16	19	3.5	26.0	0	0	0	0	1	0	0	0
NFL Totals		**102**	**76**	**330**	**186**	**144**	**25.0**	**173.0**	**0**	**0**	**0**	**0**	**5**	**3**	**4**	**0**
Saints Totals		**16**	**8**	**35**	**16**	**19**	**3.5**	**26.0**	**0**	**0**	**0**	**0**	**1**	**0**	**0**	**0**

ADDITIONAL STATISTICS: Special Teams Tackles — (2007, 11); (2008, 7); (2009, 6); **Total: 24.**

CAREER HIGHS: Tackles — 11, at Seattle (12/6/09); **Sacks —** 2 (3x), last vs. Seattle (9/11/11); **Interceptions —** 0; **Int. Ret for TD —** 0; **Passes Defensed —** 1 (5x), last vs. Buffalo (10/27/13); **Forced Fumbles —** 2, vs. Seattle (9/11/11); **Fumble Recoveries —** 1 (4x), last at Carolina (10/24/10).

POSTSEASON

					TACKLES				INTERCEPTIONS					FUMBLES		
Year	**Team**	**GP**	**GS**	**Tot**	**Solo**	**Asst**	**Sk**	**Yds**	**No**	**Yds**	**Lg**	**TD**	**PD**	**FF**	**FR**	**Yds**
2011	San Francisco	2	2	5	3	2	0.0	0.0	0	0	0	0	1	0	0	0
2012	San Francisco							INJURED RESERVE								
2013	New Orleans	1	0	1	1	0	0.0	0.0	0	0	0	0	0	0	0	0
NFL Totals		**3**	**2**	**6**	**4**	**2**	**0.0**	**0.0**	**0**	**0**	**0**	**0**	**1**	**0**	**0**	**0**
Saints Totals		**1**	**0**	**1**	**1**	**0**	**0.0**	**0.0**	**0**	**0**	**0**	**0**	**0**	**0**	**0**	**0**

POSTSEASON CAREER HIGHS: Tackles — 4, vs. New York Giants (1/22/12); **Sacks —** 0; **Interceptions —** 0; **Int. Ret for TD —** 0; **Passes Defensed —** 1, vs. New Orleans (1/14/12); **Forced Fumbles —** 0; **Fumble Recoveries —** 0.



Bryce HARRIS

79

T

HEIGHT: **6-6** WEIGHT: **300**
COLLEGE: **FRESNO STATE**
JOINED SAINTS: **FA-12**
NFL EXPERIENCE: **3**
BORN: **1/16/89**

NFL CAREER – This talented, third-year pro has served as a solid backup tackle with two career starts after being signed off of the practice squad of the Atlanta Falcons following week one of the 2012 regular season. The three-year starter at Fresno State fully recovered from a season-ending ankle injury suffered in his rookie season to appear in all 16 games with one start at right tackle in 2013, also serving as an extra blocker in multiple tight end packages.

CAREER TRANSACTIONS – Placed on Injured Reserve (ankle) by the New Orleans Saints, 11/27/12; Signed by the Saints from the Atlanta Falcons practice squad, 9/10/12; Signed by Atlanta to practice squad, 9/1/12; Waived by Atlanta, 8/31/12; Originally signed by Atlanta as an undrafted free agent, 4/30/12.

2013 – Appeared in all 16 regular season games with one start at right tackle, also serving as an extra blocker in multiple tight end packages. Also played in both postseason games…Started at right tackle at New England, Oct. 13 for an injured Zach Strief, helping spur a Saints rushing attack that gained 131 yards on the ground. **2012** – After being signed to the Saints active roster following week one from the Falcons practice squad, Harris would appear in two contests with one start…After being inactive for seven games and a DNP for one, Harris was pressed into his first NFL action at right tackle for an injured Charles Brown at Oakland, Nov. 18, as part of an effort where the Saints gained 151 yards on the ground…Started at right tackle the following week vs. San Francisco, Nov. 25, before suffering a season-ending ankle injury in the contest that forced him to be placed on Injured Reserve.

COLLEGE – Started in 39 consecutive games at Fresno State after converting to the offensive line from defensive tackle during his redshirt freshman year...Selected to the All-WAC first-team by league coaches as a senior and finished second-team as a junior...Opened holes for current San Diego Chargers running back Ryan Mathews as a redshirt sophomore as Fresno ranked in the top 20 nationally in total offense and scoring…Majored in computer engineering.

PERSONAL – Prepped at Tulare Union (Tulare, Calif.) HS, where he was a team captain and a member of the East Yosemite League champions...Visited pediatric and cancer infusion patients at Ochsner Medical Center with teammates…Also helped host a pep rally and pizza party at St. Cletus School in Gretna in support of the NFL's and club's Play 60 program, sponsored by Rotolo's Pizzeria and the Louisiana Dairy Farmers Association…Along with teammates, donated the funding and helped distribute 1,000 Thanksgiving meals to local families in need at Dryades YMCA…Participated in games of football, basketball and dodgeball with students at Edgar P. Harney Spirit of Excellence Academy as part of a Playworks school visit…Born January 16, 1989.

BRYCE HARRIS

Games Played/Started: New Orleans — (2012, 2/1); (2013, 16/1) **Totals: 18/2**

POSTSEASON
Games Played/Started: New Orleans — (2013, 2/0) **Totals: 2/0**

David HAWTHORNE

57
ILB

HEIGHT: 6-0 WEIGHT: 246
COLLEGE: TEXAS CHRISTIAN
JOINED SAINTS: UFA-12 (SEA)
NFL EXPERIENCE: 7
BORN: 5/14/85

NFL CAREER – After being hampered by an injured hamstring in his first season in New Orleans, a healthy and sure-tackling David Hawthorne moved to the inside and played an important role in a reconfigured and significantly improved Saints defense. The former Texas Christian standout came to New Orleans in the 2012 offseason from Seattle, where he was originally signed as an undrafted free agent in 2008. In his second season with the Saints, he appeared in all 16 games with 15 starts and finished second on the club with a career-high 128 tackles (68 solo), three sacks, one pass defensed, one forced fumble and three special teams stops. Overall in his six-year NFL career, Hawthorne has played in 88 games with 66 starts and has totaled 507 tackles (328 solo), nine sacks, seven interceptions, one returned for a touchdown, 16 passes defensed, five forced fumbles, three fumble recoveries and 18 special teams tackles.

CAREER TRANSACTIONS – Agreed to terms on a five-year contract with New Orleans (UFA-SEA), 4/3/12; Signed to a one-year contract extension by Seattle, 12/1/10; Re-signed by Seattle to a one-year contract (ERFA), 5/15/10; Signed by the Seattle Seahawks as an undrafted rookie free agent, 4/27/08.

HONORS – **2011:** NFC Defensive Player of the Week (Week 13).

2013 – Claimed a more significant role alongside Curtis Lofton on the interior of the Saints defense, finishing second on the team to him with a career-high 128 tackles (68 solo), three sacks, one forced fumble, one pass defensed and three special teams stops. Helped the Saints finish one of the league's top defenses in 2013, as they ranked fourth in both opponent net yards per game (305.7) and scoring defense (19.0). Recorded double-digit tackles in four regular season games and one playoff contest. Started both postseason contests and made 17 tackles (10 solo), one pass defensed and one special teams stop…Notched eight tackles (three solo), including one for a loss to open the season with a strong performance vs. Atlanta, Sept. 8…Posted six tackles (four solo), sharing a stop for a loss with Lofton at Tampa Bay, Sept. 15…Logged eight tackles (two solo) vs. Miami, Sept. 30…Recorded seven tackles (four solo) with one sack at Chicago, Oct. 6…Recorded sacks in back to back games for the first time as a Saint, dropping Bills signal-caller Thad Lewis vs. Buffalo, Oct. 27 and stopping Jets quarterback Geno Smith at N.Y. Jets, Nov. 3…In a four-game span between Nov. 21-Dec. 15, recorded 42 tackles (17 solo)…In NFC Divisional Playoff at Seattle, 1/11/14, tied for team lead with a postseason career-high 12 tackles (six solo) and one pass defensed.

2012 – Played in 11 games with 10 starts at both the weakside and strongside

linebacker positions for Saints, recording 43 tackles (20 solo) despite missing five contests due to a hamstring injury (weeks 4-9)…Registered season-high seven tackles (three solo) in season opener vs. Washington, Sept. 9…Returned from injury to start first game of season at strongside linebacker and tallied five stops (two solo) vs. Atlanta, Nov. 11…Contributed six tackles (three solo) at Oakland, Nov. 18…Earned six tackles (one solo) vs. San Francisco, Nov. 25…Recorded five stops (season-high four solo) at N.Y. Giants, Dec. 9. **2011** – Played in 15 games with 14 starts at middle linebacker in his final season in Seattle. Led the Seahawks with 115 tackles (73 solo), two sacks, three interceptions, one returned for a touchdown, six passes defensed and one fumble recovery. Became fifth Seahawk to total at least 100 tackles in three straight seasons…Inactive at San Francisco, Sept. 11, (knee)…Registered nine tackles (six solo) vs. Arizona, Sept. 25…Led the Seahawks defense with 10 tackles (three solo) vs. Atlanta, Oct. 2…Tallied 11 tackles, a sack, one interception and one pass defensed at Cleveland, Oct. 23…Totaled eight tackles (six solo) at Dallas, Nov. 6…Made seven tackles (five solo) and returned an interception 34 yards to Baltimore's eight-yard line vs. Baltimore, Nov. 13…Registered four tackles (three solo) and recovered a fumble at St. Louis, Nov. 20…Tied for the team-lead with six tackles (three solo) and returned an interception 77 yards for first-career touchdown vs. Philadelphia, Dec. 1, as he was named NFC Defensive Player of the Week…Led the defense with 10 tackles (five solo) vs. St. Louis, Dec. 12…Posted seven tackles (six solo) at Chicago, Dec. 18…Recorded seven tackles (three solo) and a pass defensed vs. San Francisco, Dec. 24…Had a season-high 13 tackles (nine solo) and one sack in the season finale at Arizona, 1/1/12. **2010** – Started all 16 contests and both postseason games. Finished with team-best 105 tackles (74 solo), one interception, four passes defensed, two forced fumbles, one fumble recovery and two special teams stops. Had 18 tackles (14 solo), one pass defensed and one fumble recovery in playoffs, leading Seattle to NFC Divisional round…Made nine tackles (six solo) and forced FB Mike Tolbert to fumble vs. San Diego, Sept. 26…Posted five tackles (four solo) vs. Arizona, Oct. 24…Recorded four tackles (two solo) and one special teams stop at Oakland, Oct. 31…Registered 12 tackles (nine solo) and one fumble recovery vs. N.Y. Giants, Nov. 7…Posted 12 tackles (10 solo), an interception of Drew Brees and one pass defensed at New Orleans, Nov. 21…Registered 12 tackles (seven solo) vs. Kansas City, Nov. 28…Totaled a season-high 14 tackles (11 solo) vs. Carolina, Dec. 5…Had six tackles (five solo) and forced a fumble vs. Atlanta, Dec. 19…Tallied eight tackles (five solo) and one special teams stop at Tampa Bay, Dec. 26…Recorded nine tackles (six solo), a recovery of a fumble by Julius Jones and one pass defensed in NFC Wild Card Playoff vs. New Orleans, 1/8/11…Posted nine tackles (eight solo) in NFC Divisional Playoff at Chicago, 1/16/11. **2009** – Started 11 of the 16 games he played in. Finished with 116 tackles (93 solo), four sacks, three interceptions, five passes defensed, two forced fumbles and a fumble recovery…Took over starting duties in the middle in week six for injured Lofa Tatupu…Made first career start and had career-high 16 tackles (15 solo) with an interception and a pass defensed vs. Chicago, Sept. 27. Tackle total tied for third-highest in club history…Made five solo tackles, a sack and a forced fumble vs. Arizona, Oct. 18…Posted career-high two sacks in addition to eight tackles (five solo) and one forced fumble at Dallas, Nov. 1…Recorded 11 tackles (10 solo) at Arizona, Nov. 15…Registered 15 tackles (11

solo) at Minnesota, Nov. 22…Tallied seven tackles and a third down sack of Kyle Boller to force a punt at St. Louis, Nov. 29…Posted 10 tackles (six solo) and one fumble recovery at Houston, Dec. 13…Totaled 10 tackles (six solo) vs. Tampa Bay, Dec. 2. **2008** – Appeared in 14 contests as rookie on special teams…Totaled 12 special teams tackles…Posted two special teams stops at N.Y. Giants, Oct. 5…Tallied two special teams tackles at Arizona, Dec. 28.

COLLEGE – Started 38 games, including all but three contests over his last three seasons and posted 186 career tackles…Played as a graduate student in 2007 and finished second on team, with 84 tackles, along with five sacks…Had a total of 43 tackles in 2006…Received a bachelor's degree in communications and a master's degree in liberal arts.

PERSONAL – Attended Corsicana (Texas) HS, where as a senior, he recorded 142 tackles, two forced fumbles, two fumble recoveries, two interceptions and scored three defensive touchdowns…Three-year football letterman and two-year basketball letterman…Earned school's Head Hunter award on the gridiron and named Mr. Defense in basketball…Born May 14, 1985 in Corsicana, Texas.

DAVID HAWTHORNE

				TACKLES				INTERCEPTIONS					FUMBLES		
Year	**Team**	**GP**	**GS**	**Tot**	**Solo**	**Asst**	**Sk**	**Yds**	**No**	**Yds**	**Lg**	**TD**	**PD**	**FF**	**FR**	**Yds**
2008	Seattle	14	0	0	0	0	0.0	0.0	0	0	0	0	0	0	0	0
2009	Seattle	16	11	116	93	23	4.0	22.0	3	9	5	0	5	2	1	36
2010	Seattle	16	16	105	74	31	0.0	0.0	1	5	5	0	4	2	1	0
2011	Seattle	15	14	115	73	42	2.0	8.0	3	111	77t	1	6	0	1	9
2012	New Orleans	11	10	43	20	23	0.0	0.0	0	0	0	0	0	0	0	0
2013	New Orleans	16	15	128	68	60	3.0	13.0	0	0	0	0	1	1	0	0
NFL Totals		**88**	**66**	**507**	**328**	**179**	**9.0**	**43.0**	**7**	**125**	**77t**	**1**	**16**	**5**	**3**	**45**
Saints Totals		**27**	**25**	**171**	**88**	**83**	**3.0**	**13.0**	**0**	**0**	**0**	**0**	**1**	**1**	**0**	**0**

ADDITIONAL STATISTICS: Special Teams Tackles — (2008, 12); (2009, 1); (2010, 2); (2013, 3) **Total: 18**

CAREER HIGHS: Tackles — 16, vs.Chicago (9/27/09); **Sacks —** 2, at Dallas (11/1/09); **Interceptions —** 2, vs. Detroit (11/8/09); **Passes Defensed —** 3, vs. Detroit (11/8/09); **Forced Fumbles —** 1 (5x), last vs. Buffalo (10/27/13); **Fumble Recoveries —** 1 (3x), last at St. Louis (11/20/11).

POSTSEASON

				TACKLES				INTERCEPTIONS					FUMBLES		
Year	**Team**	**GP**	**GS**	**Tot**	**Solo**	**Asst**	**Sk**	**Yds**	**No**	**Yds**	**Lg**	**TD**	**PD**	**FF**	**FR**	**Yds**
2010	Seattle	2	2	18	14	4	0.0	0.0	0	0	0	0	1	0	1	0
2013	New Orleans	2	2	17	10	7	0.0	0.0	0	0	0	0	1	0	0	0
NFL Totals		**4**	**4**	**35**	**24**	**11**	**0.0**	**0.0**	**0**	**0**	**0**	**0**	**2**	**0**	**1**	**0**
Saints Totals		**2**	**2**	**17**	**10**	**7**	**0.0**	**0.0**	**0**	**0**	**0**	**0**	**1**	**0**	**0**	**0**

ADDITIONAL POSTSEASON STATISTICS: Special Teams Tackles — (2013, 1) **Total: 1**

POSTSEASON CAREER HIGHS: Tackles — 12, at Seattle (1/11/14); **Sacks —** 0; **Interceptions —** 0; **Passes Defensed —** 1 (2x), last at Seattle (1/11/14); **Fumble Recoveries —** 1, vs. New Orleans (1/8/11); **Special Teams Tackles —** 1, at Philadelphia (1/4/14).

Akiem HICKS

76
DE

HEIGHT: 6-5 WEIGHT: 324
COLLEGE: REGINA
JOINED SAINTS: D3-12
NFL EXPERIENCE: 3
BORN: 11/16/89

NFL CAREER – Possessing the size and strength to be able to handle double teams along the defensive line, the club's third round draft choice in 2012 followed up on an impressive rookie season in 2013. Hicks, who possesses the ability to play on both the outside and the interior, opened all 16 games at left defensive end opposite Cameron Jordan and led the Saints defensive line in tackles with 72 stops (35 solo) while adding 4.5 sacks.

CAREER TRANSACTIONS – Agreed to terms on a four-year contract, 6/28/12; Selected by the Saints in the third round (89th overall) of the 2012 NFL Draft.

2013 – Started all 16 regular season games and both postseason contests at left defensive end opposite Cameron Jordan. In the regular season led the defensive line with 72 tackles (35 solo), while ranking third on the team with 4.5 sacks, dragging down QBs Matt Ryan, Colin Kaepernick and Cam Newton. In the postseason, added seven tackles (four solo) and split a sack of Eagles Nick Foles with Jordan…In season-opening win vs. Atlanta, Sept. 8, made his debut at left defensive end and posted six tackles and one sack of Ryan for a loss of eight yards…Tied a career-high with eight stops vs. Buffalo, Oct. 27…Tallied seven tackles (four solo) and one sack of Kaepernick vs. San Francisco, Nov. 17…Tied his career-high with eight stops and had 1.5 takedowns of Ryan at Atlanta, Nov. 21…Dropped Newton for a seven-yard loss as he tied for the team lead with five stops (two solo) at Carolina, Dec. 22…Registered three tackles (two solo), while splitting a sack with Jordan in postseason debut in NFC Wild Card Playoff at Philadelphia, 1/4/14…Totaled four stops in NFC Divisional Playoff at Seattle, 1/11/14.
2012 – Played in 14 games at defensive tackle…Recorded 32 tackles, one pass defensed and one forced fumble…Recorded a season-high eight tackles (five solo) vs. Kansas City, Sept. 23…In most extensive action of season, recorded six tackles (four solo) and one forced fumble at Denver, Oct. 28.

COLLEGE – Started all 16 games from 2010-11 at Regina (Sask.) and totaled 76 tackles (43 solo), eight sacks, four forced fumbles and 13 tackles for a loss…Recorded 42 tackles (29 solo), eight tackles for a loss, 6.5 sacks, two forced fumbles and three passes defensed as he earned All-Canada West Universities Athletic Association and All-Canadian InterUniversity Sport honors as a senior…Earned All-Canada West All-Star as a junior, starting all eight games and totaling 34 tackles (14 solo) with 1.5 sacks, five tackles for a loss, two forced fumbles and one pass defense…Attended Louisiana State University in 2009 but did not play. At

Sacramento City College from 2007-08, where he was an All-American as a sophomore, posted career total in 17 games of 65 tackles (32 solo)…Majored in business marketing.

PERSONAL – Attended Del Campo (Fair Oaks, Calif.) HS where he played on both the offensive and defensive lines…Earned All-Sac Joaquin section and All-Capital Football League honors as a senior and junior…As a senior, registered 52 tackles with two sacks, one forced fumble and one fumble recovery…As a junior, recorded 48 tackles with four quarterback takedowns…Since coming to New Orleans, Hicks has been one of the club's most active players in community outreach…Participated in Rebuilding Together's "Kickoff to Rebuild" event prior to Super Bowl XLVII in Algiers, where he assisted in painting the front of several renovated and rehabilitated houses for local residents and served as a celebrity judge for a barbeque competition…Visited children patients in the pediatric unit at Ochsner Medical Center and adults receiving chemotherapy at the facility's Tom and Gayle Benson Cancer Center over the Christmas season…Has also been an active participant in Saints events supporting the NFL's "Play 60" initiatives…Has stressed the importance of reading to local youth through the Rotolo's Pizzeria literacy program, when he joined Jordan for a session at St. Edward the Confessor School in Metairie in the 2013 offseason. The two defensive ends also delivered classroom supplies and toys to a pre-kindergarten class at AP Tureaud Elementary School as part of Chevron's Fuel Your School Program…Part of a group of players that donated the funding for and distributed more than 1,000 Thanksgiving meals to families in need at the Dryades YMCA…In April 2014, Hicks and Jordan visited students at the newly renovated New Orleans NFL YET center to take part in a Verizon Community Face Lift…Born Akiem Jamar Hicks on Nov. 16, 1989.

AKIEM HICKS

					TACKLES				INTERCEPTIONS					FUMBLES		
Year	**Team**	**GP**	**GS**	**Tot**	**Solo**	**Asst**	**Sk**	**Yds**	**No**	**Yds**	**Lg**	**TD**	**PD**	**FF**	**FR**	**Yds**
2012	New Orleans	14	0	32	20	12	0.0	0.0	0	0	0	0	1	1	0	0
2013	New Orleans	16	16	72	35	37	4.5	27.5	0	0	0	0	0	0	0	0
NFL Totals		**30**	**16**	**104**	**55**	**49**	**4.5**	**27.5**	**0**	**0**	**0**	**0**	**1**	**1**	**0**	**0**

CAREER HIGHS: Tackles — 8 (3x), last at Atlanta (11/21/13); **Sacks —** 1.5, vs. Atlanta (11/21/13); **Interceptions —** 0; **Passes Defensed —** 1, at Atlanta (11/29/12); **Forced Fumbles —** 1, at Denver (10/28/12); **Fumble Recoveries —** 0.

POSTSEASON

					TACKLES				INTERCEPTIONS					FUMBLES		
Year	**Team**	**GP**	**GS**	**Tot**	**Solo**	**Asst**	**Sk**	**Yds**	**No**	**Yds**	**Lg**	**TD**	**PD**	**FF**	**FR**	**Yds**
2013	New Orleans	2	2	7	4	3	0.5	4.0	0	0	0	0	0	0	0	0
NFL Totals		**2**	**2**	**7**	**4**	**3**	**0.5**	**4.0**	**0**	**0**	**0**	**0**	**0**	**0**	**0**	**0**

POSTSEASON CAREER HIGHS: Tackles — 4, at Seattle (1/11/14); **Sacks —** 0.5, at Philadelphia (1/4/14); **Interceptions —** 0; **Forced Fumbles —** 0; **Fumble Recoveries —** 0.

Josh HILL

89
TE

HEIGHT: 6-5 WEIGHT: 229
COLLEGE: IDAHO STATE
JOINED SAINTS: FA-13
NFL EXPERIENCE: 2
BORN: 5/21/90

NFL CAREER – For Josh Hill, an undrafted free agent who made the 53-man roster out of training camp, his rookie season was an opportunity to contribute on both offense and special teams while training and learning alongside veterans Jimmy Graham and Benjamin Watson. He played in 14 games with three starts as a rookie and showed flashes of what's to come with six receptions for 44 yards with one touchdown, while adding three special teams stops. With the opportunity of a full offseason in the club's strength and conditioning program and further integrating himself into the offensive system in 2014, the door of opportunity is wide open to compete for more playing time. Hill came to New Orleans from Idaho State where he caught 70 passes for 630 yards and five touchdowns as a senior.

CAREER TRANSACTIONS – Agreed to terms with Saints as an undrafted free agent, 4/28/13.

2013 – Appeared in 14 regular season games with three starts and posted six receptions for 44 yards with one touchdown. Also had a rush for -8 yards and three special teams tackles…In two postseason games, had two receptions for 32 yards…Made first career catch and finished with two receptions for 17 yards vs. Buffalo, Oct. 27…Started in two-TE set and posted first career TD reception vs. San Francisco, Nov. 17…Tied his career-high with two receptions for 16 yards at Atlanta, Nov. 21…Inactive for games 14 and 15 (hamstring)…In NFC Wild Card Playoff win at Philadelphia, 1/4/14, made his postseason debut and had a nine-yard reception…Recorded a 23-yard reception in NFC Divisional Playoff at Seattle, 1/11/14.

COLLEGE – Finished with 152 receptions for 1,338 yards and nine touchdowns at Idaho State after transferring from Boise State, where he redshirted in 2008...Earned third-team *Associated Press* All-American and second-team All-Big Sky as a senior as he caught 70 passes for 630 yards and five touchdowns...As a junior, played in 11 games with 10 starts and finished second on team in receiving, collecting 48 passes for 407 yards, earning All-Big Sky honorable mention...Played in all 11 games as a sophomore and totaled 25 grabs for 233 yards with three touchdowns…Graduated with a bachelor's degree in sports management.

PERSONAL – Prepped at Blackfoot (Idaho) HS, where he was named first team All-State and All-Conference…Also earned first team All-High Country Conference in both baseball and basketball…Born Joshua James Hill, on May 21, 1990 in Blackfoot, Idaho.

JOSH HILL

RECEIVING

Year	Team	GP	GS	No	Yds	Avg	Lg	TD
2013	New Orleans	14	3	6	44	7.3	9	1
NFL Totals		**14**	**3**	**6**	**44**	**7.3**	**9**	**1**

ADDITIONAL STATISTICS: Rushing — 1 att., -8 yds., -8 long in 2013; **Special Teams Tackles —** (2013, 3) **Total: 3**.

CAREER HIGHS: Receptions — 2 (2x), last at Atlanta (11/21/13); **Receiving Yards —** 17, vs. Buffalo (10/27/13); **Long Reception —** 9 (2x), last at Atlanta (11/21/13); **Receiving TDs —** 1, vs. San Francisco (11/17/13).

POSTSEASON

RECEIVING

Year	Team	GP	GS	No	Yds	Avg	Lg	TD
2013	New Orleans	2	0	2	32	16.0	23	0
NFL Totals		**2**	**0**	**2**	**32**	**16.0**	**23**	**0**

POSTSEASON CAREER HIGHS: Receptions — 1 (2x), last at Seattle (1/11/14); **Receiving Yards —** 23, at Seattle (1/11/14); **Long Reception —** 23, at Seattle (1/11/14); **Receiving TDs —** 0.



Ramon HUMBER

53

ILB

HEIGHT: **5-11** WEIGHT: **232**
COLLEGE: **NORTH DAKOTA STATE**
JOINED SAINTS: **FA-11**
NFL EXPERIENCE: **6**
BORN: **8/10/87**

NFL CAREER – After starting his career with the Indianapolis Colts as an undrafted free agent in 2009 and facing the Saints in Super Bowl XLIV, Humber came to New Orleans towards the end of the 2010 season and for the past four seasons has been a special teams standout, while contributing on defense. The North Dakota State product has appeared in 63 career games with eight starts, tallying 71 tackles (42 solo), 1.5 sacks, a forced fumble and 53 special teams stops. Humber comes off a season where he saw extensive action on both defense and special teams, tying a career-high with 24 stops, (17 solo), a half-sack and one pass defense, while adding nine coverage stops.

CAREER TRANSACTIONS – Agreed to terms on a one-year contract, 3/14/14; Agreed to terms on a one-year contract, 3/18/13; Re-signed, 8/6/12; Re-signed, 9/28/11; Waived, 9/5/11; Signed by Saints, 12/1/10; Waived from Injured Reserve by the Indianapolis Colts, 11/19/10; Placed on Injured Reserve by Indianapolis, 9/27/10; Waived/injured by Indianapolis, 9/25/10; Signed by Indianapolis as an undrafted free agent, 4/30/09.

2013 – Appeared in all 16 regular season games with three starts and tied career-high with 24 tackles (17 solo), a half-sack, one pass defensed and nine special teams

stops. Appeared in both postseason games with one start and made seven stops (five solo) and one special teams tackle…Saw action on both defense and special teams in opener vs. Atlanta, Sept. 8, recording a pass defense and coverage stop…Played on defense and special teams at Chicago, Oct. 6, making two stops and two special teams tackles…Posted two stops and also played on special teams vs. Buffalo, Oc. 27…Started at ILB and recorded five tackles (four solo) vs. San Francisco, Nov. 17…Recorded two solo tackles on defense and two special teams stops (one solo) at Seattle, Dec. 2…Posted one special teams stop and recovered an onside kick at St. Louis, Dec. 15…Recovered an onside kick for the second consecutive week at Carolina, Dec. 22…Added a defensive tackle and saw action on special teams vs. Tampa Bay, Dec. 29…Opened at OLB, his first career postseason start, in NFC Divisional Playoff at Seattle, 1/11/14, and also saw action on special teams, recording a postseason career-high seven tackles (five solo). **2012** – After re-signing with the Saints in training camp, appeared in 13 games, primarily on special teams, and finished tied for second on club with 14 coverage stops, his most in a Black and Gold uniform…Led special teams units with a career-high four stops vs. San Diego, Oct. 7…Registered two special teams stops at Tampa Bay, Oct. 21…Made two special teams tackles at Denver, Oct. 28…Made one special teams tackle at Dallas, Dec. 23. **2011** – After being waived at the preseason's conclusion, returned to the Saints in late September and appeared in 13 games with three starts and recorded 24 tackles (14 solo), a sack, one pass defensed and eight special teams stops…Appeared in both postseason contests and registered a special teams tackle in NFC Wild Card Playoff vs. Detroit, 1/7/14…Started vs. N.Y. Giants, Nov. 28 and contributed four tackles (three solo) and a special teams stop…Finished with four tackles (three solo) and his first career pass defense and sack, tying a career-high with three special teams stops vs. Detroit, Dec. 4…Started vs. Atlanta, Dec. 26, and had a season-high six tackles (three solo)…Made a team-high seven tackles (three solo) vs. Carolina, 1/1/12. **2010** – Played in first two games of season with Indianapolis, making one defensive tackle and two special teams stops before a hand injury put him on injured reserve. After being waived, signed with the Saints and appeared in three regular season games, making three special teams tackles…Made two stops on coverage in one playoff game. **2009** – Played in 16 games as rookie for Colts, starting the last two games at WLB, and posted 22 tackles (one solo) and one forced fumble while adding a team-high 17 special teams stops...Recorded three tackles and two special teams stops at St. Louis, Oct. 25...Forced a fumble on defense and registered a season-high three special teams tackles vs. San Francisco, Nov. 1...Made first career start vs. N.Y. Jets, Dec. 27, and contributed career-best 10 tackles...Finished with eight defensive tackles and two special teams stops at Buffalo, Jan. 3...Had a special teams tackle vs. Baltimore in AFC Divisional playoff, 1/16/10...Posted two special teams tackles in win over Jets in AFC Championship, 1/24/10...Saw action on special teams against New Orleans in Super Bowl XLIV.

COLLEGE – Four-year letterman at North Dakota State, starting 32 of the 43 games he played in and finished with 249 tackles...Led Bison with 93 tackles (57 solo) as a senior in 2008...Second on the team with 72 tackles as a junior, earning All-Great West Conference first-team honors...Tied for team-lead with 67 tackles in first year as starter as a sophomore...Made 17 tackles as freshman…Majored in physical education.

PERSONAL – Attended Champlin Park (Minn.) HS, where he was a first-team All-State LB as a senior...Born August 10, 1987 in Brooklyn Park, Minn.

RAMON HUMBER

					TACKLES				INTERCEPTIONS					FUMBLES		
Year	**Team**	**GP**	**GS**	**Tot**	**Solo**	**Asst**	**Sk**	**Yds**	**No**	**Yds**	**Lg**	**TD**	**PD**	**FF**	**FR**	**Yds**
2009	Indianapolis	16	2	22	10	12	0.0	0.0	0	0	0	0	0	1	0	0
2010	Indianapolis	2	0	1	1	0	0.0	0.0	0	0	0	0	0	0	0	0
	New Orleans	3	0	0	0	0	0.0	0.0	0	0	0	0	0	0	0	0
2011	New Orleans	13	3	24	14	10	1.0	7.0	0	0	0	0	1	0	0	0
2012	New Orleans	13	0	0	0	0	0.0	0.0	0	0	0	0	0	0	0	0
2013	New Orleans	16	3	24	17	7	0.5	3.5	0	0	0	0	1	0	0	0
NFL Totals		**63**	**8**	**71**	**42**	**29**	**1.5**	**10.5**	**0**	**0**	**0**	**0**	**2**	**1**	**0**	**0**
Saints Totals		**45**	**6**	**48**	**31**	**17**	**1.5**	**10.5**	**0**	**0**	**0**	**0**	**2**	**0**	**0**	**0**

ADDITIONAL STATISTICS: Special Teams Tackles — (2009, 17); (2010, 5); (2011, 8); (2012, 14); (2013, 9) **Total: 53**

CAREER HIGHS: Tackles — 10, vs. N.Y. Jets (12/27/09); **Sacks —** 1, vs. Detroit (12/4/11); **Interceptions —** 0; **Passes Defensed —** 1 (2x), last vs. Atlanta (9/8/13); **Forced Fumbles —** 1, vs. San Francisco (11/1/09); **Fumble Recoveries —** 0; **Special Teams Tackles —** 4, vs. San Diego (10/7/12).

POSTSEASON

					TACKLES				INTERCEPTIONS					FUMBLES		
Year	**Team**	**GP**	**GS**	**Tot**	**Solo**	**Asst**	**Sk**	**Yds**	**No**	**Yds**	**Lg**	**TD**	**PD**	**FF**	**FR**	**Yds**
2009	Indianapolis	3	0	0	0	0	0.0	0.0	0	0	0	0	0	0	0	0
2010	New Orleans	1	0	0	0	0	0.0	0.0	0	0	0	0	0	0	0	0
2011	New Orleans	2	0	0	0	0	0.0	0.0	0	0	0	0	0	0	0	0
2013	New Orleans	2	1	7	5	2	0.0	0.0	0	0	0	0	0	0	0	0
NFL Totals		**8**	**1**	**7**	**5**	**2**	**0.0**	**0.0**	**0**	**0**	**0**	**0**	**0**	**0**	**0**	**0**
Saints Totals		**5**	**1**	**7**	**5**	**2**	**0.0**	**0.0**	**0**	**0**	**0**	**0**	**0**	**0**	**0**	**0**

ADDITIONAL POSTSEASON STATISTICS: Special Teams Tackles — (2009, 3); (2010, 2); (2011, 1); (2013, 1) **Total: 7**

POSTSEASON CAREER HIGHS: Tackles — 7, at Seattle (1/11/14); **Sacks —** 0; **Interceptions —** 0; **Passes Defensed —** 0; **Forced Fumbles —** 0; **Fumble Recoveries —** 0; **Special Teams Tackles —** 2 (2x), last at Seattle (1/8/11).



Mark INGRAM

22

RB

HEIGHT: **5-9** WEIGHT: **215**
COLLEGE: **ALABAMA**
JOINED SAINTS: **D1B-11**
NFL EXPERIENCE: **4**
BORN: **12/21/89**

NFL CAREER – Since joining the Saints via the first round of the 2011 NFL Draft (28th overall), Ingram is fully recovered from a toe injury that nagged him at the start of the 2013 season and has his sights set on big goals in 2014. The 2009 Heisman Trophy winner had a third season that featured its ups and downs. However most of the downs happened over the first nine weeks of the regular season when he battled a toe injury and, once he recovered from that, his production significantly increased as he finished with 78 carries for 386 yards (4.9 avg.) with one touchdown and seven receptions for 68 yards in 11 games with three starts.

Ingram's production continued to increase in the postseason, where he was the club's leading rusher, carrying 28 times for 146 yards with one touchdown and a two-point conversion while recording three grabs for 17 yards

CAREER TRANSACTIONS – Placed on Injured Reserve, 1/3/12; Signed, 7/30/11; Chosen by New Orleans in the first round (28th overall) of the 2011 NFL Draft.

HONORS – **2013:** FedEx Ground Player of the Week (Week 10); **2012:** Ed Block Courage Award (Saints recipient).

2013 – Played in 11 games with three starts and carried 78 time for 386 yards (4.9 avg.) with one touchdown and seven receptions for 68 yards. Appeared in both playoff games with one start and led team in rushing with 28 carries for 146 yards and one TD. Inactive weeks 3-8 (toe)…Enjoyed a breakout performance vs. Dallas, Nov. 10, carrying 14 times for a career-high 145 yards (10.4 avg.) with one touchdown and added two receptions for 15 yards for 160 total yards from scrimmage…Had two grabs for a career-high 39 yards with a career-long 23-yard reception at St. Louis, Dec. 15…Carried 13 times for 83 yards (6.4 avg.) with a seven-yard grab at Carolina, Dec. 22…In his postseason debut, received the start and carried 18 times for 97 yards with one touchdown and three receptions for 17 yards in the NFC Wild Card Playoff at Philadelphia, 1/4/14…In the NFC Divisional Playoff at Seattle, 1/11/14, carried 10 times for 49 yards, also rushing for a two-point conversion. **2012** – Appeared in all 16 games with five starts…Finished first on the team in rushing, carrying 156 times for 602 yards with a team-best five touchdowns, also adding six receptions for 29 yards…Carried a team-high 16 times for 53 yards and a touchdown at Carolina, Sept. 16…Received first start of season and rushed seven times for 44 yards, while hauling in two passes for 23 yards including a then-career-long of 16 yards, vs. Philadelphia, Nov. 5…Ran 12 times for 67 yards (5.6 avg.) while scoring on a 27-yard carry at Oakland, Nov. 18…Led the team in rushing with a season-high 90 yards on 14 carries (6.4 avg.) with a touchdown including a season-long 31-yard rush, vs. Tampa Bay, Dec. 16…Voted by teammates as the club's 2012 recipient of the Ed Block Courage Award following a successful comeback from knee and toe surgeries. **2011** – Appeared in 10 games with four starts as a rookie, carrying 122 times for 474 yards with five touchdowns, tying for the team lead with Pierre Thomas in scoring runs. Also added 11 receptions for 46 yards…Scored his first career NFL touchdown on a fourth quarter 13-yard game-winning rush, as he totaled nine rushes for 38 yards, splitting carries with Darren Sproles and Thomas, vs. Houston, Sept. 25…Powered rushing attack that racked up 236 yards vs. Indianapolis, Oct. 23, carrying 14 times for a game-high 91 yards (6.5 avg.) before leaving in fourth quarter with bruised heel...Splitting carries with Sproles and Thomas to spearhead a three-headed running attack that gained 205 yards, Ingram was New Orleans' leading rusher vs. N.Y. Giants, his father's former team, Nov. 28, where he carried 13 times for 80 yards (6.2 avg.), with a fourth quarter career-long 35-yard scoring run. He also added two receptions for 14 yards…Ingram was New Orleans' leading rusher vs. Detroit, Dec. 4, when he carried 16 times for 54

yards with a second quarter 14-yard TD run that put the Saints up 10-0 before suffering a season-ending toe injury that required surgery and forced him to be placed on injured reserve, 1/3/12.

COLLEGE – Played in 39 games at the University of Alabama with 24 starts, rushing for 3,261 yards and 42 touchdowns, scoring 46 times overall…As a junior, after missing the first two games following knee surgery, started the remaining 11 and carried 158 times for 875 yards (5.5 avg.) with 13 touchdowns... All-Southeastern Conference second-team selection by league coaches, co-recipient of Alabama's Offensive Player of the Year award and one of six recipients of Alabama's Commitment to Academic Excellence award…Produced 54 first downs on 158 rushes (34.2%), converting on 9-of-16 third down attempts (56.3%)...Also had 21 receptions for 282 yards (13.4 avg.) with one touchdown…Heisman Trophy recipient as a sophomore, the first in the BCS National Champion Crimson Tide's history and was a consensus All-American first-team selection and finished as a finalist for the Maxwell, Doak Walker and Walter Camp Player of the Year awards…Also named *The Sporting News* National Player of the Year, *Associated Press* Southeastern Conference Offensive Player of the Year and a unanimous first-team All-SEC selection by both the *AP* and the league coaches…Started all 14 games as a sophomore, led the conference and ranked fourth nationally with a school-record 1,658 yards and 17 touchdowns on 271 carries (6.1 avg.), also adding 32 receptions for 334 yards (10.4 avg.) and three touchdowns…Rushing total ranked sixth in Southeastern Conference history upon departure…His 1,992 all-purpose yards were ranked second in school history and eighth on the Southeastern Conference single-season list…Rushed for 246 yards vs. South Carolina, which ranked as the school's third-highest total…Earned the National Championship Offensive Most Valuable Player award vs. Texas after rushing for 116 yards and two scores…Southeastern Conference Coaches Freshman All-Conference selection as he played in all 14 games as a reserve and gained 728 yards rushing with a team-high 12 touchdowns on 143 carries (5.1 avg.) and also added 54 yards receiving on seven catches…Majored in telecommunications and film.

PERSONAL – Attended Grand Blanc (Flint, Mich.) HS from 2003-06, where he ran for 846 yards and 14 touchdowns on 121 carries (7.0 avg.) as a junior, adding 260 yards and two scores on 22 receptions (11.8 avg.), while posting 33 tackles with two interceptions as a CB…Attended Flint Southwestern Academy as a senior in 2007 and earned All-State and *Detroit Free Press* Offensive Dream Team honors after rushing for 1,699 yards and 24 touchdowns, as he also registered 84 tackles with eight interceptions on defense…Father, Mark Ingram Sr., played wide receiver for Michigan State before being drafted by the New York Giants 28th overall in 1987 and played 10 seasons with the Giants, Miami, Green Bay and Philadelphia, including a Super Bowl XXV victory…Founded the Mark Ingram Foundation, which provides support to the children of incarcerated parents, hosting annual Christmas shopping sprees for them and other outings…Born Dec. 21, 1989 in Hackensack, N.J.

MARK INGRAM

		RUSHING							RECEIVING				
Year	Team	GP	GS	Att	Yds	Avg	Lg	TD	No	Yds	Avg	Lg	TD
2011	New Orleans	10	4	122	474	3.9	35t	5	11	46	4.2	9	0
2012	New Orleans	16	5	156	602	3.9	31	5	6	29	4.8	16	0
2013	New Orleans	11	3	78	386	4.9	34	1	7	68	9.7	23	0
NFL Totals		**37**	**12**	**356**	**1,462**	**4.1**	**35t**	**11**	**24**	**143**	**6.0**	**23**	**0**

CAREER HIGHS: Rushes — 17, at Jacksonville (10/2/11); **Rushing Yards —** 145, vs. Dallas (11/10/13); **Long Rush —** 35t, vs. N.Y. Giants (11/28/11); **Rushing TDs —** 1 (11x), last vs. Dallas (11/10/13); **Receptions —** 2 (6x), last vs. Dallas (11/10/13); **Receiving Yards —** 39, at St. Louis (12/15/13); **Long Reception —** 23, at St. Louis (12/15/13); **Receiving TDs —** 0; **Total Yards From Scimmage —** 160, vs. Dallas (11/10/13).

POSTSEASON

	RUSHING								RECEIVING				
Year	Team	GP	GS	Att	Yds	Avg	Lg	TD	No	Yds	Avg	Lg	TD
2013	New Orleans	2	1	28	146	5.2	18	1	3	17	5.7	11	0
NFL Totals		**2**	**1**	**28**	**146**	**5.2**	**18**	**1**	**3**	**17**	**5.7**	**11**	**0**

ADDITIONAL POSTSEASON STATISTICS: Two-Point Conversions — (2013, 1) **Total: 1.**

POSTSEASON CAREER HIGHS: Rushes — 18, at Philadelphia (1/4/14); **Rushing Yards —** 97, at Philadelphia (1/4/14); **Long Rush —** 18, at Philadelphia (1/4/14); **Rushing TDs —** 1, at Philadelphia (1/4/14); **Receptions —** 3, at Philadelphia (1/4/14); **Receiving Yards —** 17, at Philadelphia (1/4/14); **Long Reception —** 11, at Philadelphia (1/4/14); **Receiving TDs —** 0; **Total Yards From Scimmage —** 114, at Philadelphia (1/4/14).

92

NT

John JENKINS

HEIGHT: 6-3 WEIGHT: 359
COLLEGE: GEORGIA
JOINED SAINTS: D3B-13
NFL EXPERIENCE: 2
BORN: 7/11/89

NFL CAREER – With imposing size, tremendous strength and the ability to take on multiple blockers, Jenkins helped man the center of the Saints defense at nose tackle with Brodrick Bunkley as a rookie in 2013 as part of the defensive line rotation. A third round draft pick from the University of Georgia, Jenkins appeared in all 16 games with five starts and produced 29 tackles (15 solo), plugging the middle for the NFL's fourth ranked defense both in opponent net yards per game and opponent scoring.

CAREER TRANSACTIONS – Signed by Saints to a four-year contract, 5/10/13; Selected by the Saints in the third round (82nd overall) of the 2013 NFL Draft.

2013 – Appeared in all 16 regular season games with five starts and recorded 29 tackles, including 15 solo stops. Appeared in both postseason contests and finished with seven tackles (four solo) with one sack…Saw extensive action in his

NFL debut vs. Atlanta, Sept. 8, when he made four tackles (one solo) as the Falcons were held to under 100 yards rushing in a 23-17 win…Started his first NFL game the following week in the 16-14 win at Tampa Bay, Sept. 15, when he posted four stops (three solo)…Started vs. Arizona, Sept. 22, and posted a career-high six tackles (three solo) as the Cardinals managed only 86 yards on the ground…Started vs. Carolina, Dec. 8 and recorded four tackles (two solo)…In his postseason debut, recorded four tackles (three solo) in the NFC Wild Card win at Philadelphia, 1/4/14, as the NFL's leading rusher in the regular season, LeSean McCoy, was held to 77 yards rushing and a 3.7 yards per carry average…In the NFC Divisional Playoff at Seattle, 1/11/14, posted three tackles (one solo) and his first career sack, when he dropped Seahawks quarterback Russell Wilson.

COLLEGE – Started 20-of-27 games at nose guard in two seasons for the University of Georgia, totaling 78 tackles (36 solo), four sacks for a loss of 26 yards, eight stops for losses of 32 yards and 24 quarterback pressures. He also added one interception, one pass deflection, one forced fumble and two fumble recoveries…Started all 13 games he appeared in as a senior while ending the season with 50 tackles (22 solo), a sack for a loss of nine yards, two stops for minus 11 yards, one fumble recovery, one pass deflection and 14 quarterback pressures…Anchored the middle of a defense that yielded only 17 rushing touchdowns…Named the team's Defensive Co-MVP and to Phil Steele's All-Southeastern Conference second-team…Received the team's Newcomer of the Year Award after appearing in all 14 games in his first season at Georgia in 2011…Posted 28 stops (14 solo) that included three sacks for losses of 17 yards, six stops for losses of 21 yards, 10 quarterback pressures, an interception, one forced fumble and one fumble recovery…Played two seasons at Mississippi Gulf Coast Community College (2009-10)…Also saw some time on offense as a freshman, carrying six times for 41 yards and one touchdown…As a sophomore, was named a four-star player by multiple outlets and the sixth-best junior college player in the nation by Scout.com as he started all 10 games and recorded 41 tackles and two sacks…As a freshman registered three quarterback takedowns…Majored in child and family development at Georgia.

PERSONAL – Attended Francis T. Maloney (Meriden, Conn.) HS…Played tackle, defensive end and fullback in short yardage situations…Named to the All-Central Connecticut South League squad as a senior…Also competed as a forward on the basketball team where, as a junior, he helped the Spartans capture the South League title after finishing with a 27-1 record, ranked third in the state's final poll…Participated in the Baskets of Hope program making deliveries to patients at Ochsner Medical Center in the Fall…Born July 11, 1989 in Meriden, Conn.

JOHN JENKINS

					TACKLES				INTERCEPTIONS					FUMBLES		
Year	Team	GP	GS	Tot	Solo	Asst	Sk	Yds	No	Yds	Lg	TD	PD	FF	FR	Yds
2013	New Orleans	16	5	29	15	14	0.0	0.0	0	0	0	0	0	0	0	0
NFL totals		**16**	**5**	**29**	**15**	**14**	**0.0**	**0.0**	**0**	**0**	**0**	**0**	**0**	**0**	**0**	**0**

CAREER HIGHS: Tackles — 6, vs. Arizona (9/22/13); **Sacks —** 0; **Interceptions —** 0; **Int. Ret for TD —** 0; **Passes Defensed —** 0; **Forced Fumbles —** 0; **Fumble Recoveries —** 0.

POSTSEASON

					TACKLES				INTERCEPTIONS					FUMBLES		
Year	Team	GP	GS	Tot	Solo	Asst	Sk	Yds	No	Yds	Lg	TD	PD	FF	FR	Yds
2013	New Orleans	2	0	7	4	3	1.0	0.0	0	0	0	0	0	0	0	0
NFL totals		**2**	**0**	**7**	**4**	**3**	**1.0**	**0.0**	**0**	**0**	**0**	**0**	**0**	**0**	**0**	**0**

POSTSEASON CAREER HIGHS: Tackles — 4, at Philadelphia (1/4/14); **Sacks —** 1, at Seattle (1/11/14); **Interceptions —** 0; **Int. Ret for TD —** 0; **Passes Defensed —** 0; **Forced Fumbles —** 0; **Fumble Recoveries —** 0.

Rufus JOHNSON JR.

59

OLB

HEIGHT: 6-5 WEIGHT: 272
COLLEGE: TARLETON STATE
JOINED SAINTS: D6-13
NFL EXPERIENCE: 1
BORN: 8/28/90

NFL CAREER – A sixth round draft pick in 2013 of the Saints, Rufus Johnson, Jr. spent most of his rookie season on the club's practice squad before he was elevated to the active roster for the team's final playoff contest. The former Tarleton State standout will take advantage of a full offseason with the club to contend for a roster spot in training camp on defense and special teams.

CAREER TRANSACTIONS – Signed to active roster off of practice squad, 1/7/14; Signed to practice squad, 9/2/13; Waived, 8/31/13; Signed to a four-year contract, 5/9/13; Selected by the Saints in the sixth round (183rd overall) of the 2013 NFL Draft.

2013 – Spent entire regular season and first week of postseason on practice squad before being placed on the 53-man roster for the NFC Divisional Playoff at Seattle, 1/11/14, for which he was inactive.

COLLEGE – Finished his college career at Tarleton State playing in 20 games with 19 starts, posting 96 tackles (55 solo), 33 tackles for a loss, 15.5 sacks, three passes defensed and one forced fumble…Appeared in nine games with eight starts at defensive end as a senior and was tabbed the Lone Star Conference's Defensive Lineman of the Year and a first-team conference selection while earning Division II second-team All-American honors, as he finished with 50 tackles (28 solo),

17.5 tackles for a loss of 65 yards, 10 sacks for a loss of 48 yards, one forced fumble, seven quarterback hurries and two passes defensed…As a junior, earned All-Lone Star Conference honorable mention honors, started all 11 games at DE, recording 46 tackles (27 solo), 15.5 stops for a loss, 5.5 sacks, 11 quarterback hurries, one forced fumble and one pass defensed…Played two seasons at Kilgore Junior College before transferring to Tarleton State…Majored in kinesiology.

PERSONAL – Graduated from H. Grady Spruce (Dallas, Texas) HS, where he lettered four years in football…Named first-team All-District as a senior and was second-team All-District selection as a junior…Father, Rufus Johnson, Sr., played football at Texas Tech…Born August 28, 1990.

Marcel JONES

70

T

HEIGHT: 6-7 WEIGHT: 320
COLLEGE: NEBRASKA
JOINED SAINTS: D7-12
NFL EXPERIENCE: 2
BORN: 9/4/88

NFL CAREER – This athletic and intelligent lineman who has the versatility to play both tackle and guard will compete for a spot in the offensive line rotation in 2014 after spending the entire 2013 season on the practice squad. The club's seventh-round draft selection in 2012 out of Nebraska, Jones was an All-Big Ten honorable mention selection as a senior when he started at right tackle, blocking for one of the nation's top running games.

CAREER TRANSACTIONS – Signed to reserve/future contract, 1/14/14; Signed to practice squad, 9/1/13; Waived, 8/31/13; Placed on Injured Reserve, 9/8/12; Agreed to terms on a four-year contract, 7/2/12; Selected by the Saints in the seventh round (234th overall) of the 2012 NFL Draft.

2013 – Spent entire regular season and postseason on practice squad after competing for a roster spot in the preseason, where he saw action at both tackle and guard. **2012** – Spent entire regular season on injured reserve after suffering a knee injury late in preseason…Appeared in four exhibition contests as a backup offensive lineman and on special teams.

COLLEGE – Spent two seasons as Nebraska's starting right tackle, finishing his career playing in 40 total games and making 21 starts…As a redshirt senior, played in 12 games with nine starts and received All-Big Ten honorable mention recognition, blocking for a run game that ranked third in the conference and 15th nationally…Started 11 games at right tackle as a redshirt sophomore before suffering a season-ending ankle injury, as the Huskers ranked among the top 40 nationally in sacks allowed…Played in all 13 games as a redshirt freshman with one

start…Graduated with a bachelor's degree in construction management, as he captured conference All-Academic honors three times.

PERSONAL – Had an outstanding senior year on the offensive line at Trevor Browne (Phoenix, Ariz.) HS, earning honorable-mention Arizona 5A all-state accolades…Also a standout on the basketball court at center, which went 27-3 and earned a top-five ranking in Class 5A…Averaged 11.6 points and nine rebounds per game as senior…As junior, earned all-region honors for his performance on the hardwood…Jones was also a star in the classroom, ranking in the top 20 of his senior class of more than 500 students…Participated in a Playworks school visit during the season where he participated in games of basketball, football and dodgeball with students at Edgar P. Harney Spirit of Excellence Academy…Part of a group of players that donated the funding for and distributed more than 1,000 Thanksgiving meals to the Dryades YMCA…Born on Sept. 4, 1988.

Cameron JORDAN

94
DE

HEIGHT: 6-4 WEIGHT: 287
COLLEGE: CALIFORNIA
JOINED SAINTS: D1a-11
NFL EXPERIENCE: 4
BORN: 7/10/89

NFL CAREER – An explosive and physical defensive end, Cameron Jordan enjoyed a breakout season in 2013 season, starting all 16 games and recording 66 tackles (32 solo), a team-leading and career-high 12.5 sacks, four passes defensed, two forced fumbles and two fumble recoveries as he was selected to his first Pro Bowl. An up-and-coming leader with endless energy, the former University of California standout possesses the combination of size, speed and strength to play defensive end in either a 3-4 or 4-3 alignment. Jordan has appeared in 48 games with 47 starts in three seasons, posting career totals of 201 stops (111 solo), 21.5 quarterback takedowns, 13 passes defensed, five forced fumbles and five fumble recoveries.

CAREER TRANSACTIONS – Signed by Saints, 8/2/11; Selected by New Orleans in the first round (24th overall) of the 2011 NFL Draft.

HONORS – **2013:** Pro Bowl.

2013 – Started all 16 regular season games and both postseason contests. In regular season, recorded 66 tackles (32 solo), a career-high 12.5 sacks, four passes defensed, two forced fumbles and two fumble recoveries. Sack total ranked fifth in the NFL and defensive fumble recovery total tied for sixth. Selected to his first career Pro Bowl. In the postseason, recorded 11 tackles and 2.5 sacks…Finished with six tackles (three solo) and a sack of Josh Freeman that caused a fumble at Tampa Bay, Sept. 15…Recorded seven tackles (three solo) and two sacks of Car-

2013 GAME BY GAME

				DEFENSE										
Date	Opp.	GP	ST	SOLO	AST	TOT	SACK/YDS		INT/YDS		PD	FF	FR
9/8	ATL	X	X	2	3	5	0	0	0	0	0	0	0
9/15	@TB	X	X	3	3	6	1	12	0	0	0	1	0
9/22	ARZ	X	X	3	4	7	2	14	0	0	0	0	0
9/30	MIA	X	X	1	0	1	1	9	0	0	0	0	0
10/6	@CHI	X	X	3	1	4	0	0	0	0	0	0	1
10/13	@NE	X	X	2	2	4	1	5	0	0	0	0	0
10/27	BUF	X	X	1	3	4	1	13	0	0	0	1	1
11/3	@NYJ	X	X	2	2	4	0	0	0	0	1	0	0
11/10	DAL	X	X	0	1	1	0	0	0	0	0	0	0
11/17	SF	X	X	2	1	3	1	2	0	0	1	0	0
11/21	@ATL	X	X	3	4	7	2.5	10.5	0	0	1	0	0
12/2	@SEA	X	X	1	2	3	0	0	0	0	1	0	0
12/8	CAR	X	X	3	2	5	2	19	0	0	0	0	0
12/15	@StL	X	X	3	1	4	0	0	0	0	0	0	0
12/22	@CAR	X	X	2	4	6	1	17	0	0	0	0	0
12/29	TB	X	X	1	1	2	0	0	0	0	0	0	0
2013 Season		**16**	**16**	**32**	**34**	**66**	**12.5**	**101.5**	**0**	**0**	**4**	**2**	**2**

son Palmer vs. Arizona, Sept. 22…Posted a sack in the third consecutive contest vs. Miami, Sept. 30…Recorded four tackles and a fumble recovery at Chicago, Oct. 6…Notched a sack for the second consecutive contest, along with four stops (one solo), a forced fumble and a fumble recovery vs. Buffalo, Oct. 27…Sacked Colin Kaepernick vs. San Francisco, Nov. 17…Had a season-high 2.5 sacks at Atlanta, Nov. 21…Recorded five tackles (three solo) and two sacks vs. Carolina, Dec. 8…Tied for the team lead with six tackles (two solo) while adding a sack to increase his career-high total to 12.5 at Carolina, Dec. 22…Recorded four tackles (three solo) and a postseason career-high 1.5 sacks in NFC Wild Card Playoff at Philadelphia, 1/4/14…Sacked Russell Wilson as part of a seven tackle (four solo) day in NFC Divisional Playoff at Seattle, 1/11/14. **2012** – Started all 16 games and finished the season with 76 tackles (52 solo) to lead the defensive line in stops, a club-best eight sacks, three passes defensed, three forced fumbles and two fumble recoveries. Also led team in forced fumbles and tied for the team lead in fumble recoveries, tied for the 15th-highest total in the NFL. Opened 15 games at left end and started at defensive tackle at Denver, Oct. 28…Notched five sacks in a four-game stretch between Oct. 7-Nov. 5, where the Saints posted a 3-1 record…Posted a career-high 13 tackles (nine solo) in opener vs. Washington, Sept. 9…Notched a sack of Cam Newton, adding four tackles at Carolina, Sept. 16…Took down Philip Rivers for a seven-yard loss vs. San Diego, Oct. 7…Stopped Josh Freeman for a four-yard loss and also recorded his first-career forced fumble on a fourth-and-one play at the goal line to stop a potential Buccaneers score at Tampa Bay, Oct. 21…Recorded the first multi-sack game of his career, tallying three takedowns of Michael Vick, six tackles and one forced fumble vs. Philadelphia, Nov. 5…Sacked Matt Ryan for a six-yard loss to go with seven tackles at Atlanta, Nov. 29…Sacked Freeman for a seven-yard loss, forcing the fumble and recovering it to directly lead to a New Orleans touchdown in a 41-0 shutout of Tampa Bay, Dec. 16. Also added four tackles (three solo). **2011** – Appeared in all 16 games with 15 starts as a rookie, 13 at left defensive end and two at right defensive end…Recorded 59 tackles (27 solo) with one sack, six passes

defensed and one fumble recovery…Appeared in both postseason contests, starting one and recorded nine tackles (eight solo) and one pass defense…Made his NFL debut in the league season opener at Green Bay, Sept. 8, starting at right defensive end and finished with four tackles (three solo)…After opening the first two games at right end, moved to the left end position where played for the remainder of the season, vs. Houston, Sept. 25, and posted five tackles (two solo)…Finished with eight tackles (two solo) at Tampa Bay, Oct. 16…Recorded five tackles and the first fumble recovery and pass defensed of his career, vs. Indianapolis, Oct. 23. Picked up first quarter fumble by Delone Carter that was recovered at the New Orleans 48-yard line and eventually led to a Saints touchdown and 21-0 lead…Tied season-best and then-career-high with eight stops (one solo) at Atlanta, Nov. 13…Recorded first sack of his NFL career to go with three solo tackles in regular season finale vs. Carolina, 1/1/12…In a return to the Bay area where he played in college, started at left end and led the Saints with eight tackles (seven solo) and one pass defensed in NFC Divisional Playoff at San Francisco, 1/14/12.

WORTH NOTING

JORDAN'S CAREER SACKS BY OPPONENT

5 – Carolina
3.5 – Atlanta
3 – Tampa Bay
3 – Philadelphia
2 – Arizona
1 – San Diego
1 – Miami
1 – New England
1 – Buffalo
1 – San Francisco

COLLEGE – Played both left and right defensive end in a 3-4 alignment and appeared in 50 games with 33 starts…Finished college career with 175 tackles (88 solo), 16.5 sacks, 34 tackles for loss, four forced fumbles, four fumble recoveries, an interception and five pass deflections over four seasons in Berkley…All-American second-team choice by the NFL Draft Report and an All-Pac-10 Conference first-team selection by league's coaches as a senior, where as the defensive team captain, he started all 12 games at left end in 3-4 and recorded 62 tackles (33 solo), 5.5 sacks, 12.5 stops behind the line of scrimmage, three forced fumbles, one recovered for a touchdown and four passes defensed…Earned All-Pac 10 Conference honorable mention and was recipient of team's Bob Tessier Award as the most improved defensive lineman as a junior when he served as starting right end and recorded 48 tackles (26 solo), ranking second on team with six sacks and 9.5 tackles for losses, also recovering one fumble and defending one pass…As a sophomore, started eight games and played in every contest at right end, posting 47 tackles (26 solo), four sacks, placing second among defenders with 11 stops behind the line of scrimmage…Posted one interception returned three yards, as he forced one fumble and recovered another…Played in all 13 games as a freshman and had 18 tackles (seven solo) with a sack and a fumble recovery returned 13 yards for a touchdown…Legal studies major

PERSONAL – Father Steve, played college football at Brown, then for 13 seasons with the Minnesota Vikings, where he was a six-time Pro Bowl selection,

recording career totals of 498 receptions for 6,307 yards and 28 touchdowns…Attended Chandler (Ariz.) HS…Earned All-State honors senior year after registering 85 tackles and 17.5 sacks…Named the Fiesta Region Defensive Player of the Year after breaking Chandler's career quarterback takedown record in only one season...Also was the state discus champion as a senior…A regular visitor to the pediatric ward of Ochsner Medical Center and to New Orleans area schools as part of the Rotolo's literacy and Chevron Energy Efficiency Programs and an annual participant in the players turkey giveaway…Participated in Rebuilding Together's "Kickoff to Rebuild" event prior to Super Bowl XLVII in Algiers, where he assisted in painting the front of rehabilitated houses and served as a celebrity judge for a barbeque competition…In 2013, he and several teammates hosted a toy and bike giveaway with the club and the Marines.…Born July 10, 1989.

CAMERON JORDAN

					TACKLES				INTERCEPTIONS					FUMBLES		
Year	**Team**	**GP**	**GS**	**Tot**	**Solo**	**Asst**	**Sk**	**Yds**	**No**	**Yds**	**Lg**	**TD**	**PD**	**FF**	**FR**	**Yds**
2011	New Orleans	16	15	59	27	32	1.0	5.0	0	0	0	0	6	0	1	0
2012	New Orleans	16	16	76	52	24	8.0	54.0	0	0	0	0	3	3	2	0
2013	New Orleans	16	16	66	32	34	12.5	101.5	0	0	0	0	4	2	2	11
NFL Totals		**48**	**47**	**201**	**111**	**90**	**21.5**	**160.5**	**0**	**0**	**0**	**0**	**13**	**5**	**5**	**11**

CAREER HIGHS: Tackles — 13, vs. Washington (9/9/12); **Sacks —** 3, vs. Philadelphia (11/5/12); **Interceptions —** 0; **Passes Defensed —** 2, vs. Atlanta (12/26/11); **Forced Fumbles —** 1 (5x), last vs. Buffalo (10/27/13); **Fumble Recoveries —** 1 (5x), last vs. Buffalo (10/27/13).

POSTSEASON

					TACKLES				INTERCEPTIONS					FUMBLES		
Year	**Team**	**GP**	**GS**	**Tot**	**Solo**	**Asst**	**Sk**	**Yds**	**No**	**Yds**	**Lg**	**TD**	**PD**	**FF**	**FR**	**Yds**
2011	New Orleans	2	1	9	8	1	0.0	0.0	0	0	0	0	1	0	0	0
2013	New Orleans	2	2	11	7	4	2.5	15.0	0	0	0	0	0	0	0	0
NFL Totals		**4**	**3**	**20**	**15**	**5**	**2.5**	**15.0**	**0**	**0**	**0**	**0**	**1**	**0**	**0**	**0**

POSTSEASON CAREER HIGHS: Tackles — 8, at San Francisco (1/14/12); **Sacks —** 1.5, at Philadelphia (1/4/14); **Interceptions —** 0; **Passes Defensed —** 1, at San Francisco (1/14/12); **Forced Fumbles —** 0; **Fumble Recoveries —** 0.

Senio KELEMETE

65

G

HEIGHT: 6-3 WEIGHT: 300
COLLEGE: WASHINGTON
JOINED SAINTS: FA-13
NFL EXPERIENCE: 2
BORN: 5/10/90

NFL CAREER – Originally a fifth round selection of the Arizona Cardinals (151st overall) in the 2012 NFL Draft, this two-time team captain for the University of Washington spent the majority of his second NFL season on the Saints practice squad. Possessing the versatility to play either guard or tackle, Kelemete will compete for a roster spot in the preseason in 2014.

CAREER TRANSACTIONS – Signed by New Orleans Saints to a reserve/future contract, 1/14/14; Re-signed to Saints practice squad, 9/26/13; Released from Saints practice squad, 9/24/13; Signed by Saints to practice squad, 9/2/13; Waived by Arizona, 8/30/13; Signed by Arizona to a four-year contract, 5/15/12; Selected by Arizona Cardinals in the fifth round (151st overall) of the 2012 NFL Draft.

2013 – Spent most of the regular season and the entire postseason on the Saints practice squad. **2012** – Played in the finale for Arizona after being inactive in each of the first 15 games…Made NFL debut at San Francisco, Dec. 30, playing at right guard after Pat McQuistan suffered an ankle injury. Caught a deflected pass and gained 10 yards in second quarter.

COLLEGE – A two-time team captain and All-Pac 12 performer, started 41-of-46 games played for the Huskies…Began his career as a defensive tackle before switching to the offensive line prior to his sophomore season…Finished his career by starting 26 consecutive games at left tackle after starting 11-of-12 games at G during his sophomore campaign…Credited with 258 knockdowns and 35 TD resulting blocks…Served as a team captain for second straight year and earned second-team All-Pac 12 after starting all 13 games at left tackle as a senior in 2011…Named the John P. Angel Offensive Lineman of the Year…Recognized with the Fred Jacoby Sportsmanship Award at the Alamo Bowl…Named a team captain after making the switch from G to T prior to season and started all 13 games at LT as a junior in 2010…One of two offensive linemen to start every game and only one to start every game at same position…Earned offensive weightlifting award…After switching from DL to G during the spring, started 11-of-12 games played at right guard and earned honorable mention All-Pac 10 honors as a sophomore in 2009…Named John P. Angel Lineman of the Year…As a freshman in 2008, played in eight of the Huskies 12 games as a left defensive tackle, earning the starting nod in four contests...One of 12 true freshmen to play in 2008 and one of nine to start at least one game…General studies major.

PERSONAL – Name pronounced "SENN-ee-oh" "KEL-uh-MET-tay"…Attended Evergreen (Seattle, Wash.) HS, where he was named the Seamount League's Lineman of the Year on both the offensive and defensive lines as a senior…Earned All-American honors from Super Prep and earned first-team All-State honors from the *Associated Press* and *Seattle Times*…As a junior, was named first-team all-league on both the offensive and defensive lines…Led team to state playoffs for the first time since 2001 as a senior…Also lettered in wrestling and was a discus thrower for the Wolverines, winning the Seamount League discus title in 2007…Participated in the state wrestling tournament as a junior.

SENIO KELEMETE

Games Played/Started: Arizona — (2012, 1/0) **Totals: 1/0**



Tim LELITO

68

G/C

HEIGHT: 6-4 WEIGHT: 315
COLLEGE: GRAND VALLEY STATE
JOINED SAINTS: FA-13
NFL EXPERIENCE: 2
BORN: 7/21/89

NFL CAREER – Originally signed by New Orleans as a free agent following the 2013 NFL Draft out of Grand Valley State, this lineman proved the jump was not too big from Division II to the NFL as he earned a roster spot out of training camp and appeared in all 16 games with two starts at right guard. Possessing the versatility to play either guard or center, Lelito will take advantage of the offseason to continue to build strength and improve technique to challenge for more extensive playing time on the interior.

CAREER TRANSACTIONS – Agreed to terms with the New Orleans Saints as an undrafted free agent, 4/28/13.

2013 – Appeared in all 16 games with two starts at right guard in the regular season and saw action on special teams in both postseason contests…Received his first career start at right guard in place of an injured Jahri Evans vs. Arizona, Sept. 22, helping block for an offensive unit that gained 423 total yards, including 104 on the ground…Saw action at right guard after Evans left with an injury vs. San Francisco, Nov. 17, as part of a fourth quarter come-from-behind 23-20 win over the 49ers…Received his second career start at Atlanta, Nov. 21, following participation in only one short practice that week in place of Evans for a unit that gained 103 yards on the ground and surrendered only one sack. Received game ball from the team for his inspirational performance, which occurred following the passing of his grandmother, Ardis Lelito, who along with his grandfather adopted him at age four and raised him and his younger brother, Jeffrey.

COLLEGE – Started 45 consecutive games for Grand Valley State and was a two-time first-team All-Great Lakes Intercollegiate Athletic Conference selection…As a senior, helped the Lakers rank second in the conference in total offense (474.4) and scoring offense (41.9) while he was named GLIAC Offensive Lineman of the Year…As a junior, part of an offensive line that led the GLIAC and ranked sixth nationally in fewest sacks allowed (10)…Graduated with a bachelor's degree in physical education.

PERSONAL – Prepped at St. Clair (Mich.) HS, where he was *Detroit Free Press* All-State and *Associated Press* All-State honorable mention as a junior and senior...Two-time Macomb Area Conference and All-Metro East selection... Earned four letters and all-state honors in track and field and one letter in basketball…Born Tim Scott Lelito on July 21, 1989 in Rochester, Mich.

TIM LELITO

Games Played/Started: New Orleans — (2013, 16/2) **Totals: 16/2**

POSTSEASON
Games Played/Started: New Orleans — (2013, 2/0) **Totals: 2/0**

Keenan LEWIS

28
CB

HEIGHT: 6-1 WEIGHT: 208
COLLEGE: OREGON STATE
JOINED SAINTS: UFA-13 (PIT)
NFL EXPERIENCE: 6
BORN: 5/17/86

NFL CAREER – Signed by the Saints as an unrestricted free agent from the Pittsburgh Steelers at the start of 2013 free agency, the hometown return for this New Orleans native proved successful. The only member of the Saints secondary to start every contest, Lewis posted 40 tackles (33 solo), a career-high four interceptions and nine passes defensed for the NFL's fourth-ranked defense in both yardage and scoring. Over the course of his five-year NFL career, Lewis has appeared in 61 games with 33 starts, registering 151 tackles (127 solo), five interceptions, 43 passes defensed and one forced fumble.

CAREER TRANSACTIONS – Signed by Saints to a five-year contract (UFA-PIT), 3/14/13; Re-signed by Pittsburgh to a one-year contract (RFA), 4/16/12; Received restricted free agent tender from Pittsburgh, 3/12/12; Placed by Pittsburgh on Injured Reserve (back), 12/29/09; Signed by Pittsburgh to a three-year contract, 6/12/09; Selected by Pittsburgh Steelers in the third round (96th overall) of the 2009 NFL Draft.

HONORS – **2012:** *USA Today* All-Joe.

2013 – Started all 16 regular season games and both postseason contests for the NFL's fourth-ranked defense both in opponent net yards and scoring and also second against the pass. In regular season finished with 40 tackles (33 solo), a career-high and team-leading four interception returns for 34 yards and nine passes defensed. Pick total tied for eighth in the NFC and 11th in the NFL. In the postseason, made seven tackles (six solo) and two passes defensed…In season opener vs. Atlanta, Sept. 8, produced three tackles (two solo)...Added three tackles (one solo) at Tampa Bay, Sept. 15 in an effort where Buccaneers managed only 113 net yards passing…Totaled two solo tackles, one pass defensed and his first interception as a Saint returned for a career-long 20 yards vs. Arizona, Sept. 22…Produced three tackles (two solo) and a pass defensed vs. Chicago, Oct. 6…Totaled a season-high six tackles, one interception and one pass defensed at New England,

Oct. 13…Produced three solo tackles and an interception vs. Buffalo, Oct. 27…Totaled four tackles (three solo) as the defense yielded 140 passing yards at N.Y. Jets, Nov. 3…Totaled one solo tackle as defense gave up a season-low 104 net passing yards vs. Dallas, Nov. 10…Produced one solo tackle and one pass defensed as the defense held the 49ers to 115 net passing yards vs. San Francisco, Nov. 17…Totaled one solo tackle at Atlanta, Nov. 21…Posted two solo tackles at Seattle, Dec. 2…Posted three solo tackles and one pass defensed as Panthers mustered only 160 net passing yards vs. Carolina, Dec. 8…Recorded one solo tackle and a season-high two passes defensed at St. Louis, Dec. 15…Added two solo tackles as Panthers were held to 141 net passing yards and 13 completions at Carolina, Dec. 22…Totaled three tackles, one interception and one pass defensed in regular season finale vs. Tampa Bay, Dec. 29…In his first NFL postseason career start in NFC Wild Card Playoff at Philadelphia, 1/4/14, totaled a postseason career-high six solo tackles and one pass defensed…Recorded one assisted tackle and one pass defensed in NFC Divisional Playoff at Seattle, 1/11/14, as the Saints gave up only 103 net yards passing. **2012** – Lewis started all 16 games at LCB for Steelers, who ranked first in NFL in opponent net yards per game and pass defense, and he led the league with 28 passes defensed. Finished fourth on team with 78 tackles (63 solo) while also adding a forced fumble and two special teams stops…Part of a stellar defensive effort in 27-10 win vs. N.Y. Jets, Sept. 16, where Steelers surrendered only 219 total net yards, 129 through the air, as he added two solo tackles…Forced first career fumble when he tackled and stripped WR DeSean Jackson in 16-14 win vs. Philadelphia, Oct. 7, also contributing four stops (three solo) and one pass defensed…Set a career-high with four passes defensed at Tennessee, Oct. 11…As part of stellar defensive effort in a 24-17 win at Cincinnati, Oct. 21, when Steelers surrendered only 185 yards, including a season-low 105 through the air, Lewis finished with four solo tackles and two passes defensed…Recorded two solo stops and three passes defensed in standout defensive performance in 27-12 win vs. Washington, Oct. 28, when Steelers surrendered only 169 passing yards…Had two tackles (one solo) and three passes defensed as

2013 GAME BY GAME

				DEFENSE										
Date	Opp.	GP	ST	SOLO	AST	TOT	SACK/YDS		INT/YDS		PD	FF	FR
9/8	ATL	X	X	2	1	3	0	0	0	0	0	0	0
9/15	@TB	X	X	1	2	3	0	0	0	0	0	0	0
9/22	ARZ	X	X	2	0	2	0	0	1	20	1	0	0
9/30	MIA	X	X	2	0	2	0	0	0	0	0	0	0
10/6	@CHI	X	X	2	1	3	0	0	0	0	1	0	0
10/13	@NE	X	X	5	1	6	0	0	1	0	1	0	0
10/27	BUF	X	X	3	0	3	0	0	1	12	1	0	0
11/3	@NYJ	X	X	3	1	4	0	0	0	0	0	0	0
11/10	DAL	X	X	1	0	1	0	0	0	0	0	0	0
11/17	SF	X	X	1	0	1	0	0	0	0	1	0	0
11/21	@ATL	X	X	1	0	1	0	0	0	0	0	0	0
12/2	@SEA	X	X	2	0	2	0	0	0	0	0	0	0
12/8	CAR	X	X	3	0	3	0	0	0	0	1	0	0
12/15	@StL	X	X	1	0	1	0	0	0	0	2	0	0
12/22	@CAR	X	X	2	0	2	0	0	0	0	0	0	0
12/29	TB	X	X	2	1	3	0	0	1	2	1	0	0
2013 Season		16	16	33	7	40	0	0	4	34	9	0	0

part of a dominant defense that allowed only 114 yards through the air in 24-20 win at N.Y. Giants, Nov. 4…Tied for team lead with 10 tackles (eight solo), helping a defense that limited Ravens to 200 total net yards vs. Baltimore, Nov. 18…Registered 10 stops again and a pass defensed, leading a secondary that limited the Browns to only 130 net passing yards at Cleveland, Nov. 25…Part of a secondary that held QB Joe Flacco to a passer rating of 61.9 and only 188 passing yards at Baltimore, Dec. 2…Led the Steelers with three passes defensed and also recorded seven tackles at Dallas, Dec. 16…Recorded six tackles and two passes defensed vs. Cincinnati, Dec. 23. **2011** – Played in all 16 games for first time, making first career start at Indianapolis, Sept. 25. Also saw action in the postseason contest. Finished with 31 tackles, an interception, five passes defensed and four special teams stops…Starting at Indianapolis as a nickel corner, had five tackles as part of a defensive effort that held the Colts to 153 yards passing…Made eight tackles (five solo) vs. Houston, Oct. 2…Posted three tackles and a pass defensed vs. Tennessee, Oct. 9…Recorded four tackles as part of a defense that held Jaguars to 109 passing yards vs. Jacksonville, Oct. 16…Registered three stops as part of a defensive effort that held the Patriots to 198 yards passing vs. New England, Oct. 30…Recorded first career interception, picking off QB Tyler Palko at the Pittsburgh 14-yard line with 28 seconds left to seal Monday night win at Kansas City, Nov. 27…Registered a special teams tackle in NFC Wild Card Playoff at Denver, 1/8/12. **2010** – Saw action on special teams and at CB in nine regular season games. Finished with eight stops and a forced fumble on special teams. Saw action at CB and on special teams for all three postseason contests, recording one special teams stop…Had two special teams tackles at Miami, Oct. 24…Made one special teams tackle vs. Oakland, Nov. 21…Saw action in both the secondary and on special teams and posted two tackles and forced a fumble on coverage units at Buffalo, Nov. 28…Finished with the first two defensive tackles and his first career pass defense at Cleveland, 1/2/11, in addition to three special teams stops as part of a defense that forced three turnovers…Had one special teams tackle in AFC Divisional Playoff game vs. Baltimore, 1/15/11. **2009** – Played in four games on special teams and made one tackle…Made NFL debut vs. Tennessee, Sept. 10…Recorded one special teams tackle at Kansas City, Nov. 22…Placed on injured reserve list with a back injury, Dec. 29

COLLEGE – Played in 50 games with 48 starts at Oregon State and totaled 117 tackles (81 solo), one sack for a three-yard loss and five stops for losses of 20 yards...Forced one fumble and deflected 30 passes...Gained 72 yards on seven interceptions (10.3 avg.) including one touchdown...Was a four-time Academic All-Pac 10 honoree...As a senior in 2008, was an All-Pac 10 first-team and All-Pac 10 honorable mention choice as he started all 13 games at LCB, leading team with four interception returns for 29 yards, including a touchdown…Also recorded 35 tackles (27 solo) with a stop for a three-yard loss and deflected nine passes as part of a unit ranked second in Pac 10 in total defense (312.2 ypg.) and third in pass defense (180.9 ypg.)…As a junior in 2007, started 11 games at LCB and led team with three interception returns for 43 yards…Also added 15 tackles (12 solo) and deflected two passes…As sophomore in 2006, started 13 games at LCB and collected 22 tackles (17 solos) that included a sack for a three-yard loss and two

stops for a loss...Finished second on team with eight passes defensed…As freshman in 2005, was All-American third-team selection by *College Football News*, taking over LCB with 11 starts and recorded 45 tackles (25 solo), two stops for a loss, a forced fumble, and a career-high and team-best 11 passes defensed…Redshirted in 2004…Received a bachelor's degree in exercise and sport science.

PERSONAL – Attended O. Perry Walker (New Orleans) HS...Both a high school and Steelers teammate of Dolphins WR Mike Wallace…Rated as one of the top 100 cornerback prospects in the country by *Rivals.com*…First-team All-Metro and All-League choice as a senior...Made 75 tackles with four sacks and seven interceptions and returned five punts for 180 yards and five kickoffs for 150 yards…Posted 71 tackles with two interceptions as a junior and recorded 54 tackles as a sophomore…Graduated with academic honors, attaining a 3.27 grade point average…Kicked off his newly-created Keenan Lewis Foundation by hosting a free youth football camp and school supplies giveaway that benefited children of low-income families in New Orleans and the surrounding areas.

KEENAN LEWIS

				TACKLES					INTERCEPTIONS					FUMBLES		
Year	**Team**	**GP**	**GS**	**Tot**	**Solo**	**Asst**	**Sk**	**Yds**	**No**	**Yds**	**Lg**	**TD**	**PD**	**FF**	**FR**	**Yds**
2009	Pittsburgh	4	0	0	0	0	0.0	0.0	0	0	0	0	0	0	0	0
2010	Pittsburgh	9	0	2	2	0	0.0	0.0	0	0	0	0	1	0	0	0
2011	Pittsburgh	16	1	31	29	2	0.0	0.0	1	9	9	0	5	0	0	0
2012	Pittsburgh	16	16	78	63	15	0.0	0.0	0	0	0	0	28	1	0	0
2013	New Orleans	16	16	40	33	7	0.0	0.0	4	34	20	0	9	0	0	0
NFL totals		**61**	**33**	**151**	**127**	**24**	**0.0**	**0.0**	**5**	**43**	**20**	**0**	**43**	**1**	**0**	**0**
Saints totals		**16**	**16**	**40**	**33**	**7**	**0.0**	**0.0**	**4**	**34**	**20**	**0**	**9**	**0**	**0**	**0**

ADDITIONAL STATISTICS: Special Teams Tackles — (2009, 1); (2010, 8); (2011, 4); (2012, 2) **Total: 15; Special Teams Forced Fumbles —** (2010, 1)

CAREER HIGHS: Tackles — 10 (2x), last at Cleveland (11/25/12); **Solo Tackles —** 9, vs. Cleveland (11/25/12); **Interceptions —** 1 (5x), last vs. Tampa Bay (12/29/13); **Longest Interception —** 20, vs. Arizona (9/22/13); **Passes Defensed —** 4, at Tennessee (10/11/12); **Forced Fumbles —** 1, vs. Philadelphia (11/5/12); **Fumble Recoveries —** 0; **Special Teams Tackles —** 3, at Cleveland (1/3/11); **Special Teams Forced Fumbles —** 1, at Buffalo (11/28/10); **Special Teams Fumble Recoveries —** 0.

POSTSEASON

				TACKLES					INTERCEPTIONS					FUMBLES		
Year	**Team**	**GP**	**GS**	**Tot**	**Solo**	**Asst**	**Sk**	**Yds**	**No**	**Yds**	**Lg**	**TD**	**PD**	**FF**	**FR**	**Yds**
2010	Pittsburgh	3	0	0	0	0	0.0	0.0	0	0	0	0	0	0	0	0
2011	Pittsburgh	1	0	0	0	0	0.0	0.0	0	0	0	0	0	0	0	0
2013	New Orleans	2	2	7	6	1	0.0	0.0	0	0	0	0	0	0	0	0
NFL totals		**6**	**2**	**7**	**6**	**1**	**0.0**	**0.0**	**0**	**0**	**0**	**0**	**0**	**0**	**0**	**0**
Saints totals		**2**	**2**	**7**	**6**	**1**	**0.0**	**0.0**	**0**	**0**	**0**	**0**	**0**	**0**	**0**	**0**

ADDITIONAL POSTSEASON STATISTICS: Special Teams Tackles — (2010, 1); (2011, 1) **Total: 2**

POSTSEASON CAREER HIGHS: Tackles — 6, at Philadelphia (1/4/14); **Sacks —** 0; **Interceptions —** 0; **Int. Ret for TD —** 0; **Passes Defensed —** 1 (2x), last at Seattle (1/11/14); **Forced Fumbles —** 0; **Fumble Recoveries —** 0; **Special Teams Tackles —** 1 (2x), last at Denver (1/8/12).

Curtis LOFTON

50
ILB

HEIGHT: 6-0 WEIGHT: 241
COLLEGE: OKLAHOMA
JOINED SAINTS: UFA-12 (ATL)
NFL EXPERIENCE: 7
BORN: 6/2/86

NFL CAREER – In his second year with the Saints, Lofton was selected by his teammates as a defensive team captain and anchored the New Orleans defense with a team-leading 139 tackles (83 solo), two sacks, five passes defensed and one forced fumble. Originally a second round (37th overall) selection by the Atlanta Falcons in the 2008 NFL Draft, the versatile linebacker has started 95 of the 96 games he has appeared in and has totaled 873 tackles (564 solo), seven sacks, three interceptions, 10 forced fumbles, three fumble recoveries and 30 passes defensed. Lofton totaled double-digit tackle numbers seven times for the second time in his two seasons with the Black and Gold. Extremely durable, Lofton has opened 83 consecutive contests at one of the most physically demanding positions in the NFL, the fourth longest current streak at the position.

CAREER TRANSACTIONS – Agreed to terms on a five-year contract with the New Orleans Saints (UFA-ATL), 3/24/12; Signed to a four-year contract by the Falcons, 7/25/08; Selected by the Atlanta Falcons in the second round (37th overall) of the 2008 NFL Draft.

HONORS – **2011:** NFC Defensive Player of the Week (Week 17); **2008:** *Pro Football Weekly*/PFWA All-Rookie; *The Sporting News* All-Rookie.

2013 – Started all 16 games for the fifth consecutive season, at inside linebacker in a 3-4 alignment, while posting double-digit tackle totals in seven contests, anchoring a defense that ranked fourth in the NFL in both net yardage and scoring. Recorded a team-leading 139 tackles (83 solo), two sacks, five passes defensed and one forced fumble. In the postseason, opened both contests and posted a team-high 18 tackles (four solo) and one sack…In season opener vs. Atlanta, Sept. 8, tied for the team lead with eight tackles (five solo)…Recorded a team-leading 10 tackles (two solo) at Tampa Bay, Sept. 15…Notched a team-leading nine tackles (six solo) and a pass defensed vs. Arizona, Sept. 22…Made three tackles (one solo), one pass defensed and a forced fumble vs. Miami, Sept. 30…Led team with 11 tackles at Chicago, Oct. 6…Led team with 12 tackles (nine solo), adding a sack at New England, Oct. 13…Posted a team-high and season-high 16 tackles (10 solo) at N.Y. Jets, Nov. 3…Posted four stops vs. Dallas, Nov. 10…Posted seven tackles (three solo) in win vs. San Francisco, Nov. 17…tallied 10 tackles (seven solo) at Atlanta, Nov. 21…Started a month where he would record 43 tackles with a 14-stop effort (six solo) to lead team at Seattle, Dec. 2…Recorded 10 tackles (eight solo) vs. Carolina, Dec. 8…Posted five tackles (two solo) and one sack at Carolina, Dec. 22…Posted five stops and a career-

2013 GAME BY GAME

				DEFENSE										
Date	Opp.	GP	ST	SOLO	AST	TOT	SACK/YDS		INT/YDS		PD	FF	FR
9/8	ATL	X	X	5	3	8	0	0	0	0	0	0	0
9/15	@TB	X	X	2	8	10	0	0	0	0	0	0	0
9/22	ARZ	X	X	6	3	9	0	0	0	0	1	0	0
9/30	MIA	X	X	1	2	3	0	0	0	0	1	1	0
10/6	@CHI	X	X	6	5	11	0	0	0	0	0	0	0
10/13	@NE	X	X	9	3	12	1	8	0	0	0	0	0
10/27	BUF	X	X	5	1	6	0	0	0	0	0	0	0
11/3	@NYJ	X	X	10	6	16	0	0	0	0	0	0	0
11/10	DAL	X	X	3	1	4	0	0	0	0	0	0	0
11/17	SF	X	X	3	4	7	0	0	0	0	0	0	0
11/21	@ATL	X	X	7	3	10	0	0	0	0	0	0	0
12/2	@SEA	X	X	6	8	14	0	0	0	0	0	0	0
12/8	CAR	X	X	8	2	10	0	0	0	0	0	0	0
12/15	@StL	X	X	6	3	9	0	0	0	0	0	0	0
12/22	@CAR	X	X	2	3	5	1	11	0	0	0	0	0
12/29	TB	X	X	4	1	5	0	0	0	0	3	0	0
2013 Season		**16**	**16**	**83**	**56**	**139**	**2**	**19**	**0**	**0**	**5**	**1**	**0**

high three passes defensed in regular season finale vs. Tampa Bay, Dec. 29…In NFC Wild Card Playoff at Philadelphia, 1/4/14, tallied seven tackles (four solo), including a stop of Eagles tight end Brent Celek for a loss…In NFC Divisional Playoff at Seattle, 1/11/14, posted 11 tackles and one sack. **2012** – Started all 16 games at middle linebacker in his first season in New Orleans, while posting double-digit tackle totals seven times. Recorded 157 tackles (94 solo), one sack, 10 passes defensed, two forced fumbles and two fumble recoveries…Registered eight stops (five solo) in his Saints debut vs. Washington, Sept. 9…Tied for the team lead with 13 tackles (eight solo) at Carolina, Sept. 16…Registered a season-high and team-leading 14 tackles (10 solo) and added two passes defensed vs. Kansas City, Sept. 23…Posted double-digit stops, 13 (nine solo), for the third consecutive contest, leading the team in tackles at Green Bay, Sept. 30…Recorded nine tackles (eight solo) and a sack of Chargers quarterback Philip Rivers for a loss of 12 yards vs. San Diego, Oct. 7…Led defense with 12 tackles (seven solo) while also adding a pass defensed and a fumble recovery at Denver, Oct. 28…Posted eight stops (six solo) and forced a fumble vs. Philadelphia, Nov. 5…Totaled team-leading nine tackles (four solo) vs. San Francisco, Nov. 25…Led team with 12 tackles (six solo) including one stop for a loss and a pass defensed at Atlanta, Nov. 29…Ranked first on team with 12 stops (seven solo) at N.Y. Giants, Dec. 9…Tied for team lead with eight tackles (five solo), adding a pass defensed and making a key play to get New Orleans the ball back at the Cowboys five-yard line when he forced running back DeMarco Murray to fumble and picked it up, setting up a quick touchdown at Dallas, Dec. 23…Finished second on team with seven tackles (three solo) and added a pass defensed vs. Carolina, Dec. 30. **2011** – Started all 16 games at middle linebacker, posting a career-high 167 tackles (101 solo) in addition to a sack, two interceptions, one returned for a touchdown, one forced fumble, one fumble recovery and seven passes defensed…Anchored one of league's top run defenses as the Falcons finished ranked sixth in the NFL (97.0 yards per game)…Recorded double-digit stop totals 10 times…Started at middle linebacker in NFC Wild Card Playoff at

N.Y. Giants, 1/8/12, and tied for team lead with 12 tackles…Registered 13 tackles (eight solo), including a stop for a loss at Chicago, Sept. 11…Contributed a team-high 11 tackles (nine solo) and two passes defensed vs. Philadelphia, Sept. 18…Finished with 13 tackles (eight solo), with a stop for a loss at Tampa Bay, Sept. 25…Picked off quarterback Tavaris Jackson for his second career interception at Seattle, Oct. 2, in addition to nine tackles (four solo)…Made 12 tackles (four solo) vs. Green Bay, Oct. 9…Posted nine tackles (six solo) and a pass defensed vs. Carolina, Oct. 16…Recorded 11 tackles (eight solo) at Detroit, Oct. 23…Posted 12 tackles and forced running back Delone Carter to fumble on the Colts' second play from scrimmage at Indianapolis, Nov. 6…Made 10 tackles (six solo) including one stop for a loss vs. New Orleans, Nov. 13…Recorded a season-high 14 tackles (11 solo) and first sack of the season at Houston, Dec. 4…Registered eight tackles (six solo) and first-career fumble recovery vs. Jacksonville, Dec. 15…Made nine tackles (three solo), one for a loss vs. New Orleans, Dec. 26…Led defense with 14 stops (eight solo), tying his season-high, and returned an interception 26 yards for his first-career touchdown vs. Tampa Bay, 1/1/12, as he was named NFC Defensive Player of the Week for the first time in his career. **2010** – Started all 16 games at MLB and finished with 142 tackles (101 solo), two sacks, three forced fumbles, an interception and three passes defensed, leading the team in stops and forced fumbles…Registered double-digit tackles seven times…Tallied 12 tackles (10 solo) and a sack for a nine-yard loss at Pittsburgh, Sept. 12…Registered nine tackles (eight solo), a second quarter sack of quarterback Alex Smith, an interception and a pass defensed vs. San Francisco, Oct. 3…Recorded season-high 17 tackles (12 solo) at Philadelphia, Oct. 17…Logged nine tackles (six solo), a career-high two forced fumbles and a pass defensed vs. Cincinnati, Oct. 24…Notched 11 tackles (eight solo) vs. Baltimore, Nov. 11…Posted 11 tackles (nine solo) at St. Louis, Nov. 21…Registered six tackles, one pass defensed and forced quarterback Aaron Rodgers to fumble, which was recovered by Atlanta in the end zone vs. Green Bay, Nov. 28…Finished with 10 tackles (seven solo) at Tampa Bay, Dec. 5…Notched 11 tackles (nine solo) vs. New Orleans, Dec. 27. **2009** – Started all 16 games at middle linebacker and posted a team-high 160 tackles (118 solo), two passes de-

TACKLING MACHINE

In six seasons with both the Saints and the Atlanta Falcons, Lofton has exceeded 100 tackles each season and led his club in stops the last five.

LOFTON'S ANNUAL TACKLE TOTALS

Season	Tackles	Rank on Team
2008 (Atl.)	108	4th
2009 (Atl.)	160	1st
2010 (Atl.)	142	1st
2011 (Atl.)	167	1st
2012 (NO)	157	1st
2013 (NO)	139	1st

fensed and two forced fumbles…Recorded 13 tackles and one forced fumble in opener vs. Miami, Sept. 13…Registered career-high 19 tackles (13 solo) at New England, Sept. 27…Tallied 11 tackles, one stop for a loss and one forced fumble against Chicago, Oct. 18…Finished with a team-high 15 tackles at the N.Y. Giants, Nov. 22, which included 14 solo stops. **2008** – Appeared in all 16 games with 15 starts at middle linebacker as a rookie and finished with 108 tackles, one sack, one forced fumble, three passes defensed and seven special teams stops…Ranked second in the NFL for tackles among all rookies…Earned NFL All-Rookie honors from both *The Sporting News* and *Pro Football Weekly*…Had 11 tackles (eight solo) vs. Chicago, Oct. 12…Tallied two tackles, one forced fumble and his first career sack when he took down quarterback Donovan McNabb for a loss of seven yards at Philadelphia, Oct. 26…Notched a team-high seven tackles at Oakland, Nov. 2, for a defense that did not allow a first down in the first half and allowed a franchise-low three in the entire game…Posted six tackles (five solo) in NFC Wild Card Playoff game at Arizona, 1/3/09.

COLLEGE – Appeared in 38 games with 19 starts as a three-year letterman at Oklahoma from 2004-07…Finished his college career with 197 tackles, 16 stops for a loss, one sack, three interceptions, four forced fumbles, two fumble recoveries and two passes defensed…As a junior, earned FWAA, *Sports Illustrated*, and *The Sporting News* first-team All-American honors in addition to *Associated Press* second-team All-America as a senior when he recorded 157 tackles, tied for the seventh-best season total in school history and the most by a Sooner since 1979…Also named *Associated Press* Big 12 Defensive Player of the Year in 2007 while garnering All-Big 12 first-team accolades by coaches and AP.

PERSONAL – Attended Kingfisher (Okla.) HS, where he was a three-year letterman at LB and FB…Led the team with 168 tackles as senior and finished career with 505 total stops…2004 *Parade* first-team All-American…Led team to 3A State Championship in 2003 and semifinals in 2004…Garnered All-State honors by *The Oklahoman* and first-team Coaches All-State in 2004…Also competed on basketball and track teams…A recent inductee into the Kingfisher High School Hall of Fame…One of the most active Saints players in community, has participated in club's Play 60 Hometown Huddle event and Christmas bike giveaway, the players Thanksgiving turkey giveaway and is also a regular visitor of patients at Ochsner Medical Center…Participated in a Fuel Up to Play Like a Pro pep rally in April at Bogalusa High School, as part of the NFL's Play 60 program and a partnership with the National Dairy Council…Born June 2, 1986.

CURTIS LOFTON

					TACKLES				INTERCEPTIONS					FUMBLES		
Year	Team	GP	GS	Tot	Solo	Asst	Sk	Yds	No	Yds	Lg	TD	PD	FF	FR	Yds
2008	Atlanta	16	15	108	67	41	1.0	7.0	0	0	0	0	3	1	0	0
2009	Atlanta	16	16	160	118	42	0.0	0.0	0	0	0	0	2	2	0	0
2010	Atlanta	16	16	142	101	41	2.0	16.0	1	2	2	0	3	3	0	0
2011	Atlanta	16	16	167	101	66	1.0	8.0	2	30	26t	1	7	1	1	0
2012	New Orleans	16	16	157	94	63	1.0	12.0	0	0	0	0	10	2	2	0
2013	New Orleans	16	16	139	83	56	2.0	19.0	0	0	0	0	5	1	0	0
NFL Totals		**96**	**95**	**873**	**564**	**309**	**7.0**	**62.0**	**3**	**32**	**26t**	**1**	**30**	**10**	**3**	**0**
Saints Totals		**32**	**32**	**296**	**177**	**119**	**3.0**	**31.0**	**0**	**0**	**0**	**0**	**15**	**3**	**2**	**0**

ADDITIONAL STATISTICS: Special Teams Tackles — (2008, 7) **Total: 7.**

CAREER HIGHS: Tackles — 19, at New England (9/27/09); **Sacks —** 1 (7x), last at Carolina (12/22/13); **Interceptions —** 1 (3x), vs.Tampa Bay (1/1/12); **Interception Returns for TD —** 1, last vs. Tampa Bay (1/1/12); **Passes Defensed —** 3, vs. Tampa Bay (12/29/13); **Forced Fumbles —** 2, vs. Cincinnati (10/24/10); **Fumble Recoveries —** 1 (3x), last at Dallas (12/23/12).

POSTSEASON

					TACKLES				INTERCEPTIONS					FUMBLES		
Year	Team	GP	GS	Tot	Solo	Asst	Sk	Yds	No	Yds	Lg	TD	PD	FF	FR	Yds
2008	Atlanta	1	0	6	5	1	0.0	0.0	0	0	0	0	0	0	0	0
2010	Atlanta	1	1	9	5	4	0.0	0.0	0	0	0	0	0	0	0	0
2011	Atlanta	1	1	12	9	3	0.0	0.0	0	0	0	0	0	0	0	0
2013	New Orleans	2	2	18	8	10	1.0	0.0	0	0	0	0	0	0	0	0
NFL Totals		**5**	**4**	**45**	**27**	**18**	**1.0**	**0.0**	**0**	**0**	**0**	**0**	**0**	**0**	**0**	**0**
Saints Totals		**2**	**2**	**18**	**8**	**10**	**1.0**	**0.0**	**0**	**0**	**0**	**0**	**0**	**0**	**0**	**0**

POSTSEASON CAREER HIGHS: Tackles — 12, at New York Giants (1/8/12); **Sacks —** 1, at Seattle (1/11/14); **Interceptions —** 0; **Passes Defensed —** 0; **Forced Fumbles —** 0; **Fumble Recoveries —** 0; **Special Teams Tackles —** 0.



41

FB

Erik LORIG

HEIGHT: 6-4 WEIGHT: 250
COLLEGE: STANFORD
JOINED SAINTS: UFA-14 (TB)
NFL EXPERIENCE: 5
BORN: 11/17/86

NFL CAREER – Converting to play both fullback and tight end midway through his rookie campaign after originally being drafted as a defensive end from Stanford, Erik Lorig appeared in 56 games for the Buccaneers the past four seasons, with 24 starts, and totaled 30 receptions for 193 yards and one touchdown while also contributing as a blocker and on special teams with 17 tackles. Lorig joins the Saints after agreeing to a four-year contract in free agency as the Saints will look to utilize him as a blocker and on special teams units. The 6-4, 250-pound bruiser started nine games, while appearing in 15, for Tampa Bay in 2013 and hauled in 11 receptions for 47 yards.

CAREER TRANSACTIONS – Agreed to terms with New Orleans Saints on a four-year contract (UFA-TB), 3/18/14; Signed to Tampa Bay active roster

from practice squad, 9/27/10; Signed to Tampa Bay practice squad, 9/18/10; Released by Tampa Bay, 9/14/10; Signed by Tampa Bay to a four-year contract, 6/18/10; Selected by Tampa Bay Buccaneers in the seventh round (253rd overall) of the 2010 NFL Draft.

2013 – Appeared in 15 games with nine starts for Tampa Bay Buccaneers and caught 11 passes for 47 yards...Declared inactive Week 1 at New York, Sept. 8…Hauled in 20-yard reception vs. Arizona, Sept. 29…Caught three passes for 14 yards at Seattle, Nov. 3…Grabbed two balls for five yards at St. Louis, Dec. 22. **2012** – Played in all 16 games with seven starts for the Buccaneers, posting 12 receptions for 83 yards and a touchdown. Served as a lead blocker for running back Doug Martin, who rushed for 1,454 yards with 11 touchdowns, breaking the team's rookie rushing record, finishing third in the NFL with 1,926 total yards from scrimmage and being selected to the Pro Bowl…Hauled in a career-high four receptions, tied for first on the team, for 21 yards in season opener vs. Carolina, Sept. 9...Posted at least one reception in four straight games from Weeks 6-9…Recorded one catch for one yard and first-career touchdown in a win at Oakland, Nov. 4…Started and caught one pass for 12 yards in a win at Atlanta, Dec. 30. **2011** – Appeared in all 16 games with seven starts serving primarily as a blocker. Recorded six receptions for 53 yards…Caught two passes for 12 yards at New Orleans, Nov. 6…Caught one pass for a career-long 22 yards at Jacksonville, Dec. 11. **2010** – Spent time on the Tampa Bay practice squad after being selected in the seventh round…Changed positions from defensive end to fullback/tight end following the team's Week 4 bye, Oct. 3…Appeared in nine games with one start and caught one pass for 10 yards. A blocker in a rushing attack that helped rookie running back LeGarrette Blount rush for 1,007 yards as Tampa Bay improved from 4-12 to 10-6…Made NFL debut at Cincinnati, Oct. 10…Started first career game at fullback vs. Carolina, Nov. 14…Hauled in first career reception for 10 yards at New Orleans, 1/2/11.

COLLEGE – Spent first two seasons at tight end for Stanford before switching to defensive end for his final three seasons in 2007. Started 25-of-29 games at defensive end and saw action in 12 games at tight end…Two-time Pac-10 All-Academic…Team co-captain and named to the Ted Hendricks Award preseason watch list as a redshirt senior. Recorded 95 tackles, 16.5 tackles for a loss and 4.5 sacks in 2009…Started all 12 games at right defensive end as a redshirt junior, finishing with 39 tackles, six tackles for loss, three sacks, two pass breakups and a forced fumble while being named All-Pac 10 Honorable Mention…Appeared in all 12 games with eight starts as a redshirt sophomore in first year as a defensive player and tallied 37 tackles, 7.5 stops for a loss and two sacks…Saw action in all 12 games primarily on special teams and as a backup tight end as a redshirt freshman in 2006 and caught three passes for 21 yards…Graduated with a degree in public policy.

PERSONAL – Earned Cal-Hi Sports, *Parade* Magazine, PrepStar and Super-Prep All-America honors as a senior for Palos Verdes Peninsula (Rolling Hills, Calif.) HS…Also two-time Cal-Hi Defensive Player of the Year…Played varsity

for three seasons and totaled 350 tackles, 19 sacks, 42 tackles for a loss, five interceptions and four defensive touchdowns while also playing at tight end and totaling 950 receiving yards and 18 touchdowns…*Associated Press* Scholar, California Scholarship Federation and Principal's Honor Roll member…Very active in the community, visiting hospital patients, singing Christmas carols to retirement home residents, teaching students the importance of health and fitness and visiting Metropolitan Ministries to prepare food and spend time with kids while in Tampa Bay…Hosted a bowling event for foster children and accompanied the Boys and Girls Club of Orlando to a theme park in June, 2010…Born Erik Lorig on November 17, 1986 in Rolling Hills, Calif.

ERIK LORIG

				RUSHING					RECEIVING				
Year	**Team**	**GP**	**GS**	**Att**	**Yds**	**Avg**	**Lg**	**TD**	**No**	**Yds**	**Avg**	**Lg**	**TD**
2010	Tampa Bay	9	1	0	0	0.0	0	0	1	10	10.0	10	0
2011	Tampa Bay	16	7	0	0	0.0	0	0	6	53	8.8	22	0
2012	Tampa Bay	16	7	0	0	0.0	0	0	12	83	6.9	16	1
2013	Tampa Bay	15	9	0	0	0.0	0	0	11	47	4.3	20	0
NFL Totals		**56**	**24**	**0**	**0**	**0.0**	**0**	**0**	**30**	**193**	**6.4**	**22**	**1**

ADDITIONAL STATISTICS: Special Teams Tackles — (2010, 4); (2011, 6); (2012, 7) **Total: 17; Kickoff Returns —** (2013, 1 ret., 6 yds., 6 lg); **Total: 1 ret., 6 yds., 6 lg.**

CAREER HIGHS: Rushes — 0; **Rushing Yards —** 0; **Long Rush —** 0; **Rushing TDs —** 0; **Receptions —** 4, vs. Carolina (9/9/12); **Receiving Yards —** 22, at Jacksonville (12/11/11); **Long Reception —** 22, at Jacksonville (12/11/11); **Receiving TDs —** 1, at Minnesota (10/25/12); **Special Teams Tackles —** 2 (4x), last at New York Giants (9/16/12).



Luke McCOWN

7

QB

HEIGHT: 6-4 WEIGHT: 217
COLLEGE: LOUISIANA TECH
JOINED SAINTS: UFA-13 (ATL)
NFL EXPERIENCE: 11
BORN: 7/12/81

NFL CAREER – Entering his 11th NFL season, McCown served as Drew Brees' backup in his first campaign in New Orleans in 2013 and held for all extra point and field goal attempts. Originally a fourth round selection (106th overall) in the 2004 NFL Draft by the Cleveland Browns, the former Louisiana Tech standout has played in 38 career games with nine starts with the Browns, the Tampa Bay Buccaneers, the Jacksonville Jaguars, the Atlanta Falcons and the Saints. He has completed 184-of-317 passes for 2,035 yards with nine touchdowns and a 68.3 rating.

CAREER TRANSACTIONS – Agreed to terms on a one-year contract, 3/26/14; Agreed to terms with Saints on a one-year contract (UFA-ATL), 4/1/13;

Signed by Atlanta Falcons to a one-year contract, 8/28/12; Released by Saints, 8/27/12; Signed a one-year contract with Saints, 6/7/12; Re-signed by Jaguars to a one-year contract, 2/28/11; Placed on Injured Reserve by Jaguars, 9/21/10; Traded to Jacksonville Jaguars by the Buccaneers for a 2010 draft pick, 9/6/09; Re-signed by Buccaneers, 2/9/09; Activated from the Physically Unable to Perform list by Buccaneers, 11/3/06; Placed on the Physically Unable to Perform list by Buccaneers, 8/29/06; Traded to Tampa Bay Buccaneers by Browns in exchange for a sixth round draft pick, 4/24/05; Signed to a five-year contract by Browns, 7/29/04; Selected in the fourth round (106th overall) of the 2004 NFL Draft by Cleveland Browns.

2013 – Appeared in all 16 regular season and both postseason contests for Saints, serving as Drew Brees' backup and holding for all PAT and field goal attempts…Threw an incomplete pass on a fake punt at Carolina, Dec. 22. **2012** – Appeared in two games for Atlanta after joining the team at conclusion of training camp, which he spent with New Orleans. Served as backup to Matt Ryan…Appeared in relief of Ryan at San Diego, Sept. 23, and vs. N.Y. Giants, Dec. 16. **2011** – Appeared in four games with two starts for Jaguars, completing 30-of-56 passes for 296 yards with four interceptions in addition to rushing seven times for 23 yards…Started opener and completed 17 passes on 24 attempts for 175 yards, also rushing five times for 10 yards vs. Tennessee, Sept. 11…Appeared in relief of Blaine Gabbert and completed seven-of-11 passes for 62 yards vs. Houston, Nov. 27. **2010** – Played in one contest, completing 11-of-19 passes for 120 yards in addition to four-yard rush at San Diego, Sept. 19, suffering season-ending knee injury at end of game. **2009** – Appeared in three games and completed one-of-three passes for two yards for Jacksonville. **2008** – Saw action in two contests for Buccaneers and attempted one pass. **2007** – Appeared in five games with three starts for Tampa Bay, completing 94-of-139 passes for 1,009 yards with five touchdowns and three interceptions for a 91.7 passer rating…Started and completed 29-of-37 passes for 313 yards with two touchdowns at New Orleans, Dec. 2…Threw for 266 yards, completing 25 passes on 38 attempts at Houston, Dec. 9…Despite not starting, completed 18-of-32 passes for 185 yards and a touchdown at San Francisco, Dec. 23…Started and completed 21 of 28 passes for 236 yards with two touchdowns vs. Carolina, Dec. 30. **2006** – Began season on Physically Unable to Perform list with a partially torn ACL suffered during offseason and did not see any action. **2005** – Inactive for first 10 weeks of season and dressed but did not play the remainder of the year. Acquired by Tampa Bay from Cleveland in a draft day trade. **2004** – Started four of the five games he appeared in for the Browns, completing 48-of-98 passes for 608 yards with four touchdowns and seven interceptions…Completed 20-of-34 passes for 277 yards with two touchdowns and two interceptions vs. New England, Dec. 5…Completed 11-of-27 passes for 108 yards vs. San Diego, Dec. 19…At Miami, Dec. 26, completed nine-of-16 passes for 161 yards with a touchdown and two interceptions.

COLLEGE – Appeared in 44 games with 43 starts at Louisiana Tech…Set school career records for completions (1,088), attempts (1,827) and passing yards

(12,994)…Threw 88 touchdowns, the eighth-most in Division I history at the time he departed…As a senior, completed 246-of-432 passes for 3,246 yards with 19 touchdowns…Completed 296-of-505 passes for 3,539 yards with 19 touchdowns as a junior…Threw for 3,655 yards with 29 touchdowns as a sophomore, completing 302-of-521 passes…As a freshman, completed 244-of-369 passes for 2,544 yards with 21 touchdowns.

PERSONAL – Attended Jacksonville (Texas) HS…Older brothers Randy and Josh both played quarterback. Randy was a starter for Texas A&M from 1997-99 and Josh played at SMU and Sam Houston State and was a third-round pick by the Arizona Cardinals in 2002, who has played for Arizona, Detroit, Oakland, Miami, Carolina, San Francisco and Chicago and signed with Tampa Bay this offseason.

LUKE McCOWN

PASSING

Year	Team	GP	GS	Att	Cmp	Pct	Yds	Yds/Att	TD	Int	Lg	Sk	Lst	Rating
2004	Cleveland	5	4	98	48	49.0	608	6.2	4	7	58t	12	122	52.6
2005	Tampa Bay	0	0	0	0	0.0	0	0.0	0	0	0	0	0	0.0
2006	Tampa Bay	0	0	0	0	0.0	0	0.0	0	0	0	0	0	0.0
2007	Tampa Bay	5	3	139	94	67.6	1,009	7.3	5	3	60	15	104	91.7
2008	Tampa Bay	2	0	1	0	0.0	0	0.0	0	0	0	0	0	39.6
2009	Jacksonville	3	0	3	1	33.3	2	0.7	0	0	2	2	7	42.4
2010	Jacksonville	1	0	19	11	57.9	120	6.3	0	0	25	0	0	76.6
2011	Jacksonville	4	2	56	30	53.6	296	5.3	0	4	26	4	38	39.0
2012	Atlanta	2	0	0	0	0.0	0	0.0	0	0	0	0	0	0.0
2013	New Orleans	16	0	1	0	0.0	0	0.0	0	0	0	0	0	39.6
NFL Totals		**38**	**9**	**317**	**184**	**58.0**	**2,035**	**6.4**	**9**	**14**	**60**	**33**	**271**	**68.3**
Saints Totals		**16**	**0**	**1**	**0**	**0.0**	**0**	**0.0**	**0**	**0**	**0**	**0**	**0**	**39.6**

RUSHING

Year	Team	Att	Yds	Avg	Lg	TD
2004	Cleveland	6	25	4.2	11	0
2005	Tampa Bay	0	0	0.0	0	0
2006	Tampa Bay	0	0	0.0	0	0
2007	Tampa bay	12	117	9.8	31	0
2008	Tampa Bay	3	15	5.0	12	0
2009	Jacksonville	0	0	0.0	0	0
2010	Jacksonville	1	4	4.0	4	0
2011	Jacksonville	7	23	3.3	9	0
2012	Atlanta	2	-3	-1.5	-1	0
2013	New Orleans	3	-4	-1.3	-1	0
NFL Totals		**31**	**181**	**5.8**	**31**	**0**
Saints Totals		**3**	**-4**	**-1.3**	**-1**	**0**

CAREER HIGHS: Attempts — 38, at Houston (12/9/07); **Completions —** 29, at Houston (12/9/07); **Completion Pct. —** 100.0 (1 for 1), at Seattle (10/11/09); **Passing Yards —** 313, at New Orleans (12/2/07); **Long Pass —** 60, at New Orleans (12/2/07); **Interceptions —** 4, at N.Y. Jets (9/18/11); **Passing TDs —** 2 (3x), last vs. Carolina (12/30/07); **Passer Rating —** 108.7, at New Orleans (12/2/07); **Rushes —** 5 (2x), last vs. Tennessee (9/11/11); **Rushing Yards —** 47, vs. Carolina (12/30/07); **Long Rush —** 31, vs. Carolina (12/30/07); **Rushing TDs —** 0.

POSTSEASON

PASSING

Year	Team	GP	GS	Att	Cmp	Pct	Yds	Yds/Att	TD	Int	Lg	Sk	Lst	Rating
2013	New Orleans	2	0	0	0	0.0	0	0.0	0	0	0	0	0	0.0
NFL Totals		**2**	**0**	**0**	**0**	**0.0**	**0**	**0.0**	**0**	**0**	**0**	**0**	**0**	**0.0**



Robert MEACHEM

17
WR

HEIGHT: 6-2 WEIGHT: 215
COLLEGE: TENNESSEE
JOINED SAINTS: FA-13
NFL EXPERIENCE: 8
BORN: 9/28/84

NFL CAREER – Meachem returned to New Orleans after playing for the San Diego Chargers in 2012 and helped the club spread the field, appearing in 15 games with five starts and recording 16 grabs for 324 yards (20.3 avg.) with two touchdowns. He's played in 92 career games with 33 starts, and has posted career totals of 171 receptions for 2,800 yards (16.4 avg.) with 27 touchdown grabs. Meachem's 16.5 yards per catch average as a Saint ranks second in club record books as he serves as an explosive element in the team's passing game with his combination of size, speed and hands.

CAREER TRANSACTIONS – Re-signed to a one-year contract, 4/18/14; Signed by New Orleans to a one-year contract, 9/3/13; Released by San Diego, 8/31/13; Signed by San Diego Chargers to a four-year contract (UFA-NO), 3/13/12; Signed to a five-year contract, 7/24/07; Drafted by Saints in the first round (27th overall) of the 2007 NFL Draft.

2013 – In re-signing with Saints following the conclusion of the preseason, played in 15 regular season games with five starts and had 16 receptions for 324 yards (20.3 avg.) with two TDs and two carries for -1 yard. Inactive for season opener vs. Atlanta, Sept. 8. Appeared in both playoff games and made one start, recording three receptions for 109 yards (36.3 avg.)…Had two receptions for 34 yards, including a 27-yard TD vs. Arizona, Sept. 22…Set season-highs in both receptions and yardage with four grabs for 93 yards, including a season-long 60-yard catch at N.Y. Jets, Nov. 3…Finished with two receptions for 78 yards vs. San Francisco, Nov. 17…had a 41-yard TD grab vs. Tampa Bay, Dec. 29…Had a 40-yard catch in NFC Wild Card Playoff at Philadelphia, 1/4/14…Started and had two catches for 69 yards, including a 52-yard grab in NFC Divisional Playoff at Seattle, 1/11/14. **2012** – Appeared in 15 games with three starts for San Diego Chargers and posted 14 catches for 207 yards with two TDs. Also had one carry for -6 yards...In Chargers debut at Oakland, Sept. 10, posted two receptions for 49 yards...Had season-high four receptions for 43 yards vs. Atlanta, Sept. 23...Started at New Orleans in return to Mercedes-Benz Superdome, Oct. 7, and had three receptions for 67 yards with two TDs. **2011** – Started eight games and appeared in all 16, making 40 receptions for 620 yards (15.5 avg.) with six TDs and carrying four times for 18 yards (4.5 avg.)…Caught five passes for 70 yards with a 30-yard TD at Green Bay, Sept. 8…Made five receptions for 51 yards with a TD vs. Houston, Sept. 25. Two-yard TD reception gave the Saints a 17-16 edge and their first advantage in a game that featured six lead changes…Hauled in four passes for 59 yards, including a 25-yard grab at Jacksonville, Oct. 2…At Atlanta, Nov. 13,

caught two passes for 69 yards that included a third quarter 33-yard TD…Made three receptions for a team-high 119 yards with a 67-yard TD vs. Detroit, Dec. 4…Set postseason career-highs in every category, making four receptions for 111 yards including a 56-yard TD in NFC Wild Card Playoff vs. Detroit, 1/7/12…Caught three passes for 18 yards in NFC Divisional Playoff at San Francisco, 1/14/12. **2010** – Appeared in all 16 games with seven starts and finished third on club in receiving with 44 catches for 638 yards with five touchdowns, leading team while averaging 14.5 yards per grab. Also had four rushes for 14 yards…Had four receptions for 57 yards at Arizona, Oct. 10, including dragging down a

WORTH NOTING

SAINTS ALL-TIME RECEIVING AVERAGE LEADERS (MIN. 100 RECEPTIONS)

	Player	Years	Rec.	Yds.	Avg.
1.	Devery Henderson	2004-12	223	4,061	18.2
2.	**Robert Meachem**	**2007– 11, 13-**	**157**	**2,593**	**16.5**
3.	Ike Harris	1978-81	104	1,710	16.4

35-yard touchdown with 1:49 left to put the Saints within three points…Finished with four receptions for 71 yards, including a 42-yard touchdown grab at Tampa Bay, Oct. 17…Had six catches for 76 yards, including a game-long 50-yard reception vs. Pittsburgh, Oct. 31…Tied a career-high with two touchdown receptions, totaling three catches for 50 yards (16.7 avg.) vs. Seattle, Nov. 21…Had only one grab on Thanksgiving at Dallas, Nov. 25, but when he got under a throw by quarterback Drew Brees for a season-long 55-yard gain with just over two minutes left, it helped set up the game-winning touchdown…Reached the century mark for the first time in 2010 at Bengals, Dec. 5, with three catches for a game-high 106 yards, including a 55-yard touchdown grab, to tie a season-long and a 42-yard reception to put New Orleans at the Cincinnati 15-yard line on the game-winning fourth quarter drive…Posted career-high 10 grabs for 101 yards at Atlanta, Dec. 27…In NFC Wild Card Playoff game at Seattle, 1/8/11, had three receptions for 29 yards and returned three kickoffs for 70 yards. **2009** – Appeared in all 16 regular season games, including seven starts, adding 45 receptions for 722 yards (16.0 avg.) and nine touchdown grabs as an integral member of the team's receiving corps in their Super Bowl XLIV championship season. Scored an additional touchdown after stripping a ball and returning it to the end zone following an interception…Caught two passes for 51 yards, including a 39-yard touchdown and averaged 24.7 yards on six kickoff returns vs. Detroit, Sept. 13…Started and caught two passes for 70 yards, including a 36-yard touchdown vs. N.Y. Giants, Oct. 18…Started in three-wideout set and hauled in five receptions for 98 yards, including a 54-yard touchdown that tied the score at end of third quarter vs. Carolina, Nov. 8…Saw significant playing time in reserve role and had a career-long 41-yard run and fourth quarter 27-yard TD grab at St. Louis, Nov. 15…Started in a three-wide receiver set and hauled in two passes – both for touchdowns – for ten yards in the first multi-score game of his career at Tampa Bay, Nov. 22…Started

in a three-wide receiver set vs. New England, Nov. 30 and posted a team-high five catches-four which went for first downs, including a pair of key third down conversions – for 69 yards with a 38-yard touchdown…Started at Washington, Dec. 6 and turned in a career-best day, catching eight passes for 142 yards, including a 53-yard touchdown that tied the score with just over a minute left in regulation to send the game to overtime. Made spectacular, alert play when he stripped the ball from Redskins safety Kareem Moore after an interception, recovered the fumble in mid-air and raced 44 yards for a touchdown. Game was his fifth straight contest with a touchdown and the second multi-score game of his career…Saw action in a reserve role at Atlanta, Dec. 13 and made four catches for 57 yards, including a 42-yard third down grab. Also gained four yards on a reverse on a key third-and-two play to keep a scoring drive alive…Started and caught two passes for 66 yards, including a 30-yard touchdown vs. Tampa Bay, Dec. 27…In NFC Championship vs. Minnesota, 1/24/10, his 12-yard catch at the Vikings 22-yard line in overtime set up game-winning field goal. **2008** – Extremely productive in the first four games he appeared in, hauling in seven passes for 235 yards and two TDs during stretch, with 12 catches for 289 yards (24.1 avg.) and three TDs overall…Made NFL debut memorable, with first pro catch a 19-yard TD at Washington, Sept. 14…Had two grabs for 86 yards at Denver, including 74-yard reception…Caught a 52-yard pass and a 47-yard TD vs. San Francisco, Sept. 28…Hauled in two passes for 31 yards vs. Minnesota, Oct. 6…Took a reverse 20 yards for touchdown at Detroit, Dec. 21…Had three catches for 36 yards and a seven-yard touchdown vs. Carolina, Dec. 28. **2007** – Declared inactive for all 16 games…Offseason knee injury slowed progress.

COLLEGE – Started 15 of 37 games in three-year career in Knoxville, tallying 125 catches for 2,140 yards (17.1 avg.) with 17 TDs…Left Tennessee as just the sixth player in school history to gain over 2,000 receiving yards and left ranked fifth in touchdown catches…Had a breakout 2006 season after posting 71 catches for a school-record 1,298 yards and 11 TDs…Earned All-American first-team honors from the Football Writers Association and *The Sporting News*…Named an All-SEC first-team pick…Gained over 100 yards receiving in six games…Played in 11 games as a sophomore in 2005, with two starts, and led team with 29 receptions for 383 yards (13.2 avg.) and two touchdowns…Played in every game in 2004 as redshirt freshman and ranked third on team with 25 receptions for team-high 459 yards (18.4 yard avg.) and four TDs…Redshirted first year after an August knee injury…Majored in Communications.

PERSONAL – All-State as senior at Booker T. Washington (Tulsa, Ok.) HS, recording 543 receiving yards and 10 TDs and rushing for 531 yards and eight touchdowns, guiding the team to 13-1 record and runner-up state championship…Played point guard on two-time state championship basketball team…Hosted Christmas toy drives in 2010 and 2011 and in 2013 hosted a toy and bike giveaway with the club and the Marines…Hosted a spring football camp in New Orleans with Baltimore Ravens WR Jacoby Jones.

ROBERT MEACHEM

		RECEIVING							RUSHING				
Year	**Team**	**GP**	**GS**	**No**	**Yds**	**Avg**	**Lg**	**TD**	**Att**	**Yds**	**Avg**	**Lg**	**TD**
2007	New Orleans	0	0	0	0	0.0	0	0	0	0	0.0	0	0
2008	New Orleans	14	3	12	289	24.1	74	3	1	20	20.0	20t	1
2009	New Orleans	16	7	45	722	16.0	54t	9	6	82	13.7	41	0
2010	New Orleans	16	7	44	638	14.5	55	5	4	14	3.5	8	0
2011	New Orleans	16	8	40	620	15.5	67t	6	4	18	4.5	8	0
2012	San Diego	15	3	14	207	14.8	46	2	1	-6	-6.0	-6	0
2013	New Orleans	15	5	16	324	20.3	60	2	2	-1	-0.5	4	0
NFL Totals		**92**	**33**	**171**	**2,800**	**16.4**	**74**	**27**	**18**	**127**	**7.1**	**41**	**1**
Saints Totals		**77**	**30**	**157**	**2,593**	**16.5**	**74**	**25**	**17**	**133**	**7.8**	**41**	**1**

ADDITIONAL STATISTICS: Kickoff Returns — (2008, 1 ret., 9 yds., 9.0 avg., 9 long); (2009, 6 ret., 148 yds., 24.7 avg., 42 long) **Total: 7 ret., 157 yds., 22.4 avg., 42 long; Forced Fumbles —** (2009, 1) **Total: 1; Fumble Recoveries —** (2009, 1) **Total: 1; Fumble Recoveries Returned for TD —** (2009, 1) **Total: 1.**

CAREER HIGHS: Receptions — 10, at Atlanta (12/27/10); **Receiving Yards —** 142, at Washington (12/6/09); **Long Reception —** 74, at Denver (9/21/08); **Receiving TDs —** 2 (3x), last at New Orleans (10/7/12); **Rushes —** 1 (11x), last vs. Tampa Bay (1/2/11); **Rushing Yards —** 41, at St. Louis (11/15/09); **Long Rush —** 41, at St. Louis (11/15/09); **Rushing TDs —** 1, at Detroit (12/21/08).

POSTSEASON

		RECEIVING							RUSHING				
Year	**Team**	**GP**	**GS**	**No**	**Yds**	**Avg**	**Lg**	**TD**	**Att**	**Yds**	**Avg**	**Lg**	**TD**
2009	New Orleans	3	0	4	25	6.3	12	0	1	4	4.0	4	0
2010	New Orleans	1	0	3	29	9.7	11	0	0	0	0.0	0	0
2011	New Orleans	2	0	7	130	18.6	56t	1	0	0	0.0	0	0
2013	New Orleans	2	1	3	109	36.3	52	0	0	0	0.0	0	0
NFL Totals		**8**	**1**	**17**	**293**	**17.2**	**56t**	**1**	**1**	**4**	**4.0**	**4**	**0**

ADDITIONAL POSTSEASON STATISTICS: Kickoff Returns — (2010, 3 ret., 70 yards, 23.3 avg., 27 long) **Total: 3 ret., 70 yards, 23.3 avg., 27 long.**

POSTSEASON CAREER HIGHS: Receptions — 4, vs. Detroit (1/7/12); **Receiving Yards —** 111, vs. Detroit (1/7/12); **Long Reception —** 56t, vs. Detroit (1/7/12); **Receiving Touchdowns —** 1, vs. Detroit (1/7/12); **Rushes —** 1, vs. Arizona (1/16/10); **Rushing Yards —** 4, vs. Arizona (1/16/10); **Long Rush —** 4, vs. Arizona (1/16/10); **Rushing Touchdowns —** 0.

Joseph MORGAN

13

WR

HEIGHT: 6-1 WEIGHT: 184
COLLEGE: WALSH
JOINED SAINTS: FA-11
NFL EXPERIENCE: 4
BORN: 3/23/88

NFL CAREER – In 2014, Morgan will look to rebound from a torn ACL suffered in 2013 training camp and re-establish himself as the dangerous deep threat that he developed into in his first full season on the field in 2012. While appearing in 14 games with five starts, the former undrafted free agent from Walsh University in his hometown of Canton, Ohio hauled in 10 passes for 379 yards (37.9 avg.) and three touchdowns, while serving in the wide receiver rotation.

CAREER TRANSACTIONS – Re-signed to a one-year contract, 3/18/14; Placed on Injured Reserve (knee), 8/27/13; Placed on Injured Reserve (knee), 9/3/11; Signed by Saints as an undrafted free agent to a three-year contract, 7/27/11.

2013 – Suffered a torn ACL during a training camp scrimmage that required surgery and missed the entire season. **2012** – Appeared in 14 games with five starts at wide receiver and registered 10 receptions for 379 yards (37.9 avg.) and three touchdowns…Posted the first reception of his NFL career for a five-yard gain at Carolina, Sept. 16…Caught an 80-yard touchdown pass, earning his first score and longest reception, at Green Bay, Sept. 30…Recorded an acrobatic 48-yard touchdown reception at Tampa Bay, Oct. 21…Made first career start vs. Philadelphia, Nov. 5…Started and registered career-highs in receptions (two) and yards (106) at New York Giants, Dec. 9…Hauled in two passes for 61 yards and a touchdown vs. Tampa Bay, Dec. 16. **2011** – Prior to suffering a season-ending knee injury, Morgan had opened eyes in the preseason, recording two catches for 77 yards, including a 56-yard touchdown, returning six punts for 107 yards (17.8 avg.), including a 78-yard return for a touchdown, as well as a 26-yard kickoff return.

COLLEGE – Played final two college seasons at Walsh University in hometown of Canton, Ohio after spending his first two campaigns at Illinois and had 79 catches for 1,317 yards (16.7 avg.) with nine TDs…As a senior in 2010, had 41 receptions for 653 yards (15.9 avg.) with five TDs to lead team in all receiving categories…As a junior, had 38 catches for 664 yards with four TDs… Also competed in the long jump at Walsh…Caught four passes for 47 yards in two seasons at Illinois…Majored in liberal arts.

PERSONAL – Prepped at McKinley (Canton, Ohio) HS…Was among a contingent of Saints who visited Gretna Middle School in November, 2012, as part of the NFL's PLAY 60 Super School contest, speaking to students about the importance of good health and leading them in fitness activities…Joseph Christopher Morgan was born March 23, 1988 in Canton, Ohio.

JOSEPH MORGAN

				RECEIVING				
Year	**Team**	**GP**	**GS**	**No**	**Yds**	**Avg**	**Lg**	**TD**
2011	New Orleans			INJURED RESERVE				
2012	New Orleans	14	5	10	379	37.9	80t	3
2013	New Orleans			INJURED RESERVE				
NFL Totals		**14**	**5**	**10**	**379**	**37.9**	**80t**	**3**

ADDITIONAL STATISTICS: Rushing — 1 att., 1 yd., 1 long in 2012.

CAREER HIGHS: Receptions — 2 (2x), last vs. Tampa Bay (12/16/12); **Receiving Yards —** 106, at New York Giants (12/9/12); **Long Reception —** 80t, at Green Bay (9/30/12); **Receiving TDs —** 1 (3x), last vs. Tampa Bay (12/16/12).



Thomas MORSTEAD

6
P

HEIGHT: 6-4 WEIGHT: 235
COLLEGE: SOUTHERN METHODIST
JOINED SAINTS: D5-09
NFL EXPERIENCE: 5
BORN: 3/8/86

NFL CAREER – The club's fifth round draft choice in 2009 from SMU, Morstead has been a weapon in the field position game with his strong leg, outstanding placement abilities and booming kickoffs. In his five years, he has a gross average of 47.1 on 296 punts with a 40.7 net and 97 punts inside the 20-yard line, while also booming 202 kickoffs in the end zone for touchbacks. In 2013 Morstead finished fifth in the NFC and eighth in the NFL in gross (46.9) and second in the conference and third in the league in net (42.3). He was tied for second in the NFC and fourth in the NFL with 52 touchbacks on kickoffs.

CAREER TRANSACTIONS – Agreed to terms on a six-year contract extension, 7/26/12; Signed to a four-year contract, 7/30/09; Selected in the fifth round (164th overall) of 2009 NFL Draft.

HONORS – **2012:** Pro Bowl; *Associated Press* second-team All-Pro; *Sports Illustrated* and NFL.com All-Pro; **2011:** *USA Today* All-Joe; **2009:** NFC Special Teams Player of the Week (Week 11); NFC Special Teams Player of the Week (Week 17).

2013 – Posted a gross punting average of 46.9, ranked fifth in the NFC and eighth in the NFL and a net average of 42.3, second in the conference and fourth in the league. His 52 touchbacks on kickoffs tied for second in the NFC and fourth in the NFL. Also recorded a special teams tackle. In two postseason games, had a 37.1 gross average and a 32.3 net with one kickoff sailing into the end zone for a touchback…Averaged 49.3 yards on three punts, including two inside the 20 in season opener vs. Atlanta, Sept. 8. Also, all six of his kickoffs sailed in the end zone for touchbacks…Placed season-high four of his punts inside the 20 at Tampa Bay, Sept. 15…Recorded a 49.5 gross average and 45.8 net average vs. Arizona, Sept. 22…Averaged 47.3 yards on three punts, including a net of 45.7 and one inside the 20 vs. Miami, Sept. 30. Also placed six of his seven kickoffs in the end zone, with five resulting touchbacks…Recorded touchbacks on all six of his kickoffs vs. Buffalo, Oct. 27…Had a gross average of 51.3 on three punts and a net of 43.7, including one inside the 20 vs. San Francisco, Nov. 17. Also recorded touchbacks on all five of his kickoffs…Averaged 49.5 yards on four punts, including a net of 42.0, in win at Atlanta, Nov. 21…Averaged 49.0 yards on six punts, including a net of 46.2 at Seattle, Dec. 2…Averaged 53.5 yards on two punts with a 50.0 net at St. Louis, Dec. 15…Punted seven times for 340 yards (48.6 gross) with a 42.9 net at Carolina, Dec. 22. **2012** – Posted a gross punting average of 50.1, which ranked first in the NFC and second in the NFL and a net punting average of

43.2, which ranked second in both conference and league. Both totals were franchise records and his net was the fourth-highest single-season total in NFL record books. His 45 touchbacks on kickoffs tied for third in NFC and sixth in NFL. Added two special teams tackles. Selected to Pro Bowl…In opener vs. Washington, Sept. 9, averaged 55.6 gross on five punts, while posting a season-high 48.8 net average, also sending four kickoffs for touchbacks…Recorded a season-high 55.8 gross average, including a career-long 70-yard punt vs. Kansas City, Sept. 23…Posted four punts for 205 yards (51.3 gross), including a 47.5 net and two punts downed inside the 20-yard line and four touchbacks on kickoffs at Tampa Bay, Oct. 21…Dropped season-high four punts inside the 20-yard line at Denver, Oct. 28 on eight punts for a total of 413 yards (51.6 gross)…Booted a season-high six touchbacks on kickoffs vs. Atlanta, Nov. 11, while also posting 50.0 gross and 48.2 net punting averages. **2011** – Appeared in all 16 games, finishing with 46 punts for 2,224 yards with a then-franchise record 48.3 gross average (43.1 net), with 13 punts inside the 20-yard line. Net average was then ranked third in NFL single-season record books (now fifth). Finished ranked second in the NFC and fourth in the NFL in gross average and second in both the conference and the league in net. Set an NFL record with 68 touchbacks on kickoffs. Appeared in both playoff games and punted five times for 227 yards (45.4 gross, 43.6 net), dropping two inside the 20-yard line and a long of 60, while nine of his 13 kickoffs went for touchbacks…In opener at Green Bay, Sept. 8, punted two times for 98 yards (49.0 gross)…Averaged 45.8 yards (46.6 net) on five punts totaling 229

PUNTING LEADER

Morstead's established himself as one of the most productive punters in NFL history through his five seasons after being picked by the club in the fifth round of the 2009 NFL Draft. He's the team's all-time leader in both gross (47.1) and net average (40.7). Morstead's 43.2 net average in 2012 ranked fifth all-time in NFL record books.

HIGHEST SINGLE SEASON NET PUNTING AVERAGE, NFL HISTORY (COMPILED BY NFL SINCE 1976)

	Player	Avg.
1.	Johnny Hekker, StL (2013)	44.2
2.	Andy Lee, SF (2011)	43.99
3.	Shane Lechler, Oak (2009)	43.85
4.	Andy Lee, SF (2012)	43.24
5.	**Thomas Morstead, NO (2012)**	**43.19**

HIGHEST GROSS PUNTING AVERAGE, SAINTS TEAM HISTORY

	Player	Avg.
1.	**Thomas Morstead, 2009-**	**47.1**
2.	Mark Royals, 1997-98	45.8
3.	Mitch Berger, 2003-05	43.7

HIGHEST NET PUNTING AVERAGE, TEAM HISTORY (COMPILED BY NFL SINCE 1976)

	Player	Avg.
1.	**Thomas Morstead, 2009-**	**40.7**
2.	Tommy Barnhardt, 1987-99	35.8
3.	Brian Hansen, 1984-88	35.3

yards vs. Chicago, Sept. 18…Punted three times for 148 yards (49.3 gross, 47.7 net) vs. Houston, Sept. 25…Totaled 220 yards on four punts (55.0 gross) at Tampa Bay, Oct. 16…Punted a season-high six times for 282 yards and placed three punts inside the 20-yard line at St. Louis, Oct. 30…Punted five times for 202 yards (40.4 gross) and tied what was then a career-long with a 64-yard punt at Atlanta, Nov. 13…Punted four times for 179 yards and placed two punts inside the 20 yard line vs. Detroit, Dec. 4…Averaged 49.8 yards on five punts for a total of 249 yards at Tennessee, Dec. 11…Sent six-of-seven kickoffs into the end zone for five touchbacks in NFC Wild Card Playoff game vs. Detroit, 1/7/12…Punted five times for 227 yards (45.4 avg.) with two punts inside the 20-yard line in NFC Divisional Playoff game at San Francisco, 1/14/12. **2010** – Appeared in all 16 regular season games, finishing with 57 punts for 2,188 yards for a then-club-record 45.9 gross average (38.4 net), with 21 downed inside the 20-yard line. 10 of his kickoffs went for touchbacks. Added one special teams tackle. Ranked third in the NFC and sixth in the NFL in gross average and fifth in the conference in net…In NFC Wild Card Playoff at Seattle, 1/8/11, punted four times for a 47.8 gross average (44.8 net) with a long of 55 yards…In NFL season opener vs. Minnesota, Sept. 9, punted five times for an average of 43.2 yards, with a long of 58, two downed inside the 20-yard line, also with a touchback on a kickoff…Averaged 46.7 yards on six punts, putting four inside the 20-yard line and reaching touchbacks on two of his kickoffs at San Francisco, Sept. 20…Averaged a 53.3 gross on three punts vs. Carolina, Oct. 3…Punted four times for 204 yards (51.0 gross), with a long of 56, pinning one at the Browns two-yard line vs. Cleveland, Oct. 24…Dropped three of his punts inside the 20-yard line vs. Pittsburgh, Oct. 31…Averaged 46.4 yards on five punts, landing three inside the 20-yard line, including a 63-yard punt to pin the Panthers inside their own ten-yard line at Carolina, Nov. 7…Hit a 64-yarder, punting twice for an average of 60.0 yards (53.5 net) on Thanksgiving Day at Dallas, Nov. 25, setting career-highs in both gross and net averages…Averaged 45.3 yards on seven punts with a 41.6 net and had two kickoffs go for touchbacks at Atlanta, Dec. 27. **2009** – Played in all 16 regular season games, finishing with a 43.6 gross average and 36.0 net on 58 punts, with 18 downed inside the 20-yard line. Also handled kickoff chores for 15 games and put 58 of 99 kicks into the end zone with 27 going for touchbacks, the fourth-highest NFL total. Named NFC Special Teams Player of the Week twice, the only Saints punter to receive the honor two times in a season and joined Reggie Bush as the only other rookie to earn conference weekly honors twice. In postseason, had a 47.5 gross average and an NFL-leading 44.8 net average on 13 punts, pinning opponents six times inside their 20-yard line. NFL-high six of 19 kickoffs were touchbacks…Punted twice in NFL debut vs. Detroit, Sept. 13, averaging 48 yards per kick and put six of his eight kickoffs into the end zone, three resulting in touchbacks…Averaged 52 yards gross and 50.3 net on three punts at Philadelphia, Sept. 20, including 60-yarder, putting one inside the Eagles 20-yard line…Put a pair of punts inside the 20-yard line and knocked all five kickoffs into the end zone with four touchbacks vs. N.Y. Jets, Oct. 4…On four punts vs. N.Y. Giants, Oct. 18, averaged 45 yards and made his first career tackle with a touchdown-saving stop on kickoff coverage…Punted three times vs. Carolina, Nov. 8, averaging 38.7 yards with his last punt downed at two-yard line with defensive lineman Anthony Hargrove causing a fumble he returned for a TD on next play. Also had two

touchbacks…Turned in an outstanding performance at Tampa Bay, Nov. 22, resulting in his first career NFC Special Teams Player of the Week honors, dropping two punts inside the five-yard line and averaging 48.8 gross and 46.0 net on four punts. Put six of his seven kickoffs into the end zone, with four going for touchbacks…Averaged 43.3 yards on three punts and also knocked all seven of his kickoffs into the end zone with four touchbacks vs. New England, Nov. 30…Averaged 50.3 yards on his four punts with a long of 57 vs. Dallas, Dec. 19…Became second Saints punter in club history to capture NFC Special Teams Player of the Week twice, the first to do so in the same season, when he punted nine times for 46.3 gross and 42.3 net averages as seven of his kicks landed inside the 20-yard line, four inside the 10, at Carolina, 1/3/10…Had postseason club record 66-yard punt and put seven of eight kickoffs in end zone with three for touchbacks in NFC Divisional Playoff vs. Arizona…Punted seven times for 51.3 gross and 49.1 net averages, dropping four inside the 20 and putting three kickoffs in end zone for touchbacks in NFC Championship vs. Minnesota…In Super Bowl XLIV, punted twice for a 44-yard gross and net average with one downed at the six-yard line and successfully executed an onside kick at the start of the second half that was recovered and led to a TD.

COLLEGE – Four-year letterman at SMU, handling both punting and placekicking duties for the Mustangs…Averaged 43.4 yards on 166 career punts, including 59 downed inside the 20-yard line…Finished ranked fifth in Mustangs history with 217 points – including school-record streak of 78-straight PATs…Earned honorable mention All-Conference USA honors as a senior after averaging 41.8 yards on 59 punts (2,465 yards) with 20 downed inside the 20-yard line…As a junior, earned All-Conference USA first-team, leading the conference and ranking eighth in the nation with a 44.6 yard gross average that ranked third all-time in school record books on 57 punts, including 21 inside the 20-yard line…All-Conference USA third-team choice, Academic All-C-USA pick and recipient of SMU's Special Teams Award as a sophomore in 2006…Redshirted as a freshman in 2005…Mechanical engineering major.

PERSONAL –Attended Pearland (Texas) HS, where he received second-team All-District honors and was named Brazoria County Special Teams MVP as a senior, serving as both the kicker and punter…Also lettered in soccer and was a member of the National Honor Society, adding Academic All-State honors…In support of the annual St. Baldrick's Foundation fundraiser, Morstead had his hair, which had not been cut since 2011 training camp, shaved in 2013 to help raise $130,000 for children's cancer research…Has participated in the club's "Random Acts of Kindness" tour, handing out gift cards and prizes at Chevron, Verizon, McDonalds and local Schools…Visited John James Audubon Elementary School in Kenner in 2012 to lead a pep rally celebrating the school's first place win in the NFL's Fuel Up to Play 60 "Top That!" Rotolo's Pizza Recipe Contest…In 2013 participated with his teammates in a Thanksgiving turkey giveaway at the Dryades YMCA and a team Christmas bike and toy giveaway with the Marines at the practice facility…Launched his "What You Give Will Grow" foundation in the offseason with the mission of supporting causes, organizations, small businesses, artists and musicians.

THOMAS MORSTEAD

							Punting						Kickoffs		
Year	**Team**	**G**	**No**	**Yds**	**Avg**	**Ret**	**Yds**	**Net**	**TB**	**In 20**	**LG**	**Blk**	**KO**	**In EZ**	**TB**
2009	New Orleans	16	58	2,528	43.6	25	358	36.0	4	18	60	0	101	59	27
2010	New Orleans	16	57	2,618	45.9	26	310	38.4	6	21	64	0	49	26	10
2011	New Orleans	16	46	2,224	48.3	19	118	43.1	4	13	64	1	104	92	68
2012	New Orleans	16	74	3,707	50.1	31	391	43.2	6	20	70	0	88	72	45
2013	New Orleans	16	61	2,859	46.9	24	180	42.3	5	25	61	0	87	73	52
NFL Totals		**80**	**296**	**13,936**	**47.1**	**125**	**1,357**	**40.7**	**25**	**97**	**70**	**1**	**429**	**322**	**202**

ADDITIONAL STATISTICS: Special Teams Tackles — (2009, 1); (2010, 1); (2012, 2); (2013, 1) **Total: 5.**

CAREER HIGHS: Punts — 9, at Carolina (1/3/10); **Most Yards —** 417, at Carolina (1/3/10); **Gross Avg. —** 60.0, at Dallas (11/25/10); **Net Avg. —** 53.5, at Dallas (11/25/10); **Most Punts Inside the 20 —** 7, at Carolina (1/3/10); **Long Punt —** 70, vs. Kansas City (9/23/12); **Kickoff Touchbacks —** 9, vs. Indianapolis (10/23/11); **Special Teams Tackles —** 2, at New York Giants (12/9/12).

POSTSEASON

							Punting						Kickoffs		
Year	**Team**	**G**	**No**	**Yds**	**Avg**	**Ret**	**Yds**	**Net**	**TB**	**In 20**	**LG**	**Blk**	**KO**	**In EZ**	**TB**
2009	New Orleans	3	13	618	47.5	4	15	44.8	1	6	66	0	19	13	6
2010	New Orleans	1	4	191	47.8	1	12	44.8	0	0	55	0	5	0	0
2011	New Orleans	2	5	227	45.4	3	29	39.6	0	2	60	0	13	11	9
2013	New Orleans	2	7	260	37.1	2	34	32.3	0	3	55	0	8	6	1
NFL Totals		**8**	**29**	**1,296**	**44.7**	**10**	**90**	**40.9**	**1**	**11**	**66**	**0**	**45**	**30**	**16**

POSTSEASON CAREER HIGHS: Punts — 7, vs. Minnesota (1/24/10); **Most Yards —** 359, vs. Minnesota (1/24/10); **Gross Avg. —** 51.3, vs. Minnesota (1/24/10); **Net Avg. —** 49.1, vs. Minnesota (1/24/10); **Most Punts Inside the 20 —** 4, vs. Minnesota (1/24/10); **Long Punt —** 66, vs. Arizona (1/16/10); **Kickoff Touchbacks —** 5, vs. Detroit (1/7/12); **Special Teams Tackles —** 0.

Cheta OZOUGWU

99
OLB

HEIGHT: 6-2 WEIGHT: 255
COLLEGE: RICE
JOINED SAINTS: FA-14
NFL EXPERIENCE: 3
BORN: 11/18/88

NFL CAREER – Ozougwu is a third-year veteran who will compete for a roster spot at the outside linebacker position and on special teams. He's played in nine games recording four tackles (three solo), one sack, one forced fumble and five special teams stops with the Chicago Bears from 2012-13.

CAREER TRANSACTIONS – Signed by Saints, 5/19/14; Waived by Chicago, 4/15/14; Signed by Chicago to active roster, 11/16/13; Signed by Chicago to practice squad, 9/24/13; Waived by Chicago, 9/1/13; Signed by Chicago to a reserve/future contract, 1/2/13; Waived by Chicago, 12/28/12; Signed by Chicago Bears to a one-year contract, 5/11/12; Waived by Houston, 9/12/11; Signed by Houston to a four-year contract, 7/31/11; Selected by Houston

Texans in the seventh round (254th overall) of the 2011 NFL Draft.

2013 – Played in seven games for Chicago, posting one tackle, one sack, a forced fumble and five special teams stops (four solo)…Recorded first career sack and forced fumble against Baltimore, Nov. 17. **2012** – Played in two games for the Bears recording three solo tackles and one tackle for a loss…Set a career high for tackles (three) and recorded first career stop for loss against the Packers, Dec. 16. **2011** – Spent training camp with Houston.

COLLEGE – Started 44-of-46 games for Owls, recording 197 tackles (120 solo), 26 tackles for loss, 11 sacks, four forced fumbles, a fumble recovery and three passes defensed…As a senior, recorded 54 tackles (32 solo), six tackles for a loss, three sacks, three forced fumbles and two passes defensed…As a junior, earned All-Conference USA honors from the league's coaches after recording 61 tackles (37 solo), 10.5 tackles for a loss, 4.5 sacks, one fumble recovery and two passes defensed…Majored in economics.

PERSONAL – Attended Alief Taylor (Houston, Texas) HS…Selected as All-District 18-5A and All-Greater Houston…Also earned academic All-District honors…Selected to play in the 2007 Bayou Bowl…Lettered in basketball and track as well…Plays the piano…Born Nov. 18, 1988 in Houston, Texas.

CHETA OZOUGWU

				TACKLES				INTERCEPTIONS					FUMBLES		
Year	Team	GP	GS	Tot	Solo	Asst	Sk	Yds	No	Yds	Lg	TD	PD	FF	FR	Yds
2012	Chicago	2	0	3	3	0	0.0	0.0	0	0	0	0	0	0	0	0
2013	Chicago	7	0	1	0	1	1.0	7.0	0	0	0	0	0	1	0	0
NFL totals		**9**	**0**	**4**	**3**	**1**	**1.0**	**7.0**	**0**	**0**	**0**	**0**	**0**	**1**	**0**	**0**

ADDITIONAL STATISTICS: Special Teams Tackles — (2013, 5) **Total: 5**

CAREER HIGHS: Tackles — 3, vs. Green Bay (12/16/12); **Sacks —** 1, vs. Baltimore (11/17/13); **Interceptions —** 0; **Longest Interception —** 0; **Passes Defensed —** 0; **Forced Fumbles —** 1, vs. Baltimore (11/17/13); **Fumble Recoveries —** 0.

Kevin REDDICK

52

ILB

HEIGHT: 6-1 WEIGHT: 246
COLLEGE: NORTH CAROLINA
JOINED SAINTS: FA-13
NFL EXPERIENCE: 2
BORN: 12/28/89

NFL CAREER – Signed as a free agent following the 2013 NFL Draft out of the University of North Carolina, Reddick proved his worth with his inspired play on special teams, where he led the club with 13 tackles and added one forced fumble. His energetic nature also carried over to the defense, where he

made two stops. In 2014, Reddick will continue to be an integral part of the Saints special teams coverage units while continuing to compete for playing time at inside linebacker.

CAREER TRANSACTIONS – Agreed to terms with New Orleans as an undrafted free agent, 4/28/13.

2013 – Appeared in all 16 regular season games and both postseason contests. In the regular season, led the club with 13 special teams tackles, adding one forced fumble on coverage and two defensive tackles (one solo)…In his NFL debut in the season opener vs. Atlanta, Sept. 8, saw action on defense and special teams, earning one tackle apiece in each unit…Had a big game on special teams vs. Arizona, Sept. 22, when he posted a career-high three tackles and one forced fumble…Made his NFL postseason debut in NFC Wild Card Playoff at Philadelphia, 1/4/14 and saw action on defense and special teams, recording one coverage tackle, his only stop in the playoffs.

COLLEGE – In four years at North Carolina, was two-time team captain and three-year starter and saw action in 50 games with 43 starts at middle linebacker…Registered 275 tackles, 8.5 sacks, 36 stops for a loss, a pair of interceptions with one returned for a touchdown, 16 passes defensed, two forced fumbles and one fumble recovery…A first-team All-Atlantic Coast selection by the league's coaches and the ACSMA when he notched a team-high 85 tackles (49 solo) with a league-leading 18.5 tackles for a loss, 6.5 sacks, six passes defensed and two forced fumbles in his senior season…In 2011, posted 71 tackles (39 solo) with six tackles for a loss, one sack, four passes defensed and one forced fumble…In 2010, one of only two UNC players to start all 13 games and led team with 74 tackles (48 solo) with six tackles for a loss, one sack, two interception returns with one for a touchdown and five passes defensed…Majored in exercise and sports science.

PERSONAL – Prior to attending Hargrave Military Academy for a post-graduate year in 2008, was a two-way standout at New Bern (N.C.) HS, where he was named the Coastal Conference Defensive Player of the Year as a senior, earning first-team All-State honors at linebacker, as well as All-Conference and All-Area his final two years…Compiled 189 tackles, eight sacks, six forced fumbles and four blocked punts as a senior, while rushing for 163 yards and six touchdowns at fullback, as he earned Offensive MVP honors in the state Class 4-AA finals after scoring two touchdowns…Participated in both the club's Thanksgiving turkey giveaway at the Dryades YMCA and also donated 300 turkeys to New Bern residents…Visited students at St. Clement of Rome School in Metairie as part of the Rotolo's literacy program to promote reading…Visited enlisted military at the Naval Air Station, Joint Reserve Base in Belle Chasse…Born Kevin Bernard Reddick, on December 28, 1989 in New Bern, N.C.

KEVIN REDDICK

					TACKLES				INTERCEPTIONS					FUMBLES		
Year	Team	GP	GS	Tot	Solo	Asst	Sk	Yds	No	Yds	Lg	TD	PD	FF	FR	Yds
2013	New Orleans	16	0	2	1	1	0.0	0.0	0	0	0	0	0	0	0	0
NFL totals		**16**	**0**	**2**	**1**	**1**	**0.0**	**0.0**	**0**	**0**	**0**	**0**	**0**	**0**	**0**	**0**

ADDITIONAL STATISTICS: Special Teams Tackles — (2013, 13) **Total: 13; Special Teams Forced Fumbles —** (2013, 1) **Total: 1.**

CAREER HIGHS: Tackles — 1 (2x), last at New England (10/13/13); **Sacks —** 0; **Interceptions —** 0; **Long Interception Return —** 0; **Int. Ret. for TD —** 0; **Passes Defensed —** 0; **Forced Fumbles —** 0; **Fumble Recoveries —** 0; **Special Teams Tackles —** 3, vs. Arizona (9/22/13); **Special Teams Forced Fumbles —** 1, vs. Arizona (9/22/13).

POSTSEASON

					TACKLES				INTERCEPTIONS					FUMBLES		
Year	Team	GP	GS	Tot	Solo	Asst	Sk	Yds	No	Yds	Lg	TD	PD	FF	FR	Yds
2013	New Orleans	2	0	0	0	0	0.0	0.0	0	0	0	0	0	0	0	0
NFL totals		**2**	**0**	**0**	**0**	**0**	**0.0**	**0.0**	**0**	**0**	**0**	**0**	**0**	**0**	**0**	**0**

ADDITIONAL POSTSEASON STATISTICS: Special Teams Tackles — (2013, 1) **Total: 1.**

POSTSEASON CAREER HIGHS: Tackles — 0; **Sacks —** 0; **Interceptions —** 0; **Int. Ret for TD —** 0; **Passes Defensed —** 0; **Forced Fumbles —** 0; **Fumble Recoveries —** 0; **Special Teams Tackles —** 1, at Philadelphia (1/4/14).

29

RB

Khiry ROBINSON

HEIGHT: 6-0 WEIGHT: 220
COLLEGE: WEST TEXAS A&M
JOINED SAINTS: FA-13
NFL EXPERIENCE: 2
BORN: 12/28/89

NFL CAREER – After making the club's opening day roster as an unheralded, undrafted free agent out of West Texas A&M following a tryout at the club's rookie camp and an impressive preseason, Khiry Robinson made a significant contribution to the Saints running game as he carried 54 times for 224 yards with one touchdown in the regular season and then rushed 21 times for 102 yards with one touchdown in the postseason.

CAREER TRANSACTIONS – Signed by Saints, 5/13/13.

2013 – Originally signed following after participating on a tryout basis at the club's post-draft rookie camp, played in 10 games in the regular season and had 54 carries for 224 yards (4.1 avg.) with one touchdown and two special teams tackles, following a preseason where he led the club in rushing and receiving and led the league in rushing and total yards from scrimmage (331) when he carried 49 times for 228 yards (4.7 avg.) and posted 11 receptions for 103 yards (9.4 avg.). Played in both postseason contests with one start as he split lead back duties with Mark Ingram, carrying 21 times for 102 yards with one touchdown and a 13-

yard reception…After being inactive for the first two contests, made his NFL debut vs. Arizona, Sept. 22, when he carried four times for 38 yards…Carried 12 times for 37 yards and added a special teams tackle vs. Miami, Sept. 30…Saw action at running back and rushed seven times for a career-high and team-best 53 yards with his first career touchdown on a one-yard rush at New England, Oct. 13…Also inactive for contests at New York Jets, Nov. 3, vs. Dallas, Nov. 10, vs. San Francisco, Nov. 17 and at Seattle, Dec. 2…In regular season finale vs. Tampa Bay, Dec. 29, rushed 12 times for 50 yards, including a career-long 25-yard run…Made his postseason debut in NFC Wild Card Playoff at Philadelphia, 1/4/14 and carried eight times for 45 yards, including rushing three times for 22 yards to kill the clock and move into the field goal range on the final game-winning drive…Received his first career NFL start in NFC Divisional Playoff at Seattle, 1/11/14, when he rushed 13 times for 57 yards with one touchdown, leading team in rushes, rushing yards and rushing TDs. Also had a 13-yard reception.

COLLEGE – In two seasons at West Texas A&M after transferring from Blinn (Texas) Junior College, rushed for 2,290 yards and 26 touchdowns and caught 60 passes for 612 yards and six touchdowns…In 2012, named to the D2Football.com All-America team and was recognized as first-team All-Conference as he led the Buffaloes and Lone Star Conference with a school-record 1,621 yards on the ground with 15 touchdowns while also adding 38 receptions for 430 yards and four touchdowns…In 2011, carried 103 times for 669 yards and 11 touchdowns while also catching 22 passes for 182 yards and two scores…Majored in sports & exercise science.

PERSONAL – Prepped at Belton (Texas) HS, earning All-District and All-Centex honors…Also lettered in track & field...Participated in a team Christmas bike and toy giveaway with the Marines at the practice facility…Born December 28, 1989.

KHIRY ROBINSON

				RUSHING					RECEIVING				
Year	**Team**	**GP**	**GS**	**Att**	**Yds**	**Avg**	**Lg**	**TD**	**No**	**Yds**	**Avg**	**Lg**	**TD**
2013	New Orleans	10	0	54	224	4.1	25	1	0	0	0.0	0	0
NFL Totals		**10**	**0**	**54**	**224**	**4.1**	**25**	**1**	**0**	**0**	**0.0**	**0**	**0**

ADDITIONAL STATISTICS: Special Teams Tackles — (2013, 2) **Total: 2.**

CAREER HIGHS: Rushes — 12, vs. Miami (9/30/13); **Rushing Yards —** 53, at New England (10/13/13); **Long Rush —** 25, vs. Tampa Bay (12/29/13); **Rushing TDs —** 1, at New England (10/13/13); **Receptions —** 0; **Receiving Yards —** 0; **Long Reception —** 0; **Receiving TDs —** 0; **Special Teams Tackles —** 1 (2x), last at St. Louis (12/15/13).

POSTSEASON

				RUSHING					RECEIVING				
Year	**Team**	**GP**	**GS**	**Att**	**Yds**	**Avg**	**Lg**	**TD**	**No**	**Yds**	**Avg**	**Lg**	**TD**
2013	New Orleans	2	1	21	102	4.9	17	1	1	13	13.0	13	0
NFL Totals		**2**	**1**	**21**	**102**	**4.9**	**17**	**1**	**1**	**13**	**13.0**	**13**	**0**

POSTSEASON CAREER HIGHS: Rushes — 13, at Seattle (1/11/14); **Rushing Yards —** 57, at Seattle (1/11/14); **Long Rush —** 17, at Seattle (1/11/14); **Rushing TDs —** 1, at Seattle (1/11/14); **Receptions —** 1, at Seattle (1/11/14); **Receiving Yards —** 13, at Seattle (1/11/14); **Long Reception —** 13, at Seattle (1/11/14); **Receiving TDs —** 0; **Total Yards From Scimmage —** 70, at Seattle (1/11/14).

Patrick ROBINSON

21
CB

HEIGHT: 5-11 WEIGHT: 191
COLLEGE: FLORIDA STATE
JOINED SAINTS: D1-10
NFL EXPERIENCE: 5
BORN: 9/7/87

NFL CAREER – Possessing an impressive combination of the speed needed to keep up with the fastest wideouts and outstanding ball skills, this 2010 first round draft pick has recorded 145 tackles (118 solo), seven interceptions, one returned for a touchdown, 35 passes defensed, six special teams tackles and two blocked kicks after starting 27-of-44 games played in the regular season in his first four campaigns. Recovered from a knee injury suffered in week two of the 2013 campaign, Robinson will compete for playing time in the Saints secondary.

CAREER TRANSACTIONS – Placed on Injured Reserve, 9/18/13; Signed to a five-year contract, 7/30/10; Selected by Saints in the first round (32nd overall) of the 2010 NFL Draft.

2013 – Played in the first two games of the season, recording two solo tackles in opener vs. Atlanta, Sept. 8, before suffering a season-ending knee injury in the contest the following week at Tampa Bay, Sept. 15. **2012** – Appeared in and started all 16 games for the first time and had a career-high 64 tackles (54 solo), one sack, three interceptions, one returned for a touchdown, 17 passes defensed and one forced fumble. Set career-highs in tackles, sacks, interception returns for a touchdown and forced fumbles…Dropped QB Robert Griffin III for a nine-yard loss in opener vs. Washington, Sept. 9…Picked off QB Aaron Rodgers in the third quarter at Green Bay, Sept. 30…Tied his career-high with nine tackles (seven solo) vs. San Diego, Oct. 7…Had two solo tackles, one pass defensed and one forced fumble at Denver, Oct. 28…Gave the Saints a first quarter 7-0 lead they would not relinquish vs. Philadelphia, Nov. 5, when he intercepted QB Michael Vick and returned it 99 yards for a touchdown, tied for the longest in franchise history…Intercepted QB Colin Kaepernick vs. San Francisco, Nov. 25. **2011** – Played in 15 games with seven starts and registered 54 tackles (42 solo), four interceptions, and 15 passes defensed. Contributed on special teams with two tackles, a blocked FG and a blocked PAT… Tied a season-high with six tackles (three solo) vs. Houston, Sept. 25… Recorded first career interception when he picked off QB Blaine Gabbert, in addition to two passes defensed and one tackle, at Jacksonville, Oct. 2…Made two tackles, intercepted a pass for the second straight game when he picked off QB Cam Newton, and blocked a PAT attempt at Carolina, Oct. 9…Tied a season-high with six tackles (five solo) and added one special teams stop vs. N.Y. Giants, Nov. 28…Made four solo tackles, one pass defensed and blocked a field goal attempt vs. Detroit, Dec. 4…Recorded four stops, an interception of former college teammate QB Christian Ponder, and two passes defensed at Minnesota,

Dec. 18…Registered three solo tackles and broke up two passes vs. Atlanta, Dec. 26…Recorded three solo tackles and his second interception of Newton of the season vs. Carolina, 1/1/12…Had three tackles and one pass defensed in the NFC Wild Card Playoff game vs. Detroit, 1/7/12…Set a postseason career-high with five tackles (four solo) and two passes defensed in NFC Divisional Playoff game at San Francisco, 1/14/12. **2010** – Appeared in 11 games with four starts as a rookie and recorded 25 tackles (20 solo), three passes defensed and four special teams tackles…After seeing reserve action in three of first four games (inactive at San Francisco, Sept. 20), made his first career NFL start and tallied a team-high eight tackles (eight solo) and one pass defensed at Arizona, Oct. 10…Started three more games, suffering an ankle injury at Pittsburgh, Oct. 31, which caused him to be inactive for the next two contests at Carolina, Nov. 7, and vs. Seattle, Nov. 21…Returned to action at Dallas, Nov. 25, and posted three solo tackles…Recorded four tackles (three solo) in regular season finale vs. Tampa Bay, 1/2/11…Started in nickel defense in NFC Wild Card Playoff at Seattle, 1/8/11, and made one solo tackle and one pass defensed.

COLLEGE – Appeared in 45 games at Florida State with 25 starts and totaled 117 tackles, seven interceptions, 21 passes defensed, one blocked punt and four forced fumbles…Started 12 games as a senior in 2009 and was named second-team All-ACC, as he finished with a career-high 52 tackles (36 solo), two forced fumbles and 11 passes defensed…Started eight of the nine games he appeared in as a junior in 2008, helping the Seminoles rank sixth in the NCAA and first in the conference in pass defense (162.4 ypg.). Posted 26 tackles (22 solo), one forced fumble, one interception and four passes defensed…Started five of the 12 games he played in as a sophomore in 2007 and earned honorable mention All-ACC. Recorded 28 tackles (18 solo) and had career-high and team-best six interception returns for 87 yards. Interception total ranked third in the ACC and tied for 12th in nation. Also added six passes defensed and one forced fumble…Appeared in 12 games as a freshman in 2006 as a backup. Totaled 11 tackles (six solo) and gained 16 yards on a blocked punt return. Also returned a blocked PAT for a score vs. Duke…Majored in social science.

PERSONAL – Attended South Miami (Fla.) HS before transferring to Gulliver (Miami, Fla.) Prep, seeing time at both cornerback and wide receiver…Named first-team All-State for Class 2A by Florida Sports Writers Association after intercepting 11 passes and scoring 10 touchdowns on offense as a senior in 2005…Also starred in track and field, finishing third in state championships in 100 and 200-meter sprints as a senior…As a junior, as an all-region Prep Star selection, recorded 32 catches for 491 yards and six touchdowns, adding eight interceptions…Born Sept. 7, 1987 in Miami, Fla.

PATRICK ROBINSON

					TACKLES				INTERCEPTIONS					FUMBLES		
Year	Team	GP	GS	Tot	Solo	Asst	Sk	Yds	No	Yds	Lg	TD	PD	FF	FR	Yds
2010	New Orleans	11	4	25	20	5	0.0	0.0	0	0	0	0	3	0	0	0
2011	New Orleans	15	7	54	42	12	0.0	0.0	4	31	25	0	15	0	0	0
2012	New Orleans	16	16	64	54	10	1.0	9.0	3	99	99t	1	17	1	0	0
2013	New Orleans	2	0	2	2	0	0.0	0.0	0	0	0	0	0	0	0	0
NFL totals		**44**	**27**	**145**	**118**	**27**	**1.0**	**9.0**	**7**	**130**	**99t**	**1**	**35**	**1**	**0**	**0**

ADDITIONAL STATISTICS: Special Teams Tackles — (2010, 4); (2011, 2) **Total: 6; Blocked Kicks —** (2011, 2) **Total: 2.**

CAREER HIGHS: Tackles — 9 (2x), last vs. San Diego (10/7/12); **Sacks —** 1, vs. Washington (9/9/12); **Interceptions —** 1 (7x), last vs. San Francisco (11/25/12); **Long Interception Return —** 99t, vs. Philadelphia (11/5/12); **Int. Ret. for TD —** 1, vs. Philadelphia (11/5/12); **Passes Defensed —** 3, at Oakland (11/18/12); **Forced Fumbles —** 1, at Denver (10/28/12); **Fumble Recoveries —** 0; **Special Teams Tackles —** 2, at Tampa Bay (10/17/10); **Blocked Extra Point Attempts —** 1, at Carolina (10/9/11); **Blocked Field Goals —** 1, vs. Detroit (12/4/11).

POSTSEASON

					TACKLES				INTERCEPTIONS					FUMBLES		
Year	Team	GP	GS	Tot	Solo	Asst	Sk	Yds	No	Yds	Lg	TD	PD	FF	FR	Yds
2010	New Orleans	1	1	1	1	0	0.0	0.0	0	0	0	0	1	0	0	0
2011	New Orleans	2	1	8	5	3	0.0	0.0	0	0	0	0	3	0	0	0
NFL totals		**3**	**2**	**9**	**6**	**3**	**0.0**	**0.0**	**0**	**0**	**0**	**0**	**4**	**0**	**0**	**0**

ADDITIONAL POSTSEASON STATISTICS: Special Teams Tackles — (2011, 2) **Total: 2**

POSTSEASON CAREER HIGHS: Tackles — 5, at San Francisco (1/14/12); **Sacks —** 0; **Interceptions —** 0; **Int. Ret for TD —** 0; **Passes Defensed —** 2, at San Francisco (1/14/12); **Forced Fumbles —** 0; **Fumble Recoveries —** 0; **Special Teams Tackles —** 2, vs. Detroit (1/7/12).



Kenny STILLS

84

WR

HEIGHT: 6-0 WEIGHT: 194
COLLEGE: OKLAHOMA
JOINED SAINTS: D5-13
NFL EXPERIENCE: 2
BORN: 4/22/92

NFL CAREER – Stills, the club's fifth round draft pick in 2013, contributed with several big plays for the Saints in his rookie season. He appeared in all 16 games with 10 starts and recorded 32 receptions for 641 yards (20.0 avg.) with five touchdowns. His 20.0 receiving average ranked first in the NFL and third in club record books, first among Saints rookies all-time.

CAREER TRANSACTIONS – Signed to four-year contract, 5/9/13; Chosen by New Orleans Saints in the fifth round (144th overall) of the 2013 NFL Draft.

2013 – Played in all 16 games with 10 starts. Recorded 32 receptions for 641 yards (20.0 avg.) with five touchdowns, ranked first in the NFL in receiving average, the highest figure by a Saints rookie all-time. Started both postseason games and recorded three receptions for 35 yards in NFC Wild Card Playoff at Philadel-

phia, 1/4/14…Made NFL debut in opener vs. Atlanta, Sept. 8, and recorded two receptions for 86 yards, including a 67-yard reception, the longest by a Saints rookie in his debut…Started at New England, Oct. 13, and recorded three receptions for 64 yards (21.3 avg.) and a 34-yard touchdown…Started vs. Buffalo, Oct. 27, and caught three passes for career-high 129 yards and two touchdowns, including a 69-yard score. 43.0 yards per catch average ranked fourth in club record books (min. 3 rec.). Became first Saints rookie to score a touchdown in back-to-back games since Mark Ingram in 2011…Vs. Dallas, Nov. 10, finished with three receptions for 75 yards and one touchdown on a 52-yard reception…Had a career-long 76-yard touchdown in the regular season finale vs. Tampa Bay, Dec. 29.

COLLEGE – Left Oklahoma ranked fourth in school record books in receiving with 204 receptions for 2,594 yards (12.3 avg.) and 24 touchdowns. His yardage total ranked third in OU history upon departure, while his touchdown grab number ranked fifth…A unanimous All-Big 12 second-team selection, shifted to split end as a junior, opening all 13 games and leading the team with a career-high 82 receptions for 959 yards (11.7 avg.) and 11 touchdowns, adding 22 yards on two carries. Reception total ranked fifth on school season-season record list. Reached the 100-yard receiving mark in three contests, while recording at least six receptions in 10 games…Named All-Big 12 Conference second-team by league's coaches and honorable mention by the *AP* as a sophomore, as he started 11 games at flanker and finished second on team and sixth in league in receiving with 61 receptions for 848 yards (13.9 avg.) and eight touchdowns. Gained over 100 yards in three contests and at posted least seven receptions in four games...Named Freshman All-American first-team by *The NFL Draft Report* and Phil Steele as he set Sooners freshman records for catches and yardage, starting 14 games at flanker and finishing third on the team with 61 catches for 786 yards (12.9 avg.) and five touchdowns. Also gained 16 yards on a punt return and recorded a solo tackle…Graduated in 2014 with a bachelor's degree in communications with an emphasis in a broadcasting and electronic media.

EXPLOSIVE BREAKOUT

Kenny Stills' 20.0 receiving average on 32 grabs ranked first in the National Football League and third-highest in club record books.

2013 NATIONAL FOOTBALL LEAGUE RECEIVING AVERAGE LEADERS (MIN. 32 RECEPTIONS)

	Player	Team	Rec.	Yds.	Avg.
1.	**Kenny Stills**	**NO**	**32**	**641**	**20.0**
2.	Josh Gordon	Cle.	87	1,646	18.9
3.	Riley Cooper	Phi.	47	835	17.8

SAINTS RECEIVING AVERAGE LEADERS (SINGLE SEASON - MIN. 32 RECEPTIONS)

	Player	Rec.	Yds.	Avg.	TD
1.	Devery Henderson, 2008	32	793	24.8	3
2.	Devery Henderson, 2006	32	745	23.3	5
3.	**Kenny Stills, 2013**	**32**	**641**	**20.0**	**5**

PERSONAL – A five-star recruit by Scout.com coming out of La Costa Canyon (Carlsbad, Calif.) HS, where his career totals of 3,041 yards receiving established a San Diego area career-record…As a senior in 2009, the All-CIF first-team choice hauled in 45 receptions for 914 yards and 10 touchdowns…As a junior in 2008, snatched 62 passes for 1,500 yards and 17 touchdowns…Father, Ken, is a former safety who starred for Green Bay from 1985-89 and closed out his career with Minnesota in 1990…His uncle, Gary, was a standout linebacker at West Virginia and was drafted by Kansas City in the third round of the 1999 NFL Draft, playing for the Chiefs until 2005 before suiting up for Baltimore (2006-07) and St. Louis (2008)…Born Kennth Lee Stills, Jr., on April 22, 1992 in Encinitas, Calif.

KENNY STILLS

				RECEIVING				
Year	**Team**	**GP**	**GS**	**No**	**Yds**	**Avg**	**Lg**	**TD**
2013	New Orleans	16	9	32	641	20.0	76t	5
NFL Totals		**16**	**9**	**32**	**641**	**20.0**	**76t**	**5**

ADDITIONAL STATISTICS: Rushing — (2013, 3 att., 10 yards, 4 long) **Total: 3 att, 10 yards, 4 long.**

CAREER HIGHS: Receptions — 4, vs. Miami (9/30/13); **Receiving Yards —** 129, vs. Buffalo (10/27/13); **Long Reception —** 76t, vs. Tampa Bay (12/29/13); **Receiving TDs —** 2, vs. Buffalo (10/27/13); **Carries —** 1, at St. Louis (12/15/13); **Rushing Yards —** 4, vs. Buffalo (10/27/13); **Long Rush —** 4, vs. Buffalo (10/27/13).

POSTSEASON

				RECEIVING				
Year	**Team**	**GP**	**GS**	**No**	**Yds**	**Avg**	**Lg**	**TD**
2013	New Orleans	2	2	3	35	11.7	14	0
NFL Totals		**2**	**2**	**3**	**35**	**11.7**	**14**	**0**

ADDITIONAL STATISTICS: Rushing — (2013, 1 att., 1 yard, 1 long) **Total: 1 att, 1 yard, 1 long.**

POSTSEASON CAREER HIGHS: Receptions — 3, at Philadelphia (1/4/14); **Receiving Yards —** 35, at Philadelphia (1/4/14); **Long Reception —** 14, at Philadelphia (1/4/14); **Receiving TDs —** 0; **Carries —** 1, at Philadelphia (1/4/14); **Rushing Yards —** 1, at Philadelphia (1/4/14); **Long Rush —** 1, at Philadelphia (1/4/14).



Zach STRIEF

64
T

HEIGHT: 6-7 WEIGHT: 320
COLLEGE: NORTHWESTERN
JOINED SAINTS: D7A-06
NFL EXPERIENCE: 9
BORN: 9/22/83

NFL CAREER – This former seventh-round draft pick has successfully held down the starting right tackle position since 2011, also serving as an offensive team captain for the past two campaigns. In 2013, the former Northwestern standout blocked for an offense ranked fourth in the NFL in net yards per game (399.4). After serving as a capable reserve at both tackle positions, as a blocking

tight end and on special teams for his first five seasons, Strief has been able to use his tremendous size and strength to his advantage as the starter on right side. He's played in 109 career games with 45 starts. Strief is also one of the Saints' most community-minded players, involving himself in numerous charitable and educational programs and events.

CAREER TRANSACTIONS – Agreed to terms on five-year contract, 3/17/14; Agreed to terms on three-year contract, 8/2/11; Re-signed to one-year contract (RFA), 4/12/10; Re-signed to one-year contract (RFA), 4/13/09; Signed to three-year contract, 7/20/06; Selected in the seventh round (210th overall) of the 2006 NFL Draft.

HONORS – **2013:** ESPN.com All-Pro (John Clayton); **2012:** Jim Finks Good Guy Award (cooperation with local media); **2011:** Madden Most Valuable Protectors of the Year (offensive line award); Madden Most Valuable Protectors Award (Week nine, Offensive Line); **2009:** Madden Most Valuable Protectors of the Year (offensive line award).

2013 – One of six season-long team captains. Started all 15 games he appeared in at right tackle, missing contest at New England, Oct. 13, due to an ankle injury. Also opened both postseason contests. Blocked for an offense that ranked fourth in the NFL in net yards per game (399.4)…Helped the offense put together 465 net yards vs. Miami, Sept. 30…Contributed to an offensive line that paved the way for an NFL-record 40 first downs and franchise-best 625 net yards and helped RB Mark Ingram rush for a career-high 145 yards vs. Cowboys, Nov. 10…In NFC Wild Card Playoff at Philadelphia, 1/4/14, blocked for a rushing offense that gained 185 yards, including 97 yards by Ingram. **2012** – One of six season-long team captains. Started all 12 games he appeared in at right tackle and missed three contests (Weeks 10-12) with a groin injury and Week 15 with an ankle injury. Part of an offensive front that gave up only 26 sacks, tied for the third fewest in the league. Blocked for an offense that finished second in the NFL in net yards per game (410.9) and third in scoring (28.8 ppg.)…Helped the offense put together 474 total net yards at Green Bay, Sept. 30…Part of a unit that helped QB Drew Brees set the NFL record for consecutive games with a touchdown pass (48) vs. San Diego, Oct. 7…Contributed to an offense that gained 458 total net yards without allowing a sack for the first time in 2012 at Tampa Bay, Oct. 21…Helped the rushing attack gain 140 yards vs. Philadelphia, Nov. 5, while yielding just one sack on the evening. Part of an offensive line that allowed Brees to complete 74.1% of his passes (20-27) while keeping his jersey clean…Contributed to an offensive line that paved the way for a season-high 562 net yards at Dallas, Dec. 23. **2011** – Started all 11 regular season games and both postseason contests he played in at right tackle. Inactive for five games (Weeks 4-8) due to knee injury. Part of a line that relinquished only 24 sacks, tied for second fewest in the NFL, giving up only five in the last eight games. Blocked for an offense that finished 2011 setting an NFL single-season record with 7,474 yards, winning the 2011 Madden Protectors Award for the second time in three years…Started the opener at Green Bay, Sept. 8, helping the offense gain 477 total net yards…Suffered knee

injury vs. Houston, Sept. 25, which would sideline him for the next five games…Upon his return vs. Tampa Bay, Nov. 6, the offensive line was awarded the Madden Most Valuable Protectors Award for Week 9. They surrendered zero sacks and helped the offense rush for 195 yards…Part of an effort that allowed no sacks for the second consecutive week in an overtime win at Atlanta, Nov. 13…Helped pave the way for 205 yards rushing and 577 net yards of total offense vs. N.Y. Giants, Nov. 28…Contributed to an offense that put together 573 total net yards at Minnesota, Dec. 18, while holding the ball for a season-best 38:49…Part of an effort vs. Atlanta, Dec. 26, where the line blocked for Brees as he set what was then the NFL's single-season passing yardage record when he threw for 307 yards and four touchdowns…Vs. Carolina, 1/1/12, contributed to the offense setting a team record with 617 total net yards…The following week in NFC Wild Card Playoff vs. Detroit, 1/7/12, helped the offense set an NFL postseason record with 626 total net yards, making the Saints the only team in NFL history to have two 600-yard performances in the same season (regular season and postseason). **2010** – Played in 14 games, starting two as a blocking tight end. Inactive for first two regular season contests (knee)…Also appeared in NFC Wild Card Playoff at Seattle on special teams and as a blocking tight end. **2009** – Played in all 16 regular season games for the third straight season, primarily on special teams and as an extra blocking tight end, and opened two contests at left tackle…Saw extended playing time at left tackle at Buffalo, Sept. 27, after Jermon Bushrod left with an ankle injury and also played on special teams…Started at left tackle vs. N.Y. Jets, Oct. 4, and helped block for team's 153 rushing yards and zero sacks allowed in the 24-10 victory…Started at left tackle and played on the line in a rotation, helping to lead the team to a 38-7 win with zero sacks allowed and 183 yards rushing at Tampa Bay, Nov. 23…Played on special teams in first half and took over at right tackle in second half at Carolina, 1/3/10…Played on special teams and as blocking tight end in all three postseason wins. **2008** – Played in all 16 games and received the starting nod at left tackle at Chicago, Dec. 11, in place of an injured Jammal Brown…Also saw extended time at left tackle in contests at Denver, Sept. 21, vs. Atlanta, Dec. 7, and at Detroit, Dec. 21…Played right tackle in second half after Jon Stinchcomb left with back spasms vs. Minnesota, Oct. 6…Appeared on special teams in every contest, and also served as an extra tight end in short yardage situations. **2007** – Played in all 16 games, primarily on special teams, starting at left tackle at Houston, Nov. 18, in place of an injured Brown…Also saw extended time at left tackle vs. St. Louis, Nov. 11, when Brown departed in first quarter…Periodically played as a tight end in jumbo offensive packages. **2006** – Played in nine games, making his first career start at left tackle at Tampa Bay, Nov. 5. Didn't allow a sack and was praised by the coaching staff following the contest for a solid performance after seamlessly stepping into the lineup for Brown…Inactive for seven games…Appeared in both postseason games on special teams.

COLLEGE – Anchored Northwestern's offensive line his final three seasons, starting 40 games at right tackle…Recognized as a first-team All-American by the Football Writers Association of America and was consensus second-team All-Big Ten as a senior…A key performer on a record-setting offense that averaged more

than 500 net yards per game and ranked fourth nationally…Second-team All-Big Ten in 2004…Became a full-time starter as a sophomore in 2003…Majored in communication studies and minored in business institutions.

PERSONAL – Attended Milford (Ohio) HS, where he allowed zero sacks as a senior and only one as a junior…Also lettered in basketball and track at Milford…Full name: Zachary David Strief…Born Sept. 22, 1983 in Cincinnati, Ohio.

ZACH STRIEF

Games Played/Started: New Orleans — (2006, 9/1); (2007, 16/1); (2008, 16/1); (2009, 16/2); (2010, 14/2); (2011, 11/11); (2012, 12/12); (2013, 15/15) **Totals: 109/45**

POSTSEASON
Games Played/Started: New Orleans — (2006, 2/0); (2009, 3/0); (2010, 1/0); (2011, 2/2); (2013, 2/2) **Totals: 10/4**

Rod SWEETING

38
CB

HEIGHT: 6-0 WEIGHT: 187
COLLEGE: GEORGIA TECH
JOINED SAINTS: FA-13
NFL EXPERIENCE: 2
BORN: 9/28/90

NFL CAREER – Signed by the Saints out of Georgia Tech following the 2013 NFL Draft, Sweeting secured an opening day roster spot and contributed on both defense and special teams as a rookie. The speedy defender will take advantage of his first full offseason with the club to compete for more extensive playing time in the club's secondary while continuing to contribute on coverage units.

CAREER TRANSACTIONS – Agreed to terms with Saints as an undrafted free agent, 4/28/13.

2013 – Played in nine games in the regular season and saw time on both special teams and defense…Combined with S Rafael Bush on a special teams stop at Tampa Bay, Sept. 15…Made one assisted special teams tackle at N.Y. Jets, Nov. 3…Produced one special teams tackle on punt coverage at Carolina, Dec. 22…Recorded his first defensive tackle, a solo, in regular season finale vs. Tampa Bay, Dec. 29…Appeared in both postseason games and made three tackles (two solo) and one second quarter special teams stop on kickoff coverage in NFC Wild Card Playoff victory at Philadelphia, 1/4/14.

COLLEGE – Played in 54 career games to tie school record and was a two-year starter, posting career totals of 160 tackles, one sack, five interceptions, 24 passes defensed, two forced fumbles and three fumble recoveries…As a senior in 2012, recorded 58 tackles (42 solo) with six tackles for a loss, a sack, an intercep-

tion, seven passes defensed and one fumble recovery, his pick coming against Florida State QB E.J. Manuel in the ACC Championship game…Was an Honorable Mention All-ACC selection as a junior in 2011, when he had 56 tackles (37 solo) with three tackles for a loss, three interceptions, 10 passes defensed, two forced fumbles and one fumble recovery…As a sophomore in 2010, played in 13 games and recorded 38 tackles (27 solo) with one tackle for a loss, one interception, seven passes defensed and one fumble recovery…As a freshman in 2009, posted eight tackles (seven solo)…Majored in business management.

PERSONAL – Prepped at Luella (Ga.) HS, where he was a two-year team captain and had 36 receptions for 723 yards with 10 touchdowns, 58 tackles and two interceptions as a senior, earning Georgia Class 5A first team All-State…Uncle, John Henry, played basketball at Oral Roberts…Roderick Hilary Sweeting was born September 28, 1990 in Miami, Fla.

ROD SWEETING

				TACKLES					INTERCEPTIONS					FUMBLES		
Year	**Team**	**GP**	**GS**	**Tot**	**Solo**	**Asst**	**Sk**	**Yds**	**No**	**Yds**	**Lg**	**TD**	**PD**	**FF**	**FR**	**Yds**
2013	New Orleans	9	0	1	1	0	0.0	0.0	0	0	0	0	0	0	0	0
NFL totals		**9**	**0**	**1**	**1**	**0**	**0.0**	**0.0**	**0**	**0**	**0**	**0**	**0**	**0**	**0**	**0**

ADDITIONAL STATISTICS: Special Teams Tackles — (2013, 3) **Total: 3.**

CAREER HIGHS: Tackles — 1, vs. Tampa Bay (12/29/13); **Sacks —** 0; **Interceptions —** 0; **Long Interception Return —** 0; **Int. Ret. for TD —** 0; **Passes Defensed —** 0; **Forced Fumbles —** 0; **Fumble Recoveries —** 0; **Special Teams Tackles —** 1 (3x), last at Carolina (12/22/13).

POSTSEASON

				TACKLES					INTERCEPTIONS					FUMBLES		
Year	**Team**	**GP**	**GS**	**Tot**	**Solo**	**Asst**	**Sk**	**Yds**	**No**	**Yds**	**Lg**	**TD**	**PD**	**FF**	**FR**	**Yds**
2013	New Orleans	2	0	3	2	1	0.0	0.0	0	0	0	0	0	0	0	0
NFL totals		**2**	**0**	**3**	**2**	**1**	**0.0**	**0.0**	**0**	**0**	**0**	**0**	**0**	**0**	**0**	**0**

ADDITIONAL POSTSEASON STATISTICS: Special Teams Tackles — (2013, 1) **Total: 1**

POSTSEASON CAREER HIGHS: Tackles — 3, at Philadelphia (1/4/14); **Sacks —** 0; **Interceptions —** 0; **Int. Ret for TD —** 0; **Passes Defensed —** 0; **Forced Fumbles —** 0; **Fumble Recoveries —** 0; **Special Teams Tackles —** 1, at Philadelphia (1/4/14).



Pierre THOMAS

23

RB

HEIGHT: 5-11 WEIGHT: 215
COLLEGE: ILLINOIS
JOINED SAINTS: FA-07
NFL EXPERIENCE: 8
BORN: 12/18/84

NFL CAREER – Thomas has been an exceptional find for the Saints – first signed as an undrafted free agent in 2007, he earned a roster spot as a rookie, excelling on special teams. He's evolved into one of the most productive running

backs in team history as an equally versatile threat in the backfield as a runner, receiver and blocker. In 94 games with 35 starts, Thomas has carried 773 times for 3,523 yards (4.6 avg.) with 26 touchdowns while also adding 282 receptions for 2,230 yards (7.9 avg.) with 11 touchdowns. He's ranked fourth in club records in rushing yards and yards per carry, fifth in rushing touchdowns, eighth in total touchdowns (38) and ninth in receptions. In 2013, Thomas led the Saints in rushing, carrying 147 times for 549 yards with two touchdowns and finished first among NFL running backs in receiving, catching 77 passes for 513 yards (6.7 avg.) with three touchdowns.

CAREER TRANSACTIONS – Agreed to terms on a two-year contract extension, 3/12/14; Placed on Injured Reserve, 12/29/12; Agreed to terms on a four-year contract, 3/2/11; Placed on Injured Reserve, 1/5/11; Re-signed to a one-year contract (RFA), 6/15/10; Signed by Saints to a three-year contract as an undrafted free agent, 4/30/07.

HONORS – **2013:** *USA Today* All-Joe; Saints Man of the Year (Club nominee for Walter Payton Man of the Year); **2008:** NFC Special Teams Player of the Week (Week 14).

2013 – Played in all 16 games, starting nine. Became just the fourth Saints running back to surpass 3,500 career yards rushing in Week 16. Along with Darren Sproles, became the first Saints running back duo in franchise history to each surpass 70 receptions, also combining for the most receptions by a backfield duo for the second consecutive season. Led NFL running backs in receiving with 77 grabs for 513 yards with three touchdowns, while also leading the team in rushing with 147 rushes for 549 yards with two TDs. Ranked fourth in the NFL in yards after the catch (671)…In opener vs. Atlanta, Sept. 8, tallied 43 rushing yards on nine carries, including a long of 11 yards, while adding 16 receiving yards on four catches…At Tampa Bay, Sept. 15, carried the ball five times for 29 yards and added four receptions for 19 yards…Vs. Arizona, Sept. 22, recorded six receptions for 39 yards and added 11 rushes for 28 yards…Vs. Miami, Sept. 30, made five receptions for 37 yards and added four rushes for one yard…Had the seventh multi-TD game of his career in return to his hometown at Chicago, Oct. 6, when he had nine receptions for 55 yards and two scores and 19 carries for 36 yards…Carried the ball 11 times for 51 yards (4.6 avg.) and added a 29-yard reception at New England, Oct. 13…Led the Saints in rushing with 65 yards on 14 carries and added three receptions for 29 yards vs. Buffalo, Oct. 27…Carried the ball six times for 24 yards and added 66 yards through the air on seven receptions at N.Y. Jets, Nov. 3…Finished second on the team in rushing with 87 yards on 17 carries with one TD and added seven receptions for 24 yards with one TD vs. Dallas, Nov. 10, for the seventh multi-TD game of his career and second of the season…Carried the ball 11 times for 49 yards (4.5 avg.) and caught five passes for 35 yards vs. San Francisco, Nov. 17…Finished with 73 yards rushing and 57 yards receiving for a season-high 130 total yards from scrimmage at Atlanta, Nov. 21…Carried the ball seven times for 14 yards and added four receptions for 14 yards vs. Carolina, Dec. 8…Had seven receptions for 62 yards, surpassing 70 grabs on the season at St. Louis, Dec. 15…Reached 3,500 yards

2013 GAME BY GAME

		RECEIVING							RUSHING				
2013		GP	ST	REC	YDS	AVG	LG	TD	ATT	YDS	AVG	LG	TD
9/8	ATL	X		4	16	4.0	8	0	9	43	4.8	11	0
9/15	@TB	X		4	19	4.8	8	0	5	29	5.8	11	0
9/22	ARZ	X		6	39	6.5	16	0	11	28	2.5	11	0
9/30	MIA	X	X	5	37	7.4	21	0	4	1	0.3	3	0
10/6	@CHI	X	X	9	55	6.1	25t	2	19	36	1.9	9	0
10/13	@NE	X		1	29	29.0	29	0	11	51	4.6	13	0
10/27	BUF	X	X	3	29	9.7	17	0	14	65	4.6	13	0
11/3	@NYJ	X		7	66	9.4	26	0	6	24	4.0	9	0
11/10	DAL	X	X	7	24	3.4	8	1	17	87	5.1	10	1
11/17	SF	X	X	5	35	7.0	10	0	11	49	4.5	10	0
11/21	@ATL	X		5	57	11.4	18	0	10	73	7.3	18	0
12/2	@SEA	X	X	4	21	5.3	9	0	4	0	0.0	4	0
12/8	CAR	X	X	4	14	3.5	9	0	7	14	2.0	5	0
12/15	@StL	X		7	62	8.9	28	0	8	21	2.6	8	0
12/22	@CAR	X	X	5	7	1.4	13	0	4	8	2.0	4	0
12/29	TB	X	X	1	3	3.0	3	0	7	20	2.9	8t	1
2013 Season		**16**	**9**	**77**	**513**	**6.7**	**29**	**3**	**147**	**549**	**3.7**	**18**	**2**

rushing at Carolina, Dec. 22, becoming just the fourth Saints RB to reach the milestone (Deuce McAllister, George Rogers, Dalton Hilliard)…Carried the ball seven times for 20 yards with a score and added a three-yard reception in regular season finale vs. Tampa Bay, Dec. 29…Inactive for both postseason contests (chest). **2012** – Played in 15 games with four starts before being placed on injured reserve (knee) for season finale vs. Carolina, Dec. 30. Carried 105 times for 473 yards with one touchdown and posted 39 receptions for 354 yards with a touchdown. Thomas (39) and Darren Sproles (75) combined for the most receptions of an NFL backfield duo…Started and rushed nine times for a team-high 110 yards (12.2 avg.), including a career-long rush of 48, as well as posting four receptions for 33 yards at Carolina, Sept. 16…Started and finished with four receptions for 55 yards vs. Kansas City, Sept. 23…Carried nine times for 30 yards and had two receptions for 40 yards, including a grab for a 36-yard gain, vs. San Diego, Oct. 7…Started and rushed for a touchdown at Tampa Bay, Oct 21, the 24th rushing TD of his career, putting him in sole possession of fifth place on the club's all-time list past former Saints Rueben Mayes (1986-90) and George Rogers (1981-84)…Carried eight times for 43 yards at Denver, Oct. 28…Carried six times for 44 yards, had two receptions for 26 yards and returned a kickoff 38 yards vs. Philadelphia, Nov. 5…Carried five times for 30 yards and registered three receptions for 28 yards at Oakland, Nov. 18…Rushed 14 times for a team-high 84 yards at Atlanta, Nov. 29…Posted seven receptions for 57 yards at N.Y. Giants, Dec. 9…Finished with seven receptions for 61 yards with a TD at Dallas, Dec. 23. **2011** – Appeared in all 16 games with seven starts and carried 110 times for 562 yards (5.1 avg.) with five touchdowns. Caught a then-career-high 50 passes for 425 yards (8.2 avg.) with one touchdown for 987 total yards from scrimmage. Thomas (50) and Sproles (86) combined for the third-most receptions of an NFL backfield duo in 2011. Played in both postseason games, starting one, and was club's leading rusher in playoffs with nine carries for 72 yards (8.0 avg.) with a touchdown, also recording seven receptions for 60 yards…Oct. 9, at Carolina, had six-yard TD grab with 50 seconds left that brought the Saints back

RUSHING LEADER

NEW ORLEANS SAINTS ALL-TIME RUSHING LEADERS

	Player	Att.	Yds.	Avg.	TDs
1.	Deuce McAllister	1,429	6,096	4.3	49
2.	George Rogers	995	4,267	4.3	23
3.	Dalton Hilliard	1,126	4,164	3.7	39
4.	**Pierre Thomas**	**773**	**3,523**	**4.6**	**26**
5.	Rueben Mayes	837	3,408	4.1	23

in the 30-27 come-from-behind win. A catch earlier in the drive where he rambled for an 18-yard gain also proved to be important…Had 10 carries for 57 yards (5.7 avg.) and five receptions for 68 yards (13.6 avg.) in the 62-7 win vs. Indianapolis, Oct. 23, including a career-long 57-yard first quarter grab that set up New Orleans' second TD…Vs. Tampa Bay, Nov. 6, finished with eight carries for 66 yards (8.3 avg.) with a third quarter, nine-yard TD scamper and second quarter season-long 33-yard run…Vs. N.Y. Giants, Nov. 28, led team with 110 total yards from scrimmage in the Saints' third straight win to cap an undefeated November as he rushed eight times for 63 yards (7.9 avg.) with a 12-yard TD run, also posting three receptions for 47 yards…At Minnesota, Dec. 18, carried eight times for 44 yards with a one-yard TD, added two receptions for 41 yards and also returned a kickoff for 15 yards…Vs. Atlanta, Dec. 26, carried nine times for 53 yards. First quarter four-yard TD put Saints in lead for the first time…In NFC Wild Card Playoff vs. Detroit, 1/7/12, led the Saints with 66 yards (8.3 avg.) rushing on eight carries, including a postseason career-long 31-yard run in the first quarter, as he set a new postseason high for rushing yards and became club's all-time rushing playoff leader. Also finished with six receptions for 55 yards (9.2 avg.) as his 121 total yards from scrimmage led New Orleans…In

NFC Divisional Playoff at San Francisco, 1/14/12, suffered a concussion in the first quarter and was sidelined for the remainder of contest, finishing with one carry for six yards and a five-yard reception. **2010** – Despite playing in only six games with three starts due to an ankle injury, gained 269 yards on 83 carries with two touchdowns to finish as club's second-leading rusher. Also had 29 receptions for 201 yards and returned seven kickoffs for 154 yards (22.0 avg.) following a season-ending concussion suffered by Courtney Roby…Led team's rushing attack in opener vs. Minnesota, Sept. 9, gaining 71 yards on 19 carries with a TD and three receptions for 15 yards. Converted seven of the team's 18 first downs…Led Saints in rushing and receiving with 18 carries for 46 yards and eight grabs for 57 yards at San Francisco, Sept. 20…Started and carried nine times for 30 yards and had six catches for 61 yards vs. Atlanta, Sept. 26…Inactive for the next nine games due to an ankle injury suffered at end of Falcons game...Returned and saw limited action vs. St. Louis, Dec. 12, carrying 12 times for 39 yards and adding four receptions for 29 yards…Gained 63 yards on 19 carries, including a two-yard TD, caught seven passes for 39 yards and averaged 21.5 yards on a pair of kickoff returns at Atlanta, Dec. 27…Inactive for regular season finale vs. Tampa Bay, 1/2/11, due to ankle injury and placed on injured reserve prior to start of postseason. **2009** – Played in 14 games with six starts. For second straight season led Saints in rushing with 147 carries for 793 yards (5.4 avg.) with six touchdowns and finished sixth in receiving with 39 catches for 302 yards (7.7 avg.) and two touchdowns. Yards-per-carry average ranked fourth in NFL and was second-best single season total in club record books. Led team with 1,095 total yards from scrimmage. Thomas (39) and Reggie Bush (47) combined for the third-most receptions of an NFL backfield duo. Saints' leading rusher in postseason with 36 carries for 143 yards (4.0 avg) with a TD to go with 12 receptions for 111 yards with two TDs, leading NFL running backs in postseason receptions and tying for second with three total TDs. Thomas' team-high 254 total yards from scrimmage in the postseason was the sixth-highest total by an undrafted player all-time…After missing opener and seeing limited action in the second game recovering from a training camp knee injury, sprung into action in the second half at Buffalo, Sept. 27, and ran for a career-best 126 yards on 14 carries with a pair of fourth-quarter TD rushes of 34 and 19 yards…Again a second half workhorse vs. N.Y. Jets, Oct. 4, as he churned out 81 of his 86 rushing yards in the second half and scored the Saints' final TD, while also catching four passes for 46 yards, including a then career-long 36-yard gain on a screen…For third consecutive week, led Saints in rushing, carrying 15 times for 72 yards vs. N.Y. Giants, Oct. 18…Posted 100 total yards from scrimmage, rushing for 91 yards on 14 carries with a 22-yard TD and recording two grabs for nine yards with a one-yard TD vs. Atlanta, Nov. 2…Had 81 total yards from scrimmage as he led the Saints in rushing with 13 carries for 50 yards with a 10-yard TD and also had five receptions for 31 yards vs. Carolina, Nov. 8…Rushed for 92 yards on 11 carries to go with three catches for 11 yards at Tampa Bay, Nov. 22…On Monday night showdown vs. New England, Nov. 30, led the Saints in rushing with 11 carries for 64 yards, adding three receptions for 23 yards with an 18-yard TD off a screen…Led the Saints with 100 total yards from scrimmage as he carried 13 times for 47 yards and also registered six receptions for 53 yards at Atlanta, Dec. 13…Surpassed 1,000 total yards from scrimmage for first time,

carrying six times for 20 yards and making five catches for 50 yards vs. Dallas, Dec. 19…Carried 13 times for 52 yards and had four receptions for 18 yards in first half vs. Tampa Bay, Dec. 22, before departing with bruised ribs…Inactive with rib injury at Carolina, 1/3/10…In NFC Divisional Playoff vs. Arizona, carried 13 times for 52 yards along with making four catches for 18 yards…In NFC Championship, led Saints in rushing with 14 carries for 61 yards with one TD and added two receptions for 38 yards, all 38 on a screen where he dodged Viking defenders all the way to the end zone. Saved more heroics for the game-winning field goal drive in overtime, where he set up the drive with a 40-yard kickoff return and converted on a key fourth-and-one situation with a two-yard dive over the offensive line. Became only the ninth undrafted player since the merger to score two TDs in a postseason contest…In Super Bowl XLIV, led

3,500/2,000 CLUB

In 2013, RB Pierre Thomas became only the second Saint to have 3,500 career rushing yards and 2,000 receiving yards, further displaying his all-around versatility.

NEW ORLEANS SAINTS 3,500/2,000 CLUB

	Running Back	Rush Yds.	Rec. Yds.
1.	Dalton Hilliard	4,164	2,233
2.	**Pierre Thomas**	**3,523**	**2,230**

Saints with 85 total yards from scrimmage on nine rushes for 30 yards and six receptions for 55 yards, including a third quarter 16-yard TD. **2008** – Led Saints in rushing with 625 yards on 129 carries (4.8 avg.) with nine touchdowns, added 31 catches for 284 yards (9.2 avg.) and three touchdowns and led the team with 31 kickoff returns for 793 yards (25.6 avg.). Also led team in scoring with 72 points. Played in 15 games, with five starts, inactive for finale with back and wrist injuries…Rushed for 475 yards and six touchdowns, had three TD receptions and added an 88-yard kickoff return in his final six contests…Scored a touchdown in six straight games (11/16-12/21), tying a team record held by Dalton Hilliard, who reached the milestone twice…At Denver, Sept. 21, reached end zone on runs of five and 10 yards…Top kickoff return yardage day of year came vs. Minnesota, with five for 168 yards, including a 56-yarder…Emerged as club's top backfield threat at Kansas City, Nov. 16, with 16 carries for 88 yards and a TD, and four catches for 56 yards, including a 24-yard catch-and-run…Nov. 24 vs. Green Bay, had 87 yards on 15 attempts with two TDs and hauled in three passes for 34 yards…Scored on a 20-yard TD grab at Tampa Bay and added 34 rushing yards, Nov. 30…Posted Saints' lone 100-yard rushing performance of 2008 with 102 on 16 carries with a TD vs. Atlanta, Dec. 7. Added a seven-yard TD catch and an 88-yard kickoff return, and was named NFC Special Teams Player of the Week…At Chicago, Dec. 11, had a season-high 22 carries for 87 yards, including a 42-yard burst for a TD, and also added seven catches for 59 yards and a TD. His 146 yards of offense was a season-high, and he added three kickoff returns for 63 yards to end with 209 all-purpose yards…Posted 77 yards on 13 attempts with a TD at Detroit, Dec. 21. Performance included a 29-

yard run, and three grabs for 26 yards. Tied team record by scoring a touchdown for his sixth straight game, but back and wrist injuries kept him on inactive list for finale. **2007** – One of two undrafted free agents to make opening day roster. Played in 12 games with a start and was inactive for four games. Rushed for 252 yards on 52 attempts (4.8 avg.) with one touchdown, caught 17 passes for 151 yards and a touchdown, returned 36 kickoffs for 865 yards (24.0 avg.) and registered five special teams tackles. Also scored on a special teams fumble recovery and added a two-point conversion run…Inactive for first three games…Made his NFL debut Oct. 7 vs. Carolina, averaging 25 yards on four kickoff returns and also had a three-yard carry…Scored a TD in just his second career game at Seattle, Oct. 14, scooping up a loose ball on a botched punt snap and carrying it five yards into the end zone to give the Saints a 7-0 lead less than

WORTH NOTING

RB Pierre Thomas' career-high 77 receptions for a career-high 513 yards ranked second on the team in catches. The receptions total led all running backs in 2013 and was the second-highest total all-time by an undrafted running back.

TOP RECEIVING TOTALS BY RUNNING BACKS IN 2013

	Player	Rec.	Yds.	Avg.	TDs
1.	**Pierre Thomas, NO**	**77**	**513**	**6.7**	**3**
2.	Danny Woodhead, SD	76	605	8.0	6
3.	Matt Forte, Chi	74	594	8.0	3

three minutes into 28-17 victory…Vs. Atlanta Oct. 21, scored first career offensive TD on a 24-yard draw, and totaled two rushes for 26 yards…Tied a team record with eight kick returns against St. Louis, Nov. 11, totaling 233 yards (second-highest single-game total in team history) to average 29.1 yards, with a season-best 64-yard return…Inactive Dec. 2 vs. Tampa Bay with bruised kidney suffered previous week at Carolina…Playing in hometown of Chicago, Dec. 30, and made first career start and turned in one of the finest statistical performances by a Saints running back in club history. Posted 20 carries for 105 yards and caught 12 passes for 121 yards and an 11-yard TD, becoming the first player in team annals to gain more than 100 yards rushing and receiving in the same game. His 226 total yards from scrimmage marked the third-highest total in club history. Also ran for a two-point conversion following his fourth quarter TD catch, gained 16 first downs on his 32 touches and stripped the ball from CB Charles Tillman on an interception return that Lance Moore recovered, setting up a Saints field goal just before halftime.

COLLEGE – Played 40 games at Illinois and left ranked sixth in school's history with 2,545 rushing yards (5.6 avg.), running for 20 touchdowns…Also caught 57 passes for 411 yards and three touchdowns…Led team in rushing in each of final three seasons, and had eight 100-yard games…Had a school-record 1,495 career kickoff return yards (24.1 avg.), including a 99-yard return for a touchdown…Left Champaign ranked second in school history with 4,451 all-purpose yards…Majored in sports management.

PERSONAL – Prepped at Thornton-Fractional South (Lansing, Ill.) HS, where he was a two-time all-state selection by the *Chicago Tribune* and *Chicago Sun-Times* and totaled 5,565 yards in his career, scored 88 touchdowns, with 27 100-yard games and 11 of over 200…Racked up 2,365 yards and 38 TDs as a senior and was named the *Champaign News-Gazette* Player of the Year…A lifelong Chicago White Sox fan, threw out the first pitch at a contest in the spring of 2010…Thomas' iCAN Foundation is a non-profit public charity founded to help prevent and educate youth and adults about the ongoing and rising issues of childhood obesity in the U.S. through its programs and activities and was also designed to promote living a healthy lifestyle through physical activities as well as proper diet…Named the club's 2013 Man of the Year (Team Walter Payton Man of the Year nominee) for his dedication to supporting the community…His annual events include a Christmas Healthy Food & Toy Drive where he delivers toys & healthy snacks to underprivileged children and spends quality time with them…Each April, he also hosts a festive Prom of Champions event where 200 youth are invited to attend, along with a guest, who are battling blood disorders and varying cancers (and who otherwise would not be able to attend their school's own prom)…Thomas has also been active on the horticultural front by planting edible gardens at schools in his hometown and also led Let's Move! Move Your Body Flash Workouts with kids…He also has developed an iCanBeFit! Program with 1on1 Health Fitness...Current programs under his foundation's umbrella include It's Geaux Time (where the Play 60 message is its basis), Football Skills Day, iCan Shopping With a Saint Event, I Can Grow Community Carden Projects and Reviving Recess…A native of Lynwood, Ill., Charles Pierre Thomas, Jr. was born Dec. 18, 1984 in Chicago.

PIERRE THOMAS

		RUSHING							RECEIVING				
Year	**Team**	**GP**	**GS**	**Att**	**Yds**	**Avg**	**Lg**	**TD**	**No**	**Yds**	**Avg**	**Lg**	**TD**
2007	New Orleans	12	1	52	252	4.8	24t	1	17	151	8.9	17	1
2008	New Orleans	15	5	129	625	4.8	42t	9	31	284	9.2	24	3
2009	New Orleans	14	6	147	793	5.4	34t	6	39	302	7.7	36	2
2010	New Orleans	6	3	83	269	3.2	16	2	29	201	6.9	23	0
2011	New Orleans	16	7	110	562	5.1	33	5	50	425	8.5	57	1
2012	New Orleans	15	4	105	473	4.5	48	1	39	354	9.1	36	1
2013	New Orleans	16	9	147	549	3.7	18	2	77	513	6.7	29	3
NFL Totals		**94**	**35**	**773**	**3,523**	**4.6**	**48**	**26**	**282**	**2,230**	**7.9**	**57**	**11**

		KICKOFF RETURNS				
Year	**Team**	**No**	**Yds**	**Avg**	**Lg**	**TD**
2007	New Orleans	36	865	24.0	64	0
2008	New Orleans	31	793	25.6	88	0
2009	New Orleans	1	19	19.0	19	0
2010	New Orleans	7	154	22.0	32	0
2011	New Orleans	1	15	15.0	15	0
2012	New Orleans	5	91	18.2	38	0
2013	New Orleans	1	12	12.0	12	0
NFL Totals		**82**	**1,949**	**23.8**	**88**	**0**

ADDITIONAL STATISTICS: Special Teams Tackles — (2007, 5); (2008, 5); (2009, 1); (2012, 2) **Total: 13; Special Teams Fumble Recoveries —** (2007, 1) **Total: 1; Two-Point Conversions —** (2007, 1) **Total: 1.**

PIERRE THOMAS

CAREER HIGHS: Rushes — 22, at Chicago (12/11/08); **Rushing Yards —** 126, at Buffalo (9/27/09); **Long Rush —** 48, at Carolina (9/16/12); **Rushing TDs —** 2 (3x), last at Buffalo (9/27/09); **Receptions —** 12, at Chicago (12/30/07); **Receiving Yards —** 121, at Chicago (12/30/07); **Long Reception —** 57, vs. Indianapolis (10/23/11); **Receiving TDs —** 2, at Chicago (10/6/13); **Kickoff Returns —** 8, vs. St. Louis (11/11/07); **Kickoff Return Yards —** 233, vs. St. Louis (11/11/07); **Long Kickoff Return —** 88, vs. Atlanta (12/7/08); **Kickoff Returned for TD —** 0; **Special Teams Tackles —** 2, at Washington (9/14/08).

POSTSEASON

				RUSHING					RECEIVING				
Year	**Team**	**GP**	**GS**	**Att**	**Yds**	**Avg**	**Lg**	**TD**	**No**	**Yds**	**Avg**	**Lg**	**TD**
2009	New Orleans	3	2	36	143	4.0	12	1	12	111	9.3	38t	2
2011	New Orleans	2	1	9	72	8.0	31	1	7	60	8.6	14	0
NFL Totals		**5**	**3**	**45**	**215**	**4.8**	**31**	**2**	**19**	**171**	**9.0**	**38t**	**2**

		KICKOFF RETURNS				
Year	**Team**	**No**	**Yds**	**Avg**	**Lg**	**TD**
2009	New Orleans	1	40	40.0	40	0
2011	New Orleans	0	0	0.0	0	0
NFL Totals		**1**	**40**	**40.0**	**40**	**0**

POSTSEASON CAREER HIGHS: Rushes — 14, vs. Minnesota (1/24/10); **Rushing Yards —** 66, vs. Detroit (1/7/12); **Long Rush —** 31, vs. Detroit (1/7/12); **Rushing TDs —** 1 (2x), last vs. Detroit (1/7/12); **Receptions —** 6 (2x), last vs. Detroit (1/7/12); **Receiving Yards —** 55 (2x), last vs. Detroit (1/7/12); **Long Reception —** 38t, vs. Minnesota (1/24/10); **Receiving TDs —** 1 (2x), last vs. Indianapolis (2/7/10); **Kickoff Returns —** 1, vs. Minnesota (1/24/10); **Kickoff Return Yards —** 40, vs. Minnesota (1/24/10); **Long Kickoff Return —** 40, vs. Minnesota (1/24/10); **Kickoff Returned for TD —** 0.

88

WR

Nick TOON

HEIGHT: 6-4 WEIGHT: 218
COLLEGE: WISCONSIN
JOINED SAINTS: D4-12
NFL EXPERIENCE: 3
BORN: 11/4/88

NFL CAREER – Nick Toon returns to the Saints for his third season in 2014 after being selected in the fourth round (122nd overall) of the 2012 NFL Draft. The former University of Wisconsin standout played in eight games with three starts for the Black and Gold in 2013, posting four receptions for 68 yards. The tall, sure-handed target will compete for a spot in the New Orleans receiver rotation after early improvement and a standout college career where he followed in his father's, Al, footsteps, who left as the school's leading receiver in 1985 and became a three-time Pro Bowl wideout for the New York Jets.

CAREER TRANSACTIONS – Placed on Injured Reserve, 8/31/12; Signed to a four-year contract, 7/16/12; Selected in the fourth round (122nd overall) of the 2012 NFL Draft.

2013 – Appeared in eight contests with three starts and posted four receptions for 68 yards…Received first start vs. Miami, Sept. 30, and made first career reception for 18 yards…Started and caught a career-long 35-yard pass at Chicago, Oct. 6…Inactive for eight regular season games and both postseason contests.
2012 – Appeared in two preseason contests, recording two receptions for six yards before suffering a season-ending foot injury.

COLLEGE – Appeared in 47 games with 31 starts, recording 171 catches for 2,447 yards and 18 touchdowns, finishing his career ranked in the top five in Wisconsin history in all three categories…Earned second-team All-Big Ten Conference accolades from the league's coaches and honorable mention from the media as he started all 13 games, recording a team-high 64 receptions for 926 yards (14.5 avg.) with 10 touchdowns as a redshirt senior…2011 catch total tied for third on the school season-record list, yardage ranked fifth and receiving touchdown total ranked second…Played in nine games as a redshirt junior, starting seven contests at split end, as he finished second on the team in receiving with 36 catches for 459 yards (12.8 avg.) and three touchdowns. Added 10 yards on two carries...Received All-Big Ten Conference honorable mention honors as he played in 13 games with 11 starts as a redshirt sophomore while leading the team with 54 receptions for 805 yards and four touchdowns…Appeared in 12 games and recorded 17 receptions for 257 yards with one touchdown as a redshirt freshman in 2008 after sitting out the 2007 campaign…Graduated with a bachelor's degree in community leadership & non-profit management.

PERSONAL – Prepped at Middleton (Wisc.) HS…As a senior, was a first-team All-State Choice and finished with 51 receptions for 799 yards, 17 kickoff returns for 430 yards, 13 TDs and two interceptions…Father, Al, was inducted into Wisconsin's Hall of Fame in 1995, where he starred as a wide receiver and with the track team from 1982-85, leaving as the school's then record-holder with 131 receptions for 2,103 yards and 19 TDs…After graduating, Al was selected 10th overall in the 1985 NFL Draft by the New York Jets and went on to become a three-time Pro Bowl receiver who played his entire career with the Jets from 1985-92…Born November 4, 1988.

NICK TOON

				RECEIVING				
Year	**Team**	**GP**	**GS**	**No**	**Yds**	**Avg**	**Lg**	**TD**
2012	New Orleans			INJURED RESERVE				
2013	New Orleans	8	3	4	68	17.0	35	0
NFL Totals		**8**	**3**	**4**	**68**	**17.0**	**35**	**0**

CAREER HIGHS: Receptions — 1 (4x), last vs. San Francisco (11/17/13); **Receiving Yards —** 35, at Chicago (10/6/13); **Long Reception —** 35, at Chicago (10/6/13); **Receiving TDs —** 0.

Kenny VACCARO

32

S

HEIGHT: 6-0 WEIGHT: 214
COLLEGE: TEXAS
JOINED SAINTS: D1-13
NFL EXPERIENCE: 2
BORN: 2/15/91

NFL CAREER – The first round pick of the Saints in 2013 (15th overall), Vaccaro was able to make immediate contributions to the New Orleans secondary as the former All-American at the University of Texas started all 14 games he appeared in as a rookie, totaling 93 tackles (60 solo), one sack, one interception, six passes defensed, one forced fumble and three special teams stops before suffering a season-ending ankle injury. The versatile, hard-hitting safety has continued his development on the field, in the weight room and in the meeting room, bringing his diverse talents to the defensive backfield.

CAREER TRANSACTIONS – Placed on Injured Reserve, 12/25/13; Signed to a four-year contract, 5/9/13; Selected by the Saints in the first round (15th overall) of the 2013 NFL Draft.

HONORS – **2013:** PFWA All-Rookie.

2013 – Started all 14 games he appeared in, finishing with 93 tackles (60 solo), one sack, one interception, six passes defensed, one forced fumble and three special teams stops. Missed Week 11 contest vs. San Francisco, Nov. 17, after sustaining a concussion the prior week. Suffered a season-ending ankle injury in week 16 that required surgery and forced him to be placed on injured reserve…

2013 GAME BY GAME

				DEFENSE										
Date	Opp.	GP	ST	SOLO	AST	TOT	SACK/YDS		INT/YDS		PD	FF	FR
9/8	ATL	X	X	5	2	7	0	0	0	0	1	0	0
9/15	@TB	X	X	7	1	8	0	0	0	0	0	0	0
9/22	ARZ	X	X	5	1	6	0	0	1	29	1	0	0
9/30	MIA	X	X	3	2	5	0	0	0	0	0	0	0
10/6	@CHI	X	X	6	0	6	1	8	0	0	1	0	0
10/13	@NE	X	X	4	4	8	0	0	0	0	0	0	0
10/27	BUF	X	X	3	2	5	0	0	0	0	1	0	0
11/3	@NYJ	X	X	5	3	8	0	0	0	0	1	0	0
11/10	DAL	X	X	2	3	5	0	0	0	0	0	0	0
11/17	SF	Inactive (concussion)											
11/21	@ATL	X	X	5	5	10	0	0	0	0	1	0	0
12/2	@SEA	X	X	5	2	7	0	0	0	0	0	1	0
12/8	CAR	X	X	5	3	8	0	0	0	0	0	0	0
12/15	@StL	X	X	3	4	7	0	0	0	0	0	0	0
12/22	@CAR	X	X	2	1	3	0	0	0	0	0	0	0
12/29	TB	Injured Reserve											
2013 Season		**14**	**14**	**60**	**33**	**93**	**1**	**8**	**1**	**29**	**6**	**1**	**0**

Started and appeared in first professional game at nickel cornerback and posted seven tackles (five solo) and a pass defensed that led to a game-clinching interception by safety Roman Harper in opener vs. Atlanta, Sept. 8…Started at safety and recorded six stops (five solo) and an interception returned for 29 yards while also contributing a special teams tackle vs. Arizona, Sept. 22...Totaled six solo tackles, one pass defensed and first-career sack for a loss of eight yards at Chicago, Oct. 6…Earned a career-high 10 stops (five solo) while adding a pass defensed at Atlanta, Nov. 21…Started at safety and racked up seven tackles (five solo) and one forced fumble while also posting a special teams stop at Seattle, Dec. 2…Tallied three tackles (two solo) before leaving game in first half with season-ending ankle injury at Carolina, Dec. 22…Placed on injured reserve, Dec. 25.

COLLEGE – Appeared in 51 games with 32 starts for the Longhorns, totaling 264 tackles (162 solo), two sacks for minus 16 yards, 16 stops for losses of 59 yards, five interceptions for 19 yards in returns, 21 passes defensed, four forced fumbles, one fumble recovery, two blocked punts and 14 special teams tackles (10 solo)…Earned first-team All-American honors as a senior and All-Big 12 first-team recognition from league coaches in his final two years…Played four different positions including both safety spots…Started all 13 games at free safety as a senior and totaled a team-leading and career-high 107 tackles (60 solo), including four stops for a loss, two interceptions for 19 yards in returns, five passes defensed, two forced fumbles and one fumble recovery…As a junior, started all 13 contests at strong safety and totaled 82 tackles (47 solo), two sacks for minus 16 yards, eight stops for a loss, eight passes defensed and two interceptions…Helped Longhorns lead conference and rank sixth in nation in rushing defense (92.2 ypg.) and 11th in total defense (306.1 ypg.)…Appeared in all 12 games on defense and special teams as a sophomore and finished fifth on the team with 56 tackles (42 solo), also adding four stops for minus 22 yards, eight passes defensed, one interception and a forced fumble, also contributing five tackles (four solo) and a blocked punt on special teams…Helped the Longhorns rank sixth in the nation in total defense (300.2 ypg.) and pass defense (161.6 ypg.)…Appeared in all 13 games on defense and special teams as a freshman and recorded 19 tackles (13 solo), one forced fumble, nine special teams stops and one blocked punt…Physical culture and sports major.

PERSONAL – Attended Brownwood (Texas) HS before transferring to Early HS for his senior campaign…Played six different positions in high school while totaling 235 tackles and five interceptions in three years, also seeing action on offense at wide receiver and running back…Earned both All-State and All-District first-team honors at defensive back…Also played basketball for three years…Uncle, A.J. Johnson, played cornerback for the Washington Redskins (1989-94), helping them to a victory in Super Bowl XXVI before spending one season with San Diego (1995)…Brother Kevin, is a junior safety at Texas…Born Feb. 15, 1991 in Brownwood, Texas.

KENNY VACCARO

					TACKLES				INTERCEPTIONS					FUMBLES		
Year	Team	GP	GS	Tot	Solo	Asst	Sk	Yds	No	Yds	Lg	TD	PD	FF	FR	Yds
2013	New Orleans	14	14	93	60	33	1.0	8.0	1	29	29	0	6	1	0	0
NFL totals		**14**	**14**	**93**	**60**	**33**	**1.0**	**8.0**	**1**	**29**	**29**	**0**	**6**	**1**	**0**	**0**

ADDITIONAL STATISTICS: Special Teams Tackles — (2013, 3); **Total: 3.**

CAREER HIGHS: Tackles — 10, at Atlanta (11/21/13); **Sacks —** 1, at Chicago (10/6/13); **Interceptions —** 1, vs. Arizona (9/22/13); **Passes Defensed —** 1 (6x), last vs. Atlanta (11/21/13); **Forced Fumbles —** 1, at Seattle (12/2/13); **Fumble Recoveries —** 0.

POSTSEASON

					TACKLES				INTERCEPTIONS					FUMBLES		
Year	Team	GP	GS	Tot	Solo	Asst	Sk	Yds	No	Yds	Lg	TD	PD	FF	FR	Yds
2013	New Orleans							INJURED RESERVE								
NFL Totals		**0**	**0**	**0**	**0**	**0**	**0.0**	**0.0**	**0**	**0**	**0**	**0**	**0**	**0**	**0**	**0**

Trevin WADE

30

CB

HEIGHT: **5-10** WEIGHT: **190**
COLLEGE: **ARIZONA**
JOINED SAINTS: **FA-13**
NFL EXPERIENCE: **3**
BORN: **8/1/89**

NFL CAREER – Following a season-ending knee injury to Jabari Greer in 2013, the Saints signed Trevin Wade to add depth on both defense and special teams. Wade appeared in two regular season games and both postseason contests for the Saints, adding support in the defensive backfield and on coverage units. Originally a seventh-round draft pick by Cleveland in 2012, Wade has appeared in 15 career games with both the Browns and Saints and has recorded 11 tackles (eight solo), two passes defensed and six special teams stops.

CAREER TRANSACTIONS – Signed by New Orleans, 11/20/13; Waived by Cleveland, 8/28/13; Signed by Cleveland to a four-year contract, 5/10/12; Originally selected by Cleveland Browns in the seventh round (245th overall) of the 2012 NFL Draft with a compensatory pick.

2013 – Went to training camp with the Browns but was waived, Aug. 28…Signed by New Orleans on Nov. 20, and saw first action of the season at Carolina, Dec. 22…Played on defense and special teams and recorded a pass defensed in regular season finale vs. Tampa Bay, Dec. 29…Appeared in both postseason contests and posted three tackles (one solo) and one special teams stop…In NFL postseason debut in NFC Wild Card Playoff at Philadelphia, 1/4/14, posted one assisted tackle…In NFC Divisional Playoff at Seattle, 1/11/14, recorded two tackles (one solo) and one special teams stop. **2012** – Played in 13 games in a reserve role for

Cleveland…Posted 11 tackles (eight solo) and a pass defensed. Added six stops on special teams. Part of a kickoff coverage unit that ranked second in the NFL, allowing a 19.8-yard average on 43 kickoff returns. Was inactive for three games over the course of the year…Made NFL debut at Cincinnati, Sept. 16, and tallied one tackle.

COLLEGE – Four-year letterman at the University of Arizona (2008-11)…Opened 35 of his 50 career games and totaled 180 tackles, 12 interceptions and one forced fumble…Finished college career ranked eighth in school history with 28 passes defensed…Also returned two interceptions for touchdowns…Majored in economics.

PERSONAL – Attended Stony Point (Round Rock, Texas) HS…Also played quarterback, running back and receiver in high school…Also lettered in basketball…Volunteers with the Special Olympics…Training for his pilot's license…Considers himself a movie buff…Enjoys ballroom dancing and boxing.

TREVIN WADE

					TACKLES				INTERCEPTIONS					FUMBLES		
Year	Team	GP	GS	Tot	Solo	Asst	Sk	Yds	No	Yds	Lg	TD	PD	FF	FR	Yds
2012	Cleveland	13	0	11	8	3	0.0	0.0	0	0	0	0	1	0	0	0
2013	New Orleans	2	0	0	0	0	0.0	0.0	0	0	0	0	1	0	0	0
NFL totals		**15**	**0**	**11**	**8**	**3**	**0.0**	**0.0**	**0**	**0**	**0**	**0**	**2**	**0**	**0**	**0**
Saints totals		**2**	**0**	**0**	**0**	**0**	**0.0**	**0.0**	**0**	**0**	**0**	**0**	**1**	**0**	**0**	**0**

ADDITIONAL STATISTICS: Special Teams Tackles — (2012, 6); **Total: 6.**

CAREER HIGHS: Tackles — 4, at Dallas (11/18/12); **Solo Tackles —** 3, at Dallas (11/18/12); **Sacks —** 0; **Interceptions —** 0; **Passes Defensed —** 1 (2x), last vs. Tampa Bay (12/29/13); **Forced Fumbles —** 0; **Fumble Recoveries —** 0.

POSTSEASON

					TACKLES				INTERCEPTIONS					FUMBLES		
Year	Team	GP	GS	Tot	Solo	Asst	Sk	Yds	No	Yds	Lg	TD	PD	FF	FR	Yds
2013	New Orleans	2	0	3	1	2	0.0	0.0	0	0	0	0	0	0	0	0
NFL Totals		**0**	**0**	**3**	**1**	**2**	**0.0**	**0.0**	**0**	**0**	**0**	**0**	**0**	**0**	**0**	**0**

ADDITIONAL POSTSEASON STATISTICS: Special Teams Tackles — (2013, 1); **Total: 1.**

CAREER HIGHS: Tackles — 2, at Seattle (1/11/14); **Solo Tackles —** 1, at Seattle (1/11/14); **Sacks —** 0; **Interceptions —** 0; **Passes Defensed —** 0; **Forced Fumbles —** 0; **Fumble Recoveries —** 0; **Special Teams Tackles —** 1, at Seattle (1/11/14).



Tyrunn WALKER

75
DE

HEIGHT: 6-3 WEIGHT: 294
COLLEGE: TULSA
JOINED SAINTS: FA-12
NFL EXPERIENCE: 3
BORN: 3/18/90

NFL CAREER – Originally signed as an undrafted free agent out of Tulsa in 2012, Walker saw his first game action in 2013 while appearing in seven contests and playing on defense and special teams. After spending the entire 2012 season

on the Saints active roster, Walker was able to post 12 tackles (five solo), a sack and a pass defensed in 2013. The defensive lineman, who is capable of playing at end or tackle, looks to build on his experience in 2014 and establish himself as a solid contributor on the defensive line.

CAREER TRANSACTIONS – Signed by New Orleans as an undrafted free agent, 4/30/12.

2013 – Appeared in seven contests both in the defensive line rotation and on special teams and posted 12 stops (five solo), one sack and one pass defensed…Inactive in week two and in weeks 5-11 (knee)…Recorded career-high five tackles (two solo) and his first career sack of Dolphins quarterback Ryan Tannehill vs. Miami, Sept. 30…Inactive for both playoff contests. **2012** – Spent the entire season on the Saints 53-man roster and was a gameday inactive for 15 contests…Active, but did not play at Atlanta, Nov. 29.

COLLEGE – Started career at Jones County (Miss.) Junior College before transferring to Tulsa…Started all 26 games in two seasons for the Golden Hurricane and finished with 84 tackles, 25.5 stops for a loss, 13.5 sacks, 11 passes defensed, four forced fumbles and two fumble recoveries…As a senior in 2011, recorded 41 tackles, 13.5 for a loss, eight sacks, eight passes defensed, three forced fumbles and two blocked kicks…As a junior, registered 43 tackles, 12 for a loss, 5.5 sacks, three passes defensed, two fumble recoveries and a forced fumble…Majored in exercise sports science.

PERSONAL – Prepped at Westgate (New Iberia, La.) HS, where he helped his team win the Class 5A state championship, earning first-team all-district honors…Made 64 tackles, including 24 stops for a loss his senior season…Born March 18, 1990.

TYRUNN WALKER

				TACKLES					INTERCEPTIONS					FUMBLES		
Year	**Team**	**GP**	**GS**	**Tot**	**Solo**	**Asst**	**Sk**	**Yds**	**No**	**Yds**	**Lg**	**TD**	**PD**	**FF**	**FR**	**Yds**
2012	New Orleans	0	0	0	0	0	0.0	0.0	0	0	0	0	0	0	0	0
2013	New Orleans	7	0	12	5	7	1.0	4.0	0	0	0	0	1	0	0	0
NFL totals		**7**	**0**	**12**	**5**	**7**	**1.0**	**4.0**	**0**	**0**	**0**	**0**	**1**	**0**	**0**	**0**

CAREER HIGHS: Tackles — 5, vs. Miami (9/30/13); **Sacks —** 1, vs. Miami (9/30/13); **Interceptions —** 0; **Passes Defensed —** 1, at Carolina (12/22/13); **Forced Fumbles —** 0; **Fumble Recoveries —** 0.

POSTSEASON

				TACKLES					INTERCEPTIONS					FUMBLES		
Year	**Team**	**GP**	**GS**	**Tot**	**Solo**	**Asst**	**Sk**	**Yds**	**No**	**Yds**	**Lg**	**TD**	**PD**	**FF**	**FR**	**Yds**
2013	New Orleans	0	0	0	0	0	0.0	0.0	0	0	0	0	0	0	0	0
NFL Totals		**0**	**0**	**0**	**0**	**0**	**0.0**	**0.0**	**0**	**0**	**0**	**0**	**0**	**0**	**0**	**0**



Benjamin WATSON

82
TE

HEIGHT: 6-3 WEIGHT: 255
COLLEGE: GEORGIA
JOINED SAINTS: UFA-13 (CLE)
NFL EXPERIENCE: 11
BORN: 12/18/80

NFL CAREER – With a combination of athleticism, strength and speed, Watson teamed with Jimmy Graham and gave the New Orleans Saints offense even more of a boost because of his sure hands and rugged body. Watson, originally a first round draft pick of the New England Patriots in 2004, came to New Orleans after spending three seasons with the Cleveland Browns and posted 19 receptions for 226 yards and two touchdowns while appearing in 15 games with seven starts in 2013. With career totals in 131 games with 95 starts of 340 receptions for 4,002 yards (11.8 avg.) with 30 touchdowns, Watson's ability to get open as well as his outstanding leadership abilities make him a solid fit for the Saints both on and off the field.

CAREER TRANSACTIONS – Signed by Saints to a three-year contract (UFA-CLE), 3/18/13; Placed on Injured Reserve by Cleveland Browns, 12/16/11; Signed by Cleveland to a three-year contract (UFA-NE), 3/12/10; Placed on Injured Reserve by New England Patriots, 9/29/04; Signed by New England to a six-year contract, 8/16/04; Selected by New England in the first round (32nd overall) of the 2004 NFL Draft.

2013 – Appeared in 15 games with seven starts in his first season as a Saint and hauled in 19 receptions for 226 yards (11.9 avg.) and two touchdowns. Started both postseason contests and caught one pass for 27 yards in NFC Divisional Playoff at Philadelphia, 1/4/14. Inactive vs. San Francisco, Nov. 17 (concussion)…Brought in a four-yard touchdown reception vs. Miami, Sept. 30…Finished with three receptions for 61 yards against his former team at New England, Oct. 13. **2012** – Played in all 16 games with 14 starts in his final season in Cleveland and recorded 49 receptions for 501 yards and three touchdowns. His reception total was fourth on the team, while he was third in both receiving TDs and receiving yardage. His reception total tied for the second-highest of his career, while his yardage total ranked third…In club's first win of season vs. Cincinnati, Oct. 14, gave the Browns the lead for good with a fourth quarter touchdown reception…Recorded four receptions for 47 yards and tied a career-high with two touchdowns at Dallas, Nov. 18…Registered six receptions for a season-high 80 yards at Oakland, Dec. 2…Led Browns in receiving in season finale at Pittsburgh, Dec. 30, with seven receptions for 64 yards. **2011** – Started 11 of the 13 games in which he played. Caught 37 passes for 410 yards and two touchdowns, finishing third on the team in receptions and receiving yards…Had three catches for 45 yards vs. Cincinnati, Sept. 11, including a 34-yard touchdown grab…Hauled in a season-high six receptions for 48 yards vs. Tennessee, Oct. 2, and scored on a 10-yard pass from Colt McCoy on fourth-and-nine in the fourth quarter…Appeared

in his 100th career regular season contest at Pittsburgh, Dec. 8, and caught two passes for 11 yards before leaving the game in the second quarter with a concussion that ended his season. **2010** – Started a career-high 16 games and led the team in all three receiving categories with 68 receptions for 763 yards and three touchdowns. Reception total was 10th in the AFC, first among conference tight ends and fifth among NFL tight ends. Reception total also was the sixth-highest single-season figure by a Browns tight end. Yardage figure was second among NFL tight ends, trailing only Antonio Gates (782). It also was fifth-most among all NFL tight ends in 2010 and was the eighth-most ever by a Browns tight end all-time. Became the first Browns tight end to lead the Browns in receiving yards since Ozzie Newsome (711) in 1985. One of only three NFL tight ends (Zach Miller, Vernon Davis) to lead their club in both receptions and receiving yards. Had five or more catches in a game eight times…Hauled in career-long 44-yard reception from Seneca Wallace against Kansas City, Sept. 19…Recorded touchdown receptions from Wallace (at Baltimore, Sept. 26), McCoy (at Pittsburgh, Oct. 17) and Jake Delhomme (at Miami, Dec. 5)…Against the Dolphins, set a career-high with 10 receptions, totaling 100 yards. **2009** – Appeared in 16 games with seven starts in his final season in New England. Ranked fifth on the team with 29 receptions for 404 yards (13.9 avg.) and five touchdowns…Recorded a season-high six receptions for 77 yards, while matching a career-high with two touchdowns against Buffalo, Sept. 14. **2008** – Played in 14 games with nine starts for New England and finished fifth on the team with 22 receptions for 209 yards and five touchdowns…Tallied season-highs with eight receptions for 88 yards and one touchdown against N.Y. Jets, Nov. 13…Registered his second touchdown reception of the season with a two-yard scoring strike from Matt Cassel in the Patriots' comeback win at Seattle, Dec. 7. **2007** – Saw action in 12 games with eight starts and recorded 36 receptions for 289 yards, with a career-high six touchdowns…Set career-highs in receiving yards (107) and touchdowns (2) vs. Cleveland, Oct. 7…Member of special teams unit that blocked for Ellis Hobbs' NFL record-setting 108-yard kickoff return for a touchdown in opener at N.Y. Jets, Sept. 9…Recorded a touchdown reception in each of the first three games of the season…Hauled in his sixth touchdown catch of the season on a three-yard score at Buffalo, Nov. 18…Tied the Patriots' playoff record for most touchdown receptions in a game with a pair of scores in the team's divisional playoff victory over Jacksonville, 1/12/08. **2006** – Started all 13 games in which he appeared and finished second on the team with 49 receptions for 643 receiving yards with three touchdowns…Led the team with 95 receiving yards on seven receptions with a touchdown at Minnesota, Oct. 30…Led the team with five receptions and 74 receiving yards, including a touchdown, at Green Bay, Nov. 19…Tied for team lead with six receptions for a team-high 87 yards and a touchdown against Chicago, Nov. 26…Led the team with five receptions for 48 yards in AFC Championship at Indianapolis, 1/21/07. **2005** – Played in 15 games with nine starts. Led all New England tight ends with 29 receptions for 441 yards and four touchdowns…Snared his first career touchdown, on a 33-yard pass from Tom Brady, against Atlanta, Oct. 9….Led the team with 66 receiving yards on four receptions against New Orleans, Nov. 20…Led the team with five receptions and 91 receiving yards, including a 63-yard touchdown in the Wild Card Playoff game against Jacksonville, 1/7/06, marking the longest touchdown reception in

Patriots playoff history…In a losing effort in the Divisional Playoff game at Denver, 1/14/06, made a spectacular effort play when he ran down Broncos CB Champ Bailey on a 100-yard interception return at the Patriots one-yard line, preventing him from scoring a touchdown on the pick. **2004** – Started only game in which he played…Made NFL debut against Indianapolis, Sept. 9, and recorded two receptions for 16 yards…Placed on injured reserve with a knee injury on September 29.

COLLEGE – Registered 73 receptions for 945 receiving yards (12.9 avg.) and seven touchdowns during his collegiate career…Began his career at Duke University (1999), catching eight passes for 93 yards and one touchdown…As a three-year letterman at the University of Georgia (2001-03), recorded 65 receptions for 852 yards (13.6 avg.) and six touchdowns…Served as offensive team captain as a senior…A preseason All-America and All-Southeastern Conference selection as a senior…Posted 23 receptions for 324 yards and two touchdowns as a senior... Started 13 games as a junior, registering 31 catches for 341 yards and three touchdowns…Majored in finance.

PERSONAL – Born Benjamin Seth Watson in Norfolk, Va…Attended Northwestern (Rock Hill, S.C.) HS…Recorded 31 receptions for 515 yards and five touchdowns as a senior…Led team to state championship as junior…Traveled to Israel with Patriots owner Robert Kraft and a group from Boston area in 2008…In the winter of 2007, traveled with a small group of NFL players on USO tour visiting U.S. military bases in Iraq and Afghanistan…Traveled to China as Patriots ambassador…Lists photography as a hobby…Member of both the National Honor Society in high school and Fellowship of Christian Athletes…Created the One More Foundation which is dedicated to spreading the love and hope of Christ to one more soul (www.WatsonOneMore.org)…In December, 2013, Watson and his family and his foundation hosted the "The Big BENefit" which provided $350 dollar gift cards to 25 families from the New Orleans area selected by the New Olreans Family Justice Center for a shopping spree at a local retailer…Recipient of 2012 Athletes in Action Call to Courage Award…Was a finalist for the 2013 Byron "Whizzer" White Award.

BENJAMIN WATSON

				RECEIVING				
Year	**Team**	**GP**	**GS**	**No**	**Yds**	**Avg**	**Lg**	**TD**
2004	New England	1	1	2	16	8.0	14	0
2005	New England	15	9	29	441	15.2	35	4
2006	New England	13	13	49	643	13.1	40	3
2007	New England	12	8	36	389	10.8	35	6
2008	New England	14	9	22	209	9.5	29	2
2009	New England	16	7	29	404	13.9	36	5
2010	Cleveland	16	16	68	763	11.2	44	3
2011	Cleveland	13	11	37	410	11.1	34t	2
2012	Cleveland	16	14	49	501	10.2	27	3
2013	New Orleans	15	7	19	226	11.9	32	2
NFL Totals		**131**	**95**	**340**	**4,002**	**11.8**	**44**	**30**
Saints Totals		**15**	**7**	**19**	**226**	**11.9**	**32**	**2**

BENJAMIN WATSON

ADDITIONAL STATISTICS: Rushing — (2007, 1 att., 11 yards); (2010, 1 att., -1 yard) **Total: 2 att., 10 yards.**

CAREER HIGHS: Receptions — 10, at Miami (12/5/10); **Receiving Yards —** 107, vs. Cleveland (10/7/07); **Long Reception —** 44, vs. Kansas City (9/19/10); **Receiving TDs —** 2 (3x), last at Dallas (11/18/12).

POSTSEASON

				RECEIVING				
Year	**Team**	**GP**	**GS**	**No**	**Yds**	**Avg**	**Lg**	**TD**
2004	New England			INJURED RESERVE				
2005	New England	2	2	5	91	18.2	63t	1
2006	New England	3	2	5	81	8.1	19	0
2007	New England	3	3	3	20	6.7	9t	2
2009	New England	1	0	1	3	3.0	3	0
2013	New Orleans	2	2	2	27	13.5	27	0
NFL Totals		**11**	**9**	**21**	**222**	**10.6**	**63t**	**3**
Saints Totals		**2**	**2**	**2**	**27**	**13.5**	**27**	**0**

POSTSEASON CAREER HIGHS: Receptions — 5 (2x), last at Indianapolis (1/21/07); **Receiving Yards —** 91, vs. Jacksonville (1/7/06); **Long Reception —** 63t, vs. Jacksonville (1/7/06); **Receiving TDs —** 2, vs. Jacksonville (1/12/08).



Thomas WELCH

60

T

HEIGHT: **6-7** WEIGHT: **310**
COLLEGE: **VANDERBILT**
JOINED SAINTS: **FA-14**
NFL EXPERIENCE: **4**
BORN: **6/19/87**

NFL CAREER – Welch is a three-year NFL veteran who will compete for a roster spot on the offensive line, adding depth to both the offensive line and special teams units. The Brentwood, Tenn. native has appeared in 27 games with one start for the Buffalo Bills, St. Louis Rams and New England Patriots.

CAREER TRANSACTIONS – Signed by Saints, 5/19/14; Signed by Buffalo Bills, 11/7/12; Waived by Philadelphia Eagles, 8/25/12; Claimed off of waivers by Philadelphia from St. Louis, 5/4/12; Waived by St. Louis, 5/3/12; Signed by St. Louis Rams to active roster, 11/22/11; Signed by Buffalo to practice squad, 11/17/11; Released from practice squad by New England, 11/8/11; Re-signed by New England to practice squad, 10/12/11; Waived by New England, 10/10/11; Signed by New England to active roster, 10/1/11; Re-signed to New England Patriots practice squad, 9/15/11; Released by New England, 9/14/11; Signed by New England to active roster, 9/12/11; Signed by New England to practice squad, 9/5/11; Waived by Minnesota, 9/3/11; Signed to active roster by Minnesota, 12/14/10; Signed by Minnesota Vikings to practice squad, 9/6/10; Waived by New England, 9/4/10; Signed by Patriots to a three-year contract, 6/4/10; Selected by New England Patriots in the seventh round (208th overall) of the 2010 NFL Draft.

2013 – Saw action in all 16 contests, playing primarily on special teams. **2012** – Played in three games for the Bills, spending some time on the offensive line. **2011** – Saw time in eight games, appearing in five for the Rams and three for the Patriots…As a Patriot, recorded his first career start against Oakland, Oct. 2. **2010** – Spent the season on the Vikings practice squad before being promoted to active roster for final two weeks of season.

COLLEGE – Began career as a tight end before moving to tackle following his redshirt season…As a fifth-year senior at Vanderbilt, started 11 games despite struggling with an ankle sprain during the final six weeks of action…As a junior, moved into the starting lineup and started 13 games…Earned bachelor's degree in economics in December, 2009.

PERSONAL – Attended Brentwood (Tenn.) HS…Mom played college basketball at Rollins (Fla.) College…Full name: Dwayne Thomas Welch, Jr.

THOMAS WELCH

Games Played/Started: New England — (2011, 3/1) **St. Louis —** (2011, 5/0) **Buffalo —** (2012, 3/0); (2013, 16/0)
NFL Totals: 27/1.



Corey WHITE

24
CB

HEIGHT: 6-1 WEIGHT: 205
COLLEGE: SAMFORD
JOINED SAINTS: D5-12
NFL EXPERIENCE: 3
BORN: 5/9/90

NFL CAREER – A hard-hitting defensive back possessing a combination of physicality, coverage ability and speed, White received a wealth of experience in his second season, starting the final six games and both postseason contests. In two seasons, the former Samford University standout has appeared in 26 games with 10 starts and has posted 74 tackles (58 solo), two interceptions, 10 passes defensed and one fumble recovery while also adding six tackles on special teams. The Dunwoody, Ga. native returns to the Saints in his third season hoping to continue his development as a defender and build on a successful start to his career.

CAREER TRANSACTIONS – Placed on Injured Reserve, 12/18/12; Signed to a four-year contract, 7/2/12; Selected by New Orleans in the fifth round (162nd overall) of 2012 NFL Draft.

2013 – Appeared in all 16 games with six starts, finishing the regular season with 42 tackles (30 solo), one interception, seven passes defensed and one fumble recovery. Also added two stops and a forced fumble on coverage units...Finished

fourth in the regular season among New Orleans defensive backs in tackles. Started both postseason contests and recorded seven tackles (five solo) and a pass defensed…Started first game of the season for an injured Jabari Greer at Atlanta, Nov. 21, and posted a career-high eight tackles (five solo) and a fumble recovery…Earned seven stops (six solo) in regular season finale vs. Tampa Bay, Dec. 29.

2012 – Appeared in 10 games with four starts as a rookie for the Saints, finishing with 32 tackles (28 solo), an interception and three passes defensed, also contributing four special teams stops…Missed four contests (weeks 11-12, 14-15) due to a knee injury and was placed on Injured Reserve prior to week 16…Started first career NFL contest and posted four solo tackles vs. Washington, Sept. 9…Tallied a season-high six stops (five solo) while starting at left cornerback at Carolina, Sept. 16…Posted three solo tackles and two special teams stops vs. Kansas City, Sept. 23…Registered four tackles (three solo), two passes defensed and his first-career interception on a pass from Falcons quarterback Matt Ryan vs. Atlanta, Nov. 11.

COLLEGE – Appeared in 44 games at defensive back for the Bulldogs, totaling 140 tackles (118 solo), seven interceptions, 18 passes defensed, four forced fumbles and one blocked kick…Contributed 58 stops (52 solo), a team-best four interceptions, five passes defensed, two forced fumbles and a blocked kick in 11 games as a senior...Started all 11 games at cornerback and finished with 31 tackles (27 solo), one interception, seven passes defensed and two forced fumbles as a junior in 2010…As sophomore in 2009, appeared in all 11 contests and had 36 tackles (27 solo), two interceptions and three passes defensed…Saw action in all 11 games as a freshman and made 15 stops (12 solo) and three passes defensed…Majored in mathematics.

PERSONAL – Attended Dunwoody (Ga.) HS, where he was named team Most Valuable Player and first-team All-DeKalb County, recording 52 tackles (35 solo), one forced fumble, one fumble recovery, one interception and one blocked kick…Born May 9, 1990.

COREY WHITE

					TACKLES				INTERCEPTIONS					FUMBLES		
Year	**Team**	**GP**	**GS**	**Tot**	**Solo**	**Asst**	**Sk**	**Yds**	**No**	**Yds**	**Lg**	**TD**	**PD**	**FF**	**FR**	**Yds**
2012	New Orleans	10	4	32	28	4	0.0	0.0	1	0	0	0	3	0	0	0
2013	New Orleans	16	6	42	30	12	0.0	0.0	1	43	43	0	7	0	1	0
NFL totals		**26**	**10**	**74**	**58**	**16**	**0.0**	**0.0**	**2**	**43**	**43**	**0**	**10**	**0**	**1**	**0**

ADDITIONAL STATISTICS: Special Teams Tackles — (2012, 4); (2013, 2) **Total: 6; Special Teams Forced Fumbles —** (2013, 1) **Total: 1.**

CAREER HIGHS: Tackles — 8, at Atlanta (11/21/13); **Interceptions —** 1 (2x), last vs. San Francisco (11/17/13); **Long Interception Return —** 43, vs. San Francisco (11/17/13); **Passes Defensed —** 2 (2x), last vs. Dallas (11/10/13); **Forced Fumbles —** 0; **Fumble Recoveries —** 1, at Atlanta (11/21/13); **Special Teams Tackles —** 2, vs. Kansas City (9/23/12).

POSTSEASON

					TACKLES				INTERCEPTIONS					FUMBLES		
Year	**Team**	**GP**	**GS**	**Tot**	**Solo**	**Asst**	**Sk**	**Yds**	**No**	**Yds**	**Lg**	**TD**	**PD**	**FF**	**FR**	**Yds**
2013	New Orleans	2	2	7	5	2	0.0	0.0	0	0	0	0	1	0	0	0
NFL Totals		**2**	**2**	**7**	**5**	**2**	**0.0**	**0.0**	**0**	**0**	**0**	**0**	**1**	**0**	**0**	**0**

POSTSEASON CAREER HIGHS: Tackles — 4, at Seattle (1/11/14); **Passes Defensed —** 1, at Philadelphia (1/4/14).

SAINTS 2014 DRAFT CHOICES

Brandin COOKS

10
WR

HEIGHT: 5-10
WEIGHT: 189
COLLEGE: OREGON STATE
DRAFTED: 1ST ROUND (20TH OVERALL)
BORN: 9/25/93

COLLEGE CAREER – Impressing the New Orleans brass with his athleticism, work ethic and character, the Saints traded up in the 2014 NFL Draft to take advantage of the opportunity to pick the 2013 Biletnikoff Award winner. Displaying his blazing speed by clocking in with a 4.33 40-yard dash at the NFL Scouting Combine, Cooks established himself as one of college football's elite offensive weapons in three seasons at Oregon State, where he started 29-of-38 games and posted 226 receptions for 3,272 yards (14.5 avg.) with 24 touchdowns, also adding 61 carries for 340 yards (5.6 avg.). Expected to compete for snaps in the return game, Cooks also returned 12 punts for 72 yards and brought back eight kickoffs for 179 yards for a career total of 3,863 all-purpose yards.

2013 – Captured the Biletnikoff award, given to the nation's best receiver, as he also was a consensus first-team All-American and All-Pac 12 choice. Opened all 13 games at flanker and set school and conference single-season records with 128 receptions for 1,730 yards (13.5 avg.), with a school-record 16 touchdowns, also gaining 217 yards with two TDs on 32 carries (6.8 avg.). Added 72 yards on 12 punt returns, as his 2,019 all-purpose yards ranked second on the school annual record chart. Led nation in receiving yards and finished second in TD catches, leading the conference. Tied school season record (held by 2006 Saints draft pick Mike Hass) with two 200-yard receiving performances and placed second on season chart with eight 100-yard receiving performances…Opened season with 196 yards with touchdowns of seven and 14 yards on 13 receptions (third on the school game-record list) vs. Eastern Washington…Scored on two eight-yard grabs while gaining 92 yards on seven catches vs. Hawaii…Pulled down nine balls for 210 yards and a career-high three scores vs. Utah…Tied school record with 14 catches for 141 yards vs. San Diego State…Snatched nine balls for 168 yards, including two TDs, vs. Colorado, followed by receptions for 137 yards and two more scores vs. Washington State, adding another TD on an eight-yard reverse…Scored again on a 14-yard reverse and had a 34-yard TD catch as part of 13 grabs

for 232 yards vs. California…Made nine catches for 80 yards and an eight-yard TD vs. Stanford and rushed twice for 40 yards…Tallied 117 yards on 10 grabs that included a TD vs. Washington…Grabbed 10 balls for 110 yards vs. Oregon in regular season finale…Closed out career with 60 yards and a score on eight grabs vs. Boise State in the Hawaii Bowl. **2012** – Biletnikoff Award semi-finalist received All-Pac 12 Conference first-team honors from the NFL Draft Report and garnered honorable mention from league coaches. In 13 starts, pulled in 67 passes for 1,151 yards (17.2 avg.) with five TDs, also carrying 19 times for 82 yards (4.3 avg.) to amass 1,233 all-purpose yards. Gained at least 100 yards receiving in five contests and four of his TDs were for 75, 54, 49 and 48 yards…Posted six grabs for 175 yards with a 75-yard TD vs. UCLA…Produced nine catches for 149 yards vs. Arizona…Totaled 173 yards on eight receptions vs. Brigham Young…Snared nine balls for 123 yards and a 54-yard score vs. Washington…Gained 116 yards receiving with a 49-yard TD on six catches in Arizona State clash. **2011** – Played in 12 games as a freshman…Recorded 31 receptions for 391 yards (12.6 avg.) with three touchdowns, while adding 41 yards on 10 carries, and returned eight kickoffs for 179 yards (22.4 avg.).

PERSONAL – Majored in human development and family sciences…Rated as a four-star prospect by Rivals.com coming out of Lincoln (Stockton, Calif.) HS, where he was a two time Section Offensive Player of the Year, All-Area selection and team Most Valuable Player…As a senior, registered 66 receptions for 1,125 yards and 11 touchdowns, finishing the season with 1,525 all-purpose yards…As a junior, made 46 catches for 783 yards and 10 TDs…Had 29 receptions for 600 yards and seven touchdowns as a sophomore…Closed out prep career earning six total letters – three in football, two in track and one in basketball…Also lettered in track at Oregon State…Born September 25, 1993 in Stockton, Calif.

BRANDIN COOKS

		RECEIVING							RUSHING				
Year	**Team**	**GP**	**GS**	**No**	**Yds**	**Avg**	**Lg**	**TD**	**Att**	**Yds**	**Avg**	**Lg**	**TD**
2011	Oregon State	12	3	31	391	12.6	59	3	10	41	4.1	14	0
2012	Oregon State	13	13	67	1,151	17.2	75	5	19	82	4.3	17	0
2013	Oregon State	13	13	128	1,730	13.5	55	16	32	217	6.8	29	2
College Totals		**38**	**29**	**226**	**3,272**	**14.5**	**75**	**24**	**61**	**340**	**5.6**	**29**	**2**

ADDITIONAL STATISTICS: Kickoff Returns — (2011, 8 ret., 179 yards, 44 long); **Total: 8 ret., 179 yards, 44 long).**

CAREER HIGHS: Receptions —14, at San Diego State (9/21/13); **Receiving Yards —** 232, at California (10/19/13); **Long Reception —** 75, at UCLA (9/22/12); **Receiving TDs —** 3, at Utah (9/14/13); **Rushes —**5, vs. Colorado (9/28/13); **Rushing Yards —** 47, vs. Colorado (9/28/13); **Long Rush —** 29, vs. USC (11/1/13); **Rushing TDs —** 1 (2x), last at California (10/19/13).

Stanley JEAN-BAPTISTE

33
CB

HEIGHT: 6-3
WEIGHT: 218
COLLEGE: NEBRASKA
DRAFTED: 2ND ROUND (58TH OVERALL)
BORN: 4/12/90

COLLEGE CAREER – A physical cornerback who aggressively battles receivers and tight ends, excels in run support and possesses solid ball skills, Jean-Baptiste will compete with several players in the secondary. As a senior, he was second-team All-Big Ten after recording 41 tackles, a sack, four interceptions and 12 passes defensed. For his career, the converted wideout started 19-of-36 games and recorded 74 tackles with seven interceptions, 22 passes defensed and a sack.

2013 – Started all 13 games at CB and finished with 41 tackles (27 solo), a career-best four interceptions returned for 134 yards, ranking second in the conference and eighth in the nation, 12 passes defensed, one sack and four special teams stops…A second-team All-Big Ten selection…Recorded one interception in four consecutive games, joining former Saint Josh Bullocks as the only other Cornhusker to do so…His 42-yard interception return of a pass by Wyoming QB Brett Smith ended a streak of 183 consecutive passes by Smith without a pick…Returned a first-quarter interception 43 yards for a touchdown vs. Southern Mississippi…Intercepted a first-quarter UCLA pass to set up a Nebraska touchdown for the game's opening points…Posted six tackles and intercepted a second-quarter pass vs. South Dakota State…Produced two tackles and broke up two passes vs. Michigan State…Deflected two passes for second straight game and third time of season as he added three tackles vs. Penn State…Tied career-high with six tackles, including five solo stops, in the Huskers' 24-19 win over Georgia in the Capital One Bowl, as he made his first career sack. **2012** – Played in all 14 games with five starts and recorded 24 tackles (18 solo), two interceptions and nine passes defensed as his play and that of his secondary teammates allowed Nebraska to lead the nation in opponent pass completion percentage, while ranking in the top 10 nationally in pass efficiency defense and passing yards allowed…Had a 48-yard interception return for a touchdown vs. Minnesota…Had five passes defensed in Nebraska's win at Northwestern, tied for the third-most in Nebraska history and the most by a Husker since the 2005 Alamo Bowl…Picked off a pass vs. Michigan. **2011** – Started one of the nine games he appeared in…After beginning year at WR, where he had a seven-yard reception, posted nine tackles (five solo), one interception and one pass defensed…Made switch to CB before conference schedule and played a key role in NU's school-record comeback vs. Ohio State, as he came on in the second half and made three tackles and had an interception that set up NU's go-ahead TD. **2010** – Did not see any action. **2009** – Redshirted at Fort Scott Community College.

PERSONAL – Graduated with a bachelor's degree in sociology in 2013…Named to 2010 Conference Commissioner's Fall Honor Roll…Attended Miami (Fla.) Central HS for first three years and then joined football team at Westlake

(Davie, Fla.) Prep as a senior where he played WR and S and had 21 catches for 569 yards and seven TDs through the first five games…Defensively, registered six interceptions and two TDs…Spent a post-graduate year at North Carolina Tech Preparatory Christian Academy where he totaled 36 receptions for 580 yards in 2008…Volunteered time with Husker Heroes and local hospital visits…Born April 12, 1990 in Miami, Fla.

STANLEY JEAN-BAPTISTE

				TACKLES				INTERCEPTIONS					FUMBLES		
Year	Team	GP	GS	Tot	Solo	Asst	Sk	Yds	No	Yds	Lg	TD	PD	FF	FR	Yds
2010	Nebraska							Redshirt								
2011	Nebraska	9	1	9	5	4	0.0	0.0	1	0	0	0	1	0	0	0
2012	Nebraska	14	5	24	18	6	0.0	0.0	2	48	48t	1	9	0	0	0
2013	Nebraska	13	13	41	27	14	1.0	3.0	4	134	43t	1	12	0	0	0
Career totals		**36**	**19**	**74**	**50**	**24**	**1.0**	**3.0**	**7**	**182**	**48t**	**2**	**22**	**0**	**0**	**0**

ADDITIONAL STATISTICS: Special Teams Tackles — (2011, 3); (2012, 4) **Total: 7**; **Receiving —** (2011, 1 reception for 7 yards) **Total: 1 reception for 7 yards.**

CAREER HIGHS: Tackles — 6 (2x), last vs. Georgia (1/1/14); **Sacks —** 1, vs. Georgia (1/1/14); **Interceptions —** 1 (7x), last vs. South Dakota State (9/21/13); **Interception Return Yards —** 48 vs. Minnesota (11/17/12); **Long Interception —** 48t vs. Minnesota (11/17/12); **Passes Defensed —** 5, at Northwestern (10/20/12).

54
ILB

Khairi FORTT

HEIGHT: 6-2
WEIGHT: 240
COLLEGE: CALIFORNIA
DRAFTED: 4TH ROUND (126TH OVERALL)
BORN: 3/24/92

COLLEGE CAREER – A rugged, powerful linebacker with size to fill holes and speed to chase ball-carriers, who was one of 12 national semifinalists for the 2013 Butkus Award, Fortt enjoyed a productive season at California in 2013 after starting his career at Penn State. As a fourth-year junior, he started all nine games he played in and tied for third on the team with 64 tackles and a half sack and 3.5 stops for a loss. In 31 contests with 10 starts for both the Golden Bears and Nittany Lions, he recorded 114 tackles and three sacks.

2013 – Started all nine games at WLB before missing his final three contests due to injury, recording 64 tackles and a half sack…Led team in tackles through nine contests, but suffered a season-ending injury in game nine against Arizona during a contest in which he had the second-most tackles in his Cal career with 10…Registered career-highs of 13 tackles and two stops for a loss, both being team game-highs and tied for the most by a Cal player in 2013. **2012** – After transferring to Cal from Penn State, redshirted. **2011** – Played in every game for Penn State as a sophomore, recording 33 tackles (10 solo) and 2.5 sacks…Recorded 1.5 sacks against Iowa…Posted two stops for a loss in the TicketCity

Bowl vs. Houston. **2010** – Played in nine of Nittany Lions' 13 games, registering 17 tackles (eight solo)…Recorded a Penn State career-high 11 stops in the lone start of his Nittany Lions' career against Illinois.

PERSONAL – Attended Stamford (Conn.) HS, where he earned second-team *USA Today* All-American honors and was selected to play in U.S. Army All-American Bowl following his senior season despite being slowed by injury, finishing with 63 tackles, 2.5 sacks and an interception returned 46 yards for a TD…Registered best prep numbers as a junior in 2008 when he recorded 118 tackles, five forced fumbles and four interceptions to earn a spot as one of only 30 players in the nation on the U.S. Army Player of the Year Award watch list prior to senior season…Khairi Savid Fortt was born March 24, 1992.

KHAIRI FORTT

					TACKLES				INTERCEPTIONS					FUMBLES		
Year	Team	GP	GS	Tot	Solo	Asst	Sk	Yds	No	Yds	Lg	TD	PD	FF	FR	Yds
2010	Penn State	9	1	17	8	9	0.0	0.0	0	0	0	0	0	0	0	0
2011	Penn State	13	0	33	10	23	2.5	16.0	0	0	0	0	0	0	0	0
2012	California							Redshirt								
2013	California	9	9	64	32	32	0.5	1.0	0	0	0	0	0	0	0	0
Career totals		**31**	**10**	**114**	**50**	**64**	**3.0**	**17.0**	**0**	**0**	**0**	**0**	**0**	**0**	**0**	**0**

CAREER HIGHS: Tackles — 13, vs. Ohio State (9/15/13); **Sacks —** 1.5, vs. Iowa (10/8/11); **Passes Defensed —** 0; **Forced Fumbles —** 0; **Fumble Recoveries —** 0.



Vinnie SUNSERI

43

S

HEIGHT: 6-0
WEIGHT: 210
COLLEGE: ALABAMA
DRAFTED: 5TH ROUND (167TH OVERALL)
BORN: 10/28/91

COLLEGE CAREER – A significant contributor on both defense and special teams at the Alabama. Sunseri departed having appeared in 34 games with 14 starts, posting 105 tackles (67 solo), seven tackles for a loss, 1.4 sacks, four interceptions, 12 passes defensed, three fumble recoveries and one forced fumble.

2013 – Started the first seven games at S before suffering a torn ACL and had 20 tackles (14 solo), two interception returns for touchdowns and six passes defensed…Had a 38-yard interception return for a TD in opener vs. Virginia Tech in Atlanta…The following week had a 73-yard interception return for a TD at Texas A&M…Posted three solo tackles and a career-high two passes defensed at Kentucky.
2012 – Played in all 14 games and earned eight starts as the Crimson Tide's starting "dime" DB…Finished with 54 tackles (35 solo) that ranked fourth on the team, 1.5 sacks, two fumble recoveries, two interceptions and three passes defensed…Started opener against Michigan and posted four tackles (three solo), one stop for a

loss and one pass defensed…Had four tackles (three solo) and recovered a fumble vs. Western Kentucky…Recorded three tackles and picked off a pass against Arkansas…Made six tackles (five solo), a half sack and a pass defensed against Mississippi…Recorded his second interception of the season, with three tackles (two solo) and two passes defensed, against Missouri…Led Crimson Tide with a career-high eight tackles (seven solo) and recovered a fumble as part of the kickoff coverage unit in win over Mississippi State…Registered three tackles and one sack vs. Western Carolina. **2011** – An SEC All-Freshman selection as he finished second on the team with 11 special teams tackles and ranked ninth with 31 stops overall…Totaled two tackles (one solo) and recovered his first career fumble in win against Tennessee.

PERSONAL – Business management major…Recorded 144 stops for Northridge (Tuscaloosa, Ala.) HS as a senior after his father joined Alabama coaching staff, adding three interceptions, four fumble recoveries and two TDs as he was a first-team ASWA All-State selection and an ASWA Super 12 selection…Made 107 tackles as a junior at Marvin Ridge (Waxhaw, N.C.) HS, with two sacks and five interceptions, while also rushing for 305 yards and three TDs…Father Sal is defensive line coach at Florida State and has previously coached at Alabama, the Carolina Panthers, Michigan State, LSU, Alabama A&M, Louisville, Illinois State, Iowa Wesleyan and Pittsburgh…Born Vinnie Salvatore Sunseri on Sept 27, 1993 in Pittsburgh, Pa.

VINNIE SUNSERI

				TACKLES				INTERCEPTIONS					FUMBLES		
Year	Team	GP	GS	Tot	Solo	Asst	Sk	Yds	No	Yds	Lg	TD	PD	FF	FR	Yds
2011	Alabama	13	0	31	18	13	0.0	0.0	0	0	0	0	1	1	1	0
2012	Alabama	14	8	54	35	19	1.5	11.0	2	13	13	0	5	0	2	7
2013	Alabama	7	6	20	14	6	0.0	0.0	2	111	73t	2	6	0	0	0
Career totals		**34**	**14**	**105**	**67**	**38**	**1.5**	**11.0**	**4**	**124**	**73t**	**2**	**12**	**1**	**3**	**7**

CAREER HIGHS: Tackles — 8, vs. Mississippi State (10/27/2012); **Sacks —** 1, vs. Western Carolina (11/17/12); **Interceptions —** 1 (4x), last at Texas A&M (9/14/13); **Interception Return Yards —** 73 at Texas A&M (9/14/13); **Passes Defensed —** 2, at Kentucky (10/12/13).



Ronald POWELL

56

OLB

HEIGHT: 6-3
WEIGHT: 237
COLLEGE: FLORIDA
DRAFTED: 5TH ROUND (169TH OVERALL)
BORN: 5/14/91

COLLEGE CAREER – A tall, lean, muscular athlete, Powell returned to the lineup for Florida in 2013 after missing 2012 with a knee injury and led the Gators with four sacks. Overall at Florida, he appeared in 36 career games with 21 starts and finished with 84 tackles (55 solo), 11 sacks, one forced fumble and two passes defensed, leading his team in takedowns in two of his three campaigns.

2013 – Played in 11 games with eight starts at OLB…Recorded 26 tackles (19 solo), with team-high four sacks…Had three tackles for a loss and a sack vs. Miami…Also had takedowns vs. Georgia and at Vanderbilt in back-to-back weeks. **2012** – Missed entire season (knee). **2011** – Started 12 games, missing Auburn contest (left knee sprain), and registered a career-high 32 tackles (20 solo), with a team-high six sacks…Opened season with three solo tackles and a sack vs. FAU…Posted three solo tackles and a sack vs. Georgia, followed by a sack among two stops-for-loss vs. Vanderbilt…Collected season-high five solo tackles that included causing a fumble on a sack and adding another stop behind the line of scrimmage vs. Florida State. **2010** – Appeared in all 13 games with one start at OLB in Appalachian State contest…Finished with 26 tackles (16 solo), one sack and two passes defensed…Registered nine tackles (six solo) vs. Appalachian State.

PERSONAL – Sociology major…Attended Rancho Verde (Moreno Valley, Calif.) HS…Regarded as five-star prospect by Rivals.com during senior season as the nation's top weak-side DE…Also received a five-star grade and was ranked the best overall DE in prep ranks by Scout.com…As senior, totaled over 80 tackles and 13 sacks…Named a *USA Today*, *Parade* and EA Sports high school All-American…Selected to play in 2010 U.S. Army All-American Bowl and earned MVP honors in addition to being a finalist for U.S. Army Player of the Year Award…Born Ronald Fredrick Powell on May 14, 1991.

RONALD POWELL

					TACKLES				INTERCEPTIONS					FUMBLES		
Year	**Team**	**GP**	**GS**	**Tot**	**Solo**	**Asst**	**Sk**	**Yds**	**No**	**Yds**	**Lg**	**TD**	**PD**	**FF**	**FR**	**Yds**
2010	Florida	13	1	26	16	10	1.0	4.0	0	0	0	0	2	0	0	0
2011	Florida	12	12	32	20	12	6.0	41.0	0	0	0	0	0	1	0	0
2012	Florida					Medical Redshirt										
2013	Florida	11	8	26	19	7	4.0	34.0	0	0	0	0	0	0	0	0
Career totals		**36**	**21**	**84**	**55**	**29**	**11.0**	**79.0**	**0**	**0**	**0**	**0**	**2**	**1**	**0**	**0**

CAREER HIGHS: Tackles — 9, vs. Appalchian State (11/20/10); **Sacks —** 1 (10x), last at Vanderbilt (11/9/13); **Passes Defensed —** 1 (2x), last vs. Penn State (1/1/11); **Forced Fumbles —** 1, vs. Florida State (11/26/11).



Tavon ROOKS

74

T

HEIGHT: 6-5
WEIGHT: 300
COLLEGE: KANSAS STATE
DRAFTED: 6TH ROUND (202ND OVERALL)
BORN: 5/10/90

COLLEGE CAREER – A two-year starter at Kansas State after transferring from Navarro Junior College, Rooks excelled in both pass protection and run-blocking as he opened 23 of the 26 games he played in. Rooks will work into the right tackle position initially in New Orleans, where he will compete for a roster spot in training camp.

2013 – Started all 13 games at right tackle for a team that finished 8-5…Part of an offensive line that blocked for 291 yards rushing at Texas Tech…Blocked for an offense that ran up 252 yards on the ground at Kansas…In the Buffalo Wild Wings Bowl vs. Michigan, blocked for a victorious offense that managed 420 total yards of offense…Was co-winner of the team's Most Improved Offensive Player Award. **2012** – After transferring to Kansas State from Navarro Junior College, played in all 13 games with 10 starts at right tackle en route to honorable mention All-Big 12 honors by the *Associated Press*. **2011** – One of the nation's top pass blockers among junior college offensive linemen, blocked for the nation's fifth-ranked passing offense at Navarro Junior College. **2010** – Blocked for a team at College of the Canyon for the nation's junior college national champion.

PERSONAL – Graduated with a bachelor's degree in social sciences… Prepped at Woodlawn (Randallstown, Md.) HS…Born May 10, 1990 in Baltimore, Md.

TAVON ROOKS

Games Played/Started: Kansas State — (2012, 13/10); (2013, 13/13) **Totals: 26/23**

FREE AGENT/UNDRAFTED

61 Matt Armstrong C
Grand Valley State (6-2, 302)
NFL Experience: R



Agreed to terms with the Saints as an undrafted free agent, 5/12/14… Started 48 games for Grand Valley State and was three-time first-team All-Great Lakes Intercollegiate Athletic Conference Selection where he was a teammate of Saints guard/center Tim Lelito for three seasons…As a senior in 2013, he helped lead the Lakers to a 12-3 record while being named the Great Lakes Intercollegiate Athletic Conference Offensive Lineman of the year as well as 2013 Rimington Award Winner as the top division II offensive center in the country…As a junior, helped the Lakers rank tenth nationally in sacks allowed (0.73 per game) and led the GLIAC, and was sixth nationally in scoring (41.9 ppg.)…Medical redshirt in 2011…As a sophomore, part of an offensive line that ranked eighth nationally in sacks allowed (0.82 per game), 14th in rushing (216.31 ypg.), 16th in scoring (36.1 ppg.) and 17th in total offense (437.6 ypg.)…Prepped at J.W. Sexton HS (Lansing, Mich.), where he was *Associated Press* and *Detroit Free Press* first-team All-State as a senior as well as recording 84 tackles and 13 sacks as a nose tackle...All-State Honorable Mention as a junior, recording 42 tackles and three sacks…Named team captain final two seasons... Born May 24, 1990.

FREE AGENT/UNDRAFTED

36 Marcus Ball S
Memphis (6-1, 209)
NFL Experience: 1



Agreed to terms with the Saints on a three-year contract, 4/2/14…In two seasons for the Canadian Football League's Toronto Argonauts, finished with 142 tackles, seven sacks, four interceptions with two returned for touchdowns and five special teams tackles…In 2013, he pitched in with 69 tackles, three interceptions, one brought back for a touchdown and four sacks…During final season at Memphis in 2010, appeared in ten games with nine starts at free safety and posted 66 tackles (35 solo), two interceptions and four passes defensed…In his first season with the Tigers in 2009, played in nine games with three starts and finished with 42 tackles (18 solo), two interceptions and four passes defensed…Spent first two college seasons at Florida State where he appeared in 13 games and posted totals of 37 stops (20 solo), one interception, one sack, one fumble recovery and five passes defensed, before transferring to Pearl River (Miss.) Community College in 2008…Prepped at Stephenson (Stone Mountain, Ga.) HS where he was a four-star player and the nation's third-ranked outside linebacker according to Rivals.com…A first-team All-State selection by the Georgia Sports Writers Association who also named him Class 5A Defensive Player of the Year after recording 150 tackles and three interceptions as a senior…Born July 21, 1987 in Norfolk, Va.

34 Derrius Brooks CB
Western Kentucky (5-10, 192)
NFL Experience: 1



Signed by Saints to reserve/future contract, 1/2/14…Waived by Cincinnati, 5/11/12…Signed by Cincinnati Bengals as an undrafted free agent, 5/2/12…In 11 games for the Canadian Football League's Calgary Stampeders in 2013, pitched in with 35 tackles, three interceptions and six pass breakups…During final season as a Hilltopper in 2011, earned a spot on the All-Sun Belt second-team, generating 48 tackles (33 solo), four interceptions and 10 passes defensed as he moved into the starting lineup for the final eight games…Converted to defensive back as a junior after entering as a wide receiver…Also competed in track…Graduated with a bachelor's degree in interdisciplinary studies…Prepped at Harris County (Fortson, Ga.) HS where he shared Team Most Valuable Player honors as a senior wide receiver, also earning several player of the week accolades and was the state champion in the 100-meter dash after posting a time of 10.5 seconds…Born May 29, 1988 in Columbus, Ga.

16 Brandon Coleman WR
Rutgers (6-6, 225)
NFL Experience: R



Agreed to terms with Saints as an undrafted free agent, 5/12/14…Played 39 games for Rutgers recording 94 receptions for 1,808 yards (19.2 avg.)…Matched the Scarlet Knights school record for receiving touchdowns by catching 20 in his career…

As a redshirt junior, recorded 34 receptions for 538 yards (15.8 avg.) with four touchdowns and 12 receptions for 20 or more yards while being named to the American Athletic Conference All-Academic Team…As a sophomore, recorded 43 receptions for 718 yards (16.7 avg.) and 10 touchdowns tying the school record for touchdown receptions in a season on his way to being named All-Big East second-team…A labor and employment relations major…Prepped at Bishop McNamara (Forestville, Md.) HS recording 41 receptions for 838 yards and 10 touchdowns as a three-year starter…Was also a member of the basketball team…Owned a 3.3 grade point average…Born June 22, 1992 in Washington, D.C.

95 Todd Davis LB
Sacramento State (6-1, 230)
NFL Experience: R

Signed 6/23/14…Played in 45 games at Sacramento State and finished ranked second in school history with 351 tackles (157 solo), also totaling 9.5 sacks, four forced fumbles, a fumble recovery, three interceptions, six passes defensed and a blocked kick…Appeared in 12 games as a senior in 2013 and tallied 131 stops (54 solo), five sacks, two forced fumbles, two interceptions, four passes defensed a blocked kick while being named a first-team All-Big Sky Conference selection and second-team All-America by The Sports Network…Saw action in 11 contests as a junior and posted a team-leading 103 tackles (45 solo), 3.5 sacks, one fumble recovery and two passes defensed and was named second-team All-Big Sky and the team's defensive MVP…Led team with 96 tackles (47 solo) as a sophomore while starting all 11 games and being named honorable mention All-Big Sky, also adding one sack, two forced fumbles and an interception…Played in all 11 games as a true freshman and recorded 21 tackles (11 solo)…Attended Paraclete (Lancaster, Calif.) HS where he was named first-team All-State as a senior after recording 119 tackles and three sacks…Tallied 161 stops as a junior with 14 sacks while earning second-team All-State and first-team All-Southern Section Mid-Valley honors…Born May 17, 1992.

2 Derek Dimke, K
Illinois (6-0, 180)
NFL Experience: 1

Signed by Saints to reserve/future contract, 1/2/14…Waived by Tampa Bay Buccaneers, 8/31/13…Signed by Buccaneers, 6/4/13…Waived by New York Jets, 5/12/13…Signed by Jets to a three-year contract, 4/12/13…Waived by Detroit Lions, 8/27/12…Signed by Detroit as an undrafted free agent, 5/10/12…Made six-of-seven field goal attempts for Tampa Bay in 2013 preseason and both field goal attempts for Detroit in 2012 preseason…The most accurate kicker in Illini history, made 39 of his 46 career field goal tries for a success rate of 84.8%...Also set a new school standard for most PATs made (89) without a miss, and finished his Illinois career sixth all-time in scoring with 206 points…Named honorable mention All-Big Ten choice by both coaches and the media as a senior in 2011 and was a second-team selection by the coaches as a junior…A semifinalist for the Lou Groza Award, given to the nation's top kicker, in 2010 after making 24-of-29 field goals and 43-of-43 PATs…Exercise science major…Was rated as one of the top football players in the state of Illinois and ranked na-

tionally as the No. 13 placekicker by Scout.com at Boylan (Rockford, Ill.) HS...Holds the Illinois state playoff record with a 54-yard field goal... Earned second-team All-State honors by Chicago Tribune and special mention by Champaign News-Gazette... Was a Northern Illinois All-Area selection…Born April 16, 1990.

44 Brian Dixon CB
Northwest Missouri State (6-0, 195)
NFL Experience: R

Agreed to terms with the Saints as an undrafted free agent, 5/12/14…Transferred to Northwest Missouri State from Joliet (Ill.) Junior College in 2012...Helped Bearcats to win the 2013 NCAA Division II Football Championship…During two seasons with the Bearcats, recorded 51 tackles, six interceptions and recovered a blocked punt and returned it for a touchdown over the course of 25 games with 22 starts…As a senior, recorded 21 tackles, one interception, six passes defensed, two forced fumbles and one fumble recovery, starting 12 games…As a junior, recorded 30 tackles and five interceptions for the Bearcats…Majored in corporate recreation…Was a first-team All-Conference defensive back with his twin brother, Brandon, at Joliet…Prepped at Coconut Creek (Fla.) HS…Brandon was selected in the sixth round of 2014 NFL Draft by the New York Jets… Brian Samuel Dixon was born April 26, 1990 in Fort Lauderdale, Fla.

91 Kasim Edebali OLB
Boston College (6-2, 253)
NFL Experience: R



Agreed to terms with Saints as an undrafted free agent, 5/12/14… Played in 49 games at Boston College, recording 166 tackles (88 solo), 11 sacks, 24.5 tackles for a loss, 15 passes defensed, four forced fumbles, and three fumble recoveries…As a senior, started all 13 games, recording 67 tackles (36 solo), 9.5 sacks, 15 tackles for a loss, three forced fumbles, two fumble recoveries and five passes defensed and was named named All-Atlantic Coast Conference second-team by the league's coaches as well as All-ACC third-team by the media…Played two years at Kimball Union Academy (Meriden, N.H.) as part of the USA Football International Student Program...Gained All-New England honors as a senior tight end/defensive end...Two-time All-Evergreen League selection...Named 2008 Evergreen League Most Valuable Lineman...Is a Hamburg, Germany native and fluent in German…Earned a bachelor's degree in communications with a concentration in Germanic studies in May 2013…Born August 17, 1989.

40 Timothy Flanders RB
Sam Houston State (5-9, 210)
NFL Experience: R

Agreed to terms with Saints as an undrafted free agent, 5/12/14… Southland Conference's all-time leading rushing and scoring leader after carrying 999 times for 5,664 yards (5.9 avg.) and 66 touchdowns…Finished college career third in FCS career rush-

ing touchdowns and sixth all time in FCS rushing and scoring…A three-time Walter Payton award finalist…Played in 54 career games for the Bearkats…As a senior, played in 14 games with 13 starts, carrying 241 times for 1,430 yards (5.9 avg.) and 14 touchdowns, also hauling in six receptions for 63 yards and one touchdown…Named 2011 and 2012 Southland Conference Player of the Year…Redshirted as a true freshman at Kansas State but transferred the next season…Graduated with a bachelor's degree in management information systems…Prepped at Midwest City (Okla.) HS…As a senior in 2008 named *Daily Oklahoman*'s Big All-City Offensive Player of the Year…Totaled more than 5,000 rushing yards and 65 touchdowns during high school career…Born Timothy Allen Flanders on September 29, 1991 in Oklahoma City, Okla.

69 Manase Foketi T
West Texas A&M (6-5, 310)
NFL Experience: 1

Signed by Saints, 5/14/14…Waived by Denver Broncos, 8/25/13…Agreed to terms with Denver as an undrafted free agent, 4/30/13…Appeared in one preseason game for the Broncos…Played one season for West Texas A&M (2012) after graduating from Kansas State where he was a member of the team for two seasons, as well as playing two years at Mt. San Antonio (Walnut, Calif.) Junior College (2008-2009)…As a senior, started all 15 games for the Buffs, blocking for Saints running back Khiry Robinson, and was named a finalist for the Gene Upshaw Division II Offensive Lineman of the Year award…Missed the 2011 season with Kansas State (Achilles) and received a medical redshirt from the NCAA…As a junior, started all 13 games for the Wildcats and was part of a line that helped the Wildcats record 200 rushing yards per game to rank second in the Big 12…As a sophomore at Mt. San Antonio, named second-team All-Southern California Football Association…Graduated with a bachelor's degree in criminal justice in May 2012…Prepped at Sultana (Hesperia, Calif.) HS…As a senior, earned All-League, All-County and All-Southern California honors…Pronunciation: Muh-NAH-SEE FOE-kettie…Born on September 18, 1990.

37 Terrence Frederick CB
Texas A&M (5-10, 187)
NFL Experience: 1

Signed by Saints off the Cleveland Browns practice squad, 12/25/13...Signed to Browns practice squad, 9/2/13...Waived by New York Giants, 8/31/13... Re-signed to Giants active roster, 12/26/12...Re-signed to Giants practice squad, 12/19/12...Waived by Giants, 12/18/12...Signed to the Giants active roster, 12/15/12...Signed to the Giants' practice squad, 9/8/12...Waived by Pittsburgh, 8/31/12...Signed by Pittsburgh to a four-year contract, 5/9/12…Originally a seventh round pick (246th pick overall) by the Pittsburgh Steelers in the 2012 NFL Draft...Inactive for the regular season finale and both playoff games for the Saints in 2013…Played in two games for the Giants in 2012 and had two special teams stops vs. Philadelphia, Dec. 30...Played in 50 career games with 45 starts at Texas A&M...Was a two-time honorable mention All-Big 12 selection (2011, 2010) and finished with career totals of 205 tackles, six sacks, four interceptions and 29 passes defensed...As a senior in 2011, started every game at cornerback and was named All-Big 12 honorable mention after making 54

tackles (43 solo)…Majored in leadership and development...Attended Katy (Texas) HS, where he set the school record for interceptions in a season with nine in 2007…Born Feb. 10, 1990 in Katy, Texas.

86 Je' Ron Hamm TE
Louisiana-Monroe (6-3, 236)
NFL Experience: R

Agreed to terms with the Saints as an undrafted free agent, 5/12/14…Played in 46 career games for Louisiana-Monroe, recording 111 receptions for 1,587 yards and 10 touchdowns over a four-year college career…As a senior, finished season with 24 receptions for 304 yards (12.7 avg.) and two touchdowns…As a junior, named All-Sun Belt honorable mention after recording 62 receptions for 915 yards (14.8 avg.) and six touchdowns…General Studies major…Prepped at Leesville (La.) HS…As a senior, earned All-District first-team, All-Vernon Parish first-team and All-Central Louisiana honors after setting single-season school records with 750 receiving yards and eight touchdowns…Je'Ron Marquis Hamm was born June 15, 1992 in Sulzbach-Rosenburg, Germany.

18 Charles Hawkins WR
Southern (5-8, 180)
NFL Experience: 1

Signed by Saints to reserve/future contract, 1/14/14…Signed by Saints to practice squad, 12/26/13…Released by Detroit Lions from practice squad, 10/8/13…Signed by Lions to practice squad, 9/26/13…Waived by Arizona Cardinals, 8/30/13…Signed by Arizona as an undrafted free agent, 5/21/13…In the 2013 preseason, tied for the Cardinals lead in receiving with 11 receptions for a team-best 209 yards (19.0 avg.)…Played in 34 games and caught 71 passes for 1,091 yards and 10 touchdowns in four seasons at Southern...Also totaled 15 punt returns for 81 yards and 14 kick returns for 362 yards and one touchdown…Played in seven games and posted career-highs with 31 receptions for 467 yards and seven touchdowns as a senior in 2012, also returning 12 kickoffs for 309 yards and one touchdown…Saw action in 10 games with six starts and caught 23 passes for 406 yards and two touchdowns as junior…Served as the team's punt returner as a freshman in 2009 and had one reception for 23 yards…Began his college career as a walk-on before being offered a scholarship in 2010...Prepped at St. Augustine (New Orleans, La.) HS where he played football and ran track...Was a second-team All-State and All-District selection as a return specialist...In track, ran the 100 meters in 10.6 seconds and the 400 meters in 48 seconds…Also ran on the 4x100, 4x200 and 4x400 relay teams…Hall of Fame running back Walter Payton is a cousin on his grandmother's side…Born August 30, 1990.

19 Steve Hull WR
Illinois (6-2, 200)
NFL Experience: R



Signed by Saints, 5/19/14…Spent his first three years playing safety before changing positions to wide receiver as a senior…Played in 37 games for the Illini recording 59 receptions for 993 yards and seven touchdowns, 94 tackles (62 solo), one sack, two tackles for a loss, one forced

fumble, three passes defensed and three interceptions…As a senior, played 12 games at wide receiver, recording 59 receptions for 993 yards and seven touchdowns…As a junior, played in five games, recording 17 tackles (11 solo), one tackle for a loss and two interceptions…As a sophomore, played in 12 games totaling 58 tackles (38 solo), a forced fumble, a pass defensed and an interception…Majored in communications…Prepped at Sycamore (Cincinnati, Ohio) HS, where as a senior, earned first-team All-Ohio honors, recording 36 receptions for 802 yards and 11 touchdowns…Lettered four years in football, four in track and three in basketball…Born July 20, 1990.

83 Nic Jacobs TE
McNeese State (6-5, 269)
NFL Experience: R

Agreed to terms with the Saints as an undrafted free agent, 5/12/14…As a senior, recorded 32 receptions for 453 yards (14.2 avg.) and 13 touchdowns in only season with the Cowboys…Spent his first three college seasons at Louisiana State University, recording five receptions for 58 yards in 19 games with one start…Prepped at Many (La.) HS…Played both tight end and defensive end in high school…Named to the *New Orleans Times-Picayune* Blue Chip List and the *Baton Rouge Advocate* Super Dozen…As a senior, recorded 13 receptions for 206 yards and 27 tackles including three sacks…Sports administration major…Nicholas Cozat Marquis Jacobs was born October 13, 1991 in Natchitoches, La.

35 Austin Johnson FB
Tennessee (6-2, 240)
NFL Experience: 1

Signed to reserve/future contract, 1/14/14…Re-signed to practice squad, 10/2/13…Released from practice squad, 9/25/13…Re-signed to practice squad, 9/24/13…Released from practice squad, 9/18/13…Signed to practice squad, 9/1/13…Waived, 8/31/13…Signed by Saints to reserve/future contract, 1/7/13…A four-year letterman at Tennessee who appeared in 43 career games and posted totals of 126 tackles (64 solo), one sack, 10 tackles for a loss, one forced fumble, one fumble recovery, five interceptions and one pass defensed…Converted to LB as a junior after spending his first two campaigns at FB…A three-time Academic All-SEC selection…Started all 12 games at MLB as a senior in 2011 and led Volunteers with 81 tackles (41 solo) and four interceptions, tied for the NCAA lead by linebackers and ranked fourth overall in the conference…Posted 44 stops (22 solo), one forced fumble, one fumble recovery and one interception as a junior…Two-time all-state selection at Hickory (N.C.) HS, where he finished with 580 career tackles…Born June 16, 1989.

15 Seantavius Jones WR
Valdosta State (6-3, 200)
NFL Experience: R



Agreed to terms with Saints as an undrafted free agent, 5/12/14…Played in 45 games with Valdosta State recording 149 receptions for 2,374 yards and 33 touchdowns…

Named All-Gulf South Conference first team in 2013 and 2012…As a senior, recorded 55 receptions for 777 yards (14.1 avg.) and 13 touchdowns…As a junior, recorded 51 receptions for 922 yards (18.1 avg.) and 13 touchdowns…Majored in criminal justice…Prepped at Tucker (Ga.) HS…Born Seantavius Lee Jones on August 9, 1992 in Springfield, Ill.

5 Logan Kilgore QB
Middle Tennessee State
(6-3, 206)
NFL Experience: R



Agreed to terms with Saints as an undrafted free agent, 5/12/14…Three-year starter for the Blue Raiders who played in 39 games and started in 38, completing 692-of-1,135 attempts (61.0%) for 7,849 yards with 53 touchdowns…As a senior, started all 13 games and completed 216-of-355 passes for 2,507 yards and 16 touchdowns to become the first player in school history to have three straight 2,000-yard seasons…As a junior, started all 12 games, completing 212-of-335 passes for 2,571 yards and 16 touchdowns…As a sophomore, played in 11 games with 10 starts and connected on 214-of-365 passes for 2,231 yards and 18 touchdowns…Transferred from Bakersfield College to Middle Tennessee State in 2010…As a greyshirt freshmen at Bakersfield, recorded 2,512 passing yards and 22 touchdowns to earn National Northern Conference Offensive MVP honors…Prepped at Jesuit (Carmichael, Calif.) HS…Lettered two years in football and basketball…Earned bachelor's degree August, 2012 and currently working on an MBA…Born Logan Robert Kilgore on May 24, 1990 in Sacramento, Calif.

58 Kyle Knox OLB
Fresno State (6-1, 220)
NFL Experience: 1



Signed by Saints from the practice squad, 1/1/14…Signed by the Saints to the practice squad, 10/23/13…Waived by Jacksonville Jaguars, 10/3/13…Acquired off of waivers by Jacksonville from Seattle Seahawks, 8/27/13…Waived by Seahawks, 8/26/13…Signed by Seahawks to reserve/future contract, 1/15/13…Signed to the Seahawks' practice squad, 12/18/12…Waived by Seahawks, 8/31/12…Signed by Seahawks as an undrafted free agent, 6/15/12…Played in four games for Jacksonville in 2013, but recorded no stats…Saw action on defense and special teams in both postseason contests for New Orleans and recorded one coverage tackle in NFC Wild Card Playoff at Philadelphia, 1/4/14…Started 37 of 46 career games at Fresno State, posting 215 tackles (115 solo) and 4.5 sacks in his career…Collected 55 tackles (33 solo), six tackles for loss, two passes defensed and one sack during his senior campaign for the Bulldogs and had a career-high 74 stops (37 solo) his junior season…Majored in communications…Attended St. Bernard (Los Angeles, Calif.) HS, where he was named first-team All-Del Rey League athlete of the year and most valuable lineman after recording 42 tackles and 10 sacks, while contributing 22 assists and two fumble recoveries his senior season…Born on March 10, 1989.

63 Moses McCray NT
Akron (6-2, 318)
NFL Experience: R

Agreed to terms with Saints as an undrafted free agent, 5/14/14…Spent three seasons with Florida State before spending final season of eligibility with Akron…Over four years with both the Seminoles and Zips, played in 36 games recording 48 tackles, four tackles for a loss, one fumble recovery and one pass defensed…In 2013, recorded 24 tackles, two tackles for a loss and one pass defensed…In 2012, did not compete due to injury and after graduation from Florida State transferred to Akron…In 2011 as a redshirt junior, played in four games recording four tackles (three solo)…Prepped at Hillsborough (Tampa Fla.) HS…As a senior, named Florida Sports Writers Association 4A all-state honorable mention…Also lettered in wrestling and track and field…Born January 12, 1990.

78 Ty Nsekhe T
Texas State (6-8, 325)
NFL Experience: 1

Signed by Saints to reserve/future contract, 1/6/14...Waived by St. Louis Rams, 9/3/13...Signed by St. Louis to reserve/future contract, 12/31/12...Signed by St. Louis to practice squad, 9/30/12... Waived by Rams, 9/27/12...Acquired by Rams off of waivers from Indianapolis Colts, 9/2/12...Waived by Colts, 9/1/12...Signed by Colts, 8/1/12…Signed by the San Antonio Talons of the Arena Football League, 4/26/12…Signed by the Philadelphia Soul of the Arena Football League, 3/1/11…Signed by the Dallas Vigilantes of the Arena Football League in 2010…Signed by the Corpus Christi Sharks of af2 in 2009...Saw action in two games at tackle for St. Louis in 2012, vs. Washington, Sept. 16 and at Chicago, Sept. 23...Saw action in eight games with the Philadelphia Soul in 2011, totaling eight receptions for 91 yards (11.4 avg.) and three touchdowns…Competed in one game for the Dallas Vigilantes in 2010 and played for af2 Corpus Christi in 2009…Attended college at Texas State University...Attended Arlington (Texas) Bowie HS...Born on October 27, 1985 in Arlington, Texas.

48 Derrick Strozier RB
Tulane (5-8, 181)
NFL Experience: R



Signed with Saints, 5/19/14…Played as a cornerback three years at Tulane and running back for one in 2012…Played in 39 games for the Green Wave recording four rushing attempts for 12 yards and 11 receptions for 60 yards…On defense, posted 101 tackles (66 solo), five interceptions, two of which were returned for a touchdown, 19 passes defensed, one forced fumble and one fumble recovery…Brought back 28 punts for 268 yards and had 13 kick returns for 258 yards…As a senior, played in all 13 games with 11 starts at nickelback and posted 54 tackles and three interceptions, while leading the Green Wave with 14 passes defensed and blocking a kick on special teams…As junior, recorded four rushing attempts for 12 yards, 11 receptions for 60 yards, 10 punt returns for 81 yards and two kickoff returns for 42 yards…Graduated with a bachelor's degree in finance…Prepped at Edgewater (Orlando, Fla.)

HS…As a senior, named first-team All-Central Florida…Derrick Olen Strozier was born on October 27, 1990 in Kansas City, Mo.

14 Andy Tanner, WR
Midwestern State (6-0, 183)
NFL Experience: 1



After spending the end of the 2010 season and most of the 2011, 2012 and 2013 campaigns on the practice squad working with the scout team, as well as seeing action in the preseason, Tanner will compete for a roster spot. Was on active roster for season opener vs. Atlanta, Sept. 8, but declared inactive…Signed to reserve/future contract, 1/11/14…Signed to practice squad, 9/18/13…Waived, 9/12/13…Signed to practice squad, 9/2/12…Waived, 8/31/12…Signed to reserve/future contract, 1/18/12…Released from practice squad, 1/14/12…Re-signed to practice squad, 1/9/12…Released from practice squad, 1/6/12…Re-signed to practice squad, 1/2/12…Released from practice squad, 12/31/11…Re-signed to practice squad, 12/27/11…Released from practice squad, 12/26/11…Re-signed to practice squad, 12/19/11…Released from practice squad, 12/17/11…Re-signed to practice squad, 12/12/11…Released from practice squad, 12/10/11…Re-signed to practice squad, 12/5/11…Released from practice squad, 12/3/11…Re-signed to practice squad, 11/30/11…Released from practice squad, 11/29/11…Re-signed to practice squad, 11/9/11…Released from practice squad, 11/5/11...Re-signed to practice squad, 11/2/11…Released from practice squad, 10/29/11…Re-signed to practice squad, 10/18/11…Released from practice squad, 10/15/11…Re-signed to practice squad, 10/12/11…Released from practice squad, 10/8/11…Signed to practice squad, 9/4/11…Waived, 9/3/11…Signed to reserve/futures contract, 1/13/11…Released from practice squad, 1/7/11…Signed to practice squad, 12/29/10…Waived, 8/31/10…Signed by Saints as a rookie free agent, 5/13/10, after participating in the rookie minicamp as a tryout player…Played in 38 games at Division II Midwestern State, catching 120 passes for 1,716 yards and 20 touchdowns…Honorable mention All-America and first-team All-Lone Star Conference, as senior, totaling 75 receptions for 1,186 yards and 12 TDs…Graduated with a bachelor's degree in accounting in May, 2014…A two-time all-district selection at Rockwall (Texas) HS…Born May 16, 1988.

71 George Uko DE
Southern California (6-3, 284)
NFL Experience: R



Agreed to terms with Saints as an undrafted free agent, 5/12/14…Played in 39 games with USC with 29 starts, 15 at DT and 14 at DE over three years…Recorded 85 tackles (35 solo), 11.5 sacks, 17.5 tackles for a loss, forced four fumbles, recovered two fumbles including one in the end zone for a touchdown and two passes defensed…As a junior, named All-Pac-12 Conference honorable mention by the league's coaches, starting 14 games at DE recording a career-high 36 tackles (12 solo) as well as five sacks, seven tackles for a loss, one forced fumble, one fumble recovery and two blocked kicks…As a sophomore, All-Pac-12 honorable mention by coaches after recording 31 tackles (12 solo), five sacks, nine tackles for a loss, one forced fumble, one fumble recovery, and one pass defensed…Sociology major…Prepped at Don Antonio (Chino, Calif.) HS…As a senior, received All-American honors from Pa-

rade, Under Armor, Super Prep, Prep Star, and Scout.com…Born February 11, 1992.

96 Chidera Uzo-Diribe OLB
Colorado (6-3, 250)
NFL Experience: R



Agreed to terms with Saints as an undrafted free agent, 5/12/14…Played in 49 games with Colorado recording 118 tackles (99 solo), 32 tackles for a loss, 20 sacks, 10 forced fumbles and six passes defensed…As a senior, registered 46 tackles (36 solo), 11 tackles for a loss, four sacks, five forced fumbles and four passes defensed…As a junior, totaled 43 tackles (37 solo), 10 tackles for a loss, seven sacks, one forced fumble and two passes defensed…As a sophomore, tallied 18 solo tackles, 5.5 sacks, seven tackles for a loss and three forced fumbles…Graduated in May, 2014 with a bachelor's degree in communications…Prepped at Corona (Calif.) HS…Lettered three times in basketball and was team's MVP…Is cousins with two-time Pro Bowler and Falcons DE Osi Umenyiora…Born May 30, 1992 in Long Beach, Calif.

62 Lawrence Virgil DE
Valdosta State (6-5, 290)
NFL Experience: R

Agreed to terms with Saints as an undrafted free agent, 5/12/14…A three-year starter for Valdosta State, recording 126 tackles, 28.5 tackles for a loss, 14.5 sacks and eight forced fumbles in 44 games…As a senior, recorded 48 tackles, 8.5 stops for a loss, 4.5 sacks and three forced fumbles…As junior, earned Honorable Mention All-America, first-team All-Super Region 2, and second-team All-Gulf South Conference starting 14 games and recording 52 tackles (24 solo), 12.0 for a loss, six sacks, two forced fumbles, two recovered fumbles and one pass defensed…Prepped at Brooks County (Quitman, Ga.) HS…Born Jan. 20, 1991.

Devon Walker S
Tulane (6-1, 173)
NFL Experience: R

Placed on reserve/retired, 5/20/14…Signed by Saints, 5/17/14…Four-year letterman had 58 tackles (43 solo), two tackles for a loss, four passes defensed and one forced fumble in 32 games with three starts…As a junior, started all 11 games, recording 76 tackles (51 solo), one tackle for a loss, 17 passes defensed, five interceptions, one of which was returned for a touchdown, one forced fumble and two fumble recoveries…After starting his first two games as a senior at strong safety, suffered a C3 and C4 vertebrae injury that left him paralyzed from the neck down…Following extensive rehabilitation, returned to Tulane in the fall of 2013 to classes and as an ever-present supporter of his teammates, a testament to his determination and resilience...Graduated from Tulane with a bachelor's degree in cell and molecular biology…Received the 2013 Disney Spirit Award, an honor given annually by Disney Sports to college football's most inspirational figure…Prepped at Destrehan (La.) HS…Named All-District (5A) while guiding the Wildcats to two state championships…Helped Wildcats go a combined 29-0 during final two prep campaigns…Devon Palmer Walker was born Nov. 29, 1990 in Metairie, La.

FREE AGENT/UNDRAFTED

42 Pierre Warren S
Jacksonville State (6-2, 200)
NFL Experience: R

Agreed to terms with Saints as an undrafted free agent 5/12/14…Two-year starter for Jacksonville State and posted 166 tackles, a sack, eight interceptions, two returned for touchdowns, 29 passes defensed, a forced fumble and five fumble recoveries…Started all 11 games ss a junior in 2012 and recorded 76 tackles (51 solo), a tackle for loss, 17 passes defensed, five interceptions, one returned for a TD, a forced fumble and two fumble recoveries…As a sophomore in 2011, played in 11 games and posted 51 tackles (34 solo), three for losses, four passes defensed and a fumble recovery returned for a TD…Majored in liberal studies…Prepped at Marbury (Deatsville, Ala.) HS…Two-time All-Metro selection…Was an All-County selection as senior…Also lettered in basketball…Pierre Carmelle Warren was born August 16, 1992 in Montgomery, Ala.

71 Jason Weaver, T
Southern Mississippi (6-5, 305)
NFL Experience: 1



Signed by Saints, 5/27/14; Waived by Miami Dolphins, 5/20/14…Re-signed by Miami, 12/31/13…Signed by Dolphins to practice squad, 9/2/13…Waived by Cincinnati Bengals, 8/27/13…Claimed off of waivers by Bengals, 8/1/13…Waived by Tampa Bay Buccaneers, 7/31/13…Signed by Buccaneers as an undrafted free agent, 4/29/13…Three-year letterman at Southern Mississippi where he appeared in 29 games with 27 starts…As a redshirt senior in 2012, started all 12 games and was named honorable mention All-Conference USA…In 2011, started final 12 of the 14 games he appeared in and earned conference second-team honors…Started three games in 2010 before suffering a season-ending knee injury…Transferred to Southern Mississippi from Arizona Western Community College, where he spent two seasons and was a NJCAA All-American on the offensive line in 2009…Prepped at Edna Karr (New Orleans) HS…Born April 12, 1989 in New Orleans, La.

49 Ty Zimmerman S
Kansas State (6-1, 204)
NFL Experience: R



Agreed to terms with the Saints as an undrafted free agent 5/12/14…Played in 48 games with 42 starts, recording 256 tackles, 11 tackles for a loss, 13 interceptions, 27 passes defensed, one forced fumble and four fumble recoveries…As a senior, named third-team All-American by *AP* and first-team All-Big 12 by *AP* and coaches after playing 11 games recording 74 tackles (51 solo), three tackles for a loss, three interceptions, 27 passes defensed and one forced fumble…As a junior, named third-team All-American by *AP* and first-team All-Big 12 by *AP* and the coaches after playing in 11 games and recording 50 tackles (39 solo), three tackles for a loss, five interceptions, seven passes defensed and two fumble recoveries…Graduated with a bachelor's degree in social science…Prepped at Junction City (Kan.) HS…Lettered four years at quarterback and defensive back under head coach and father Randall Zimmerman…Named first team all-state in 2007 and 2008…Also lettered two years in basketball and baseball…Ty Dalton Zimmerman was born June 23, 1990 in Salina, Kan.

HOW THE SAINTS WERE BUILT

2006 (4)

DRAFT

G **Jahri Evans** (4)
T **Zach Strief** (7a)
WR **Marques Colston** (7b)

FREE AGENTS

QB **Drew Brees** (UFA-SD)

2007 (1)

FREE AGENTS

RB **Pierre Thomas** (FA)

2009 (1)

DRAFT

P **Thomas Morstead** (5)

2010 (6)

DRAFT

CB **Patrick Robinson** (1)
TE **Jimmy Graham** (3)

FREE AGENTS

LS **Justin Drescher** (FA)
OLB **Junior Galette** (FA)
ILB **Ramon Humber** (FA)
WR **Andy Tanner** (FA)

2011 (3)

DRAFT

DE **Cameron Jordan** (1a)
RB **Mark Ingram** (1b)

FREE AGENTS

WR **Joseph Morgan** (FA)

2012 (12)

DRAFT

DE **Akiem Hicks** (3)
WR **Nick Toon** (4)
CB **Corey White** (5)
T **Marcel Jones** (7)

FREE AGENTS

NT **Brodrick Bunkley** (UFA-Den.)
RB **Travaris Cadet** (FA)
G **Ben Grubbs** (UFA-Bal.)
T **Bryce Harris** (FA)
ILB **David Hawthorne** (UFA-Sea.)
ILB **Curtis Lofton** (UFA-Atl.)
DE **Tyrunn Walker** (FA)

WAIVERS

S **Rafael Bush** (Den.)

2013 (26)

DRAFT

S **Kenny Vaccaro** (1)
T **Terron Armstead** (3a)
NT **John Jenkins** (3b)
WR **Kenny Stills** (5)
OLB **Rufus Johnson Jr.** (6)

FREE AGENTS

OLB **Victor Butler** (UFA-Dal.)
OLB **Keyunta Dawson** (FA)
DE **Glenn Foster** (FA)
CB **Terrence Frederick** (FA)
K **Shayne Graham** (FA)
QB **Ryan Griffin** (FA)
WR **Charles Hawkins** (FA)
TE **Josh Hill** (FA)
FB **Austin Johnson** (FA)
G **Senio Kelemete** (FA)
OLB **Kyle Knox** (FA)
C/G **Tim Lelito** (FA)
CB **Keenan Lewis** (UFA-Pit.)
QB **Luke McCown** (UFA-Atl.)
WR **Robert Meachem** (FA)
ILB **Kevin Reddick** (FA)
RB **Khiry Robinson** (FA)
CB **Rod Sweeting** (FA)
CB **Trevin Wade** (FA)
TE **Benjamin Watson** (UFA-Cle.)

TRADE

OLB **Parys Haralson** (SF)

2014 (37)

DRAFT

WR **Brandin Cooks** (1)
CB **Stanley Jean-Baptiste** (2)
ILB **Khairi Fortt** (4)
S **Vinnie Sunseri** (5a)
OLB **Ronald Powell** (5b)
T **Tavon Rooks** (7)

FREE AGENTS

C **Matt Armstrong** (FA)
CB **Champ Bailey** (FA)
S **Marcus Ball** (FA)
CB **Derrius Brooks** (FA)
S **Jairus Byrd** (UFA-Buf.)
WR **Brandon Coleman** (FA)
LB **Todd Davis** (FA)
DL **Brandon Deaderick** (UFA-Jax.)
K **Derek Dimke** (FA)
CB **Brian Dixon** (FA)
OLB **Kasim Edebali** (OLB)
RB **Timothy Flanders** (FA)
T **Manase Foketi** (FA)
C **Jonathan Goodwin** (UFA-SF)
TE **Je'Ron Hamm** (FA)
WR **Steve Hull** (FA)
TE **Nic Jacobs** (FA)
WR **Seantavius Jones** (FA)
QB **Logan Kilgore** (FA)
FB **Erik Lorig** (UFA-TB)
NT **Moses McCray** (FA)
T **Ty Nsekhe** (FA)
OLB **Cheta Ozougwu** (FA)
RB **Derrick Strozier** (FA)
DE **George Uko** (FA)
OLB **Chidera Uzo-Diribe** (FA)
DE **Lawrence Virgil** (FA)
S **Pierre Warren** (FA)
T **Jason Weaver** (FA)
T **Thomas Welch** (FA)
S **Ty Zimmerman** (FA)

2014 ALPHABETICAL ROSTER

NO.	NAME	POS.	HT.	WT.	BORN	EXP.	COLLEGE	H.S. HOMETOMN
72	ARMSTEAD, Terron	T	6-5	304	7/23/91	2	Arkansas-Pine Bluff	Cahokia, Ill.
61	ARMSTRONG, Matt	C	6-2	302	5/24/90	R	Grand Valley State	Lansing, Mich.
27	BAILEY, Champ	CB	6-0	192	6/22/78	16	Georgia	Folkston, Ga.
36	BALL, Marcus	S	6-1	209	7/21/87	1	Memphis	Stone Mountain, Ga.
9	BREES, Drew	QB	6-0	209	1/15/79	14	Purdue	Austin, Texas
34	BROOKS, Derrius	CB	5-10	192	5/29/88	1	Western Kentucky	Pine Mountain, Ga.
77	BUNKLEY, Brodrick	NT	6-2	306	11/23/83	9	Florida State	Tampa, Fla.
25	BUSH, Rafael	S	5-11	200	5/12/87	4	South Carolina State	Williston, S.C.
90	BUTLER, Victor	OLB	6-2	245	7/29/87	6	Oregon State	Rialto, Calif.
31	BYRD, Jairus	S	5-10	203	10/7/86	6	Oregon	Clayton, Mo.
39	CADET, Travaris	RB	6-1	210	2/1/89	3	Appalachian State	Miami, Fla.
16	COLEMAN, Brandon	WR	6-6	225	6/22/92	R	Rutgers	Forestville, Md.
12	COLSTON, Marques	WR	6-4	225	6/5/83	9	Hofstra	Harrisburg, Pa.
10	COOKS, Brandin	WR	5-10	189	9/25/93	R	Oregon State	Stockton, Calif.
95	DAVIS, Todd	LB	6-1	230	5/17/92	R	Sacramento State	Lancaster, Calif.
55	DAWSON, Keyunta	OLB	6-3	258	9/13/85	7	Texas Tech	Shreveport, La.
67	DEADERICK, Brandon	DL	6-4	305	8/19/87	5	Alabama	Elizabethtown, Ky.
2	DIMKE, Derek	K	6-0	180	4/16/90	1	Illinois	Rockford, Ill.
44	DIXON, Brian	CB	6-0	195	4/26/90	R	Northwest Missouri State	Coconut Creek, Fla.
47	DRESCHER, Justin	LS	6-1	235	1/1/88	5	Colorado	Southlake, Texas
91	EDEBALI, Kasim	OLB	6-2	253	8/17/89	R	Boston College	Meriden, N.H.
73	EVANS, Jahri	G	6-4	318	8/22/83	9	Bloomsburg	Philadelphia, Pa.
40	FLANDERS, Timothy	RB	5-9	210	9/29/91	R	Sam Houston State	Midwest City, Okla.
69	FOKETI, Manase	T	6-5	310	9/18/90	1	West Texas A&M	Hesperia, Calif.
54	FORTT, Khairi	ILB	6-2	240	3/24/92	R	California	Stamford, Conn.
97	FOSTER, Glenn	DE	6-4	285	5/31/90	2	Illinois	Chicago, Ill.
37	FREDERICK, Terrence	CB	5-10	187	2/10/90	1	Texas A&M	Katy, Texas
93	GALETTE, Junior	OLB	6-2	258	3/27/88	5	Stillman	Montvale, N.J.
51	GOODWIN, Jonathan	C	6-3	318	12/2/78	13	Michigan	Hopkins, S.C.
80	GRAHAM, Jimmy	TE	6-7	265	11/24/86	5	Miami (Fla.)	Goldsboro, N.C.
3	GRAHAM, Shayne	K	6-0	210	12/9/77	15	Virginia Tech	Dublin, Va.
4	GRIFFIN, Ryan	QB	6-5	206	11/17/89	2	Tulane	Weslake Village, Calif.
66	GRUBBS, Ben	G	6-3	310	3/10/84	8	Auburn	Eclectic, Ala.
86	HAMM, Je'Ron	TE	6-3	236	6/15/92	R	Louisiana-Monroe	Leesville, La.
98	HARALSON, Parys	OLB	6-0	255	1/24/84	9	Tennessee	Madison, Miss.
79	HARRIS, Bryce	T	6-6	300	1/16/89	3	Fresno State	Tulare, Calif.
18	HAWKINS, Charles	WR	5-8	180	8/30/90	1	Southern	New Orleans, La.
57	HAWTHORNE, David	ILB	6-0	246	5/14/85	7	Texas Christian	Corsicana, Texas
76	HICKS, Akiem	DE	6-5	324	11/16/89	3	Regina	Fair Oaks, Calif.
89	HILL, Josh	TE	6-5	229	5/21/90	2	Idaho State	Blackfoot, Idaho
19	HULL, Steve	WR	6-2	200	7/20/90	R	Illinois	Cincinnati, Ohio
53	HUMBER, Ramon	ILB	5-11	232	8/10/87	6	North Dakota State	Brooklyn Park, Minn.
22	INGRAM, Mark	RB	5-9	215	12/21/89	4	Alabama	Flint, Mich.
83	JACOBS, Nic	TE	6-5	269	10/13/91	R	McNeese State	Many, La.
33	JEAN-BAPTISTE, Stanley	CB	6-3	218	4/12/90	R	Nebraska	Davie, Fla.
92	JENKINS, John	NT	6-3	359	7/11/89	2	Georgia	Meriden, Conn.
35	JOHNSON, Austin	FB	6-2	240	6/16/89	1	Tennessee	Hickory, N.C.
59	JOHNSON JR., Rufus	OLB	6-5	272	8/28/90	1	Tarleton State	Dallas, Texas
70	JONES, Marcel	T	6-7	320	9/4/88	1	Nebraska	Phoenix, Ariz.
15	JONES, Seantavius	WR	6-3	200	8/9/92	R	Valdosta State	Tucker, Ga.
94	JORDAN, Cameron	DE	6-4	287	7/10/89	4	California	Chandler, Ariz.

2014 ALPHABETICAL ROSTER

NO.	NAME	POS.	HT.	WT.	BORN	EXP.	COLLEGE	H.S. HOMETOMN
65	KELEMETE, Senio	G	6-3	300	5/10/90	2	Washington	Seattle, Wash.
5	KILGORE, Logan	QB	6-3	206	5/24/90	R	Middle Tennessee State	Carmichael, Calif.
58	KNOX, Kyle	OLB	6-1	220	3/10/89	1	Fresno State	Los Angeles, Calif.
68	LELITO, Tim	C/G	6-4	315	7/21/89	2	Grand Valley State	St. Clair, Mich.
28	LEWIS, Keenan	CB	6-1	208	5/17/86	6	Oregon State	New Orleans, La.
50	LOFTON, Curtis	ILB	6-0	241	6/2/86	7	Oklahoma	Kingfisher, Okla.
41	LORIG, Erik	FB	6-4	250	11/17/86	5	Stanford	Rolling Hills, Calif.
7	McCOWN, Luke	QB	6-4	217	7/12/81	11	Louisiana Tech	Jacksonville, Texas
63	McCRAY, Moses	NT	6-2	318	1/12/90	R	Akron	Tampa, Fla.
17	MEACHEM, Robert	WR	6-2	215	9/28/84	8	Tennessee	Tulsa, Okla.
13	MORGAN, Joseph	WR	6-1	184	3/23/88	4	Walsh	Canton, Ohio
6	MORSTEAD, Thomas	P	6-4	235	3/8/86	6	Southern Methodist	Pearland, Texas
78	NSEKHE, Ty	T	6-8	325	10/27/85	1	Texas State	Arlington, Texas
99	OZOUGWU, Cheta	OLB	6-2	255	11/18/88	3	Rice	Houston, Texas
56	POWELL, Ronald	OLB	6-3	237	5/14/91	R	Florida	Moreno Valley, Calif.
52	REDDICK, Kevin	ILB	6-1	246	12/28/89	2	North Carolina	New Bern, N.C.
29	ROBINSON, Khiry	RB	6-0	220	12/28/89	2	West Texas A&M	Temple, Texas
21	ROBINSON, Patrick	CB	5-11	191	9/7/87	5	Florida State	Miami, Fla.
74	ROOKS, Tavon	T	6-5	300	5/10/90	R	Kansas State	Baltimore, Md.
84	STILLS, Kenny	WR	6-0	194	4/22/92	2	Oklahoma	Carlsbad, Calif.
64	STRIEF, Zach	T	6-7	320	9/22/83	9	Northwestern	Milford, Ohio
48	STROZIER, Derrick	RB	5-8	181	10/27/90	R	Tulane	Orlando, Fla.
43	SUNSERI, Vinnie	S	6-0	210	10/28/91	R	Alabama	Tuscaloosa, Ala.
38	SWEETING, Rod	CB	6-0	187	9/28/90	2	Georgia Tech	Luella, Ga.
14	TANNER, Andy	WR	6-0	183	5/16/88	1	Midwestern State	Rockwall, Texas
23	THOMAS, Pierre	RB	5-11	215	12/18/84	8	Illinois	Lansing, Ill.
88	TOON, Nick	WR	6-4	218	11/4/88	3	Wisconsin	Middleton, Wisc.
71d	UKO, George	DE	6-3	284	2/11/92	R	Southern California	Chino, Calif.
96	UZO-DIRIBE, Chidera	OLB	6-3	250	5/30/92	R	Colorado	Corona, Calif.
32	VACCARO, Kenny	S	6-0	214	2/15/91	2	Texas	Early, Texas
62	VIRGIL, Lawrence	DE	6-5	290	1/20/91	R	Valdosta State	Quitman, Ga.
30	WADE, Trevin	CB	5-10	190	8/1/89	3	Arizona	Austin, Texas
75	WALKER, Tyrunn	DE	6-3	294	3/18/90	3	Tulsa	New Iberia, La.
42	WARREN, Pierre	S	6-2	200	8/16/92	R	Jacksonville State	Deatsville, Ala.
82	WATSON, Benjamin	TE	6-3	255	12/18/80	11	Georgia	Rock Hill, S.C.
71o	WEAVER, Jason	T	6-5	305	4/12/89	1	Southern Mississippi	New Orleans, La.
60	WELCH, Thomas	T	6-7	310	6/19/87	4	Vanderbilt	Brentwood, Tenn.
24	WHITE, Corey	CB	6-1	205	5/9/90	3	Samford	Dunwoody, Ga.
49	ZIMMERMAN, Ty	S	6-1	204	6/23/90	R	Kansas State	Junction City, Kan.

HEAD COACH: SEAN PAYTON. Assistants: Pete Carmichael (Offensive Coordinator), Rob Ryan (Defensive Coordinator), Joe Vitt (Assistant Head Coach/Linebackers), Greg McMahon (Special Teams Coordinator), Charles Byrd (Assistant Strength and Conditioning), Andre Curtis (Assistant Secondary), Dan Dalrymple (Head Strength and Conditioning), Henry Ellard (Wide Receivers), Bret Ingalls (Offensive Line), Bill Johnson (Defensive Line), Stan Kwan (Assistant Special Teams), Terry Malone (Tight Ends), Wesley McGriff (Secondary), Mike Neu (Quarterbacks), Dan Roushar (Running Backs), Carter Sheridan (Offensive Assistant/Wide Receivers), Frank Smith (Offensive Assistant/Offensive Line), Marcus Ungaro (Defensive Assistant), Rob Wenning (Strength and Conditioning Assistant), Brian Young (Defensive Assistant/Linebackers), Jason Mitchell (Director of Coaching Administration).

2014 NUMERICAL ROSTER

NO.	NAME	POS.	HT.	WT.	AGE	EXP.	COLLEGE	HOW ACQUIRED
2	Derek DIMKE	K	6-0	180	24	1	Illinois	FA-14
3	Shayne GRAHAM	K	6-0	210	36	15	Virginia Tech	FA-13
4	Ryan GRIFFIN	QB	6-5	206	24	2	Tulane	FA-13
5	Logan KILGORE	QB	6-3	206	24	R	Middle Tennessee State	FA-14
6	Thomas MORSTEAD	P	6-4	235	28	6	Southern Methodist	D5-09
7	Luke McCOWN	QB	6-4	217	32	11	Louisiana Tech	UFA-13 (Atl)
9	Drew BREES	QB	6-0	209	35	14	Purdue	UFA-06 (SD)
10	Brandin COOKS	WR	5-10	189	20	R	Oregon State	D1-14
12	Marques COLSTON	WR	6-4	225	31	9	Hofstra	D7b-06
13	Joseph MORGAN	WR	6-1	184	26	4	Walsh	FA-11
14	Andy TANNER	WR	6-0	183	26	1	Midwestern State	FA-10
15	Seantavius JONES	WR	6-3	200	21	R	Valdosta State	FA-14
16	Brandon COLEMAN	WR	6-6	225	22	R	Rutgers	FA-14
17	Robert MEACHEM	WR	6-2	215	29	8	Tennessee	FA-13
18	Charles HAWKINS	WR	5-8	180	23	1	Southern	FA-13
19	Steve HULL	WR	6-2	200	23	R	Illinois	FA-14
21	Patrick ROBINSON	CB	5-11	191	26	5	Florida State	D1-10
22	Mark INGRAM	RB	5-9	215	24	4	Alabama	D1b-11
23	Pierre THOMAS	RB	5-11	215	29	8	Illinois	FA-07
24	Corey WHITE	CB	6-1	205	24	3	Samford	D5-12
25	Rafael BUSH	S	5-11	200	27	4	South Carolina State	WAI-12 (Den)
27	Champ BAILEY	CB	6-0	192	36	16	Georgia	FA-14
28	Keenan LEWIS	CB	6-1	208	28	6	Oregon State	UFA-13 (Pit)
29	Khiry ROBINSON	RB	6-0	220	24	2	West Texas A&M	FA-13
30	Trevin WADE	CB	5-10	190	24	3	Arizona	FA-13
31	Jairus BYRD	S	5-10	203	27	6	Oregon	UFA-13 (Buf)
32	Kenny VACCARO	S	6-0	214	23	2	Texas	D1-13
33	Stanley JEAN-BAPTISTE	CB	6-3	218	24	R	Nebraska	D2-14
34	Derrius BROOKS	CB	5-10	192	26	1	Western Kentucky	FA-14
35	Austin JOHNSON	FB	6-2	240	25	1	Tennessee	FA-12
36	Marcus BALL	S	6-1	209	26	1	Memphis	FA-14
37	Terrence FREDERICK	CB	5-10	187	24	1	Texas A&M	FA-13
38	Rod SWEETING	CB	6-0	187	23	2	Georgia Tech	FA-13
39	Travaris CADET	RB	6-1	210	25	3	Appalachian State	FA-12
40	Timothy FLANDERS	RB	5-9	210	22	R	Sam Houston State	FA-14
41	Erik LORIG	FB	6-4	250	27	5	Stanford	UFA-14 (TB)
42	Pierre WARREN	S	6-2	200	21	R	Jacksonville State	FA-14
43	Vinnie SUNSERI	S	6-0	210	22	R	Alabama	D5a-14
44	Brian DIXON	CB	6-0	195	24	R	Northwest Missouri State	FA-14
47	Justin DRESCHER	LS	6-1	235	26	5	Colorado	FA-10
48	Derrick STROZIER	RB	5-8	181	23	R	Tulane	FA-14
49	Ty ZIMMERMAN	S	6-1	204	24	R	Kansas State	FA-14
50	Curtis LOFTON	ILB	6-0	241	28	7	Oklahoma	UFA-12 (Atl)
51	Jonathan GOODWIN	C	6-3	318	35	13	Michigan	UFA-14 (SF)
52	Kevin REDDICK	ILB	6-1	246	24	2	North Carolina	FA-13
53	Ramon HUMBER	ILB	5-11	232	26	6	North Dakota State	FA-10
54	Khairi FORTT	ILB	6-2	240	22	R	California	D4-14
55	Keyunta DAWSON	OLB	6-3	258	28	7	Texas Tech	FA-13
56	Ronald POWELL	OLB	6-3	237	23	R	Florida	D5b-14
57	David HAWTHORNE	ILB	6-0	246	29	7	Texas Christian	UFA-12 (Sea)
58	Kyle KNOX	OLB	6-1	220	25	1	Fresno State	FA-13

2014 NUMERICAL ROSTER

NO.	NAME	POS.	HT.	WT.	AGE	EXP.	COLLEGE	HOW ACQUIRED
59	Rufus JOHNSON JR.	OLB	6-5	272	23	1	Tarleton State	D6-13
60	Thomas WELCH	T	6-7	310	27	4	Vanderbilt	FA-14
61	Matt ARMSTRONG	C	6-2	302	24	R	Grand Valley State	FA-14
62	Lawrence VIRGIL	DE	6-5	290	23	R	Valdosta State	FA-14
63	Moses McCRAY	NT	6-2	318	24	R	Akron	FA-14
64	Zach STRIEF	T	6-7	320	30	9	Northwestern	D7a-06
65	Senio KELEMETE	G	6-3	300	24	2	Washington	FA-13
66	Ben GRUBBS	G	6-3	310	30	8	Auburn	UFA-12 (Bal)
67	Brandon DEADERICK	DL	6-4	305	26	5	Alabama	UFA-14 (Jax)
68	Tim LELITO	C/G	6-4	315	24	2	Grand Valley State	FA-13
69	Manase FOKETI	T	6-5	310	23	1	West Texas A&M	FA-14
70	Marcel JONES	T	6-7	320	25	1	Nebraska	D7-12
71d	George UKO	DE	6-3	284	22	R	Southern California	FA-14
71o	Jason WEAVER	T	6-5	305	25	1	Southern Mississippi	FA-14
72	Terron ARMSTEAD	T	6-5	304	22	2	Arkansas-Pine Bluff	D3a-13
73	Jahri EVANS	G	6-4	318	30	9	Bloomsburg	D4-06
74	Tavon ROOKS	T	6-5	300	24	R	Kansas State	D6-14
75	Tyrunn WALKER	DE	6-3	294	24	3	Tulsa	FA-12
76	Akiem HICKS	DE	6-5	324	24	3	Regina	D3-12
77	Brodrick BUNKLEY	NT	6-2	306	30	9	Florida State	UFA-12 (Den)
78	Ty NSEKHE	T	6-8	325	28	1	Texas State	FA-14
79	Bryce HARRIS	T	6-6	300	25	3	Fresno State	FA-12
80	Jimmy GRAHAM	TE	6-7	265	27	5	Miami (Fla.)	D3-10
82	Benjamin WATSON	TE	6-3	255	33	11	Georgia	UFA-13 (Cle)
83	Nic JACOBS	TE	6-5	269	22	R	McNeese State	FA-14
84	Kenny STILLS	WR	6-0	194	22	2	Oklahoma	D5-13
86	Je'Ron HAMM	TE	6-3	236	22	R	Louisiana-Monroe	FA-14
88	Nick TOON	WR	6-4	218	25	3	Wisconsin	D4-12
89	Josh HILL	TE	6-5	229	24	2	Idaho State	FA-13
90	Victor BUTLER	OLB	6-2	245	26	6	Oregon State	UFA-13 (Dal)
91	Kasim EDEBALI	OLB	6-2	253	24	R	Boston College	FA-14
92	John JENKINS	NT	6-3	359	24	2	Georgia	D3b-13
93	Junior GALETTE	OLB	6-2	258	26	5	Stillman	FA-10
94	Cameron JORDAN	DE	6-4	287	24	4	California	D1a-11
95	Todd DAVIS	LB	6-1	230	22	R	Sacramento State	FA-14
96	Chidera UZO-DIRIBE	OLB	6-3	250	22	R	Colorado	FA-14
97	Glenn FOSTER	DE	6-4	285	24	2	Illinois	FA-13
98	Parys HARALSON	OLB	6-0	255	30	9	Tennessee	TR-13 (SF)
99	Cheta OZOUGWU	OLB	6-2	255	25	3	Rice	FA-14

HEAD COACH: SEAN PAYTON. Assistants: Pete Carmichael (Offensive Coordinator), Rob Ryan (Defensive Coordinator), Joe Vitt (Assistant Head Coach/Linebackers), Greg McMahon (Special Teams Coordinator), Charles Byrd (Assistant Strength and Conditioning), Andre Curtis (Assistant Secondary), Dan Dalrymple (Head Strength and Conditioning), Henry Ellard (Wide Receivers), Bret Ingalls (Offensive Line), Bill Johnson (Defensive Line), Stan Kwan (Assistant Special Teams), Terry Malone (Tight Ends), Wesley McGriff (Secondary), Mike Neu (Quarterbacks), Dan Roushar (Running Backs), Carter Sheridan (Offensive Assistant/Wide Receivers), Frank Smith (Offensive Assistant/Offensive Line), Marcus Ungaro (Defensive Assistant), Rob Wenning (Strength and Conditioning Assistant), Brian Young (Defensive Assistant/Linebackers), Jason Mitchell (Director of Coaching Administration).

73
REVIEW

2013 NFL Standings

National Football Conference

NFC East

	W	L	T	PCT.	PTS.	PA
Philadelphia	10	6	0	.625	442	382
Dallas	8	8	0	.500	439	432
New York Giants	7	9	0	.438	294	383
Washington	3	13	0	.188	334	478

NFC North

	W	L	T	PCT.	PTS.	PA
Green Bay	8	7	1	.531	417	428
Chicago	8	8	0	.500	445	478
Detroit	7	9	0	.438	395	376
Minnesota	5	10	1	.344	391	480

NFC South

	W	L	T	PCT.	PTS.	PA
Carolina	12	4	0	.750	366	241
New Orleans	**11**	**5**	**0**	**.688**	**414**	**304**
Atlanta	4	12	0	.250	353	443
Tampa Bay	4	12	0	.250	288	389

NFC West

	W	L	T	PCT.	PTS.	PA
Seattle	13	3	0	.813	417	231
San Francisco	12	4	0	.750	406	272
Arizona	10	6	0	.625	379	324
St. Louis	7	9	0	.438	348	364

American Football Conference

AFC East

	W	L	T	PCT.	PTS.	PA
New England	12	4	0	.750	444	338
New York Jets	8	8	0	.500	290	387
Miami	8	8	0	.500	317	335
Buffalo	6	10	0	.375	339	388

AFC North

	W	L	T	PCT.	PTS.	PA
Cincinnati	11	5	0	.688	430	305
Pittsburgh	8	8	0	.500	379	370
Baltimore	8	8	0	.500	320	352
Cleveland	4	12	0	.250	308	406

AFC South

	W	L	T	PCT.	PTS.	PA
Indianapolis	11	5	0	.688	391	336
Tennessee	7	9	0	.438	362	381
Jacksonville	4	12	0	.250	247	449
Houston	2	14	0	.125	276	428

AFC West

	W	L	T	PCT.	PTS.	PA
Denver	13	3	0	.813	606	399
Kansas City	11	5	0	.688	430	305
San Diego	9	7	0	.563	396	348
Oakland	4	12	0	.250	322	453

2013 NFL Postseason Results

WILD CARD

NFC WILD CARD PLAYOFF GAMES

New Orleans Saints 26, Philadelphia Eagles 24
San Francisco 49ers 23, Green Bay Packers 20

AFC WILD CARD PLAYOFF GAMES

Indianapolis Colts 45, Kansas City Chiefs 44
San Diego Chargers 27, Cincinnati Bengals 10

DIVISIONAL

NFC DIVISIONAL PLAYOFF GAMES

Seattle Seahawks 23, New Orleans Saints 15
San Francisco 49ers 23, Carolina Panthers 10

AFC DIVISIONAL PLAYOFF GAMES

New England Patriots 43, Indianapolis Colts 22
Denver Broncos 24, San Diego Chargers 17

NFC CHAMPIONSHIP

NFC CHAMPIONSHIP GAME

Seattle Seahawks 23, San Francisco 49ers 17

AFC CHAMPIONSHIP

AFC CHAMPIONSHIP GAME

Denver Broncos 26, New England Patriots 16

SUPER BOWL XLVIII

SUPER BOWL XLVIII

Seattle Seahawks 43, Denver Broncos 8

2013 REGULAR SEASON FINAL STATISTICS

RECORD: 11-5 FINISH: 2nd-NFC SOUTH

Date	W/L	Score	Opponent	Attendance
09/08	**W**	**23-17**	**ATLANTA**	**72,348**
09/15	W	16-14	at Tampa Bay	60,870
09/22	**W**	**31-7**	**ARIZONA**	**73,057**
09/30	**W**	**38-17**	**MIAMI**	**73,118**
10/06	W	26-18	at Chicago	62,361
10/13	L	27-30	at New England	68,756
10/27	**W**	**35-17**	**BUFFALO**	**72,405**
11/03	L	20-26	at NY Jets	76,957
11/10	**W**	**49-17**	**DALLAS**	**73,018**
11/17	**W**	**23-20**	**SAN FRANCISCO**	**73,025**
11/21	W	17-13	at Atlanta	70,422
12/02	L	7-34	at Seattle	68,387
12/08	**W**	**31-13**	**CAROLINA**	**73,089**
12/15	L	16-27	at St. Louis	58,442
12/22	L	13-17	at Carolina	73,825
12/29	**W**	**42-17**	**TAMPA BAY**	**73,150**

TEAM STATISTICS	N.O.	OPP
Total First Downs	**359**	**274**
Rushing	87	82
Passing	244	168
Penalty	28	24
3rd Down: Made/Att	97/221	69/199
3rd Down Pct.	43.9	34.7
4th Down: Made/Att	9/19	4/12
4th Down Pct.	47.4	33.3
POSSESSION AVG.	**32:41**	**27:19**
TOTAL NET YARDS	**6391**	**4891**
Avg. Per Game	399.4	305.7
Total Plays	1079	943
Avg. Per Play	5.9	5.2
NET YARDS RUSHING	**1473**	**1786**
Avg. Per Game	92.1	111.6
Total Rushes	391	387
NET YARDS PASSING	**4918**	**3105**
Avg. Per Game	307.4	194.1
Sacked/Yards Lost	37/244	49/336
Gross Yards	5162	3441
Att./Completions	651/446	507/304
Completion Pct.	68.5	60.0
Had Intercepted	12	12
PUNTS/AVERAGE	**61/46.9**	**83/46.4**
NET PUNTING AVG.	**61/42.3**	**83/43.4**
PENALTIES/YARDS	**95/817**	**91/750**
FUMBLES/BALL LOST	**12/7**	**15/7**
TOUCHDOWNS	**49**	**33**
Rushing	10	11
Passing	39	20
Returns	0	2

SCORE BY PERIODS	Q1	Q2	Q3	Q4	OT	PTS
Team	86	155	70	103	0	414
Opponents	87	112	46	59	0	304

SCORING	TD	Ru	Pa	Rt	PAT	FG	S	TP
Hartley	0	0	0	0	41/41	22/30	0	107
J. Graham	16	0	16	0			0	96
Colston	5	0	5	0			0	30
Stills	5	0	5	0			0	30
Thomas	5	2	3	0			0	30
Sproles	4	2	2	0			0	24
Brees	3	3	0	0			0	18
S. Graham	0	0	0	0	7/7	2/2	0	13
Meachem	2	0	2	0			0	12
Moore	2	0	2	0			0	12
Watson	2	0	2	0			0	12
Cadet	1	0	1	0			0	6
Collins	1	1	0	0			0	6
Hill	1	0	1	0			0	6
Ingram	1	1	0	0			0	6
K. Robinson	1	0	0				0	6
Team	**49**	**10**	**39**	**0**	**48/48**	**24/32**	**0**	**414**
Opponents	**33**	**11**	**20**	**2**	**32/32**	**24/28**	**0**	**304**

2-Pt. Conversions: TM 0-1, OPP 1-1

SACKS: Jordan 12.5, Galette 12, Hicks 4.5, Haralson 3.5, Foster 3, Hawthorne 3, M. Jenkins 2.5, T. Johnson 2, Lofton 2, Vaccaro 1, Walker 1, Wilson 1, Dawson 0.5, Humber 0.5, Saints 49, Opponents 37

FUM/LOST: Brees 6/2, Sproles 2/2, Thomas 2/1, Moore 1/1, White 1/1

RUSHING	No	Yds	Avg	LG	TD
Thomas	147	549	3.7	18	2
Ingram	78	386	4.9	34	1
K. Robinson	54	224	4.1	25	1
Sproles	53	220	4.2	38	2
Brees	35	52	1.5	16	3
Collins	15	45	3.0	12	1
Stills	3	10	3.3	4	0
Meachem	2	-1	-0.5	4	0
McCown	3	-4	-1.3	-1	0
Hill	1	-8	-8.0	-8	0
Team	**391**	**1473**	**3.8**	**38**	**10**
Opponents	**387**	**1786**	**4.6**	**52**	**11**

Receiving	No.	Yds	Avg	Long	TD
J. Graham	86	1215	14.1	56t	16
Thomas	77	513	6.7	29	3
Colston	75	943	12.6	35	5
Sproles	71	604	8.5	48	2
Moore	37	457	12.4	44t	2
Stills	32	641	20.0	76t	5
Watson	19	226	11.9	32	2
Meachem	16	324	20.3	60	2
Collins	14	54	3.9	8	0
Ingram	7	68	9.7	23	0
Hill	6	44	7.3	9	1
Toon	4	68	17.0	35	0
Cadet	2	5	2.5	3t	1
Team	**446**	**5162**	**11.6**	**76t**	**39**
Opponents	**304**	**3441**	**11.3**	**60**	**20**

INTERCEPTIONS	NO.	YDS	AVG	LONG	TD
Lewis	4	34	8.5	20	0
M. Jenkins	2	35	17.5	31	0
White	1	43	43.0	43	0
Vaccaro	1	29	29.0	29	0
Greer	1	22	22.0	22	0
Herring	1	6	6.0	6	0
Carr	1	0	0.0	0	0
Harper	1	0	0.0	0	0
Team	**12**	**169**	**14.1**	**43**	**0**
Opponents	**12**	**117**	**9.8**	**85t**	**1**

PUNTING	No.	Yds	Avg	Net	TB	In	Lg	B
Morstead	61	2859	46.9	42.3	5	25	61	0
Team	**61**	**2859**	**46.9**	**42.3**	**5**	**25**	**61**	**0**
Opponents	**83**	**3853**	**46.4**	**43.4**	**3**	**27**	**60**	**0**

PUNT RETURNS	Ret	FC	Yds	Avg	Long	TD
Sproles	29	21	194	6.7	28	0
Moore	2	3	0	0.0	0	0
Cadet	1	1	0	0.0	0	0
Team	**32**	**25**	**194**	**6.1**	**28**	**0**
Opponents	**24**	**12**	**180**	**7.5**	**32**	**0**

KICKOFF RET.	No.	Yds	Avg	Long	TD
Sproles	12	255	21.3	32	0
Cadet	9	239	26.6	82	0
Thomas	1	12	12.0	12	0
Team	**22**	**506**	**23.0**	**82**	**0**
Opponents	**33**	**830**	**25.2**	**46**	**0**

FIELD GOALS	1-19	20-29	30-39	40-49	50+
Hartley	2/2	5/6	5/8	9/13	1/1
Graham	0/0	1/1	0/0	1/1	0/0
Team	**2/2**	**6/7**	**5/8**	**10/14**	**1/1**
Opponents	**0/0**	**9/9**	**8/8**	**4/6**	**3/5**

Hartley: (48G, 31G, 22G) (44G, 43N, 41G, 27G) (31G) (43N, 29G) (47G, 19G, 36G, 48G) (28G, 39G) (47N, 38N) (43N, 55G, 43G) (37N) (21G, 42G, 31G) (41G) () (19G) (45G, 36B, 26N) () ()

S. Graham: () () () () () () () () () () () () () () () () (40G, 24G) ()

Opponents: (23G) (47N) () (34G) (27G) (35G, 54G, 23G) (50N, 37G) (39G, 21G, 47G, 45G) (37G) (55G, 29G) (39G, 24G, 52N) (26G, 20G) (45G, 24G, 49N) (31G, 35G) (40G) (54G)

2013 NFC SOUTH STANDINGS
Saints Finish: 2nd Place

Carolina	12	4	0	.750
New Orleans	**11**	**5**	**0**	**.688**
Atlanta	4	12	0	.250
Tampa Bay	4	12	0	.250

PASSING	Att	Cmp	Yds	Cmp%	Yds/Att	TD	TD%	Int	Int%	Long	Sack/Lost	Rating
Brees	650	446	5162	68.6	7.94	39	6.0	12	1.8	76t	37/ 244	104.7
McCown	1	0	0	0.0	0.00	0	0.0	0	0.0	---	0/ 0	39.6
Team	**651**	**446**	**5162**	**68.5**	**7.93**	**39**	**6.0**	**12**	**1.8**	**76t**	**37/244**	**104.5**
Opponents	**507**	**304**	**3441**	**60.0**	**6.79**	**20**	**3.9**	**12**	**2.4**	**60**	**49/336**	**83.6**

2013 DEFENSIVE STATISTICS

	Regular Defensive Plays									Special Teams					MISC			
Name	TKL	AST	TOT	SACK	YDS	INT	PD	FF	FR	TKL	AST	FF	FR	BL	TKL	AST	FF	FR
CURTIS LOFTON	83	56	139	2	19	0	5	1	0	0	0	0	0	0	0	0	0	0
DAVID HAWTHORNE	68	60	128	3	13	0	1	1	0	3	0	0	0	0	0	0	0	0
KENNY VACCARO	60	33	93	1	8	1	6	1	0	3	0	0	0	0	0	0	0	0
AKIEM HICKS	35	37	72	4.5	27.5	0	0	0	0	0	0	0	0	0	0	0	0	0
MALCOLM JENKINS	46	23	69	2.5	12.5	2	6	2	0	1	0	0	0	0	0	0	0	0
CAMERON JORDAN	32	34	66	12.5	101.5	0	6	2	2	0	0	0	0	0	0	0	0	0
JUNIOR GALETTE	32	18	50	12	83	0	2	1	2	0	0	0	0	0	0	0	0	0
RAFAEL BUSH	29	17	46	0	0	0	6	1	1	3	1	0	0	0	0	0	0	0
COREY WHITE	30	12	42	0	0	1	7	0	1	2	0	1	0	0	0	0	0	0
ROMAN HARPER	29	13	42	0	0	1	1	0	1	3	0	0	0	0	0	0	0	0
KEENAN LEWIS	33	7	40	0	0	4	9	0	0	0	0	0	0	0	0	0	0	0
PARYS HARALSON	16	19	35	3.5	26	0	1	0	0	0	0	0	0	0	0	0	0	0
JABARI GREER	24	7	31	0	0	1	8	0	0	0	0	0	0	0	0	0	0	0
JOHN JENKINS	15	14	29	0	0	0	0	0	0	0	0	0	0	0	0	0	0	0
RAMON HUMBER	18	6	24	0.5	3.5	0	1	0	0	9	0	0	0	0	0	0	0	0
BRODRICK BUNKLEY	11	13	24	0	0	0	0	0	0	0	0	0	0	0	0	0	0	0
TOM JOHNSON	6	9	15	2	18	0	0	0	0	0	0	0	0	0	0	0	0	0
CHRIS CARR	11	1	12	0	0	1	3	0	0	3	0	0	0	0	0	0	0	0
TYRUNN WALKER	5	7	12	1	4	0	1	0	0	0	0	0	0	0	0	0	0	0
GLENN FOSTER	6	3	9	3	9	0	1	0	0	0	0	0	0	0	0	0	0	0
WILL HERRING	6	0	6	0	0	1	1	0	0	12	0	1	0	0	0	0	0	0
ISA ABDUL-QUDDUS	5	1	6	0	0	0	1	0	0	9	0	0	0	0	0	0	0	0
KEYUNTA DAWSON	2	2	4	0.5	3	0	0	1	0	0	0	0	0	0	0	0	0	0
MARTEZ WILSON	3	0	3	1	8	0	0	0	0	1	0	0	0	0	0	0	0	0
PATRICK ROBINSON	2	0	2	0	0	0	0	0	0	0	0	0	0	0	0	0	0	0
KEVIN REDDICK	1	1	2	0	0	0	0	0	0	13	0	1	0	0	0	0	0	0
JONATHAN VILMA	1	1	2	0	0	0	0	0	0	0	0	0	0	0	0	0	0	0
ROD SWEETING	1	0	1	0	0	0	0	0	0	2	1	0	0	0	0	0	0	0
ERIC FRAMPTON	0	1	1	0	0	0	0	0	0	2	0	0	0	0	0	0	0	0
TRAVARIS CADET	0	0	0	0	0	0	0	0	0	5	0	0	0	0	0	0	0	0
JOSH HILL	0	0	0	0	0	0	0	0	0	3	0	0	0	0	0	0	0	0
JED COLLINS	0	0	0	0	0	0	0	0	0	2	0	0	0	0	0	0	0	1
KHIRY ROBINSON	0	0	0	0	0	0	0	0	0	1	0	0	0	0	0	0	0	0
PIERRE THOMAS	0	0	0	0	0	0	0	0	0	0	0	0	0	0	3	0	0	0
JIMMY GRAHAM	0	0	0	0	0	0	0	0	0	0	0	0	0	0	3	0	0	1
MARQUES COLSTON	0	0	0	0	0	0	0	0	0	0	0	0	0	0	2	0	0	0
BEN GRUBBS	0	0	0	0	0	0	0	0	0	0	0	0	0	0	1	0	0	0
LANCE MOORE	0	0	0	0	0	0	0	0	0	0	0	0	0	0	1	0	0	0
KENNY STILLS	0	0	0	0	0	0	0	0	0	0	0	0	0	0	1	0	0	0
ZACH STRIEF	0	0	0	0	0	0	0	0	0	0	0	0	0	0	1	0	1	0
TREVIN WADE	0	0	0	0	0	0	1	0	0	0	0	0	0	0	0	0	0	0
Totals	**610**	**395**	**1005**	**49**	**336**	**12**	**67**	**10**	**7**	**77**	**2**	**3**	**0**	**0**	**12**	**0**	**1**	**2**

Defense: TKL: solo tackle, **AST:** assist, **TOT:** total, **INT:** interception, **PD:** pass defense, **FF:** forced fumble, **FR:** fumble recovery. **Special Teams: BL:** kicks blocked.

2013 POSTSEASON FINAL STATISTICS

RECORD: 1-1

Date	W/L	Score	Opponent	Attendance
01/04	W	26-24	at Philadelphia	69,144
01/11	L	15-23	at Seattle	68,388

TEAM STATISTICS	N.O.	OPP
Total First Downs	**51**	**30**
Rushing	20	12
Passing	27	15
Penalty	4	3
3rd Down: Made/Att	10/25	8/26
3rd Down Pct.	40.0	30.8
4th Down: Made/Att	1/3	2/2
4th Down Pct.	33.3	100.0
POSSESSION AVG.	**32:41**	**27:19**
TOTAL NET YARDS	**843**	**533**
Avg. Per Game	421.5	266.5
Total Plays	138	113
Avg. Per Play	6.1	4.7
NET YARDS RUSHING	**293**	**254**
Avg. Per Game	146.5	127.0
Total Rushes	62	57
NET YARDS PASSING	**550**	**279**
Avg. Per Game	275.0	139.5
Sacked/Yards Lost	3/9	5/19
Gross Yards	559	298
Att./Completions	73/44	51/32
Completion Pct.	60.3	62.7
Had Intercepted	2	0
PUNTS/AVERAGE	**7/37.1**	**11/42.2**
NET PUNTING AVG.	**7/32.3**	**11/37.5**
PENALTIES/YARDS	**15/159**	**10/90**
FUMBLES/BALL LOST	**2/1**	**0/0**
TOUCHDOWNS	**4**	**5**
Rushing	2	3
Passing	2	2
Returns	0	0

SCORE BY PERIODS	Q1	Q2	Q3	Q4	OT	PTS
Team	0	6	14	21	0	41
Opponents	6	17	7	17	0	47

SCORING	TD	Ru	Pa	Rt	PAT	FG	S	TP
S. Graham	0	0	0	0	3/3	4/6	0	15
Ingram	1	1	0	0			0	8
Colston	1	0	1	0			0	6
Moore	1	0	1	0			0	6
K. Robinson	1	1	0	0			0	6
Team	**4**	**2**	**2**	**0**	**3/3**	**4/6**	**0**	**41**
Opponents	**5**	**3**	**2**	**0**	**5/5**	**4/5**	**0**	**47**

2-Pt. Conversions: Ingram 1, Team 1-1, Opponents 0-0

SACKS: Jordan 2.5, J. Jenkins 1, Lofton 1, Hicks 0.5, Saints 5, Opponents 3

FUM/LOST: Brees 1/0, Ingram 1/1

RUSHING	No	Yds	Avg	LG	TD
Ingram	28	146	5.2	18	1
K. Robinson	21	102	4.9	17	1
Sproles	7	31	4.4	13	0
Brees	5	13	2.6	5	0
Stills	1	1	1.0	1	0
Team	**62**	**293**	**4.7**	**18**	**2**
Opponents	**57**	**254**	**4.5**	**31t**	**3**

Receiving	No.	Yds	Avg	Long	TD
Colston	13	160	12.3	25	1
Sproles	9	63	7.0	14	0
J. Graham	4	52	13.0	21	0
Moore	4	51	12.8	24t	1
Meachem	3	109	36.3	52	0
Stills	3	35	11.7	14	0
Ingram	3	17	5.7	11	0
Hill	2	32	16.0	23	0
Watson	2	27	13.5	27	0
K. Robinson	1	13	13.0	13	0
Team	**44**	**559**	**12.7**	**52**	**2**
Opponents	**32**	**298**	**9.3**	**40**	**2**

INTERCEPTIONS	NO.	YDS	AVG	LONG	TD
Team	**0**	**0**	**---**	**---**	**0**
Opponents	**2**	**47**	**23.5**	**24**	**0**

PUNTING	No.	Yds	Avg	Net	TB	In	Lg	B
Morstead	7	260	37.1	32.3	0	3	55	0
Team	**7**	**260**	**37.1**	**32.3**	**0**	**3**	**55**	**0**
Opponents	**11**	**464**	**42.2**	**37.5**	**1**	**2**	**55**	**0**

PUNT RETURNS	Ret	FC	Yds	Avg	Long	TD
Sproles	3	2	31	10.3	14	0
Team	**3**	**2**	**31**	**10.3**	**14**	**0**
Opponents	**2**	**1**	**34**	**17.0**	**29**	**0**

KICKOFF RET.	No.	Yds	Avg	Long	TD
Sproles	6	141	23.5	39	0
Team	**6**	**141**	**23.5**	**39**	**0**
Opponents	**6**	**145**	**24.2**	**35**	**0**

FIELD GOALS	1-19	20-29	30-39	40-49	50+
S. Graham	0/ 0	0/ 0	3/3	1/3	0/0
Team	**0/ 0**	**0/ 0**	**3/3**	**1/3**	**0/0**
Opponents	**0/ 0**	**1/1**	**2/2**	**1/2**	**0/0**

S. Graham: (36G, 46G, 35G, 32G) (45N, 48N)

Opponents: (48N, 31G) (38G, 49G, 26G)

PASSING	Att	Cmp	Yds	Cmp%	Yds/Att	TD	TD%	Int	Int%	Long	Sack/Lost	Rating
Brees	73	44	559	60.3	7.66	2	2.7	2	2.7	52	3/ 9	81.9
Team	**73**	**44**	**559**	**60.3**	**7.66**	**2**	**2.7**	**2**	**2.7**	**52**	**3/ 9**	**81.9**
Opponents	**51**	**32**	**298**	**62.7**	**5.84**	**2**	**3.9**	**0**	**3.9**	**40**	**5/ 19**	**91.8**

2013 POSTSEASON DEFENSIVE STATISTICS

	Regular Defensive Plays									Special Teams					MISC			
Name	TKL	AST	TOT	SACK	YDS	INT	PD	FF	FR	TKL	AST	FF	FR	BL	TKL	AST	FF	FR
CURTIS LOFTON	8	10	18	1	0	0	0	0	0	0	0	0	0	0	0	0	0	0
DAVID HAWTHORNE	10	7	17	0	0	0	1	0	0	1	0	0	0	0	0	0	0	0
ROMAN HARPER	6	8	14	0	0	0	1	0	0	0	0	0	0	0	0	0	0	0
MALCOLM JENKINS	5	7	12	0	0	0	0	0	0	0	0	0	0	0	0	0	0	0
CAMERON JORDAN	7	4	11	2.5	15	0	0	0	0	0	0	0	0	0	0	0	0	0
RAFAEL BUSH	6	2	8	0	0	0	0	0	0	0	0	0	0	0	0	0	0	0
BRODRICK BUNKLEY	5	3	8	0	0	0	0	0	0	0	0	0	0	0	0	0	0	0
KEENAN LEWIS	6	1	7	0	0	0	1	0	0	0	0	0	0	0	0	0	0	0
RAMON HUMBER	5	2	7	0	0	0	0	0	0	1	0	0	0	0	0	0	0	0
COREY WHITE	5	2	7	0	0	0	1	0	0	0	0	0	0	0	0	0	0	0
AKIEM HICKS	4	3	7	0.5	4	0	0	0	0	0	0	0	0	0	0	0	0	0
JOHN JENKINS	4	3	7	1	0	0	0	0	0	0	0	0	0	0	0	0	0	0
KEYUNTA DAWSON	2	2	4	0	0	0	0	0	0	0	0	0	0	0	0	0	0	0
ROD SWEETING	2	1	3	0	0	0	0	0	0	1	0	0	0	0	0	0	0	0
TREVIN WADE	1	2	3	0	0	0	0	0	0	1	0	0	0	0	0	0	0	0
JUNIOR GALETTE	1	2	3	0	0	0	0	0	0	0	0	0	0	0	0	0	0	0
PARYS HARALSON	1	0	1	0	0	0	0	0	0	0	0	0	0	0	0	0	0	0
WILL HERRING	0	1	1	0	0	0	0	0	0	1	0	0	0	0	0	0	0	0
TOM JOHNSON	0	1	1	0	0	0	0	0	0	0	0	0	0	0	0	0	0	0
GLENN FOSTER	0	1	1	0	0	0	0	0	0	0	0	0	0	0	0	0	0	0
KYLE KNOX	0	0	0	0	0	0	0	0	0	1	0	0	0	0	0	0	0	0
KEVIN REDDICK	0	0	0	0	0	0	0	0	0	1	0	0	0	0	0	0	0	0
TERRON ARMSTEAD	0	0	0	0	0	0	0	0	0	0	0	0	0	0	1	0	0	0
JAHRI EVANS	0	0	0	0	0	0	0	0	0	0	0	0	0	0	1	0	0	1
MARK INGRAM	0	0	0	0	0	0	0	0	0	0	0	0	0	0	1	0	0	0
Totals	**78**	**62**	**140**	**5**	**19**	**0**	**4**	**0**	**0**	**7**	**0**	**0**	**0**	**0**	**3**	**0**	**0**	**1**

Defense: TKL: solo tackle, **AST:** assist, **TOT:** total, **INT:** interception, **PD:** pass defense, **FF:** forced fumble, **FR:** fumble recovery. **Special Teams: BL:** kicks blocked.

2013 HONORS

PRO BOWL
QB **Drew Brees (captain)**, G **Jahri Evans,** TE **Jimmy Graham,** G **Ben Grubbs** and DE **Cameron Jordan**

***ASSOCIATED PRESS* ALL-PRO**
TE **Jimmy Graham (first team)**
G **Jahri Evans (second team)**

PFWA ALL-NFL
TE **Jimmy Graham**

PFWA ALL-NFC
QB **Drew Brees**
TE **Jimmy Graham**

PFWA ALL-ROOKIE
S **Kenny Vaccaro**

ESPN.com (John Clayton) ALL-PRO
TE **Jimmy Graham**
T **Zach Strief**

***USA TODAY* ALL-JOE**
WR **Marques Colston**
T **Zach Strief**
OLB **Junior Galette**

NFC Player of the Month Awards

NFC OFFENSIVE PLAYER OF THE MONTH SEPTEMBER: TE **Jimmy Graham**
Graham had 27 catches for 458 yards and six touchdown grabs in the month of September as New Orleans recorded the team's first 4-0 start since the 2009 campaign. His six touchdown catches tied for the NFL lead, his 458 yards ranked second and his 27 catches were tied for third in the NFC. His six TD receptions are the most by a tight end in September in NFL history. Graham had a TD in every game during the month and had 100+ yards in three of the four contests. In the final three games of September, he had 413 receiving yards, tied for the most by a tight end in a three-game span in a season in NFL history. Graham is the first tight end to be named conference Offensive Player of the Month since the award began in 1986.

NFC Player of the Week Awards

NFC OFFENSIVE PLAYER OF THE WEEK WEEK 3: TE **Jimmy Graham**
New Orleans Saints 31, Arizona Cardinals 7
@ Mercedes-Benz Superdome, Sept. 22, 2013
Graham had nine catches for 134 yards and two touchdowns. His 16-yard touchdown reception in the second quarter gave the Saints the lead for good and he capped the scoring with a fourth quarter seven-yard TD catch. For Graham, who is the only tight end in team history to win NFC Offensive Player of the Week honors, it was his second such award. He joins **Shannon Sharpe** (three) and **Alge Crumpler** (two) as the only tight ends to be named Player of the Week multiple times since the award began in 1984.

NFC OFFENSIVE PLAYER OF THE WEEK WEEK 4: QB **Drew Brees**
New Orleans Saints 38, Miami Dolphins 17
@ Mercedes-Benz Superdome, Sept. 30, 2013
Brees completed 30-of-39 passes for 413 yards with four touchdown passes and a 144.5 passer rating, as he led the Saints to their fourth consecutive win of the season.

NFC OFFENSIVE PLAYER OF THE WEEK WEEK 10: QB **Drew Brees**
New Orleans Saints 49, Dallas Cowboys 17
@ Mercedes-Benz Superdome, Nov. 10, 2013
Brees completed 34-of-41 passes for 392 yards with four touchdowns and a 139.0 passer rating, as he led an offense that recorded an NFL-record 40 first downs and gained a team-record 625 total net yards.

NFC OFFENSIVE PLAYER OF THE WEEK WEEK 17: QB **Drew Brees**
New Orleans Saints 42, Tampa Bay Buccaneers 17
@ Mercedes-Benz Superdome, Dec. 29, 2013
Brees closed out the 2013 regular season when he completed 24-of-31 passes for 381 yards, four touchdown passes and a passer rating of 157.4, the third-highest of his career behind a perfect 158.3 vs. New England in 2009 and 157.5 vs. Green Bay in 2008. He also had a nine-yard touchdown run.

NFL Weekly Awards

FEDEX AIR PLAYER OF THE WEEK WEEK 4: QB **Drew Brees**
New Orleans Saints 38, Miami Dolphins 17
@ Mercedes-Benz Superdome, Sept. 30, 2013
Brees completed 30-of-39 passes for 413 yards with four touchdown passes and a 144.5 passer rating, as he led the Saints to their fourth consecutive win of the season.

FEDEX AIR PLAYER OF THE WEEK WEEK 8: QB **Drew Brees**
New Orleans Saints 35, Buffalo Bills 17
@ Mercedes-Benz Superdome, Oct. 27, 2013
Brees completed 26-of-34 passes for 332 yards with five touchdown passes and a 146.1 passer rating as he became at the time, the only NFL signal-caller to have eight games of at least five touchdown passes.

FEDEX AIR PLAYER OF THE WEEK
WEEK 10: QB **Drew Brees**
New Orleans Saints 49, Dallas Cowboys 17
@ Mercedes-Benz Superdome, Nov. 10, 2013
Brees completed 34-of-41 passes for 392 yards with four touchdowns and a 139.0 passer rating, as he led an offense that recorded an NFL-record 40 first downs and gained a team-record 625 total net yards.

FEDEX GROUND PLAYER OF THE WEEK
WEEK 10: RB **Mark Ingram**
New Orleans Saints 49, Dallas Cowboys 17
@ Mercedes-Benz Superdome, Nov. 10, 2013
Ingram carried 14 times for a career-high 145 yards (10.4 avg.) with one touchdown and had two receptions for 15 yards, the first 100-yard rushing game of his career.

FEDEX AIR PLAYER OF THE WEEK
WEEK 14: QB **Drew Brees**
New Orleans Saints 31, Carolina Panthers 13
@ Mercedes-Benz Superdome, Dec. 8, 2013
Completed 30-of-42 passes for 313 yards with four touchdown passes to become the fifth player to reach 50,000 career yards passing.

FEDEX AIR PLAYER OF THE WEEK
WEEK 17: QB **Drew Brees**
New Orleans Saints 42, Tampa Bay Buccaneers 17
@ Mercedes-Benz Superdome, Dec. 29, 2013
Brees closed out the 2013 regular season when he completed 24-of-31 passes for 381 yards, four touchdown passes and a passer rating of 157.4, third-highest of his career behind a perfect 158.3 vs. New England in 2009 and 157.5 vs. Green Bay in 2008. He also had a nine-yard touchdown rush.

Team Awards

ED BLOCK COURAGE AWARD
WR **Marques Colston**
In a vote by his teammates, Colston was honored as the 2013 recipient of the Ed Block Courage Award, which is presented to a player from all 32 NFL teams who best exemplifies the principles of sportsmanship and courage. The award is presented to players who conduct themselves as role models in the community and serve as an inspiration to their teammates.

2013 NEW ORLEANS SAINTS MAN OF THE YEAR
RB **Pierre Thomas**
2013 team award winner and league nominee for Walter Payton NFL Man of the Year for dedication to community and charitable endeavors and excellent play on the field.

2013 JIM FINKS GOOD GUY AWARD
OLB **Junior Galette**
In a vote by New Orleans media, Galette was honored for his consistent cooperation with the local media.

2013 GAME BY GAME SAINTS

		1st Downs				Offense			Net Rushing			Net Passing							Fumb.		Pen.		Punts			Returns						TDS			PAT	FG	2P	TOP
Game	Pts	T	R	Pa	Pe	AT	Yards	Avg.	Att	Yards	Avg.	A	C	Yds	TD	Int	Sk	Yds	#	Lst	#	Yds	#	Yds	Avg.	P	Yds	KO	Yds	Int	Yds	Ru	Pa	Ret	M/A	M/A	M/A	
ATL	23	18	1	17	0	66	419	6.3	29	78	2.7	35	26	357	2	1	2	16	0	0	6	57	3	148	49.3	4	7	1	23	1	0	0	2	0	2/2	3/3	0/0	35:11
@TB	16	21	4	13	4	70	371	5.3	20	75	3.8	46	26	296	1	2	4	26	1	0	5	35	4	175	43.8	1	2	1	23	1	31	0	1	0	1/1	3/4	0/0	32:36
ARZ	31	27	9	17	1	74	423	5.7	24	104	4.3	46	29	319	3	1	4	23	0	0	4	30	4	198	49.5	3	53	0	0	2	49	1	3	0	4/4	1/1	0/0	35:31
MIA	38	23	4	18	1	65	465	7.2	24	68	2.8	39	30	397	4	0	2	16	1	1	6	45	3	142	47.3	3	44	2	36	3	28	1	4	0	5/5	1/2	0/0	33:49
@Chi	26	17	5	11	1	65	347	5.3	29	64	2.2	35	29	283	2	0	1	5	1	0	2	10	4	195	48.8	1	2	2	38	0	0	0	2	0	2/2	4/4	0/0	36:00
@NE	27	20	7	13	0	63	361	5.7	26	131	5.0	36	17	230	2	1	1	6	1	1	7	56	6	268	44.7	3	20	3	53	1	0	1	2	0	3/3	2/2	0/0	28:09
BUF	35	21	4	14	3	64	386	6.0	26	77	3.0	34	26	309	5	0	4	23	0	0	8	59	4	187	46.8	1	0	2	51	1	12	0	5	0	5/5	0/2	0/0	32:30
@NYJ	20	23	4	16	3	66	407	6.2	13	41	3.2	51	30	366	2	2	2	16	1	0	9	59	2	82	41.0	0	0	3	61	0	0	0	2	0	2/2	2/3	0/0	29:32
DAL	49	40	15	20	5	80	625	7.8	38	242	6.4	41	34	392	4	0	1	9	1	1	6	44	1	33	33.0	4	18	0	0	0	0	3	4	0	7/7	0/1	0/0	39:32
SF	23	23	6	15	2	67	387	5.8	23	92	4.0	43	30	295	1	1	1	10	3	2	4	48	3	154	51.3	3	5	1	82	1	43	1	1	0	2/2	3/3	0/0	34:39
@Atl	17	19	5	14	0	59	374	6.3	25	103	4.1	33	23	271	2	0	1	7	0	0	5	66	4	198	49.5	1	0	1	20	0	0	0	2	0	2/2	1/1	0/0	26:14
@Sea	7	12	2	7	3	56	188	3.4	17	44	2.6	38	23	144	1	0	1	3	1	1	7	52	6	294	49.0	1	0	3	54	0	0	0	1	0	1/1	0/0	0/0	26:22
CAR	31	24	3	19	2	61	373	6.1	17	69	4.1	42	30	304	4	0	2	9	1	0	5	45	4	177	44.3	2	17	1	22	0	0	0	4	0	4/4	1/1	0/0	27:33
@StL	16	30	5	24	1	80	432	5.4	20	61	3.1	56	39	371	1	2	4	22	1	1	8	77	2	107	53.5	0	0	0	0	0	0	1	1	0	1/1	1/3	0/1	32:12
@Car	13	20	6	12	2	81	365	4.5	30	126	4.2	45	30	239	1	2	6	42	0	0	4	40	7	340	48.6	4	30	1	21	1	4	0	1	0	1/1	2/2	0/0	38:48
TB	42	21	7	14	0	62	468	7.5	30	98	3.3	31	24	370	4	0	1	11	0	0	9	94	4	161	40.3	1	0	1	22	1	2	2	4	0	6/6	0/0	0/0	34:12
Totals	**414**	**359**	**87**	**244**	**28**	**1,079**	**6,391**	**5.9**	**391**	**1,473**	**3.8**	**651**	**446**	**4,943**	**39**	**12**	**37**	**244**	**12**	**7**	**95**	**817**	**61**	**2,859**	**46.9**	**32**	**198**	**22**	**506**	**12**	**169**	**10**	**39**	**0**	**48/48**	**24/32**	**0/1**	**32:41**

2013 GAME BY GAME OPPONENTS

		1st Downs				Offense			Net Rushing			Net Passing							Fumb.		Pen.		Punts			Returns						TDS			PAT	FG	2P	TOP
Game	Pts	T	R	Pa	Pe	AT	Yards	Avg.	Att	Yards	Avg.	A	C	Yds	TD	Int	Sk	Yds	#	Lst	#	Yds	#	Yds	Avg.	P	Yds	KO	Yds	Int	Yds	Ru	Pa	Ret	M/A	M/A	M/A	
ATL	17	18	3	14	1	55	367	6.7	14	88	6.3	38	25	304	2	1	3	25	2	1	2	19	6	281	46.8	2	21	0	0	1	0	0	2	0	2/2	1/1	0/0	24:49
@TB	14	14	7	6	1	56	273	4.9	33	160	4.8	22	9	113	1	1	1	12	1	1	10	118	6	243	40.5	2	0	1	33	2	85	0	1	1	2/2	0/1	0/0	27:24
ARZ	7	16	6	9	1	55	247	4.5	16	86	5.4	35	18	187	0	2	4	26	1	0	3	18	8	326	40.8	2	15	3	87	1	0	1	0	0	1/1	0/0	0/0	24:29
MIA	17	19	5	13	1	58	331	5.7	19	115	6.1	35	22	216	1	3	4	33	1	1	5	25	4	208	52.0	1	5	3	68	0	0	1	1	0	2/2	1/1	0/0	26:11
@Chi	18	20	4	16	0	54	434	8.0	18	94	5.2	33	24	340	2	0	3	18	2	1	6	43	4	181	45.3	1	17	2	49	0	0	0	2	0	1/1	1/1	1/1	24:00
@NE	30	26	8	15	3	83	376	4.5	35	141	4.0	43	25	235	1	1	5	34	1	0	4	33	4	210	52.5	3	9	2	51	1	5	2	1	0	3/3	3/3	0/0	31:51
BUF	17	20	5	13	2	68	299	4.4	25	88	3.5	39	22	211	1	1	4	23	4	2	6	45	3	137	45.7	1	4	0	0	0	0	1	1	0	2/2	1/2	0/0	27:30
@NYJ	26	14	8	6	0	58	338	5.8	36	198	5.5	20	9	140	0	0	2	0	0	0	8	62	5	222	44.4	0	0	5	134	2	0	2	0	0	2/2	4/4	0/0	30:28
DAL	17	9	4	4	1	43	193	4.5	16	89	5.6	24	10	104	1	0	3	24	0	0	11	82	8	403	50.4	0	0	6	132	0	0	1	1	0	2/2	1/1	0/0	20:28
SF	20	12	3	8	1	56	196	3.5	22	81	3.7	31	17	115	2	1	3	12	1	0	5	45	7	346	49.4	2	23	0	0	1	22	0	2	0	2/2	2/2	0/0	25:21
@Atl	13	22	5	15	2	66	355	5.4	22	91	4.1	39	30	292	0	0	5	28	1	1	3	25	3	136	45.3	1	10	0	0	0	0	1	0	0	1/1	2/3	0/0	33:46
@Sea	34	23	6	14	3	69	429	6.2	38	127	3.3	30	22	302	3	0	1	8	1	0	8	66	3	120	40.0	5	17	2	40	0	0	0	3	1	4/4	2/2	0/0	33:38
CAR	13	16	7	9	0	62	239	3.9	23	128	5.6	34	22	160	1	0	5	49	0	0	5	35	5	227	45.4	1	32	2	73	0	0	0	1	0	1/1	2/3	0/0	32:27
@StL	27	17	5	8	4	54	302	5.6	34	144	4.2	20	14	158	2	0	0	0	0	0	4	30	4	167	41.8	1	7	2	53	2	5	1	2	0	3/3	2/2	0/0	27:48
@Car	17	10	2	7	1	44	222	5.0	18	81	4.5	22	13	141	1	1	4	40	0	0	3	26	8	406	50.8	2	20	2	41	2	0	1	1	0	2/2	1/1	0/0	21:12
TB	17	18	4	11	3	62	290	4.7	18	75	4.2	42	22	215	2	1	2	4	0	0	8	78	5	240	48.0	0	0	3	69	0	0	0	2	0	2/2	1/1	0/0	25:48
Totals	**304**	**274**	**82**	**168**	**24**	**943**	**4,891**	**5.2**	**387**	**1,786**	**4.6**	**507**	**304**	**3,233**	**20**	**12**	**49**	**336**	**15**	**7**	**91**	**750**	**83**	**3,853**	**46.4**	**24**	**180**	**33**	**830**	**12**	**117**	**11**	**20**	**2**	**32/32**	**24/28**	**1/1**	**27:19**

2013 PARTICIPATION REPORT

Name	9/8 ATL	9/15 @TB	9/22 ARZ	9/30 MIA	10/6 @Chi	10/13 @NE	10/27 BUF	11/3 @NYJ	11/10 DAL	11/17 SF	11/21 @Atl	12/2 @Sea	12/8 CAR	12/15 @StL	12/22 @Car	12/29 TB	1/4 @Phi	1/11 @Sea
ABDUL-QUDDUS, Isa	IA	IA	IA	PL	PL	PL	PL	PL	PL	PL	IA	PL	PL	PL	PL	IA	IA	
ARMSTEAD, Terron	IA	IA	PL	IA	IA	PL	IA	IA	IA	IA	PL	IA	IA	PL	ST	ST	ST	ST
BREES, Drew	ST	ST	ST	ST	ST	ST	ST	ST	ST	ST	ST	ST	ST	ST	ST	ST	ST	ST
Brown, Charles	ST	ST	ST	ST	ST	ST	ST	ST	ST	ST	ST	ST	ST	ST	PL	PL	DNP	DNP
BUNKLEY, Brodrick	ST	IA	IA	IA	IA	PL	ST	ST	ST	ST	ST	ST	PL	ST	ST	ST	ST	ST
BUSH, Rafael	PL	PL	PL	ST	ST	ST	PL	ST	ST	PL	PL	PL	IA	IA	IA	ST	ST	PL
BUTLER, Victor	PUP	PUP	PUP	PUP	PUP	PUP	PUP	PUP	PUP	PUP	PUP	PUP	PUP	PUP	PUP	PUP	PUP	PUP
CADET, Travaris	PL	PL	PL	PL	PL	PL	IA	PL	PL	PL	PL	PL	PL	PL	IA	IA	PL	PL
CARR, Chris			PL	PL	PL	PL	PL		PL	PL	PL	PL	PL	PL				
COLEMAN, Kenyon	IR	IR	IR	IR	IR	IR	IR	IR	IR	IR	IR	IR	IR	IR	IR	IR	IR	IR
COLLINS, Jed	ST	PL	PL	ST	PL	PL	ST	PL	PL	ST	ST	ST	PL	ST	PL	ST	PL	ST
COLSTON, Marques	PL	ST	ST	PL	ST	ST	ST	IA	ST	PL	ST	ST	ST	ST	ST	PL	ST	PL
DAVIS, A.J.	IR	IR	IR	IR	IR	IR	IR	IR	IR	IR	IR	IR	IR	IR	IR	IR	IR	IR
DAWSON, Keyunta						PL	PL	PL	PL	PL	PL	IA	IA	IA	IA	IA	IA	PL
de la PUENTE, Brian	ST	ST	ST	ST	ST	ST	ST	ST	ST	ST	ST	ST	ST	ST	ST	ST	ST	ST
DRESCHER, Justin	PL	PL	PL	PL	PL	PL	PL	PL	PL	PL	PL	PL	PL	PL	PL	PL	PL	PL
EVANS, Jahri	ST	ST	DNP	ST	ST	ST	ST	ST	ST	ST	IA	ST	ST	ST	ST	ST	ST	ST
FOSTER, Glenn	IA	IA	PL	PL	PL	PL	PL	PL	PL	PL	PL	IA	IA	PL	PL	PL	PL	PL
FRAMPTON, Eric															PL	PL		
FREDERICK, Terrence																IA	IA	IA
GALETTE, Junior	PL	ST	ST	ST	ST	ST	ST	ST	ST	ST	ST	ST	ST	ST	ST	ST	ST	ST
GIVENS, Chris	IR	IR	IR	IR	PL	IR	IR	IR	IR	IR	IR	IR	IR	IR	IR	IR	IR	IR
GRAHAM, Jimmy	ST	ST	ST	ST	ST	ST	PL	ST	PL	ST	ST	PL	PL	ST	ST	ST	ST	PL
GRAHAM, Shayne															PL	PL	PL	PL
GREER, Jabari	ST	ST	ST	ST	ST	ST	ST	ST	ST	ST	IR	IR	IR	IR	IR	IR	IR	IR
GRIFFIN, Ryan	PS	PS	PS	PS	PS	PS	IA	IA	IA	IA	IA	IA	IA	IA	IA	IA	IA	IA
GRUBBS, Ben	ST	ST	ST	ST	ST	ST	ST	ST	ST	ST	ST	ST	ST	ST	ST	ST	ST	ST
HAKIM, Saalim	PS	PS	PS	PS														
HARALSON, Parys	ST	PL	ST	PL	PL	PL	ST	ST	PL	ST	PL	PL	ST	ST	ST	PL	PL	IR
HARPER, Roman	ST	ST	IA	IA	IA	IA	IA	IA	IA	PL	ST	ST	PL	PL	PL	ST	ST	ST
HARRIS, Bryce	PL	PL	PL	PL	PL	ST	PL	PL	PL	PL	PL	PL	PL	PL	PL	PL	PL	PL
HARTLEY, Garrett	PL	PL	PL	PL	PL	PL	PL	PL	PL	PL	PL	PL	PL	PL				
HAWKINS, Charles																PS	PS	PS
HAWTHORNE, David	ST	ST	ST	ST	ST	ST	ST	ST	PL	ST	ST	ST	ST	ST	ST	ST	ST	ST
HERRING, Will	PL	PL	PL	PL	PL	PL	PL	PL	ST	PL	PL	PL	PL	PL	PL	PL	PL	PL
HICKS, Akiem	ST	ST	ST	ST	ST	ST	ST	ST	ST	ST	ST	ST	ST	ST	ST	ST	ST	ST
HIGGINS, Michael	PS	PS	PS	PS	PS	PS	PS	PS	PS	PS	PS	PS	PS	PS	PS	PS	PS	PS
HILL, Josh	PL	PL	PL	PL	PL	PL	PL	ST	ST	ST	PL	PL	PL	IA	IA	PL	PL	PL
HUMBER, Ramon	PL	PL	PL	PL	PL	ST	PL	PL	ST	ST	PL	PL	PL	PL	PL	PL	PL	ST
INGRAM, Mark	ST	PL	IA	IA	IA	IA	IA	PL	PL	PL	ST	PL	PL	ST	PL	PL	ST	PL

DNP = Did Not Play
IA = Inactive
IR = Injured Reserve
PL = Played
PS = Practice Squad
NFI = Non Football Injury
PUP = Physically Unable to Perform
RE = Roster Exemption
ST = Started
SUSP = Suspension
3QB = 3rd Quarterback

2013 PARTICIPATION REPORT

Name	9/8 ATL	9/15 @TB	9/22 ARZ	9/30 MIA	10/6 @Chi	10/13 @NE	10/27 BUF	11/3 @NYJ	11/10 DAL	11/17 SF	11/21 @Atl	12/2 @Sea	12/8 CAR	12/15 @StL	12/22 @Car	12/29 TB	1/4 @Phi	1/11 @Sea
JENKINS,John	PL	ST	ST	ST	ST	PL	PL	PL	PL	PL	PL	PL	ST	PL	PL	PL	PL	ST
JENKINS, Malcolm	ST	ST	ST	ST	ST	ST	IA	IA	ST	ST	ST	ST	ST	ST	ST	ST	ST	ST
JOHNSON, Austin	PS	PS			PS	PS	PS	PS	PS	PS	PS	PS	PS	PS	PS	PS	PS	PS
JOHNSON, Rufus	PS	PS	PS	PS	PS	PS	PS	PS	PS	PS	PS	PS	PS	PS	PS	PS	PS	IA
JOHNSON, Tom	PL	PL	IA	IA	PL	PL	PL	PL	PL	PL	PL	PL	PL	PL	IA	IA	PL	PL
JONES, Marcel	PS	PS	PS	PS	PS	PS	PS	PS	PS	PS	PS	PS	PS	PS	PS	PS	PS	PS
JORDAN, Cameron	ST	ST	ST	ST	ST	ST	ST	ST	ST	ST	ST	ST	ST	ST	ST	ST	ST	ST
KELEMETE, Senio	PS	PS	PS	PS	PS	PS	PS	PS	PS	PS	PS	PS	PS	PS	PS	PS	PS	PS
KNOX, Kyle							PS	PS	PS	PS	PS	PS	PS	PS	PS	PS	PL	PL
LELITO, Tim	PL	PL	ST	PL	PL	PL	PL	PL	PL	PL	ST	PL	PL	PL	PL	PL	PL	PL
LEWIS, Keenan	ST	ST	ST	ST	ST	ST	ST	ST	ST	ST	ST	ST	ST	ST	ST	ST	ST	ST
LOFTON, Curtis	ST	ST	ST	ST	ST	ST	ST	ST	ST	ST	ST	ST	ST	ST	ST	ST	ST	ST
McCOWN, Luke	PL	PL	PL	PL	PL	PL	PL	PL	PL	PL	PL	PL	PL	PL	PL	PL	PL	PL
MEACHEM, Robert	IA	PL	PL	ST	ST	PL	PL	ST	PL	ST	PL	PL	PL	PL	PL	ST	PL	ST
MOORE, Lance	ST	ST	PL	IA	IA	IA	PL	PL	PL	PL	PL	ST	ST	PL	ST	PL	PL	PL
MORGAN, Joseph	IR	IR	IR	IR	IR	IR	IR	IR	IR	IR	IR	IR	IR	IR	IR	IR	IR	IR
MORSTEAD, Thomas	PL	PL	PL	PL	PL	PL	PL	PL	PL	PL	PL	PL	PL	PL	PL	PL	PL	PL
OLSEN, Eric	IR																	
PUGH, Jordan																		IA
REDDICK, Kevin	PL	PL	PL	PL	PL	PL	PL	PL	PL	PL	PL	PL	PL	PL	PL	PL	PL	PL
RICHARDSON, Jay		PL	PL	PL	PL													
ROBINSON, Khiry	IA	IA	PL	PL	PL	PL	PL	IA	IA	IA	PL	IA	PL	PL	PL	PL	PL	ST
ROBINSON, Patrick	PL	PL	IR	IR	IR	IR	IR	IR	IR	IR	IR	IR	IR	IR	IR	IR	IR	IR
ROLLE, Jumal	PS	PS	PS	PS														
SMITH, Will	IR	IR	IR	IR	IR	IR	IR	IR	IR	IR	IR	IR	IR	IR	IR	IR	IR	IR
SPROLES, Darren	PL	ST	ST	PL	PL	ST	PL	ST	PL	PL	IA	PL	PL	PL	PL	PL	PL	PL
STILLS, Kenny	PL	ST	ST	PL	PL	ST	ST	PL	ST	PL	ST	ST	ST	ST	ST	PL	ST	ST
STRIEF, Zach	ST	ST	ST	ST	ST	IA	ST	ST	ST	ST	ST	ST	ST	ST	ST	ST	ST	ST
SWEETING, Rod	PL	PL	IA	IA	IA	IA	IA	PL	IA	IA	PL	PL	PL	PL	PL	PL	PL	PL
TANNER, Andy	IA		PS	PS	PS	PS	PS	PS	PS	PS	PS	PS	PS	PS	PS	PS	PS	PS
THOMAS, Pierre	PL	PL	PL	ST	ST	PL	ST	PL	ST	ST	PL	ST	ST	PL	ST	ST	IA	IA
TOON, Nick	PL	IA	IA	ST	ST	ST	PL	PL	PL	PL	IA	IA	IA	IA	IA	IA	IA	IA
VACCARO, Kenny	ST	ST	ST	ST	ST	ST	ST	ST	ST	IA	ST	ST	ST	ST	ST	IR	IR	IR
VILMA, Jonathan	IR	IR	IR	IR	IR	IR	IR	PL	IR	IR	IR	IR	IR	IR	IR	IR	IR	IR
WADE, Trevin											IA	IA	IA	IA	PL	PL	PL	PL
WALKER, Tyrunn	PL	IA	PL	PL	IA	IA	IA	IA	IA	IA	IA	PL	PL	IA	PL	PL	IA	IA
WATSON, Benjamin	ST	PL	ST	PL	PL	PL	ST	ST	ST	IA	PL	PL	ST	PL	PL	ST	ST	ST
WHITE, Corey	PL	PL	PL	PL	PL	PL	PL	PL	PL	PL	ST	ST	ST	ST	ST	ST	ST	ST
WHITLEY, Eddie																	PS	PS
WILSON, Martez	IA	PL	PL	PL	PL	IA												

DNP = Did Not Play
IA = Inactive
IR = Injured Reserve
PL = Played
PS = Practice Squad
NFI = Non Football Injury
PUP = Physically Unable to Perform
RE = Roster Exemption
ST = Started
SUSP = Suspension
3QB = 3rd Quarterback

2013 GAME BY GAME STARTERS

OFFENSE

Date	Opp.	WR	LT	LG	C	RG	RT	TE	WR	QB	RB	FB
9/8	ATL	Watson (TE)	Brown	Grubbs	de la Puente	Evans	Strief	J. Graham	Moore	Brees	Ingram	Collins
9/15	@TB	Colston	Brown	Grubbs	de la Puente	Evans	Strief	J. Graham	Moore	Brees	Sproles	Stills (WR)
9/22	ARZ	Colston	Brown	Grubbs	de la Puente	Lelito	Strief	J. Graham	Stills	Brees	Sproles	Watson (TE)
9/30	MIA	Meachem	Brown	Grubbs	de la Puente	Evans	Strief	J. Graham	Toon	Brees	Thomas	Collins
10/6	@ Chi	Colston	Brown	Grubbs	de la Puente	Evans	Strief	J. Graham	Toon	Brees	Thomas	Meachem (WR)
10/13	@NE	Colston	Brown	Grubbs	de la Puente	Evans	Harris	J. Graham	Stills	Brees	Sproles	Toon (WR)
10/27	BUF	Colston	Brown	Grubbs	de la Puente	Evans	Strief	Watson	Stills	Brees	Thomas	Collins
11/3	@ NYJ	Meachem	Brown	Grubbs	de la Puente	Evans	Strief	Watson	Graham (TE)	Brees	Sproles	Hill (TE)
11/10	DAL	Colston	Brown	Grubbs	de la Puente	Evans	Strief	Watson	Stills	Brees	Thomas	Hill (TE)
11/17	SF	Meachem	Brown	Grubbs	de la Puente	Evans	Strief	J. Graham	Hill (TE)	Brees	Thomas	Collins
11/21	@ Atl	Colston	Brown	Grubbs	de la Puente	Lelito	Strief	J. Graham	Stills	Brees	Ingram	Collins
12/2	@ Sea	Colston	Brown	Grubbs	de la Puente	Evans	Strief	Moore (WR)	Stills	Brees	Thomas	Collins
12/8	CAR	Colston	Brown	Grubbs	de la Puente	Evans	Strief	Watson	Stills	Brees	Thomas	Moore (WR)
12/15	@ StL	Colston	Brown	Grubbs	de la Puente	Evans	Strief	J. Graham	Stills	Brees	Ingram	Collins
12/22	@ Car	Colston	Armstead	Grubbs	de la Puente	Evans	Strief	J. Graham	Stills	Brees	Thomas	Moore (WR)
12/29	TB	Meachem	Armstead	Grubbs	de la Puente	Evans	Strief	J. Graham	Watson (TE)	Brees	Thomas	Collins
Postseason												
1/4	@ Phi	Colston	Armstead	Grubbs	de la Puente	Evans	Strief	J. Graham	Stills	Brees	Ingram	Watson (TE)
1/11	@ Sea	Meachem	Armstead	Grubbs	de la Puente	Evans	Strief	Watson	Stills	Brees	K. Robinson	Collins

DEFENSE

Date	Opp.	LDE	NT	RDE	OLB	ILB	ILB	OLB	LCB	RCB	S	S
9/8	ATL	Hicks	Bunkley	Jordan	Vaccaro (NB)	Hawthorne	Lofton	Haralson	Greer	Lewis	Harper	M. Jenkins
9/15	@TB	Hicks	J. Jenkins	Jordan	Galette	Hawthorne	Lofton	Hawthorne	Greer	Lewis	Harper	M. Jenkins
9/22	ARZ	Hicks	J. Jenkins	Jordan	Galette	Hawthorne	Lofton	Haralson	Greer	Lewis	Vaccaro	M. Jenkins
9/30	MIA	Hicks	J. Jenkins	Jordan	Galette	Hawthorne	Lofton	Bush (NB)	Greer	Lewis	Vaccaro	M. Jenkins
10/6	@Chi	Hicks	J. Jenkins	Jordan	Galette	Hawthorne	Lofton	Bush (NB)	Greer	Lewis	Vaccaro	M. Jenkins
10/13	@NE	Hicks	Bush (DB)	Jordan	Galette	Hawthorne	Lofton	Humber	Greer	Lewis	Vaccaro	M. Jenkins
10/27	BUF	Hicks	Bunkley	Jordan	Galette	Hawthorne	Lofton	Haralson	Greer	Lewis	Vaccaro	M. Jenkins
11/3	@ NYJ	Hicks	Bunkley	Jordan	Galette	Hawthorne	Lofton	Haralson	Greer	Lewis	Vaccaro	Bush
11/10	DAL	Hicks	Bunkley	Jordan	Galette	Humber	Lofton	Herring	Greer	Lewis	Vaccaro	Bush
11/17	SF	Hicks	Bunkley	Jordan	Galette	Hawthorne	Lofton	Haralson	Greer	Lewis	Humber (ILB)	M. Jenkins
11/21	@ Atl	Hicks	Bunkley	Jordan	Galette	Hawthorne	Lofton	Harper (S)	White	Lewis	Vaccaro	M. Jenkins
12/2	@ Sea	Hicks	Bunkley	Jordan	Galette	Hawthorne	Lofton	Harper (S)	White	Lewis	Vaccaro	M. Jenkins
12/8	CAR	Hicks	J. Jenkins	Jordan	Galette	Hawthorne	Lofton	Haralson	White	Lewis	Vaccaro	M. Jenkins
12/15	@ StL	Hicks	Bunkley	Jordan	Galette	Hawthorne	Lofton	Haralson	White	Lewis	Vaccaro	M. Jenkins
12/22	@ Car	Hicks	Bunkley	Jordan	Galette	Hawthorne	Lofton	Haralson	White	Lewis	Vaccaro	M. Jenkins
12/29	TB	Hicks	Bunkley	Jordan	Galette	Hawthorne	Lofton	Bush (S)	White	Lewis	Harper	M. Jenkins
Postseason												
1/4	@ Phi	Hicks	Bunkley	Jordan	Galette	Hawthorne	Lofton	Bush (S)	White	Lewis	Harper	M. Jenkins
1/11	@ Sea	Hicks	Bunkley	Jordan	Galette	Hawthorne	Lofton	Humber	White	Lewis	Harper	M. Jenkins

2013 TEAM SUPERLATIVES

SAINTS

CATEGORY	HIGH		LOW	
POINTS	49	11/10 vs. DAL	7	12/2 @ SEA
TOTAL FIRST DOWNS	40	11/10 vs. DAL	12	12/2 @ SEA
RUSHING FIRST DOWNS	15	11/10 vs. DAL	1	9/8 vs. ATL
PASSING FIRST DOWNS	24	12/15 @ StL	7	12/2 @ SEA
PENALTY FIRST DOWNS	5	11/10 vs. DAL	0	4 times, last 12/29 vs. TB
3RD DOWN CONVERSIONS	75%	11/10 vs. DAL	27%	11/3 @ NYJ
4TH DOWN CONVERSIONS	100%	4 times, last 12/15 @ StL	0%	10 times, last 12/22 @ CAR
TOTAL NET YARDS	625	11/10 vs. DAL	188	12/2 @ SEA
TOTAL PLAYS	81	12/22 @ CAR	56	12/2 @ SEA
NET RUSHING YARDS	242	11/10 vs. DAL	41	11/3 @ NYJ
RUSHING ATTEMPTS	38	11/10 vs. DAL	13	11/3 @ NYJ
NET PASSING YARDS	397	9/30 vs. MIA	144	12/2 @ SEA
PASS ATTEMPTS	56	12/15 @ StL	31	12/29 vs. TB
PASS COMPLETIONS	39	12/15 @ StL	17	10/13 @ NE
INTERCEPTIONS	2	4 times, last 12/22 @ CAR	0	7 times, last 12/29 vs. TB
TIMES SACKED	6	12/22 @ CAR	1	7 times, last 12/29 vs. TB
PUNTS	7	12/22 @ CAR	1	11/10 vs. DAL
PENALTIES	9	11/3 @ NYJ, 12/29 vs. TB	2	10/6 @ CHI
PENALTY YARDS	94	12/29 vs. TB	10	10/6 @ CHI
FUMBLES	3	11/17 vs. SF	0	6 times, last 12/29 vs. TB
FUMBLES LOST	2	11/17 vs. SF	0	10 times, last 12/29 vs. TB
TOUCHDOWNS	7	11/10 vs. DAL	1	3 times, last 12/22 @ CAR
RUSHING	3	11/10 vs. DAL	0	9 times, last 12/22 @ CAR
PASSING	5	10/27 vs. BUF	1	5 times, last 12/22 @ CAR
RETURNS	0	16 times, last 12/29 vs. TB	0	16 times, last 12/29 vs. TB
TIME OF POSSESSION	39:32	11/10 vs. DAL	26:14	11/21 @ ATL

OPPONENTS

CATEGORY	HIGH		LOW	
POINTS	34	12/2 @ SEA	7	9/22 vs. ARZ
TOTAL FIRST DOWNS	26	10/13 @ NE	9	11/10 vs. DAL
RUSHING FIRST DOWNS	8	10/13 @ NE, 11/3 @ NYJ	2	12/22 @ CAR
PASSING FIRST DOWNS	16	10/6 @ CHI	4	11/10 vs. DAL
PENALTY FIRST DOWNS	4	12/15 @ StL	0	3 times, last 12/8 vs. CAR
3RD DOWN CONVERSIONS	50%	3 times, last 12/15 @ StL	0%	11/10 vs. DAL, 12/22 @ CAR
4TH DOWN CONVERSIONS	100%	12/8 vs. CAR	0%	8 times, last 12/12 @ CAR
TOTAL NET YARDS	434	10/6 @ CHI	193	11/10 vs. DAL
TOTAL PLAYS	83	10/13 @ NE	43	11/10 vs. DAL
NET RUSHING YARDS	198	11/3 @ NYJ	81	11/17 vs. SF, 12/22 @ CAR
RUSHING ATTEMPTS	38	12/2 @ SEA	14	9/8 vs. ATL
NET PASSING YARDS	340	10/6 @ CHI	104	11/10 vs. DAL
PASS ATTEMPTS	43	10/13 @ NE	20	11/3 @ NYJ, 12/15 @ StL
PASS COMPLETIONS	30	11/21 @ ATL	9	9/15 @ TB, 11/3 @ NYJ
INTERCEPTIONS	3	9/30 vs. MIA	0	7 times, last 12/15 @ StL
TIMES SACKED	5	3 times, last 12/8 vs. CAR	0	12/15 @ StL
PUNTS	8	3 times, last 12/22 @ CAR	3	3 times, last 12/2 @ SEA
PENALTIES	11	11/10 vs. DAL	2	9/8 vs. ATL
PENALTY YARDS	118	9/15 @ TB	18	9/22 vs. ARZ
FUMBLES	4	10/27 vs. BUF	0	6 times, last 12/22 @ CAR
FUMBLES LOST	2	10/27 vs. BUF	0	9 times, last 12/22 @ CAR
TOUCHDOWNS	4	12/2 @ SEA	1	3 times, last 12/8 vs. CAR
RUSHING	2	10/13 @ NE, 11/3 @ NYJ	0	7 times, last 12/29 vs. TB
PASSING	3	12/2 @ SEA	0	11/3 @ NYJ, 11/21 @ ATL
RETURNS	1	9/15 @ TB, 12/2 @ SEA	0	14 times, last 12/29 vs. TB
TIME OF POSSESSION	33:46	11/21 @ ATL	20:28	11/10 vs. DAL

2013 INDIVIDUAL SUPERLATIVES

SAINTS

PASS ATTEMPTS	56	Drew Brees	12/15 @ StL
PASS COMPLETIONS	39	Drew Brees	12/15 @ StL
GROSS PASSING YARDS	413	Drew Brees	9/30 vs. MIA
COMPLETION PERCENTAGE	82.9%	Drew Brees	10/6 @ CHI
TOUCHDOWN PASSES	5	Drew Brees	10/27 vs. BUF
PASSES HAD INTERCEPTED	2	4 times, Drew Brees	last 12/22 @ CAR
RUSHING ATTEMPTS	19	Pierre Thomas	10/6 @ CHI
YARDS RUSHING	145	Mark Ingram	11/10 vs. DAL
RUSHING TOUCHDOWNS	1	6 players, last Drew Brees	12/29 vs. TB
LONGEST RUN FROM SCRIMMAGE	38	Darren Sproles	12/8 vs. CAR
RECEPTIONS	10	2 times, Jimmy Graham	last 10/6 @ CHI
RECEIVING YARDS	179	Jimmy Graham	9/15 @ TB
RECEIVING TOUCHDOWNS	2	8 times, last Jimmy Graham	12/8 vs. CAR
LONGEST PASS RECEPTION	76t	Kenny Stills	12/29 vs. TB
TOTAL YARDS FROM SCRIMMAGE	179	Jimmy Graham	9/15 @ TB
FIELD GOALS	4	Garrett Hartley	10/6 @ CHI
LONGEST FIELD GOAL ATTEMPT	55	Garrett Hartley	11/3 @ NYJ
LONGEST FIELD GOAL MADE	55	Garrett Hartley	11/3 @ NYJ
PUNTS	7	Thomas Morstead	12/22 @ CAR
LONGEST PUNT	61	Thomas Morstead	9/8 vs. ATL
LONGEST PUNT RETURN	28	Darren Sproles	9/22 vs. ARZ
LONGEST KICKOFF RETURN	82	Travaris Cadet	11/17 vs. SF
TACKLES	16	Curtis Lofton	11/3 @ NYJ
SACKS	3	Junior Galette	12/8 vs. CAR
INTERCEPTIONS	1	12 times, last Keenan Lewis	12/29 vs. TB
LONGEST INTERCEPTION RETURN	43	Corey White	11/17 vs. SF
LONGEST FUMBLE RETURN	19	Roman Harper	9/8 vs. ATL

OPPONENTS

PASS ATTEMPTS	43	Tom Brady	10/13 @ NE
PASS COMPLETIONS	30	Matt Ryan	11/21 @ ATL
GROSS PASSING YARDS	358	Jay Cutler	10/6 @ CHI
COMPLETION PERCENTAGE	76.9%	Matt Ryan	11/21 @ ATL
TOUCHDOWN PASSES	3	Russell Wilson	12/2 @ SEA
PASSES HAD INTERCEPTED	3	Ryan Tannehill	9/30 vs. MIA
RUSHING ATTEMPTS	29	Doug Martin	9/15 @ TB
YARDS RUSHING	144	Doug Martin	9/15 @ TB
RUSHING TOUCHDOWNS	2	Stevan Ridley	10/13 @ NE
LONGEST RUN FROM SCRIMMAGE	52	Chris Ivory	11/3 @ NYJ
RECEPTIONS	10	Alshon Jeffrey	10/6 @ CHI
RECEIVING YARDS	218	Alshon Jeffrey	10/6 @ CHI
RECEIVING TOUCHDOWNS	1	20 times, last Tim Wright	12/29 vs. TB
LONGEST PASS RECEPTION	60	Zach Miller	12/2 @ SEA
TOTAL YARDS FROM SCRIMMAGE	218	Alshon Jeffrey	10/6 @ CHI
FIELD GOALS	4	Nick Folk	11/3 @ NYJ
LONGEST FIELD GOAL ATTEMPT	55	Phil Dawson	11/17 vs. SF
LONGEST FIELD GOAL MADE	55	Phil Dawson	11/17 vs. SF
PUNTS	8	3 times, last Brad Nortman	12/22 @ CAR
LONGEST PUNT	60	2 times, last Brad Nortman	12/22 @ CAR
LONGEST PUNT RETURN	32	Ted Ginn Jr.	12/8 vs. CAR
LONGEST KICKOFF RETURN	46	Javier Arenas	9/22 vs. ARZ
TACKLES	24	Luke Kuechly	12/22 @ CAR
SACKS	3	Darnell Dockett, Greg Hardy	9/22, 12/22
INTERCEPTIONS	1	12 times, last Luke Kuechly	12/22 @ CAR
LONGEST INTERCEPTION RETURN	85t	Mason Foster	9/15 @ TB
LONGEST FUMBLE RETURN	22t	Michael Bennett	12/2 @ SEA

2013 INDIVIDUAL STATISTICS

PASSING

#9 QB Drew Brees

				PASSING							RUSHING				
Date	Opp.	GP	ST	ATT	CMP	YDS	TD	INT	LG	RATING	ATT	YDS	AVG	LG	TD
9/8	ATL	X	X	35	26	357	2	1	67	113.6	3	2	0.7	4	0
9/15	@TB	X	X	46	26	322	1	2	56t	67.5	0	0	0.0	0	0
9/22	ARZ	X	X	46	29	342	3	1	29	98.3	6	21	3.5	13	1
9/30	MIA	X	X	39	30	413	4	0	48	144.5	4	2	0.5	5	0
10/6	@CHI	X	X	35	29	288	2	0	38	120.0	1	-2	-2.0	-2	0
10/13	@NE	X	X	36	17	236	2	1	34t	75.7	2	11	5.5	16	0
10/27	BUF	X	X	34	26	332	5	0	69t	146.1	4	-1	-0.3	2	0
11/3	@NYJ	X	X	51	30	382	2	2	60	79.0	1	-1	-1.0	-1	0
11/10	DAL	X	X	41	34	392	4	0	52t	139.0	0	0	0.0	0	0
11/17	SF	X	X	43	30	305	1	1	44	87.8	1	-1	-1.0	-1	0
11/21	@ATL	X	X	33	23	278	2	0	44t	115.5	4	-6	-1.5	8	0
12/2	@SEA	X	X	38	23	147	1	0	20	77.4	1	-1	-1.0	-1	0
12/8	CAR	X	X	42	30	313	4	0	22	124.4	3	3	1.0	4	0
12/15	@StL	X	X	56	39	393	1	2	30	80.4	2	8	4.0	7	1
12/22	@CAR	X	X	44	30	281	1	2	46	74.1	1	9	9.0	9	0
12/29	TB	X	X	31	24	381	4	0	76t	157.4	2	8	4.0	9t	1
2013 Season		**16**	**16**	**650**	**446**	**5,162**	**39**	**12**	**76t**	**104.7**	**35**	**52**	**1.5**	**16**	**3**

#7 QB Luke McCown

				PASSING							RUSHING				
Date	Opp.	GP	ST	ATT	CMP	YDS	TD	INT	LG	RATING	ATT	YDS	AVG	LG	TD
9/8	ATL	X		0	0	0	0	0	--	--	0	0	0.0	--	0
9/15	@TB	X		0	0	0	0	0	--	--	0	0	0.0	--	0
9/22	ARZ	X		0	0	0	0	0	--	--	0	0	0.0	--	0
9/30	MIA	X		0	0	0	0	0	--	--	0	0	0.0	--	0
10/6	@CHI	X		0	0	0	0	0	--	--	0	0	0.0	--	0
10/13	@NE	X		0	0	0	0	0	--	--	0	0	0.0	--	0
10/27	BUF	X		0	0	0	0	0	--	--	0	0	0.0	--	0
11/3	@NYJ	X		0	0	0	0	0	--	--	0	0	0.0	--	0
11/10	DAL	X		0	0	0	0	0	--	--	2	-2	-1.0	-1	0
11/17	SF	X		0	0	0	0	0	--	--	0	0	0.0	--	0
11/21	@ATL	X		0	0	0	0	0	--	--	0	0	0.0	--	0
12/2	@SEA	X		0	0	0	0	0	--	--	0	0	0.0	--	0
12/8	CAR	X		0	0	0	0	0	--	--	0	0	0.0	--	0
12/15	@StL	X		0	0	0	0	0	--	--	0	0	0.0	--	0
12/22	@CAR	X		1	0	0	0	0	--	39.6	0	0	0.0	--	0
12/29	TB	X		0	0	0	0	0	--	--	1	-2	-2.0	-2	0
2013 Season		**16**	**0**	**1**	**0**	**0**	**0**	**0**	**--**	**39.6**	**3**	**-4**	**-1.3**	**-1**	**0**

RUSHING

		#45 FB Jed Collins							# 89 TE Josh Hill						
Date	Opp.	GP	ST	ATT	YDS	AVG	LG	TD	GP	ST	ATT	YDS	AVG	LG	TD
9/8	ATL	X	X	0	0	0.0	0	0	X		0	0	0.0	0	0
9/15	@TB	X		0	0	0.0	0	0	X		0	0	0.0	0	0
9/22	ARZ	X		0	0	0.0	0	0	X		0	0	0.0	0	0
9/30	MIA	X	X	0	0	0.0	0	0	X		0	0	0.0	0	0
10/6	@CHI	X		3	11	3.7	5	0	X		0	0	0.0	0	0
10/13	@NE	X		1	1	1.0	1	0	X		0	0	0.0	0	0
10/27	BUF	X	X	0	0	0.0	0	0	X		0	0	0.0	0	0
11/3	@NYJ	X		1	7	7.0	7	0	X	X	1	-8	-8.0	-8	0
11/10	DAL	X		0	0	0.0	0	0	X	X	0	0	0.0	0	0
11/17	SF	X	X	2	3	1.5	2	1	X	X	0	0	0.0	0	0
11/21	@ATL	X	X	1	0	0.0	0	0	X		0	0	0.0	0	0
12/2	@SEA	X	X	1	12	12.0	12	0	X		0	0	0.0	0	0
12/8	CAR	X		1	0	0.0	0	0	X		0	0	0.0	0	0
12/15	@StL	X	X	0	0	0.0	0	0				Inactive			
12/22	@CAR	X		3	8	2.7	3	0				Inactive			
12/29	TB	X	X	2	3	1.5	2	0	X		0	0	0.0	0	0
2013 Season		**16**	**8**	**15**	**45**	**3.0**	**12**	**1**	**14**	**3**	**1**	**-8**	**-8.0**	**-8**	**0**

2013 INDIVIDUAL STATISTICS

RUSHING

#22 RB Mark Ingram

Date	Opp.	GP	ST	ATT	YDS	AVG	LG	TD
9/8	ATL	X	X	9	11	1.2	7	0
9/15	@TB	X		8	20	2.5	8	0
9/22	ARZ	Inactive (toe)						
9/30	MIA	Inactive (toe)						
10/6	@CHI	Inactive (toe)						
10/13	@NE	Inactive (toe)						
10/27	BUF	Inactive (toe)						
11/3	@NYJ	X		4	19	4.8	13	0
11/10	DAL	X		14	145	10.4	34	1
11/17	SF	X		6	25	4.2	15	0
11/21	@ATL	X	X	9	32	3.6	10	0
12/2	@SEA	X		8	22	2.8	8	0
12/8	CAR	X		3	4	1.3	3	0
12/15	@StL	X	X	1	5	5.0	5	0
12/22	@CAR	X		13	83	6.4	34	0
12/29	TB	X		3	20	6.7	15	0
2013 Season		**11**	**3**	**78**	**386**	**4.9**	**34**	**1**

#17 WR Robert Meachem

Date	Opp.	GP	ST	ATT	YDS	AVG	LG	TD
9/8	ATL	Inactive						
9/15	@TB	X		0	0	0.0	0	0
9/22	ARZ	X		0	0	0.0	0	0
9/30	MIA	X	X	0	0	0.0	0	0
10/6	@CHI	X	X	0	0	0.0	0	0
10/13	@NE	X		0	0	0.0	0	0
10/27	BUF	X		0	0	0.0	0	0
11/3	@NYJ	X	X	0	0	0.0	0	0
11/10	DAL	X		0	0	0.0	0	0
11/17	SF	X	X	0	0	0.0	0	0
11/21	@ATL	X		0	0	0.0	0	0
12/2	@SEA	X		0	0	0.0	0	0
12/8	CAR	X		1	4	4.0	4	0
12/15	@StL	X		0	0	0.0	0	0
12/22	@CAR	X		1	-5	-5.0	-5	0
12/29	TB	X	X	0	0	0.0	0	0
2013 Season		**15**	**5**	**2**	**-1**	**-0.5**	**4**	**0**

#29 RB Khiry Robinson

Date	Opp.	GP	ST	ATT	YDS	AVG	LG	TD
9/8	ATL	Inactive						
9/15	@TB	Inactive						
9/22	ARZ	X		4	38	9.5	21	0
9/30	MIA	X		12	37	3.1	11	0
10/6	@CHI	X		3	9	3.0	8	0
10/13	@NE	X		7	53	7.6	20	1
10/27	BUF	X		7	9	1.3	4	0
11/3	@NYJ	Inactive						
11/10	DAL	Inactive						
11/17	SF	Inactive						
11/21	@ATL	X		1	4	4.0	4	0
12/2	@SEA	Inactive						
12/8	CAR	X		1	6	6.0	6	0
12/15	@StL	X		1	0	0.0	0	0
12/22	@CAR	X		6	18	3.0	7	0
12/29	TB	X		12	50	4.2	25	0
2013 Season		**10**	**0**	**54**	**224**	**4.1**	**25**	**1**

#43 RB Darren Sproles

Date	Opp.	GP	ST	ATT	YDS	AVG	LG	TD
9/8	ATL	X		8	22	2.8	5	0
9/15	@TB	X	X	7	26	3.7	6	0
9/22	ARZ	X	X	3	17	5.7	15	0
9/30	MIA	X		4	28	7.0	18	1
10/6	@CHI	X		3	10	3.3	5	0
10/13	@NE	X	X	5	15	3.0	6	0
10/27	BUF	X		0	0	0.0	0	0
11/3	@NYJ	X	X	0	0	0.0	0	0
11/10	DAL	X		5	12	2.4	5	1
11/17	SF	X		3	16	5.3	7	0
11/21	@ATL	Inactive (knee/ankle)						
12/2	@SEA	X		3	11	3.7	7	0
12/8	CAR	X		1	38	38.0	38	0
12/15	@StL	X		7	24	3.4	11	0
12/22	@CAR	X		1	2	2.0	2	0
12/29	TB	X		3	-1	-0.3	5	0
2013 Season		**15**	**4**	**53**	**220**	**4.2**	**38**	**2**

#84 WR Kenny Stills

Date	Opp.	GP	ST	ATT	YDS	AVG	LG	TD
9/8	ATL	X		0	0	0.0	0	0
9/15	@TB	X	X	0	0	0.0	0	0
9/22	ARZ	X	X	0	0	0.0	0	0
9/30	MIA	X		0	0	0.0	0	0
10/6	@CHI	X		0	0	0.0	0	0
10/13	@NE	X	X	0	0	0.0	0	0
10/27	BUF	X	X	1	4	4.0	4	0
11/3	@NYJ	X		0	0	0.0	0	0
11/10	DAL	X	X	0	0	0.0	0	0
11/17	SF	X		0	0	0.0	0	0
11/21	@ATL	X	X	0	0	0.0	0	0
12/2	@SEA	X	X	0	0	0.0	0	0
12/8	CAR	X	X	0	0	0.0	0	0
12/15	@StL	X	X	1	3	3.0	3	0
12/22	@CAR	X	X	1	3	3.0	3	0
12/29	TB	X		0	0	0.0	0	0
2013 Season		**16**	**10**	**3**	**10**	**3.3**	**4**	**0**

#23 RB Pierre Thomas

Date	Opp.	GP	ST	ATT	YDS	AVG	LG	TD
9/8	ATL	X		9	43	4.8	11	0
9/15	@TB	X		5	29	5.8	11	0
9/22	ARZ	X		11	28	2.5	11	0
9/30	MIA	X	X	4	1	0.3	3	0
10/6	@CHI	X	X	19	36	1.9	9	0
10/13	@NE	X		11	51	4.6	13	0
10/27	BUF	X	X	14	65	4.6	13	0
11/3	@NYJ	X		6	24	4.0	9	0
11/10	DAL	X	X	17	87	5.1	10	1
11/17	SF	X	X	11	49	4.5	10	0
11/21	@ATL	X		10	73	7.3	18	0
12/2	@SEA	X	X	4	0	0.0	4	0
12/8	CAR	X	X	7	14	2.0	5	0
12/15	@StL	X		8	21	2.6	8	0
12/22	@CAR	X	X	4	8	2.0	4	0
12/29	TB	X	X	7	20	2.9	8t	1
2013 Season		**16**	**9**	**147**	**549**	**3.7**	**18**	**2**

RECEIVING

		#39 RB Travaris Cadet							#45 FB Jed Collins							#12 WR Marques Colston						
Date	Opp.	GP	ST	REC	YDS	AVG	LG	TD	GP	ST	REC	YDS	AVG	LG	TD	GP	ST	REC	YDS	AVG	LG	TD
9/8	ATL	X		0	0	0.0	0	0	X	X	0	0	0.0	0	0	X		5	68	13.6	25t	1
9/15	@TB	X		0	0	0.0	0	0	X		0	0	0.0	0	0	X	X	4	63	15.8	31	0
9/22	ARZ	X		0	0	0.0	0	0	X		1	5	5.0	5	0	X	X	5	71	14.2	24	0
9/30	MIA	X		0	0	0.0	0	0	X	X	1	6	6.0	6	0	X		7	96	13.7	21	0
10/6	@CHI	X		0	0	0.0	0	0	X		4	17	4.3	8	0	X	X	2	15	7.5	9	0
10/13	@NE	X		1	3	3.0	3t	1	X		1	3	3.0	3	0	X	X	1	11	11.0	11	0
10/27	BUF	Inactive							X	X	1	8	8.0	8	0	X	X	3	18	6.0	6	0
11/3	@NYJ	X		0	0	0.0	0	0	X		0	0	0.0	0	0	Inactive (knee)						
11/10	DAL	X		0	0	0.0	0	0	X		0	0	0.0	0	0	X	X	7	107	15.3	22t	1
11/17	SF	X		0	0	0.0	0	0	X	X	1	3	3.0	3	0	X		5	80	16.0	26	0
11/21	@ATL	X		0	0	0.0	0	0	X	X	0	0	0.0	0	0	X	X	4	40	10.0	14	
12/2	@SEA	X		1	2	2.0	2	0	X	X	1	3	3.0	3	0	X	X	4	27	6.8	14	0
12/8	CAR	X		0	0	0.0	0	0	X		1	4	4.0	4	0	X	X	9	125	13.9	21	2
12/15	@StL	X		0	0	0.0	0	0	X	X	0	0	0.0	0	0	X	X	8	92	11.5	23	1
12/22	@CAR	Inactive							X		2	3	1.5	5	0	X	X	5	63	12.6	35	0
12/29	TB	Inactive							X	X	1	2	2.0	2	0	X		6	67	11.2	24	0
2013 Season		**13**	**0**	**2**	**5**	**2.5**	**3t**	**1**	**16**	**8**	**14**	**54**	**3.9**	**8**	**0**	**15**	**11**	**75**	**943**	**12.6**	**35**	**5**

		#80 TE Jimmy Graham							#89 TE Josh Hill							#22 RB Mark Ingram						
Date	Opp.	GP	ST	REC	YDS	AVG	LG	TD	GP	ST	REC	YDS	AVG	LG	TD	GP	ST	REC	YDS	AVG	LG	TD
9/8	ATL	X	X	4	45	11.3	21	1	X		0	0	0.0	0	0	X	X	0	0	0.0	0	0
9/15	@TB	X	X	10	179	17.9	56t	1	X		0	0	0.0		0	X		0	0	0.0	0	0
9/22	ARZ	X	X	9	134	14.9	29	2	X		0	0	0.0	0	0	Inactive (toe)						
9/30	MIA	X	X	4	100	25.0	43t	2	X		0	0	0.0	0	0	Inactive (toe)						
10/6	@CHI	X	X	10	135	13.5	38	0	X		0	0	0.0	0	0	Inactive (toe)						
10/13	@NE	X	X	0	0	0.0	0	0	X		0	0	0.0	0	0	Inactive (toe)						
10/27	BUF	X		3	37	12.3	15t	2	X		2	17	8.5	9	0	Inactive (toe)						
11/3	@NYJ	X	X	9	116	12.9	51t	2	X	X	0	0	0.0	0	0	X		0	0	0.0	0	0
11/10	DAL	X		5	59	11.8	26	0	X	X	0	0	0.0	0	0	X		2	15	7.5	9	0
11/17	SF	X	X	6	41	6.8	13	0	X	X	1	3	3.0	3t	1	X		1	4	4.0	4	0
11/21	@ATL	X	X	5	100	20.0	44t	1	X		2	16	8.0	9	0	X	X	0	0	0.0	0	0
12/2	@SEA	X		3	42	14.0	20	1	X		0	0	0.0	0	0	X		0	0	0.0	0	0
12/8	CAR	X		6	5	9.7	22	2	X		0	0	0.0	0	0	X		0	0	0.0	0	0
12/15	@StL	X	X	2	25	12.5	13	0	Inactive (hamstring)							X	X	2	39	19.5	23	0
12/22	@CAR	X	X	5	73	14.6	46	1	Inactive (hamstring)							X		1	7	7.0	7	0
12/29	TB	X	X	5	71	14.2	33	1	X		1	8	8.0	8	0	X		1	3	3.0	3	0
2013 Season		**16**	**12**	**86**	**1,215**	**14.1**	**56t**	**16**	**14**	**3**	**6**	**44**	**7.3**	**9**	**1**	**11**	**3**	**7**	**68**	**9.7**	**23**	**0**

		#17 WR Robert Meachem							#16 WR Lance Moore							#43 RB Darren Sproles						
Date	Opp.	GP	ST	REC	YDS	AVG	LG	TD	GP	ST	REC	YDS	AVG	LG	TD	GP	ST	REC	YDS	AVG	LG	TD
9/8	ATL	Inactive							X	X	2	23	11.5	16	0	X		6	88	14.7	32	0
9/15	@TB	X		0	0	0.0	0	0	X	X	1	15	15.0	15	0	X	X	6	36	6.0	8	0
9/22	ARZ	X		2	34	17.0	27t	1	X		1	6	6.0	6	0	X	X	4	39	9.8	13	0
9/30	MIA	X	X	0	0	0.0	0	0	Inactive (hand)							X		7	114	16.3	48	1
10/6	@CHI	X	X	0	0	0.0	0	0	Inactive (hand)							X		3	31	10.3	19	0
10/13	@NE	X		0	0	0.0	0	0	Inactive (hand)							X	X	6	58	9.7	19	0
10/27	BUF	X		1	15	15.0	15	0	X		3	34	11.3	15t	1	X		4	0	0.0	7	0
11/3	@NYJ	X	X	4	93	23.3	60	0	X		6	70	11.7	25	0	X	X	1	2	2.0	2	0
11/10	DAL	X		1	17	17.0	17	0	X		1	14	14.0	14	0	X		7	76	10.9	28t	1
11/17	SF	X	X	2	78	39.0	44	0	X		3	23	7.7	16	0	X		4	19	4.8	8	0
11/21	@ATL	X		1	18	18.0	18	0	X		2	22	11.0	17	0	Inactive (knee/ankle)						
12/2	@SEA	X		1	7	7.0	7	0	X	X	2	12	6.0	7	0	X		7	32	4.6	10	0
12/8	CAR	X		1	7	7.0	7	0	X	X	3	40	13.3	21	0	X		3	23	7.7	20	2
12/15	@StL	X		0	0	0.0	0	0	X		6	78	13.0	30	0	X		8	38	4.8	13	1
12/22	@CAR	X		2	14	7.0	9	0	X	X	3	47	15.7	21	0	X		3	18	6.0	8	0
12/29	TB	X	X	1	41	41.0	41t	1	X		4	73	18.3	44t	1	X		2	30	15.0	24	0
2013 Season		**15**	**5**	**16**	**324**	**20.3**	**60**	**2**	**13**	**5**	**37**	**457**	**12.4**	**44t**	**2**	**15**	**4**	**71**	**604**	**11.5**	**48**	**5**

2013 INDIVIDUAL STATISTICS

RECEIVING

		#84 WR Kenny Stills							#14 WR Andy Tanner							#23 RB Pierre Thomas						
Date	Opp.	GP	ST	REC	YDS	AVG	LG	TD	GP	ST	REC	YDS	AVG	LG	TD	GP	ST	REC	YDS	AVG	LG	TD
9/8	ATL	X		2	86	43.0	67	0	Inactive							X		4	16	4.0	8	0
9/15	@TB	X	X	1	10	10.0	10	0								X		4	19	4.8	8	0
9/22	ARZ	X	X	0	0	0.0	0	0								X		6	39	6.5	16	0
9/30	MIA	X		4	38	9.5	18	0								X	X	5	37	7.4	21	0
10/6	@CHI	X		0	0	0.0	0	0								X	X	9	55	6.1	25t	2
10/13	@NE	X	X	3	64	21.3	34t	1								X		1	29	29.0	29	0
10/27	BUF	X	X	3	129	43.0	69t	2								X	X	3	29	9.7	17	0
11/3	@NYJ	X		3	35	11.7	19	0								X		7	66	9.4	26	0
11/10	DAL	X	X	3	75	25.0	52t	1								X	X	7	24	3.4	8	1
11/17	SF	X		1	11	11.0	11	0								X	X	5	35	7.0	10	0
11/21	@ATL	X	X	2	22	11.0	16	0								X		5	57	11.4	18	0
12/2	@SEA	X	X	1	3	3.0	3	0								X	X	4	21	5.3	9	0
12/8	CAR	X	X	2	22	11.0	14	0								X	X	4	14	3.5	9	0
12/15	@StL	X	X	4	47	11.8	20	0								X		7	62	8.9	28	0
12/22	@CAR	X	X	2	23	11.5	19	0								X	X	5	7	1.4	13	0
12/29	TB	X		1	76	76.0	76t	1								X	X	1	3	3.0	3	0
2013 Season		**16**	**10**	**32**	**641**	**20.0**	**76t**	**5**	**0**	**0**	**0**	**0**	**0.0**	**0**	**0**	**16**	**9**	**77**	**513**	**6.7**	**29**	**3**

		#88 WR Nick Toon							#82 TE Benjamin Watson						
Date	Opp.	GP	ST	REC	YDS	AVG	LG	TD	GP	ST	REC	YDS	AVG	LG	TD
9/8	ATL	X		0	0	0.0	0	0	X	X	3	31	10.3	16	0
9/15	@TB	Inactive							X		0	0	0.0	0	0
9/22	ARZ	Inactive							X	X	1	14	14.0	14	0
9/30	MIA	X	X	1	18	18.0	18	0	X		1	4	4.0	4t	1
10/6	@CHI	X	X	1	35	35.0	35	0	X		0	0	0.0	0	0
10/13	@NE	X	X	1	7	7.0	7	0	X		3	61	20.3	32	0
10/27	BUF	X		0	0	0.0	0	0	X	X	3	45	15.0	17	0
11/3	@NYJ	X		0	0	0.0	0	0	X	X	0	0	0.0	0	0
11/10	DAL	X		0	0	0.0	0	0	X	X	1	5	5.0	5	0
11/17	SF	X		1	8	8.0	8	0	Inactive (concussion)						
11/21	@ATL	Inactive							X		1	1	1.0	1t	1
12/2	@SEA	Inactive							X		0	0	0.0	0	0
12/8	CAR	Inactive							X	X	1	20	20.0	20	0
12/15	@StL	Inactive							X		2	12	6.0	8	0
12/22	@CAR	Inactive							X		2	26	13.0	22	0
12/29	TB	Inactive							X	X	1	7	7.0	7	0
2013 Season		**8**	**3**	**4**	**68**	**17.0**	**35**	**0**	**15**	**7**	**19**	**226**	**11.9**	**32**	**2**

KICKOFF RETURNS

		#39 RB Travaris Cadet					#43 RB Darren Sproles					#23 RB Pierre Thomas				
Date	Opp.	NO	YDS	AVG	LG	TD	NO	YDS	AVG	LG	TD	NO	YDS	AVG	LG	TD
9/8	ATL	0	0	--	--	0	1	23	23.0	23	0	0	0	--	--	0
9/15	@TB	0	0	--	--	0	1	23	23.0	23	0	0	0	--	--	0
9/22	ARZ	0	0	--	--	0	0	0	--	--	0	0	0	--	--	0
9/30	MIA	0	0	--	--	0	2	36	18.0	24	0	0	0	--	--	0
10/6	@CHI	0	0	--	--	0	2	38	19.0	19	0	0	0	--	--	0
10/13	@NE	0	0	--	--	0	2	41	20.5	21	0	1	12	12.0	12	0
10/27	BUF	Inactive					2	51	25.5	32	0	0	0	--	--	0
11/3	@NYJ	3	61	20.3	22	0	0	0	--	--	0	0	0	--	--	0
11/10	DAL	0	0	--	--	0	0	0	--	--	0	0	0	--	--	0
11/17	SF	1	82	82.0	82	0	0	0	--	--	0	0	0	--	--	0
11/21	@ATL	1	20	20.0	20	0	Inactive (knee/ankle)					0	0	--	--	0
12/2	@SEA	3	54	18.0	25	0	0	0	--	--	0	0	0	--	--	0
12/8	CAR	1	22	22.0	22	0	0	0	--	--	0	0	0	--	--	0
12/15	@StL	0	0	--	--	0	0	0	--	--	0	0	0	--	--	0
12/22	@CAR	Inactive					1	21	21.0	21	0	0	0	--	--	0
12/29	TB	Inactive					1	22	22.0	22	0	0	0	--	--	0
2013 Season		**9**	**239**	**26.6**	**82**	**0**	**12**	**255**	**21.3**	**32**	**0**	**1**	**12**	**12.0**	**12**	**0**

PUNT RETURNS

		#39 RB Travaris Cadet					#16 WR Lance Moore					#43 RB Darren Sproles				
Date	Opp.	NO	YDS	AVG	LG	TD	NO	YDS	AVG	LG	TD	NO	YDS	AVG	LG	TD
9/8	ATL	0	0	--	--	0	0	0	--	--	0	4	7	1.8	5	0
9/15	@TB	0	0	--	--	0	0	0	--	--	0	1	-2	-2.0	-2	0
9/22	ARZ	0	0	--	--	0	0	0	--	--	0	3	53	17.7	28	0
9/30	MIA	0	0	--	--	0	Inactive (hand)					3	44	14.7	18	0
10/6	@CHI	0	0	--	--	0	Inactive (hand)					1	2	2.0	2	0
10/13	@NE	0	0	--	--	0	Inactive (hand)					3	20	6.7	9	0
10/27	BUF	Inactive					0	0	--	--	0	1	0	0.0	0	0
11/3	@NYJ	0	0	--	--	0	0	0	--	--	0	0	0	--	--	0
11/10	DAL	0	0	--	--	0	0	0	--	--	0	4	18	4.5	12	0
11/17	SF	0	0	--	--	0	2	0	0.0	0	0	1	5	5.0	5	0
11/21	@ATL	1	0	0.0	0	0	0	0	--	--	0	Inactive (knee/ankle)				
12/2	@SEA	0	0	--	--	0	0	0	--	--	0	1	0	0.0	0	0
12/8	CAR	0	0	--	--	0	0	0	--	--	0	2	17	8.5	17	0
12/15	@StL	0	0	--	--	0	0	0	--	--	0	0	0	--	--	0
12/22	@CAR	Inactive					0	0	--	--	0	4	30	7.5	11	0
12/29	TB	Inactive					0	0	--	--	0	1	0	0.0	0	0
2013 Season		**1**	**0**	**0.0**	**0**	**0**	**2**	**0**	**0.0**	**0**	**0**	**29**	**194**	**6.7**	**28**	**0**

DEFENSE

#42 S Isa Abdul-Quddus

Date	Opp.	GP	ST	SOLO	AST	TOT	SACK/YDS	INT/YDS	PD	FF	FR
9/8	ATL	Inactive (ankle)									
9/15	@TB	Inactive (ankle)									
9/22	ARZ	Inactive (ankle)									
9/30	MIA	X		1	0	1	0 0	0 0	0	0	0
10/6	@CHI	X		0	0	0	0 0	0 0	0	0	0
10/13	@NE	X		0	0	0	0 0	0 0	0	0	0
10/27	BUF	X		2	0	2	0 0	0 0	0	0	0
11/3	@NYJ	X		1	0	1	0 0	0 0	0	0	0
11/10	DAL	X		0	0	0	0 0	0 0	0	0	0
11/17	SF	X		0	0	0	0 0	0 0	0	0	0
11/21	@ATL	Inactive									
12/2	@SEA	X		0	0	0	0 0	0 0	0	0	0
12/8	CAR	X		0	0	0	0 0	0 0	0	0	0
12/15	@StL	X		1	0	1	0 0	0 0	1	0	0
12/22	@CAR	X		0	1	1	0 0	0 0	0	0	0
12/29	TB	Inactive									
2013 Season		**11**	**0**	**5**	**1**	**6**	**0 0**	**0 0**	**1**	**0**	**0**

#77 NT Brodrick Bunkley

Date	Opp.	GP	ST	SOLO	AST	TOT	SACK/YDS	INT/YDS	PD	FF	FR
9/8	ATL	X	X	1	0	1	0 0	0 0	0	0	0
9/15	@TB	Inactive (calf)									
9/22	ARZ	Inactive (calf)									
9/30	MIA	Inactive (calf)									
10/6	@CHI	Inactive (calf)									
10/13	@NE	X		0	0	0	0 0	0 0	0	0	0
10/27	BUF	X	X	2	1	3	0 0	0 0	0	0	0
11/3	@NYJ	X	X	1	3	4	0 0	0 0	0	0	0
11/10	DAL	X	X	2	1	3	0 0	0 0	0	0	0
11/17	SF	X	X	1	2	3	0 0	0 0	0	0	0
11/21	@ATL	X	X	0	2	2	0 0	0 0	0	0	0
12/2	@SEA	X	X	0	2	2	0 0	0 0	0	0	0
12/8	CAR	X		0	0	0	0 0	0 0	0	0	0
12/15	@StL	X	X	3	1	4	0 0	0 0	0	0	0
12/22	@CAR	X	X	1	1	2	0 0	0 0	0	0	0
12/29	TB	X	X	0	0	0	0 0	0 0	0	0	0
2013 Season		**12**	**10**	**11**	**13**	**24**	**0 0**	**0 0**	**0**	**0**	**0**

#25 S Rafael Bush

Date	Opp.	GP	ST	SOLO	AST	TOT	SACK/YDS	INT/YDS	PD	FF	FR
9/8	ATL	X		1	0	1	0 0	0 0	0	0	0
9/15	@TB	X		1	0	1	0 0	0 0	1	0	0
9/22	ARZ	X		0	3	3	0 0	0 0	0	0	0
9/30	MIA	X	X	4	1	5	0 0	0 0	1	0	1
10/6	@CHI	X	X	4	2	6	0 0	0 0	0	0	0
10/13	@NE	X	X	7	2	9	0 0	0 0	0	1	0
10/27	BUF	X		2	2	4	0 0	0 0	0	0	0
11/3	@NYJ	X	X	2	5	7	0 0	0 0	0	0	0
11/10	DAL	X	X	1	0	1	0 0	0 0	0	0	0
11/17	SF	X		2	0	2	0 0	0 0	1	0	0
11/21	@ATL	X		0	0	0	0 0	0 0	0	0	0
12/2	@SEA	X		2	1	3	0 0	0 0	0	0	0
12/8	CAR	Inactive (ankle)									
12/15	@StL	Inactive (ankle)									
12/22	@CAR	Inactive (ankle)									
12/29	TB	X	X	3	1	4	0 0	0 0	3	0	0
2013 Season		**13**	**6**	**29**	**17**	**46**	**0 0**	**0 0**	**6**	**1**	**1**

#31 CB Chris Carr

Date	Opp.	GP	ST	SOLO	AST	TOT	SACK/YDS	INT/YDS	PD	FF	FR
9/8	ATL										
9/15	@TB										
9/22	ARZ	X		0	0	0	0 0	0 0	0	0	0
9/30	MIA	X		2	0	2	0 0	1 0	1	0	0
10/6	@CHI	X		1	1	2	0 0	0 0	0	0	0
10/13	@NE	X		1	0	1	0 0	0 0	0	0	0
10/27	BUF	X		0	0	0	0 0	0 0	1	0	0
11/3	@NYJ	Waived									
11/10	DAL	X		2	0	2	0 0	0 0	0	0	0
11/17	SF	X		4	0	4	0 0	0 0	1	0	0
11/21	@ATL	X		1	0	1	0 0	0 0	0	0	0
12/2	@SEA	X		0	0	0	0 0	0 0	0	0	0
12/8	CAR	X		0	0	0	0 0	0 0	0	0	0
12/15	@StL	X		0	0	0	0 0	0 0	0	0	0
12/22	@CAR	Waived									
12/29	TB										
2013 Season		**11**	**0**	**11**	**1**	**12**	**0 0**	**1 0**	**3**	**0**	**0**

2013 INDIVIDUAL STATISTICS

DEFENSE

#55 OLB Keyunta Dawson

Date	Opp.	GP	ST	SOLO	AST	TOT	SACK/YDS		INT/YDS		PD	FF	FR
9/8	ATL												
9/15	@TB												
9/22	ARZ												
9/30	MIA												
10/6	@CHI												
10/13	@NE	X		0	1	1	0	0	0	0	0	0	0
10/27	BUF	X		1	0	1	0	0	0	0	0	0	0
11/3	@NYJ	X		0	0	0	0	0	0	0	0	0	0
11/10	DAL	X		1	0	1	0	0	0	0	0	0	0
11/17	SF	X		0	0	0	0	0	0	0	0	0	0
11/21	@ATL	X		0	1	1	0.5	3	0	0	0	1	0
12/2	@SEA	Inactive (calf)											
12/8	CAR	Inactive (calf)											
12/15	@StL	Inactive (calf)											
12/22	@CAR	Inactive (calf)											
12/29	TB	Inactive (calf)											
2013 Season		**6**	**0**	**2**	**2**	**4**	**0.5**	**3**	**0**	**0**	**0**	**1**	**0**

#97 DE Glenn Foster

Date	Opp.	GP	ST	SOLO	AST	TOT	SACK/YDS		INT/YDS		PD	FF	FR
9/8	ATL	Inactive (ankle)											
9/15	@TB	Inactive (ankle)											
9/22	ARZ	X		1	1	2	1	2	0	0	0	0	0
9/30	MIA	X		1	1	2	0	0	0	0	0	0	0
10/6	@CHI	X		0	0	0	0	0	0	0	0	0	0
10/13	@NE	X		1	1	2	0	0	0	0	0	0	0
10/27	BUF	X		1	0	1	1	1	0	0	0	0	0
11/3	@NYJ	X		0	0	0	0	0	0	0	0	0	0
11/10	DAL	X		1	0	1	1	6	0	0	1	0	0
11/17	SF	X		0	0	0	0	0	0	0	0	0	0
11/21	@ATL	X		0	0	0	0	0	0	0	0	0	0
12/2	@SEA	Inactive (knee)											
12/8	CAR	Inactive (knee)											
12/15	@StL	X		0	0	0	0	0	0	0	0	0	0
12/22	@CAR	X		0	0	0	0	0	0	0	0	0	0
12/29	TB	X		1	0	1	0	0	0	0	0	0	0
2013 Season		**12**	**0**	**6**	**3**	**9**	**3**	**9**	**0**	**0**	**1**	**0**	**0**

#37 S Eric Frampton

Date	Opp.	GP	ST	SOLO	AST	TOT	SACK/YDS		INT/YDS		PD	FF	FR
9/8	ATL												
9/15	@TB												
9/22	ARZ												
9/30	MIA												
10/6	@CHI												
10/13	@NE												
10/27	BUF												
11/3	@NYJ												
11/10	DAL												
11/17	SF												
11/21	@ATL												
12/2	@SEA												
12/8	CAR												
12/15	@StL												
12/22	@CAR	X		0	0	0	0	0	0	0	0	0	0
12/29	TB	X		0	1	1	0	0	0	0	0	0	0
2013 Season		**2**	**0**	**0**	**1**	**1**	**0**	**0**	**0**	**0**	**0**	**0**	**0**

#93 OLB Junior Galette

Date	Opp.	GP	ST	SOLO	AST	TOT	SACK/YDS		INT/YDS		PD	FF	FR
9/8	ATL	X		1	0	1	1	10	0	0	0	0	0
9/15	@TB	X	X	3	1	4	0	0	0	0	0	0	1
9/22	ARZ	X	X	2	2	4	1	10	0	0	1	0	0
9/30	MIA	X	X	2	2	4	1	12	0	0	1	0	0
10/6	@CHI	X	X	0	0	0	0	0	0	0	0	0	0
10/13	@NE	X	X	2	1	3	0	0	0	0	0	0	0
10/27	BUF	X	X	6	1	7	1	3	0	0	0	1	1
11/3	@NYJ	X	X	2	1	3	1	0	0	0	0	0	0
11/10	DAL	X	X	1	0	1	0	0	0	0	0	0	0
11/17	SF	X	X	1	1	2	1	9	0	0	0	0	0
11/21	@ATL	X	X	0	2	2	0	0	0	0	0	0	0
12/2	@SEA	X	X	2	3	5	0	0	0	0	0	0	0
12/8	CAR	X	X	4	2	6	3	30	0	0	0	0	0
12/15	@StL	X	X	1	1	2	0	0	0	0	1	0	0
12/22	@CAR	X	X	2	0	2	1	5	0	0	0	0	0
12/29	TB	X	X	3	1	4	2	4	0	0	0	0	0
2013 Season		**16**	**15**	**32**	**18**	**50**	**12**	**83**	**0**	**0**	**3**	**1**	**2**

#33 CB Jabari Greer

Date	Opp.	GP	ST	SOLO	AST	TOT	SACK/YDS		INT/YDS		PD	FF	FR
9/8	ATL	X	X	1	2	3	0	0	0	0	0	0	0
9/15	@TB	X	X	2	0	2	0	0	0	0	0	0	0
9/22	ARZ	X	X	5	1	6	0	0	0	0	0	0	0
9/30	MIA	X	X	5	1	6	0	0	1	22	1	0	0
10/6	@CHI	X	X	4	0	4	0	0	0	0	0	0	0
10/13	@NE	X	X	4	0	4	0	0	0	0	1	0	0
10/27	BUF	X	X	2	2	4	0	0	0	0	2	0	0
11/3	@NYJ	X	X	0	0	0	0	0	0	0	1	0	0
11/10	DAL	X	X	1	1	2	0	0	0	0	2	0	0
11/17	SF	X	X	0	0	0	0	0	0	0	1	0	0
11/21	@ATL	Injured Reserve											
12/2	@SEA												
12/8	CAR												
12/15	@StL												
12/22	@CAR												
12/29	TB												
2013 Season		**10**	**10**	**24**	**7**	**31**	**0**	**0**	**1**	**22**	**8**	**0**	**0**

#98 OLB Parys Haralson

Date	Opp.	GP	ST	SOLO	AST	TOT	SACK/YDS		INT/YDS		PD	FF	FR
9/8	ATL	X	X	1	3	4	1	7	0	0	0	0	0
9/15	@TB	X		0	1	1	0	0	0	0	0	0	0
9/22	ARZ	X	X	0	1	1	0	0	0	0	0	0	0
9/30	MIA	X		0	0	0	0	0	0	0	0	0	0
10/6	@CHI	X		1	1	2	0	0	0	0	0	0	0
10/13	@NE	X		1	0	1	0	0	0	0	0	0	0
10/27	BUF	X	X	2	2	4	0	0	0	0	1	0	0
11/3	@NYJ	X	X	3	1	4	0	0	0	0	0	0	0
11/10	DAL	X		1	0	1	1	8	0	0	0	0	0
11/17	SF	X	X	0	2	2	0	0	0	0	0	0	0
11/21	@ATL	X		1	1	2	0.5	3	0	0	0	0	0
12/2	@SEA	X		2	3	5	1	8	0	0	0	0	0
12/8	CAR	X	X	2	0	2	0	0	0	0	0	0	0
12/15	@StL	X	X	1	2	3	0	0	0	0	0	0	0
12/22	@CAR	X	X	0	0	0	0	0	0	0	0	0	0
12/29	TB	X		1	2	3	0	0	0	0	0	0	0
2013 Season		**16**	**8**	**16**	**19**	**35**	**3.5**	**26**	**0**	**0**	**1**	**0**	**0**

#41 S Roman Harper

Date	Opp.	GP	ST	SOLO	AST	TOT	SACK/YDS		INT/YDS		PD	FF	FR
9/8	ATL	X	X	3	1	4	0	0	1	0	1	0	1
9/15	@TB	X	X	4	0	4	0	0	0	0	0	0	0
9/22	ARZ	Inactive (knee)											
9/30	MIA	Inactive (knee)											
10/6	@CHI	Inactive (knee)											
10/13	@NE	Inactive (knee)											
10/27	BUF	Inactive (knee)											
11/3	@NYJ	Inactive (knee)											
11/10	DAL	Inactive (knee)											
11/17	SF	X		1	1	2	0	0	0	0	0	0	0
11/21	@ATL	X	X	8	6	14	0	0	0	0	0	0	0
12/2	@SEA	X	X	3	0	3	0	0	0	0	0	0	0
12/8	CAR	X		1	1	2	0	0	0	0	0	0	0
12/15	@StL	X		0	1	1	0	0	0	0	0	0	0
12/22	@CAR	X		3	0	3	0	0	0	0	0	0	0
12/29	TB	X	X	6	3	9	0	0	0	0	0	0	0
2013 Season		**9**	**5**	**29**	**13**	**42**	**0**	**0**	**1**	**0**	**1**	**0**	**1**

#57 ILB David Hawthorne

Date	Opp.	GP	ST	SOLO	AST	TOT	SACK/YDS		INT/YDS		PD	FF	FR
9/8	ATL	X	X	3	5	8	0	0	0	0	0	0	0
9/15	@TB	X	X	4	2	6	0	0	0	0	0	0	0
9/22	ARZ	X	X	3	2	5	0	0	0	0	0	0	0
9/30	MIA	X	X	2	6	8	0	0	0	0	0	0	0
10/6	@CHI	X	X	4	3	7	1	7	0	0	0	0	0
10/13	@NE	X	X	7	3	10	0	0	0	0	1	0	0
10/27	BUF	X	X	5	3	8	1	6	0	0	0	1	0
11/3	@NYJ	X	X	6	6	12	1	0	0	0	0	0	0
11/10	DAL	X		1	0	1	0	0	0	0	0	0	0
11/17	SF	X	X	7	1	8	0	0	0	0	0	0	0
11/21	@ATL	X	X	2	7	9	0	0	0	0	0	0	0
12/2	@SEA	X	X	5	5	10	0	0	0	0	0	0	0
12/8	CAR	X	X	4	5	9	0	0	0	0	0	0	0
12/15	@StL	X	X	6	8	14	0	0	0	0	0	0	0
12/22	@CAR	X	X	6	0	6	0	0	0	0	0	0	0
12/29	TB	X	X	3	4	7	0	0	0	0	0	0	0
2013 Season		**16**	**15**	**68**	**60**	**128**	**3**	**13**	**0**	**0**	**1**	**1**	**0**

DEFENSE

#54 ILB Will Herring

Date	Opp.	GP	ST	SOLO	AST	TOT	SACK/YDS		INT/YDS		PD	FF	FR
9/8	ATL	X		0	0	0	0	0	0	0	0	0	0
9/15	@TB	X		0	0	0	0	0	0	0	0	0	0
9/22	ARZ	X		0	0	0	0	0	0	0	0	0	0
9/30	MIA	X		2	0	2	0	0	1	6	1	0	0
10/6	@CHI	X		0	0	0	0	0	0	0	0	0	0
10/13	@NE	X		1	0	1	0	0	0	0	0	0	0
10/27	BUF	X		0	0	0	0	0	0	0	0	0	0
11/3	@NYJ	X		0	0	0	0	0	0	0	0	0	0
11/10	DAL	X	X	2	0	2	0	0	0	0	0	0	0
11/17	SF	X		0	0	0	0	0	0	0	0	0	0
11/21	@ATL	X		0	0	0	0	0	0	0	0	0	0
12/2	@SEA	X		1	0	1	0	0	0	0	0	0	0
12/8	CAR	X		0	0	0	0	0	0	0	0	0	0
12/15	@StL	X		0	0	0	0	0	0	0	0	0	0
12/22	@CAR	X		0	0	0	0	0	0	0	0	0	0
12/29	TB	X		0	0	0	0	0	0	0	0	0	0
2013 Season		**16**	**1**	**6**	**0**	**6**	**0**	**0**	**1**	**6**	**1**	**0**	**0**

#76 DE Akiem Hicks

Date	Opp.	GP	ST	SOLO	AST	TOT	SACK/YDS		INT/YDS		PD	FF	FR
9/8	ATL	X	X	3	3	6	1	8	0	0	0	0	0
9/15	@TB	X	X	2	1	3	0	0	0	0	0	0	0
9/22	ARZ	X	X	1	3	4	0	0	0	0	0	0	0
9/30	MIA	X	X	0	1	1	0	0	0	0	0	0	0
10/6	@CHI	X	X	1	0	1	0	0	0	0	0	0	0
10/13	@NE	X	X	3	4	7	0	0	0	0	0	0	0
10/27	BUF	X	X	6	2	8	0	0	0	0	0	0	0
11/3	@NYJ	X	X	2	5	7	0	0	0	0	0	0	0
11/10	DAL	X	X	1	2	3	0	0	0	0	0	0	0
11/17	SF	X	X	4	3	7	1	1	0	0	0	0	0
11/21	@ATL	X	X	3	5	8	1.5	11.5	0	0	0	0	0
12/2	@SEA	X	X	1	3	4	0	0	0	0	0	0	0
12/8	CAR	X	X	2	1	3	0	0	0	0	0	0	0
12/15	@StL	X	X	3	0	3	0	0	0	0	0	0	0
12/22	@CAR	X	X	2	3	5	1	7	0	0	0	0	0
12/29	TB	X	X	1	1	2	0	0	0	0	0	0	0
2013 Season		**16**	**16**	**35**	**37**	**72**	**4.5**	**27.5**	**0**	**0**	**0**	**0**	**0**

#53 ILB Ramon Humber

Date	Opp.	GP	ST	SOLO	AST	TOT	SACK/YDS		INT/YDS		PD	FF	FR
9/8	ATL	X		0	0	0	0	0	0	0	1	0	0
9/15	@TB	X		0	0	0	0	0	0	0	0	0	0
9/22	ARZ	X		0	0	0	0	0	0	0	0	0	0
9/30	MIA	X		2	0	2	0	0	0	0	0	0	0
10/6	@CHI	X		2	0	2	0	0	0	0	0	0	0
10/13	@NE	X	X	2	2	4	0.5	3.5	0	0	0	0	0
10/27	BUF	X		0	2	2	0	0	0	0	0	0	0
11/3	@NYJ	X		1	0	1	0	0	0	0	0	0	0
11/10	DAL	X	X	4	1	5	0	0	0	0	0	0	0
11/17	SF	X	X	4	1	5	0	0	0	0	0	0	0
11/21	@ATL	X		0	0	0	0	0	0	0	0	0	0
12/2	@SEA	X		2	0	2	0	0	0	0	0	0	0
12/8	CAR	X		0	0	0	0	0	0	0	0	0	0
12/15	@StL	X		0	0	0	0	0	0	0	0	0	0
12/22	@CAR	X		0	0	0	0	0	0	0	0	0	0
12/29	TB	X		0	1	1	0	0	0	0	0	0	0
2013 Season		**16**	**3**	**17**	**7**	**24**	**0.5**	**3.5**	**0**	**0**	**1**	**0**	**0**

#92 NT John Jenkins

Date	Opp.	GP	ST	SOLO	AST	TOT	SACK/YDS		INT/YDS		PD	FF	FR
9/8	ATL	X		1	3	4	0	0	0	0	0	0	0
9/15	@TB	X	X	3	1	4	0	0	0	0	0	0	0
9/22	ARZ	X	X	3	3	6	0	0	0	0	0	0	0
9/30	MIA	X	X	2	1	3	0	0	0	0	0	0	0
10/6	@CHI	X	X	0	0	0	0	0	0	0	0	0	0
10/13	@NE	X		0	0	0	0	0	0	0	0	0	0
10/27	BUF	X		1	1	2	0	0	0	0	0	0	0
11/3	@NYJ	X		0	0	0	0	0	0	0	0	0	0
11/10	DAL	X		1	0	1	0	0	0	0	0	0	0
11/17	SF	X		0	1	1	0	0	0	0	0	0	0
11/21	@ATL	X		0	0	0	0	0	0	0	0	0	0
12/2	@SEA	X		0	1	1	0	0	0	0	0	0	0
12/8	CAR	X	X	2	2	4	0	0	0	0	0	0	0
12/15	@StL	X		1	0	1	0	0	0	0	0	0	0
12/22	@CAR	X		1	1	2	0	0	0	0	0	0	0
12/29	TB	X		0	0	0	0	0	0	0	0	0	0
2013 Season		**16**	**5**	**15**	**14**	**29**	**0**	**0**	**0**	**0**	**0**	**0**	**0**

#27 S Malcolm Jenkins

Date	Opp.	GP	ST	SOLO	AST	TOT	SACK/YDS		INT/YDS		PD	FF	FR
9/8	ATL	X	X	4	0	4	0	0	0	0	0	1	0
9/15	@TB	X	X	2	1	3	0	0	1	31	1	0	0
9/22	ARZ	X	X	2	2	4	0	0	0	0	1	0	0
9/30	MIA	X	X	3	3	6	0	0	0	0	0	0	0
10/6	@CHI	X	X	3	1	4	1	3	0	0	0	1	0
10/13	@NE	X	X	4	2	6	1.5	9.5	0	0	1	0	0
10/27	BUF	X	X	3	2	5	0	0	0	0	0	0	0
11/3	@NYJ	Inactive (knee)											
11/10	DAL	Inactive (knee)											
11/17	SF	X	X	1	0	1	0	0	0	0	1	0	0
11/21	@ATL	X	X	4	3	7	0	0	0	0	1	0	0
12/2	@SEA	X	X	6	2	8	0	0	0	0	0	0	0
12/8	CAR	X	X	7	2	9	0	0	0	0	0	0	0
12/15	@StL	X	X	4	1	5	0	0	0	0	0	0	0
12/22	@CAR	X	X	1	2	3	0	0	1	4	1	0	0
12/29	TB	X	X	2	2	4	0	0	0	0	0	0	0
2013 Season		**14**	**14**	**46**	**23**	**69**	**2.5**	**12.5**	**2**	**35**	**6**	**2**	**0**

#96 DE Tom Johnson

Date	Opp.	GP	ST	SOLO	AST	TOT	SACK/YDS		INT/YDS		PD	FF	FR
9/8	ATL	X		0	1	1	0	0	0	0	0	0	0
9/15	@TB	X		0	0	0	0	0	0	0	0	0	0
9/22	ARZ	Inactive (hamstring)											
9/30	MIA	Inactive (hamstring)											
10/6	@CHI	X		0	0	0	0	0	0	0	0	0	0
10/13	@NE	X		1	1	2	1	8	0	0	0	0	0
10/27	BUF	X		1	1	2	0	0	0	0	0	0	0
11/3	@NYJ	X		0	0	0	0	0	0	0	0	0	0
11/10	DAL	X		1	0	1	1	10	0	0	0	0	0
11/17	SF	X		0	0	0	0	0	0	0	0	0	0
11/21	@ATL	X		1	2	3	0	0	0	0	0	0	0
12/2	@SEA	X		2	2	4	0	0	0	0	0	0	0
12/8	CAR	X		0	2	2	0	0	0	0	0	0	0
12/15	@StL	X		0	0	0	0	0	0	0	0	0	0
12/22	@CAR	Inactive											
12/29	TB	Inactive											
2013 Season		**12**	**0**	**6**	**9**	**15**	**2**	**18**	**0**	**0**	**0**	**0**	**0**

#94 DE Cameron Jordan

Date	Opp.	GP	ST	SOLO	AST	TOT	SACK/YDS		INT/YDS		PD	FF	FR
9/8	ATL	X	X	2	3	5	0	0	0	0	0	0	0
9/15	@TB	X	X	3	3	6	1	12	0	0	0	1	0
9/22	ARZ	X	X	3	4	7	2	14	0	0	0	0	0
9/30	MIA	X	X	1	0	1	1	9	0	0	0	0	0
10/6	@CHI	X	X	3	1	4	0	0	0	0	0	0	1
10/13	@NE	X	X	2	2	4	1	5	0	0	0	0	0
10/27	BUF	X	X	1	3	4	1	13	0	0	0	1	1
11/3	@NYJ	X	X	2	2	4	0	0	0	0	1	0	0
11/10	DAL	X	X	0	1	1	0	0	0	0	0	0	0
11/17	SF	X	X	2	1	3	1	2	0	0	1	0	0
11/21	@ATL	X	X	3	4	7	2.5	10.5	0	0	1	0	0
12/2	@SEA	X	X	1	2	3	0	0	0	0	1	0	0
12/8	CAR	X	X	3	2	5	2	19	0	0	0	0	0
12/15	@StL	X	X	3	1	4	0	0	0	0	0	0	0
12/22	@CAR	X	X	2	4	6	1	17	0	0	0	0	0
12/29	TB	X	X	1	1	2	0	0	0	0	0	0	0
2013 Season		**16**	**16**	**32**	**34**	**66**	**12.5**	**101.5**	**0**	**0**	**4**	**2**	**2**

#28 CB Keenan Lewis

Date	Opp.	GP	ST	SOLO	AST	TOT	SACK/YDS		INT/YDS		PD	FF	FR
9/8	ATL	X	X	2	1	3	0	0	0	0	0	0	0
9/15	@TB	X	X	1	2	3	0	0	0	0	0	0	0
9/22	ARZ	X	X	2	0	2	0	0	1	20	1	0	0
9/30	MIA	X	X	2	0	2	0	0	0	0	0	0	0
10/6	@CHI	X	X	2	1	3	0	0	0	0	1	0	0
10/13	@NE	X	X	5	1	6	0	0	1	0	1	0	0
10/27	BUF	X	X	3	0	3	0	0	1	12	1	0	0
11/3	@NYJ	X	X	3	1	4	0	0	0	0	0	0	0
11/10	DAL	X	X	1	0	1	0	0	0	0	0	0	0
11/17	SF	X	X	1	0	1	0	0	0	0	1	0	0
11/21	@ATL	X	X	1	0	1	0	0	0	0	0	0	0
12/2	@SEA	X	X	2	0	2	0	0	0	0	0	0	0
12/8	CAR	X	X	3	0	3	0	0	0	0	1	0	0
12/15	@StL	X	X	1	0	1	0	0	0	0	2	0	0
12/22	@CAR	X	X	2	0	2	0	0	0	0	0	0	0
12/29	TB	X	X	2	1	3	0	0	1	2	1	0	0
2013 Season		**16**	**16**	**33**	**7**	**40**	**0**	**0**	**4**	**34**	**9**	**0**	**0**

2013 INDIVIDUAL STATISTICS

DEFENSE

#50 ILB Curtis Lofton

Date	Opp.	GP	ST	SOLO	AST	TOT	SACK/YDS		INT/YDS		PD	FF	FR
9/8	ATL	X	X	5	3	8	0	0	0	0	0	0	0
9/15	@TB	X	X	2	8	10	0	0	0	0	0	0	0
9/22	ARZ	X	X	6	3	9	0	0	0	0	1	0	0
9/30	MIA	X	X	1	2	3	0	0	0	0	1	1	0
10/6	@CHI	X	X	6	5	11	0	0	0	0	0	0	0
10/13	@NE	X	X	9	3	12	1	8	0	0	0	0	0
10/27	BUF	X	X	5	1	6	0	0	0	0	0	0	0
11/3	@NYJ	X	X	10	6	16	0	0	0	0	0	0	0
11/10	DAL	X	X	3	1	4	0	0	0	0	0	0	0
11/17	SF	X	X	3	4	7	0	0	0	0	0	0	0
11/21	@ATL	X	X	7	3	10	0	0	0	0	0	0	0
12/2	@SEA	X	X	6	8	14	0	0	0	0	0	0	0
12/8	CAR	X	X	8	2	10	0	0	0	0	0	0	0
12/15	@StL	X	X	6	3	9	0	0	0	0	0	0	0
12/22	@CAR	X	X	2	3	5	1	11	0	0	0	0	0
12/29	TB	X	X	4	1	5	0	0	0	0	3	0	0
2013 Season		**16**	**16**	**83**	**56**	**139**	**2**	**19**	**0**	**0**	**5**	**1**	**0**

#52 ILB Kevin Reddick

Date	Opp.	GP	ST	SOLO	AST	TOT	SACK/YDS		INT/YDS		PD	FF	FR
9/8	ATL	X		0	1	1	0	0	0	0	0	0	0
9/15	@TB	X		0	0	0	0	0	0	0	0	0	0
9/22	ARZ	X		0	0	0	0	0	0	0	0	0	0
9/30	MIA	X		0	0	0	0	0	0	0	0	0	0
10/6	@CHI	X		0	0	0	0	0	0	0	0	0	0
10/13	@NE	X		1	0	1	0	0	0	0	0	0	0
10/27	BUF	X		0	0	0	0	0	0	0	0	0	0
11/3	@NYJ	X		0	0	0	0	0	0	0	0	0	0
11/10	DAL	X		0	0	0	0	0	0	0	0	0	0
11/17	SF	X		0	0	0	0	0	0	0	0	0	0
11/21	@ATL	X		0	0	0	0	0	0	0	0	0	0
12/2	@SEA	X		0	0	0	0	0	0	0	0	0	0
12/8	CAR	X		0	0	0	0	0	0	0	0	0	0
12/15	@StL	X		0	0	0	0	0	0	0	0	0	0
12/22	@CAR	X		0	0	0	0	0	0	0	0	0	0
12/29	TB	X		0	0	0	0	0	0	0	0	0	0
2013 Season		**16**	**0**	**1**	**1**	**2**	**0**	**0**	**0**	**0**	**0**	**0**	**0**

#21 CB Patrick Robinson

Date	Opp.	GP	ST	SOLO	AST	TOT	SACK/YDS		INT/YDS		PD	FF	FR
9/8	ATL	X		2	0	2	0	0	0	0	0	0	0
9/15	@TB	X		0	0	0	0	0	0	0	0	0	0
9/22	ARZ	Injured Reserve											
9/30	MIA												
10/6	@CHI												
10/13	@NE												
10/27	BUF												
11/3	@NYJ												
11/10	DAL												
11/17	SF												
11/21	@ATL												
12/2	@SEA												
12/8	CAR												
12/15	@StL												
12/22	@CAR												
12/29	TB												
2013 Season		**2**	**0**	**2**	**0**	**2**	**0**	**0**	**0**	**0**	**0**	**0**	**0**

#38 CB Rod Sweeting

Date	Opp.	GP	ST	SOLO	AST	TOT	SACK/YDS		INT/YDS		PD	FF	FR
9/8	ATL	X		0	0	0	0	0	0	0	0	0	0
9/15	@TB	X		0	0	0	0	0	0	0	0	0	0
9/22	ARZ	Inactive											
9/30	MIA	Inactive											
10/6	@CHI	Inactive											
10/13	@NE	Inactive											
10/27	BUF	Inactive											
11/3	@NYJ	X		0	0	0	0	0	0	0	0	0	0
11/10	DAL	Inactive											
11/17	SF	Inactive											
11/21	@ATL	X		0	0	0	0	0	0	0	0	0	0
12/2	@SEA	X		0	0	0	0	0	0	0	0	0	0
12/8	CAR	X		0	0	0	0	0	0	0	0	0	0
12/15	@StL	X		0	0	0	0	0	0	0	0	0	0
12/22	@CAR	X		0	0	0	0	0	0	0	0	0	0
12/29	TB	X		1	0	1	0	0	0	0	0	0	0
2013 Season		**9**	**0**	**1**	**0**	**1**	**0**	**0**	**0**	**0**	**0**	**0**	**0**

#32 S Kenny Vaccaro

Date	Opp.	GP	ST	SOLO	AST	TOT	SACK/YDS		INT/YDS		PD	FF	FR
9/8	ATL	X	X	5	2	7	0	0	0	0	1	0	0
9/15	@TB	X	X	7	1	8	0	0	0	0	0	0	0
9/22	ARZ	X	X	5	1	6	0	0	1	29	1	0	0
9/30	MIA	X	X	3	2	5	0	0	0	0	0	0	0
10/6	@CHI	X	X	6	0	6	1	8	0	0	1	0	0
10/13	@NE	X	X	4	4	8	0	0	0	0	0	0	0
10/27	BUF	X	X	3	2	5	0	0	0	0	1	0	0
11/3	@NYJ	X	X	5	3	8	0	0	0	0	1	0	0
11/10	DAL	X	X	2	3	5	0	0	0	0	0	0	0
11/17	SF	Inactive (concussion)											
11/21	@ATL	X	X	5	5	10	0	0	0	0	1	0	0
12/2	@SEA	X	X	5	2	7	0	0	0	0	0	1	0
12/8	CAR	X	X	5	3	8	0	0	0	0	0	0	0
12/15	@StL	X	X	3	4	7	0	0	0	0	0	0	0
12/22	@CAR	X	X	2	1	3	0	0	0	0	0	0	0
12/29	TB	Injured Reserve											
2013 Season		**14**	**14**	**60**	**33**	**93**	**1**	**8**	**1**	**29**	**6**	**1**	**0**

#51 ILB Jonathan Vilma

Date	Opp.	GP	ST	SOLO	AST	TOT	SACK/YDS		INT/YDS		PD	FF	FR
9/8	ATL	Injured Reserve											
9/15	@TB	Injured Reserve											
9/22	ARZ	Injured Reserve											
9/30	MIA	Injured Reserve											
10/6	@CHI	Injured Reserve											
10/13	@NE	Injured Reserve											
10/27	BUF	Injured Reserve											
11/3	@NYJ	X		1	1	2	0	0	0	0	0	0	0
11/10	DAL	Injured Reserve											
11/17	SF	Injured Reserve											
11/21	@ATL	Injured Reserve											
12/2	@SEA	Injured Reserve											
12/8	CAR	Injured Reserve											
12/15	@StL	Injured Reserve											
12/22	@CAR	Injured Reserve											
12/29	TB	Injured Reserve											
2013 Season		**1**	**0**	**1**	**1**	**2**	**0**	**0**	**0**	**0**	**0**	**0**	**0**

#30 CB Trevin Wade

Date	Opp.	GP	ST	SOLO	AST	TOT	SACK/YDS		INT/YDS		PD	FF	FR
9/8	ATL												
9/15	@TB												
9/22	ARZ												
9/30	MIA												
10/6	@CHI												
10/13	@NE												
10/27	BUF												
11/3	@NYJ												
11/10	DAL												
11/17	SF												
11/21	@ATL	Inactive											
12/2	@SEA	Inactive											
12/8	CAR	Inactive											
12/15	@StL	Inactive											
12/22	@CAR	X		0	0	0	0	0	0	0	0	0	0
12/29	TB	X		0	0	0	0	0	0	0	1	0	0
2013 Season		**2**	**0**	**0**	**0**	**0**	**0**	**0**	**0**	**0**	**1**	**0**	**0**

#75 DE Tyrunn Walker

Date	Opp.	GP	ST	SOLO	AST	TOT	SACK/YDS		INT/YDS		PD	FF	FR
9/8	ATL	X		0	1	1	0	0	0	0	0	0	0
9/15	@TB	Inactive (knee)											
9/22	ARZ	X		0	0	0	0	0	0	0	0	0	0
9/30	MIA	X		2	3	5	1	4	0	0	0	0	0
10/6	@CHI	Inactive (knee)											
10/13	@NE	Inactive (knee)											
10/27	BUF	Inactive (knee)											
11/3	@NYJ	Inactive (knee)											
11/10	DAL	Inactive (knee)											
11/17	SF	Inactive (knee)											
11/21	@ATL	Inactive (knee)											
12/2	@SEA	X		0	1	1	0	0	0	0	0	0	0
12/8	CAR	X		0	1	1	0	0	0	0	0	0	0
12/15	@StL	Inactive											
12/22	@CAR	X		1	1	2	0	0	0	0	1	0	0
12/29	TB	X		2	0	2	0	0	0	0	0	0	0
2013 Season		**7**	**0**	**5**	**7**	**12**	**1**	**4**	**0**	**0**	**1**	**0**	**0**

2013 INDIVIDUAL STATISTICS

DEFENSE

#24 CB Corey White

Date	Opp.	GP	ST	SOLO	AST	TOT	SACK/YDS		INT/YDS		PD	FF	FR
9/8	ATL	X		2	0	2	0	0	0	0	0	0	0
9/15	@TB	X		0	0	0	0	0	0	0	0	0	0
9/22	ARZ	X		0	0	0	0	0	0	0	0	0	0
9/30	MIA	X		2	1	3	0	0	0	0	1	0	0
10/6	@CHI	X		1	1	2	0	0	0	0	1	0	0
10/13	@NE	X		1	0	1	0	0	0	0	0	0	0
10/27	BUF	X		1	1	2	0	0	0	0	0	0	0
11/3	@NYJ	X		3	0	3	0	0	0	0	0	0	0
11/10	DAL	X		0	0	0	0	0	0	0	2	0	0
11/17	SF	X		1	2	3	0	0	1	43	1	0	0
11/21	@ATL	X	X	5	3	8	0	0	0	0	0	0	1
12/2	@SEA	X	X	3	1	4	0	0	0	0	1	0	0
12/8	CAR	X	X	2	1	3	0	0	0	0	1	0	0
12/15	@StL	X	X	1	1	2	0	0	0	0	0	0	0
12/22	@CAR	X	X	2	0	2	0	0	0	0	0	0	0
12/29	TB	X	X	6	1	7	0	0	0	0	0	0	0
2013 Season		**16**	**6**	**30**	**12**	**42**	**0**	**0**	**1**	**43**	**7**	**0**	**1**

#95 OLB Martez Wilson

GP	ST	SOLO	AST	TOT	SACK/YDS		INT/YDS		PD	FF	FR
Inactive											
X		1	0	1	0	0	0	0	0	0	0
X		0	0	0	0	0	0	0	0	0	0
X		1	0	1	1	8	0	0	0	0	0
X		1	0	1	0	0	0	0	0	0	0
Inactive											
Waived											
4	**0**	**3**	**0**	**3**	**1**	**8**	**0**	**0**	**0**	**0**	**0**

KICKING

#5 K Garrett Hartley

Date	Opp.	GP	PATs M	PATs A	FGs M	FGs A	PCT	LG	PTS	BLK	1-19 M	1-19 A	20-29 M	20-29 A	30-39 M	30-39 A	40-49 M	40-49 A	50+ M	50+ A
9/8	ATL	X	2	2	3	3	100.0	48	11	0	0	0	1	1	1	1	1	1	0	0
9/15	@TB	X	1	1	3	4	75.0	44	10	0	0	0	1	1	0	0	2	3	0	0
9/22	ARZ	X	4	4	1	1	100.0	31	7	0	0	0	0	0	1	1	0	0	0	0
9/30	MIA	X	5	5	1	2	50.0	29	8	0	0	0	1	1	0	0	0	1	0	0
10/6	@CHI	X	2	2	4	4	100.0	48	14	0	1	1	0	0	1	1	2	2	0	0
10/13	@NE	X	3	3	2	2	100.0	39	9	0	0	0	1	1	1	1	0	0	0	0
10/27	BUF	X	5	5	0	2	0.0	-	5	0	0	0	0	0	0	1	0	1	0	0
11/3	@NYJ	X	2	2	2	3	66.7	55	8	0	0	0	0	0	0	0	1	2	1	1
11/10	DAL	X	7	7	0	1	0.0	-	7	0	0	0	0	0	0	1	0	0	0	0
11/17	SF	X	2	2	3	3	100.0	42	11	0	0	0	1	1	1	1	1	1	0	0
11/21	@ATL	X	2	2	1	1	100.0	41	5	0	0	0	0	0	0	0	1	1	0	0
12/2	@SEA	X	1	1	0	0	---	-	1	0	0	0	0	0	0	0	0	0	0	0
12/8	CAR	X	4	4	1	1	100.0	19	7	0	1	1	0	0	0	0	0	0	0	0
12/15	@StL	X	1	1	1	3	33.3	45	4	1	0	0	0	1	0	1	1	1	0	0
12/22	@CAR									Waived										
12/29	TB																			
2013 Season		**14**	**41**	**41**	**22**	**30**	**73.3**	**55**	**107**	**1**	**2**	**2**	**5**	**6**	**5**	**8**	**9**	**13**	**1**	**1**

#3 K Shayne Graham

Date	Opp.	GP	PATs M	PATs A	FGs M	FGs A	PCT	LG	PTS	BLK	1-19 M	1-19 A	20-29 M	20-29 A	30-39 M	30-39 A	40-49 M	40-49 A	50+ M	50+ A
9/8	ATL																			
9/15	@TB																			
9/22	ARZ																			
9/30	MIA																			
10/6	@CHI																			
10/13	@NE																			
10/27	BUF																			
11/3	@NYJ																			
11/10	DAL																			
11/17	SF																			
11/21	@ATL																			
12/2	@SEA																			
12/8	CAR																			
12/15	@StL																			
12/22	@CAR	X	1	1	2	2	100.0	40	7	0	0	0	1	1	0	0	1	1	0	0
12/29	TB	X	6	6	0	0	---	-	6	0	0	0	0	0	0	0	0	0	0	0
2013 Season		**2**	**7**	**7**	**2**	**2**	**100.0**	**40**	**13**	**0**	**0**	**0**	**1**	**1**	**0**	**0**	**1**	**1**	**0**	**0**

2013 INDIVIDUAL STATISTICS

PUNTING

#6 P Thomas Morstead

Date	Opp.	GP	NO	YDS	AVG	NET	AVG	TB	IN20	LG	BLK
9/8	ATL	X	3	148	49.3	127	42.3	0	2	61	0
9/15	@TB	X	4	175	43.8	175	43.8	0	4	47	0
9/22	ARZ	X	4	198	49.5	183	45.8	0	0	58	0
9/30	MIA	X	3	142	47.3	137	45.7	0	1	49	0
10/6	@CHI	X	4	195	48.8	158	39.5	1	1	56	0
10/13	@NE	X	6	268	44.7	259	43.2	0	2	54	0
10/27	BUF	X	4	187	46.8	163	40.8	1	2	55	0
11/3	@NYJ	X	2	82	41.0	82	41.0	0	2	47	0
11/10	DAL	X	1	33	33.0	33	33.0	0	1	33	0
11/17	SF	X	3	154	51.3	131	43.7	0	1	59	0
11/21	@ATL	X	4	198	49.5	168	42.0	1	1	56	0
12/2	@SEA	X	6	294	49.0	277	46.2	0	2	58	0
12/8	CAR	X	4	177	44.3	145	36.3	0	1	54	0
12/15	@StL	X	2	107	53.5	100	50.0	0	1	54	0
12/22	@CAR	X	7	340	48.6	300	42.9	1	2	61	0
12/29	TB	X	4	161	40.3	141	35.3	1	2	50	0
2013 Season		**16**	**61**	**2,859**	**46.9**	**2,579**	**42.3**	**5**	**25**	**61**	**0**

2013 TURNOVER TABLE

Saints Takeaways

Opp	Qtr	Turnover	Spot*	Result
vs. Atl	2	J. Jones fumble recovered by Harper	ATL 42	Touchdown
vs. Atl	4	Ryan intercepted by Harper	NO 0	End of Game
at TB	3	Freeman fumble recovered by Galette	50	Field Goal
at TB	3	Freeman intercepted by M. Jenkins	NO 30	Punt
vs. Arz	4	Palmer intercepted by Vaccaro	NO 8	Touchdown
vs. Arz	4	Palmer intercepted by Lewis	NO 20	End of Game
vs. Mia	2	Tannehill fumble recovered by Bush	NO 45	Touchdown
vs. Mia	2	Tannehill intercepted by Greer	MIA 45	Touchdown
vs. Mia	4	Tannehill intercepted by Carr	MIA 43	Fumble
vs. Mia	4	Tannehill intercepted by Herring	NO 41	End of Game
at Chi	1	Cutler fumble recovered by Jordan	CHI 13	Field Goal
at NE	4	Brady intercepted by Lewis	NO 30	Punt
vs. Buf	1	T. Lewis fumble recovered by Galette	BUF 23	Missed Field Goal
vs. Buf	1	T. Lewis fumble recovered by Jordan	BUF 21	Touchdown
vs. Buf	4	T. Lewis intercepted by Lewis	BUF 33	Touchdown
vs. SF	2	Kaepernick intercepted by White	SF 44	Touchback
at Atl	4	D. Johnson fumble recovered by White	NO 20	Punt
at Car	1	Newton intercepted by M. Jenkins	NO 10	Punt
vs. TB	3	Glennon intercepted by Lewis	TB 27	Touchdown

Takeaway Totals: 19 takeaways (12 interceptions, 7 fumbles), 55 points (7 TD, 2 FG)

Saints Giveaways

Opp	Qtr	Turnover	Spot*	Result
vs. Atl	3	Brees intercepted by Alford	ATL 45	Punt
at TB	1	Brees intercepted by D. Watson	NO 35	Touchdown
at TB	4	Brees intercepted by M. Foster	TB 15	Touchdown
vs. Arz	3	Brees intercepted by Mathieu	ARZ 0	Punt
vs. Mia	4	Sproles fumble recovered by Ellerbe	MIA 3	Interception
at NE	4	Brees intercepted by Arrington	NO 25	Field Goal
at NE	4	Thomas fumble recovered by Collins	NO 7	End of Game
at NYJ	1	Brees intercepted by Davis	NO 48	Field Goal
at NYJ	2	Brees intercepted by Cromartie	NO 39	Touchdown
vs. Dal	1	Sproles muffed punt recovered by Harris	NO 22	Field Goal
vs. SF	2	Moore muffed punt recovered by Ventrone	NO 11	Touchdown
vs. SF	2	White fumbles out of end zone for touchback	SF 0	Field Goal
vs. SF	3	Brees intercepted by Brooks	NO 44	Touchdown
at Sea	1	Brees fumble recovered by Bennett	NO 22	Touchdown
at StL	1	Brees intercepted by McDonald	NO 29	Touchdown
at StL	1	Brees intercepted by Johnson	STL 0	Touchdown
at StL	3	Brees fumble recovered by Quinn	STL 45	Punt
at Car	2	Brees intercepted by Davis	NO 43	Touchdown
at Car	3	Brees intercepted by Kuechly	NO 48	Punt

Giveaway Totals: 19 giveaways (12 interceptions, 7 fumbles), 75 points (9 TD, 4 FG)

***Spot where the turnover was made**

TRANSACTIONS LOG (7/1/13–6/24/14)

2013

JULY

1 – Promoted **Ryan Pace** to director of player personnel.
2 – Promoted **Terry Fontenot** to director of pro personnel and named **Jason Mitchell** area scout and **Paul Zimmer** college scouting coordinator.
23 – Waived CB **Ryan Steed** and signed S **Akwasi Owusu-Ansah**.
30 – Signed WR **Tim Toone** and waived WR **Brent Leonard**.

AUGUST

5 – Signed WR **Steve Breaston** and re-signed WR **Brent Leonard**. Waived K **Jose Maltos** and waived/injured WR **Chris Givens**.
8 – Placed WR **Chris Givens** on Injured Reserve.
12 – Signed WR **Patrick Crayton** and waived WR **Brent Leonard**.
19 – Terminated contracts of WR **Steve Breaston**, WR **Patrick Crayton** and QB **Seneca Wallace**. Placed DE **Kenyon Coleman** on Injured Reserve, waived/injured CB **A.J. Davis** and waived WR **Jarred Fayson**, G **Ricky Henry**, LB **Chase Thomas** and CB **Dion Turner**.
21 – Released T **Jason Smith**.
27 – Waived WR **Tim Toone**, OLB **Eric Martin** and S **Akwasi Owusu-Ansah**. Placed OLB **Victor Butler** on Reserve/Physically Unable to Perform. Placed ILB **Chris Chamberlain**, WR **Joseph Morgan** and OLB **Will Smith** on Injured Reserve. Acquired OLB **Parys Haralson** from San Francisco in exchange for an undisclosed draft choice and claimed CB **Jumal Rolle** off of waivers from the Buffalo Bills.
31 – Terminated the contracts of CB **Chris Carr**, S **Jim Leonhard**, DE **Jay Richardson** and WR **Courtney Roby**. Waived NT **Isaako Aitui**, OLB **Baraka Atkins**, QB **Ryan Griffin**, WR **Saalim Hakim**, TE **Michael Higgins**, FB **Austin Johnson**, OLB **Rufus Johnson**, T **Marcel Jones**, CB **Korey Lindsey**, G **Elliott Mealer**, TE **Keavon Milton**, S **Jerico Nelson**, WR **Preston Parker**, CB **Jumal Rolle**, ILB **Ray Shipman**, G **Andrew Tiller** and C **Jeremiah Warren**. Placed G/C **Eric Olsen** on Injured Reserve.

SEPTEMBER

1 – Signed to Practice Squad: QB **Ryan Griffin**, WR **Saalim Hakim**, TE **Michael Higgins**, FB **Austin Johnson**, T **Marcel Jones** and CB **Jumal Rolle**.
2 – Signed OLB **Rufus Johnson** and G **Senio Kelemete** to the Practice Squad.
3 – Placed ILB **Jonathan Vilma** on Injured Reserve - designated to return. Terminated ILB **Chris Chamberlain** from Injured Reserve. Signed WR **Robert Meachem** to a one-year contract.
9 – Reached injury settlement with G/C **Eric Olsen**.
12 – Re-signed OLB **Jay Richardson** and waived WR **Andy Tanner**.
18 –Re-signed CB **Chris Carr**. Placed CB **Patrick Robinson** on Injured Reserve. Re-signed WR **Andy Tanner** to practice squad and released FB **Austin Johnson** from Practice Squad.
24 – Re-signed FB **Austin Johnson** to the Practice Squad. Released G **Senio Kelemete** from the Practice Squad.
25 – Released FB **Austin Johnson** from the Practice Squad. Re-signed G **Senio Kelemete** to the Practice Squad.

OCTOBER

2 – Re-signed FB **Austin Johnson** to the Practice Squad. Released CB **Jumal Rolle** from the Practice Squad.
4 – Signed WR **Chris Williams** to the Practice Squad. Released WR **Saalim Hakim** from the Practice Squad.
9 – Signed OLB **Keyunta Dawson** to a one-year contract. Released OLB **Jay Richardson**.
21 – ILB **Jonathan Vilma** returned to practice from Injured Reserve-Designated to Return.
22 – Signed QB **Ryan Griffin** to active roster from Practice Squad. Waived OLB **Martez Wilson**.
23 – OLB **Kyle Knox** signed to Practice Squad.

NOVEMBER

2 – Activated ILB **Jonathan Vilma** from Injured-Reserve-Designated to Return. Waived CB **Chris Carr**.
6 – Placed ILB **Jonathan Vilma** on Injured Reserve. Re-signed CB **Chris Carr**.
19 – Signed CB **Trevin Wade**. Placed CB **Jabari Greer** on Injured Reserve.

DECEMBER

18 –Agreed to terms with S **Eric Frampton** and signed OLB **Kyle Knox** off of the Practice Squad. Signed CB **Eddie Whitley** to the Practice Squad. Signed K **Shayne Graham** and waived K **Garrett Hartley**.
25 – Placed S **Kenny Vaccaro** on Injured Reserve. Signed WR **Charles Hawkins** to the Practice Squad. WR **Chris Williams** terminated Practice Squad Contract. Signed CB **Terrence Frederick**.

2014

JANUARY

1 – Waived S **Eric Frampton** and signed OLB **Kyle Knox** off of the Practice Squad. Signed CB **Eddie Whitley** to Practice Squad.
2 – Signed CB **Derrius Brooks** and K **Derek Dimke** to reserve/future contracts.
6 – Signed T **Ty Nsekhe** to reserve/future contract.
7 – Placed OLB **Parys Haralson** on Injured Reserve. OLB **Rufus Johnson** signed to active roster from Practice Squad. Signed S **Jordan Pugh**. Waived S **Isa Abdul-Quddus**. OLB **Vic So'oto** signed to the Practice Squad.
14 – Signed WR **Charles Hawkins**, FB **Austin Johnson**, T **Marcel Jones**, G **Senio Kelemete** and WR **Andy Tanner** to reserve/future contracts.

TRANSACTIONS LOG (7/1/13–6/24/14)

FEBRUARY
5 – Hired quarterbacks coach **Mike Neu**.
12 – Terminated contracts of CB **Jabari Greer**, S **Roman Harper** and DE/OLB **Will Smith**. Announced team will not re-sign ILB **Jonathan Vilma**.

MARCH
7 – Terminated contract of WR **Lance Moore**.
11 – Agreed to terms with S **Jairus Byrd** (UFA-Buf.) on a six-year contract.
13 – Acquired an undisclosed draft choice in exchange for RB **Darren Sproles**.
14 – Agreed to terms with ILB **Ramon Humber** on a one-year contract.
17 – Re-signed T **Zach Strief** to a five-year contract.
18 – Agreed to terms with FB **Erik Lorig** (UFA-TB) on a two-year contract.
19 – Re-signed WR **Joseph Morgan** to a one-year contract.
26 – Agreed to terms with QB **Luke McCown** on a one-year contract.

APRIL
1 – Agreed to terms with OLB **Parys Haralson** on a one-year contract.
3 – Agreed to terms with S **Marcus Ball** on a three-year contract.
4 – Agreed to terms with CB **Champ Bailey** on a two-year contract.
18 – Re-signed WR **Robert Meachem** to a one-year contract.

MAY
12 – Agreed to terms with C **Matt Armstrong**, G **Micajah Reynolds**, WRs **Brandon Coleman** and **Seantavius Jones**, CB **Brian Dixon**, OLBs **Kasim Edebali** and **Chidera Uzo-Diribe**, RB **Timothy Flanders**, ILB **Spencer Hadley**, TEs **Je'Ron Hamm** and **Nic Jacobs**, QB **Logan Kilgore**, DL **Brandon McCray**, DEs **George Uko** and **Lawrence Virgil**, S **Pierre Warren** and S **Ty Zimmerman**.
13 – Signed G **Mike Golic Jr.** to a two-year contract.
14 – Signed T **Manase Foketi** and NT **Moses McCray**.
16 – Signed T **Tavon Rooks**, OLB **Ronald Powell** and S **Vinnie Sunseri** to four-year contracts.
17 – Signed S **Devon Walker** and signed CB **Stanley Jean-Baptiste** to a four-year contract.
18 – Signed WR **Brandin Cooks** to a four-year contract.
19 – Signed WR **Steve Hull**, OLB **Cheta Ozougwu**, RB **Derrick Strozier** and T **Thomas Welch**. Waived/non-football illness NT **Brandon McCray** and waived G **Micajah Reynolds**. Agreed to terms with ILB **Khairi Fortt** on a four-year contract. Placed S **Devon Walker** on Reserve/Retired.
27 – Signed T **Jason Weaver** and waived WR **Chris Givens**.

JUNE
3 – Signed C **Jonathan Goodwin** and DL **Brandon Deaderick** to one-year contracts, waived G **Mike Golic, Jr.** and ILB **Spencer Hadley**.
23 – Signed LB **Todd Davis** to a three-year contract. Waived/injured CB **A.J. Davis**.
24 – Placed CB **A.J. Davis** on Injured Reserve.



GAME 1

VS.



ATLANTA

SAINTS: 23 FALCONS: 17
MERCEDES-BENZ SUPERDOME
NEW ORLEANS, LA. - 9/8/13
ATTENDANCE: 72,348
TIME: 2:55

GAME NOTES

The contest was the first season opener New Orleans had won since defeating the Minnesota Vikings 14-9 on September 9, 2010.

WR Marques Colston became the franchise's all-time leading receiver with his 533rd grab, a second quarter 25-yard touchdown reception.

S Roman Harper became the first Saint to have both an interception and a fumble recovery in the same contest since S Jay Bellamy at Washington on October 13, 2002.

It was no secret that the offense for the New Orleans Saints was a strength coming into the 2013 season. However, in a season-opening 23-17 win over the Atlanta Falcons, the defense would also show that they would be no slouch.

New Orleans would only allow the Falcons to reach the end zone twice in 11 attempts, including stopping them in their last drive of the game when S **Roman Harper** picked off a pass in the end zone with 43 seconds remaining that was tipped by rookie S **Kenny Vaccaro** to seal the Saints win. Earlier in the contest in the second quarter, Harper recovered a fumble by Falcons WR **Julio Jones** that would help set up a quick touchdown, accounting for both New Orleans takeaways on the afternoon

After a slow start to the New Orleans offense in the first quarter, QB **Drew Brees** would eventually settle down and finish the game completing 26-of-35 passes for 357 yards with two touchdowns and a 113.6 passer rating. WR **Marques Colston** became the franchise's all-time receiving leader on a second quarter 25-yard touchdown reception. RB **Darren Sproles** led New Orleans in receiving with six grabs for 88 yards.

Atlanta jumped ahead to a 10-0 lead in the first quarter after a seven-yard TD pass from QB **Matt Ryan** to TE **Tony Gonzalez**, followed by a 23-yard field goal by K **Matt Bryant**. The Saints would take a 13-10 lead at the end of the half though when K **Garrett Hartley** kicked a 48-yard field goal, Brees and Colston connected and Hartley booted a 31-yard kick.

However, the Falcons answered at the start of the second half with a five-play, 59-yard drive that ended with a four-yard scoring toss from Ryan to Jones. The Saints immediately responded and took a 20-17 lead on a 10-play, 80-yard drive as Brees found TE **Jimmy Graham** on a seven-yard TD. Hartley added a fourth quarter field goal and Harper's interception preserved the Saints win.

SAINTS–FALCONS GAME SUMMARY

Atlanta Falcons	**10**	**0**	**7**	**0**	**-**	**17**
New Orleans Saints	**0**	**13**	**7**	**3**	**-**	**23**

Team	Qtr	Time	Play Description (Extra Point) (Drive Info)	V-H
ATL	1	8:32	Gonzalez 7 pass from Ryan (Bryant kick) (6-82, 3:06)	7-0
ATL	1	1:28	Bryant 23 FG (8-40, 3:57)	10-0
NO	2	10:53	Hartley 48 FG (12-50, 5:35)	10-3
NO	2	9:10	Colston 25 pass from Brees (Hartley kick) (3-31, 1:26)	10-10
NO	2	1:47	Hartley 31 FG (6-67, 4:02)	10-13
ATL	3	11:41	Jones 4 pass from Ryan (Bryant kick) (5-59, 1:58)	17-13
NO	3	6:22	Graham 7 pass from Brees (Hartley kick) (10-80, 5:19)	17-20
NO	4	3:12	Hartley 22 FG (10-68, 6:12)	17-23

FIELD GOALS (made () and missed)
NO: Hartley (48) (31) (22) **ATL:** Bryant (23)

1 vs. Atlanta

Atlanta Falcons

RUSHING	ATT	YDS	AVG	LG	TD
Jackson	11	77	7.0	50	0
Ryan	1	12	12.0	12	0
Rodgers	2	-1	-0.5	0	0
Total	14	88	6.3	50	0

PASSING	ATT	CMP	YDS	SK/YD	TD	LG	INT
Ryan	38	25	304	3/25	2	50	1
Total	38	25	304	3/25	2	50	1

RECEIVING	NO	YDS	AVG	LG	TD
Jones	7	76	10.9	22	1
Jackson	5	45	9.0	17	0
Douglas	4	93	23.3	50	0
Gonzalez	3	36	12.0	16	1
White	2	19	9.5	15	0
Snelling	2	17	8.5	9	0
Ewing	1	15	15.0	15	0
Rodgers	1	3	3.0	3	0
Total	25	304	12.2	50	2

INT	NO	YDS	AVG	LG	TD
Alford	1	0	0.0	0	0
Total	1	0	0.0	0	0

PUNTING	NO	YDS	AVG	TB	I20	LG
Bosher	6	281	46.8	1	2	56
Total	6	281	46.8	1	2	56

PT RET	NO	YDS	AVG	FC	LG	TD
Douglas	2	21	10.5	0	13	0
Total	2	21	10.5	0	13	0

KO RET	NO	YDS	AVG	FC	LG	TD
Total	0	0	0.0	0	0	0

NEW ORLEANS SAINTS

RUSHING	ATT	YDS	AVG	LG	TD
Thomas	9	43	4.8	11	0
Sproles	8	22	2.8	5	0
Ingram	9	11	1.2	7	0
Brees	3	2	0.7	4	0
Total	29	78	2.7	11	0

PASSING	ATT	CMP	YDS	SK/YD	TD	LG	INT
Brees	35	26	357	2/16	2	67	1
Total	35	26	357	2/16	2	67	1

RECEIVING	NO	YDS	AVG	LG	TD
Sproles	6	88	14.7	32	0
Colston	5	68	13.6	25t	1
Graham	4	45	11.3	21	1
Thomas	4	16	4.0	8	0
Watson	3	31	10.3	16	0
Stills	2	86	43.0	67	0
Moore	2	23	11.5	16	0
Total	26	357	13.7	67	2

INT	NO	YDS	AVG	LG	TD
Harper	1	0	0.0	0	0
Total	1	0	0.0	0	0

PUNTING	NO	YDS	AVG	TB	I20	LG
Morstead	3	148	49.3	0	2	61
Total	3	148	49.3	0	2	61

PT RET	NO	YDS	AVG	FC	LG	TD
Sproles	4	7	1.8	0	5	0
Total	4	7	1.8	0	5	0

KO RET	NO	YDS	AVG	FC	LG	TD
Sproles	1	23	23.0	0	23	0
Total	1	23	23.0	0	23	0

TEAM STATISTICS	ATL	NO
TOTAL FIRST DOWNS	18	18
By Rushing	3	1
By Passing	14	17
By Penalty	1	0
3rd DOWN EFFICIENCY	3-11-27%	6-13-46%
4th DOWN EFFICIENCY	0-1-0%	0-1-0%
TOTAL NET YARDS	367	419
Total Plays	55	66
Avg. Per Play	6.7	6.3
NET YARDS RUSHING	88	78
Total Rushes	14	29
Avg. Per Play	6.3	2.7
Tackles For Loss-Yards	2-2	4-9
NET YARDS PASSING	279	341
Sacked-Yards Lost	3-25	2-16
Gross Yards	304	357
PASSING: Att.-Comp.-INT	38-25-1	35-26-1
Avg. Per Play	6.8	9.2
KICKOFFS: No.-In EZ-Touchbacks	4-4-3	6-6-6
PUNTS: No.-Avg.	6-46.8	3-49.3
Had Blocked	0	0

TEAM STATISTICS	ATL	NO
FGs-PATs HAD BLOCKED	0-0	0-0
Net Punting Avg.	42.3	42.3
TOTAL RETURN YARDAGE	21	7
No. and Yards Punt Returns	2-21	4-7
No. and Yards Kickoff Returns	0-0	1-23
No. and Yards Interception Returns	1-0	1-0
PENALTIES: No.-Yds.	2-19	6-57
FUMBLES: No.-Lost	2-1	0-0
TOUCHDOWNS	2	2
Rushing	0	0
Passing	2	2
EXTRA POINTS: Made-Att.	2-2	2-2
Kicking: Made-Att.	2-2	2-2
FIELD GOALS: Made-Att.	1-1	3-3
RED ZONE EFFICIENCY	2-4-50%	1-3-33%
GOAL-TO-GO EFFICIENCY	2-4-50%	1-2-50%
SAFETIES	0	0
FINAL SCORE	17	23
TIME OF POSSESSION	24:49	35:11



GAME **2** AT

TAMPA BAY

SAINTS: 16 BUCCANEERS: 14
RAYMOND JAMES STADIUM
TAMPA, FLA. - 9/15/13
ATTENDANCE: 60,870
TIME: 4:31

GAME NOTES

TE Jimmy Graham had 179 yards receiving on 10 catches, the fourth-highest yardage total in club record books.

QB Drew Brees completed 26-of-46 passes for 322 yards with one TD pass. Brees led the game-winning five-play, 54-yard drive that ended with a 27-yard field goal by K Garrett Hartley as time expired.

DE Cameron Jordan recorded his first sack of the season, forcing a fumble, the start to a campaign where he would end up leading the team and setting a career-high with 12.5 takedowns.

First it was the connection between QB **Drew Brees** and TE **Jimmy Graham** picking up where it left off last week and jumping on top of the Tampa Bay Buccaneers early. When the offense struggled in the second half, the defense continued a dominating performance, keeping the Buccaneers offense out of the end zone and putting Brees in position to engineer a game-winning five-play, 54-yard drive that ended with a 27-yard field goal by K **Garrett Hartley** as time expired for the impressive 16-14 victory on the road. The last time New Orleans opened the season with back-to-back wins was in 2010.

It was a breakout game for Graham, as he finished with ten receptions for a career-high 179 yards with a 56-yard touchdown. Brees and the Saints got their fourth consecutive victory against the Buccaneers as he completed 26-of-46 passes for 322 yards, one TD and two interceptions. He also found WR **Marques Colston** four times for 63 yards and RB **Darren Sproles** six times for 36 yards, with him hitting his top three targets for one completion apiece on the game-winning drive.

The host Buccaneers came back from a 13-7 deficit and built up a 14-13 fourth quarter advantage when LB **Mason Foster** picked off Brees early in the fourth quarter for an 85-yard touchdown return.

After the Tampa Bay touchdown, the two clubs traded punts and then New Orleans would be forced to punt again with under seven minutes remaining. Tampa Bay advanced to the New Orleans 32. However, a 47-yard field goal attempt from Buccaneers K **Rian Lindell** sailed wide left and gave the Saints the ball back at their 37-yard line. Brees first found Graham for a 15-yard throw, then a pass to Sproles resulted in an eight-yard gain, followed by a 31-yard completion to Colston up to the Tampa Bay nine-yard line. Hartley then nailed the field goal as time expired to complete the dramatic comeback.

SAINTS–BUCCANEERS GAME SUMMARY

New Orleans Saints	**10**	**0**	**3**	**3**	**-**	**16**
Tampa Bay Buccaneers	**7**	**0**	**0**	**7**	**-**	**14**

Team	Qtr	Time	Play Description (Extra Point) (Drive Info)	V-H
NO	1	10:30	Hartley 44 FG (11-54, 4:30)	3-0
TB	1	5:15	Ogletree 5 pass from Freeman (Lindell kick) (7-35, 2:48)	3-7
NO	1	2:36	Graham 56 pass from Brees (Hartley kick) (6-80, 2:39)	10-7
NO	3	8:04	Hartley 41 FG (8-17, 3:45)	13-7
TB	4	12:40	Foster 85 interception return (Lindell kick)	13-14
NO	4	0:00	Hartley 27 FG (5-54, 1:06)	16-14

FIELD GOALS (made () and missed)
NO: Hartley (44) 43WR (41) (27)
TB: Lindell 47WL

2 @ Tampa Bay

NEW ORLEANS SAINTS

RUSHING	ATT	YDS	AVG	LG	TD
P. Thomas	5	29	5.8	11	0
Sproles	7	26	3.7	6	0
Ingram	8	20	2.5	8	0
Total	20	75	3.8	11	0

PASSING	ATT	CMP	YDS	SK/YD	TD	LG	INT
Brees	46	26	322	4/26	1	56t	2
Total	46	26	322	4/26	1	56t	2

RECEIVING	NO	YDS	AVG	LG	TD
Graham	10	179	17.9	56t	1
Sproles	6	36	6.0	8	0
Colston	4	63	15.8	31	0
Thomas	4	19	4.8	8	0
Moore	1	15	15.0	15	0
Stills	1	10	10.0	10	0
Total	26	322	12.4	56t	1

INT	NO	YDS	AVG	LG	TD
Jenkins	1	31	31.0	31	0
Total	1	31	31.0	31	0

PUNTING	NO	YDS	AVG	TB	I20	LG
Morstead	4	175	43.8	0	4	47
Total	4	175	43.8	0	4	47

PT RET	NO	YDS	AVG	FC	LG	TD
Sproles	1	-2	-2.0	2	-2	0
Total	1	-2	-2.0	2	-2	0

KO RET	NO	YDS	AVG	FC	LG	TD
Sproles	1	23	23.0	0	23	0
Total	1	23	23.0	0	23	0

TAMPA BAY BUCCANEERS

RUSHING	ATT	YDS	AVG	LG	TD
Martin	29	144	5.0	28	0
Freeman	3	16	5.3	13	0
Leonard	1	0	0.0	0	0
Total	33	160	4.8	28	0

PASSING	ATT	CMP	YDS	SK/YD	TD	LG	INT
Freeman	22	9	125	1/12	1	34	1
Total	22	9	125	1/12	1	34	1

RECEIVING	NO	YDS	AVG	LG	TD
Jackson	5	77	15.4	22	0
Williams	2	9	4.5	6	0
Byham	1	34	34.0	34	0
Ogletree	1	5	5.0	5t	1
Total	9	125	13.9	34	1

INT	NO	YDS	AVG	LG	TD
Foster	1	85	85.0	85t	1
Watson	1	0	0.0	0	0
Total	2	85	42.5	85	1

PUNTING	NO	YDS	AVG	TB	I20	LG
Koenen	6	243	40.5	0	2	47
Total	6	243	40.5	0	2	47

PT RET	NO	YDS	AVG	FC	LG	TD
Page	2	0	0.0	0	2	0
Total	2	0	0.0	0	2	0

KO RET	NO	YDS	AVG	FC	LG	TD
Page	1	33	33.0	0	33	0
Total	1	33	33.0	0	33	0

TEAM STATISTICS	NO	TB
TOTAL FIRST DOWNS	21	14
By Rushing	4	7
By Passing	13	6
By Penalty	4	1
3rd DOWN EFFICIENCY	5-14-36%	5-13-38%
4th DOWN EFFICIENCY	0-1-0%	0-0-0%
TOTAL NET YARDS	371	273
Total Plays	70	56
Avg. Per Play	5.3	4.9
NET YARDS RUSHING	75	160
Total Rushes	20	33
Avg. Per Play	3.8	4.8
Tackles For Loss-Yards	2-2	3-5
NET YARDS PASSING	296	113
Sacked-Yards Lost	4-26	1-12
Gross Yards	322	125
PASSING: Att.-Comp.-INT	46-26-2	22-9-1
Avg. Per Play	5.9	4.9
KICKOFFS: No.-In EZ-Touchbacks	4-4-3	3-2-2
PUNTS: No.-Avg.	4-43.8	6-40.5
Had Blocked	0	0

TEAM STATISTICS	NO	TB
FGs-PATs HAD BLOCKED	0-0	0-0
Net Punting Avg.	43.8	40.8
TOTAL RETURN YARDAGE	29	85
No. and Yards Punt Returns	1- -2	2-0
No. and Yards Kickoff Returns	1-23	1-33
No. and Yards Interception Returns	1-31	2-85
PENALTIES: No.-Yds.	5-35	10-118
FUMBLES: No.-Lost	1-0	1-1
TOUCHDOWNS	1	2
Rushing	0	0
Passing	1	1
Interceptions	0	1
EXTRA POINTS: Made-Att.	1-1	2-2
Kicking: Made-Att.	1-1	2-2
FIELD GOALS: Made-Att.	3-4	0-1
RED ZONE EFFICIENCY	0-4-0%	1-1-100%
GOAL-TO-GO EFFICIENCY	0-2-0%	1-1-100%
SAFETIES	0	0
FINAL SCORE	16	14
TIME OF POSSESSION	32:36	27:24



GAME **3**

VS.

ARIZONA

SAINTS: 31 CARDINALS: 7
MERCEDES-BENZ SUPERDOME
NEW ORLEANS, LA. - 9/22/13
ATTENDANCE: 73,057
TIME: 3:04

GAME NOTES

TE Jimmy Graham scored on 16- and seven-yard touchdown grabs, as part of a day where he finished with nine catches for 134 yards and captured NFC Offensive Player of the Week honors for the second time in his career.

CB Keenan Lewis and S Kenny Vaccaro both picked up their first interceptions as Saints.

DE Cameron Jordan led the way with an Saints aggressive pass rush, dropping Cardinals QB Carson Palmer twice.

New Orleans put together another dominating performance on defense, combined with their most balanced result on offense in 2013 to improve to 3-0 for the first time since 2009.

The Saints totaled 423 net yards of offense, reaching 100 on the ground for the first time this season, while the defense only allowed one touchdown and two Arizona trips into the red zone.

Arizona got the ball first and established a 7-0 lead on an 11-play, 80-yard drive ending with a three-yard scoring run by RB **Alfonso Smith**. Upon getting the ball back, QB **Drew Brees** quickly got the Saints on the scoreboard, engineering an eight-play, 80-yard drive that ended with a 27-yard touchdown pass to WR **Robert Meachem**. There would then be no scoring until near the end of the first half on a 16-yard pass play from Brees to TE **Jimmy Graham** that gave the Saints a 14-7 halftime lead.

The Saints got the ball coming out of the half and Brees was intercepted by Arizona S **Tyrann Mathieu**, but when Arizona got the ball New Orleans rookie DE **Glenn Foster** sacked QB **Carson Palmer** on third down to force a punt. Eight plays later, K **Garrett Hartley**'s 31-yard field goal gave the Saints a 17-7 lead. The Saints defense then forced a three-and-out and RB **Darren Sproles** had a 21-yard punt return. Brees would scramble seven yards in for New Orleans' first rushing touchdown of the year and a 24-7 lead.

On the Cardinals' next drive, rookie S **Kenny Vaccaro** returned a Palmer pass 29 yards and the next drive would end with Brees hitting Graham for a seven-yard touchdown, the final of New Orleans' 31 consecutive unanswered points. Graham finished the day with nine receptions for 134 yards and two scoring grabs. Brees completed 29-of-46 passes for 342 yards and three TDs.

SAINTS–CARDINALS GAME SUMMARY

Arizona Cardinals	**7**	**0**	**0**	**0**	**-**	**7**
New Orleans Saints	**7**	**7**	**3**	**14**	**-**	**31**

Team	Qtr	Time	Play Description (Extra Point) (Drive Info)	V-H
ARZ	1	9:13	Smith 3 run (Feely kick) (11-80, 5:47)	7-0
NO	1	5:28	Meachem 27 pass from Brees (Hartley kick) (8-80, 3:45)	7-7
NO	2	2:52	Graham 16 pass from Brees (Hartley kick) (6-58, 2:16)	7-14
NO	3	4:03	Hartley 31 FG (8-67, 3:48)	7-17
NO	4	14:42	Brees 7 run (Hartley kick) (7-39, 2:18)	7-24
NO	4	5:25	Graham 7 pass from Brees (Hartley kick) (12-63, 6:31)	7-31

FIELD GOALS (made () and missed)
ARZ: None
NO: Hartley (31)

3 vs. Arizona

ARIZONA CARDINALS

RUSHING	ATT	YDS	AVG	LG	TD
Mendenhall	9	29	3.2	6	0
Smith	3	27	9.0	21	1
Ellington	3	19	6.3	14	0
Peterson	1	11	11.0	11	0
Total	16	86	5.4	21	1

PASSING	ATT	CMP	YDS	SK/YD	TD	LG	INT
Palmer	35	18	187	4/26	0	26	2
Total	35	18	187	4/26	0	26	2

RECEIVING	NO	YDS	AVG	LG	TD
Fitzgerald	5	64	12.8	26	0
Floyd	4	49	12.3	20	0
Ellington	3	36	12.0	17	0
Housler	1	13	13.0	13	0
Mendenhall	1	12	12.0	12	0
Smith	1	7	7.0	7	0
Roberts	1	6	6.0	6	0
Taylor	1	2	2.0	2	0
Peterson	1	-2	-2.0	-2	0
Total	18	187	10.4	26	0

INT	NO	YDS	AVG	LG	TD
Mathieu	1	0	0.0	0	0
Total	1	0	0.0	0	0

PUNTING	NO	YDS	AVG	TB	I20	LG
Zastudil	8	326	40.8	1	4	60
Total	8	326	40.8	1	4	60

PT RET	NO	YDS	AVG	FC	LG	TD
Peterson	2	15	7.5	1	8	0
Total	2	15	7.5	1	8	0

KO RET	NO	YDS	AVG	FC	LG	TD
Arenas	2	66	33.0	0	46	0
Ellington	1	21	21.0	0	21	0
Total	3	87	29.0	0	46	0

NEW ORLEANS SAINTS

RUSHING	ATT	YDS	AVG	LG	TD
Robinson	4	38	9.5	21	0
Thomas	11	28	2.5	11	0
Brees	6	21	3.5	13	1
Sproles	3	17	5.7	15	0
Total	24	104	4.3	21	1

PASSING	ATT	CMP	YDS	SK/YD	TD	LG	INT
Brees	46	29	342	4/23	3	29	1
Total	46	29	342	4/23	3	29	1

RECEIVING	NO	YDS	AVG	LG	TD
Graham	9	134	14.9	29	2
Thomas	6	39	6.5	16	0
Colston	5	71	14.2	24	0
Sproles	4	39	9.8	13	0
Meachem	2	34	17.0	27t	1
Watson	1	14	14.0	14	0
Moore	1	6	6.0	6	0
Collins	1	5	5.0	5	0
Total	29	342	11.8	29	3

INT	NO	YDS	AVG	LG	TD
Vaccaro	1	29	29.0	29	0
Lewis	1	20	20.0	20	0
Total	2	49	24.5	29	0

PUNTING	NO	YDS	AVG	TB	I20	LG
Morstead	4	198	49.5	0	0	58
Total	4	198	49.5	0	0	58

PT RET	NO	YDS	AVG	FC	LG	TD
Sproles	3	53	17.7	2	28	0
Total	3	53	17.7	2	28	0

KO RET	NO	YDS	AVG	FC	LG	TD
Total	0	0	---	0	---	0

TEAM STATISTICS	ARZ	NO
TOTAL FIRST DOWNS	16	27
By Rushing	6	9
By Passing	9	17
By Penalty	1	1
3rd DOWN EFFICIENCY	5-13-38%	7-13-54%
4th DOWN EFFICIENCY	0-0-0%	0-0-0%
TOTAL NET YARDS	247	423
Total Plays	55	74
Avg. Per Play	4.5	5.7
NET YARDS RUSHING	86	104
Total Rushes	16	24
Avg. Per Play	5.4	4.3
Tackles For Loss-Yards	0-0	5-11
NET YARDS PASSING	161	319
Sacked-Yards Lost	4-26	4-23
Gross Yards	187	342
PASSING: Att.-Comp.-INT	35-18-2	46-29-1
Avg. Per Play	4.1	6.4
KICKOFFS: No.-In EZ-Touchbacks	2-2-2	6-4-3
PUNTS: No.-Avg.	8-40.8	4-49.5
Had Blocked	0	0

TEAM STATISTICS	ARZ	NO
FGs-PATs HAD BLOCKED	0-0	0-0
Net Punting Avg.	31.6	45.8
TOTAL RETURN YARDAGE	15	102
No. and Yards Punt Returns	2-15	3-53
No. and Yards Kickoff Returns	3-87	0-0
No. and Yards Interception Returns	1-0	2-49
PENALTIES: No.-Yds.	3-18	4-30
FUMBLES: No.-Lost	1-0	0-0
TOUCHDOWNS	1	4
Rushing	1	1
Passing	0	3
EXTRA POINTS: Made-Att.	1-1	4-4
Kicking: Made-Att.	1-1	4-4
FIELD GOALS: Made-Att.	0-0	1-1
RED ZONE EFFICIENCY	1-2-50%	3-5-60%
GOAL-TO-GO EFFICIENCY	1-1-100%	1-1-100%
SAFETIES	0	0
FINAL SCORE	7	31
TIME OF POSSESSION	24:29	35:31



GAME **4**

VS.



MIAMI

SAINTS: 38 DOLPHINS: 17
MERCEDES-BENZ SUPERDOME
NEW ORLEANS, LA. - 9/30/13
ATTENDANCE: 73,118
TIME: 3:09

GAME NOTES

New Orleans won the battle of time of possesion, holding the ball for 33:49, including a 10-play drive at the start of the fourth quarter that ended at the Miami 10-yard line that chewed 6:33 off the clock, finishing with a field goal.

QB Drew Brees had 30 completions on 39 attempts for 413 yards and four touchdowns, as he passed for 300 yards for the ninth consecutive game, tying his nine-game run between 2011 and 2012 for the longest streak in NFL history.

QB **Drew Brees** had his ninth consecutive contest throwing for 300 yards, tying his own NFL record, as he tossed for 413 to lead New Orleans to a 38-17 win over Miami. The Saints controlled the ball for over 33 minutes in the game.

New Orleans got the ball first and took a 7-0 lead they would not relinquish on a five-yard touchdown pass from Brees to RB **Darren Sproles**. On Miami's first drive, the Dolphins struck back with a 34-yard field goal by K **Caleb Sturgis** for all the scoring that would take place in the first quarter.

The second quarter belonged to New Orleans' passing attack, as Brees hooked up with TE **Jimmy Graham** and Sproles on scoring strikes. Graham's took place off of a turnover where ILB **Curtis Lofton** forced Dolphins QB **Ryan Tannehill** to fumble and it was picked up by S **Rafael Bush**. Sproles' TD happened after CB **Jabari Greer** picked off Tannehill and returned it 22 yards to the Miami 23-yard line.

Brees put the game away in the third quarter on scoring passes to Graham and TE **Benjamin Watson**, his first touchdown as a Saint.

In his most impressive performance of the season, Brees completed 30-of-39 passes for 413 yards with four touchdowns, zero interceptions and a 144.5 passer rating as he was named NFC Offensive Player of the Week. Graham finished with four receptions for 100 yards with two TDs, as he became the first tight end to capture NFC Offensive Player of the Month honors, wrapping up a month where he posted 27 catches for 458 yards with two touchdowns. Sproles tied for the team lead in receiving with seven grabs for 114 yards as part of a day where he posted a season-high 222 all-purpose yards. WR **Marques Colston** led the wide receivers with seven receptions for 96 yards.

An aggressive pass rush posted four sacks to go with interceptions by Greer, CB **Chris Carr** and ILB **Will Herring**.

SAINTS–DOLPHINS GAME SUMMARY

Miami Dolphins	3	7	0	7	-	17
New Orleans Saints	7	14	14	3	-	38

Team	Qtr	Time	Play Description (Extra Point) (Drive Info)	V-H
NO	1	11:52	Sproles 5 run (Hartley kick) (6-82, 3:08)	0-7
MIA	1	7:16	Sturgis 34 FG (9-67, 4:36)	3-7
NO	2	8:01	Graham 27 pass from Brees (Hartley kick) (7-62, 3:47)	3-14
MIA	2	3:35	Miller 5 run (Sturgis kick) (8-81, 4:26)	10-14
NO	2	0:55	Sproles 13 pass from Brees (Hartley kick) (4-23, 0:28)	10-21
NO	3	9:44	Watson 4 pass from Brees (Hartley kick) (8-59, 4:23)	10-28
NO	3	8:12	Graham 43 pass from Brees (Hartley kick) (1-43, 0:08)	10-35
MIA	4	13:48	Clay 3 pass from Tannehill (Sturgis kick) (9-67, 4:05)	17-35
NO	4	7:15	Hartley 29 FG (10-69, 6:33)	17-38

FIELD GOALS (made () and missed)
MIA: Sturgis (34)
NO: Hartley 43 WL (29)

4 vs. Miami

MIAMI DOLPHINS

RUSHING	ATT	YDS	AVG	LG	TD
Miller	11	62	5.6	20	1
Tannehill	4	48	12.0	26	0
D. Thomas	4	5	1.3	4	0
					0
Total	19	115	6.1	26	1

PASSING	ATT	CMP	YDS	SK/YD	TD	LG	INT
Tannehill	35	22	249	4/33	1	50	3
Total	35	22	249	4/33	1	50	3

RECEIVING	NO	YDS	AVG	LG	TD
Gibson	6	71	11.8	28	0
Clay	6	42	7.0	14	1
Hartline	3	34	11.3	13	0
Wallace	3	24	8.0	10	0
Thigpen	1	50	50.0	50	0
Matthews	1	21	21.0	21	0
Miller	1	6	6.0	6	0
D. Thomas	1	1	1.0	1	0
Total	22	249	11.3	50	1

INT	NO	YDS	AVG	LG	TD
Total	0	0	---	---	0

PUNTING	NO	YDS	AVG	TB	I20	LG
Fields	4	208	52.0	1	0	57
Total	4	208	52.0	1	0	57

PT RET	NO	YDS	AVG	FC	LG	TD
Thigpen	1	5	5.0	0	5	0
Total	1	5	5.0	0	5	0

KO RET	NO	YDS	AVG	FC	LG	TD
Thigpen	3	68	22.7	0	28	0
Total	3	68	22.7	0	28	0

NEW ORLEANS SAINTS

RUSHING	ATT	YDS	AVG	LG	TD
Robinson	12	37	3.1	11	0
Sproles	4	28	7.0	18	1
Brees	4	2	0.5	5	0
Thomas	4	1	0.3	3	0
Total	24	68	2.8	18	1

PASSING	ATT	CMP	YDS	SK/YD	TD	LG	INT
Brees	39	30	413	2/16	4	48	0
Total	39	30	413	2/16	4	48	0

RECEIVING	NO	YDS	AVG	LG	TD
Sproles	7	114	16.3	48	1
Colston	7	96	13.7	21	0
Thomas	5	37	7.4	21	0
Graham	4	100	25.0	43t	2
Stills	4	38	9.5	18	0
Toon	1	18	18.0	18	0
Collins	1	6	6.0	6	0
Watson	1	4	4.0	4t	1
Total	30	413	13.8	48	4

INT	NO	YDS	AVG	LG	TD
Greer	1	22	22.0	22	0
Herring	1	6	6.0	6	0
Carr	1	0	0.0	0	0
Total	3	28	9.3	22	0

PUNTING	NO	YDS	AVG	TB	I20	LG
Morstead	3	142	47.3	0	1	49
Total	3	142	47.3	0	1	49

PT RET	NO	YDS	AVG	FC	LG	TD
Sproles	3	44	14.7	0	18	0
Total	3	44	14.7	0	18	0

KO RET	NO	YDS	AVG	FC	LG	TD
Sproles	2	36	18.0	0	24	0
Total	2	36	18.0	0	24	0

TEAM STATISTICS	MIA	NO
TOTAL FIRST DOWNS	19	23
By Rushing	5	4
By Passing	13	18
By Penalty	1	1
3rd DOWN EFFICIENCY	3-9-33%	6-13-46%
4th DOWN EFFICIENCY	0-0-0%	0-0-0%
TOTAL NET YARDS	331	465
Total Plays	58	65
Avg. Per Play	5.7	7.2
NET YARDS RUSHING	115	68
Total Rushes	19	24
Avg. Per Play	6.1	2.8
Tackles For Loss-Yards	2-3	5-14
NET YARDS PASSING	216	397
Sacked-Yards Lost	4-33	2-16
Gross Yards	249	413
PASSING: Att.-Comp.-INT	35-22-3	39-30-0
Avg. Per Play	5.5	9.7
KICKOFFS: No.-In EZ-Touchbacks	4-3-2	7-6-4
PUNTS: No.-Avg.	4-52.0	3-47.3
Had Blocked	0	0

TEAM STATISTICS	MIA	NO
FGs-PATs HAD BLOCKED	0-0	0-0
Net Punting Avg.	36.0	45.7
TOTAL RETURN YARDAGE	5	72
No. and Yards Punt Returns	1-5	3-44
No. and Yards Kickoff Returns	3-68	2-36
No. and Yards Interception Returns	0-0	3-28
PENALTIES: No.-Yds.	5-25	6-45
FUMBLES: No.-Lost	1-1	1-1
TOUCHDOWNS	2	5
Rushing	1	1
Passing	1	4
EXTRA POINTS: Made-Att.	2-2	5-5
Kicking: Made-Att.	2-2	5-5
FIELD GOALS: Made-Att.	1-1	1-2
RED ZONE EFFICIENCY	2-3-67%	3-4-75%
GOAL-TO-GO EFFICIENCY	2-2-100%	2-2-100%
SAFETIES	0	0
FINAL SCORE	17	38
TIME OF POSSESSION	26:11	33:49



GAME **5** AT

CHICAGO

SAINTS: 26 BEARS: 18
SOLDIER FIELD
CHICAGO, IL. - 10/13/13
ATTENDANCE: 62,361
TIME: 3:03

GAME NOTES

The victory marked New Orleans' first win over the Bears at Soldier Field since an October 8, 2000 31-10 triumph.

In an impressive return to his hometown, RB Pierre Thomas had nine receptions for 55 yards with two touchdowns and 36 yards rushing.

TE Jimmy Graham posted 10 receptions for 135 yards, his fourth consecutive 100-yard performance, tying an NFL record for a tight end.

Finishing games has always been a point of emphasis for the Saints under Head Coach **Sean Payton**. This came to fruition with the Saints' first win at Soldier Field since 2000 in a 26-18 win over the Chicago Bears.

Behind yet another strong performance by the defense and some timely throws by QB **Drew Brees**, New Orleans improved to 5-0 and handed the Bears their second loss of the season.

New Orleans took the early lead when K **Garrett Hartley** kicked a 47-yard field goal. The Saints would score again less than two minutes later when Hartley drilled a 19-yard kick. The field goal was set up by a fumble recovery on the Bears's second possession by DE **Cameron Jordan**.

The Saints then forced the Bears to punt three consecutive times heading into the second quarter. Following the third punt, New Orleans would extend the led to 13-0 on a two-yard pass from Brees to RB **Pierre Thomas**. Chicago would subsuqently get on the scorboard following a three-yard scoring toss from QB **Jay Cutler** to WR **Alshon Jeffery**. However Brees and Thomas would connect again on a 25-yard strike to give New Orleans a 20-7 halftime lead.

The Saints continued their steady offensive approach in the second half, driving 60 yards on 13 plays to start the third quarter with Hartley ending the march with a 36-yard field goal to give New Orleans a 23-7 lead. Chicago would drive for a field goal on their next possession to cut the deficit to 23-10 heading into the final quarter.

Late in the fourth quarter, New Orleans took advantage of a fourth down neutral zone infraction on Chicago and converted another key third down to add another field goal. Chicago scored another touchdown and had a two-point conversion with 2:11 left, but would run out of time.

SAINTS–BEARS GAME SUMMARY

New Orleans Saints	**6**	**14**	**3**	**3**	**-**	**26**
Chicago Bears	**0**	**7**	**3**	**8**	**-**	**18**

Team	Qtr	Time	Play Description (Extra Point) (Drive Info)	V-H
NO	1	7:38	Hartley 47 FG (10-39, 5:23)	3-0
NO	1	6:00	Hartley 19 FG (4-5, 1:27)	6-0
NO	2	5:57	Thomas 2 pass from Brees (Hartley kick) (6-72, 3:22)	13-0
CHI	2	2:41	Jeffery 3 pass from Cutler (Gould kick) (7-80, 3:16)	13-7
NO	2	0:23	Thomas 25 pass from Brees (Hartley kick) (7-71, 2:18)	20-7
NO	3	8:03	Hartley 36 FG (13-60, 6:57)	23-7
CHI	3	4:56	Gould 27 FG (9-71, 3:07)	23-10
NO	4	3:01	Hartley 48 FG (12-44, 5:39)	26-10
CHI	4	2:11	Marshall 2 pass from Cutler (Forte run) (4-82, 0:50)	26-18

FIELD GOALS (made () and missed)
NO: Hartley (47) (19) (36) (48) **CHI:** Gould (27)

5 @ Chicago

NEW ORLEANS SAINTS

RUSHING	ATT	YDS	AVG	LG	TD
Thomas	19	36	1.9	9	0
Collins	3	11	3.7	5	0
Sproles	3	10	3.3	5	0
Robinson	3	9	3.0	8	0
Brees	1	-2	-2.0	-2	0
Total	29	64	2.2	9	0

PASSING	ATT	CMP	YDS	SK/YD	TD	LG	INT
Brees	35	29	288	1/5	2	38	0
Total	35	29	288	1/5	2	38	0

RECEIVING	NO	YDS	AVG	LG	TD
Graham	10	135	13.5	38	0
Thomas	9	55	6.1	25t	2
Collins	4	17	4.3	8	0
Sproles	3	31	10.3	19	0
Colston	2	15	7.5	9	0
Toon	1	35	35.0	35	0
Total	29	288	9.9	38	2

INT	NO	YDS	AVG	LG	TD
Total	0	0	---	---	0

PUNTING	NO	YDS	AVG	TB	I20	LG
Morstead	4	195	48.8	1	1	56
Total	4	195	48.8	1	1	56

PT RET	NO	YDS	AVG	FC	LG	TD
Sproles	1	2	2.0	1	2	0
Total	1	2	2.0	1	2	0

KO RET	NO	YDS	AVG	FC	LG	TD
Sproles	2	38	19.0	0	19	0
Total	2	38	19.0	0	19	0

CHICAGO BEARS

RUSHING	ATT	YDS	AVG	LG	TD
Forte	12	55	4.6	14	0
Cutler	4	27	6.8	12	0
M. Bush	2	12	6.0	7	0
Total	18	94	5.2	14	0

PASSING	ATT	CMP	YDS	SK/YD	TD	LG	INT
Cutler	33	24	358	3/18	2	58	0
Total	33	24	358	3/18	2	58	0

RECEIVING	NO	YDS	AVG	LG	TD
Jeffery	10	218	21.8	58	1
M. Bennett	5	56	11.2	18	0
Forte	4	40	10.0	15	0
Marshall	4	30	7.5	12	1
E. Bennett	1	14	14.0	14	0
Total	24	358	14.9	58	2

INT	NO	YDS	AVG	LG	TD
Total	0	0	---	---	0

PUNTING	NO	YDS	AVG	TB	I20	LG
Podlesh	4	181	45.3	0	1	54
Total	4	181	45.3	0	1	54

PT RET	NO	YDS	AVG	FC	LG	TD
Hester	1	17	17.0	0	17	0
Total	1	17	17.0	0	17	0

KO RET	NO	YDS	AVG	FC	LG	TD
Hester	2	49	24.5	0	26	0
Total	2	49	24.5	0	26	0

TEAM STATISTICS	NO	CHI
TOTAL FIRST DOWNS	17	20
By Rushing	5	4
By Passing	11	16
By Penalty	1	0
3rd DOWN EFFICIENCY	6-16-38%	4-10-40%
4th DOWN EFFICIENCY	1-1-100%	0-1-0%
TOTAL NET YARDS	347	434
Total Plays	65	54
Avg. Per Play	5.3	8.0
NET YARDS RUSHING	64	94
Total Rushes	29	18
Avg. Per Play	2.2	5.2
Tackles For Loss-Yards	5-13	1-1
NET YARDS PASSING	283	340
Sacked-Yards Lost	1-5	3-18
Gross Yards	288	358
PASSING: Att.-Comp.-INT	35-29-0	33-24-0
Avg. Per Play	7.9	9.4
KICKOFFS: No.-In EZ-Touchbacks	7-6-5	4-1-1
PUNTS: No.-Avg.	4-48.8	4-45.3
Had Blocked	0	0

TEAM STATISTICS	NO	CHI
FGs-PATs HAD BLOCKED	0-0	0-0
Net Punting Avg.	39.5	44.8
TOTAL RETURN YARDAGE	2	17
No. and Yards Punt Returns	1-2	1-17
No. and Yards Kickoff Returns	2-38	2-49
No. and Yards Interception Returns	0-0	0-0
PENALTIES: No.-Yds.	2-10	6-43
FUMBLES: No.-Lost	1-0	2-1
TOUCHDOWNS	2	2
Rushing	0	0
Passing	2	2
EXTRA POINTS: Made-Att.	2-2	2-2
Kicking: Made-Att.	2-2	1-1
Rushing: Made-Att.	0-0	1-1
FIELD GOALS: Made-Att.	4-4	1-1
RED ZONE EFFICIENCY	1-3-33%	2-3-67%
GOAL-TO-GO EFFICIENCY	1-2-50%	1-2-50%
SAFETIES	0	0
FINAL SCORE	26	18
TIME OF POSSESSION	36:00	24:00



GAME 6 AT

NEW ENGLAND

PATRIOTS: 30 SAINTS: 27
GILLETTE STADIUM
FOXBOROUGH, MA. - 10/13/13
ATTENDANCE: 68,756
TIME: 3:15

GAME NOTES

ILB Curtis Lofton led the Saints in tackles with 12 stops (nine solo) and added a sack of Patriots QB Tom Brady.

The New Orleans defense allowed the Patriots offense to convert only 5-of-15 third down attempts (33.3%).

Rookie RB Khiry Robinson led the Saints in rushing with seven carries for a career-high 53 yards and he also scored his first career rushing touchdown in the third quarter to tie the contest.

After digging themselves an early hole in the first half, the New Orleans Saints were on the verge of completing a crucial comeback win at Gillette Stadium against the Patriots. But New England QB **Tom Brady's** 17-yard touchdown pass to WR **Kenbrell Thompkins** with five seconds remaining gave the Patriots a narrow 30-27 win.

New Orleans had stormed back from a 17-7 halftime deficit to take a 24-23 lead in the fourth quarter on the strength of a 34-yard touchdown pass from QB **Drew Brees** to WR **Kenny Stills**. Following a New England three-and-out, K **Garrett Hartley** booted a 39-yard field goal to give New Orleans a 27-23 edge. It appeared that the game was going to be closed out on the next play when CB **Keenan Lewis** picked off Brady at the New Orleans 30-yard line with 2:16 left.

However the Saints were not able to convert a first down, which would have allowed the team to run out the clock and New England got the ball back following the punt at their 30. Brady quickly completed three straight passes to advance the Patriots to the New Orleans 26. Following two consecutive incompletions, the Patriots signal-caller completed a nine-yard throw to WR **Austin Collie**. After Brady spiked the ball with 11 seconds left, he then found Thompkins in the end zone to drop the 5-1 Saints from the ranks of the undefeated.

Brees ended the day completing 17-of-36 passes for 236 yards, two touchdown passes and one interception, with RB **Darren Sproles** catching six passes for 5 yards, Stills reeling in three passes for 64 yards and TE **Benjamin Watson** reeling in three passes for 61 yards against his former team. Rookie RB **Khiry Robinson** led the Saints in rushing with 53 yards on seven carries while RB **Pierre Thomas** added 11 carries for 51 yards.

SAINTS–PATRIOTS GAME SUMMARY

New Orleans Saints	**7**	**0**	**10**	**10**	**-**	**27**
New England Patriots	**3**	**14**	**3**	**10**	**-**	**30**

Team	Qtr	Time	Play Description (Extra Point) (Drive Info)	V-H
NE	1	9:54	Gostkowski 35 FG (14-60, 5:06)	0-3
NO	1	1:46	Cadet 3 pass from Brees (Hartley kick) 9-73, 5:23)	7-3
NE	2	13:00	Ridley 1 run (Gostkowski kick) (9-80, 3:46)	7-10
NE	2	7:36	Ridley 4 run (Gostkowski kick) (12-66, 4:52)	7-17
NO	3	11:27	Hartley 28 FG (8-70, 3:33)	10-17
NO	3	6:19	Robinson 3 run (Hartley kick) (9-67, 4:07)	17-17
NE	3	1:36	Gostkowski 54 FG (12-55, 4:43)	17-20
NE	4	8:34	Gostkowski 23 FG (7-15, 3:36)	17-23
NO	4	3:29	Stills 34 pass from Brees (Hartley kick) (10-81, 5:05)	24-23
NO	4	2:24	Hartley 39 FG (4-3, 0:22)	27-23
NE	4	0:05	Thompkins 17 pass from Brady (Gostkowski kick) (8-70, 1:08)	27-30

FIELD GOALS (made () and missed)
NO: Hartley (28) (39)
NE: Gostkowski (35) (54) (23)

6 @ New England

NEW ORLEANS SAINTS

RUSHING	ATT	YDS	AVG	LG	TD
Robinson	7	53	7.6	20	1
Thomas	11	51	4.6	13	0
Sproles	5	15	3.0	6	0
Brees	2	11	5.5	16	0
Collins	1	1	1.0	1	0
Total	26	131	5.0	20	1

PASSING	ATT	CMP	YDS	SK/YD	TD	LG	INT
Brees	36	17	236	1/6	2	34t	1
Total	36	17	236	1/6	2	34t	1

RECEIVING	NO	YDS	AVG	LG	TD
Sproles	6	58	9.7	19	0
Stills	3	64	21.3	34t	1
Watson	3	61	20.3	32	0
Thomas	1	29	29.0	29	0
Colston	1	11	11.0	11	0
Toon	1	7	7.0	7	0
Cadet	1	3	3.0	3t	1
Collins	1	3	3.0	3	0
Total	17	236	13.9	34t	2

INT	NO	YDS	AVG	LG	TD
Lewis	1	0	0.0	0	0
Total	1	0	0.0	0	0

PUNTING	NO	YDS	AVG	TB	I20	LG
Morstead	6	268	44.7	0	2	54
Total	6	268	44.7	0	2	54

PT RET	NO	YDS	AVG	FC	LG	TD
Sproles	3	20	6.7	1	9	0
Total	3	20	6.7	1	9	0

KO RET	NO	YDS	AVG	FC	LG	TD
Sproles	2	41	20.5	0	21	0
Thomas	1	12	12.0	0	12	0
Total	3	53	17.7	0	21	0

NEW ENGLAND PATRIOTS

RUSHING	ATT	YDS	AVG	LG	TD
Ridley	20	96	4.8	19	2
Bolden	5	19	3.8	12	0
Brady	2	16	8.0	11	0
Blount	7	9	1.3	6	0
Amendola	1	1	1.0	1	0
Total	35	141	4.0	19	2

PASSING	ATT	CMP	YDS	SK/YD	TD	LG	INT
Brady	43	25	269	5/34	1	23	1
Total	43	25	269	5/34	1	23	1

RECEIVING	NO	YDS	AVG	LG	TD
Dobson	6	63	10.5	20	0
Edelman	5	57	11.4	23	0
Hoomanawanui	4	57	14.3	19	0
Thompkins	3	45	15.0	21	1
Collie	2	24	12.0	15	0
Bolden	2	9	4.5	5	0
Amendola	2	0	0.0	1	0
Ridley	1	14	14.0	14	0
Total	25	269	10.8	23	1

INT	NO	YDS	AVG	LG	TD
Arrington	1	5	5.0	5	0
Total	1	5	5.0	5	0

PUNTING	NO	YDS	AVG	TB	I20	LG
Allen	4	210	52.5	0	1	56
Total	4	210	52.5	0	1	56

PT RET	NO	YDS	AVG	FC	LG	TD
Edelman	3	9	3.0	2	12	0
Total	3	9	3.0	2	12	0

KO RET	NO	YDS	AVG	FC	LG	TD
Blount	2	51	25.5	0	29	0
Total	2	51	25.5	0	29	0

TEAM STATISTICS	NO	NE
TOTAL FIRST DOWNS	20	26
By Rushing	7	8
By Passing	13	15
By Penalty	0	3
3rd DOWN EFFICIENCY	5-14-36%	5-15-33%
4th DOWN EFFICIENCY	0-0-0%	1-3-33%
TOTAL NET YARDS	361	376
Total Plays	63	83
Avg. Per Play	5.7	4.5
NET YARDS RUSHING	131	141
Total Rushes	26	35
Avg. Per Play	5.0	4.0
Tackles For Loss-Yards	2-6	4-9
NET YARDS PASSING	230	235
Sacked-Yards Lost	1-6	5-34
Gross Yards	236	269
PASSING: Att.-Comp.-INT	36-17-1	43-25-1
Avg. Per Play	6.2	4.9
KICKOFFS: No.-In EZ-Touchbacks	6-6-4	7-6-4
PUNTS: No.-Avg.	6-44.7	4-52.5
Had Blocked	0	0

TEAM STATISTICS	NO	NE
FGs-PATs HAD BLOCKED	0-0	0-0
Net Punting Avg.	43.2	47.5
TOTAL RETURN YARDAGE	20	14
No. and Yards Punt Returns	3-20	3-9
No. and Yards Kickoff Returns	3-53	2-51
No. and Yards Interception Returns	1-0	1-5
PENALTIES: No.-Yds.	7-56	4-33
FUMBLES: No.-Lost	1-1	1-0
TOUCHDOWNS	3	3
Rushing	1	2
Passing	2	1
EXTRA POINTS: Made-Att.	3-3	3-3
Kicking: Made-Att.	3-3	3-3
FIELD GOALS: Made-Att.	2-2	3-3
RED ZONE EFFICIENCY	2-3-67%	3-5-60%
GOAL-TO-GO EFFICIENCY	2-2-100%	2-3-67%
SAFETIES	0	0
FINAL SCORE	27	30
TIME OF POSSESSION	28:09	31:51



GAME 7

VS.

BUFFALO

SAINTS: 35 BILLS: 17
MERCEDES-BENZ SUPERDOME
NEW ORLEANS, LA. - 10/27/13
ATTENDANCE: 72,405
TIME: 3:09

GAME NOTES

QB Drew Brees completed 26-of-34 passes for 332 yards with five touchdown throws and a 146.1 passer rating.

WR Kenny Stills was particularly productive with three catches for 129 yards and touchdown grabs of 69- and 42 yards.

TE Jimmy Graham played and was an effective red zone threat despite being hobbled by a foot injury suffered in week six and finished with three receptions for 37 yards with two touchdown grabs.

The Saints stormed back from a 10-7 deficit late in the second quarter to score two touchdowns in the final 3:43 of the first half to pull away and defeat the Bills. QB **Drew Brees** completed 26-of-34 passes for 332 yards with five TDs. He was named FedEx Air Player of the Week, and New Orleans improved to 10-0 when Brees posts a passer rating of 140 or better.

Brees wasn't alone in the firstworks as some of his top weapons made an impact. WR **Kenny Stills** had 129 yards on only three grabs with two touchdowns, including a 69-yard scoring reception and TE **Jimmy Graham** had two touchdown receptions. RB **Pierre Thomas** received the start and led the Black and Gold's rushing effort, carrying 14 times for 65 yards and also grabbing three receptions for 29 yards.

And the defense came up big by forcing three turnovers in the contest, two in the first quarter.

New orleans trailed 10-7 with 4:35 remaining in the first half.This deficit would quickly become a 21-10 halftime lead on Brees touchdown strikes to Stills and Graham.

After Brees added another touchdown pass to Graham midway through the third quarter, Buffalo cut the deficit at the start of the final period to 28-17 on a one-yard touchdown run by RB **Fred Jackson**.

The Bills would then force New Orleans to punt on their next drive and got the ball back at their one-yard line. However, the Saints defense responded, when CB **Keenan Lewis** intercepted a pass by Buffalo QB **Thad Lewis** at the New Orleans 37-yard line and returned the pick 12 yards to near midfield.

Brees then proceeded to engineer a six-play, 51-yard drive that ended with a 42-yard scoring pass to Stills, putting the outcome no longer in doubt.

With the win, New Orleans improved their record to 6-1, with the start ranking among the best in franchise history. The Saints were previously 13-0 in their Super Bowl XLIV Championship season of 2009, 9-1 in 1991, 7-1 in 1988 and 6-1 in 2002.

SAINTS–BILLS GAME SUMMARY

Buffalo Bills	**0**	**10**	**0**	**7**	**-**	**17**
New Orleans Saints	**7**	**14**	**7**	**7**	**-**	**35**

Team	Qtr	Time	Play Description (Extra Point) (Drive Info)	V-H
NO	1	4:44	Moore 15 pass from Brees (Hartley kick) (3-21, 1:21)	0-7
BUF	2	10:44	Johnson 13 pass from T. Lewis (Carpenter kick) (8-72, 4:07)	7-7
BUF	2	4:35	Carpenter 37 FG (9-43, 3:58)	10-7
NO	2	3:43	Stills 69 pass from Brees (Hartley kick) (2-86, 0:52)	10-14
NO	2	0:30	J. Graham 15 pass from Brees (Hartley kick) (9-77, 2:48)	10-21
NO	3	5:15	J. Graham 13 pass from Brees (Hartley kick) (6-57, 3:25)	10-28
BUF	4	14:20	Jackson 1 run (Carpenter kick) (12-80, 5:55)	17-28
NO	4	7:34	Stills 42 pass from Brees (Hartley kick) (6-51, 2:58)	17-35

FIELD GOALS (made () and missed)
BUF: Carpenter 50WR (37)
NO: Hartley 47WL 38 WL

7 vs. Buffalo

BUFFALO BILLS

RUSHING	ATT	YDS	AVG	LG	TD
Jackson	15	45	3.0	15	1
Choice	7	35	5.0	20	0
Lewis	2	5	2.5	3	0
Summers	1	3	3.0	3	0
Total	25	88	3.5	20	1

PASSING	ATT	CMP	YDS	SK/YD	TD	LG	INT
Lewis	39	22	234	4/23	1	26	1
Total	39	22	234	4/23	1	26	1

RECEIVING	NO	YDS	AVG	LG	TD
Chandler	7	72	10.3	22	0
Johnson	7	72	10.3	17	1
Goodwin	3	56	18.7	26	0
T. Graham	2	19	9.5	14	0
Jackson	2	8	4.0	5	0
Woods	1	7	7.0	7	0
Total	22	234	10.6	26	1

INT	NO	YDS	AVG	LG	TD
Total	0	0	0.0	0	0

PUNTING	NO	YDS	AVG	TB	I20	LG
Moorman	3	137	45.7	0	0	53
Total	3	137	45.7	0	0	53

PT RET	NO	YDS	AVG	FC	LG	TD
McKelvin	1	4	4.0	2	4	0
Total	1	4	4.0	2	4	0

KO RET	NO	YDS	AVG	FC	LG	TD
Total	0	0	0.0	0	0	0

NEW ORLEANS SAINTS

RUSHING	ATT	YDS	AVG	LG	TD
Thomas	14	65	4.6	13	0
Robinson	7	9	1.3	4	0
Stills	1	4	4.0	4	0
Brees	4	-1	-0.3	2	0
Total	26	77	3.0	13	0

PASSING	ATT	CMP	YDS	SK/YD	TD	LG	INT
Brees	34	26	332	4/23	5	69t	0
Total	34	26	332	4/23	5	69t	0

RECEIVING	NO	YDS	AVG	LG	TD
Sproles	4	0	0.0	7	0
Stills	3	129	43.0	69t	2
Watson	3	45	15.0	17	0
Graham	3	37	12.3	15t	2
Moore	3	34	11.3	15t	1
Thomas	3	29	9.7	17	0
Colston	3	18	6.0	6	0
Hill	2	17	8.5	9	0
Meachem	1	15	15.0	15	0
Collins	1	8	8.0	8	0
Total	26	332	12.8	69	5

INT	NO	YDS	AVG	LG	TD
Lewis	1	12	12.0	12	0
Total	1	12	12.0	12	0

PUNTING	NO	YDS	AVG	TB	I20	LG
Morstead	4	187	46.8	1	2	55
Total	4	187	46.8	1	2	55

PT RET	NO	YDS	AVG	FC	LG	TD
Sproles	1	0	0.0	2	0	0
Total	1	0	0.0	2	0	0

KO RET	NO	YDS	AVG	FC	LG	TD
Sproles	2	51	25.5	0	32	0
Total	2	51	25.5	0	32	0

TEAM STATISTICS	BUF	NO
TOTAL FIRST DOWNS	20	21
By Rushing	5	4
By Passing	13	14
By Penalty	2	3
3rd DOWN EFFICIENCY	5-13-38%	7-15-47%
4th DOWN EFFICIENCY	0-1-0%	1-1-100%
TOTAL NET YARDS	299	386
Total Plays	68	64
Avg. Per Play	4.4	6.0
NET YARDS RUSHING	88	77
Total Rushes	25	26
Avg. Per Play	3.5	3.0
Tackles For Loss-Yards	4-9	2-3
NET YARDS PASSING	211	309
Sacked-Yards Lost	4-23	4-23
Gross Yards	234	332
PASSING: Att.-Comp.-INT	39-22-1	34-26-0
Avg. Per Play	4.9	8.1
KICKOFFS: No.-In EZ-Touchbacks	4-4-2	6-6-6
PUNTS: No.-Avg.	3-45.7	4-46.8
Had Blocked	0	0

TEAM STATISTICS	BUF	NO
FGs-PATs HAD BLOCKED	0-0	0-0
Net Punting Avg.	45.7	40.8
TOTAL RETURN YARDAGE	4	12
No. and Yards Punt Returns	1-4	1-0
No. and Yards Kickoff Returns	0-0	2-51
No. and Yards Interception Returns	0-0	1-12
PENALTIES: No.-Yds.	6-45	8-59
FUMBLES: No.-Lost	4-2	0-0
TOUCHDOWNS	2	5
Rushing	1	0
Passing	1	5
EXTRA POINTS: Made-Att.	2-2	5-5
Kicking: Made-Att.	2-2	5-5
FIELD GOALS: Made-Att.	1-2	0-2
RED ZONE EFFICIENCY	2-3-67%	3-5-60%
GOAL-TO-GO EFFICIENCY	1-1-100%	0-0-0%
SAFETIES	0	0
FINAL SCORE	17	35
TIME OF POSSESSION	27:30	32:30



GAME **8** AT



NEW YORK JETS

JETS: 26 SAINTS: 20
METLIFE STADIUM
EAST RUTHERFORD, N.J. - 11/3/13
ATTENDANCE: 76,957
TIME: 3:09

GAME NOTES

Despite the loss, Saints outgained the Jets 447-371, but New Orleans lost the turnover battle to New York 2-0.

TE Jimmy Graham led all receivers with nine receptions for 116 yards with two TDs.

ILB Curtis Lofton led the Saints with a season-high 16 tackles (10 solo).

Following the New Orleans loss, the Saints-Jets series is now tied at 6-6.

The New Orleans Saints fell to the New York Jets, 26-20, in front of an announced crowd of 76.957 people at MetLife Stadium in East Rutherford, N.J. The loss dropped the Saints to 6-2 on the season.

Despite continuing to fight foot pain TE **Jimmy Graham** was the leading receiver in the game, recording nine receptions for 116 yards with two touchdowns, including an explosive 51-yard scoring grab. Through the midway point of the season, Graham had posted totals of 49 receptions for 746 yards with 10 touchdowns.

New Orleans would surrender 100 rushing yards to a player for the first time since week two, when former Saints RB **Chris Ivory** rushed 18 times for 139 yards and one touchdown.

Despite being in his rookie season, Jets QB **Geno Smith** made plays at the opportune times in facing off against New Orleans QB **Drew Brees**. Althought the Jets only converted four-of-14 (29%) third down conversions, Smith's successful rush on third-and-one in the second quarter set up a field goal, while a third down play in the third quarter resulted in a 44-yard completion to WR **Greg Salas** to set up a field goal to give the Jets a 23-14 lead.

New Orleans got back within striking distance in the third quarter on a drive that featured a 26-yard completion from Brees to RB **Pierre Thomas** and a 55-yard field goal to cut their deficit to 23-17.

However New York extended the lead to 26-17, early in the fourth quarter when Jets K **Nick Folk** drilled his fourth field goal. Despite another Saints field goal, the Jets ended the New Orleans' chances at a comeback when twice in the fourth quarter they stopped the New Orleans offense on downs.

SAINTS–JETS GAME SUMMARY

New Orleans Saints	**7**	**7**	**3**	**3**	**-**	**20**
New York Jets	**3**	**17**	**3**	**3**	**-**	**26**

Team	Qtr	Time	Play Description (Extra Point) (Drive Info)	V-H
NYJ	1	5:41	Folk 39 FG (5-27, 1:53)	0-3
NO	2	2:45	Graham 51 pass from Brees (Hartley kick) (6-81, 2:56)	7-3
NYJ	2	10:04	Folk 21 FG (11-93, 4:56)	7-6
NO	2	7:51	Graham 10 pass from Brees (Hartley kick) (5-80, 2:13)	14-6
NYJ	2	2:39	Ivory 3 run (Folk kick) (8-61, 5:12)	14-13
NYJ	2	0:37	G. Smith 3 run (Folk kick) (5-39, 1:35)	14-20
NYJ	3	11:57	Folk 47 FG (7-50, 3:03)	14-23
NO	3	1:46	Hartley 55 FG (9-34, 5:00)	17-23
NYJ	4	11:56	Folk 45 FG (8-53, 4:50)	17-26
NO	4	3:06	Hartley 43 FG (11-60, 3:06)	20-26

FIELD GOALS (made () and missed)
NO: Hartley 43WL (55) (43)
NYJ: Folk (39) (21) (47) (45)

8 @ New York Jets

NEW ORLEANS SAINTS

RUSHING	ATT	YDS	AVG	LG	TD
Thomas	6	24	4.0	9	0
Ingram	4	19	4.8	13	0
Collins	1	7	7.0	7	0
Brees	1	-1	-1.0	-1	0
Hill	1	-8	-8.0	-8	0
Total	13	41	3.2	13	0

PASSING	ATT	CMP	YDS	SK/YD	TD	LG	INT
Brees	51	30	382	2/16	2	60	2
Total	51	30	382	2/16	2	60	2

RECEIVING	NO	YDS	AVG	LG	TD
Graham	9	116	12.9	51t	2
Thomas	7	66	9.4	26	0
Moore	6	70	11.7	25	0
Meachem	4	93	23.3	60	0
Stills	3	35	11.7	19	0
Sproles	1	2	2.0	2	0
Total	30	382	12.7	60	2

INT	NO	YDS	AVG	LG	TD
Total	0	0	0.0	0	0

PUNTING	NO	YDS	AVG	TB	I20	LG
Morstead	2	82	41.0	0	2	47
Total	2	82	41.0	0	2	47

PT RET	NO	YDS	AVG	FC	LG	TD
Moore	0	0	0.0	3	0	0
Total	0	0	0.0	3	0	0

KO RET	NO	YDS	AVG	FC	LG	TD
Cadet	3	61	20.3	0	22	0
Total	3	61	20.3	0	22	0

NEW YORK JETS

RUSHING	ATT	YDS	AVG	LG	TD
Ivory	18	139	7.7	52	1
Powell	9	29	3.2	9	0
Smith	6	18	3.0	6	1
Cribbs	3	12	4.0	9	0
Total	36	198	5.5	52	2

PASSING	ATT	CMP	YDS	SK/YD	TD	LG	INT
Smith	19	8	115	2/0	0	44	0
Cribbs	1	1	25	0/0	0	25	0
Total	20	9	140	2/0	0	44	0

RECEIVING	NO	YDS	AVG	LG	TD
Salas	2	57	28.5	44	0
Sudfeld	2	46	23.0	25	0
Cribbs	2	6	3.0	5	0
Nelson	1	19	19.0	19	0
Bohanon	1	11	11.0	11	0
Kerley	1	1	1.0	1	0
Total	9	140	15.6	44	0

INT	NO	YDS	AVG	LG	TD
Davis	1	0	0.0	0	0
Cromartie	1	0	0.0	0	0
Total	2	0	0.0	0	0

PUNTING	NO	YDS	AVG	TB	I20	LG
Quigley	5	222	44.4	0	2	51
Total	5	222	44.4	0	2	51

PT RET	NO	YDS	AVG	FC	LG	TD
Total	0	0	0.0	0	0	0

KO RET	NO	YDS	AVG	FC	LG	TD
Cribbs	5	134	26.8	0	42	0
Total	5	134	26.8	0	42	0

TEAM STATISTICS	NO	NYJ
TOTAL FIRST DOWNS	23	14
By Rushing	4	8
By Passing	16	6
By Penalty	3	0
3rd DOWN EFFICIENCY	3-11-27%	4-14-29%
4th DOWN EFFICIENCY	1-3-33%	0-0-0%
TOTAL NET YARDS	407	338
Total Plays	66	58
Avg. Per Play	6.2	5.8
NET YARDS RUSHING	41	198
Total Rushes	13	36
Avg. Per Play	3.2	5.5
Tackles For Loss-Yards	2-9	5-7
NET YARDS PASSING	366	140
Sacked-Yards Lost	2-16	2-0
Gross Yards	382	140
PASSING: Att.-Comp.-INT	51-30-2	20-9-0
Avg. Per Play	6.9	6.4
KICKOFFS: No.-In EZ-Touchbacks	5-3-0	7-5-4
PUNTS: No.-Avg.	2-41.0	5-44.4
Had Blocked	0	0

TEAM STATISTICS	NO	NYJ
FGs-PATs HAD BLOCKED	0-0	0-0
Net Punting Avg.	41.0	44.4
TOTAL RETURN YARDAGE	0	0
No. and Yards Punt Returns	0-0	0-0
No. and Yards Kickoff Returns	3-61	5-134
No. and Yards Interception Returns	0-0	2-0
PENALTIES: No.-Yds.	9-59	8-62
FUMBLES: No.-Lost	1-0	0-0
TOUCHDOWNS	2	2
Rushing	0	2
Passing	2	0
EXTRA POINTS: Made-Att.	2-2	2-2
Kicking: Made-Att.	2-2	2-2
FIELD GOALS: Made-Att.	2-3	4-4
RED ZONE EFFICIENCY	1-1-100%	2-4-50%
GOAL-TO-GO EFFICIENCY	1-1-100%	1-3-33%
SAFETIES	0	0
FINAL SCORE	20	26
TIME OF POSSESSION	29:32	30:28



GAME 9

VS.



DALLAS

SAINTS: 49 COWBOYS: 17
MERCEDES-BENZ SUPERDOME
NEW ORLEANS, LA. - 11/10/13
ATTENDANCE: 73,018
TIME: 3:13

GAME NOTES

An aggressive pass rush was led by sacks from DE Glenn Foster, OLB Parys Haralson and DE Tom Johnson.

QB Drew Brees completed 34-of-41 passes for 392 yards, four touchdown throws and a 139.0 passer rating as he was named NFC Offensive Player of the Week.

WR Marques Colston tied for the team lead in receiving with seven grabs for a game-high 107 yards and one touchdown.

The Saints rebounded from a second quarter 10-7 deficit against the Cowboys to match their win total of 2012 through only nine games after sterling performances from QB **Drew Brees** and several of his top skill players.

Brees completed 34-of-41 passes for 392 yards, four touchdowns and a 139.0 passer rating as he would be named NFC Offensive Player of the Week. His first scoring strike went to WR **Marques Colston**, who had seven catches for a game-high 107 yards. RB **Mark Ingram** carried 14 times for a career-high 145 yards with one TD.

After Dallas got out to the 10-7 lead, the Saints got the ball back and Brees led them down the field on a 15-play, 80-yard drive that ended with a one-yard scoring throw to RB **Pierre Thomas** to give the Black and Gold the lead for good.

The Saints would reach the endzone again and increase their lead to 21-10 when RB **Darren Sproles** rushed for a three-yard TD. Brees and Sproles struck again on a 28-yard connections with five seconds left in the second quarter to give New Orleans a 28-10 halftime lead.

On Dallas' first possession of the third quarter, rookie DE **Glenn Foster** stopped a potential scoring drive when he sacked Cowboys QB **Tony Romo** for a six-yard loss on third down. On their last possession of the third quarter, a 15-yard facemask penalty assessed to Dallas LB **Ernie Sims** on a 15-yard run by Ingram helped spark a six-play, 92-yard drive that ended with a four-yard scoring run by the back who enjoyed his finest performance as a professional.

New Orleans would tack on two more touchdowns in the fourth quarter, a Brees scoring throw to WR **Kenny Stills** and a one-yard touchdown run by Thomas.

It was a landmark offensive performance for New Orleans as they set an NFL single-game record with 40 first downs and set the single-game franchise record offensively with 625 total net yards.

SAINTS–COWBOYS GAME SUMMARY

Dallas Cowboys	**3**	**7**	**7**	**0**	**-**	**17**
New Orleans Saints	**7**	**21**	**7**	**14**	**-**	**49**

Team	Qtr	Time	Play Description (Extra Point) (Drive Info)	V-H
DAL	1	8:14	Bailey 37 FG (4-4, 1:22)	3-0
NO	1	3:23	Colston 22 pass from Brees (Hartley kick) (9-80, 4:51)	3-7
DAL	2	14:05	Murray 7 run (Bailey kick) (8-72, 4:18)	10-7
NO	2	5:09	Thomas 1 pass from Brees (Hartley kick) (15-80, 8:56)	10-14
NO	2	1:32	Sproles 3 run (Hartley kick) (9-52, 2:29)	10-21
NO	2	0:05	Sproles 28 pass from Brees (Hartley kick) (6-75, 0:48)	10-28
NO	3	2:12	Ingram 4 run (Hartley kick) (6-92, 2:43)	10-35
DAL	3	0:41	Williams 21 pass from Romo (Bailey Kick) (5-89, 1:31)	17-35
NO	4	12:43	Stills 52 pass from Brees (Hartley kick) (6-83, 2:30)	17-42
NO	4	5:44	Thomas 1 run (Hartley kick) (8-78, 5:27)	17-49

FIELD GOALS (made () and missed)
DAL: Bailey (37)
NO: Hartley 37WR

9 vs. Dallas

DALLAS COWBOYS

RUSHING	ATT	YDS	AVG	LG	TD
Murray	16	89	5.6	35	1
Total	16	89	5.6	35	1

PASSING	ATT	CMP	YDS	SK/YD	TD	LG	INT
Romo	24	10	128	3/24	1	44	0
Total	24	10	128	3/24	1	44	0

RECEIVING	NO	YDS	AVG	LG	TD
Hanna	3	11	3.7	7	0
Witten	2	27	13.5	19	0
Bryant	1	44	44.0	44	0
Williams	1	21	21.0	21t	1
Beasley	1	18	18.0	18	0
Murray	1	6	6.0	6	0
Harris	1	1	1.0	1	0
Total	10	128	12.8	44	1

INT	NO	YDS	AVG	LG	TD
Total	0	0	0.0	0	0

PUNTING	NO	YDS	AVG	TB	I20	LG
Jones	8	403	50.4	0	4	56
Total	8	403	50.4	0	4	56

PT RET	NO	YDS	AVG	FC	LG	TD
Total	0	0	0.0	0	0	0

KO RET	NO	YDS	AVG	FC	LG	TD
Harris	5	121	24.2	0	34	0
Beasley	1	11	11.0	0	11	0
Total	6	132	22.0	0	34	0

NEW ORLEANS SAINTS

RUSHING	ATT	YDS	AVG	LG	TD
Ingram	14	145	10.4	34	1
Thomas	17	87	5.1	10	1
Sproles	5	12	2.4	5	1
McCown	2	-2	-1.0	-1	0
Total	38	242	6.4	34	3

PASSING	ATT	CMP	YDS	SK/YD	TD	LG	INT
Brees	41	34	392	1/9	4	52t	0
Total	41	34	392	1/9	4	52t	0

RECEIVING	NO	YDS	AVG	LG	TD
Colston	7	107	15.3	22t	1
Sproles	7	76	10.9	28t	1
Thomas	7	24	3.4	8	1
Graham	5	59	11.8	26	0
Stills	3	75	25.0	52t	1
Ingram	2	15	7.5	9	0
Meachem	1	17	17.0	17	0
Moore	1	14	14.0	14	0
Watson	1	5	5.0	5	0
Total	34	392	11.5	52t	4

INT	NO	YDS	AVG	LG	TD
Total	0	0	0.0	0	0

PUNTING	NO	YDS	AVG	TB	I20	LG
Morstead	1	33	33.0	0	1	33
Total	1	33	33.0	0	1	33

PT RET	NO	YDS	AVG	FC	LG	TD
Sproles	4	18	4.5	3	12	0
Total	4	18	4.5	3	12	0

KO RET	NO	YDS	AVG	FC	LG	TD
Total	0	0	0.0	0	0	0

TEAM STATISTICS	DAL	NO
TOTAL FIRST DOWNS	9	40
By Rushing	4	15
By Passing	4	20
By Penalty	1	5
3rd DOWN EFFICIENCY	0-9-0%	9-12-75%
4th DOWN EFFICIENCY	0-0-0%	1-1-100%
TOTAL NET YARDS	193	625
Total Plays	43	80
Avg. Per Play	4.5	7.8
NET YARDS RUSHING	89	242
Total Rushes	16	38
Avg. Per Play	5.6	6.4
Tackles For Loss-Yards	2-2	3-4
NET YARDS PASSING	104	383
Sacked-Yards Lost	3-24	1-9
Gross Yards	128	392
PASSING: Att.-Comp.-INT	24-10-0	41-34-0
Avg. Per Play	3.9	9.1
KICKOFFS: No.-In EZ-Touchbacks	4-3-3	8-6-2
PUNTS: No.-Avg.	8-50.4	1-33.0
Had Blocked	0	0

TEAM STATISTICS	DAL	NO
FGs-PATs HAD BLOCKED	0-0	0-0
Net Punting Avg.	48.1	33.0
TOTAL RETURN YARDAGE	0	18
No. and Yards Punt Returns	0-0	4-18
No. and Yards Kickoff Returns	6-132	0-0
No. and Yards Interception Returns	0-0	0-0
PENALTIES: No.-Yds.	11-82	6-44
FUMBLES: No.-Lost	0-0	1-1
TOUCHDOWNS	2	7
Rushing	1	3
Passing	1	4
EXTRA POINTS: Made-Att.	2-2	7-7
Kicking: Made-Att.	2-2	7-7
FIELD GOALS: Made-Att.	1-1	0-1
RED ZONE EFFICIENCY	1-2-50%	4-5-80%
GOAL-TO-GO EFFICIENCY	1-1-100%	4-4-100%
SAFETIES	0	0
FINAL SCORE	17	49
TIME OF POSSESSION	20:28	39:32



GAME 10

VS.

SAN FRANCISCO

SAINTS: 23 49ERS: 20
MERCEDES-BENZ SUPERDOME
NEW ORLEANS, LA. - 11/17/13
ATTENDANCE: 73,025
TIME: 3:14

GAME NOTES

New Orleans won the contest despite losing the turnover battle 3-1 and surrendering 17 of San Francisco's 20 points off two fumbles and one interception.

New Orleans has now won seven of their last eight regular season meetings against the 49ers.

Rookie TE Josh Hill scored his first career NFL touchdown on a first quarter three-yard scoring grab from QB Drew Brees. Brees completed 30-of-43 passes for 305 yards with one TD pass.

New Orleans owned all the stats, but still trailed 20-14 early in the fourth quarter. K **Garrett Hartley** booted three field goals, including a 31-yard game-winner as time expired to give the Saints the hard-fought victory in a clash between NFC heavyweights.

The Saints jumped ahead 7-0 late in the first quarter as they drove 97 yards in 11 plays, ending with a three-yard TD pass from QB **Drew Brees** to TE **Josh Hill** in what would end the season tied for New Orleans' longest drive of 2013.

On their next possession San Francisco took advantage of a muffed punt by WR **Lance Moore** at the New Orleans 11-yard line and two plays later 49ers QB **Colin Kaepernick** completed an 11-yard pass to WR **Anquan Boldin** for a TD.

San Francisco K **Phil Dawson** gave the 49ers a 10-7 lead when he booted a 55-yard field goal after the 49ers regained possession on a play where CB **Corey White** intercepted Kaepernick, but fumbled the ball out of bounds in the end zone to give the 49ers the ball back. Following the field goal, New Orleans headed to halftime leading 14-10 when RB **Travaris Cadet** returned a kickoff 82 yards and FB **Jed Collins** had a one-yard TD run with 1:58 left in the second quarter.

The second half opened with 49ers LB **Ahmad Brooks** intercepting Brees and returning it 22 yards to the New Orleans 22, with Kaeperick subsuquently connecting with TE **Vernon Davis** on a 17-yard TD to put San Francisco back up 17-14. Dawson booted a 29-yard field goal at the start of the fourth quarter to increase the lead to six points. But New Orleans responded almost immediately with a 21-yard field goal, took advantage of an unnecessary roughness penalty on Brooks for the shot to tie the contest and then rallied for the game-winner.

SAINTS–49ERS GAME SUMMARY

San Francisco 49ers	**0**	**10**	**7**	**3**	**-**	**20**
New Orleans Saints	**7**	**7**	**0**	**9**	**-**	**23**

Team	Qtr	Time	Play Description (Extra Point) (Drive Info)	V-H
NO	1	0:44	Hill 3 pass from Brees (Hartley kick) (11-97, 6:44)	0-7
SF	2	10:16	Boldin 11 pass from Kaepernick (Dawson kick) (2-11, 0:10)	7-7
SF	2	3:34	Dawson 55 FG (6-43, 2:51)	10-7
NO	2	1:58	Collins 1 run (Hartley kick) (3-21, 1:36)	10-14
SF	3	10:52	Davis 17 pass from Kaepernick (Dawson kick) (3-22, 1:15)	17-14
SF	4	13:23	Dawson 29 FG (13-49, 6:11)	20-14
NO	4	7:50	Hartley 21 FG (9-77, 5:33)	20-17
NO	4	2:06	Hartley 42 FG (12-48, 4:42)	20-20
NO	4	0:00	Hartley 31 FG (6-47, 1:41)	20-23

FIELD GOALS (made () and missed)
SF: Dawson (55) (29)
NO: Hartley (21) (42) (31)

10 vs. San Francisco

SAN FRANCISCO 49ers

RUSHING	ATT	YDS	AVG	LG	TD
Gore	13	48	3.7	24	0
Kaepernick	3	25	8.3	16	0
James	2	7	3.5	7	0
Hunter	4	1	0.3	5	0
Total	22	81	3.7	24	0

PASSING	ATT	CMP	YDS	SK/YD	TD	LG	INT
Kaepernick	31	17	127	3/12	2	17t	1
Total	31	17	127	3/12	2	17t	1

RECEIVING	NO	YDS	AVG	LG	TD
Boldin	6	56	9.3	14	1
Davis	4	33	8.3	17t	1
Gore	2	8	4.0	6	0
Miller	2	8	4.0	7	0
McDonald	1	10	10.0	10	0
Manningham	1	8	8.0	8	0
James	1	4	4.0	4	0
Total	17	127	7.5	17	2

INT	NO	YDS	AVG	LG	TD
Brooks	1	22	22.0	22	0
Total	1	22	22.0	22	0

PUNTING	NO	YDS	AVG	TB	I20	LG
Lee	7	346	49.4	0	3	55
Total	7	346	49.4	0	3	55

PT RET	NO	YDS	AVG	FC	LG	TD
James	2	23	11.5	0	12	0
Total	2	23	11.5	0	12	0

KO RET	NO	YDS	AVG	FC	LG	TD
Total	0	0	0.0	0	0	0

NEW ORLEANS SAINTS

RUSHING	ATT	YDS	AVG	LG	TD
Thomas	11	49	4.5	10	0
Ingram	6	25	4.2	15	0
Sproles	3	16	5.3	7	0
Collins	2	3	1.5	2	1
Brees	1	-1	-1.0	-1	0
Total	23	92	4.0	15	1

PASSING	ATT	CMP	YDS	SK/YD	TD	LG	INT
Brees	43	30	305	1/10	1	44	1
Total	43	30	305	1/10	1	44	1

RECEIVING	NO	YDS	AVG	LG	TD
Graham	6	41	6.8	13	0
Colston	5	80	16.0	26	0
Thomas	5	35	7.0	10	0
Sproles	4	19	4.8	8	0
Moore	3	23	7.7	16	0
Meachem	2	78	39.0	44	0
Stills	1	11	11.0	11	0
Toon	1	8	8.0	8	0
Ingram	1	4	4.0	4	0
Hill	1	3	3.0	3t	1
Collins	1	3	3.0	3	0
Total	30	305	10.2	44	1

INT	NO	YDS	AVG	LG	TD
White	1	43	43.0	43	0
Total	1	43	43.0	43	0

PUNTING	NO	YDS	AVG	TB	I20	LG
Morstead	3	154	51.3	0	1	59
Total	3	154	51.3	0	1	59

PT RET	NO	YDS	AVG	FC	LG	TD
Moore	2	0	0.0	0	0	0
Sproles	1	5	5.0	3	5	0
Total	3	5	1.7	3	5	0

KO RET	NO	YDS	AVG	FC	LG	TD
Cadet	1	82	82.0	0	82	0
Total	1	82	82.0	0	82	0

TEAM STATISTICS	SF	NO
TOTAL FIRST DOWNS	12	23
By Rushing	3	6
By Passing	8	15
By Penalty	1	2
3rd DOWN EFFICIENCY	6-15-40%	6-14-43%
4th DOWN EFFICIENCY	0-0-0%	0-1-0%
TOTAL NET YARDS	196	387
Total Plays	56	67
Avg. Per Play	3.5	5.8
NET YARDS RUSHING	81	92
Total Rushes	22	23
Avg. Per Play	3.7	4.0
Tackles For Loss-Yards	3-10	1-1
NET YARDS PASSING	115	295
Sacked-Yards Lost	3-12	1-10
Gross Yards	127	305
PASSING: Att.-Comp.-INT	31-17-1	43-30-1
Avg. Per Play	3.4	6.7
KICKOFFS: No.-In EZ-Touchbacks	5-5-4	5-5-5
PUNTS: No.-Avg.	7-49.4	3-51.3
Had Blocked	0	0

TEAM STATISTICS	SF	NO
FGs-PATs HAD BLOCKED	0-0	0-0
Net Punting Avg.	48.7	43.7
TOTAL RETURN YARDAGE	45	48
No. and Yards Punt Returns	2-23	3-5
No. and Yards Kickoff Returns	0-0	1-82
No. and Yards Interception Returns	1-22	1-43
PENALTIES: No.-Yds.	5-45	4-48
FUMBLES: No.-Lost	1-0	3-2
TOUCHDOWNS	2	2
Rushing	0	1
Passing	2	1
EXTRA POINTS: Made-Att.	2-2	2-2
Kicking: Made-Att.	2-2	2-2
FIELD GOALS: Made-Att.	2-2	3-3
RED ZONE EFFICIENCY	2-3-67%	2-5-40%
GOAL-TO-GO EFFICIENCY	0-0-0%	2-3-67%
SAFETIES	0	0
FINAL SCORE	20	23
TIME OF POSSESSION	25:21	34:39



GAME 11

AT



ATLANTA

SAINTS: 17 FALCONS: 13
GEORGIA DOME
ATLANTA, GA. - 11/21/13
ATTENDANCE: 70,422
TIME: 2:54

GAME NOTES

The win closed out a 3-1 November for New Orleans, with them posting a 17-3 mark in the month since 2009.

In hte first quarter, QB Drew Brees surpassed Warren Moon to rank fifth in NFL history in passing yardage. With 73 yards rushing on the night, RB Pierre Thomas moved past Chuck Muncie and Rueben Mayes into fourth place on the club's all-time rushing list

The win over Atlanta clinched the Saints' fourth winning season in five years and was their sixth win against the Falcons in seven games.

The Saints withstood the challenge of Atlanta with a steady, consistent approach in all three phases to claim their third win in 11 days, 17-13 in Atlanta. The win, New Orleans' third straight, put the Saints' record at 9-2.

After New Orleans was forced into a three-and-out on their first drive, Atlanta struck first when RB **Steven Jackson** had a one-yard run into the end zone. The Saints would tie the score when they got the ball back on the next drive as QB **Drew Brees** found TE **Benjamin Watson** for a one-yard TD.

Early in the second quarter, DE **Akiem Hicks** would sack Falcons QB **Matt Ryan** on a drive, which would eventually force K **Matt Bryant** to kick a 39-yard field goal three plays later. Things continued to look up for New Orleans as TE **Jimmy Graham** caught a 44-yard touchdown pass from Brees on the next possession. But Atlanta's deficit would be cut to one going into halftime when Bryant booted a 24-yard field goal.

The two clubs would open up the second half by trading punts. On their second drive of the third quarter, the Saints would put together one of their most consistent offensive showings of the contest, marching 55 yards in nine plays, ending with a 41-yard field goal by K **Garrett Hartley**. The scoring drive was highlighted by a 35-yard completion from Brees to Graham.

Early in the fourth quarter, Atlanta lost an opportunity to take the lead back when New Orleans OLB **Keyunta Dawson** forced a fumble at the Saints 20-yard line and it was scooped up by CB **Corey White**.

Once Atlanta got the ball back, they had advanced to the New Orleans 29-yard line, but DE **Cameron Jordan** sacked Ryan for a five-yard loss and two plays later Bryant's 52-yard field goal attempt sailed wide left. On New Orleans' final offensive drive, they successfully converted two first downs to seal the victory.

SAINTS–FALCONS GAME SUMMARY

New Orleans Saints	7	7	3	0	-	17
Atlanta Falcons	7	6	0	0	-	13

Team	Qtr	Time	Play Description (Extra Point) (Drive Info)	V-H
ATL	1	8:48	Jackson 1 run (Bryant kick) (10-76, 4:16)	0-7
NO	1	1:17	Watson 1 pass from Brees (Hartley kick) (15-78, 7:31)	7-7
ATL	2	12:20	Bryant 39 FG (7-59, 3:57)	7-10
NO	2	10:12	Graham 44 pass from Brees (Hartley kick) (5-80, 2:08)	14-10
ATL	2	2:41	Bryant 24 FG (14-74, 7:31)	14-13
NO	3	4:37	Hartley 41 FG (9-55, 3:55)	17-13

FIELD GOALS (made () and missed)
NO: Hartley (41)
ATL: Bryant (39) (24) 52WL

11 @ Atlanta

NEW ORLEANS SAINTS

RUSHING	ATT	YDS	AVG	LG	TD
Thomas	10	73	7.3	18	0
Ingram	9	32	3.6	10	0
Robinson	1	4	4.0	4	0
Collins	1	0	0.0	0	0
Brees	4	-6	-1.5	8	0
Total	25	103	4.1	18	0

PASSING	ATT	CMP	YDS	SK/YD	TD	LG	INT
Brees	33	23	278	1/7	2	44t	0
Total	33	23	278	1/7	2	44t	0

RECEIVING	NO	YDS	AVG	LG	TD
Graham	5	100	20.0	44t	1
Thomas	5	57	11.4	18	0
Colston	4	40	10.0	14	0
Stills	2	22	11.0	16	0
Moore	2	22	11.0	17	0
Hill	2	16	8.0	9	0
Meachem	1	18	18.0	18	0
Cadet	1	2	2.0	2	0
Watson	1	1	1.0	1t	1
Total	23	278	12.1	44t	2

INT	NO	YDS	AVG	LG	TD
Total	0	0	0.0	0	0

PUNTING	NO	YDS	AVG	TB	I20	LG
Morstead	4	198	49.5	1	1	56
Total	4	198	49.5	1	1	56

PT RET	NO	YDS	AVG	FC	LG	TD
Cadet	1	0	0.0	1	0	0
Total	1	0	0.0	1	0	0

KO RET	NO	YDS	AVG	FC	LG	TD
Cadet	1	20	20.0	0	20	0
Total	1	20	20.0	0	20	0

ATLANTA FALCONS

RUSHING	ATT	YDS	AVG	LG	TD
Jackson	16	63	3.9	8	1
Smith	1	11	11.0	11	0
Ryan	2	10	5.0	6	0
Rodgers	3	7	2.3	3	0
Total	22	91	4.1	11	1

PASSING	ATT	CMP	YDS	SK/YD	TD	LG	INT
Ryan	39	30	292	5/28	0	22	0
Total	39	30	292	5/28	0	22	0

RECEIVING	NO	YDS	AVG	LG	TD
Douglas	9	79	8.8	15	0
Johnson	6	67	11.2	17	0
Gonzalez	4	43	10.8	17	0
Jackson	3	16	5.3	10	0
Rodgers	2	31	15.5	22	0
White	2	24	12.0	13	0
Snelling	2	19	9.5	12	0
Davis	1	7	7.0	7	0
Toilolo	1	6	6.0	6	0
Total	30	292	9.7	22	0

INT	NO	YDS	AVG	LG	TD
Total	0	0	0.0	0	0

PUNTING	NO	YDS	AVG	TB	I20	LG
Bosher	3	136	45.3	0	1	50
Total	3	136	45.3	0	1	50

PT RET	NO	YDS	AVG	FC	LG	TD
McClain	1	10	10.0	1	10	0
Total	1	10	10.0	1	10	0

KO RET	NO	YDS	AVG	FC	LG	TD
Total	0	0	0.0	0	0	0

TEAM STATISTICS	NO	ATL
TOTAL FIRST DOWNS	19	22
By Rushing	5	5
By Passing	14	15
By Penalty	0	2
3rd DOWN EFFICIENCY	7-13-54%	6-12-50%
4th DOWN EFFICIENCY	0-1-0%	0-0-0%
TOTAL NET YARDS	374	355
Total Plays	59	66
Avg. Per Play	6.3	5.4
NET YARDS RUSHING	103	91
Total Rushes	25	22
Avg. Per Play	4.1	4.1
Tackles For Loss-Yards	2-14	0-0
NET YARDS PASSING	271	264
Sacked-Yards Lost	1-7	5-28
Gross Yards	278	292
PASSING: Att.-Comp.-INT	33-23-0	39-30-0
Avg. Per Play	8.0	6.0
KICKOFFS: No.-In EZ-Touchbacks	4-4-4	4-3-3
PUNTS: No.-Avg.	4-49.5	3-45.3
Had Blocked	0	0

TEAM STATISTICS	NO	ATL
FGs-PATs HAD BLOCKED	0-0	0-0
Net Punting Avg.	42.0	45.3
TOTAL RETURN YARDAGE	0	10
No. and Yards Punt Returns	1-0	1-10
No. and Yards Kickoff Returns	1-20	0-0
No. and Yards Interception Returns	0-0	0-0
PENALTIES: No.-Yds.	5-66	3-25
FUMBLES: No.-Lost	0-0	1-1
TOUCHDOWNS	2	1
Rushing	0	1
Passing	2	0
EXTRA POINTS: Made-Att.	2-2	1-1
Kicking: Made-Att.	2-2	1-1
FIELD GOALS: Made-Att.	1-1	2-3
RED ZONE EFFICIENCY	1-2-50%	1-2-50%
GOAL-TO-GO EFFICIENCY	1-1-100%	1-2-50%
SAFETIES	0	0
FINAL SCORE	17	13
TIME OF POSSESSION	26:14	33:46



GAME 12

AT

SEATTLE

SEAHAWKS: 34 SAINTS: 7
CENTURYLINK FIELD
SEATTLE, WA. - 12/2/13
ATTENDANCE: 68,387
TIME: 3:09

GAME NOTES

QB Drew Brees completed 23-of-38 passes for 147 yards and one touchdown, snapping a 43-game streak of at least 200 yards passing. It was his lowest yardage total since throwing for 46 yards vs. Carolina on Dec. 31, 2006.

After their early struggles in the first half, where they gave up 315 total net yards, the New Orleans defense settled down in the second half of the contest as they surrendered only 114 yards to the Seahawks and allowed only one touchdown, while allowing them to convert only one-of-six third down attempts.

In a prime time, nationally televised contest on Monday Night Football, the New Orleans Saints saw their three-game winning streak come to an end at CenturyLink Field as the Seattle Seahawks extended their own run to seven straight victories with a 34-7 decision. Seahawks QB **Russell Wilson** passed for 310 yards with three touchdowns and also ran for 47 yards.

The Saints came into the game having played mistake-free football in their last game, but early in the first quarter, QB **Drew Brees** was sacked by Seahawks DE **Cliff Avril** and the ball was picked up by DE **Michael Bennett** and returned 22 yards for a touchdown and a 10-0 lead.

Down 17-0 at the start of the second quarter, the Saints offense followed up with a score on their first possession of the period with a two-yard touchdown pass from Brees to TE **Jimmy Graham** to cut the deficit to 17-7.

However Wilson helped add 10 more points and a 27-7 halftime lead, when at the end of the second quarter, he completed a four-yard touchdown pass to WR **Doug Baldwin** to cap off a 12-play, 88-yard drive.

The two clubs traded punts to open up the third quarter, but on their next drive, the Seahawks would score the game's only points of the second half, when a ball thrown by Wilson at the New Orleans eight-yard line was tipped by TE **Kellen Davis** and then caught by FB **Derrick Coleman** to give Seattle the 34-7 lead which would stand. RB **Mark Ingram** got the Saints going with eight yards of runs on first and second down followed by a roughing the passer penalty, but Brees and his receivers were unable to connect as the two clubs would trade punts for the remainder of the evening. New Orleans got deep into Seattle territory two more times, but based on the score were unable to convert on four downs on both occasions.

SAINTS–SEAHAWKS GAME SUMMARY

New Orleans Saints	**0**	**7**	**0**	**0**	**-**	**7**
Seattle Seahawks	**17**	**10**	**7**	**0**	**-**	**34**

Team	Qtr	Time	Play Description (Extra Point) (Drive Info)	V-H
SEA	1	7:47	Hauschka 26 FG (11-61, 5:44)	0-3
SEA	1	6:27	Bennett 22 fumble return (Hauschka kick)	0-10
SEA	1	1:55	Miller 2 pass from Wilson (Hauschka kick) (6-73, 2:58)	0-17
NO	2	8:45	Graham 2 pass from Brees (Hartley kick) (13-80, 8:10)	7-17
SEA	2	3:41	Hauschka 20 FG (10-82, 5:04)	7-20
SEA	2	0:13	Baldwin 4 pass from Wilson (Hauschka kick) (12-88, 1:52)	7-27
SEA	3	7:07	Coleman 8 pass from Wilson (Hauschka kick) (8-79, 3:47)	7-34

FIELD GOALS (made () and missed)
NO: None
SEA: Hauschka (26) (20)

12 @ Seattle

NEW ORLEANS SAINTS

RUSHING	ATT	YDS	AVG	LG	TD
Ingram	8	22	2.8	8	0
Collins	1	12	12.0	12	0
Sproles	3	11	3.7	7	0
Thomas	4	0	0.0	4	0
Brees	1	-1	-1.0	-1	0
Total	17	44	2.6	12	0

PASSING	ATT	CMP	YDS	SK/YD	TD	LG	INT
Brees	38	23	147	1/3	1	20	0
Total	38	23	147	1/3	1	20	0

RECEIVING	NO	YDS	AVG	LG	TD
Sproles	7	32	4.6	10	0
Colston	4	27	6.8	14	0
Thomas	4	21	5.3	9	0
Graham	3	42	14.0	20	1
Moore	2	12	6.0	7	0
Meachem	1	7	7.0	7	0
Stills	1	3	3.0	3	0
Collins	1	3	3.0	3	0
Total	23	147	6.4	20	1

INT	NO	YDS	AVG	LG	TD
Total	0	0	0.0	0	0

PUNTING	NO	YDS	AVG	TB	I20	LG
Morstead	6	294	49.0	0	2	58
Total	6	294	49.0	0	2	58

PT RET	NO	YDS	AVG	FC	LG	TD
Sproles	1	0	0.0	0	0	0
Total	1	0	0.0	0	0	0

KO RET	NO	YDS	AVG	FC	LG	TD
Cadet	3	54	18.0	0	25	0
Total	3	54	18.0	0	25	0

SEATTLE SEAHAWKS

RUSHING	ATT	YDS	AVG	LG	TD
Wilson	8	47	5.9	15	0
Lynch	16	45	2.8	14	0
Turbin	11	34	3.1	12	0
Coleman	2	3	1.5	4	0
Lockette	1	-2	-2.0	-2	0
Total	38	127	3.3	15	0

PASSING	ATT	CMP	YDS	SK/YD	TD	LG	INT
Wilson	30	22	310	1/8	3	60	0
Total	30	22	310	1/8	3	60	0

RECEIVING	NO	YDS	AVG	LG	TD
Miller	5	86	17.2	60	1
Baldwin	4	77	19.3	52	1
Tate	4	45	11.3	17	0
Lynch	3	12	4.0	9	0
Kearse	2	26	13.0	19	0
Lockette	1	33	33.0	33	0
Robinson	1	21	21.0	21	0
Coleman	1	8	8.0	8t	1
Willson	1	2	2.0	2	0
Total	22	310	14.1	60	3

INT	NO	YDS	AVG	LG	TD
Total	0	0	0.0	0	0

PUNTING	NO	YDS	AVG	TB	I20	LG
Ryan	3	120	40.0	0	0	50
Total	3	120	40.0	0	0	50

PT RET	NO	YDS	AVG	FC	LG	TD
Tate	5	17	3.4	1	12	0
Total	5	17	3.4	1	12	0

KO RET	NO	YDS	AVG	FC	LG	TD
Turbin	2	40	20.0	0	21	0
Total	2	40	20.0	0	21	0

TEAM STATISTICS	NO	SEA
TOTAL FIRST DOWNS	12	23
By Rushing	2	6
By Passing	7	14
By Penalty	3	3
3rd DOWN EFFICIENCY	6-15-40%	7-14-50%
4th DOWN EFFICIENCY	0-2-0%	1-2-50%
TOTAL NET YARDS	188	429
Total Plays	56	69
Avg. Per Play	3.4	6.2
NET YARDS RUSHING	44	127
Total Rushes	17	38
Avg. Per Play	2.6	3.3
Tackles For Loss-Yards	2-6	5-7
NET YARDS PASSING	144	302
Sacked-Yards Lost	1-3	1-8
Gross Yards	147	310
PASSING: Att.-Comp.-INT	38-23-0	30-22-0
Avg. Per Play	3.7	9.7
KICKOFFS: No.-In EZ-Touchbacks	2-2-0	7-5-4
PUNTS: No.-Avg.	6-49.0	3-40.0
Had Blocked	0	0

TEAM STATISTICS	NO	SEA
FGs-PATs HAD BLOCKED	0-0	0-0
Net Punting Avg.	46.2	40.0
TOTAL RETURN YARDAGE	0	17
No. and Yards Punt Returns	1-0	5-17
No. and Yards Kickoff Returns	3-54	2-40
No. and Yards Interception Returns	0-0	0-0
PENALTIES: No.-Yds.	7-52	8-66
FUMBLES: No.-Lost	1-1	1-0
TOUCHDOWNS	1	4
Rushing	0	0
Passing	1	3
Returns	0	1
EXTRA POINTS: Made-Att.	1-1	4-4
Kicking: Made-Att.	1-1	4-4
FIELD GOALS: Made-Att.	0-0	2-2
RED ZONE EFFICIENCY	1-1-100%	3-5-60%
GOAL-TO-GO EFFICIENCY	1-1-100%	3-3-100%
SAFETIES	0	0
FINAL SCORE	7	34
TIME OF POSSESSION	26:22	33:38



GAME **13**

VS.



CAROLINA

SAINTS: 31 PANTHERS: 13
MERCEDES-BENZ SUPERDOME
NEW ORLEANS, LA. - 12/8/13
ATTENDANCE: 73,089
TIME: 3:00

GAME NOTES

QB Drew Brees completed 30-of-42 passes for 313 yards with four touchdowns and hit nine different receivers in the contest as he became only the fifth NFL player to reach 50,000 passing yards.

In having a game-high nine receptions for 125 yards with two touchdowns, WR Marques Colston surpassed the 8,000 yard receiving mark.

OLB Junior Galette had a career-high three sacks.

New Orleans rebounded from a road loss to Seattle to move back ahead of their NFC South rival Carolina with whom they were tied for first place. Head Coach **Sean Payton** credited his team for a bounce-back win on a short week after his team was forced to stay in Seattle an extra evening due to a flight delay. The victory was New Orleans' third consecutive appearance on prime time in 2013 and their fifth overall.

QB **Drew Brees** became only the fifth player in NFL history to throw for 50,000 career yards as he completed 30-of-42 passes for 313 yards, four TDs and a 124.4 rating. WR **Marques Colston** had a game-high nine receptions for 125 yards with two touchdowns. The Saints converted seven-of-12 third downs.

The Panthers scored first when QB **Cam Newton** had rushes of 19- and six yards to set up a 45-yard field goal by K **Graham Gano** followed by a 24-yard kick midway through the quarter. Late in the first quarter, the New Orleans offense awakened when RB **Darren Sproles** had a 38-yard rush, the longest run by a Saint of the season. Brees eventually found Colston for a six-yard touchdown.

After two more second quarter TD passes by Brees, the Saints would go into the locker room with a 21-6 halftime lead.

New Orleans extended their lead when the Saints took over at their 39-yard line in the third quarter following an unsuccessful Gano field goal attempt and Brees engineered a 13-play, 60-yard drive that ended with a 19-yard field goal by K **Garrett Hartley**.

The Saints added to the lead early in the fourth quarter on an eight-yard touchdown pass from Brees to TE **Jimmy Graham**, his second scoring grab of the night and New Orleans upped the lead to 25. Newton would end the game's scoring with a 17-yard touchdown pass to WR **Steve Smith**.

SAINTS–PANTHERS GAME SUMMARY

Carolina Panthers	**6**	**0**	**0**	**7**	**-**	**13**
New Orleans Saints	**0**	**21**	**3**	**7**	**-**	**31**

Team	Qtr	Time	Play Description (Extra Point) (Drive Info)	V-H
CAR	1	8:42	Gano 45 FG (13-53, 6:18)	3-0
CAR	2	1:56	Gano 24 FG (9-26, 5:12)	6-0
NO	2	13:35	Colston 6 pass from Brees (Hartley kick) (9-80, 3:21)	6-7
NO	2	2:44	Colston 15 pass from Brees (Hartley kick) (11-86, 5:44)	6-14
NO	2	0:18	Graham 5 pass from Brees (Hartley kick) (7-76, 1:43)	6-21
NO	3	4:18	Hartley 19 FG (13-60, 6:01)	6-24
NO	4	9:52	Graham 8 pass from Brees (Hartley kick) (8-58, 3:46)	6-31
CAR	4	5:15	Smith 17 pass from Newton (Gano kick) (11-61, 4:37)	13-31

FIELD GOALS (made () and missed)
CAR: Gano (45) (24) 49WR **NO:** Hartley (19)

13 vs. Carolina

CAROLINA PANTHERS

RUSHING	ATT	YDS	AVG	LG	TD
Williams	13	52	4.0	9	0
Newton	6	48	8.0	19	0
Stewart	1	16	16.0	16	0
Tolbert	3	12	4.0	7	0
Total	23	128	5.6	19	0

PASSING	ATT	CMP	YDS	SK/YD	TD	LG	INT
Newton	34	22	160	5/49	1	17t	0
Total	34	22	160	5/49	1	17t	0

RECEIVING	NO	YDS	AVG	LG	TD
Olsen	8	40	5.0	13	0
Smith	6	49	8.2	17t	1
LaFell	2	22	11.0	11	0
Tolbert	2	17	8.5	11	0
Ginn	2	5	2.5	3	0
Stewart	1	16	16.0	16	0
Williams	1	11	11.0	11	0
Total	22	160	7.3	17t	1

INT	NO	YDS	AVG	LG	TD
Total	0	0	0.0	0	0

PUNTING	NO	YDS	AVG	TB	I20	LG
Nortman	5	227	45.4	0	1	57
Total	5	227	45.4	0	1	57

PT RET	NO	YDS	AVG	FC	LG	TD
Ginn	1	32	32.0	1	32	0
Total	1	32	32.0	1	32	0

KO RET	NO	YDS	AVG	FC	LG	TD
Ginn	2	73	36.5	0	38	0
Total	2	73	36.5	0	38	0

NEW ORLEANS SAINTS

RUSHING	ATT	YDS	AVG	LG	TD
Sproles	1	38	38.0	38	0
Thomas	7	14	2.0	5	0
Robinson	1	6	6.0	6	0
Ingram	3	4	1.3	3	0
Meachem	1	4	4.0	4	0
Brees	3	3	1.0	4	0
Collins	1	0	0.0	0	0
Total	17	69	4.1	38	0

PASSING	ATT	CMP	YDS	SK/YD	TD	LG	INT
Brees	42	30	313	2/9	4	22	0
Total	42	30	313	2/9	4	22	0

RECEIVING	NO	YDS	AVG	LG	TD
Colston	9	125	13.9	21	2
Graham	6	58	9.7	22	2
Thomas	4	14	3.5	9	0
Moore	3	40	13.3	21	0
Sproles	3	23	7.7	20	0
Stills	2	22	11.0	14	0
Watson	1	20	20.0	20	0
Meachem	1	7	7.0	7	0
Collins	1	4	4.0	4	0
Total	30	313	10.4	22	4

INT	NO	YDS	AVG	LG	TD
Total	0	0	0.0	0	0

PUNTING	NO	YDS	AVG	TB	I20	LG
Morstead	4	177	44.3	0	1	54
Total	4	177	44.3	0	1	54

PT RET	NO	YDS	AVG	FC	LG	TD
Sproles	2	17	8.5	1	17	0
Total	2	17	8.5	1	17	0

KO RET	NO	YDS	AVG	FC	LG	TD
Cadet	1	22	22.0	0	22	0
Total	1	22	22.0	0	22	0

TEAM STATISTICS	CAR	NO
TOTAL FIRST DOWNS	16	24
By Rushing	7	3
By Passing	9	19
By Penalty	0	2
3rd DOWN EFFICIENCY	6-15-40%	7-12-58%
4th DOWN EFFICIENCY	1-1-100%	0-0-0%
TOTAL NET YARDS	239	373
Total Plays	62	61
Avg. Per Play	3.9	6.1
NET YARDS RUSHING	128	69
Total Rushes	23	17
Avg. Per Play	5.6	4.1
Tackles For Loss-Yards	1-2	1-1
NET YARDS PASSING	111	304
Sacked-Yards Lost	5-49	2-9
Gross Yards	160	313
PASSING: Att.-Comp.-INT	34-22-0	42-30-0
Avg. Per Play	2.8	6.9
KICKOFFS: No.-In EZ-Touchbacks	4-3-2	6-5-4
PUNTS: No.-Avg.	5-45.4	4-44.3
Had Blocked	0	0

TEAM STATISTICS	CAR	NO
FGs-PATs HAD BLOCKED	0-0	0-0
Net Punting Avg.	42.0	36.3
TOTAL RETURN YARDAGE	32	17
No. and Yards Punt Returns	1-32	2-17
No. and Yards Kickoff Returns	2-73	1-22
No. and Yards Interception Returns	0-0	0-0
PENALTIES: No.-Yds.	5-35	5-45
FUMBLES: No.-Lost	0-0	1-0
TOUCHDOWNS	1	4
Rushing	0	0
Passing	1	4
EXTRA POINTS: Made-Att.	1-1	4-4
Kicking: Made-Att.	1-1	4-4
FIELD GOALS: Made-Att.	2-3	1-1
RED ZONE EFFICIENCY	1-2-50%	4-5-80%
GOAL-TO-GO EFFICIENCY	1-2-50%	4-5-80%
SAFETIES	0	0
FINAL SCORE	13	31
TIME OF POSSESSION	32:27	27:33



GAME **14**

AT

ST. LOUIS

RAMS: 27 SAINTS: 16
EDWARD JONES DOME
ST. LOUIS, MO. - 12/15/13
ATTENDANCE: 58,442
TIME: 3:08

GAME NOTES

QB Drew Brees ended the day completing 39 of 56 passes for 393 yards with one touchdown pass and a rushing touchdown, tying a career-high and club record for completions.

Brees' only touchdown pass of the contest was to WR Marques Colston, their 63rd as a quarterback-receiver combination, moving them into a tie for seventh all-time.

The loss was New Orleans' second straight to the Rams in the all-time series.

After struggling early, the New Orleans Saints wanted a battle down to the wire with the St. Louis Rams and they got it when following a touchdown with 3:06 left they recovered an onside kick. Unfortunately following a missed field goal, there would be no time for any late magic. The loss dropped the Saints to 10-4.

It was a hard-hitting game, but St. Louis won the turnover battle 3-0, converting two first quarter interceptions into 14 points. Rams QB **Kellen Clemens** completed an efficient 14-of-20 passes for 158 yards, two TDs and a 126.7 passer rating, while he was backed by RB **Zac Stacy** who added 133 yards rushing and a TD. The Saints put up 432 yards of total offense, but were never able to establish a run game after falling behind early. QB **Drew Brees** completed 39-of-56 passes for 393 yards with one TD, two interceptions and a rushing TD, while absorbing four sacks.

The New Orleans defense tried to hold strong in the first half despite a consistent field position disadvantage. After forcing the Rams to punt to open, Brees was picked off by St. Louis S **T.J. McDonald** on his first pass, Clemens completed a 31-yard TD to TE **Corey Harkey**. St. Louis then jumped up 14-0 when CB **Trumaine Johnson** picked off Brees and Clemens completed a four-yard TD to TE **Lance Kendricks**. The Rams then successfully executed an onside kick that resulted in a field goal.

Early in the second quarter K **Garrett Hartley** kicked a 45-yard field goal. But the Rams took the momentum back when Stacy had a 40-yard TD run to give the Rams a 24-3 halftime lead.

New Orleans got the ball to start the second half and entered into St. Louis territory on completions to TE **Jimmy Graham** and RB **Mark Ingram**, but Rams DE **Robert Quinn** sacked Brees, forced him to fumble and recovered.

Trailing 27-3, New Orleans scored two touchdowns in the fourth quarter and cut the deficit to 27-16 before the missed field goal ended their chances.

SAINTS–RAMS GAME SUMMARY

New Orleans Saints	0	3	0	13	-	16
St. Louis Rams	14	10	3	0	-	27

Team	Qtr	Time	Play Description (Extra Point) (Drive Info)	V-H
StL	1	11:20	Harkey 31 pass from Clemens (Zuerlein kick) (1-31, 0:07)	0-7
StL	1	2:45	Kendricks 4 pass from Clemens (Zuerlein kick) (9-93, 4:49)	0-14
StL	2	14:57	Zuerlein 31 FG (6-34, 2:48)	0-17
NO	2	10:17	Hartley 45 FG (8-53, 4:40)	3-17
StL	2	4:10	Stacy 40 run (Zuerlein kick) (5-82, 2:13)	3-24
StL	3	2:42	Zuerlein 35 FG (10-39, 5:30)	3-27
NO	4	11:25	Brees 1 run (run failed) (14-80, 6:17)	9-27
NO	4	3:07	Colston 5 pass from Brees (Hartley kick) (18-80, 5:07)	16-27

FIELD GOALS (made () and missed)
NO: Hartley (45) 36B 26WL
StL: Zuerlein (31) (35)

14 @ St. Louis

NEW ORLEANS SAINTS

RUSHING	ATT	YDS	AVG	LG	TD
Sproles	7	24	3.4	11	0
Thomas	8	21	2.6	8	0
Brees	2	8	4.0	7	1
Ingram	1	5	5.0	5	0
Stills	1	3	3.0	3	0
Robinson	1	0	0.0	0	0
Total	20	61	3.1	11	1

PASSING	ATT	CMP	YDS	SK/YD	TD	LG	INT
Brees	56	39	393	4/22	1	30	2
Total	56	39	393	4/22	1	30	2

RECEIVING	NO	YDS	AVG	LG	TD
Colston	8	92	11.5	23	1
Sproles	8	38	4.8	13	0
Thomas	7	62	8.9	28	0
Moore	6	78	13.0	30	0
Stills	4	47	11.8	20	0
Ingram	2	39	19.5	23	0
Graham	2	25	12.5	13	0
Watson	2	12	6.0	8	0
Total	39	393	10.1	30	1

INT	NO	YDS	AVG	LG	TD
Total	0	0	0.0	0	0

PUNTING	NO	YDS	AVG	TB	I20	LG
Morstead	2	107	53.5	0	1	54
Total	2	107	53.5	0	1	54

PT RET	NO	YDS	AVG	FC	LG	TD
Sproles	0	0	0.0	2	0	0
Total	0	0	0.0	2	0	0

KO RET	NO	YDS	AVG	FC	LG	TD
Total	0	0	0.0	0	0	0

ST. LOUIS RAMS

RUSHING	ATT	YDS	AVG	LG	TD
Stacy	28	133	4.8	40t	1
Bailey	1	6	6.0	6	0
Clemens	3	5	1.7	7	0
Cunningham	2	0	0.0	0	0
Total	34	144	4.2	40	1

PASSING	ATT	CMP	YDS	SK/YD	TD	LG	INT
Clemens	20	14	158	0/0	2	31t	0
Total	20	14	158	0/0	2	31t	0

RECEIVING	NO	YDS	AVG	LG	TD
Pettis	4	41	10.3	14	0
Harkey	3	29	9.7	31t	1
Bailey	2	26	13.0	20	0
Kendricks	2	13	6.5	9	1
Givens	1	31	31.0	31	0
Stacy	1	10	10.0	10	0
Cook	1	8	8.0	8	0
Total	14	158	11.3	31	2

INT	NO	YDS	AVG	LG	TD
Tr. Johnson	1	7	7.0	7	0
McDonald	1	-2	-2.0	-2	0
Total	2	5	2.5	7	0

PUNTING	NO	YDS	AVG	TB	I20	LG
Hekker	4	167	41.8	0	2	52
Total	4	167	41.8	0	2	52

PT RET	NO	YDS	AVG	FC	LG	TD
Veltung	1	7	7.0	0	7	0
Total	1	7	7.0	0	7	0

KO RET	NO	YDS	AVG	FC	LG	TD
Pead	2	53	26.5	0	29	0
Total	2	53	26.5	0	29	0

TEAM STATISTICS	NO	StL
TOTAL FIRST DOWNS	30	17
By Rushing	5	5
By Passing	24	8
By Penalty	1	4
3rd DOWN EFFICIENCY	5-15-33%	7-14-50%
4th DOWN EFFICIENCY	4-4-100%	0-0-0%
TOTAL NET YARDS	432	302
Total Plays	80	54
Avg. Per Play	5.4	5.6
NET YARDS RUSHING	61	144
Total Rushes	20	34
Avg. Per Play	3.1	4.2
Tackles For Loss-Yards	1-2	4-6
NET YARDS PASSING	371	158
Sacked-Yards Lost	4-22	0-0
Gross Yards	393	158
PASSING: Att.-Comp.-INT	56-39-2	20-14-0
Avg. Per Play	6.2	7.9
KICKOFFS: No.-In EZ-Touchbacks	4-3-1	6-5-5
PUNTS: No.-Avg.	2-53.5	4-41.8
Had Blocked	0	0

TEAM STATISTICS	NO	StL
FGs-PATs HAD BLOCKED	1-0	0-0
Net Punting Avg.	50.0	41.8
TOTAL RETURN YARDAGE	0	12
No. and Yards Punt Returns	0-0	1-7
No. and Yards Kickoff Returns	0-0	2-53
No. and Yards Interception Returns	0-0	2-5
PENALTIES: No.-Yds.	8-77	4-30
FUMBLES: No.-Lost	1-1	0-0
TOUCHDOWNS	2	3
Rushing	1	1
Passing	1	2
EXTRA POINTS: Made-Att.	1-2	3-3
Kicking: Made-Att.	1-1	3-3
Rushing: Made-Att.	0-1	0-0
FIELD GOALS: Made-Att.	1-3	2-2
RED ZONE EFFICIENCY	2-6-33%	1-3-33%
GOAL-TO-GO EFFICIENCY	2-3-67%	1-1-100%
SAFETIES	0	0
FINAL SCORE	16	27
TIME OF POSSESSION	32:12	27:48



GAME 15

AT



CAROLINA

PANTHERS: 17 SAINTS: 13
BANK OF AMERICA STADIUM
CHARLOTTE, N.C. - 12/22/13
ATTENDANCE: 73,825
TIME: 3:04

GAME NOTES

TE Jimmy Graham had five catches for 73 yards with New Orleans' only touchdown.

In his Saints debut, K Shayne Graham hit both of his field goal attempts and one extra point.

The New Orleans defense held Carolina to zero-of-nine on third down conversion attempts and surrendered only 141 net passing yards to the Panthers. OLB Junior Galette and DE Cameron Jordan had one sack apiece to become the first Saints duo with double-digit quarterback takedown totals since 2004.

With a postseason berth and the NFC South title on the line, the Panthers stunned the Saints when QB **Cam Newton** led a five-play, 65-yard drive that ended with a 14-yard touchdown pass to WR **Domenik Hixon** with 23 seconds remaining to lead Carolina to a 17-13 win.

On the game's opening drive, S **Malcolm Jenkins** picked off Newton, but the Saints failed to take advantage. A feisty New Orleans defense then proceeded to force the Panthers into two consecutive three-and-outs, the second drive which was snuffed out with a sack by ILB **Curtis Lofton**.

On a drive that spanned the final play of the first quarter and first 4:11 of the second period, K **Shayne Graham** booted a 40-yard field goal in his Black and Gold debut. P **Thomas Morstead** then successfully executed an onside kick that was recovered by ILB **Ramon Humber** and Graham then extended the score to 6-0 with a 24-yard kick. The New Orleans defense then forced two more three-and-outs, the second one highlighted by a third down sack by DE **Cameron Jordan**. But on New Orleans' next possession QB **Drew Brees** was intercepted by Panthers LB **Thomas Davis** and on the following play RB **DeAngelo Williams** ran up the middle for a 43-yard touchdown.

The only score in the third quarter was a 40-yard field goal by Panthers K **Graham Gano**, although Carolina made another key play when LB **Luke Kuechly** intercepted Brees near the end of the period.

Early in the fourth quarter, the Saints finally broke through when Brees found TE **Jimmy Graham** on a short pass that he extended into a 46-yard gain. Brees found Graham on a five-yard touchdown throw. The time-consuming TD drive spanned 11 plays and 97 yards, taking up 5:59 to give New Orleans a 13-10 lead.

The Saints forced Carolina to punt two more times, forcing three-and outs, but the the Saints also failed to convert a first down on two drives, opening things up to give the Panthers the ball back at their 35-yard line with 55 seconds left, enough for Newton to engineer the win.

SAINTS–PANTHERS GAME SUMMARY

New Orleans Saints	**0**	**6**	**0**	**7**	**- 13**
Carolina Panthers	**0**	**7**	**3**	**7**	**- 17**

Team	Qtr	Time	Play Description (Extra Point) (Drive Info)	V-H
NO	2	10:49	S. Graham 40 FG (8-45, 4:22)	3-0
NO	2	7:22	S. Graham 24 FG (7-46, 3:27)	6-0
CAR	2	1:45	Williams 43 run (Gano kick) (1-43, 0:09)	6-7
CAR	3	7:21	Gano 40 FG (7-44, 3:33)	6-10
NO	4	6:37	J. Graham 5 pass from Brees (S. Graham kick) (11-97, 5:59)	13-10
CAR	4	0:23	Hixon 14 pass from Newton (Gano kick) (5-65, 0:32)	13-17

FIELD GOALS (made () and missed)
NO: S. Graham (40) (24) **CAR:** Gano (40)

15 @ Carolina

NEW ORLEANS SAINTS

RUSHING	ATT	YDS	AVG	LG	TD
Ingram	13	83	6.4	34	0
Robinson	6	18	3.0	7	0
Brees	1	9	9.0	9	0
Thomas	4	8	2.0	4	0
Collins	3	8	2.7	3	0
Stills	1	3	3.0	3	0
Meachem	1	-5	-5.0	-5	0
Total	30	126	4.2	34	0

PASSING	ATT	CMP	YDS	SK/YD	TD	LG	INT
Brees	44	30	281	6/42	1	46	2
McCown	1	0	0	0/0	0	0	0
Total	45	30	281	6/42	1	46	2

RECEIVING	NO	YDS	AVG	LG	TD
J. Graham	5	73	14.6	46	1
Colston	5	63	12.6	35	0
Thomas	5	7	1.4	13	0
Moore	3	47	15.7	21	0
Sproles	3	18	6.0	8	0
Watson	2	26	13.0	22	0
Stills	2	23	11.5	19	0
Meachem	2	14	7.0	9	0
Collins	2	3	1.5	5	0
Ingram	1	7	7.0	7	0
Total	30	281	9.4	46	1

INT	NO	YDS	AVG	LG	TD
M. Jenkins	1	4	4.0	4	0
Total	1	4	4.0	4	0

PUNTING	NO	YDS	AVG	TB	I20	LG
Morstead	7	340	48.6	1	2	61
Total	7	340	48.6	1	2	61

PT RET	NO	YDS	AVG	FC	LG	TD
Sproles	4	30	7.5	1	11	0
Total	4	30	7.5	1	11	0

KO RET	NO	YDS	AVG	FC	LG	TD
Sproles	1	21	21.0	0	21	0
Total	1	21	21.0	0	21	0

CAROLINA PANTHERS

RUSHING	ATT	YDS	AVG	LG	TD
Williams	12	67	5.6	43t	1
Ginn	1	7	7.0	7	0
Newton	4	6	1.5	5	0
Tolbert	1	1	1.0	1	0
Total	18	81	4.5	43t	1

PASSING	ATT	CMP	YDS	SK/YD	TD	LG	INT
Newton	22	13	181	4/40	1	44	1
Total	22	13	181	4/40	1	44	1

RECEIVING	NO	YDS	AVG	LG	TD
Olsen	4	35	8.8	14	0
Ginn	2	66	33.0	37	0
Hixon	2	18	9.0	14t	1
Tolbert	2	5	2.5	3	0
Smith	1	44	44.0	44	0
LaFell	1	13	13.0	13	0
Williams	1	0	0.0	0	0
Total	13	181	13.9	44	1

INT	NO	YDS	AVG	LG	TD
Davis	1	0	0.0	0	0
Kuechly	1	0	0.0	0	0
Total	2	0	0.0	0	0

PUNTING	NO	YDS	AVG	TB	I20	LG
Nortman	8	406	50.8	0	2	60
Total	8	406	50.8	0	2	60

PT RET	NO	YDS	AVG	FC	LG	TD
Ginn	2	20	10.0	3	13	0
Total	2	20	10.0	3	13	0

KO RET	NO	YDS	AVG	FC	LG	TD
Ginn	2	41	20.5	0	21	0
Total	2	41	20.5	0	21	0

TEAM STATISTICS	NO	CAR
TOTAL FIRST DOWNS	20	10
By Rushing	6	2
By Passing	12	7
By Penalty	2	1
3rd DOWN EFFICIENCY	5-18-28%	0-9-0%
4th DOWN EFFICIENCY	0-1-0%	0-0-0%
TOTAL NET YARDS	365	222
Total Plays	81	44
Avg. Per Play	4.5	5.0
NET YARDS RUSHING	126	81
Total Rushes	30	18
Avg. Per Play	4.2	4.5
Tackles For Loss-Yards	1-5	2-2
NET YARDS PASSING	239	141
Sacked-Yards Lost	6-42	4-40
Gross Yards	281	181
PASSING: Att.-Comp.-INT	45-30-2	22-13-1
Avg. Per Play	4.7	5.4
KICKOFFS: No.-In EZ-Touchbacks	4-2-1	4-3-3
PUNTS: No.-Avg.	7-48.6	8-50.8
Had Blocked	0	0

TEAM STATISTICS	NO	CAR
FGs-PATs HAD BLOCKED	0-0	0-0
Net Punting Avg.	42.9	47.0
TOTAL RETURN YARDAGE	34	20
No. and Yards Punt Returns	4-30	2-20
No. and Yards Kickoff Returns	1-21	2-41
No. and Yards Interception Returns	1-4	2-0
PENALTIES: No.-Yds.	4-40	3-26
FUMBLES: No.-Lost	0-0	0-0
TOUCHDOWNS	1	2
Rushing	0	1
Passing	1	1
EXTRA POINTS: Made-Att.	1-1	2-2
Kicking: Made-Att.	1-1	2-2
FIELD GOALS: Made-Att.	2-2	1-1
RED ZONE EFFICIENCY	1-2-50%	1-3-33%
GOAL-TO-GO EFFICIENCY	1-2-50%	0-0-0%
SAFETIES	0	0
FINAL SCORE	13	17
TIME OF POSSESSION	38:48	21:12



GAME 16

VS.

TAMPA BAY

SAINTS: 42 BUCCANEERS: 17
MERCEDES-BENZ SUPERDOME
NEW ORLEANS, LA. - 12/29/13
ATTENDANCE: 73,150
TIME: 3:06

GAME NOTES

The New Orleans defense surrendered only 290 yards and 17 points, completing the biggest defensive turnaround since the 1970 merger where they surrendered 134.4 fewer net yards per game and an NFL best 9.4 points per game fewer than 2012.

The Saints wrapped up the season with their second performance of the season with at least 40 points scored.

583,210 fans attended regular season games in the Mercedes-Benz Superdome, the eighth consecutive campaign where every game sold out.

The Saints finished the regular season 11-5 and punched their playoff ticket with a 42-17 win over the Tampa Bay Buccaneers.

New Orleans got on the scoreboard early when QB **Drew Brees** connected with WR **Lance Moore** on a 44-yard touchdown. Tampa Bay answered with an impressive four-play, 62-yard drive that ended with a 48-yard touchdown pass from QB **Mike Glennon** to WR **Tiquan Underwood** on a flea flicker play that took only 1:35.

The Saints quickly regained the lead after Brees led the offense on a 80-yard drive in nine plays finishing with a 10-yard touchdown pass to TE **Jimmy Graham**. ILB **David Hawthorne** then stopped Tampa Bay RB **Brian Leonard** for a five-yard loss on a third down play and then the New Orleans defense forced a three-and-out on a subsequent drive. Brees would then find WR **Robert Meachem** for a 41-yard touchdown. Tampa Bay then got back within seven on a one-yard TD pass from Glennon to TE **Tim Wright**. The Saints would extend the lead back to 14 under a minute later on a 76-yard pass play from Brees to WR **Kenny Stills**.

Following a 54-yard field goal by Tampa Bay K **Rian Lindell** on the Buccaneers opening possession, Brees engineered a 92-yard drive in 10 plays that ended with an eight-yard touchdown run by RB **Pierre Thomas** to extend the lead to 35-17.

The Saints defense dominated the rest of the way starting on Tampa Bay's next offensive play when CB **Keenan Lewis** picked off Glennon, setting up a nine-yard rushing TD by Brees three plays later to seal the victory.

SAINTS–BUCCANEERS GAME SUMMARY

Tampa Bay Buccaneers	7	7	3	0	- 17
New Orleans Saints	14	14	7	7	- 42

Team	Qtr	Time	Play Description (Extra Point) (Drive Info)	V-H
NO	1	10:15	Moore 44 pass from Brees (S. Graham kick) (9-80, 4:45)	0-7
TB	1	8:40	Underwood 48 pass from Glennon (Lindell kick) (4-62, 1:35)	7-7
NO	1	3:08	J. Graham 10 pass from Brees (S. Graham kick) (9-80, 5:32)	7-14
NO	2	8:04	Meachem 41 pass from Brees (S. Graham kick) (5-57, 1:29)	7-21
TB	2	3:28	Wright 1 pass from Glennon (Lindell kick) (9-80, 4:36)	14-21
NO	2	2:40	Stills 76 pass from Brees (S. Graham kick) (3-80, 0:48)	14-28
TB	3	6:35	Lindell 54 FG (13-44, 8:25)	17-28
NO	3	1:22	Thomas 8 run (S. Graham kick) (10-92, 5:13)	17-35
NO	4	14:08	Brees 9 run (S. Graham kick) (4-25, 2:05)	17-42

FIELD GOALS (made () and missed)
TB: Lindell (54)

NO: None

16 vs. Tampa Bay

TAMPA BAY BUCCANEERS

RUSHING	ATT	YDS	AVG	LG	TD
Rainey	11	35	3.2	16	0
Leonard	5	35	7.0	24	0
Hill	1	3	3.0	3	0
Wright	1	2	2.0	2	0
Total	18	75	4.2	24	0

PASSING	ATT	CMP	YDS	SK/YD	TD	LG	INT
Glennon	41	22	219	2/4	2	48t	1
Koenen	1	0	0	0/0	0	0	0
Total	42	22	219	2/4	2	48t	1

RECEIVING	NO	YDS	AVG	LG	TD
Underwood	5	93	18.6	48t	1
Wright	5	58	11.6	24	1
Jackson	4	35	8.8	12	0
Leonard	3	1	0.3	4	0
Hill	2	23	11.5	12	0
Owusu	1	5	5.0	5	0
Lorig	1	3	3.0	3	0
Rainey	1	1	1.0	1	0
Total	22	219	10.0	48t	2

INT	NO	YDS	AVG	LG	TD
Total	0	0	0.0	0	0

PUNTING	NO	YDS	AVG	TB	I20	LG
Koenen	5	240	48.0	0	2	52
Total	5	240	48.0	0	2	52

PT RET	NO	YDS	AVG	FC	LG	TD
Page	0	0	0.0	1	0	0
Total	0	0	0.0	1	0	0

KO RET	NO	YDS	AVG	FC	LG	TD
Page	3	69	23.0	0	26	0
Total	3	69	23.0	0	26	0

NEW ORLEANS SAINTS

RUSHING	ATT	YDS	AVG	LG	TD
Robinson	12	50	4.2	25	0
Thomas	7	20	2.9	8t	1
Ingram	3	20	6.7	15	0
Brees	2	8	4.0	9t	1
Collins	2	3	1.5	2	0
Sproles	3	-1	-0.3	5	0
McCown	1	-2	-2.0	-2	0
Total	30	98	3.3	25	2

PASSING	ATT	CMP	YDS	SK/YD	TD	LG	INT
Brees	31	24	381	1/11	4	76t	0
Total	31	24	381	1/11	4	76t	0

RECEIVING	NO	YDS	AVG	LG	TD
Colston	6	67	11.2	24	0
Graham	5	71	14.2	33	1
Moore	4	73	18.3	44t	1
Sproles	2	30	15.0	24	0
Stills	1	76	76.0	76t	1
Meachem	1	41	41.0	41t	1
Hill	1	8	8.0	8	0
Watson	1	7	7.0	7	0
Ingram	1	3	3.0	3	0
Thomas	1	3	3.0	3	0
Collins	1	2	2.0	2	0
Total	24	381	15.9	76t	4

INT	NO	YDS	AVG	LG	TD
Lewis	1	2	2.0	2	0
Total	1	2	2.0	2	0

PUNTING	NO	YDS	AVG	TB	I20	LG
Morstead	4	161	40.3	1	2	50
Total	4	161	40.3	1	2	50

PT RET	NO	YDS	AVG	FC	LG	TD
Sproles	1	0	0.0	3	0	0
Total	1	0	0.0	3	0	0

KO RET	NO	YDS	AVG	FC	LG	TD
Sproles	1	22	22.0	0	22	0
Total	1	22	22.0	0	22	0

TEAM STATISTICS	TB	NO
TOTAL FIRST DOWNS	18	21
By Rushing	4	7
By Passing	11	14
By Penalty	3	0
3rd DOWN EFFICIENCY	3-13-23%	7-13-54%
4th DOWN EFFICIENCY	1-3-33%	1-2-50%
TOTAL NET YARDS	290	468
Total Plays	62	62
Avg. Per Play	4.7	7.5
NET YARDS RUSHING	75	98
Total Rushes	18	30
Avg. Per Play	4.2	3.3
Tackles For Loss-Yards	3-7	7-14
NET YARDS PASSING	215	370
Sacked-Yards Lost	2-4	1-11
Gross Yards	219	381
PASSING: Att.-Comp.-INT	42-22-1	31-24-0
Avg. Per Play	4.9	11.6
KICKOFFS: No.-In EZ-Touchbacks	4-4-3	7-5-4
PUNTS: No.-Avg.	5-48.0	4-40.3
Had Blocked	0	0

TEAM STATISTICS	TB	NO
FGs-PATs HAD BLOCKED	0-0	0-0
Net Punting Avg.	48.0	35.3
TOTAL RETURN YARDAGE	0	2
No. and Yards Punt Returns	0-0	1-0
No. and Yards Kickoff Returns	3-69	1-22
No. and Yards Interception Returns	0-0	1-2
PENALTIES: No.-Yds.	8-78	9-94
FUMBLES: No.-Lost	0-0	0-0
TOUCHDOWNS	2	6
Rushing	0	2
Passing	2	4
EXTRA POINTS: Made-Att.	2-2	6-6
Kicking: Made-Att.	2-2	6-6
FIELD GOALS: Made-Att.	1-1	0-0
RED ZONE EFFICIENCY	1-1-100%	3-3-100%
GOAL-TO-GO EFFICIENCY	1-1-100%	0-0-0%
SAFETIES	0	0
FINAL SCORE	17	42
TIME OF POSSESSION	25:48	34:12

NFC WILD CARD PLAYOFF



GAME
P1
AT

PHILADELPHIA

SAINTS: 26 EAGLES: 24
LINCOLN FINANCIAL FIELD
PHILADELPHIA, PA. - 1/4/14
ATTENDANCE: 69,144
TIME: 3:06

NFL WILD CARD

The Saints overcame some struggles in the red zone with an aggressive defense and consistent running game. Following a 32-yard field goal as time expired from K **Shayne Graham** the Saints walked away with their first postseason road victory in franchise history in a 26-24 win at the Philadelphia Eagles in front of a crowd of 69,144 at Lincoln Financial Field.

The New Orleans defense surrendered only 256 net yards, allowed Philadelphia to convert only three-of-12 third down attempts and and were helped by sacks from DEs **Cameron Jordan** and **Akiem Hicks**. New Orleans rushed for 185 total net yards led by a 97-yard performance with one touchdown by RB **Mark Ingram** in his postseason debut on 18 carries and WR **Lance Moore** had a third quarter 24-yard touchdown catch.

After being ahead 20-7 late in the third quarter, the Eagles went on a 17-3 run and took a one point lead with 4:54 left in the contest. QB **Drew Brees** helped the Saints eat the entire clock on a 10-play, 34-yard drive to set up the game-winning field goal.

New Orleans scored first with a 36-yard field goal by Graham with :37 left in the second quarter. It was set up by a mix of short passes and runs by Brees, Ingram and RBs **Khiry Robinson** and **Darren Sproles**.

The Eagles responded with a six-play, 44-yard drive to take the lead. Philadelphia QB **Nick Foles** completed a 10-yard TD to WR **Riley Cooper**. New Orleans closed the gap to 7-6 going into halftime on a 46-yard field goal by Graham as time expired.

GAME NOTES

The victory was the first postseason road win in franchise history by New Orleans and gave them a 2-1 edge against the Eagles in the playoffs.

The Saints outrushed the Eagles 185-80. New Orleans outrushed its opponents six times in the regular season and was 5-1 in those games.

DE Cameron Jordan finished with four tackles (three solo) and a postseason career-high 1.5 sacks to add to his team-leading regular season total of 12.5.

RB Mark Ingram received the start in his NFL postseason debut and carried 18 times for 97 yards and also scored a third quarter touchdown on a four-yard run.

WR Lance Moore caught his first career touchdown in the postseason when he hauled in a 24-yard scoring strike from Drew Brees in the third quarter.

CB Keenan Lewis made his Saints playoff debut and had his first career NFL postseason start, recording six solo tackles and a pass defense before being forced to leave the game in the fourth quarter with a head injury.

In his Saints postseason debut, K Shayne Graham connected on a club playoff record four-of-four field goal attempts, including booting a 32-yard game-winning kick as time expired.

QB Drew Brees helped engineer the game-winning 10-play, 34-yard drive at the end of the fourth quarter. Overall he completed 20-of-30 passes for 250 yards with one TD.

Philadelphia took the ball first to open the second half and New Orleans forced them into a three-and-out and punt, led by a split sack of Foles by Hicks and Jordan on third down that pinned the Eagles back at their 10. New Orleans took possession at their 47-yard line and quickly took the lead back when Brees connected with Moore for the club's only passing touchdown.

On the next drive, New Orleans again stymied the Eagles into a three-and-out. Following the punt, they got the ball back at their 34-yard line. Eight plays and 66 yards later, Ingram rushed four yards into the end zone for a touchdown to give the Saints the 20-7 lead.

The Eagles quickly drove down the field before the end of third quarter with RB **LeSean McCoy** rushing one yard into the end zone. At the start of the fourth quarter the clubs traded field goals. However on Philadelphia's last drive, they attacked the New Orleans secondary and took advantage of a 40-yard pass interference penalty and two plays later Foles connected with TE **Zach Ertz** on a three-yard TD for the lead, but leaving enough time for the Saints rally.

SAINTS–EAGLES GAME SUMMARY

New Orleans Saints	**0**	**6**	**14**	**6**	**-**	**26**
Philadelphia Eagles	**0**	**7**	**7**	**10**	**-**	**24**

Team	Qtr	Time	Play Description (Extra Point) (Drive Info)	V-H
NO	2	8:37	S. Graham 36 FG (11-43, 5:45)	3-0
PHI	2	1:48	Cooper 10 pass from Foles (Henery kick) (6-44, 2:24)	3-7
NO	2	0:00	S. Graham 46 FG (8-47, 1:48)	6-7
NO	3	10:08	Moore 24 pass from Brees (S. Graham kick) (6-53, 3:34)	13-7
NO	3	3:54	Ingram 4 run (S. Graham kick) (8-66, 4:52)	20-7
PHI	3	0:32	McCoy 1 run (Henery kick) (7-65, 3:22)	20-14
PHI	4	11:14	Henery 31 FG (7-28, 2:59)	20-17
NO	4	8:04	S. Graham 35 FG (7-58, 3:10)	23-17
PHI	4	4:54	Ertz 3 pass from Foles (Henery kick) (8-77, 3:10)	23-24
NO	4	0:00	S. Graham 32 FG (10-34, 4:54)	26-24

FIELD GOALS (made () and missed)
NO: S. Graham (36) (46) (35) (32) **PHI:** Henery 48WL (31)

P1 @ Philadelphia

NEW ORLEANS SAINTS

RUSHING	ATT	YDS	AVG	LG	TD
Ingram	18	97	5.4	18	1
Robinson	8	45	5.6	13	0
Sproles	4	29	7.3	13	0
Brees	5	13	2.6	5	0
Stills	1	1	1.0	1	0
Total	36	185	5.1	18	1

PASSING	ATT	CMP	YDS	SK/YD	TD	LG	INT
Brees	30	20	250	2/1	1	40	2
Total	30	20	250	2/1	1	40	2

RECEIVING	NO	YDS	AVG	LG	TD
Sproles	4	31	7.8	9	0
J. Graham	3	44	14.7	21	0
Stills	3	35	11.7	14	0
Ingram	3	17	5.7	11	0
Moore	2	31	15.5	24t	1
Colston	2	16	8.0	10	0
Meachem	1	40	40.0	40	0
Watson	1	27	27.0	27	0
Hill	1	9	9.0	9	0
Total	20	250	12.5	40	1

INT	NO	YDS	AVG	LG	TD
Total	0	0	0.0	0	0

PUNTING	NO	YDS	AVG	TB	I20	LG
Morstead	3	105	35.0	0	1	47
Total	3	105	35.0	0	1	47

PT RET	NO	YDS	AVG	FC	LG	TD
Sproles	3	31	10.3	0	14	0
Total	3	31	10.3	0	14	0

KO RET	NO	YDS	AVG	FC	LG	TD
Sproles	4	98	24.5	0	39	0
Total	4	98	24.5	0	39	0

PHILADELPHIA EAGLES

RUSHING	ATT	YDS	AVG	LG	TD
McCoy	21	77	3.7	11	1
Foles	1	3	3.0	3	0
Total	22	80	3.6	11	1

PASSING	ATT	CMP	YDS	SK/YD	TD	LG	INT
Foles	33	23	195	2/19	2	40	0
Total	33	23	195	2/19	2	40	0

RECEIVING	NO	YDS	AVG	LG	TD
Cooper	6	68	11.3	22	1
Avant	5	21	4.2	6	0
McCoy	4	15	3.8	7	0
Jackson	3	53	17.7	40	0
Ertz	3	22	7.3	15	1
Celek	2	16	8.0	24	0
Total	23	195	8.5	40	2

INT	NO	YDS	AVG	LG	TD
Fletcher	1	24	24.0	24	0
Ryans	1	23	23.0	23	0
Total	2	47	23.5	24	0

PUNTING	NO	YDS	AVG	TB	I20	LG
Jones	5	244	48.8	1	1	55
Total	5	244	48.8	1	1	55

PT RET	NO	YDS	AVG	FC	LG	TD
Jackson	1	29	29.0	1	29	0
Total	1	29	29.0	1	29	0

KO RET	NO	YDS	AVG	FC	LG	TD
Smith	5	124	24.8	0	35	0
Total	5	124	24.8	0	35	0

TEAM STATISTICS	NO	PHI
TOTAL FIRST DOWNS	26	17
By Rushing	14	6
By Passing	11	10
By Penalty	1	1
3rd DOWN EFFICIENCY	7-13-54%	3-12-25%
4th DOWN EFFICIENCY	0-0-0%	2-2-100%
TOTAL NET YARDS	434	256
Total Plays	68	57
Avg. Per Play	6.4	4.5
NET YARDS RUSHING	185	80
Total Rushes	36	22
Avg. Per Play	5.1	3.6
Tackles For Loss-Yards	1-1	1-4
NET YARDS PASSING	249	176
Sacked-Yards Lost	2-1	2-19
Gross Yards	250	195
PASSING: Att.-Comp.-INT	30-20-2	33-23-0
Avg. Per Play	7.8	5.0
KICKOFFS: No.-In EZ-Touchbacks	5-4-0	5-2-1
PUNTS: No.-Avg.	3-35.0	5-48.8
Had Blocked	0	0

TEAM STATISTICS	NO	PHI
FGs-PATs HAD BLOCKED	0-0	0-0
Net Punting Avg.	25.3	38.6
TOTAL RETURN YARDAGE	31	76
No. and Yards Punt Returns	3-31	1-29
No. and Yards Kickoff Returns	4-98	5-124
No. and Yards Interception Returns	0-0	2-47
PENALTIES: No.-Yds.	7-85	4-38
FUMBLES: No.-Lost	0-0	0-0
TOUCHDOWNS	2	3
Rushing	1	1
Passing	1	2
EXTRA POINTS: Made-Att.	2-2	3-3
Kicking: Made-Att.	2-2	3-3
FIELD GOALS: Made-Att.	4-4	1-2
RED ZONE EFFICIENCY	1-4-25%	3-5-60%
GOAL-TO-GO EFFICIENCY	1-1-100%	2-2-100%
SAFETIES	0	0
FINAL SCORE	26	24
TIME OF POSSESSION	34:53	25:07

GAME
P2
AT

SEATTLE

SEAHAWKS: 23 SAINTS: 15
CENTURYLINK FIELD
SEATTLE, WA. - 1/11/14
ATTENDANCE: 63,388
TIME: 3:08

GAME NOTES

The Saints limited Seattle to 277 yards of total offense and an average of 4.9 yards per play. New Orleans gave up only 13 first downs in the game.

Undrafted rookie RB Khiry Robinson received his first career NFL start in the game and led the Saints in rushing with 13 carries for 57 yards with a fourth-quarter one-yard touchdown to put the Saints on the scoreboard.

WR Marques Colston set postsason career-highs in both catches and yardage with 11 grabs for 139 yards along with a fourth quarter touchdown grab. Colston surpassed 100 receiving yards for the third time in his postseason career and third time in the last four playoff contests.

ILB Curtis Lofton posted a team-leading 11 tackles (four solo) and recorded the first sack of his postseason career.

DE Cameron Jordan registered his second sack of the postseason when he tackled Seattle QB Russell Wilson on a third down play late in the second quarter to force the Seahawks to kick a field goal.

QB Drew Brees completed 24-of-43 passes for 304 yards with one TD for the sixth 300-yard passing game of his 11-game playoff career.

Held scoreless until a fourth quarter rally, New Orleans was unable to overcome a 16-0 halftime deficit in a 23-15 loss to the Seattle Seahawks, ending New Orleans' playoff run in the NFC Divisional Round at CenturyLink Field.

New Orleans successfully stymied the passing game, allowing Seahawks QB **Russell Wilson** to complete only nine-of-18 passes for 103 yards and sacked him three times, while Saints signal-caller **Drew Brees** completed 24-of-34 passes for 304 yards with one touchdown.

The New Orleans defense allowed only seven points in the final 31:18 of the game and 277 yards overall.

After New Orleans was forced into a three-and-out on the game's opening drive, Seattle took advantage of a 16-yard punt by P **Thomas Morstead** due to the wind and a 15-yard unnecessary roughness penalty assessed to S **Rafael Bush** and Seahawks K **Steven Hauschka** booted a 38-yard field goal.

New Orleans then started at their 20 and advanced to the Seattle 27-yard line, but **Shayne Graham**'s 45-yard field goal attempt went wide left. Seattle scored nine plays later on a 49-yard field goal by Hauschka.

On the first play of the second quarter, Saints RB **Mark Ingram** fumbled and it was recovered by Seahawks DE **Michael Bennett**. Two plays later, Seattle RB **Marshawn Lynch** ran up the middle for a 15-yard touchdown. A 26-yard field goal by Hauschka gave the Seahawks a 16-0 lead at halftime.

Following a scoreless third quarter where both teams squandered opportunities, the Saints trimmed the deficit to 16-8 49 seconds into the fourth quarter on a one-yard scoring run by rookie RB **Khiry Robinson** followed by a successful two-point conversion rush by Ingram. The Saints then forced Seattle to punt twice. Following the second one, New Orleans advanced to the Seattle 30, but a 48-yard field goal attempt by Graham sailed wide

left. The Seahawks then took advantage of the field position and Lynch eluded several defenders for a 31-yard TD.

Brees moved the Saints to the Seattle three-yard line at the two-minute warning. He led a nine-play, 80-yard drive down the field and got WR **Marques Colston** into the end zone with 26 seconds remaining.

Colston subsuquently recovered the onside kick at the New Orleans 41. First Brees completed an eight-yard pass to TE **Jimmy Graham**. After spiking the ball on second down, the signal-caller threw a 13-yard pass to Colston, who attempted a lateral that was penalized as an illegal forward pass. Following the penalty runoff, the Saints' season came to an end against the eventual Super Bowl Champions.

SAINTS–SEAHAWKS GAME SUMMARY

New Orleans Saints	**0**	**0**	**0**	**15**	**-**	**15**
Seattle Seahawks	**6**	**10**	**0**	**7**	**-**	**23**

Team	Qtr	Time	Play Description (Extra Point) (Drive Info)	V-H
SEA	1	10:19	Hauschka 38 FG (6-20, 3:20)	0-3
SEA	1	0:37	Hauschka 49 FG (9-34, 4:26)	0-6
SEA	2	14:17	Lynch 15 run (Hauschka kick) (2-24, 0:34)	0-13
SEA	2	1:18	Hauschka 26 FG (12-63, 4:44)	0-16
NO	4	13:11	Robinson 1 run (Ingram run) (9-74, 4:27)	8-16
SEA	4	2:40	Lynch 31 run (Hauschka kick) (4-62, 1:11)	8-23
NO	4	0:26	Colston 9 pass from Brees (S. Graham kick) (9-80, 2:14)	15-23

FIELD GOALS (made () and missed)
NO: S. Graham 45WL 48WL **SEA:** Hauschka (38) (49) (26)



P2 @ Seattle

NEW ORLEANS SAINTS

RUSHING	ATT	YDS	AVG	LG	TD
Robinson	13	57	4.4	17	1
Ingram	10	49	4.9	12	0
Sproles	3	2	0.7	1	0
					0
Total	26	108	4.2	17	1

PASSING	ATT	CMP	YDS	SK/YD	TD	LG	INT
Brees	43	24	304	1/8	1	52	0
Total	43	24	304	1/8	1	52	0

RECEIVING	NO	YDS	AVG	LG	TD
Colston	11	139	12.6	25	1
Sproles	5	32	6.4	14	0
Meachem	2	69	34.5	52	0
Moore	2	20	10.0	11	0
Hill	1	23	23.0	23	0
Robinson	1	13	13.0	13	0
J. Graham	1	8	8.0	8	0
Watson	1	0	0.0	0	0
Total	24	304	12.7	52	1

INT	NO	YDS	AVG	LG	TD
Total	0	0	0.0	0	0

PUNTING	NO	YDS	AVG	TB	I20	LG
Morstead	4	155	38.8	0	2	55
Total	4	155	38.8	0	2	55

PT RET	NO	YDS	AVG	FC	LG	TD
Sproles	0	0	0.0	2	0	0
Total	0	0	0.0	2	0	0

KO RET	NO	YDS	AVG	FC	LG	TD
Sproles	2	43	21.5	0	25	0
Total	2	43	21.5	0	25	0

SEATTLE SEAHAWKS

RUSHING	ATT	YDS	AVG	LG	TD
Lynch	28	140	5.0	31t	2
Wilson	3	16	5.3	8	0
Turbin	3	9	3.0	5	0
Harvin	1	9	9.0	9	0
Total	35	174	5.0	31t	2

PASSING	ATT	CMP	YDS	SK/YD	TD	LG	INT
Wilson	18	9	103	3/0	0	25	0
Total	18	9	103	3/0	0	25	0

RECEIVING	NO	YDS	AVG	LG	TD
Harvin	3	21	7.0	16	0
Baldwin	2	30	15.0	24	0
Kearse	1	25	25.0	25	0
Tate	1	13	13.0	13	0
Miller	1	11	11.0	11	0
Lynch	1	3	3.0	3	0
Total	9	103	11.4	25	0

INT	NO	YDS	AVG	LG	TD
Total	0	0	0.0	0	0

PUNTING	NO	YDS	AVG	TB	I20	LG
Ryan	6	220	36.7	0	1	44
Total	6	220	36.7	0	1	44

PT RET	NO	YDS	AVG	FC	LG	TD
Tate	1	5	5.0	0	5	0
Total	1	5	5.0	0	5	0

KO RET	NO	YDS	AVG	FC	LG	TD
Baldwin	1	21	21.0	0	21	0
Total	1	21	21.0	0	21	0

TEAM STATISTICS	NO	SEA
TOTAL FIRST DOWNS	25	13
By Rushing	6	6
By Passing	16	5
By Penalty	3	2
3rd DOWN EFFICIENCY	3-12-25%	5-14-36%
4th DOWN EFFICIENCY	1-3-33%	0-0-0%
TOTAL NET YARDS	404	277
Total Plays	70	56
Avg. Per Play	5.8	4.9
NET YARDS RUSHING	108	174
Total Rushes	26	35
Avg. Per Play	4.2	5.0
Tackles For Loss-Yards	2-6	3-11
NET YARDS PASSING	296	103
Sacked-Yards Lost	1-8	3-0
Gross Yards	304	103
PASSING: Att.-Comp.-INT	43-24-0	18-9-0
Avg. Per Play	6.7	4.9
KICKOFFS: No.-In EZ-Touchbacks	3-2-1	6-6-4
PUNTS: No.-Avg.	4-38.8	6-36.7
Had Blocked	0	0

TEAM STATISTICS	NO	SEA
FGs-PATs HAD BLOCKED	0-0	0-0
Net Punting Avg.	37.5	36.7
TOTAL RETURN YARDAGE	0	5
No. and Yards Punt Returns	0-0	1-5
No. and Yards Kickoff Returns	2-43	1-21
No. and Yards Interception Returns	0-0	0-0
PENALTIES: No.-Yds.	8-69	6-52
FUMBLES: No.-Lost	2-1	0-0
TOUCHDOWNS	2	2
Rushing	1	2
Passing	1	0
EXTRA POINTS: Made-Att.	2-2	2-2
Kicking: Made-Att.	1-1	2-2
Rushing: Made-Att.	1-1	0-0
FIELD GOALS: Made-Att.	0-2	3-3
RED ZONE EFFICIENCY	2-2-100%	1-2-50%
GOAL-TO-GO EFFICIENCY	1-1-100%	0-1-0%
SAFETIES	0	0
FINAL SCORE	15	23
TIME OF POSSESSION	30:30	29:30

FOOTBALL OPERATIONS

Ryan PACE

DIRECTOR OF PLAYER PERSONNEL

Ryan Pace enters his second season as the Saints Director of Player Personnel in 2014 and will work closely with Executive Vice President/General Manager Mickey Loomis to oversee the club's college and pro scouting operation and all aspects of scouting and evaluation of college prospects and professional players, including the Saints roster.

Entering his 13th year as a member of the Saints player personnel department, Pace spent six seasons as the club's Director of Pro Scouting before being promoted to his current role. In addition to overseeing the club's staff of pro scouts, Pace's responsibilities included recommending player acquisitions by evaluating current Saints players and scouting current and future free agents from the NFL and other professional leagues, monitoring the waiver wire, researching possible trade opportunities and supervising the advance scouting of upcoming opponents. In addition, as the organization prepared for the NFL Draft following the season, Pace assisted in the evaluation of some of the top college prospects.

Prior to becoming Director of Pro Scouting, Pace served as a Pro Scout from 2004-06, with his efforts including evaluating veteran free agents, scouting upcoming opponents and evaluating college players in preparation for the NFL Draft. He had served as a Scouting Assistant for two years starting in 2002. His well-rounded experiences included evaluating players from around the league as well as prospects from NFL Europe, the Arena Football League and the Canadian Football League. Pace also tracked player movement, scouted college players and assisted in the preparation of the draft room.

In 2008, he was selected by the club to attend the Stanford Business School's Executive Education NFL-Stanford Program for Managers, an educational program and honor known across the league as an important training ground for promising executives.

Pace first joined the Saints in 2001, assisting in the coordination of all operations on game days, training camp and with the Mercedes-Benz Superdome.

Originally from Flower Mound, Texas, Pace was a four-year letterman at defensive end at Eastern Illinois (1995-99) – serving as team captain as a senior – and graduated with a bachelor's degree in marketing.



Rick REIPRISH

DIRECTOR OF COLLEGE SCOUTING

A key member of the Saints' player personnel department since 2004, Rick Reiprish has been an integral part of the club's scouting efforts since arriving in New Orleans. He brings over three decades of experience to his position.

As the club's Director of College Scouting, his responsibilities include coordinating the efforts of the team's area scouts, working to build a consensus entering the draft and grading and scouting college players throughout the year. Reiprish's insight has been essential to the Saints' success during the NFL Draft since his arrival.

New Orleans has picked up a steady stream of top contributors since 2004, including Pro Bowlers DE Will Smith, T Jammal Brown, S Roman Harper, G Jahri Evans, G Carl Nicks, T Jermon Bushrod, TE Jimmy Graham, P Thomas Morstead and DE Cameron Jordan. The draft has also brought mid- and late-round finds such as Bushrod, Evans, Nicks, WR Marques Colston, T Zach Strief, Morstead and WR Kenny Stills, and the scouts have made savvy discoveries in undrafted free agents, most notably RB Pierre Thomas and OLB Junior Galette.

Reiprish joined the Saints following an eight-year stint (1994-2002) with Jacksonville as Director of Player Personnel, where he was an architect of the Jaguars' rapid ascension to the top of the AFC. He was responsible for each of the club's drafts since its inaugural effort in 1995, selecting such stalwarts as T Tony Boselli, DE Tony Brackens, RB Fred Taylor, S Donovin Darius and CB Fernando Bryant. Of the team's seven first-round picks from 1995 to 1999, each became a starter, more than any other NFL team in that span.

Originally hired as the Jaguars' Director of College Scouting in 1994, Reiprish was promoted to Director of Player Personnel in 1998. He was responsible for the pro and college scouting departments, including directing the scouting of college players and the draft as well as the evaluation of veteran free agents.

Reiprish joined the Jaguars after working for the Seattle Seahawks for 10 years (1984-94), first as an area scout before being promoted to Eastern Scout Supervisor in 1989. He began his NFL career as a Southeast Scout with BLESTO from 1979-82. For the previous three years, he was a Personnel Scout for the Kansas City Chiefs.

Reiprish coached wide receivers and running backs at Austin Peay State University (1973-76) before going to East Tennessee State in 1977, where he

coached quarterbacks and running backs. In 1978, he was the offensive line coach at North Alabama.

A native of Shamokin, Pa., Reiprish graduated from Villanova in 1972, where he played wide receiver and tight end in his career after being recruited to play quarterback for the Wildcats. He earned a master's degree in education-administration and supervision from Austin Peay in 1974.



Khai HARLEY

DIRECTOR OF FOOTBALL ADMINISTRATION

Entering his seventh season with the Saints and 14th in the NFL, Director of Football Administration Khai Harley's primary focus is salary cap management. He works in conjunction with the player personnel department, making the club's player acquisitions fit within the structure of the cap. His duties also include contract negotiations, coordinating different areas of football operations and being involved in the administrative functions of running the club.

Harley has a deep background in NFL salary cap administration, Collective Bargaining Agreement (CBA) regulations, and the research of player contracts. He arrived in New Orleans in 2008 after serving for five years as the Manager of Labor Operations with the NFL Management Council. He was responsible for ensuring personnel transactions and player contracts submitted by each team complied with the CBA and the NFL's Constitution & Bylaws while also providing advice to club officials during contract negotiations.

On a daily basis, Harley researches contracts and cap statistics from not only the club but from around the league. It is similar to the daily and yearly reconciliation he did for all 32 clubs in his former position, where he calculated cap figures for each team, made adjustments for the following year and analyzed statistical trends related to player signings.

Harley has also been a member of the NFL's Diversity Council, which is designed to promote diversity throughout the NFL's administrative offices, recommend diversity initiatives and implement/oversee approved programs. He started in the League Office in 2002 as a Player Personnel Analyst, working to ensure each team's compliance with the salary cap, analyzing player contracts and researching the eligibility of college players.

Harley served as an administrative intern with the Philadelphia Eagles from 2001-02 – gathering data used to determine whether players earned performance-

based incentives while also handling other administrative duties – and earlier in 2001 served as football operations intern for the Indianapolis Colts.

Prior to entering the NFL, Harley was a financial analyst with Bloomberg, L.P. from 1995-2000, analyzing domestic and international bond markets, studying trends in European markets for clients, training employees and international staff and ensuring debt issuance within Emerging, Latin American, and U.S. Private Placement Markets were in compliance with corporate and SEC guidelines.

The Somerville, N.J. native graduated with a degree in accounting from Rutgers University in 1998, twice receiving the National Association of Black Accountants Scholarship Award. He earned a master's degree in sports management from Springfield College in 2001. Harley was recognized by the Rutgers' African-American Alumni Alliance in 2012 as a Hall of Fame inductee for his continuing contributions in supporting the educational programming, cultural awareness and development in continuing education in the undergraduate, graduate and post graduate levels.

James NAGAOKA

DIRECTOR OF OPERATIONS

Entering his 15th season with the Saints and 37th overall in the NFL, Director of Operations James Nagaoka oversees all aspects of the logistics and day-to-day needs of the football team. He was promoted to his current position in 2003.

Nagaoka arrived in New Orleans in 2000 and served as director of team logistics/box office manager for three seasons. Included in his many responsibilities is managing the Saints' training camp operations, and in 2002 Nagaoka coordinated the construction of the indoor practice field, locker room, weight room and cafeteria at the Saints facility.

He joined the Saints after working for the Seattle Seahawks for 22 years, holding a wide spectrum of responsibilities during his tenure. His duties included entertainment, travel coordination, special projects and ticket sales. As ticket director, Nagaoka managed both sales and operations for 15-consecutive sold-out seasons.

A graduate of the University of Washington, Nagaoka has degrees in communications and Japanese literature.

Terry FONTENOT

DIRECTOR OF PRO SCOUTING

Terry Fontenot begins his 12th season with the Saints organization and second as the Director of Pro Scouting. His responsibilities in managing the pro personnel department on a daily basis will include recommending player acquisitions by evaluating players from all professional leagues, including the Saints roster, monitoring the waiver wire and supervising the advance scouting of upcoming opponents.

Fontenot spent seven seasons as a Pro Scout before his promotion, where his responsibilities included evaluating and rating current professional players and preparing the club for acquisitions through free agency or the waiver wire. He would also assist in the team's draft preparations and the weekly advance scouting of upcoming opponents.

Fontenot has held multiple positions in the scouting department, including as a Pro Scouting Assistant – where he helped evaluate free agents, track player movement, studied film and aided in the planning for the NFL Draft – and as an assistant in player personnel.

In 2012, he was selected by the club to attend the Stanford Business School's Executive Education NFL-Stanford Program for Managers, an education program and honor known across the league as an important training ground for promising executives.

A native of Lake Charles, La., he had a standout prep career and was an all-state defensive back at LaGrange High School. A four-year letterman at safety for Tulane from 1999-2003, Fontenot served as a team captain and was a member of the 2002 Hawaii Bowl Champion team. He graduated with a bachelor's degree in business and organizational information technology.



Ryan POWELL

PRO SCOUT

Entering his eighth season as a Pro Scout and 10th with the Saints, Ryan Powell has a wealth of responsibilities that include evaluating free agents from the NFL and other professional leagues, monitoring the waiver wire and advance scouting of opponents. Powell, who also assists in the club's yearly draft preparations, spent

his first two years in New Orleans as the team's Combine Scout. In that position, Powell evaluated college players for both the Saints as well as contributing reports to the National Football Scouting Combine.

Previously, Powell served as a Saints training camp intern in 2004. He also worked on the coaching staff at Linfield College, as an assistant on the team that won the 2004 NCAA Division III National Championship. Powell also worked for the Seattle Seahawks for three summers (1998-2000) as a training camp assistant.

A native of Bend, Ore., Powell graduated in political science and history from Linfield in 2002. He had a standout prep career at Mountain View High School, where he earned all-state honors before playing linebacker at Linfield.



Michael PARENTON
PRO SCOUT

Michael Parenton makes the transition to Pro Scout in 2014 for the New Orleans Saints after spending two seasons (2012-13) as a scouting assistant. In his role, Parenton assisted the team's player personnel department in various areas, including evaluating both college and professional players, advance scouting of upcoming opponents, in-season tryouts and attending college pro days.

The former offensive lineman played in two games with the New York Jets in 2009 after being signed by the club as an undrafted free agent out of Tulane University. The team captain was a four-year letterman on the Green Wave's football team and an All-Conference USA selection all four seasons. The Thibodaux, La. native graduated with a bachelor's degree in finance and also earned a master of accounting degree.



Dwaune JONES
REGIONAL SCOUT

With a background that includes stints as a professional player, coach and scout, Dwaune Jones enters his 10th season with the Saints and third as the Northern Regional Scout. He previously served as the Saints Midwest Area Scout.

A former wide receiver in the NFL and NFL Europe, his prior experience also

includes coaching wide receivers for the NFL Cologne Centurions from 2004-05 and serving as a training camp scouting intern for the Seattle Seahawks in 2004.

Jones was allocated to NFL Europe by Seattle in 2001 and caught 33 passes for 577 yards and five touchdowns for Berlin. In their World Bowl IX victory over Barcelona, Jones caught six passes for 161 yards and two touchdowns, including a game-winning 53-yard strike with just 4:08 left.

Jones also has NFL playing experience with the Cleveland Browns and Houston Texans and served as a training camp intern coach in NFL Europe in 2003.

During his college career at the University of Richmond, Jones was a three-year starter who hauled in 146 receptions for 1,994 yards and departed ranked sixth in school history with 15 touchdowns. Jones was also a sprinter on the track team.



Josh LUCAS
REGIONAL SCOUT

Josh Lucas embarks on his 10th year with the Saints player personnel department in 2014 and his third as a Southern Regional Scout after serving five years scouting the southwest for the club.

Prior to being promoted to an Area Scout in 2007, Lucas had spent two seasons as a Scouting Assistant, where he evaluated free agents, tracked player movement and assisted in the preparations for the NFL Draft.

Lucas joined the Saints after working for the Jacksonville Jaguars from 2002-04. In his final two years with the club, he was a marketing analyst working on the "Jacksonville 39" project, a marketing initiative that raised funds to finance capital improvements to ALLTEL Stadium. Those renovations were completed prior to the city hosting Super Bowl XXXIX.

In 2002, he was an intern for Jacksonville in football operations, and worked in the player personnel department during the club's 2004 training camp.

The Canton, Ohio native graduated Cum Laude from Harvard University, where he played safety from 1997-98 before a series of shoulder injuries ended his career.

Brian ADAMS
AREA SCOUT

Brian Adams enters his seventh season as a member of the club's player personnel department.

A veteran of 30 NFL seasons in player personnel, Adams arrived in New Orleans after spending eight seasons with the Carolina Panthers as an area scout. He joined the Panthers in 2001 after serving as one of only three scouts for the XFL in 2000. His football career began with an internship with the Cleveland Browns in 1982 while Adams was a student at Bowling Green University.

Adams became a full-time employee of the Browns in 1984 with a position in coaching administration. In 1989, he moved from coaching to scouting, and remained with Cleveland until the team's move to Baltimore in 1995.

A native of Independence, Ohio, Adams graduated from Cleveland State University after transferring from Bowling Green.



Mike BAUGH
AREA SCOUT

Mike Baugh – an experienced member of the player personnel department who is entering his 22nd season in the NFL – is responsible for evaluating the college prospects located in the central region of the country. Baugh is in his second stint with the Saints, rejoining the club in 2008 after serving as a Pro Scout with the club from 2000-04.

From 2005-07, Baugh served as the Assistant Director of Player Personnel for the Miami Dolphins. Prior to arriving in Miami, his responsibilities with New Orleans included evaluating free agent prospects, advance scouting of opponents and assisting in yearly draft preparations.

Baugh opened his NFL career with the Seattle Seahawks, spending eight years in various capacities. He started as a public relations intern in 1992, served as an administrative assistant to head coaches Tom Flores and Dennis Erickson from 1993-96 and moved to the personnel department in 1997, where he was a scouting assistant. In 1998, Baugh was named Manager of Football Administration for

Seattle, and in 1999, his final year with the club, was promoted to Assistant Director of Pro Scouting.

Baugh graduated from Central Washington University with a bachelor's degree in business administration.

Ryan HOLLERN
AREA SCOUT

Ryan Hollern enters his seventh year with the Saints and third as an Area Scout, after serving for four years as the club's Combine Scout.

The Indiana, Pa. native joined the Saints in 2008 after serving as Coordinator of Recruiting Operations at Mississippi State from 2006-07. In that position, he worked in the daily operation of the recruiting office, and his responsibilities included coordinating travel, scholarships, admissions, overseeing the video library and working as a liaison with pro scouts. Hollern was promoted after working as an Offensive Assistant while completing his graduate studies at MSU. In 2004, he was an administrative assistant in the football office during his initial year as a graduate student.

A 2001 graduate of Gannon University, Hollern played quarterback for two years for the Golden Knights. He coached quarterbacks at Harding University HS (Charlotte, N.C.) for one season prior to arriving at Mississippi State.



Joey VITT, JR.
AREA SCOUT

Joey Vitt, Jr. enters his first season as an Area Scout in 2014. Vitt has served a number of roles within the Saints personnel department since 2009. He last served as the club's Combine Scout for two seasons. Before becoming a Combine Scout he served as a Scouting Assistant for three seasons, with his duties including evaluating both college and professional players, advance scouting of upcoming opponents, in-season tryouts and attending college pro days.

Vitt was born March 3, 1980 in Towson, Md and majored in sports management at Towson. He is the son of Saints Assistant Head Coach/Linebackers Joe Vitt.



Terry WOODEN
AREA SCOUT

Bringing the perspective of a 10-year NFL veteran and the last 11 years as a scout, Terry Wooden enters his eighth year with the Saints as an Area Scout. His responsibilities include evaluating the prospects from the colleges located in the western region of the country.

Wooden joined the Saints in 2007 after serving as a College Scout for the Buffalo Bills from 2003-2006.
Wooden was selected in the second round (29th overall) by Seattle in the 1990 NFL Draft and played for the Seahawks through 1996. After departing Seattle, he had stints with the Kansas City Chiefs (1997) and the Oakland Raiders (1998). While with the Seahawks he was voted the 1992 Ed Block Courage Award winner, presented to the player who best exemplifies the principles of courage and sportsmanship.

During his college career at Syracuse, Wooden was a four-year starter and selected to the All-East Coast Athletic Conference first-team three times. He graduated in 1990 with a degree in sociology. Following his career, Wooden was voted to the Syracuse All-Century Team.

Terry's brother, JoJo Wooden, is the Director of Player Personnel for the San Diego Chargers.



Casey TALLEY
COMBINE SCOUT

Casey Talley enters his first season as the club's Combine Scout, and in his position works for the New Orleans Saints and the National Scouting Combine. The club is part of the scouting service, and Talley's reports on college prospects are shared with other teams that are members.

Prior to being promoted to Combine Scout, Talley had served as a Scouting Assistant with the Saints for two seasons. In his role, he assisted the team's player personnel department in various areas, including evaluating both college and professional players, advance scouting of upcoming opponents, in-season tryouts and attending college pro days.

Talley graduated from the University of Oklahoma in 2011 with a bachelor's degree in business administration.



Paul ZIMMER

COLLEGE SCOUTING COORDINATOR

Entering his eighth season with the Saints organization, Paul Zimmer enters his second year as College Scouting Coordinator for the Saints.

Zimmer is responsible for maintaining the day-to-day operations of the college scouting department regarding scouts' scheduling, processing and organizing the information gathered on draft-eligible players, and maintain a computer database of scouting reports.

The Sioux Falls, S.D. native served as a Video Assistant from 2010-13, where his primary duties were filming all games and practices, organizing weekly game film from other teams and creating specialized cutups for the coaching staff. He first joined the club as a ticket and suite sales account executive in 2007.

Zimmer played rugby at Northwest Missouri State and graduated in 2007 with a bachelor's degree in marketing.

Joseph LAINE

SALARY CAP ANALYST/ PLAYER PERSONNEL

Entering his 10th season with the Saints, Joseph Laine has a wide-range of responsibilities in the player personnel department. Laine serves as Salary Cap Analyst/Player Personnel, where he assists Director of Football Administration, Khai Harley, with the daily management of the salary cap, CBA compliance and player contract and salary analysis. Laine's duties also include monitoring daily league transactions and various league wide statistical and market trend analysis. Prior to 2009, Laine served as a Player Personnel Assistant after joining the Saints as a football operations intern in 2005.

Laine is a graduate of the University of New Orleans with a degree in business administration and an MBA from Tulane University.

Fred McAFEE

DIRECTOR OF PLAYER DEVELOPMENT

With a wide-range of responsibilities centered around helping players and their families improve their quality of life as well as invest in their futures, Fred McAfee enters his eighth season as Director of Player Development. He also organizes continuing college education opportunities, internships, life skills training seminars, financial education classes and family assistance.

In addition, McAfee serves as a conduit between players and their dealings with coaches and management. He also helps rookies adjust to the NFL and assists former players in making the transition into life following their careers. He was a longtime standout as a Saints' player, and retired following the 2006 season after a 15-year career.

The transition to the front office has been smooth for McAfee, who was known as a positive influence in the locker room during his time in the league. He played in 194 games in his career, including 122 contests in two stints with New Orleans. Picked by the Saints in the sixth round of the 1991 NFL Draft, he played for three of the club's five division champion teams and has been affiliated with the team for all five, including the 2009 Super Bowl XLIV Championship campaign.

McAfee first played for the Saints from 1991-1993, leading New Orleans in rushing as a rookie with a career-high 494 yards. That season the Saints won their first NFC West title. After a seven-game stint with the Arizona Cardinals in 1994, he was signed by Pittsburgh later that season. He stayed with the Steelers until 1997, and served as their special teams captain for two years.

McAfee rejoined the Saints in 2000 and was voted to the Pro Bowl in 2002 for his stellar special teams play. His final game in New Orleans was the 2006 finale vs. Carolina, and one of the final carries of McAfee's career was a six-yard burst for a touchdown in the third quarter.

He attended Mississippi College, where McAfee graduated with a degree in mass communications and was inducted into the Division II College Football Hall of Fame in 2011. In 2007, he completed the NFL Managers Program at Stanford University's Executive Education Graduate School of Business. Recently, he completed his Athlete Development Professional Certification at the Wharton School of Business.

FOOTBALL OPERATIONS

DEBBIE GALLAGHER
Exec. Asst. to the EVP/GM

DANNY LAWLESS
Director of Security

Greg BENSEL

SENIOR VICE PRESIDENT OF COMMUNICATIONS

With responsibilities that include serving as the team's official spokesman, overseeing all internal and external communications, broadcasting and digital media as well as being the primary liaison between the club and national and local media, Senior Vice President of Communications Greg Bensel enters his 18th season with the Saints. Along with his role with the Saints, Bensel also serves in the same capacity for the NBA's New Orleans Pelicans.

In addition to his duties with both the Saints and Pelicans, Bensel also manages the communications efforts of Saints and Pelicans Owner/Chairman of the Board Tom Benson's community giving and business enterprises.

Bensel was promoted to his current position after serving for nine seasons as Director of Media & Public Relations. In addition to managing his staff, his duties include working with the NFL's network media partners, media operations for home and away games and planning the long-range public relations initiatives for the club.

Bensel has also worked on the NFL public relations staffs for Super Bowl XXXII, XXXIII and XXXVI.

Prior to joining the Saints, Bensel was Director of Media Relations for the Super Bowl XXXI Host Committee and the Greater New Orleans Sports Foundation. He has also served on the media committee for the NCAA Men's Final Four, the SEC Men's Basketball Tournament and the Sugar Bowl.

A New Orleans native who graduated from Jesuit High School and Tulane, Bensel started his professional career as a media relations administrator for the PGA of America in Palm Beach Gardens, Fla., where he served on the public relations staffs for the 1991 PGA Championship, the 1991 Senior PGA Championship and the 1991 Ryder Cup.

COMMUNICATIONS STAFF/PHOTOGRAPHY

DOUG MILLER
Executive Director of Football Communications

DOUG TATUM
Executive Director of Digital Media

JUSTIN MACIONE
Football Communications Manager



LINDSEY MITCHELL
Corporate Communications Manager

ALEX RESTREPO
Digital Media/Social Media Manager

COURTNEY FORET
Communications Coordinator

SAMANTHA McLAIN
Communications Coordinator

MATT MENDELSON
Communications Coordinator



MICHAEL C. HEBERT
Director of Photography

JOHN DeSHAZIER
Senior Writer/ Digital Media Contributor



Dave DESPOSITO
VIDEO DIRECTOR

Dave Desposito, who oversees the filming of all games and practices and edits the video on a daily basis for the coaches, scouts and front office personnel, enters his 13th season with the Saints as Video Director.

Desposito's responsibilities include breaking down the opponent's weekly game video and keeping a detailed archive for the coaching staff. Under his supervision, the Saints have also installed a state-of-the-art, digital editing system networked throughout the building via computer, accessible by the coaching and player personnel staff. Desposito is also overseeing the club's upgrade to HD technology last offseason.

It's time-consuming work that involves late nights and tight deadlines, and the game film that Desposito and his staff generates – as well as that of every NFL team – is uploaded to a network that all 32 teams have access to.

Desposito came to New Orleans after serving as Assistant Video Director from

1998-2001 for the Jacksonville Jaguars. He worked from 1993-97 for the New York Giants as an intern, coach's show assistant and video assistant.

A native of Little Ferry, New Jersey, Desposito graduated from William Paterson University with a degree in communications.

VIDEO STAFF

JOE ALLEY
Assistant Video Director

JUSTIN MATTHEWS
Video Assistant

TIM YOUNGBLOOD
Video Assistant

Scottie B. PATTON

HEAD ATHLETIC TRAINER

Scottie Patton, a 23-year veteran of the NFL and entering his 15th season with the Saints, coordinates all medical care and injury rehabilitation as the club's head athletic trainer. He has supervised the team's athletic training staff and set all policies since arriving in New Orleans in 2000.

The Saints' athletic training department has earned a number of awards under Patton's direction. He and his staff were honored as the 2007 Athletic Training Staff of the Year by the Southeastern Athletic Trainers Association. In 2006, they were honored as the Athletic Training Staff of the Year by both the Professional Football Athletic Trainers Society and the National Football League Physician's Society.

Only the third Head Athletic Trainer in club history, Patton served as an Assistant Athletic Trainer with the Philadelphia Eagles from 1996-99 and as an Assistant Athletic Trainer for San Francisco for the previous five years. With the 49ers, Patton was on the staff of the Super Bowl XXIX Champions. He has also served three times as an athletic trainer for the NFC squad at the Pro Bowl, including in 2007 with the Saints. With the club's Super Bowl XLIV triumph, Patton has been a member of two World Championship athletic training staffs.

Patton earned a bachelor's degree in Sports Medicine/Exercise Science from

Appalachian State University in 1990. After enrolling in graduate school at the University of South Carolina, Patton completed his master's in sports medicine at San Jose State in 1996. A certified athletic trainer, he is a member of the National Athletic Trainers Association (NATA) and the Professional Football Athletic Trainers Society. The NATA recently recognized him for 25 years of membership.

Patton began his career as a graduate assistant athletic trainer at South Carolina (1990-91), as a student athletic trainer at Appalachian State (1986-90) and a summer training camp and assistant athletic trainer with the 49ers from 1988-89. During his final two years with the Eagles, Patton created the Patton Football/Athletic Training Clinic, a non-profit venture in the offseason that provided instruction in athletic training and football skills in his hometown of Gastonia, N.C.

Patton also organizes and hosts an Athletic Training Symposium in New Orleans for high school students from all over the country who desired the opportunity to learn about athletic training from experts in the field.



Duane BROOKS

ASSISTANT ATHLETIC TRAINER

Duane Brooks, who brings over two decades of experience in his field, enters his 13th season with the Saints. Responsible for treating and rehabilitating players throughout the year and the maintenance of the team's medical records, Brooks also maintains two tracking systems that monitor a player's progress from injuries for both the club and the NFL.

Brooks joined the Saints in 2002 after spending six seasons with Florida State University in a similar capacity. His contributions since have helped the athletic training staff earn several awards, including the 2007 Southeastern Athletic Trainers' Association (SEATA) Professional Athletic Trainers Award and both the Professional Football Athletic Training Society Staff of the Year and Fain Cain Memorial Award in 2006.

While at Florida State, Brooks was the assistant football athletic trainer and head athletic trainer for the baseball team. He traveled to the College World Series three times and was a member of a staff that participated in four national championship football games. Brooks completed summer internships with the Tampa Bay Buccaneers in 1992, 1993 and 1996.

A member of both the National Athletic Trainers Association and the Louisiana Athletic Trainers Association, Brooks has a bachelor's degree from Florida A&M and earned his master's degree in athletic administration at Florida State.



Kevin MANGUM

ASSISTANT ATHLETIC TRAINER

Among the club's longest-tenured employees, Assistant Athletic Trainer Kevin Mangum works in conjunction with the other members of the training staff to maintain the overall health and welfare of the team while also treating and rehabilitating injured players.

A native of Tylertown, Miss., Mangum has collected a lengthy list of honors as he enters his 34th season with the Saints, including being inducted into the Louisiana Athletic Trainers Association Hall of Fame in 2008.

His contributions have helped the athletic training staff earn several awards, including the 2007 Southeastern Athletic Trainers' Association (SEATA) Professional Athletic Trainers Award, the Fain Cain Memorial Award in 2006 and the NFL Athletic Training Staff of the Year in 1986 and 2006. Mangum received the Southeast Athletic Trainers Association's 1991 Backbone Award, which recognizes the region's outstanding assistant athletic trainer.

Mangum was a student athletic trainer for two years at Southwest Mississippi Junior College and two more at the University of Southern Mississippi before joining the Saints in 1981. He received a bachelor's degree in athletic administration with a specialization in athletic training from USM in 1981, and an advanced degree in physical education from the University of New Orleans in 1988.

Mangum is a member of both the Southwest Mississippi Junior College and University of Southern Mississippi Sports Hall of Fames.

Beau LOWERY

ASSISTANT ATHLETIC TRAINER/ PHYSICAL THERAPIST

Beau Lowery, who brings 16 years of experience in his field, enters his third season with the Saints. He is responsible for treating and rehabilitating players throughout the year as a physical therapist and assistant athletic trainer.

Lowery came to the Saints after spending two years as a physical therapist/athletic trainer for the Baton Rouge Orthopaedic Clinic and helping establish Elite Physical

Therapy and Sports Medicine in Baton Rouge, La. Lowery served as an associate athletic trainer/physical therapist in the athletic department at Louisiana State University from 2004-2010. His primary responsibilities were serving as the physical therapist and athletic trainer for the baseball program during a period when they won one a Southeastern Conference title, three conference tournament championships, and one College World Series/National Championship. Lowery also oversaw men's golf and cheerleading at LSU. While serving as a graduate assistant from 2004-05, he worked with the women's soccer and gymnastics programs. The Seminary, Miss. native also served as an adjunct professor at LSU for six years.

Lowery graduated from the University of Mississippi Medical Center in 1998 with a bachelor's degree in physical therapy. Following graduation from physical therapy school, he worked as a physical therapist at South Central Regional Medical Center in Laurel, Miss. While working in Laurel, Lowery finished his athletic training internship at Jones County Junior College and Jones County High School in June 2000. Lowery then became the outpatient physical therapy coordinator of South Central Regional Medical Center and the athletic trainer for Laurel High School.

Prior to his work at LSU, Lowery worked with the Pittsburgh Steelers for three summers. While a graduate assistant at LSU, he earned his master's degree in kinesiology with an emphasis in motor behavior. Lowery finished the doctorate of physical therapy program (tDPT) through the University of Mississippi Medical Center in August 2013. Lowery is also certified in Sports Physical Therapy through the American Board of Physical Therapy Specialists and is a member of the American Society of Shoulder and Elbow Therapists.

MEDICAL STAFF

DR. JOHN AMOSS
Team Physician

DR. DERYK JONES
Team Orthopedist

DR. MISTY SURI
Team Orthopedist



Dan SIMMONS

HEAD EQUIPMENT MANAGER

As the head equipment manager, Dan Simmons is responsible for the endless list of details that goes into filling the team's needs, including the purchase, upkeep and repair of all equipment and uniforms for the players and coaches, the transportation of that equipment for road trips and training camp as well as the daily practice field arrangement.

Simmons is also the club's longest-tenured employee and now in his fifth decade with the Saints. Known to all at the team's training facility as "Chief," he enters his 42nd season with the club in 2014, the only employee to reach the milestone since the team's founding in 1967. He was hired for his current position April 1, 1973.

Following the 2005 season, Simmons and his staff were selected in a vote by their peers for the Whitey Zimmerman Memorial Award, annually given to the NFL equipment staff that exceeds the usual demands of the position. Simmons and his staff was also the first recipient of the award in 1994. In 2010, he was elected into the New Orleans Saints Hall of Fame, along with former Assistant Equipment Manager Silky Powell, as that year's Joe Gemelli "Fleur-De-Lis" Award.

In 2005, the equipment staff overcame extraordinary challenges in the forced evacuation from New Orleans because of Hurricane Katrina. After departing New Orleans, the club's base of operation moved three times, including a last stop at a high school baseball stadium. The equipment staff made those moves nearly seamless for the team, and with four home games in Baton Rouge, nearly every contest demanded the packing and preparation of a road game.

Dedication to an NFL team runs in his blood. His father, Bill, held a similar post with the St. Louis Football Cardinals for 22 years. Dan joined the Saints after working with his father and is a graduate of Meramec College in St. Louis. A Vietnam veteran, Simmons served four years in the United States Navy.

EQUIPMENT STAFF

JOHN BAUMGARTNER
Assistant Equipment Manager

COREY GAUDET
Equipment Assistant

ADMINISTRATION

Ben HALES

SENIOR VICE PRESIDENT OF MARKETING & BUSINESS DEVELOPMENT

Ben Hales was named Senior Vice President of Marketing and Business Development for the New Orleans Saints and New Orleans Pelicans in June of 2012. Hales, who enters his 15th season with the Saints and third with the Pelicans, spent seven seasons as the Saints' Vice President of Marketing and Business Development. In his new role, Hales will oversee marketing initiatives for both the Saints and Pelicans.

On a daily basis, Hales directs the Saints' marketing and creative efforts, as well as community initiatives and game and event presentation. He's also intricately involved in both clubs' critical planning of short-term and long-range marketing efforts. Hales' duties also entail stadium operations at the Mercedes-Benz Superdome, broadcasting partnerships, community affairs, promotions, advertising, special events and youth programs.

During the 2012-13 NBA campaign, the Hornets franchise announced that they would re-brand following the season and become the New Orleans Pelicans. Hales was instrumental in the re-branding efforts from start to finish, helping to first conceptualize the look to represent the Pelicans namesake and leading the planning for the official announcement in January 2013.

In 2011, Hales finalized a ground-breaking 10-year naming rights deal for the stadium with Mercedes-Benz. Throughout his tenure, he has helped create and implement a variety of innovative opportunities for local and national partners to build relationships with the club, including the development of Patron Saints Partners, a premium sponsorship program. Under his direction, the club has added a sponsorship and fulfillment department to ensure corporate partners receive the highest level of service.

The Saints have continued to increase the number and variety of television and radio programs after Hales assumed the role of the club's primary programming negotiator. In addition to three weekly in-season television programs, the Saints now produce numerous specials that have aired on three different local television stations throughout each season.

In 2006, the Saints achieved the first season ticket sellout in team history, a feat the team has equaled each season since then. The club was named the 2006 Marketer of the Year by the American Marketing Association's New Orleans regional chapter and also received the 2007 MAX Award for its 2006 "Winning Is An Attitude" advertising campaign.

ADMINISTRATION

Hales joined the Saints in 2000 as a Corporate Sales Account Executive. In 2001, he was promoted to Corporate Sales and Broadcasting Manager before becoming a director the following year and assuming the responsibilities of business and marketing operations.

Prior to joining the Saints, Hales worked in television advertising in the New Orleans market. In addition to his community efforts on behalf of the team, Hales is a member of the New Orleans City Park Board of Commissioners and the People's Health Champions Selection Committee while also serving on the Super Bowl Bid Executive Committee and the NCAA Final Four Committee. Hales has also recently served on the Super Bowl XLVII Host Committee Executive Committee and NBA All-Star Host Committee.

In 2013, Hales was honored as a Young Leadership Council (YLC) Role Model and was named as one of *The Gambit*'s 40 under 40 in 2012.

A native of New Orleans and a longtime Saints terrace and plaza level season ticket holder before joining the club, Hales earned a degree in English from the University of Mississippi in 1996.



Ed LANG

SENIOR VICE PRESIDENT/ CHIEF FINANCIAL OFFICER

Ed Lang was named Senior Vice President/Chief Financial Officer for the New Orleans Saints and New Orleans Pelicans in June, 2012.

Entering his third year with the Saints and fourth with the Pelicans, Lang maintains the financial operations for both clubs, is the principal liaison with all vendors that service them and also oversees several administrative and operations departments. He supervises the human resources, information technology and facilities and grounds departments for both clubs. Lang also has served as the primary contact for the NBA in related matters to his responsibilities since first being named CFO of the Pelicans franchise in 2011.

The Cincinnati, Ohio native came to New Orleans following 13 years with the NHL's Nashville Predators in several different leadership capacities. For his final three years with the club he served as the organization's President of Business Operations after the successful sale of the team to a new ownership group. Lang, who was with the franchise at its inception, began as the organization's Vice President/CFO and was named Executive Vice President of Finance and Administration/CFO in 2005.

Instrumental in assisting the club's founder Craig Leipold in securing the expansion franchise that became the Predators in 1997, Lang was one of the club's first employees, playing an important role in creating the organization's structure and establishing its business operations. He was in charge of all aspects of the Predators operations outside of hockey, including Bridgestone Arena operations and development of the club's long-term plans and goals. He was responsible for the franchise's business operations, which included ticket operations and sales, sponsorship sales, broadcasting, marketing, communications and development, administration and finances.

Prior to joining the Predators, Lang worked for S.C. Johnson and Son in Racine, Wisc. for 12 years. He served in a variety of business and financial capacities, including venture manager for the office of the chairman, financial support manager, North America professional markets; and financial project manager, corporate financial analysis.

In March of 2006, Lang was elected to the board of directors for Johnson Outdoors, a leading global outdoor recreation company. The company designs, manufactures and markets a portfolio of winning, consumer-preferred brands across four categories: watercraft, marine electronics, diving and outdoor equipment.

After moving to Nashville in 1997, Lang became very active in the Middle Tennessee community. He served as Chairman of Nashville's Adventure Science Center in 2008-10, and as a member on numerous boards including the Nashville Convention and Visitors Bureau, the Nashville Downtown Partnership, Make-A-Wish Foundation of Middle Tennessee and the Nashville Predators Foundation. In 2011, Lang was appointed to the Loyola University School of Business Visiting Committee.

A 1985 Indiana University graduate with a B.S. in finance, Lang received his MBA from Marquette University in 1992. He is an outdoor enthusiast and has competed in numerous triathlons, marathons and cycling events. He also enjoys skiing and mountain climbing.

Vicky NEUMEYER

SENIOR VICE PRESIDENT/ GENERAL COUNSEL

Vicky Neumeyer was named Senior Vice President/ General Counsel of the New Orleans Pelicans, in addition to serving in the same position for the New Orleans Saints, in June, 2012, overseeing all legal aspects of both franchises.

Providing comprehensive legal consultation and services to the clubs' executive

staff and assuring compliance in all of the organizations' business endeavors, Neumeyer has been a key member of the Saints' front office since joining the club in 2000 and was promoted to vice president/general counsel in 2006.

Her responsibilities include drafting key documents—including leases, sponsorship agreements and broadcast contracts—identifying and analyzing legal issues and presenting comprehensive recommendations.

A member of the Louisiana and federal bar associations, prior to joining the Saints, Neumeyer spent over five years as an in-house corporate litigation attorney for Exxon. Previously she served as a judicial clerk for the Supreme Court of Louisiana and was in private practice as a consultant to major corporate clients and law firms.

Neumeyer possesses extensive experience in Sports Law, including antitrust, labor and organizational matters. She also has a comprehensive background in CAD engineering, software development firm drafting, negotiating contracts worldwide, copyrighting and in handling legal business issues.

In 2004, Neumeyer was selected by the Saints to attend the Stanford Business School's Executive Education NFL-Stanford Program for Managers, an educational program and honor known league-wide as an important training ground for promising executives. She has also been invited to speak at several venues, including Harvard Law School, The Sports Lawyer's Association annual conferences, American Bar Association programs, Tulane Law School, and Loyola Law School. She sits on the boards of the Make-A-Wish Foundation (Texas Gulf Coast and Louisiana) as well as the Sports Lawyers' Association, and is actively involved with the Girl Scouts of Southeast Louisiana.

After completing her undergraduate work Summa Cum Laude at the University of Wisconsin, Neumeyer earned a Master of Science Degree in Audiology at the school. She graduated with honors from Loyola Law School and attained a Master of Law with Distinction with a dual emphasis in Intellectual Property Law and Sports Law from Tulane School of Law.



Michael STANFIELD

SENIOR VICE PRESIDENT OF SALES

Michael Stanfield was named Senior Vice President of Sales for the New Orleans Saints and New Orleans Pelicans in June, 2012, overseeing all ticket sales efforts and operations for both franchises.

Entering his 15th season with the Saints and third with the Pelicans, Stanfield is

responsible for all of the consumer marketing efforts – directing the sale of season and group tickets, developing sales executives to the next level in their field, supervising the lease of the Mercedes-Benz Superdome and Smoothie King Center luxury suites, managing food and beverage for both facilities, overseeing the sale of all team merchandise as well as maintaining the clubs' high standards of customer service and retention.

Since taking over leadership of the Pelicans' ticket sales and merchandising efforts, the organization has seen an increase in season-ticket sales and merchandise sales that were the second-biggest growth in the NBA in 2013, followed by another significant increase in 2014.

Under his direction, the Saints have surpassed the majority of the club's ticket sales milestones, including selling out on a season-ticket basis for the first time in franchise history in 2006 – a feat that has reached eight-straight seasons. In addition the club has leased every Superdome suite since the beginning of the 2008 campaign. Saints official merchandise has grown annually into one of the NFL's top sellers. Stanfield also supervises the ticket, suite sales and box office personnel on a daily basis, in addition to serving as the food and beverage service liaison with the Mercedes-Benz Superdome.

Since Stanfield's arrival in 2000, the Saints have sold out every contest in the Mercedes-Benz Superdome but one. Prior to the 2006 season, an innovative season-ticket marketing program fueled the rise of filling the stadium on a season-ticket basis. Fans on all economic levels were reached in an effort to retain existing accounts while cultivating new ones, and those efforts built a waiting list that has continued to grow for season tickets for the first time in franchise history. In 2011, the team established a single-season regular season attendance record for games played at the Mercedes-Benz Superdome with 584,336 fans attending Saints games.

Stanfield has also helped oversee the institution of a direct mail and email database to generate ticket sales and excitement surrounding the club and initiated other creative promotional campaigns by using the club's ever-expanding social and new media platforms. The Saints have also been recognized as one of the top organizations in professional sports for their customer service initiatives and outreach programs, including being named the top professional sports organization by *ESPN The Magazine* in June, 2010.

A veteran of 26 years in the sports industry, Stanfield was promoted to vice president after serving as Director of Ticket Sales and Operation Services for the Saints from 2000-05. The accomplishments of the ticket & suite sales department were numerous under Stanfield's direction in his initial six years with the Saints, as the club posted a 36-straight game sellout streak and reached the former club-record of 53,000 season-ticket holders in 2003.

In 2007, Stanfield completed the Stanford Business School's Executive Education NFL-Stanford Program for Managers, an educational program and honor known

league-wide as an important training ground for promising executives.
In prior work experience, Stanfield was served as Director of Ticket Sales for the Detroit Tigers in 1998 where the Major League Baseball club achieved a then-club record for ticket revenue over a two-year span. He previously served as the Director of Ticket Sales for the International Hockey League's Detroit Vipers in 1997. He was a member of the ticket sales staff for the Florida Marlins expansion franchise in 1993.

Stanfield is on the Board of Directors for the Saints Hall of Fame, and served a member of the Super Bowl XLVII Host Committee and the 2014 NBA All-Star Game Executive Host Committee. He is currently serving as a participant in the Jefferson Leadership Class of Eight, whose mission is to develop a diverse network of dedicated business and community leaders with the capacity to improve the quality of life for all citizens in Jefferson Parish and the Greater New Orleans region. Stanfield is a graduate of St. Leo University (Fla.). A sports industry public speaker, Stanfield has given presentations at many national events. He is also an active speaker at numerous youth foundations and professional groups throughout the Gulf South.

Jean-Paul DARDENNE

SENIOR VICE PRESIDENT OF CORPORATE PARTNERSHIPS

Jean-Paul Dardenne is entering his ninth season with the Saints and his 19th year in the sports marketing/sponsorship field, having been promoted to Senior Vice President of Corporate Partnerships of the New Orleans Saints and New Orleans Pelicans in February 2014. Since July 2012, Dardenne has overseen corporate partnerships sales and service for both franchises.

Dardenne joined the Saints in 2006 as the club's Director of Corporate Partnerships prior to being promoted to Senior Director of Corporate Sponsorships in 2011. He played a pivotal role in helping forge a ground-breaking 10-year naming rights deal with Mercedes-Benz for the Mercedes-Benz Superdome. Throughout his tenure, he's helped identify and recruit numerous local and national sponsors for the club, while also supervising the sponsorship and fulfillment department, to ensure the team's corporate partners receive the highest level of service.

In addition to the naming agreement for the Mercedes-Benz Superdome, Dardenne was instrumental in establishing a 10-year naming rights deal with Smoothie King for the Smoothie King Center. The collaboration pairs two Louisiana companies in a partnership that contributes to the long-term financial viability of the New Orleans Pelicans.

Prior to joining the Saints, Dardenne served as the director of sponsor and market development for Royal Caribbean Cruises Ltd from 2004-06 and also has worked with Bruno Event Team and Executive Sports International in various leadership positions in sponsorship and marketing.

A native of South Hadley, Mass., Dardenne earned a bachelor's degree in business management from Springfield College and received his master's degree in sports management from Barry University.

ELICIA BROUSSARD SHERIDAN
Director of Community Affairs

CHARLENE BROWN
Receptionist

JEANNE BROWN
Executive Assistant to the President

JOE CHAVIS
Customer Service Representative

CHRIS CORDARO
Corporate Sales Account Executive

KEIRA DURRETTE
Director of Partnership Activation

AMANDA GULLETTE
Receptionist

CINDY HART
Executive Director of Suite Sales & Services

DEREK HENDERSON
Corporate Sales Account Executive

DERRICK JAMES
Box Office Manager

CHASE JONES
Director of Strategic Partnerships

KATIE KRAJCER
Operations Coordinator

MICHAEL LEWIS
Ambassador

ANGEL MATA
Customer Service Representative

R.J. MATA
Director of Corporate Partnerships

ADMINISTRATION

DEUCE McALLISTER
Ambassador

JAMIE MOORE
Youth Programs Manager

STEPHEN PATE
Director of Champions Square/ Saints Initiatives



ADRIEL ROCHA
Community Affairs Associate



JENNA ROMIG
Corporate Partnerships Activation Specialist

JARED SAMPSON
Director of Gameday Entertainment & Special Events

MEGAN SULLIVAN
Corporate Partnerships Activation Specialist

ASHLEY THIEDKE
Manager of Premium Services



IAN TIGCHELAAR
Senior Director of Business/Marketing Operations



JASON TROSCLAIR
Director of Youth Programs

JUSTIN VARNUM
Director of Ticket Operations

CHAD VINCENT
Graphic Designer

ALYSSA WALTER
Operations Manager

FINANCE & ACCOUNTING

CHARLEEN SHARPE
Comptroller

JAY ROMIG
Administrative Director



PATRICE GUNTER
Corporate Controller



NICOLE MacRAE
Staff Accountant

JOHN BERFECT
Mail Clerk

FACILITIES

TERRY ASHBURN
Facilities Manager

WADE VICKNAIR
Assistant Facilities Manager

COREY ROGERS
Grounds Superintendent

ETHAN PHILBERT
Facilities Assistant

JESSE PARKER
Facilities Assistant

HUMAN RESOURCES

PAT McKINNEY
Executive Director of Human Resources

MARY VINET
Human Resources Generalist

BRITTANY HOARD
Human Resources Coordinator

LEGAL

MATTHEW SHARPE
Workers' Compensation & Compliance Coordinator

INFORMATION TECHNOLOGY

JEFF HUFFMAN
Director of Information Technologies

JODY BARBIER
Senior Network and Support Manager

KEVIN BREWER
Computer Systems Administrator

CHRIS CHAPITAL
Desktop Support Specialist

BRAD MILLET
Desktop Support Specialist

COMMUNITY AFFAIRS

SAINTS IN THE COMMUNITY

The New Orleans Saints Community Affairs Department is committed to supporting the charitable efforts of our club's ownership, players, coaches and staff throughout the Gulf South region. This dedication to charitable causes and those in need has been a defining trait of Tom Benson's 29-year tenure as Owner of the franchise. Community service and participation in making positive, lasting impacts on the community are core beliefs and basic expectation of every member of the New Orleans Saints organization.

Responding to the Community in Times of Crises

The relationship between the New Orleans Saints and its fans is unique in the world of sports. The team has been the recipient of unqualified support from the community since its inception and welcomes the opportunity to give back—particularly in times of crisis. Following the devastation of Hurricanes Katrina and Rita, the Saints raised over $1 million dollars through the Saints Hurricane Katrina Relief Fund. In addition, following the Gulf Coast Oil Spill, the team raffled a 2010 Super Bowl ring, raising over $1.5 million to aid charities and organizations assisting victims of the spill. The money raised was distributed to organizations making the greatest impact including the Audubon Institute, Second Harvest Food Bank, United Way, Catholic Charities, Teach for America, and the Greater New Orleans Foundation.

The New Orleans Saints will continue to prioritize efforts to build awareness and support for issues challenging the Gulf South by working with organizations including America's Wetlands and Women of the Storm. The team is committed to working with these and other organizations to safeguard and promote the critical role our wetlands, energy production and seafood industry play in our nation's future economic vitality.

Special Attention to Youth & Education

The Saints organization believes in the future of New Orleans and the Gulf South and understands that our community's children are our greatest resource and hope for a stronger region. Our Community Affairs and Youth Programs Departments conduct and assist over 350 events and initiatives every year focusing on the development and education of our children. During the season, Saints players and staff visit schools to stress the importance of education to students as part of the Rotolo's Pizzeria Literacy Program and Chevron Fuel Your School. The club's ownership, executives and staff serve on numerous community organization boards and partners with programs including Boys & Girls Clubs, Special Olympics, Boy and Girl Scouts, the United Way, Early Childhood and Family Learning Foundation, LHSAA Game of the Week, NFL YET Center, Make-A-Wish and South Louisiana Lemonade Day.

Support and Impact for the Entire Community

While supporting youth and education is the club's primary focus in the community, the Saints also dedicate significant resources to other areas of need. The club partners with a variety of organizations throughout the Gulf South including CADA of Greater New Orleans, American Red Cross, American Heart Association, Komen Foundation, Second Harvest Food Bank, City Park of New Orleans, Saintsgiving at Dryades YMCA, Toys for Tots, Young Leadership Council, Rebuilding Together and Bridge House. Each year, millions of dollars are given back to the community by the Saints through the donation of cash, goods and services, media and sponsorship.

Whether through financial support, in-kind donations, charitable appearances, or just lending a helping hand, the New Orleans Saints are there to return the support the club has received from the community for over 45 years.

NEW ORLEANS SAINTS

YOUTH PROGRAMS

The New Orleans Saints Youth Programs Department maintains an active presence in the community throughout the year, bringing NFL excitement to children who may not have the opportunity to experience the thrill of a Saints' football game in person.

The Saints reach thousands of children through programs such as the Gatorade Junior Training Camp Program, the Saints Experience, and the United Way Community Patrol camp program. The club is also highly-involved with the NFL's High School Player Development Program and supports all of the league's youth initiatives such as PLAY 60, NFL FLAG, Punt, Pass and Kick and USA Football's Coaching Certifications, State Forum and Heads Up Football initiatives.

The club is the sponsor of the LHSAA Game of the Week on FOX Sports New Orleans to highlight high football in the state of Louisiana. The Saints also honor area high school coaches through the Saints NFL High School Coach of the Week program which provides $1,000 to each of the coaches' respective football programs. The team has also spear-headed efforts to build community football fields across the city including at Harrell Stadium, Green Charter School and two fields at City Park of New Orleans.

In addition to honoring high school coaches and constructing community fields, the Saints partner with the National Guard to conduct life skills presentations to high schools throughout the city where topics such as education, work ethic, leadership, values as well as the opportunities that are available after graduation are discussed.

The Saints Youth Task Force meets annually and addresses issues facing today's youth football programs. These efforts positively impact the growth and direction of football for youngsters in the community.

The Youth Programs Department is also influential in helping to raise thousands of dollars through the NFL Player Matching Grant program. In conjunction with the NFL Foundation, monies are contributed to youth football organizations throughout the region.

RECORDS

CAREER LEADERS

Scoring

		TD	PAT	FG	Total
1.	Morten Andersen (1982-94)	0	412	302	1,318
2.	John Carney (2001-06, 09-10)	0	264	168	768
3.	Doug Brien (1995-2000)	0	144	123	513
4.	Garrett Hartley (2008-13)	0	176	82	422
5.	**Marques Colston (2006-)**	**63**	**0**	**0**	**378**
6.	Deuce McAllister (2001-09)	55	0	0	330
7.	Dalton Hilliard (1986-93)	53	0	0	318
8.	Joe Horn (2000-06)	50	3*	0	306
9.	Eric Martin (1985-93)	48	0	0	288
10.	**Jimmy Graham (2010-)**	**41**	**0**	**0**	**246**

** – Two-point conversions*

Touchdowns

		No.
1.	**Marques Colston (2006-)**	**63**
2.	Deuce McAllister (2001-09)	55
3.	Dalton Hilliard (1986-93)	53
4.	Joe Horn (2000-06)	50
5.	Eric Martin (1985-93)	48
6.	**Jimmy Graham (2010-)**	**41**
7.	Lance Moore (2005-13)	39
8.	**Pierre Thomas (2007-)**	**38**
9.	Danny Abramowicz (1967-73)	37
10.	Tony Galbreath (1976-80)	33
	Reggie Bush (2006-10)	33

Rushing Yards

		Att.	Yards	Avg.	Long	TD
1.	Deuce McAllister (2001-09)	1,429	6,096	4.3	76t	49
2.	George Rogers (1981-84)	995	4,267	4.3	79t	23
3.	Dalton Hilliard (1986-93)	1,126	4,164	3.7	65t	39
4.	**Pierre Thomas (2007-)**	**773**	**3,523**	**4.6**	**48**	**26**
5.	Rueben Mayes (1986-88, 90)	837	3,408	4.1	50	23
6.	Chuck Muncie (1976-80)	788	3,393	4.3	69t	28
7.	Ricky Williams (1999-2001)	814	3,129	3.8	46	16
8.	Tony Galbreath (1976-80)	760	2,865	3.8	74t	27
9.	Mario Bates (1994-97)	678	2,554	3.8	74t	21
10.	Wayne Wilson (1979-86)	658	2,462	3.7	41t	16

Passing Yards

		Yards	Att.	Comp.	Pct.	TD	Int.
1.	**Drew Brees (2006-)**	**38,733**	**4,990**	**3,356**	**67.3**	**283**	**124**
2.	Archie Manning (1971-75, 77-82)	21,734	3,335	1,849	55.4	115	156
3.	Aaron Brooks (2000-05)	19,156	2,771	1,563	56.4	120	84
4.	Bobby Hebert (1985-89, 91-92)	14,630	2,055	1,202	58.5	85	75
5.	Jim Everett (1994-96)	10,622	1,571	958	61.0	60	48
6.	Billy Kilmer (1967-70)	7,490	1,116	592	53.0	47	62
7.	Dave Wilson (1981, 83-88)	6,987	1,039	551	53.0	36	55
8.	Steve Walsh (1990-93)	3,879	620	336	54.2	25	22
9.	Ken Stabler (1982-84)	3,670	570	326	57.2	17	33
10.	Billy Joe Tolliver (1998-2000)	3,343	467	249	53.3	15	20

Passing Touchdowns

		TD	Att.	Comp.	Yards	Pct.	Int.
1.	**Drew Brees (2006-)**	**283**	**4,990**	**3,356**	**38,733**	**67.3**	**112**
2.	Aaron Brooks (2000-05)	120	2,771	1,563	19,156	56.4	84
3.	Archie Manning (1971-75, 77-82)	115	3,335	1,849	21,734	55.4	156
4.	Bobby Hebert (1985-89, 91-92)	85	2,055	1,202	14,630	58.5	75
5.	Jim Everett (1994-96)	60	1,571	958	10,622	61.0	48
6.	Billy Kilmer (1967-70)	47	1,116	592	7,490	53.0	62
7.	Dave Wilson (1981, 83-88)	36	1,039	551	6,987	53.0	55
8.	Steve Walsh (1990-93)	25	620	336	3,879	54.2	22
9.	Ken Stabler (1982-84)	17	570	326	3,670	57.2	33
10.	Bobby Scott (1973-82)	15	500	237	2,781	47.4	28
	Billy Joe Tolliver (1998-2000)	15	467	249	3,343	53.3	20

Receptions

		Rec.	Yards	Avg.	Long	TD
1.	**Marques Colston (2006-)**	**607**	**8,337**	**13.7**	**86t**	**63**
2.	Eric Martin (1985-93)	532	7,854	14.8	84	48
3.	Joe Horn (2000-06)	523	7,622	14.6	72t	50
4.	Lance Moore (2005-13)	346	4,281	12.4	80t	38
5.	Danny Abramowicz (1967-73)	309	4,875	15.8	80t	37
6.	**Jimmy Graham (2010-)**	**301**	**3,863**	**12.8**	**59**	**41**
7.	Reggie Bush (2006-10)	294	2,142	7.3	74	12
8.	Tony Galbreath (1976-80)	284	2,221	7.8	38	6
9.	**Pierre Thomas (2007-)**	**282**	**2,230**	**7.9**	**57**	**11**
10.	Quinn Early (1991-95)	270	3,758	13.9	70t	25

Receiving Yards

		Yards	Rec.	Avg.	Long	TD
1.	**Marques Colston (2006-)**	**8,337**	**607**	**13.7**	**86t**	**63**
2.	Eric Martin (1985-93)	7,854	532	14.8	84	48
3.	Joe Horn (2000-06)	7,622	523	14.6	72t	50
4.	Danny Abramowicz (1967-73)	4,875	309	15.8	80t	37
5.	Devery Henderson (2004-12)	4,377	245	17.9	84t	21
6.	Lance Moore (2005-13)	4,281	346	12.4	80t	38
7.	**Jimmy Graham (2010-)**	**3,863**	**301**	**12.8**	**59**	**41**
8.	Hoby Brenner (1981-93)	3,849	267	14.4	57	21
9.	Quinn Early (1991-95)	3,758	270	13.9	70t	25
10.	Henry Childs (1974-80)	3,224	207	15.6	59t	27

Punting Average (minimum 50 attempts)

		No.	Avg.	Long
1.	**Thomas Morstead (2009-)**	**296**	**47.1**	**70**
2.	Mark Royals (1997-98)	176	45.8	66
3.	Mitch Berger (2003-05)	227	43.7	69
4.	Steve Weatherford (2006-08)	166	43.5	61
5.	Tommy Barnhardt (1987, 89-94, 99)	515	42.5	65
6.	Tom McNeill (1967-69)	130	42.3	81
7.	Brian Hansen (1984-88)	363	42.0	66
8.	Steve O'Neal (1973)	81	41.7	71
9.	Toby Gowin (2000-02)	211	41.6	62
10.	Julian Fagan (1970-72)	225	41.6	71

Punt Return Average (minimum 20 returns)

		No.	Yds.	Avg.	Long	TD
1.	Mel Gray (1986-88)	49	657	13.4	80	1
2.	Andre Hastings (1997-99)	23	305	13.3	76	0
3.	Eric Guliford (1997-98)	57	599	10.5	40	0
4.	Michael Lewis (2001-06)	142	1,482	10.4	83t	1
5.	Howard Stevens (1973-74)	54	547	10.1	40	0
6.	Pete Athas (1976)	35	332	9.5	67	0
7.	Chad Morton (2000)	30	278	9.3	51	0
8.	Tyrone Hughes (1993-96)	116	1,060	9.1	83t	2
9.	Jitter Fields (1984)	27	236	8.7	61	0
10.	Jeff Groth (1981-85)	104	887	8.5	36	0

Kickoff Return Average (minimum 25 returns)

		No.	Yds.	Avg.	Long	TD
1.	**Travaris Cadet (2012-)**	**35**	**929**	**26.5**	**82**	**0**
2.	Walt Roberts (1967)	28	737	26.3	91t	1
3.	Darren Sproles (2011-13)	70	1,827	26.1	92	0
4.	John Gilliam (1967-68, 1977)	31	809	26.1	94t	1
5.	Courtney Roby (2008-12)	94	2,411	25.6	97t	**1**
6.	Eric Guliford (1997-98)	61	1,559	25.6	102t	1
7.	Tyrone Hughes (1993-96)	229	5,717	25.0	99t	3
8.	Michael Lewis (2001-06)	243	5,903	24.3	97t	3
9.	Deuce McAllister (2001-09)	45	1,091	24.2	63	0
10.	**Pierre Thomas (2007-)**	**82**	**1,949**	**23.8**	**88**	**0**

CAREER LEADERS

Interceptions

		No.	Yds.	Avg.	Long	TD
1.	Dave Waymer (1980-89)	37	395	10.7	44	0
2.	Tommy Myers (1972-81)	36	621	17.3	97t	2
3.	Sammy Knight (1997-2002)	28	464	16.6	91t	4
4.	Gene Atkins (1987-93)	21	324	15.4	79	0
5.	Dave Whitsell (1967-69)	19	236	12.4	41t	2
6.	Johnnie Poe (1981-87)	17	267	15.7	40t	2
7.	Toi Cook (1987-93)	16	280	17.5	63t	2
8.	Ernie Jackson (1972-77)	15	187	12.5	46	0
	Brett Maxie (1985-93)	15	206	13.7	50t	3
10.	Fred Thomas (2000-07)	13	140	10.8	43	0
	Mike McKenzie (2004-09)	13	267	20.5	75t	2

Quarterback Sacks (since 1982)

		No.
1.	Rickey Jackson (1981-93)	115.0
2.	Wayne Martin (1989-99)	82.5
3.	Pat Swilling (1986-92)	76.5
4.	Will Smith (2004-12)	67.5
5.	Frank Warren (1981-89, 91-94)	52.5
6.	Joe Johnson (1994-98, 2000-01)	50.5
7.	La'Roi Glover (1997-2001)	50.0
8.	Charles Grant (2002-09)	47.0
9.	Jim Wilks (1981-93)	45.5
10.	Renaldo Turnbull (1990-96)	44.5
	Darren Howard (2000-05)	44.5

Field Goals

		Att.	Made	Pct.	Long
1.	Morten Andersen (1982-94)	389	302	.776	60
2.	John Carney (2001-06, 09-10)	203	168	.828	53
3.	Doug Brien (1995-2000)	149	123	.826	56
4.	Garrett Hartley (2008-13)	101	82	.812	55
5.	Charlie Durkee (1967-68, 71-72)	101	52	.515	47
6.	Tom Dempsey (1969-70)	75	40	.533	63
7.	Rich Szaro (1975-78)	57	37	.649	50
8.	John Kasay (2011)	34	28	.824	53
9.	Bill McClard (1973-75)	45	23	.511	47
	Benny Ricardo (1980-81)	42	23	.548	47

Games Played (minimum 100)

		No.
1.	K Morten Andersen (1982-94)	196
2.	LB Rickey Jackson (1981-93)	195
3.	DE Frank Warren (1981-89,91-94)	189
4.	T Stan Brock (1980-92)	186
5.	DT/DE Jim Wilks (1981-93)	183
6.	TE Hoby Brenner (1981-93)	175
7.	DT Wayne Martin (1989-99)	171
8.	DT Derland Moore (1973-85)	170
9.	G/T Jim Dombrowski (1986-96)	151
10.	DB Dave Waymer (1980-89)	149
11.	LS Kevin Houser (2000-08)	144
12.	WR Eric Martin (1985-93)	143
13.	C Joel Hilgenberg (1984-93)	142
14.	DE Will Smith (2004-12)	139
15.	C John Hill (1975-84)	138
16.	S Tommy Myers (1972-81)	136
17.	QB Archie Manning (1971-75,77-82)	134
	TE John Tice (1983-92)	134
19.	LB Sam Mills (1986-94)	133
20.	T William Roaf (1993-2001)	131
21.	LB Joe Federspiel (1972-80)	130
22.	**QB Drew Brees (2006-)**	**127**
23.	**G Jahri Evans (2006-)**	**126**
24.	WR Devery Henderson (2004-12)	124
25.	RB Fred McAfee (1991-93, 2000-06)	122
26.	LB Vaughan Johnson (1986-93)	120
27.	S Brett Maxie (1985-93)	118
	DE Charles Grant (2002-09)	118
29.	**WR Marques Colston (2006-)**	**117**
30.	P Tommy Barnhardt (1987, 89-94, 99)	110
31.	T Dave Lafary (1977-85)	109
	CB Fred Thomas (2000-07)	109
	T Zach Strief (2006-)	**109**
34.	RB Dalton Hilliard (1986-93)	108
	K John Carney (2001-06, 09-10)	108
	S Roman Harper (2006-13)	108
37.	LB Pat Swilling (1986-92)	107
	S Gene Atkins (1987-93)	107
39.	G Jake Kupp (1967-75)	106
	DE Joe Johnson (1994-98, 2000-01)	106
41.	DE/DT Willie Whitehead (1999-06)	105
42.	DE/LB Renaldo Turnbull (1990-96)	104
43.	DT Elex Price (1973-80)	103
44.	FB/RB Wayne Wilson (1979-86)	100
	DE/DT Bruce Clark (1982-88)	102
	WR Joe Horn (2000-06)	102
47.	TE Larry Hardy (1978-85)	101
	CB Toi Cook (1987-93)	101
	WR Lance Moore (2005-13)	101
46.	CB Johnnie Poe (1981-87)	100
	C Jerry Fontenot (1997-2003)	100

Scoring

		TD	PAT	FG	Points
1967 —	Charlie Durkee	-	27-27	14-32	69
1968 —	Charlie Durkee	-	27-27	19-37	84
1969 —	Tom Dempsey	-	33-35	22-41	99
1970 —	Tom Dempsey	-	16-17	18-34	70
1971 —	Charlie Durkee	-	24-25	16-23	72
1972 —	Danny Abramowicz	7	-	-	42
1973 —	Bill McClard	-	9-9	13-24	48
1974 —	Bill McClard	-	19-20	9-16	46
1975 —	Rich Szaro	-	17-17	10-16	47
1976 —	Rich Szaro	-	18-23	25-29	79
1977 —	Henry Childs	9	-	-	54
1978 —	Tony Galbreath	7	0-1	-	42
	Chuck Muncie	7	-	-	42
1979 —	Garo Yepremian	-	39-40	12-16	75
1980 —	Benny Ricardo	-	31-34	10-17	61
1981 —	George Rogers	13	-	-	78
1982 —	Wayne Wilson	5	-	-	30
1983 —	Morten Andersen	-	37-38	18-24	91
1984 —	Morten Andersen	-	34-34	20-27	94
1985 —	Morten Andersen	-	27-29	31-35	120
1986 —	Morten Andersen	-	30-30	26-30	108
1987 —	Morten Andersen	-	37-37	28-36	121
1988 —	Morten Andersen	-	32-33	26-36	110
1989 —	Dalton Hilliard	18	-	-	108
1990 —	Morten Andersen	-	29-29	21-27	92
1991 —	Morten Andersen	-	38-38	25-32	113
1992 —	Morten Andersen	-	33-34	29-34	120
1993 —	Morten Andersen	-	33-33	28-35	117
1994 —	Morten Andersen	-	32-32	28-39	116
1995 —	Doug Brien	-	16-16	12-17	52
1996 —	Doug Brien	-	18-18	21-25	81
1997 —	Doug Brien	-	22-22	23-27	91
1998 —	Doug Brien	-	31-31	20-22	91
1999 —	Doug Brien	-	20-21	24-29	92
2000 —	Doug Brien	-	37-37	23-29	106
2001 —	John Carney	-	32-32	27-31	113
2002 —	John Carney	-	37-37	31-35	130
2003 —	John Carney	-	36-37	22-30	102
2004 —	John Carney	-	38-38	22-27	104
2005 —	John Carney	-	22-22	25-32	97
2006 —	John Carney	-	46-47	23-25	115
2007 —	**Marques Colston**	**11**	**-**	**-**	**66**
2008 —	**Pierre Thomas**	**12**	**-**	**-**	**72**
2009 —	John Carney	-	50-52	13-17	89
2010 —	Garrett Hartley	-	40-40	20-25	100
2011 —	John Kasay	-	63-63	28-34	147
2012 —	Garrett Hartley	-	57-57	18-22	111
2013 —	Garrett Hartley	-	41-41	22-30	101

Rushing Yards

	Att.	Yds.	Avg.	Long	TD
1967 — Jim Taylor	130	390	3.0	16	2
1968 — Don McCall	155	637	4.1	48	4
1969 — Andy Livingston	181	761	4.2	18	5
1970 — Tony Baker	82	337	4.1	29	1
1971 — Jim Strong	95	404	4.3	39	3
1972 — Bob Gresham	121	381	3.1	23	3
1973 — Jess Phillips	198	663	3.3	20	0
1974 — Alvin Maxson	165	714	4.3	66t	2
1975 — Mike Strachan	161	668	4.1	21	2
1976 — Chuck Muncie	149	659	4.4	51	2
1977 — Chuck Muncie	201	811	4.0	36	6
1978 — Tony Galbreath	186	635	3.4	20t	5
1979 — Chuck Muncie	238	1,198	5.0	69t	11
1980 — Jimmy Rogers	80	366	4.6	24	1
1981 — George Rogers	378	1,674	4.4	79t	13
1982 — George Rogers	122	535	4.4	38	3
1983 — George Rogers	256	1144	4.5	76t	5
1984 — George Rogers	239	914	3.8	28	2
1985 — Wayne Wilson	168	645	3.8	41t	1

YEARLY LEADERS

RUSHING YARDS, continued	Att.	Yds.	Avg.	Long	TD
1986 — Rueben Mayes	286	1,353	4.7	50	8
1987 — Rueben Mayes	243	917	3.8	38	5
1988 — Dalton Hilliard	204	823	4.0	36	5
1989 — Dalton Hilliard	344	1,262	3.7	40	13
1990 — Craig Heyward	129	599	4.6	47t	4
1991 — Fred McAfee	109	494	4.5	34	2
1992 — Vaughn Dunbar	154	565	3.7	25	3
1993 — Derek Brown	180	705	3.9	60	2
1994 — Mario Bates	151	579	3.8	40	6
1995 — Mario Bates	244	951	3.9	66t	7
1996 — Mario Bates	164	584	3.6	33	4
1997 — Ray Zellars	156	552	3.5	27	4
1998 — Lamar Smith	138	457	3.3	33	1
1999 — Ricky Williams	253	884	3.5	25	2
2000 — Ricky Williams	248	1,000	4.0	26t	8
2001 — Ricky Williams	313	1,245	4.0	46	6
2002 — Deuce McAllister	325	1,388	4.3	62	13
2003 — Deuce McAllister	351	1,641	4.7	76t	8
2004 — Deuce McAllister	351	1,074	4.0	71	9
2005 — Antowain Smith	166	659	4.0	42	3
2006 — Deuce McAllister	244	1,057	4.3	57	10
2007 — Reggie Bush	157	581	3.7	22	4
2008 — Pierre Thomas	**129**	**625**	**4.8**	**42t**	**9**
2009 — Pierre Thomas	**147**	**793**	**5.4**	**34t**	**6**
2010 — Chris Ivory	137	716	5.2	55t	5
2011 — Darren Sproles	87	603	6.9	36	2
2012 — Mark Ingram	**156**	**602**	**3.9**	**31**	**5**
2013 — Pierre Thomas	**147**	**549**	**3.7**	**18**	**2**

Longest Rush

1967 — Don McCall, 48t at Washington, 12/17
1968 — Don McCall, 48 vs. Washington, 9/22
1969 — Tony Baker, 54 at St. Louis, 11/2
1970 — Tony Baker, 27 at St. Louis, 10/11
1971 — Jim Strong, 39 at San Francisco, 11/14
1972 — Bill Butler, 27 at Atlanta, 11/12
1973 — Archie Manning, 23 at L.A. Rams, 11/11
1974 — Alvin Maxson, 66t vs. St. Louis, 12/8
1975 — Steve Rogers, 22 vs. Chicago, 12/21
1976 — Tony Galbreath, 74t at Kansas City, 9/26
1977 — Chuck Muncie, 36 vs. L.A. Rams, 10/30
1978 — Chuck Muncie, 28 at Atlanta, 11/26
1979 — Chuck Muncie, 69t vs. Atlanta, 9/2
1980 — Tony Galbreath, 26 at L.A. Rams, 9/2
1981 — George Rogers, 79t at Cleveland, 10/18
1982 — George Rogers, 38 at San Francisco, 11/28
1983 — George Rogers, 76t vs. St. Louis, 9/4
1984 — Hokie Gajan, 62t at Dallas, 10/21
1985 — Earl Campbell, 45 at Atlanta, 12/22
1986 — Rueben Mayes, 50 vs. New England, 11/30
1987 — Rueben Mayes, 38 vs. San Francisco, 10/25
1988 — Craig Heyward, 73t vs. L.A. Raiders, 10/23
1989 — Dalton Hilliard, 40 vs. L.A. Rams, 11/26
1990 — Gill Fenerty, 60t at L.A. Rams, 12/9
1991 — Dalton Hilliard, 65t at Atlanta, 9/29
1992 — Vaughn Dunbar, 25 at Atlanta, 9/20
1993 — Lorenzo Neal, 74t at Atlanta, 9/12
1994 — Mario Bates, 40 vs. Dallas, 12/19
1995 — Mario Bates, 66t at New England, 12/3
1996 — Ray Zellars, 63 vs. Chicago, 10/13
1997 — Mario Bates, 74t vs. Detroit, 9/21
1998 — Lamar Smith, 33 at Indianapolis, 9/27
1999 — Billy Joe Tolliver, 33 at Chicago, 10/3
2000 — Fred McAfee, 40 vs. Carolina, 10/15; Jerald Moore, 40 vs. St. Louis, 12/24
2001 — Deuce McAllister, 54t at Atlanta, 12/9
2002 — Deuce McAllister, 62 vs. Green Bay, 9/15
2003 — Deuce McAllister, 76t at Philadelphia, 11/23
2004 — Deuce McAllister, 71 at Carolina, 1/2/05
2005 — Antowain Smith, 42 vs. Chicago, 11/6
2006 — Deuce McAllister, 57 vs. Tampa Bay, 10/8
2007 — Aaron Stecker, 26 vs. Philadelphia, 12/23
2008 — Reggie Bush, 43 vs. Atlanta, 12/7
2009 — Reggie Bush, 55 at St. Louis, 11/15
2010 — Chris Ivory, 55t at Cincinnati, 12/5
2011 — Darren Sproles, 36 vs. Atlanta, 12/26
2012 — Chris Ivory, 56t vs. Atlanta, 11/11
2013 — Darren Sproles, 38 vs. Carolina, 12/8

Passing Yards

	Att.	Comp.	Yards	Pct.	Long	Int	TD
1967 — Gary Cuozzo	260	134	1,562	51.5	49	12	7
1968 — Billy Kilmer	315	167	2,060	53.0	51	17	15
1969 — Billy Kilmer	360	193	2,532	53.6	52	17	20
1970 — Billy Kilmer	237	135	1,557	56.9	46	17	6
1971 — Edd Hargett	210	96	1,191	45.7	49	5	6
1972 — Archie Manning	448	230	2,781	51.3	66t	21	18
1973 — Archie Manning	267	140	1,642	52.4	65t	12	10
1974 — Archie Manning	261	134	1,429	51.3	79t	16	6
1975 — Archie Manning	338	159	1,685	47.0	71t	17	7
1976 — Bobby Douglass	212	103	1,288	48.6	74	8	4
1977 — Archie Manning	205	113	1,284	55.1	59t	9	8
1978 — Archie Manning	471	291	3,416	61.8	71t	16	17
1979 — Archie Manning	420	252	3,169	60.0	85	20	15

PASSING YARDS, continued	Att.	Comp.	Yards	Pct.	Long	Int	TD
1980 — Archie Manning	509	309	3,716	60.7	56	20	23
1981 — Archie Manning	232	134	1,447	57.8	55	11	5
1982 — Ken Stabler	189	117	1,343	61.9	48	10	6
1983 — Ken Stabler	311	176	1,988	56.6	48	18	9
1984 — Richard Todd	312	161	2,178	51.6	74	19	11
1985 — Dave Wilson	293	145	1,843	49.5	50	15	11
1986 — Dave Wilson	342	189	2,353	55.3	63t	12	7
1987 — Bobby Hebert	294	164	2,119	55.8	67	9	15
1988 — Bobby Hebert	478	280	3,156	58.6	40t	15	20
1989 — Bobby Hebert	353	222	2,686	62.9	54t	15	15
1990 — Steve Walsh	327	175	1,970	53.5	58	13	12
1991 — Bobby Hebert	248	149	1,676	60.1	65t	8	9
1992 — Bobby Hebert	422	249	3,287	59.0	72t	16	19
1993 — Wade Wilson	388	221	2,457	57.0	42t	15	12
1994 — Jim Everett	540	346	3,855	64.1	78t	18	22
1995 — Jim Everett	567	345	3,970	60.8	70t	14	26
1996 — Jim Everett	464	267	3,117	57.5	51	16	12
1997 — Heath Shuler	203	106	1,288	52.2	89t	14	2
1998 — Billy Joe Tolliver	199	110	1,427	55.3	82t	4	8
1999 — Billy Joe Tolliver	268	139	1,916	51.9	57	16	7
2000 — Jeff Blake	302	184	2,025	60.9	49t	9	13
2001 — Aaron Brooks	558	312	3,832	55.9	63	22	26
2002 — Aaron Brooks	528	283	3,685	53.6	64	15	27
2003 — Aaron Brooks	518	306	3,546	59.1	76t	8	24
2004 — Aaron Brooks	542	309	3,810	57.0	57	16	21
2005 — Aaron Brooks	431	240	2,882	55.7	66	17	13
2006 — Drew Brees	**554**	**356**	**4,418**	**64.3**	**86t**	**11**	**26**
2007 — Drew Brees	**652**	**440**	**4,423**	**67.5**	**58**	**18**	**28**
2008 — Drew Brees	**635**	**413**	**5,069**	**65.0**	**84t**	**17**	**34**
2009 — Drew Brees	**514**	**363**	**4,388**	**70.6**	**75t**	**11**	**34**
2010 — Drew Brees	**658**	**448**	**4,620**	**68.1**	**80t**	**22**	**33**
2011 — Drew Brees	**657**	**468**	**5,476**	**71.2**	**79t**	**14**	**46**
2012 — Drew Brees	**670**	**422**	**5,177**	**63.0**	**80t**	**19**	**43**
2013 — Drew Brees	**650**	**446**	**5,162**	**68.6**	**76t**	**12**	**39**

Longest Pass Completion

1967 — 96, Billy Kilmer to Walter Roberts at Philadelphia, 11/19
1968 — 51, Billy Kilmer to Jim Hester vs. Pittsburgh, 12/15
1969 — 70, Jim Ninowski to Don Shy at L.A. Rams, 10/5
1970 — 49, Edd Hargett to Bob Shaw at Cincinnati, 11/29
1971 — 63, Archie Manning to Danny Abramowicz at Houston, 10/3
1972 — 66t, Archie Manning to Dave Parks at N.Y. Giants, 10/8
1973 — 65t, Archie Manning to Jubilee Dunbar at Los Angeles, 11/11
1974 — 79t, Archie Manning to Bob Newland vs. Los Angeles, 11/17
1975 — 71t, Archie Manning to Larry Burton vs. Atlanta, 11/2
1976 — 74, Bobby Douglass to Tinker Owens vs. San Francisco, 12/12
1977 — 59t, Archie Manning to Henry Childs vs. Green Bay, 9/18
1978 — 71t, Archie Manning to Larry Hardy at Atlanta, 11/26
1979 — 85, Archie Manning to Wes Chandler at San Francisco, 9/23
1980 — 56, Archie Manning to Brooks Williams vs. Atlanta, 10/19
1981 — 55, Archie Manning to Wayne Wilson at Cleveland, 10/18
1982 — 48, Ken Stabler to Aundra Thompson at Chicago, 9/19
1983 — 48, Ken Stabler to Kenny Duckett at L.A. Rams, 9/11
1984 — 74, Richard Todd to Tyrone Young at Chicago, 10/7
1985 — 76t, Bobby Hebert to Eugene Goodlow vs. San Francisco, 12/15
1986 — 84, Bobby Hebert to Eric Martin vs. Green Bay, 9/14
1987 — 82t, John Fourcade to Mike Waters vs. L.A. Rams, 10/4
1988 — 40, Bobby Hebert to John Tice vs. Dallas, 10/3
40t, Bobby Hebert to Eric Martin vs. Denver, 11/20
1989 — 54t, Bobby Hebert to Floyd Turner at Rams, 10/22
54t, John Fourcade to Dalton Hilliard at Buffalo, 12/10
1990 — 68t, John Fourcade to Floyd Turner at Atlanta, 10/7
1991 — 65t, Bobby Hebert to Floyd Turner vs. Chicago, 10/27
1992 — 72t, Bobby Hebert to Wesley Carroll vs. Chicago, 9/13
1993 — 63t, Mike Buck to Quinn Early at Pittsburgh, 10/17
1994 — 78t, Jim Everett to Michael Haynes at Atlanta, 12/11
1995 — 70t, Jim Everett to Quinn Early vs. Atlanta, 9/17
1996 — 57t, Doug Nussmeier to Terry Guess vs. Atlanta, 12/8
1997 — 89t, Heath Shuler to Randal Hill at Chicago, 10/5
1998 — 89t, Kerry Collins to Andre Hastings vs. Dallas, 12/6
1999 — 90t, Billy Joe Hobert to Eddie Kennison vs. Atlanta, 10/10
2000 — 53t, Aaron Brooks to Willie Jackson vs. Oakland, 11/19

LONGEST PASS COMPLETION, continued

2001 — 63, Aaron Brooks to Willie Jackson at San Francisco, 11/11
2002 — 64, Aaron Brooks to Jerome Pathon vs. Pittsburgh, 10/6
2003 — 76t, Aaron Brooks to Donté Stallworth vs. Dallas, 12/28
2004 — 57, Aaron Brooks to Joe Horn vs. Kansas City, 11/14
2005 — 66, Aaron Brooks to Devery Henderson at Minnesota, 9/25
2006 — 86t, Drew Brees to Marques Colston at Carolina, 10/1
2007 — 58, Drew Brees to David Patten **at Tampa Bay, 9/16**
2008 — 84t, Drew Brees to Devery Henderson **vs. Tampa Bay, 9/7**
2009 — 75t, Drew Brees to Devery Henderson **vs. New England, 11/30**
2010 — 80t, Drew Brees to Lance Moore **vs. Atlanta, 9/26**
2011 — 79t, Drew Brees to Devery Henderson **vs. Chicago, 9/18**
2012 — 80t, Drew Brees to Joseph Morgan at Green Bay, 9/30
2013 — 76t, Drew Brees to Kenny Stills vs. Tampa Bay, 12/29

Receiving Yards

	No.	Yds.	Avg.	Long	TD
1967 — Danny Abramowicz	50	721	14.4	80t	6
1968 — Danny Abramowicz	54	890	16.4	47t	7
1969 — Danny Abramowicz	73	1,015	13.9	49t	7
1970 — Danny Abramowicz	55	906	16.5	48	5
1971 — Danny Abramowicz	37	657	17.8	63	5
1972 — Bob Newland	47	579	12.3	42	2
1973 — John Beasley	31	280	9.0	22	1
1974 — Alvin Maxson	42	294	7.0	22	1
1975 — Alvin Maxson	41	234	5.7	33	0
1976 — Tony Galbreath	54	420	7.8	35	1
1977 — Tony Galbreath	41	265	6.5	30	0
1978 — Tony Galbreath	74	582	7.9	35	2
1979 — Wes Chandler	65	1,069	16.4	85	6
1980 — Wes Chandler	65	975	15.0	50	6
1981 — Jack Holmes	38	206	5.4	19	0
1982 — Jeff Groth	30	383	12.8	39	1
1983 — Jeff Groth	49	585	11.9	42	1
1984 — Hokie Gajan	35	288	8.2	51	2
1985 — Hoby Brenner	42	652	15.5	30	3
1986 — Mike Jones	48	625	13.0	45	3
1987 — Eric Martin	44	778	17.7	67	7
1988 — Eric Martin	85	1,083	12.7	40t	7
1989 — Eric Martin	68	1,090	16.0	53t	8
1990 — Eric Martin	63	912	14.5	58	5
1991 — Eric Martin	66	803	12.2	30	4
1992 — Eric Martin	68	1,041	15.3	52t	5
1993 — Eric Martin	66	950	14.4	54t	3
1994 — Quinn Early	82	894	10.9	33	4
1995 — Quinn Early	81	1,087	13.4	70t	8
1996 — Torrance Small	50	558	11.2	41	2
1997 — Randal Hill	55	761	13.8	89t	2
1998 — Sean Dawkins	53	823	15.5	64t	1
1999 — Eddie Kennison	61	835	13.7	90t	4
2000 — Joe Horn	94	1,340	14.3	52	8
2001 — Joe Horn	83	1,265	15.2	56	9
2002 — Joe Horn	88	1,312	14.9	63	7
2003 — Joe Horn	78	973	12.5	50t	10
2004 — Joe Horn	94	1,399	14.9	57	11
2005 — Donté Stallworth	70	945	13.5	43	7
2006 — Marques Colston	**70**	**1,038**	**14.8**	**86t**	**8**
2007 — Marques Colston	**98**	**1,202**	**12.3**	**45**	**11**
2008 — Lance Moore	79	928	11.7	**70t**	**10**
2009 — Marques Colston	**70**	**1,074**	**15.3**	**68**	**9**
2010 — Marques Colston	**84**	**1,023**	**12.2**	**43**	**7**
2011 — Jimmy Graham	**99**	**1,310**	**13.2**	**59**	**11**
2012 — Marques Colston	**83**	**1,154**	**13.9**	**60**	**10**
2013 — Jimmy Graham	**86**	**1,215**	**14.1**	**56t**	**16**

Receiving Average (minimum 20 receptions)

	No.	Yds.	Avg.	Long	TD
1967 — Ray Poage	24	380	15.8	65	0
1968 — Danny Abramowicz	54	800	16.5	47t	7
1969 — Al Dodd	37	600	16.2	52	1
1970 — Al Dodd	28	484	17.3	45t	1

RECEIVING AVERAGE, continued	No.	Yds.	Avg.	Long	TD
1971 — Danny Abramowicz	37	657	17.8	63t	5
1972 — Danny Abramowicz	38	668	17.6	51	7
1973 — Jubilee Dunbar	23	447	19.4	65t	4
1974 — Bob Newland	27	490	18.1	79t	2
1975 — Paul Seal	28	414	14.8	38	1
1976 — Don Herrmann	34	535	15.7	57	0
1977 — Henry Childs	33	518	15.7	59t	9
1978 — Henry Childs	53	869	16.4	52	4
1979 — Henry Childs	51	846	16.6	51	5
1980 — Ike Harris	37	692	18.7	44t	6
1981 — Jeff Groth	20	380	19.0	54	1
1982 — Jeff Groth	30	383	12.8	39	1
1983 — Hoby Brenner	41	574	14.0	38t	3
1984 — Tyrone Young	29	597	20.6	74	3
1985 — Eugene Goodlow	32	603	18.8	76t	3
1986 — Eric Martin	37	675	18.2	84	5
1987 — Eric Martin	44	778	17.7	67	7
1988 — Eric Martin	85	1,083	12.7	40t	7
1989 — Brett Perriman	20	356	17.8	47	0
1990 — Floyd Turner	21	396	18.9	68t	4
1991 — Quinn Early	32	541	16.9	52	2
1992 — Quinn Early	30	556	18.9	59t	5
1993 — Quinn Early	45	670	14.9	63t	6
1994 — Torrance Small	49	719	14.7	75t	5
1995 — Michael Haynes	41	597	14.6	48	4
1996 — Michael Haynes	44	786	17.9	51	4
1997 — Andre Hastings	48	722	15.0	39	5
1998 — Keith Poole	24	509	21.2	82t	2
1999 — Keith Poole	42	796	19.0	67t	6
2000 — Joe Horn	94	1,340	14.3	52	8
2001 — Joe Horn	83	1,265	15.2	56	9
2002 — Jake Reed	21	360	17.1	54	3
2003 — Donté Stallworth	25	485	19.4	76t	3
2004 — Jerome Pathon	34	581	17.1	38	1
2005 — Devery Henderson	22	343	15.6	66	3
2006 — Devery Henderson	32	745	23.3	76t	5
2007 — Devery Henderson	20	409	20.5	54	3
2008 — Devery Henderson	32	793	24.8	84t	3
2009 — Robert Meachem	**45**	**722**	**16.0**	**54t**	**9**
2010 — Robert Meachem	**44**	**638**	**14.5**	**55**	**5**
2011 — Devery Henderson	32	503	15.7	79t	2
2012 — Lance Moore	65	1,041	16.0	51	6
2013 — Kenny Stills	**32**	**641**	**20.0**	**76t**	**5**

Punts

	No.	Yds.	Avg.	Long
1967 — Tom McNeill	74	3,174	42.9	66
1968 — Tom McNeill	49	2,009	41.0	58
1969 — Olie Cordill	42	1,719	40.9	58
1970 — Julian Fagan	77	3,269	42.5	64
1971 — Julian Fagan	77	3,188	41.4	64
1972 — Julian Fagan	71	2,899	40.8	71
1973 — Steve O'Neal	81	3,375	41.7	71
1974 — Tom Blanchard	88	3,704	42.1	71
1975 — Tom Blanchard	92	3,776	41.0	61
1976 — Tom Blanchard	101	3,974	39.3	63
1977 — Tom Blanchard	82	3,474	42.4	66
1978 — Tom Blanchard	84	3,532	42.0	61
1979 — Rick Partridge	57	2,330	40.9	61
1980 — Russell Erxleben	89	3,499	39.3	57
1981 — Russell Erxleben	66	2,672	40.5	60
1982 — Russell Erxleben	46	1,976	43.0	60
1983 — Russell Erxleben	74	3,034	41.0	60
1984 — Brian Hansen	69	3,020	43.8	66
1985 — Brian Hansen	89	3,763	42.3	58
1986 — Brian Hansen	81	3,456	42.7	66
1987 — Brian Hansen	52	2,104	40.5	60
1988 — Brian Hansen	72	2,913	40.5	64
1989 — Tommy Barnhardt	55	2,179	39.6	56
1990 — Tommy Barnhardt	70	2,990	42.7	65
1991 — Tommy Barnhardt	86	3,743	43.5	61
1992 — Tommy Barnhardt	67	2,947	44.0	62

YEARLY LEADERS

PUNTS, continued	No.	Yds.	Avg.	Long
1993 — Tommy Barnhardt	77	3,356	43.6	58
1994 — Tommy Barnhardt	67	2,920	43.6	57
1995 — Klaus Wilmsmeyer	73	2,965	40.6	53
1996 — Klaus Wilmsmeyer	87	3,551	40.8	63
1997 — Mark Royals	88	4,038	45.9	66
1998 — Mark Royals	88	4,017	45.6	64
1999 — Tommy Barnhardt	82	3,262	39.8	52
2000 — Toby Gowin	74	3,043	41.1	58
2001 — Toby Gowin	76	3,180	41.8	62
2002 — Toby Gowin	61	2,553	41.9	59
2003 — Mitch Berger	71	3,144	44.3	59
2004 — Mitch Berger	85	3,704	43.6	63
2005 — Mitch Berger	71	3,066	43.2	69
2006 — Steve Weatherford	77	3,369	43.8	59
2007 — Steve Weatherford	63	2,757	43.8	61
2008 — Steve Weatherford	26	1,094	42.1	61
2009 — Thomas Morstead	**58**	**2,528**	**43.6**	**60**
2010 — Thomas Morstead	**57**	**2,618**	**45.9**	**64**
2011 — Thomas Morstead	**46**	**2,224**	**48.3**	**64**
2012 — Thomas Morstead	**74**	**3,707**	**50.1**	**70**
2013 — Thomas Morstead	**61**	**2,859**	**46.9**	**61**

Punt Returns

	No.	Yds.	Avg.	Long	TD
1967 — Walter Roberts	11	50	4.5	11	0
1968 — John Gilliam	15	60	4.0	21	0
1969 — Al Dodd	15	106	7.1	21	0
1970 — Al Dodd	14	129	9.2	41	0
1971 — Al Dodd	13	88	6.8	14	0
1972 — Tommy Myers	9	43	4.8	10	0
1973 — Howard Stevens	17	171	10.1	37	0
1974 — Howard Stevens	37	376	10.2	40	0
1975 — Gil Chapman	17	207	12.2	42	0
1976 — Pete Athas	35	332	9.5	67	0
1977 — Rich Mauti	37	281	7.6	33	0
1978 — Wes Chandler	34	233	6.9	32	0
1979 — Rich Mauti	27	218	8.1	33	0
1980 — Rich Mauti	11	111	10.1	18	0
1981 — Jeff Groth	37	436	11.8	36	0
1982 — Jeff Groth	21	144	6.9	18	0
1983 — Jeff Groth	39	275	7.1	30	0
1984 — Jitter Fields	27	236	8.7	61	0
1985 — Willie Tullis	17	141	8.3	17	0
1986 — Eric Martin	24	227	9.5	39	0
1987 — Mel Gray	24	352	14.7	80	0
1988 — Mel Gray	25	305	12.2	66t	1
1989 — Rod Harris	27	196	7.3	20	0
1990 — Vince Buck	37	305	8.2	33	0
1991 — Vince Buck	31	260	8.4	52	0
1992 — Patrick Newman	23	158	6.9	18	0
1993 — Tyrone Hughes	37	503	13.6	83t	2
1994 — Tyrone Hughes	21	143	6.8	35	0
1995 — Tyrone Hughes	28	262	9.4	74	0
1996 — Tyrone Hughes	30	152	5.1	16	0
1997 — Eric Guliford	47	498	10.6	32	0
1998 — Andre Hastings	22	307	14.0	76	0
1999 — Eddie Kennison	35	258	7.4	18	0
2000 — Chad Morton	30	278	9.3	51	0
2001 — Wane McGarity	19	183	9.6	42	0
2002 — Michael Lewis	44	625	14.2	83t	1
2003 — Michael Lewis	30	275	9.2	27	0
2004 — Michael Lewis	34	382	11.2	53	0
2005 — Az-Zahir Hakim	34	260	7.6	42	0
2006 — Reggie Bush	28	216	7.7	65t	1
2007 — Lance Moore	20	185	9.3	48	0
2008 — Reggie Bush	20	270	13.5	71t	3
2009 — Reggie Bush	27	130	4.8	23	0
2010 — Reggie Bush	14	92	6.6	43	0
2011 — Darren Sproles	29	294	10.1	72t	1
2012 — Darren Sproles	23	183	8.0	37	0
2013 — Darren Sproles	29	194	6.7	28	0

Kickoff Returns

	No.	Yds.	Avg.	Long	TD
1967 — Walter Roberts	28	737	26.3	91t	1
1968 — Gene Howard	23	533	23.2	36	0
1969 — Tom Barrington	17	394	23.2	54	0
1970 — Ken Burrough	15	298	19.9	38	0
Al Dodd	15	319	21.3	32	0
1971 — Virgil Robinson	19	443	23.3	51	0
1972 — Margene Adkins	43	1,020	23.7	61	0
1973 — Howard Stevens	26	590	22.7	48	0
1974 — Howard Stevens	33	749	22.7	41	0
1975 — Gil Chapman	28	614	21.9	36	0
1976 — Tony Galbreath	20	399	19.9	32	0
1977 — Rich Mauti	27	609	22.6	38	0
1978 — Wes Chandler	32	760	23.8	38	0
1979 — Rich Mauti	36	801	22.2	39	0
1980 — Jimmy Rogers	41	930	22.7	88	0
1981 — Wayne Wilson	31	722	23.3	57	0
1982 — Aundra Thompson	10	211	21.1	35	0
1983 — Kenny Duckett	33	719	21.8	61	0
1984 — Kenny Duckett	29	580	20.0	39	0
1985 — Edward Anthony	23	476	20.7	52	0
Willie Tullis	23	480	20.9	62	0
1986 — Mel Gray	31	866	27.9	101t	1
1987 — Mel Gray	30	636	21.2	43	0
1988 — Mel Gray	32	670	20.9	39	0
1989 — Rod Harris	19	378	19.9	39	0
1990 — Gil Fenerty	28	572	20.4	58	0
1991 — Gene Atkins	20	368	18.4	27	0
1992 — Fred McAfee	19	393	20.7	38	0
1993 — Tyrone Hughes	30	753	25.1	99t	1
1994 — Tyrone Hughes	63	1,556	24.7	98t	2
1995 — Tyrone Hughes	66	1,617	24.5	83	0
1996 — Tyrone Hughes	70	1,791	25.6	58	0
1997 — Eric Guliford	43	1,128	26.2	102t	1
1998 — Qadry Ismail	28	590	21.1	39	0
1999 — Dino Philyaw	53	1,165	22.0	55	0
2000 — Chad Morton	44	1,029	23.4	68	0
2001 — Deuce McAllister	45	1,091	24.2	63	0
2002 — Michael Lewis	70	1,807	25.8	97t	2
2003 — Michael Lewis	45	1,068	23.7	53	0
2004 — Michael Lewis	51	1,215	23.8	96t	1
2005 — Aaron Stecker	31	672	21.7	46	0
2006 — Michael Lewis	37	914	24.7	51	0
2007 — Pierre Thomas	**36**	**865**	**24.0**	**64**	**0**
2008 — Pierre Thomas	**31**	**793**	**25.6**	**88**	**0**
2009 — Courtney Roby	42	1,154	27.5	97t	1
2010 — Courtney Roby	33	785	23.8	39	0
2011 — Darren Sproles	40	1,089	27.2	92	0
2012 — Travaris Cadet	**26**	**690**	**26.5**	**75**	**0**
2013 — Darren Sproles	12	255	21.3	32	0

Interceptions

	No.	Yds.	Avg.	Long	TD
1967 — Dave Whitsell	10	178	17.8	41t	2
1968 — Dave Whitsell	6	44	7.3	32	0
1969 — Elijah Nevett	3	20	6.7	20	0
1970 — Hugo Hollas	5	79	15.8	29	0
1971 — Delles Howell	5	120	24.0	60	0
Hugo Hollas	5	56	11.2	25	0
1972 — Bivian Lee	4	65	16.3	32	0
1973 — Ernie Jackson	3	40	13.3	23	0
Tommy Myers	3	33	11.0	20	0
Jim Merlo	3	25	8.3	16	0
Bivian Lee	3	23	7.7	12	0
1974 — Ernie Jackson	4	53	13.3	28	0
Terry Schmidt	4	27	6.8	24t	1
1975 — Tommy Myers	5	83	16.6	29	0
1976 — Jim Merlo	4	142	35.5	83t	2
1977 — Chuck Crist	4	6	1.5	6	0
1978 — Tommy Myers	6	167	27.8	97t	1
1979 — Tommy Myers	7	127	18.1	52t	1

YEARLY LEADERS

INTERCEPTIONS, continued		No.	Yds.	Avg.	Long	TD
1980 —	Tommy Myers	5	96	19.2	48	0
1981 —	Dave Waymer	4	54	13.5	31	0
1982 —	Russell Gary	2	25	12.5	19	0
	Dennis Winston	2	-2	-1.0	0	0
1983 —	Johnnie Poe	7	146	20.9	31t	1
1984 —	Dave Waymer	4	9	2.3	9	0
1985 —	Dave Waymer	6	49	8.2	28	0
1985 —	Dave Waymer	6	49	8.2	28	0
1986 —	Dave Waymer	9	48	5.3	17	0
1987 —	Dave Waymer	5	78	15.6	35	0
	Reggie Sutton	5	68	13.6	26	0
1988 —	Gene Atkins	4	42	10.5	40	0
1989 —	Dave Waymer	6	66	11.0	42	0
1990 —	Brett Maxie	2	88	44.0	50t	1
	Toi Cook	2	55	27.5	50	0
	Gene Atkins	2	15	7.5	15	0
	Bennie Thompson	2	0	0.0	0	0
1991 —	Gene Atkins	5	198	39.6	79	0
	Vince Buck	5	12	2.4	12	0
1992 —	Toi Cook	6	90	15.0	48t	1
1993 —	Gene Atkins	3	59	19.7	37	0
1994 —	Jimmy Spencer	5	24	4.8	11	0
1995 —	Jimmy Spencer	4	11	2.8	9	0
1996 —	Anthony Newman	3	40	13.3	21	0
	Greg Jackson	3	24	8.0	10	0
1997 —	Sammy Knight	5	75	15.0	39	0
1998 —	Sammy Knight	6	171	28.5	91t	2
1999 —	Ashley Ambrose	6	27	4.5	16	0
2000 —	Sammy Knight	5	68	13.6	37t	2
2001 —	Sammy Knight	6	114	19.0	40	0
2002 —	Fred Thomas	5	80	16.0	43	0
	Sammy Knight	5	36	7.2	17	0
2003 —	Fred Thomas	4	47	11.8	20	0
2004 —	Mike McKenzie	5	19	3.8	14	0
2005 —	Jason Craft	3	63	21.0	39	0
2006 —	Mike McKenzie	2	54	27.0	54	0
	Scott Fujita	2	19	9.5	19	0
	Josh Bullocks	2	14	7.0	14	0
	Omar Stoutmire	2	10	5.0	10	0
2007 —	Mike McKenzie	3	161	53.7	75t	2
	Roman Harper	3	58	19.3	31t	1
	Jason David	3	21	7.0	19	0
2008 —	Jason David	5	83	16.6	42	0
2009 —	Darren Sharper	9	376	41.8	99t	3
2010 —	Malcolm Jenkins	2	105	52.5	96t	1
	Jabari Greer	2	50	25.0	26	1
2011 —	**Patrick Robinson**	**4**	**31**	**7.8**	**25**	**0**
2012 —	Jabari Greer	3	31	10.3	28	0
	Patrick Robinson	**3**	**99**	**33.0**	**99t**	**1**
2013 —	**Keenan Lewis**	**4**	**34**	**8.5**	**20**	**0**

Quarterback Sacks

		No.	Yds.			No.	Yds.
1982 —	Bruce Clark, DE	5.5	51	1997 —	Wayne Martin, DT	10.5	60
1983 —	Rickey Jackson, LB	12	81.5	1998 —	La'Roi Glover, DT	10	83
1984 —	Rickey Jackson, LB	12	95	1999 —	La'Roi Glover, DT	8.5	47
1985 —	Rickey Jackson, LB	11	89	2000 —	La'Roi Glover, DT	17	112
1986 —	James Geathers, DE	9	73	2001 —	Charlie Clemons, LB	13.5	96
	Rickey Jackson, LB	9	71	2002 —	Darren Howard, DE	8	51
1987 —	Pat Swilling, LB	10.5	87	2003 —	Charles Grant, DE	10	42
1988 —	Rickey Jackson, LB	7	66	2004 —	Darren Howard, DE	11	64
	Pat Swilling, LB	7	65	2005 —	Will Smith, DE	8.5	60
1989 —	Pat Swilling, LB	16.5	164	2006 —	Will Smith, DE	10.5	79.5
1990 —	Pat Swilling, LB	11	68	2007 —	Will Smith, DE	7	41
1991 —	Pat Swilling, LB	17	139	2008 —	Bobby McCray, DE	6	35
1992 —	Wayne Martin, DE	15	102	2009 —	Will Smith, DE	13	68.5
1993 —	Renaldo Turnbull, LB	13	73	2010 —	Sedrick Ellis, DT	6	48
1994 —	Darion Conner, LB	10	66	2011 —	Roman Harper, S	7.5	55
1995 —	Wayne Martin, DT	13	89	**2012 —**	**Cameron Jordan, DE**	**8**	**54**
1996 —	Wayne Martin, DT	11	84.5	**2013 —**	**Cameron Jordan, DE**	**12.5**	**101.5**

Service

Most Seasons

13 Morten Andersen, 1982-94
Hoby Brenner, 1981-93
Stan Brock, 1980-92
Rickey Jackson, 1981-93
Derland Moore, 1973-85
Frank Warren, 1981-89,91-94
Jim Wilks, 1981-93

Most Games

196 Morten Andersen, 1982-94
195 Rickey Jackson, 1981-93
189 Frank Warren, 1981-89,91-94
186 Stan Brock, 1980-92
183 Jim Wilks, 1981-93

Scoring

TOTAL POINTS

Career

1,318 Morten Andersen, 1982-94 (302 FG, 412 PAT)
768 John Carney, 2001-06,09-10 (168 FG, 264 PAT)
513 Doug Brien, 1995-2000 (123 FG, 144 PAT)
422 Garrett Hartley, 2008-13 (82 FG, 176 PAT)
348 Marques Colston, 2006- (63 TD)

Season

147 John Kasay, 2011 (28 FG, 63 PAT)
130 John Carney, 2002 (31 FG, 37 PAT)
121 Morten Andersen, 1987 (28 FG, 37 PAT)
120 Morten Andersen, 1985 (31 FG, 27 PAT)
Morten Andersen, 1992 (29 FG, 33 PAT)

Game

24 Joe Horn, vs. N.Y. Giants, 12/14/03 (4 TD)
Reggie Bush, vs. San Francisco, 12/3/06 (4 TD)
18 Walt Roberts, vs. Philadelphia, 11/5/67 (3 TD)
Danny Abramowicz, vs. San Francisco, 9/26/71 (3 TD)
Archie Manning, vs. Chicago, 10/2/77 (3 TD)
Chuck Muncie, vs. San Francisco, 11/11/79 (3 TD)
George Rogers, at L.A. Rams, 11/8/81 (3 TD)
Wayne Wilson, vs. Atlanta, 1/2/83 (3 TD)
Dalton Hilliard, at L.A. Rams, 10/22/89 (3 TD)
Rueben Mayes, vs. Phoenix, 9/23/90 (3 TD)
Mario Bates, at L.A. Rams, 12/4/94 (3 TD)
Ricky Williams, at Atlanta, 10/22/00 (3 TD)
Deuce McAllister, vs. Atlanta, 10/27/02 (3 TD)
Deuce McAllister, at Baltimore, 12/8/02 (3 TD)
Mike Karney, at Dallas, 12/10/06 (3 TD)
Marques Colston, at San Francisco, 10/28/07 (3 TD)
Marques Colston, vs. San Diego, 10/7/12 (3 TD)

Opponent

24 Dave Williams, at St. Louis, 11/2/69 (4 TD)
Wayne Morris, at St. Louis, 10/23/77 (4 TD)
Rodney Hampton, at N.Y. Giants, 9/24/95 (4 TD)
Mike Anderson, vs. Denver, 12/3/00 (4 TD)

TOUCHDOWNS

Career

63 Marques Colston, 2006-
55 Deuce McAllister, 2001-09
53 Dalton Hilliard, 1986-93
50 Joe Horn, 2000-06
48 Eric Martin, 1985-93

Season

18 Dalton Hilliard, 1989
16 Deuce McAllister, 2002
Jimmy Graham, 2012
13 George Rogers, 1981
12 Pierre Thomas, 2008

Game

4 Joe Horn, vs. N.Y. Giants, 12/14/03
Reggie Bush, vs. San Francisco, 12/3/06
3 Walt Roberts, vs. Philadelphia, 11/5/67
Danny Abramowicz, vs. San Fran., 9/26/71
Archie Manning, vs. Chicago, 10/2/77
Chuck Muncie, vs. San Fran., 11/11/79
George Rogers, at L.A. Rams 11/8/81
Wayne Wilson, vs. Atlanta, 1/2/83
Dalton Hilliard, at L.A. Rams, 10/22/89
Rueben Mayes, vs. Phoenix, 9/23/90
Mario Bates, at L.A. Rams, 12/4/94
Ricky Williams, at Atlanta, 10/22/00
Deuce McAllister, vs. Atlanta, 10/27/02
Deuce McAllister, at Baltimore, 12/8/02
Mike Karney, at Dallas, 12/10/06
Marques Colston, at San Francisco, 10/28/07
Marques Colston, vs. San Diego, 10/7/12

Opponent

4 Dave Williams, at St. Louis, 11/2/69
Wayne Morris, at St. Louis, 10/23/77
Rodney Hampton, at N.Y. Giants, 9/24/95
Mike Anderson, vs. Denver, 12/3/00

FIELD GOALS MADE

Career

302 Morten Andersen, 1982-94 (389 att.)
168 John Carney, 2001-06,09-10 (203 att.)
123 Doug Brien, 1995-2000 (149 att.)
82 Garrett Hartley, 2008-13 (101 att.)
52 Charlie Durkee, 1967-68,71-72 (101 att.)

Season

31 Morten Andersen, 1985 (35 att.)
John Carney, 2002 (35 att.)
29 Morten Andersen, 1992 (34 att.)
28 Morten Andersen, 1987 (36 att.)
Morten Andersen, 1993 (35 att.)
Morten Andersen, 1994 (39 att.)
John Kasay, 2011 (34 att.)

Game

5 Charlie Durkee, at Green Bay, 11/28/71 (6 att.)
Morten Andersen, vs. L.A. Rams, 12/1/85 (5 att.)
Morten Andersen, vs. San Francisco, 10/25/87 (7 att.)
Morten Andersen, vs. Atlanta, 12/3/92 (5 att.)
Morten Andersen, at Atlanta, 12/11/94 (5 att.)
John Carney, vs. Minnesota, 10/7/01 (5 att.)
John Carney, at St. Louis, 10/28/01 (5 att.)
John Carney, at St. Louis, 9/26/04 (6 att.)

Opponent

6 Bobby Howfield, at N.Y. Jets, 12/3/72 (7 att.)
Ray Wersching, vs. San Francisco, 10/16/83 (6 att.)
Norm Johnson, vs. Atlanta 11/13/94 (6 att.)
John Kasay, vs. Carolina, 12/5/04 (6 att.)
Ryan Succop, vs. Kansas City, 9/23/12 (6 att.)

LONGEST FIELD GOAL

63 Tom Dempsey, vs. Detroit, 11/8/70
60 Morten Andersen, vs. Chicago, 10/27/91
56 Morten Andersen, at Philadelphia, 12/26/93
Doug Brien, vs. Carolina, 9/13/98

Opponent

55 Joe Danelo, at N.Y. Giants, 9/20/81
Morten Andersen, at Atlanta, 12/10/95 (2x)
Morten Andersen, vs. Atlanta, 10/12/97

FIELD GOALS ATTEMPTED

Career

389 Morten Andersen, 1982-94 (302 made)
203 John Carney, 2001-06,09-10 (168 made)
149 Doug Brien, 1995-2000 (123 made)
101 Charlie Durkee, 1967-68,71-72 (52 made)
Garrett Hartley, 2008-13 (82 made)

INDIVIDUAL RECORDS

Season
41 Tom Dempsey, 1969 (22 made)
39 Morten Andersen, 1994 (28 made)
37 Charlie Durkee, 1968 (19 made)
36 Morten Andersen, 1987 (28 made)
Morten Andersen, 1988 (26 made)

Game
7 Tom Dempsey, vs. Philadelphia, 11/30/69 (4 made)
Morten Andersen, vs. San Fran., 10/25/87 (5 made)
Opponent
7 Bobby Howfield, at N.Y. Jets, 12/3/72 (6 made)

POINTS AFTER TOUCHDOWN
Career
412 Morten Andersen, 1982-94 (418 att.)
264 John Carney, 2001-05,09-10 (268 att.)
176 Garrett Hartley, 2008-13 (177 att.)

Season
63 John Kasay, 2011 (63 att.)
57 Garrett Hartley, 2012 (57 att.)
50 John Carney, 2009 (52 att.)
46 John Carney, 2006 (47 att.)
44 Morten Andersen, 1989 (45 att.)

Game
8 John Kasay, vs. Indianapolis, 10/23/11 (8 att.)
7 John Kasay, vs. N.Y. Giants, 11/28/11 (7 att.)
Garrett Hartley, vs. Dallas, 11/10/13 (7 att.)
Opponent
8 Nick Mike-Mayer, vs. Atlanta, 9/16/73 (8 att.)

Rushing

TOTAL YARDS
Career
6,096 Deuce McAllister, 2001-09 (1,429 att.)
4,267 George Rogers, 1981-84 (995 att.)
4,164 Dalton Hilliard, 1986-93 (1126 att.)
3,523 Pierre Thomas, 2007- (773 att.)
3,408 Rueben Mayes, 1986-88,90 (837 att.)

Season
1,674 George Rogers, 1981 (378 att.)
1,641 Deuce McAllister, 2003 (351 att.)
1,388 Deuce McAllister, 2002 (325 att.)
1,353 Rueben Mayes, 1986 (286 att.)
1,262 Dalton Hilliard, 1989 (344 att.)

Game
206 George Rogers, vs. St. Louis, 9/4/83 (24 att.)
203 Rueben Mayes, vs. Miami, 12/7/86 (28 att.)
184 Deuce McAllister, at Philadelphia, 11/23/03 (19 att.)
179 Ricky Williams, vs. Cleveland, 10/31/99 (40 att.)
174 Ray Zellars, vs. Chicago, 10/13/96 (20 att.)
Opponent
251 Mike Anderson, vs. Denver, 12/3/00 (37 att.)
247 Willie Ellison, at L.A. Rams, 12/5/71 (26 att.)
220 Marshall Faulk, vs. St. Louis, 12/24/00 (32 att.)

MOST 100-YARD RUSHING GAMES
Career
27 Deuce McAllister, 2001-09
16 George Rogers, 1981-84
12 Ricky Williams, 1999-2001
11 Rueben Mayes, 1986-88,90
6 Chuck Muncie, 1976-80
Mario Bates, 1994-97

Season
9 George Rogers, 1981
Deuce McAllister, 2003
8 Deuce McAllister, 2002
6 Rueben Mayes, 1986
Deuce McAllister, 2004

DUAL 100-YARD RUSHING GAMES
at Kansas City, 9/26/76
Tony Galbreath, 14-146, 2 TD; Chuck Muncie, 25-126
at Cincinnati, 11/4/90
Craig Heyward, 19-122, 1 TD; Rueben Mayes, 30-115, 1 TD
at New York Giants, 12/24/06
Reggie Bush, 20-126, 1 TD; Deuce McAllister, 27-108, 1 TD
Opponent
vs. San Francisco, 11/13/77
Wilbur Jackson, 22-123; Del Williams, 25-110, 1 TD
vs. St. Louis, 10/5/80
Ottis Anderson, 22-126; Wayne Morris, 22-102, 3 TDs

ATTEMPTS
Career
1,429 Deuce McAllister, 2001-09 (6,096 yds.)
1,126 Dalton Hilliard, 1986-93 (4,164 yds.)
995 George Rogers, 1981-84 (4,267 yds.)
837 Rueben Mayes, 1986-88,90 (3,408 yds.)
814 Ricky Williams, 1999-2001 (3,129 yds.)

Season
378 George Rogers, 1981 (1,674 yds.)
351 Deuce McAllister, 2003 (1,641 yds.)
344 Dalton Hilliard, 1989 (1,262 yds.)
325 Deuce McAllister, 2002 (1,388 yds.)
313 Ricky Williams, 2001 (1,245 yds.)

Game
40 Ricky Williams, vs. Cleveland, 10/31/99 (179 yds.)
38 Ricky Williams, vs. Carolina, 10/15/00 (144 yds.)
35 Earl Campbell, at Minnesota, 11/24/85 (160 yds.)
Dwight Beverly, at St. Louis, 10/11/87 (139 yds.)
34 Wayne Wilson, vs. Miami, 10/2/83 (160 yds.)
Opponent
39 Gerald Riggs, vs. Atlanta, 12/22/85 (158 yds.)

TOUCHDOWNS RUSHING
Career
49 Deuce McAllister, 2001-09
39 Dalton Hilliard, 1986-93
28 Chuck Muncie, 1976-80
27 Tony Galbreath, 1976-80
26 Pierre Thomas, 2007-

Season
13 Deuce McAllister, 2002
George Rogers, 1981
Dalton Hilliard, 1989
11 Chuck Muncie, 1979
10 Deuce McAllister, 2006

Game
3 Archie Manning, vs. Chicago, 10/2/77
Chuck Muncie, vs. San Francisco, 11/11/79
George Rogers, at L.A. Rams, 11/8/81
Wayne Wilson, vs. Atlanta, 1/2/83
Rueben Mayes, vs. Phoenix, 9/23/90
Mario Bates, at L.A. Rams, 12/4/94
Ricky Williams, at Atlanta, 10/22/00
Deuce McAllister, vs. Atlanta, 10/27/02
Deuce McAllister, at Baltimore, 12/8/02
Reggie Bush, vs. San Francisco, 12/13/06
Opponent
4 Wayne Morris, at St. Louis, 10/23/77
Rodney Hampton, at N.Y. Giants, 9/24/95
Mike Anderson, vs. Denver, 12/3/00

HIGHEST RUSHING AVERAGE
Career (minimum 250 attempts)
5.8 Archie Manning, 1971-75,77-82 (357 att.-2,058 yds.)
5.4 Hokie Gajan, 1982-85 (252 att.-1,358 yds.)
5.1 Chris Ivory, 2010-12 (256 att.-1,307 yds.)

4.6 Pierre Thomas, 2007- (773 att.-3,523 yds.)
4.3 Chuck Muncie, 1976-80 (788 att.-3,393 yds.)
George Rogers, 1981-84 (995 att.-4,267 yds.)
Deuce McAllister, 2001-09 (1,429 att.-6,096 yds.)

Season (minimum 75 attempts)
6.9 Darren Sproles, 2011 (87 att.-603 yds.)
6.0 Hokie Gajan, 1984 (102 att.-615 yds.)
5.4 Pierre Thomas, 2009 (147 att.-793 yds.)
5.2 Chris Ivory, 2010 (137 att.-716 yds.)
5.1 Hokie Gajan, 1983 (81 att.-415 yds.)

Game (minimum 8 attempts)
10.8 Lorenzo Neal, at Atlanta, 9/12/93 (8-86)
10.5 Chris Ivory, at Tampa Bay, 10/17/10 (15-158)
10.4 Tony Galbreath, vs. Kansas City, 9/26/76 (14-146)
10.4 Gil Fenerty, at L.A. Rams, 12/9/90 (10-104)
10.3 Hokie Gajan, vs. N.Y. Jets, 11/21/83 (11-113)
Opponent (minimum 8 attempts)
12.8 Steve Young, at San Francisco, 12/23/90 (8-102)

LONGEST SCORING RUN
79 George Rogers, at Cleveland, 10/18/81
76 George Rogers, vs. St. Louis, 9/4/83
Deuce McAllister, at Philadelphia, 11/23/03
74 Tony Galbreath, at Kansas City, 9/26/76
Lorenzo Neal, at Atlanta, 9/12/93
Mario Bates, vs. Detroit, 9/21/9
Opponent
91 Jamaal Charles, vs. Kansas City, 9/23/12
80 Willie Ellison, at L.A. Rams, 12/5/71

LONGEST NON-SCORING RUN
73 George Rogers, vs. Philadelphia, 10/11/81
71 Deuce McAllister, at Carolina, 1/2/05
Opponent
76 Willie Parker, at Pittsburgh, 11/12/06

Receiving

TOTAL RECEIVING YARDS
Career
8,337 Marques Colston, 2006- (607 rec.)
7,854 Eric Martin, 1985-93 (532 rec.)
7,622 Joe Horn, 2000-06 (523 rec.)
4,875 Danny Abramowicz, 1967-72 (309 rec.)
4,377 Devery Henderson, 2004- (245 rec.)

Season
1,399 Joe Horn, 2004 (94 rec.)
1,340 Joe Horn, 2000 (94 rec.)
1,312 Joe Horn, 2002 (88 rec.)
1,310 Jimmy Graham, 2011 (99 rec.)
1,265 Joe Horn, 2001 (83 rec.)

Game
205 Wes Chandler, vs. Atlanta, 9/2/79 (6 rec.)
200 Torrance Small, at Denver, 12/24/94 (6 rec.)
180 Joe Horn, vs. San Francisco, 11/5/00 (10 rec.)
179 Floyd Turner, vs. Chicago, 10/27/91 (9 rec.)
Jimmy Graham, at Tampa Bay, 9/15/13 (10 rec.)
Opponent
336 Willie Anderson, vs. L.A. Rams, 11/26/89 (15 rec.)
248 Richard Johnson, at Detroit, 12/3/89 (8 rec.)
224 Dez Bryant, at Dallas, 12/23/12 (9 rec.)
218 Alshon Jeffrey, at Chicago, 10/6/13 (10 rec.)
216 Vincent Jackson, at Tampa Bay, 10/21/12 (7 rec.)

MOST 100-YARD RECEIVING GAMES
Career
28 Joe Horn, 2000-06
25 Marques Colston, 2006-
18 Eric Martin, 1985-93
12 Jimmy Graham, 2010-
10 Danny Abramowicz, 1967-73
Devery Henderson, 2004-12

Season
6 Joe Horn, 2002
Jimmy Graham, 2013
5 Eric Martin, 1989
Joe Horn, 2000
Joe Horn, 2004

DUAL 100-YARD RECEIVING GAMES
at Atlanta, 11/25/79
Henry Childs, 3-117, 1 TD; Wes Chandler, 6-103
vs. Philadelphia, 11/9/80
Wes Chandler, 9-139, 1 TD; Ike Harris, 4-119
vs. Buffalo, 12/27/98
Brett Bech, 4-113, 2 TD; Cam Cleeland, 10-112, 1 TD
vs. Denver, 12/3/00
Joe Horn, 10-170; Robert Wilson, 8-122
vs. N.Y. Giants, 9/19/05
Joe Horn, 9-143, 1 TD; Donté Stallworth, 8-141
vs. Baltimore, 10/29/06
Marques Colston, 6-163, 2 TD; Joe Horn, 5-126, 1 TD
at Tampa Bay, 11/5/06
Marques Colston, 11-123, 1 TD; Devery Henderson, 3-111, 2 TD
vs. New England, 11/30/09
Marques Colston, 4-121, 1 TD; Devery Henderson, 3-116, 1 TD
at Tampa Bay, 10/16/11
Marques Colston, 7-118, 1 TD; Jimmy Graham, 7-124
vs. San Diego, 10/7/12
Marques Colston, 9-131, 3 TD; Devery Henderson, 8-123, 1 TD
at Dallas, 12/23/12
Marques Colston, 10-153; Darren Sproles, 7-144
vs. Carolina, 12/30/12
Jimmy Graham, 9-115, 1 TD; Lance Moore, 4-121
vs. Miami, 9/30/13
Jimmy Graham, 4-100, 2 TD; Darren Sproles, 7-114, 1 TD
Opponent
at Cleveland, 11/10/68
Paul Warfield, 5-107, 1 TD; Leroy Kelly, 3-104, 2 TD
at St. Louis, 11/2/69
Dave Williams, 8-164, 4 TD; John Gilliam, 5-106, 1 TD
at Minnesota, 12/1/74
Jim Lash, 3-112; John Gilliam, 5-109, 2 TD
at N.Y. Giants, 9/20/81
Johnny Perkins, 8-118; Gary Shirk, 11-101, 1 TD
at L.A. Rams, 12/9/90
Willie Anderson, 5-123; Henry Ellard, 5-107, 1 TD
at Minnesota, 11/6/94
Jake Reed, 8-157, 1 TD; Cris Carter, 12-151
vs. Atlanta, 11/13/94
Terance Mathis, 10-125; Andre Rison, 8-118, 1 TD
vs. Atlanta, 9/17/95
Eric Metcalf, 11-155; Bert Emanuel, 6-104
at Minnesota, 11/19/95
Qadry Ismail, 5-142, 1 TD; Cris Carter, 12-137, 2 TD
vs. Carolina, 11/26/95
Mark Carrier, 6-132, 2 TD; Willie Green, 4-105, 1 TD
vs. Atlanta, 12/13/98
Tony Martin, 8-109; Terance Mathis, 6-198
vs. St. Louis, 12/12/99
Torry Holt, 6-113; Isaac Bruce, 4-119
at St. Louis, 10/28/01
Trung Canidate 10-107; Issac Bruce 7-179, 1 TD
at Philadelphia, 9/20/09
Brent Celek 8-104; DeSean Jackson 4-101, 1 TD
vs. Houston, 9/25/11
James Casey 5-126, 1 TD; Andre Johnson 7-128
vs. Atlanta, 12/26/11
Julio Jones 8-128, 1 TD; Roddy White 11-127
vs. Atlanta, 11/11/12
Tony Gonzalez 11-122, 2 TD; Roddy White 7-114

INDIVIDUAL RECORDS

TOTAL RECEPTIONS

Career

607 Marques Colston, 2006- (8,337 yds.)
532 Eric Martin, 1985-93 (7,854 yds.)
523 Joe Horn, 2000-06 (7,622 yds.)
346 Lance Moore, 2005-13 (4,281 yds.)
309 Danny Abramowicz, 1967-73 (4,875 yds.)

Season

99 Jimmy Graham, 2011 (1,310 yds.)
98 Marques Colston, 2007 (1,202 yds.)
94 Joe Horn, 2000 (1,340 yds.)
Joe Horn, 2004 (1,399 yds.)
88 Joe Horn, 2002 (1,312 yds.)
Reggie Bush, 2006 (742 yds.)

Game

14 Tony Galbreath at Green Bay, 9/10/78 (122 yds.)
13 Joe Horn vs. Carolina, 12/2/01 (150 yds.)
Darren Sproles vs. Carolina, 9/16/12 (128 yds.)
12 Danny Abramowicz vs. Pittsburgh, 10/29/67 (156 yds.)
John Beasley vs. San Diego, 11/18/73 (127 yds.)
Joe Horn at San Diego, 9/10/00 (116 yds.)
Reggie Bush at Houston, 10/18/07 (70 yds.)
Pierre Thomas at Chicago, 12/30/07 (121 yds.)

Opponent

15 Willie Anderson, vs. L.A. Rams, 11/26/89 (336 yds.)
12 Rickey Young, vs. Minnesota, 9/3/78 (134 yds.)
John Spagnola, vs. Philadelphia, 10/6/85 (124 yds.)
Cris Carter, at Minnesota, 11/6/94 (151 yds.)
Cris Carter, at Minnesota, 10/19/95 (137 yds.)

TOUCHDOWNS RECEIVING

Career

63 Marques Colston, 2006-
50 Joe Horn, 2000-06
48 Eric Martin, 1985-93
41 Jimmy Graham, 2010-
38 Lance Moore, 2005-13

Season

16 **Jimmy Graham, 2013**
11 Joe Horn, 2004
Marques Colston, 2007
Jimmy Graham, 2011
10 Joe Horn, 2003
Lance Moore, 2008
Marques Colston, 2012

Game

4 Joe Horn, vs. N.Y. Giants 12/14/03

Opponent

4 Dave Williams, at St. Louis 11/2/69

HIGHEST RECEIVING AVERAGE

Career (minimum 100 receptions)

17.9 Devery Henderson, 2004- (245 rec.-4,377 yds.)
16.4 Ike Harris, 1978-81 (104 rec.-1,710 yds.)
16.5 Robert Meachem, 2007-11, 13- (157 rec.-2,593 yds.)
15.8 Danny Abramowicz, 1967-73 (309 rec.-4,875 yds.)
15.6 Henry Childs, 1974-80 (207 rec.-3,224 yds.)

Season (minimum 20 receptions)

24.8 Devery Henderson, 2008 (32 rec.-793 yds.)
23.3 Devery Henderson, 2006 (32 rec.-745 yds.)
21.2 Keith Poole, 1998 (24 rec.-509 yds.)
20.6 Tyrone Young, 1984 (29 rec.-597 yds.)
20.5 Devery Henderson, 2007 (20 rec.-409 yds.)

Game (minimum 3 receptions)

54.7 Eric Martin, vs. Green Bay, 9/14/86 (3-164)
51.3 Keith Poole, at Atlanta, 10/18/98 (3-154)
44.7 Joe Horn, at Atlanta, 11/17/02 (3-134)
43.0 Kenny Stills, vs. Buffalo, 10/27/13 (3-129)
39.8 Larry Burton, vs. Atlanta, 11/2/75 (4-159)

Opponent (minimum 3 receptions)

44.7 Stephen Baker, vs. N.Y. Giants, 11/27/88 (3-134)

LONGEST SCORING RECEPTIONS

90 Eddie Kennison from Billy Joe Hobert, vs. Atlanta 10/10/99
89 Andre Hastings from Kerry Collins, vs. Dallas, 12/6/98
89 Randal Hill from Heath Shuler, at Chicago, 10/5/97
86 Marques Colston from Drew Brees, at Carolina, 10/1/06 – ROOKIE RECORD
84 Devery Henderson **from Drew Brees, vs. Tampa Bay, 9/7/08**

Opponent

98 Michael Haynes from Bobby Hebert, at Atlanta, 9/12/93
88 Harmon Wages from Bob Berry, at Atlanta, 12/7/69
Pierre Garcon from Robert Griffin III, vs. Washington, 9/9/12

LONGEST NON-SCORING RECEPTIONS

96 Walt Roberts from Billy Kilmer, at Philadelphia, 11/19/67
85 Wes Chandler from Archie Manning, at San Francisco, 9/23/79
84 Eric Martin from Bobby Hebert, vs. Green Bay, 9/14/86
84 Ken Burrough from Bob Berry, vs. Atlanta, 12/19/71

Total Yards from Scrimmage

TOTAL YARDS (RUSHING & RECEIVING)

Career

8,344 Marques Colston, 2006- (8,337 receiving)
7,865 Eric Martin, 1985-93 (7,854 receiving)
7,816 Deuce McAllister, 2001-09 (6,096 rushing)
7,653 Joe Horn, 2000-06 (7,622 receiving)
6,397 Dalton Hilliard, 1986-93 (4,164 rushing)

Season

2,157 Deuce McAllister, 2003 (1,641 rushing)
1,800 George Rogers, 1981 (1,674 rushing)
1,776 Dalton Hilliard, 1989 (1,262 rushing)
1,756 Ricky Williams, 2001 (1,245 rushing)
1,740 Deuce McAllister, 2002 (1,388 rushing)

Game

237 Deuce McAllister, vs. Atlanta, 11/16/03 (173 rushing)
232 Deuce McAllister, at Philadelphia, 11/23/03 (184 rushing)
226 Pierre Thomas, at Chicago, 12/30/07 (121 receiving)
225 Rueben Mayes, vs. Miami, 12/7/86 (203 rushing)
206 George Rogers, vs. St. Louis, 9/4/83 (all rushing)

Opponent

336 Willie Anderson, vs. L.A. Rams, 11/26/89 (all receiving)

Passing

TOTAL PASSING YARDS

Career

38,733 Drew Brees, 2006- (4,990 att.-3,356 comp.)
21,734 Archie Manning, 1971-75, 77-82 (3,335 att.-1,849 comp.)
19,156 Aaron Brooks, 2000-05 (2,771 att.-1,563 comp.)

Season

5,476 Drew Brees, 2011 (657 att.-468 comp.)
5,177 Drew Brees, 2012 (670 att.-422 comp.)
5,162 Drew Brees, 2013 (650 att.-446 comp.)
5,069 Drew Brees, 2008 (635 att.-413 comp.)

Game
510 Drew Brees, vs. Cincinnati, 11/19/06 (37-52)
446 Drew Brees, at Dallas, 12/23/12 (37-53)
Drew Brees, at Green Bay, 9/30/12 (35-54)
445 Drew Brees, vs. Jacksonville, 11/4/07 (35-49)
441 Aaron Brooks, vs. Denver, 12/3/00 (30-48)
Opponent
454 Jim Everett, vs. L.A. Rams, 11/26/89 (29-51)
425 Daunte Culpepper, vs. Minn., 10/17/04 (26-37)

MOST 300-YARD PASSING GAMES
Career
71 Drew Brees, 2006-
10 Aaron Brooks, 2000-05
9 Archie Manning, 1971-75,77-82
6 Jim Everett, 1994-96
4 Bobby Hebert, 1985-89,91-92

Season
13 Drew Brees, 2011-NFL RECORD
11 Drew Brees, 2013
10 Drew Brees, 2008
Drew Brees, 2012
8 Drew Brees, 2006

PASS ATTEMPTS
Career
4,990 Drew Brees, 2006- (3,356 comp.)
3,335 Archie Manning, 1971-75,77-82 (1,849 comp.)
2,771 Aaron Brooks, 2000-05 (1,563 comp.)

Season
670 Drew Brees, 2012 (442 comp.)
658 Drew Brees, 2010 (448 comp.)
657 Drew Brees, 2011 (468 comp.)
652 Drew Brees, 2007 (440 comp.)
650 Drew Brees, 2013 (446 comp.)

Game
60 Aaron Brooks, vs. Denver, 11/21/04 (34 comp.)
Drew Brees, at Chicago, 12/30/07 (35 comp.)
58 Drew Brees, at Atlanta, 11/9/08 (31 comp.)
56 Drew Brees, vs. Cleveland, 10/24/10 (37 comp.)
Drew Brees, at St. Louis, 12/15/13 (39 comp.)
Opponent
59 Steve Grogan, at New England, 11/12/89 (27 comp.)
57 Warren Moon, at Minnesota, 11/6/94 (33 comp.)

PASS COMPLETIONS
Career
3,356 Drew Brees, 2006- (4,990 att.)
1,849 Archie Manning, 1971-75,77-82 (3,335 att.)
1,563 Aaron Brooks, 2000-05 (2,771 att.)

Season
468 Drew Brees, 2011 (657 att.) NFL RECORD
448 Drew Brees, 2010 (658 att.)
446 Drew Brees, 2013 (650 att.)

Game
39 Drew Brees, at Denver, 9/21/08 (48 att.)
Drew Brees, at St. Louis, 12/15/13 (56 att.)
37 Drew Brees, vs. Cincinnati, 11/19/06 (52 att.)
Drew Brees, vs. Cleveland, 10/24/10 (56 att.)
Drew Brees, at Dallas, 12/23/12 (53 att.)
Opponent
34 Matt Ryan, vs. Atlanta, 12/26/11 (52 att.)
Matt Ryan, vs. Atlanta, 11/11/12 (52 att.)
33 Warren Moon, at Minnesota, 11/6/94 (57 att.)
Eli Manning, vs. N.Y. Giants, 11/28/11 (47 att.)

MOST CONSECUTIVE COMPLETIONS
19 Drew Brees, 12/27/09
17 Drew Brees, 12/16-12/23/07
15 Archie Manning, 10/14-10/21/79
Drew Brees, 10/18/09
Opponent
18 Don Majkowski, at Green Bay, 9/17/89

COMPLETION PERCENTAGE
Career (minimum 500 attempts)
67.3 Drew Brees, 2006- (4,990 att.-3,356 comp.)
61.0 Jim Everett, 1994-96 (1,571 att.-958 comp.)
58.5 Bobby Hebert, 1985-89,91-92 (2,055 att.-1,202 comp.)

Season (minimum 100 attempts)
71.2 Drew Brees, 2011 (657 att.-468 comp.) NFL RECORD
70.6 Drew Brees, 2009 (514 att.-363 comp.)
68.6 Drew Brees, 2013 (650 att.-446 comp.)

Game (minimum 10 attempts)
90.9 Mike Buck, at Pittsburgh, 10/17/93 (11-10)
88.6 Drew Brees, vs. Indianapolis, 10/23/11 (35-31)
87.0 Bobby Hebert, vs. Denver, 11/20/88 (23-20)
86.7 Drew Brees, vs. Arizona, 12/16/07 (30-26)
Drew Brees, vs. Oakland, 10/12/08 (30-26)
Opponent
90.9 Scott Hunter, at Atlanta, 10/31/76 (11-10)
90.5 Lynn Dickey, vs. Green Bay, 12/13/81 (21-19)

TOUCHDOWN PASSES
Career
283 Drew Brees, 2006-
120 Aaron Brooks, 2000-05
115 Archie Manning, 1971-75,77-82

Season
46 Drew Brees, 2011
43 Drew Brees, 2012
39 Drew Brees, 2013
34 Drew Brees, 2008
Drew Brees, 2009

Game
6 Billy Kilmer, at St. Louis, 11/2/69
Drew Brees, vs. Detroit, 9/13/09
5 **7 times, last Drew Brees vs. Buffalo, 10/27/13**
Opponent
6 Charley Johnson, at St. Louis, 11/2/69
Peyton Manning, vs. Indianapolis, 9/28/03

PASSER RATING
Career (minimum 500 attempts)
99.0 Drew Brees, 2006-
(3,356-4,990; 38,733 yds.; 283 TD, 124 INT)
81.1 Jim Everett, 1994-96
(958-1,571; 10,622 yds.; 60 TD, 48 INT)
79.7 Aaron Brooks, 2000-05
(1,563-2,771; 19,156 yds.; 120 TD, 84 INT)

Season (minimum 100 attempts)
110.6 Drew Brees, 2011
(468-657; 5,476 yds.; 46 TD, 14 INT)
109.6 Drew Brees, 2009
(363-514; 4,388 yds.; 34 TD, 11 INT)
104.7 Drew Brees, 2013
(446-650; 5,162 yds.; 39 TD, 12 INT)

Game (minimum 10 attempts)
158.3 Mike Buck, at Pittsburgh, 10/17/93
(10-11, 164 yds., 2 TD, 0 INT)
158.3 Drew Brees, vs. New England, 11/30/09
(18-23; 371 yds.; 5 TD, 0 INT)
157.5 Drew Brees, vs. Green Bay, 11/24/08
(20-26; 323 yds.; 4 TD, 0 INT)
157.4 Drew Brees, vs. Tampa Bay, 12/29/13
(24-31; 381 yds.; 4 TD, 0 INT)
156.8 Drew Brees, vs. N.Y. Giants, 10/18/09
(23-30; 369 yds.; 4 TD, 0 INT)

INDIVIDUAL RECORDS

PASSES INTERCEPTED

Career

156 Archie Manning, 1971-75,77-82
124 Drew Brees, 2006-
84 Aaron Brooks, 2000-05

Season

22 Aaron Brooks, 2001
Drew Brees, 2010
21 Archie Manning, 1972
Aaron Brooks, 2004
20 Archie Manning, 1975
Archie Manning, 1979
Archie Manning, 1980

Game

5 Archie Manning, vs. Atlanta, 9/16/73
Archie Manning, vs. L.A. Rams, 10/7/79
Drew Brees, at Atlanta, 11/29/12

Opponent

5 Randy Wright, vs. Green Bay, 9/14/86
Scott Campbell, at Atlanta, 11/1/87

MOST TIMES SACKED

Career

337 Archie Manning, 1971-75,77-82
209 Aaron Brooks, 2000-05
179 Drew Brees, 2006-
119 Bobby Hebert, 1985-89,91-92
98 Dave Wilson, 1981,83-88

Season

50 Aaron Brooks, 2001
49 Archie Manning, 1975
43 Archie Manning, 1972

Game

9 Dave Wilson, at San Francisco, 11/13/83
Dave Wilson, at L.A. Rams, 11/3/85
Wade Wilson, at Cleveland, 12/5/93

Opponent

8 Steve Beuerlein, at Carolina, 11/12/00
Chris Weinke, vs. Carolina, 12/2/01

Punting

MOST PUNTS

Career

515 Tommy Barnhardt, 1987,89-94,99 (42.5 avg.)
447 Tom Blanchard, 1974-78 (41.3 avg.)
363 Brian Hansen, 1984-88 (42.0 avg.)
296 Thomas Morstead, 2009- (47.1 avg.)
279 Russell Erxleben, 1979-83 (41.2 avg.)

Season

101 Tom Blanchard, 1976 (39.3 avg.)
92 Tom Blanchard, 1975 (41.0 avg.)
89 Russell Erxleben, 1980 (39.2 avg.)
88 Tom Blanchard, 1974 (42.1 avg.)
Mark Royals, 1997 (45.9 avg.)
Mark Royals, 1998 (45.6 avg.)

Game

12 Tom Blanchard, vs. Minnesota, 11/16/75 (42.9 avg.)
Steve O'Neal, at San Francisco, 10/21/73 (41.6 avg.)
Russell Erxleben, vs. Washington, 12/26/82 (44.7 avg.)
Tommy Barnhardt, at Baltimore, 12/19/99 (37.2 avg.)

Opponent

12 Todd Sauerbrun, at Chicago, 10/5/97 (43.7 avg.)
11 Shawn McCarthy, at New England, 11/8/92 (42.1 avg.)

HIGHEST PUNTING AVERAGE

Career (minimum 50 attempts)

47.1 Thomas Morstead, 2009- (296 punts)
45.8 Mark Royals, 1997-98 (176 punts)
43.7 Mitch Berger, 2003-2005 (227 punts)

Season (minimum 40 attempts)

50.1 Thomas Morstead, 2012 (74 punts)
48.3 Thomas Morstead, 2011 (46 punts)
46.9 Thomas Morstead, 2013 (61 punts)
45.9 Thomas Morstead, 2010 (57 punts)
45.9 Mark Royals, 1997 (88 punts)

LONGEST PUNT

81 Tom McNeill, vs. Dallas, 9/28/69

Opponent

87 Dave Finzer, at Chicago, 10/7/84

Punt Returns

MOST RETURNS

Career

142 Michael Lewis, 2001-06 (10.4 avg.)
116 Tyrone Hughes, 1993-96 (9.1 avg.)
104 Jeff Groth, 1981-84 (8.5 avg.)
92 Reggie Bush, 2006-10 (7.8 avg.)
81 Darren Sproles, 2011-13 (8.3 avg.)

Season

47 Eric Guliford, 1997 (10.6 avg.)
44 Michael Lewis, 2002 (14.2 avg.)
39 Jeff Groth, 1983 (7.1 avg.)
37 Howard Stevens, 1974 (10.2 avg.)
Rich Mauti, 1977 (7.4 avg.)
Jeff Groth, 1981 (11.8 avg.)
Vince Buck, 1990 (8.2 avg.)
Tyrone Hughes, 1993 (13.6 avg.)

Game

7 Eric Guliford, at Oakland, 11/9/97 (90 yds.)
Michael Lewis, at Carolina, 11/10/02 (98 yds.)
6 Pete Athas, vs. Houston, 10/3/76 (161 yds.)
Rod Harris, at Detroit, 12/3/89 (38 yds.)
Bobby Morse, vs. Indianapolis, 12/24/89 (28 yds.)
Vince Buck, vs. Minnesota, 9/22/91 (37 yds.)
Tyrone Hughes, at Carolina, 10/22/95 (36 yds.)
Eric Guliford, at Chicago, 10/5/97 (77 yds.)
Chad Morton, vs. Detroit, 9/3/00 (36 yds.)

Opponent

10 Mike Nelms, vs. Washington, 12/26/82 (106 yds.)

MOST YARDS

Career

1,482 Michael Lewis, 2001-06 (142 ret.)
1,060 Tyrone Hughes, 1993-96 (116 ret.)
887 Jeff Groth, 1981-84 (104 ret.)
720 Reggie Bush, 2006-10 (92 ret.)
671 Darren Sproles, 2011-13 (81 ret.)

Season

625 Michael Lewis, 2002 (44 ret.)
503 Tyrone Hughes, 1993 (37 ret.)
498 Eric Guliford, 1997 (47 ret.)
436 Jeff Groth, 1981 (37 ret.)
382 Michael Lewis, 2004 (34 ret.)

Game

176 Reggie Bush, vs. Minnesota, 10/6/08 (5 ret.)
161 Pete Athas, vs. Houston, 10/3/76 (6 ret.)
139 Michael Lewis, vs. Carolina, 12/29/02 (5 ret.)
130 Mel Gray, vs. Tampa Bay, 12/6/87 (2 ret.)
128 Tyrone Hughes, at Rams, 10/3/93 (4 ret.)

Opponent

143 Chuck Latourette, vs. St. Louis, 9/29/68 (3 ret.)

HIGHEST RETURN AVERAGE

Career (minimum 20 returns)

13.4 Mel Gray, 1986-88 (49 ret.)

13.3 Andre Hastings, 1997-99 (23 ret.)
10.5 Eric Guliford, 1997-98 (57 ret.)
10.4 Michael Lewis, 2001-06 (142 ret.)
10.1 Howard Stevens, 1973-74- (54 ret.)

Season (minimum 10 returns)
14.7 Mel Gray, 1987 (24 ret.)
14.2 Michael Lewis, 2002 (44 ret.)
14.0 Andre Hastings, 1998 (22 ret.)
13.6 Tyrone Hughes, 1993 (37 ret.)
13.5 Reggie Bush, 2008 (20 ret.)

LONGEST RETURNS
83t Tyrone Hughes, at Philadelphia, 12/26/93
83t Michael Lewis, at Washington, 10/13/02
80 Mel Gray, vs. Tampa Bay, 12/6/87
Opponent
103t Robert Bailey, vs. L.A. Rams, 10/23/94

PUNTS RETURNED FOR TOUCHDOWNS (11)
83 Michael Lewis, at Washington, 10/13/02
83 Tyrone Hughes, at Philadelphia, 12/26/93
74 Tyrone Hughes, at L.A. Rams, 10/3/93
72 Darren Sproles, at Green Bay, 9/8/11
71 Reggie Bush, vs. Minnesota, 10/6/08
66 Mel Gray, vs. Denver, 11/20/88
65 Reggie Bush, vs. Tampa Bay, 10/8/06
64 Reggie Bush, vs. Minnesota, 10/6/08
56 Derrick Shepard, vs. Dallas, 9/10/89
55 Reggie Bush, at Washington, 9/14/08
53 Charlie Brown, vs. Pittsburgh, 12/15/68
Opponent (25) - Longest:
103 Robert Bailey, vs. L.A. Rams, 10/23/94
95 Desmond Howard, vs. Detroit, 9/3/00
88 Mike Fuller, vs. San Diego, 10/9/77
86 Chuck Latourette, vs. St. Louis, 9/29/68
84 Ron Smith, at San Diego, 11/18/73
Winslow Oliver, vs. Carolina, 9/8/96

Kickoff Returns

MOST RETURNS
Career
243 Michael Lewis, 2001-06 (24.3 avg.)
229 Tyrone Hughes, 1993-96 (25.0 avg.)
124 Rich Mauti, 1977-80, 1982-83 (22.9 avg.)
106 Fred McAfee, 1991-93, 2000-06 (21.0 avg.)
94 Courtney Roby, 2008-12 (25.6 avg.)

Season
70 Michael Lewis, 2002 (25.8 avg.)
Tyrone Hughes, 1996 (25.6 avg.)
66 Tyrone Hughes, 1995 (24.5 avg.)
63 Tyrone Hughes, 1994 (24.7 avg.)
53 Dino Philyaw, 1999 (22.0 avg.)

Game
8 Tyrone Hughes, vs. San Diego, 10/16/94 (196 yds.)
Tyrone Hughes, at Minnesota, 11/19/95 (156 yds.)
Michael Lewis, at Detroit, 9/29/02 (158 yds.)
Aaron Stecker, vs. Carolina, 12/5/04 (214 yds.)
Pierre Thomas, vs. St. Louis, 11/11/07 (233 yds.)
Opponent
8 Troy Walters, vs. Minnesota, 10/7/01 (178 yds.)

MOST YARDS
Career
5,903 Michael Lewis, 2001-06 (243 ret.)
5,717 Tyrone Hughes, 1993-96 (229 ret.)
2,836 Rich Mauti, 1977-80,82-83 (124 ret.)
2,411 Courtney Roby, 2008-12 (94 ret.)
2,233 Fred McAfee, 1991-93, 2000-06 (106 ret.)

Season
1,807 Michael Lewis, 2002 (70 ret.)
1,791 Tyrone Hughes, 1996 (70 ret.)
1,617 Tyrone Hughes, 1995 (66 ret.)
1,556 Tyrone Hughes, 1994 (63 ret.)
1,215 Michael Lewis, 2004 (53 ret.)

Game
304 Tyrone Hughes, vs. L.A. Rams, 10/23/94 (7 ret.)
233 Pierre Thomas, vs. St. Louis, 11/11/07 (8 ret.)
215 Dino Philyaw, vs. St. Louis, 12/12/99 (7 ret.)
214 Aaron Stecker, vs. Carolina, 12/5/04 (8 ret.)
205 Tyrone Hughes, at Cincinnati, 9/15/96 (7 ret.)
Opponent
230 Domenik Hixon, vs. N.Y. Giants, 10/18/09 (7 ret.)
227 David Wilson, at N.Y. Giants, 12/9/12 (4 ret.)
203 Jason Tucker, vs. Dallas, 12/24/99 (6 ret.)

HIGHEST RETURN AVERAGE
Career (minimum 25 returns)
26.5 Travaris Cadet, 2012- (35 ret.)
26.1 Darren Sproles, 2011-13 (70 ret.)
26.3 Walt Roberts, 1967 (28 ret.)
26.1 John Gilliam, 1967-68,77 (31 ret.)
25.6 Courtney Roby, 2008-12 (94 ret.)

Season (minimum 10 returns)
30.1 John Gilliam, 1967 (16 ret.)
27.9 Don Shy, 1969 (16 ret.)
27.9 Mel Gray, 1986 (31 ret.)
27.8 Bobby Morse, 1989 (10 ret.)
27.6 Rod McNeill, 1975 (10 ret.)

KICKOFFS RETURNED FOR TOUCHDOWNS (15)
102 Eric Guliford, at St. Louis, 8/31/97
101 Mel Gray, at San Francisco, 9/21/86
100 Aaron Craver, at Minnesota, 11/8/98
99 Bobby Morse, at Detroit, 12/3/89
Tyrone Hughes, at Minnesota, 11/28/93
98 Tyrone Hughes, vs. L.A. Rams, 10/23/94
98 Aaron Stecker, at Tampa Bay, 12/19/04
97 Michael Lewis, vs. Minnesota, 12/15/02
Courtney Roby, at St. Louis, 11/15/09
96 Michael Lewis, vs. Atlanta, 12/26/04
94 John Gilliam, vs. L.A. Rams, 9/17/67
92 Clarence Chapman, at San Francisco, 11/27/77
92 Tyrone Hughes, vs. L.A. Rams, 10/23/94
91 Walt Roberts, vs. Philadelphia, 11/5/67
90 Michael Lewis, at Washington, 10/13/02
Opponent (14) - 5 Longest
108 Randall Cobb, at Green Bay, 9/8/11
105 Travis Williams, at L.A. Rams, 12/5/71
100 Rod Smart, at Carolina, 10/5/03
Maurice Jones-Drew, vs. Jacksonville, 11/4/07
98 Dexter Carter, at San Francisco, 12/1/91

Combined Kickoff/Punt Returns

MOST RETURNS
Career
385 Michael Lewis, 2001-06
345 Tyrone Hughes, 1993-96
199 Rich Mauti, 1977-80,82-83
151 Darren Sproles, 2011-13
142 Mel Gray, 1986-88

Season
114 Michael Lewis, 2002
100 Tyrone Hughes, 1996
94 Tyrone Hughes, 1995
90 Eric Guliford, 1997
85 Michael Lewis, 2004

Game
11 Tyrone Hughes, at Carolina, 10/22/95
Tyrone Hughes, vs. Arizona, 9/22/96
Michael Lewis, at Carolina, 11/10/02

10 Tyrone Hughes, vs. L.A. Rams, 10/23/94
Chad Morton, vs. Detroit, 9/3/00
Chad Morton, at San Diego, 9/10/00
Michael Lewis, at Carolina, 10/14/01
Michael Lewis, at Detroit, 9/29/02
Az-Zahir Hakim, at St. Louis, 10/23/05

MOST YARDS

Career

7,385 Michael Lewis, 2001-06
6,777 Tyrone Hughes, 1993-96
3,446 Rich Mauti, 1977-80, 82-83
2,829 Mel Gray, 1986-88
2,498 Darren Sproles, 2011-13

Season

2,432 Michael Lewis, 2002 **NFL RECORD**
1,943 Tyrone Hughes, 1996
1,879 Tyrone Hughes, 1995
1,699 Tyrone Hughes, 1994
1,626 Eric Guliford, 1997

Game

347 Tyrone Hughes, vs. L.A. Rams, 10/23/94
286 Michael Lewis, at Washington, 10/13/02
233 Pierre Thomas, vs. St. Louis, 11/11/07
232 Eric Guliford, at St. Louis, 8/31/97
231 Chad Morton, at San Diego, 9/10/00

Opponent

233 Chuck Latourette, vs. St. Louis, 9/29/68
225 Brian Mitchell, vs. Washington, 9/11/94

MOST RETURNS FOR TOUCHDOWNS

Career

5 Tyrone Hughes, 1993-95
4 Michael Lewis, 2001-06
Reggie Bush, 2006-10

Season

3 Tyrone Hughes, 1993
Michael Lewis, 2002
Reggie Bush, 2008

Game

2 Tyrone Hughes, vs. L.A. Rams, 10/23/94
Michael Lewis, at Washington, 10/13/02
Reggie Bush, vs. Minnesota, 10/6/08

Opponent

1 40 times

Combined Yardage

MOST COMBINED YARDAGE (RUSH, RECEIVE, PUNT, KICKOFF)

Season

2,696 Darren Sproles, 2011 (603, 710, 294, 1,383) **NFL RECORD**
2,647 Michael Lewis, 2002 (15, 200, 625, 1807)

Interceptions

MOST INTERCEPTIONS

Career

37 Dave Waymer, 1980-89 (395 yds.)
36 Tommy Myers, 1972-81 (621 yds.)
28 Sammy Knight, 1997-2002 (464 yds.)
21 Gene Atkins, 1987-93 (324 yds.)
19 Dave Whitsell, 1967-69 (242 yds.)

Season

10 Dave Whitsell, 1967 (178 yds.)
9 Dave Waymer, 1986 (48 yds.)
Darren Sharper, 2009 (376 yds.)
7 Tommy Myers, 1979 (127 yds.)
Johnnie Poe, 1983 (146 yds.)

Game

3 Tommy Myers, vs. Minnesota, 9/3/78 (151 yds.)
Dave Waymer, vs. Philadelphia, 10/6/85 (28 yds.)
Reggie Sutton, at Chicago, 10/18/87 (42 yds.)
Gene Atkins, at Phoenix, 12/22/91 (198 yds.)
Sammy Knight, at Buffalo, 9/9/01 (40 yds.)

Opponent

3 Pat Thomas, vs. L.A. Rams, 10/7/79 (5 yds.)
Leonard Coleman, at Indianapolis, 10/12/86 (31 yds.)
Rod Woodson, at San Francisco, 9/14/97 (81 yds.)
Ronde Barber, at Tampa Bay, 12/23/01 (56 yds.)
Keith Bulluck, vs. Tennessee, 9/24/07 (51 yds.)

MOST YARDS RETURNED

Career

621 Tommy Myers, 1972-81 (36 ret.)
464 Sammy Knight, 1997-2002 (28 ret.)
395 Dave Waymer, 1980-89 (37 ret.)
376 Darren Sharper, 2009-10 (9 ret.)
324 Gene Atkins, 1987-93 (21 ret.)

Season

376 Darren Sharper, 2009 (9 ret.) **NFL RECORD**
198 Gene Atkins, 1991 (5 ret.)
178 Dave Whitsell, 1967 (10 ret.)
171 Sammy Knight, 1998 (6 ret.)
167 Tommy Myers, 1978 (6 ret.)

Game

151 Tommy Myers, vs. Minnesota, 9/3/78 (3 ret.)
105 Malcolm Jenkins, vs. St. Louis, 12/12/10 (2 ret.)
99 Gene Atkins, at Phoenix, 12/22/91 (3 ret.)
Darren Sharper, vs. N.Y. Jets, 10/4/09 (1 ret.)
Patrick Robinson, vs. Philadelphia, 11/5/12 (1 ret.)

Opponent

95 Nick Barnett, at Green Bay, 10/9/05 (1 ret.)
Chevis Jackson, at Atlanta, 11/9/08 (1 ret.)

MOST RETURNS FOR TOUCHDOWNS

Career

4 Sammy Knight, 1997-2002
3 Jim Merlo, 1973-79
Brett Maxie, 1985-93
Darren Sharper, 2009-10
2 Dave Whitsell, 1967-69
Tommy Myers, 1972-81
Johnnie Poe, 1981-87
Dennis Winston, 1982-85
Toi Cook, 1987-93
Mike McKenzie, 2004-09
Jabari Greer, 2009-13
Malcolm Jenkins, 2009-13

Season

3 Darren Sharper, 2009
2 Dave Whitsell, 1967
Jim Merlo, 1976
Dennis Winston, 1984
Sammy Knight, 1998
Sammy Knight, 2000
Mike McKenzie, 2007

Game

1 58 times (last Jonathan Vilma vs. Carolina, 12/30/12)

Opponent

2 Eric Allen, at Philadelphia, 12/26/93
David Bowens, vs. Cleveland, 10/24/10

LONGEST RETURNS

99t Darren Sharper, vs. N.Y. Jets, 10/4/09
Patrick Robinson, vs. Philadelphia, 11/5/12
97t Tommy Myers, vs. Minnesota, 9/3/78

Darren Sharper, at Philadelphia, 9/20/09
96t Malcolm Jenkins, vs. St. Louis, 12/12/10

Opponent
95t Nick Barnett, at Green Bay, 10/9/05
Chevis Jackson, at Atlanta, 11/9/08

Quarterback Sacks (since 1982)

MOST SACKS
Career
115 Rickey Jackson, 1981-93
82.5 Wayne Martin, 1989-99
76.5 Pat Swilling, 1986-92
67.5 Will Smith, 2004-13
52.5 Frank Warren 1981-89,91-94

Season
17 La'Roi Glover, 2000
17 Pat Swilling, 1991
16.5 Pat Swilling, 1989
15.5 Wayne Martin, 1992
13.5 Rickey Jackson, 1992
Charlie Clemons, 2001

Game
4 Rickey Jackson, at Atlanta, 12/14/86
Rickey Jackson, at Detroit, 9/18/88
Pat Swilling, vs. Tampa Bay, 11/11/90
Wayne Martin, vs. Atlanta, 12/3/92
Wayne Martin, vs. Detroit, 9/21/97
3.5 Jim Wilks, at Philadelphia, 12/11/83
Pat Swilling, at Atlanta, 11/19/89
Opponent
6 Fred Dean, at San Francisco, 11/13/83

Fumbles

MOST OPPONENT FUMBLES RECOVERED
Career
26 Rickey Jackson, 1981-93
17 Sam Mills, 1986-94
14 Dave Waymer, 1980-89
13 Gene Atkins, 1987-93
13 Wayne Martin, 1989-99

Season
7 Rickey Jackson, 1990
5 Joe Federspiel, 1975
Maurice Spencer, 1976
Jack Del Rio, 1985
James Geathers, 1989
Sammy Knight, 2001

Game
3 Maurice Spencer, vs. Atlanta, 10/10/76

LONGEST FUMBLE RETURN
90t Keith Mitchell, at Carolina, 11/12/00
86t Tyrone Hughes, vs. San Francisco, 11/28/94
85t Ernie Jackson, vs. Atlanta, 10/15/72
76t Sam Mills, at N.Y. Jets, 12/26/92
Opponent
98t Toby Wright, vs. L.A. Rams, 10/23/94
96t C.L. Whittington, vs. Houston, 10/3/76

MOST OWN FUMBLES RECOVERED
Game
3 Marcus Dowdell, at Phoenix, 10/18/92
Kyle Turley, vs. St. Louis, 12/24/00

MOST FUMBLES RETURNED FOR TOUCHDOWNS
Career
2 Robert "Pig" Goff, 1990-95
Tyrone Hughes, 1993-95
Sam Mills, 1986-94
Tommy Myers, 1972-81
Frank Warren, 1981-89,91-93
Keith Mitchell, 1997-2001

Season
2 Robert "Pig" Goff, 1992
Tyrone Hughes, 1994

MOST TIMES FUMBLED
Career
62 Archie Manning, 1971-75,77-82
59 Aaron Brooks, 2000-05
54 Drew Brees, 2006-
30 Dalton Hilliard, 1986-93
27 George Rogers, 1981-84
Bobby Hebert, 1985-89,91-92

Season
14 Aaron Brooks, 2002 (11 lost)
13 Aaron Brooks, 2001 (3 lost)
Aaron Brooks, 2004 (2 lost)
11 George Rogers, 1981 (6 lost)

Game
4 Aaron Brooks, vs. Tampa Bay, 12/7/03 (3 lost)
3 Billy Kilmer, at St. Louis, 12/3/67
Billy Kilmer, vs. Cleveland, 10/12/69
Howard Stevens, at Dallas, 9/24/73
Hokie Gajan, vs. Tampa Bay, 9/22/85 (2 lost)
Rueben Mayes, vs. S.F., 10/25/87 (2 lost)
Rueben Mayes, at Pittsburgh, 11/29/87 (2 lost)
Heath Shuler, vs. Atlanta, 10/12/97 (1 lost)
Ricky Williams, vs. S.F., 1/6/02 (2 lost)
Aaron Brooks, at Cincinnati, 12/22/02 (3 lost)
Aaron Brooks, vs. San Francisco, 9/19/04 (2 lost)
Drew Brees, at Green Bay, 9/17/06 (2 lost)

TEAMRECORDS

* - Records as a result of the strike-shortened-season in 1982 (nine games)

Scoring

MOST POINTS

Season
547 2011
510 2009
463 2008

Opponent
487 1980

Game
62 Saints 62 vs. Indianapolis 7, 10/23/11

Opponent
62 Atlanta 62 at Saints 7, 9/16/73

Half
42 at Tampa Bay, 10/14/79 (Second half)

Opponent
38 Atlanta, 9/16/73 (Second half)

Quarter
28 at Seattle, 11/21/76 (3rd); vs. Oakland, 12/3/79 (2nd)
25 at St. Louis, 10/28/01 (3rd)

Opponent
28 at Philadelphia, 11/19/67 (2nd); at Chicago, 10/10/71 (2nd); vs. L.A. Rams, 10/7/79 (2nd).

FEWEST POINTS

Season
129 1982*
163 1973

Opponent
160 1982*
202 1992

Game
0 14 times (last vs. San Francisco, 1/6/02)

Opponent
0 13 times (last vs. Tampa Bay, 12/16/12)

MOST TOUCHDOWNS

Season
66 2011
64 2009
58 2012

Opponent
60 1980

Game
8 vs. Indianapolis, 10/23/11
7 at St. Louis, 11/2/69; vs. N.Y. Giants, 10/18/09; vs. N.Y. Giants, 11/28/11; vs. Dallas, 11/10/13

Opponent
8 vs. Atlanta, 9/16/73

FEWEST TOUCHDOWNS

Season
16 1973, 1982*
17 1970

Opponent
19 1982*
23 1991

MOST GAMES WITHOUT YIELDING A TOUCHDOWN

5 1991 (Two shutouts)

MOST TOUCHDOWNS RUSHING

Season
28 1979
21 2009
20 1987, 2008

Opponent
28 1980

Game
5 at Tampa Bay, 10/14/79

Opponent
5 at St. Louis, 10/23/77; at N.Y. Giants, 9/24/95.

FEWEST TOUCHDOWNS RUSHING

Season
4 1970, 1985
5 1972, 1973

Opponent
6 1987, 1991

MOST TOUCHDOWNS PASSING

Season
46 2011
43 2012
39 2013

Opponent
34 1999

Game
6 at St. Louis, 11/2/69; vs. Detroit, 9/13/09

Opponent
6 at St. Louis, 11/2/69

FEWEST TOUCHDOWNS PASSING

Season
8 1975, 1976, 1981, 1982*

Opponent
11 1982*
12 1991
13 1992, 2010

MOST FIELD GOALS

Season
33 1987 (42 attempts)
31 1985 (35 attempts)
31 2002 (35 attempts)

Opponent
34 2008 (39 attempts)

Game
5 at Green Bay (Milw.), 11/28/71 (6 att.); vs. L.A. Rams, 12/1/85 (5 attt.); vs. San Francisco, 10/25/87 (7 att.); vs. Atlanta, 12/3/92 (5 att.); at Atlanta, 12/11/94 (5 att.); vs. Minnesota, 10/7/01 (5 att.); at St. Louis, 10/28/01 (5 att.); at St. Louis, 9/26/04 (6 att.)

Opponent
6 at N.Y. Jets, 12/3/72 (7 att.); vs. San Francisco, 10/16/83 (6 att.); vs. Atlanta, 11/13/94 (6 att.); vs. Carolina, 12/5/04 (6 att.); vs. Kansas City, 9/23/12 (6 att.)

MOST DEFENSIVE TOUCHDOWNS

Season
9 1998
8 2009
6 1992

Opponent
9 1993

MOST POINTS AFTER TOUCHDOWN

Season
63 2011 (63 att.)
60 2009 (63 att.)
57 2012 (57 att.)

Opponent
56 1980 (60 att.)

Game
8 vs. Indianapolis, 10/23/11 (8 att.)
7 vs. N.Y. Giants, 11/28/11 (7 att.); vs. Dallas, 11/10/13 (7 att.)

Opponent
8 vs. Atlanta, 9/16/73 (8 att.)

FEWEST POINTS AFTER TOUCHDOWN

Season
15 1982* (16 att.)
16 1970 (17 att.), 1973 (16 att.)

Opponent
19 1982* (19 att.)
22 1991 (23 att.), 1992 (24 att.)

MOST TWO-POINT CONVERSIONS

Season
4 2002 (11 att.), 2007 (5 att.)
3 1999 (6 att.)
2 1994 (6 att.), 1995 (9 att.), 1996 (6 att.), 2006 (2 att.), 2011 (3 att.)

Opponent
4 2002 (5 att.)
3 1994 (4 att.), 1995 (5 att.), 2008 (4 att.)

Game
2 vs. St. Louis, 11/11/07; vs. Houston, 9/25/11

Opponent
2 vs. Carolina, 11/26/95

GREATEST MARGIN OF VICTORY

55 Indianapolis 7 at Saints 62, 10/23/11

GREATEST MARGIN OF DEFEAT

55 Atlanta 62 at Saints 7, 9/16/73

MOST CONSECUTIVE GAMES SCORING

216 12/11/83 through 10/12/97 (streak ended vs. Carolina 10/19/97)

LONGEST WINNING STREAK
13 9/13-12/13/09

LONGEST LOSING STREAK
14 9/7-12/7/80

First Downs

MOST FIRST DOWNS
Season
416 2011
359 2013
354 2008
Opponent
380 2012

Game
40 vs. Dallas, 11/10/13 **NFL RECORD**
36 vs. Indianapolis, 10/23/11
at Minnesota, 12/18/11
Opponent
35 vs. Atlanta, 9/2/79

FEWEST FIRST DOWNS
Season
173 1982*
183 1970
Opponent
151 1982*
214 1991

Game
2 at San Francisco, 10/21/73
3 vs. St. Louis, 10/5/80
Opponent
6 vs. L.A. Rams, 9/15/91; vs. Minnesota, 9/22/91; vs. L.A. Raiders, 12/16/91; at New England, 11/8/92; at New York Giants, 12/24/06

MOST FIRST DOWNS RUSHING
Season
160 1979
135 1983
Opponent
178 1980

Game
19 at Seattle, 11/21/76
Opponent
23 vs. St. Louis, 10/4/80

FEWEST FIRST DOWNS RUSHING
Season
55 1970
67 1967, 1998
Opponent
58 1982*
63 1991

Game
0 at Philadelphia, 10/26/69; vs. St. Louis, 10/5/80; vs. San Francisco, 9/3/95; at Baltimore Ravens, 12/19/99; at Jacksonville, 12/21/03; vs. Baltimore Ravens, 10/29/06
Opponent
0 vs. New England, 11/30/86; at Detroit, 9/18/88; vs. Carolina, 10/15/00

MOST FIRST DOWNS PASSING
Season
280 2011 **NFL RECORD**
267 2012
244 2013
Opponent
208 1994, 1998

Game
25 vs. Cincinnati, 11/19/06
vs. Jacksonville, 11/11/07
at Dallas, 12/23/12
Opponent
23 at Minnesota, 11/6/94

FEWEST FIRST DOWNS PASSING
Season
76 1982*
82 1975
Opponent
81 1982*
103 1977

Game
0 at San Francisco, 10/21/73
Opponent
0 at St. Louis, 10/11/87

MOST FIRST DOWNS BY PENALTY
Season
41 2005
32 1999, 2004
31 1969, 1971, 2002
Opponent
38 2011
34 1987

Game
7 at N.Y. Jets, 10/26/86; at Tampa Bay, 9/24/89; at Atlanta, 12/5/99
Opponent
6 vs. San Francisco, 10/25/87; at New England, 11/12/89; at St. Louis, 11/26/00; at Atlanta, 12/9/01

Net Yards

MOST YARDS
Season
7,474 2011 (2,127 rush, 5,347 pass) **NFL RECORD**
6,574 2012 (1,577 rush, 4,977 pass)
6,571 2008 (1,594 rush, 4,977 pass)
Opponent
7,042 2012 (2,361 rush, 4,681 pass)

Game
625 vs. Dallas, 11/10/13 (242 rush, 383 pass)
617 vs. Carolina, 1/1/12 (208 rush, 409 pass)
Opponent
605 vs. Minnesota, 10/17/04 (188 rush, 417 pass)
552 vs. Atlanta, 9/2/79 (257 rush, 295 pass)

FEWEST YARDS
Season
2,655 1982* (1,257 rush, 1,398 pass)
3,187 1975 (1,642 rush, 1,545 pass)
Opponent
2,607 1982* (974 rush, 1,633 pass)
3,797 1974 (1,758 rush, 2,039 pass)

Game
60 vs. Minnesota, 11/16/75 (67 rush, -7 pass)
80 vs. St. Louis, 10/5/80 (15 rush, 65 pass)
Opponent
117 vs. L.A. Raiders, 12/16/91 (71 rush, 46 pass)
120 vs. L.A. Rams, 9/15/91 (77 rush, 43 pass)

HIGHEST AVERAGE PER OFFENSIVE PLAY
Season
6.7 2011 (1,117 plays-7,474 yds.)
6.3 2008 (1,047 plays-6,571 yds.)
2009 (1,032 plays-6,461 yds.)
Opponent
6.5 2012 (1,089 plays-7,042 yds.)

Game
9.6 vs. New England, 11/30/09 (480 yds.)
9.0 at New England, 12/3/95 (432 yds.)
8.4 vs. N.Y. Giants, 11/28/11 (577 yds.)
Opponent
8.9 vs. Minnesota, 10/17/04 (605 yds.)

LOWEST AVERAGE PER OFFENSIVE PLAY
Season
3.5 1975 (908 plays-3,189 yds.)
4.0 1973 (929 plays-3,744 yds.)
1974 (872 plays-3,501 yds.)
Opponent
4.3 1992 (949 plays-4,075 yds.)
1997 (1073 plays-4,645 yds.)

Rushing

MOST YARDS
Season
2,476 1979 (551 att.)
2,461 1983 (595 att.)
Opponent
3,106 1980 (630 att.)

Game
307 at L.A. Rams, 11/8/81 (52 att.)
299 at Kansas City, 9/26/76 (44 att.)
Opponent
340 vs. L.A. Rams, 11/25/73 (55 att.)

TEAMRECORDS

FEWEST YARDS
Season
1,192 1967 (334 att.)
1,215 1970 (371 att.)
Opponent
974 1982* (255 att.)
1,213 1991 (334 att.)

Game
7 vs. San Francisco, 10/1/72 (16 att.)
11 vs. N.Y. Giants, 12/20/93 (12 att.)
at Baltimore, 12/19/99 (16 att.)
Opponent
2 vs. New England, 11/30/86 (18 att.)

MOST ATTEMPTS
Season
595 1983 (2,461 yds.)
569 1987 (2,190 yds.)
Opponent
630 1980 (3,106 yds.)

Game
55 at Atlanta, 10/20/74 (232 yds.)
at San Francisco, 10/15/78 (175 yds.)
Opponent
62 vs. St. Louis, 10/5/80 (330 yds.)

FEWEST ATTEMPTS
Season
331 1982* (1257 yds.)
334 1967 (1193 yds.)
Opponent
255 1982* (974 yds.)
334 1991 (1213 yds.)

Game
9 vs. St. Louis, 10/5/80 (15 yds.)
vs. Denver, 12/3/00 (21 yds.)
Opponent
10 vs. Dallas, 9/10/89 (20 yds.)
at St. Louis, 11/26/00 (28 yds.)

HIGHEST AVERAGE PER RUSH
Season
4.9 2011 (431 att.-2,127 yds.)
4.5 2009 (468 att.-2,106 yds.)
1979 (551 att.-2,476 yds.)
2002 (448 att.-2,000 yds.)
Opponent
5.2 2012 (457 att.-2,361 yds.)
5.0 2011 (351 att.-1,738 yds.)

Game
8.3 at Philadelphia, 11/23/03 (24 att.-199 yds.)
7.4 vs. Philadelphia, 10/1/95 (16 att.-119 yds.)
Opponent
8.3 at Pittsburgh, 11/12/06 (26 att.-217 yds.)
8.1 at Carolina, 11/30/97 (23 att.-186 yds.)

LOWEST AVERAGE PER RUSH
Season
3.3 1970 (371 att.-1,215 yds.)
3.4 1996 (386 att.-1,308 yds.)
Opponent
3.2 1986 (486 att.-1,559 yds.)

Game
0.4 vs. San Francisco, 10/1/72 (16 att.-7 yds.)
Opponent
0.1 vs. New England, 11/30/86 (18 att.-2 yds.)

Passing

MOST NET YARDS
Season
5,347 2011
4,997 2012
4,977 2008
Opponent
4,681 2012
4,157 2011

Game
504 vs. Cincinnati, 11/19/06
446 at Dallas, 12/23/12
Opponent
434 vs. Atlanta, 12/26/11

FEWEST NET YARDS
Season
1,398 1982*
1,545 1975
Opponent
1,633 1982*
1,893 1977

Game
-15 at San Francisco, 10/21/73
-7 vs. Minnesota, 11/16/75
Opponent
4 at St. Louis, 10/11/87

MOST ATTEMPTS
Season
671 2012 (423 comp.)
662 2011 (472 comp.)
Opponent
626 2011 (362 comp.)

Game
60 vs. Denver, 11/21/04 (34 comp.)
at Chicago, 12/30/07 (35 comp.)
58 at Atlanta, 11/9/08 (31 comp.)
Opponent
61 vs. Atlanta, 12/26/11 (40 comp.)

FEWEST ATTEMPTS
Season
248 1982* (137 comp.)
321 1977 (166 comp.)
Opponent
290 1977 (154 comp.)

Game
4 at San Francisco, 10/15/78 (2 comp.)
Opponent
10 at New England, 12/4/83 (3 comp.)
at St. Louis, 10/1/87 (3 comp.)

MOST COMPLETIONS
Season
472 2011 (662 att.) **NFL RECORD**
450 2010 (661 att.)
Opponent
370 2012 (602 att.)

Game
39 at Denver, 9/21/08 (48 att.)
at St. Louis, 12/15/13 (48 att.)
37 vs. Cincinnati, 11/19/06 (52 att.)
vs. Cleveland, 10/24/10 (56 att.)
at Dallas, 12/23/12 (53 att.)
Opponent
40 vs. Atlanta, 12/26/11 (61 att.)

FEWEST COMPLETIONS
Season
137 1982* (248 att.)
163 1973 (338 att.)
Opponent
149 1982* (245 att.)
153 1968 (366 att.)

Game
2 at San Francisco, 10/15/78 (4 att.)
Opponent
3 at New England, 12/4/83 (10 att.)
at St. Louis, 10/11/87 (10 att.)

HIGHEST COMPLETION PERCENTAGE
Season
71.3 2011 (472 comp.-662 att.) **NFL RECORD**
69.5 2009 (378 comp.-544 att.)
Opponent
63.1 1994 (353 comp.-559 att.)

Game
88.6 vs. Indianapolis, 10/23/11 (31 comp.-35 att.)
87.0 vs. Denver, 11/20/88 (20 comp.-23 att.)
Opponent
90.5 vs. Green Bay, 12/13/81 (19 comp.-21 att.)

LOWEST COMPLETION PERCENTAGE
Season
46.2 1975 (181 comp.-392 att.)
47.0 1971 (182 comp.-387 att.)
Opponent
41.8 1968 (153 comp.-366 att.)

Game
23.5 vs. L.A. Rams, 9/3/81 (4 comp.-17 att.)
26.9 at Chicago, 10/7/84 (7 comp.-26 att.)

Opponent
22.7 vs. Chicago, 10/27/91 (5 comp.-22 att.)

MOST PASSES INTERCEPTED
Season
33 1997
30 1999
Opponent
30 1987

Game
6 vs. Atlanta, 9/16/73
at San Francisco, 9/14/97
5 vs. L.A. Rams, 10/7/79
at Atlanta, 11/22/12
Opponent
7 vs. Green Bay, 9/14/86

FEWEST PASSES HAD INTERCEPTED
Season
8 2003
12 1987, 2009, 2013
13 2006
Opponent
8 1990

Interceptions

MOST INTERCEPTIONS
Season
30 1987
29 1991
Opponent
33 1997

Game
7 vs. Green Bay, 9/14/86
5 at Atlanta, 11/1/87
vs. N.Y. Giants, 11/22/87
at Philadelphia, 10/13/91
at Phoenix, 12/22/91
Opponent
6 vs. Atlanta, 9/16/73
vs. San Francisco, 9/14/97

FEWEST INTERCEPTIONS
Season
8 1990
9 1982*, 2010, 2011
Opponent
8 2003

MOST RETURN YARDAGE
Season
652 2009 (26 int.)
482 1991 (29 int.)
466 1998 (21 int.)
Opponent
483 1999 (30 int.)

Game
176 vs. Minnesota, 9/3/78 (4 int.)
126 vs. Minnesota, 10/13/68 (2 int.)
Opponent
136 at Minnesota, 12/4/88 (2 int.)

FEWEST RETURN YARDAGE
Season
73 1969 (12 int.)
80 2011 (9 int.)
Opponent
79 1982* (14 int.)
93 1996 (17 int.)

MOST RETURNS FOR TOUCHDOWNS
Season
5 1998, 2009
4 2000, 2012
Opponent
6 1993

Game
2 at Miami, 10/25/09
Opponent
3 vs. Tampa Bay, 12/11/77

Fumbles

MOST
Season
40 1981 (20 lost)
37 1983 (22 lost)
Opponent
43 1975 (23 lost)

Game
7 at L.A. Rams, 11/8/81 (2 lost); vs. New England, 11/30/86 (5 lost).
Opponent
7 vs. Cleveland, 12/12/71 (5 lost); at L.A. Rams, 12/16/79 (4 lost); at N.Y. Jets, 10/26/86 (2 lost); at Dallas, 11/25/10 (2 lost).

FEWEST
Season
6 2011 (5 lost) **NFL RECORD**
12 2012 (7 lost)
13 2012 (5 lost)
17 1982* (10 lost)
Opponent
16 2008 (7 lost)
18 2009 (13 lost)

MOST LOST
Season
22 1983 (37 fumbles)
22 1997 (34 fumbles)
Opponent
27 1976 (38 fumbles)

Game
5 vs. New England, 11/30/86 (7 fumbles)
Opponent
5 vs. Dallas, 11/3/68 (5 fumbles); vs. Cleveland, 12/12/71 (7 fumbles); at Atlanta, 11/25/79 (6 fumbles).

FEWEST LOST
Season
5 2011 (6 fumbles)
2012 (13 fumbles)
Opponent
7 2008 (16 fumbles)
2011 (20 fumbles)
2013 (15 fumbles)

MOST RETURNED FOR TOUCHDOWNS
Season
5 1998
3 1992, 2009
Opponent
4 1975

Game
2 at San Francisco, 10/19/75
Opponent
2 at St. Louis, 10/11/87
at Arizona, 10/10/10

Turnovers

MOST
Season
55 1997
47 1981, 1983
Opponent
49 1981, 1987

Game
8 vs. Atlanta, 9/16/73
vs. Detroit, 10/28/90
at San Francisco, 9/14/97
Opponent
8 at St. Louis, 10/28/01

FEWEST
Season
19 2011, 2013
23 2006
Opponent
16 2011
19 2006, 2013

Quarterback Sacks

MOST
Season
66 2000 (378 yds.) - Led NFL
59 1997 (408 yds.) - Led NFL
Opponent
58 1985 (461 yds.)

Game
9 vs. L.A. Rams, 12/1/85 (69 yds.)
at Atlanta, 12/9/01 (53 yds.)
8 vs. Chicago, 9/18/83 (73 yds.)
vs. Carolina, 10/15/00 (41 yds.)
at Carolina, 11/12/00 (37 yds.)
vs. Carolina, 12/2/01(60 yds.).
Opponent
10 vs. Atlanta, 10/12/97 (76 yds.)

FEWEST
Season
17 1970 (136 yds.)
21 1969 (199 yds.)
Opponent
13 2008 (92 yds.)
15 1992 (119 yds.)

TEAMRECORDS

MOST YARDS LOST
Season
437 1983 (56 sacks)
420 1984 (55 sacks)
Opponent
461 1985 (58 sacks)

Game
73 vs. Chicago, 9/18/83 (8 sacks)
Opponent
81 vs. San Diego, 10/9/77 (8 sacks)

Punting

MOST
Season
101 1976 (39.3 avg.)
92 1975 (41.0 avg.)
Opponent
92 1997 (39.9 avg.)

Game
12 vs. Minnesota, 11/16/75
11 at San Francisco, 10/21/73
vs. Washington, 12/26/82
at Baltimore, 12/19/99
Opponent
12 at Chicago, 10/5/97

FEWEST
Season
46 1982* (43.0 avg.)
47 2011 (47.3 avg.)
Opponent
50 1971 (41.2 avg.)

Game
0 vs. San Francisco, 10/26/02; vs. Atlanta, 1/2/83; at Detroit, 12/21/08.
1 21 times (last vs. Carolina, 1/1/12)
Opponent
0 at N.Y. Giants, 10/8/67
at San Francisco, 11/14/71
vs. Cleveland, 9/13/87
at Minnesota, 11/19/95
vs. St. Louis, 12/12/99
vs. Minnesota, 10/17/04

HIGHEST AVERAGE
Season
50.1 2012 (74 punts)
Opponent
46.4 2013 (83 punts)

LOWEST AVERAGE
Season
37.6 1968 (75 punts)
39.0 1989 (71 punts)
Opponent
37.5 1987 (73 punts)

Punt Returns

MOST RETURNS
Season
53 1989 (428 yds.)
51 2006 (372 yds.)
Opponent
64 1976 (742 yds.)

Game
7 at Carolina, 11/10/02 (8 yds.)
vs. New England, 11/30/86 (66 yds.)
at Detroit, 12/3/89 (48 yds.)
at Oakland, 11/9/97 (90 yds.)
Opponent
10 vs. Washington, 12/26/82 (106 yds.)

FEWEST RETURNS
Season
16 1971 (100 yds.)
1972 (43 yds.)
21 1982* (144 yds.)
Opponent
19 2011 (118 yds.)

MOST YARDS
Season
625 2002 (45 ret.)
517 1993 (38 ret.)
Opponent
906 1974 (59 ret.)

Game
176 vs. Minnesota, 10/6/08 (5 ret.)
161 vs. Houston, 10/3/76 (6 ret.)
Opponent
144 vs. L.A. Rams, 10/23/94 (4 ret.)

HIGHEST AVERAGE
Season
13.7 2002 (45 ret.)
13.6 1993 (38 ret.)
Opponent
15.4 1974 (59 ret.)

LOWEST AVERAGE
Season
2.7 1972 (16 ret.)
3.4 1967 (23 ret.)
Opponent
5.5 2002 (38 ret.)
5.8 1971 (43 ret.)

MOST RETURNS FOR TOUCHDOWNS
Season
3 2008
2 1993
Opponent
2 1974, 1977, 1983, 1994, 2000

Game
2 vs. Minnesota, 10/6/08
1 9 times, last vs. Green Bay, 9/8/11
Opponent
1 25 times, last vs. Tampa Bay, 12/27/09

Kickoff Returns

MOST RETURNS
Season
88 1980 (22.4 avg.)
87 2001 (23.3 avg.)
Opponent
85 2002 (21.4 avg.)
76 1979 (20.0 avg.)
2008 (24.0 avg.)

Game
9 at Philadelphia, 11/19/67 (231 yds.)
vs. San Francisco, 10/1/72 (201 yds.)
vs. Carolina, 12/05/04 (237 yds.)
Opponent
9 vs. Green Bay, 11/24/08 (180 yds.)

FEWEST RETURNS
Season
22 2013 (23.0 avg.)
26 1982* (22.2 avg.)
Opponent
20 1982* (19.4 avg.)
33 1973 (21.9 avg.)
2013 (25.2 avg.)

MOST YARDS
Season
2,027 2001 (87 ret.)
1,973 1980 (88 ret.)
Opponent
1,827 2008 (76 ret.)
1,817 2002 (85 ret.)

Game
304 vs. L.A. Rams, 10/23/94 (7 ret.)
242 vs. Minnesota, 12/15/02 (6 ret.)
233 at San Francisco, 9/21/86 (5 ret.)
vs. St. Louis, 11/4/07 (8 ret.)
Opponent
287 at N.Y. Giants, 12/9/12 (6 ret.)
230 vs. N.Y. Giants, 10/18/09 (8 ret.)

HIGHEST AVERAGE
Season
26.5 2011 (42 ret.)
24.8 2002 (79 ret.)
Opponent
25.8 2011 (36 ret.)

LOWEST AVERAGE
Season
17.6 1991 (50 ret.)
18.9 1976 (62 ret.)
Opponent
16.2 1990 (36 ret.)

MOST RETURNS FOR TOUCHDOWNS
Season
2 1967, 1994, 2002, 2004
Opponent
2 1971, 1991, 2000, 2003

Game
2 vs. L.A. Rams, 10/23/94
Opponent
1 15 times, last at N.Y. Giants 12/9/12

Combined Kickoff/ Punt Returns

MOST YARDS RETURNED

Season

2,581 2002 (625 punt, 1,956 KO)

NFL RECORD

2,315 2001 (288 punt, 2,027 KO)

2,267 2004 (388 punt, 1,879 KO)

Opponent

2,237 2000 (494 punt, 1,743 KO)

Game

354 vs. Minnestoa, 10/6/08 (178 punt, 176 kickoff)

347 vs. L.A. Rams, 10/23/94 (43 punt, 304 kickoff)

Opponent

341 vs. L.A. Rams, 10/23/94 (144 punt, 197 kickoff)

MOST RETURNED FOR TOUCHDOWNS

Season

3 1993 (2 punt, 1 kickoff)
2002 (1 punt, 2 kickoff)
2008 (3 punt)

Opponent

4 2000 (2 punt, 2 kickoff)

Game

2 vs. L.A. Rams, 10/23/94 (2 kickoff)
vs. Minnesota, 10/6/08 (2 punt)

Opponent

1 40 times (last at N.Y. Giants, 12/9/12) (1 kickoff)

Penalties

MOST

Season

135 2005 (1,130 yds.)

129 2004 (1,141 yds.)

124 2000 (1,024 yds.)

Opponent

132 1998 (1,164 yds.)

Game

17 at St. Louis, 11/26/00 (116 yds.)

16 at Atlanta, 11/17/02 (133 yds.)

Opponent

14 7 times, last vs. San Diego, 10/26/08 (134 yds.)

FEWEST

Season

58 1973 (516 yds.)

60 1992 (567 yds.)

Opponent

52 1982* (459 yds.)

69 1973 (751 yds.)

Game

0 vs. Seattle, 11/10/85

Opponent

0 at Washington, 9/21/75
at San Francisco, 12/11/8
at San Francisco, 12/23/90
vs. San Francisco, 1/6/02
vs. New England, 11/30/09

MOST PENALTY YARDS

Season

1,141 2004 (129 pen.)

1,130 2005 (135 pen.)

1,044 1978 (104 pen.)

Opponent

1,164 1998 (132 pen.)

Game

149 at Chicago, 10/8/00 (10 pen.)

142 at N.Y. Giants, 10/6/68 (12 pen.)

Opponent

171 at Philadelphia, 11/23/03 (14 pen.)

FEWEST PENALTY YARDS

Season

514 1982* (63 pen.)

516 1973 (58 pen.)

Opponent

459 1982* (52 pen.)

590 1993 (86 pen.)

Safeties

MOST

Season

3 1989

2 1987, 1988, 1998

Opponent

3 1983

2 1969, 1973, 1976

Game

2 vs. Cleveland, 9/13/87

1 21 times, last at San Francisco, 9/20/10

Opponent

1 26 times, last vs. Kansas City, 9/23/12

3rd Down Conversions

MOST

Season

118 2011 (208 att.)

106 2003 (229 att.)
2010 (217 att.)

Opponent

105 1979 (239 att.)

FEWEST

Season

48 1982* (128 att.)

54 1997 (207 att.)

Opponent

36 1982* (103 att.)

49 1991 (188 att.)

TWO-TEAM RECORDS

Scoring

MOST POINTS
93 New Orleans 51 at St. Louis 42, 11/2/69

FEWEST POINTS
6 L.A. Rams 0 at New Orleans 6, 11/9/86

MOST TOUCHDOWNS
13 New Orleans 7 at St. Louis 6, 11/2/69

FEWEST TOUCHDOWNS (Final Score)
0 Rams 0 at New Orleans 6, 11/9/86;
Pittsburgh 9 at New Orleans 6, 12/1/90;
New Orleans 9 vs. Tampa Bay 3, 10/25/98

First Downs

MOST FIRST DOWNS
60 N.Y. Giants 29 at New Orleans 31, 11/28/11

FEWEST FIRST DOWNS
20 Minnesota 8 at New Orleans 12, 9/12/70

Net Yards

MOST YARDS GAINED
1,064 Atlanta 552 at New Orleans 512, 9/2/79

FEWEST YARDS GAINED
345 New Orleans 179 vs. Atlanta 166, 10/12/97

Rushing

MOST RUSHES
86 New Orleans 39 at Atlanta 47, 12/16/73

MOST YARDS
490 L.A. Rams 340 at New Orleans 150, 11/25/73

FEWEST YARDS
72 New Orleans 11 at Baltimore 61, 12/19/99

MOST TOUCHDOWNS
7 New Orleans 4 at Seattle 3, 11/21/76

Passing

MOST YARDS
852 New Orleans 446 at Dallas 406, 12/23/12
785 New Orleans 510 vs. Cincinnati 275, 11/19/06

FEWEST YARDS
77 San Francisco 44 at New Orleans 33, 11/13/77

MOST PASSES ATTEMPTED
100 Atlanta 61 at New Orleans 39, 12/26/11
96 N.Y. Giants 47 at New Orleans 39, 11/28/11;
New Orleans 53 at Dallas 43, 12/23/12

MOST PASSES COMPLETED
66 New Orleans 35 at Green Bay 31, 9/30/12
65 New Orleans 35 at Washington 30, 12/6/09

MOST TOUCHDOWNS
12 New Orleans 6 at St. Louis 6, 11/2/69

MOST PASSES INTERCEPTED
9 Green Bay 7 at New Orleans 2, 9/14/86

Punts

MOST
21 New Orleans 9 at Chicago 12, 10/5/97

FEWEST
1 New Orleans 0 at San Francisco 1, 10/20/02
2 New Orleans 1 at Washington 1, 11/18/90;
New Orleans 1 at Atlanta, 12/13/09

Penalties

MOST
31 New Orleans 17 at St. Louis 14, 11/26/00

FEWEST
2 New Orleans 2 at San Francisco 0, 12/11/88;
Atlanta 1 at New Orleans 1, 12/3/92

MOST YARDS PENALIZED
272 New Orleans 101 at Philadelphia 171, 11/23/03
248 New Orleans 116 at St. Louis 132, 11/26/00

FEWEST YARDS PENALIZED
11 New Orleans 11 at San Francisco 0, 12/11/88

Fumbles

MOST
10 Cleveland 7 at New Orleans 3, 12/12/71;
New Orleans 5 at Carolina 5, 10/14/01;
New Orleans 5 at St. Louis 5, 10/28/01

Turnovers

MOST
11 Dallas 7 at New Orleans 4, 11/3/68;
Chicago 5 at New Orleans 6, 9/18/83

Quarterback Sacks

MOST
15 Atlanta 10 at New Orleans 5, 10/12/97

CONSECUTIVE RECORDS

Individual

GAMES PLAYED
147 Jim Dombrowski (10/25/87 — 11/3/96)
144 Wayne Martin (9/1/91 — 1/2/00)
Kevin Houser (9/3/00 — 12/28/08)
143 Eric Martin (9/8/85 — 1/2/93)
122 Morten Andersen (10/25/87 — 12/24/94)

GAMES STARTED
144 Wayne Martin (9/1/91 — 1/2/99)
114 Jahri Evans (9/10/06 — 9/15/13)
91 Rickey Jackson (9/6/81 — 9/20/87)

GAMES, SCORING POINTS
174 Morten Andersen (12/11/83 — 12/24/94)

GAMES, SCORING TOUCHDOWN
6 Dalton Hilliard (12/18/88 — 10/8/89)
Dalton Hilliard (10/18 — 11/29/92)
Pierre Thomas (11/16 — 12/21/08)
Jimmy Graham (12/18/11 — 9/23/12)

GAMES, SCORING FIELD GOAL
22 John Carney (10/6/02 — 11/16/03)
20 Morten Andersen (10/25/87 — 11/6/88)
19 Morten Andersen (11/24/85 — 12/7/86)
17 Morten Andersen (11/18/90 — 11/10/91)
16 Morten Andersen (9/20/92 — 9/12/93)

FIELD GOALS MADE
25 Morten Andersen (11/1/92 — 9/12/93)
20 Morten Andersen (11/24/85 — 10/5/86)

GAMES, RUSHING TOUCHDOWN
5 Dalton Hilliard (10/22 — 11/19/89)
Ricky Williams (9/24 — 10/29/00)

GAMES, RECEIVING TOUCHDOWN
6 Jimmy Graham (12/18/11 — 9/23/12)
5 Lance Moore (10/26 — 11/30/08)
Marques Colston (12/11/08 — 9/20/09)
Robert Meachem (11/8 — 12/6/09)
Jimmy Graham (12/30/12 — 9/30/13)

GAMES, RUSHING FOR 100 OR MORE YARDS
9 Deuce McAllister (9/28 — 11/30/03)
5 Ricky Williams (9/17 — 10/22/00)
4 Deuce McAllister (10/6 — 10/27/02)
3 George Rogers (10/11 — 10/25/81)
Wayne Wilson (9/25 — 10/9/93)
Dalton Hilliard (11/12 — 11/26/89)

GAMES, 100 YARDS OR MORE RECEIVING
4 Jimmy Graham (9/25 — 10/16/11)
Jimmy Graham (9/15 — 10/6/13)

GAMES, PASSING TOUCHDOWN
54 Drew Brees (10/18/09 — 11/25/12)
NFL RECORD

GAMES, 250+ PASSING YARDS
19 Drew Brees (9/8/11 — 9/16/12)

GAMES, 300+ PASSING YARDS
9 Drew Brees (11/13/11 — 9/16/12)
Drew Brees (11/29/12 — 9/30/13)
NFL RECORD
5 Drew Brees (10/29 — 11/26/06)
Drew Brees (11/29/12 — Present)

GAMES, NO INTERCEPTIONS
6 Aaron Brooks (11/23 — 12/28/03)
5 Drew Brees (11/13 — 12/18/11)

PASS COMPLETIONS
19 Drew Brees (12/27/09)
17 Drew Brees (12/16 — 12/23/07)

GAMES, PASS RECEPTION
105 Eric Martin (11/1/87 — 1/2/94)
84 Marques Colston (10/26/08 — Present)
82 Joe Horn (9/3/00 — 9/25/05)

POINTS AFTER TOUCHDOWN
144 Garrett Hartley (12/13/09 — 12/15/13)
119 Morten Andersen (10/22/89 — 12/3/92)

Team

REGULAR SEASON VICTORIES
13 9/13 — 12/13/09
9 11/1 — 12/27/87
12/23/90 — 10/20/91
8 11/6/11 — 1/1/12
7 9/11 — 10/23/88

PRESEASON VICTORIES
5 8/12 — 9/9/67

REGULAR SEASON DEFEATS
14 9/7 — 12/7/80

PRESEASON DEFEATS
6 8/6 — 9/12/71

VICTORIES VS. ONE TEAM
7 vs. L.A. Rams; 12/9/90 — 10/3/93

DEFEATS VS. ONE TEAM
10 vs. Atlanta; 9/17/95 — 12/5/99

HOME VICTORIES
8 9/18/11 — 1/1/12, 9/8/13-Present
6 9/13 — 11/30/09
5 12/31/90 — 10/20/91
10/11 — 12/3/92

ROAD VICTORIES
10 10/18/87 — 10/6/88
8 12/21/08 — 12/13/09

HOME DEFEATS
10 12/3/79 — 12/21/80

ROAD DEFEATS
14 11/5/72 — 10/13/74
14 10/18/98 — 1/2/00

GAMES SCORING
216 12/11/83 — 10/12/97

GAMES WITH A SACK
60 12/24/94 — 11/22/98
(tied-4th-longest in NFL history)

BIG GAMES

100 Yard Rushing Games (125)

Yds.	Att.	Player	Opponent	Date
206	24	George Rogers	vs. St. Louis	9/4/83
203	28	Rueben Mayes	vs. Miami	12/7/86
184	19	Deuce McAllister	at Philadelphia	11/23/03
179	40	Ricky Williams	vs. Cleveland	10/31/99
174	20	Ray Zellars	vs. Chicago	10/13/96
173	28	Deuce McAllister	vs. Atlanta	11/16/03
172	24	Rueben Mayes	vs. Tampa Bay	10/19/86
166	33	George Rogers	vs. Dallas	12/19/82
165	30	Deuce McAllister	at Washington	11/30/03
162	29	George Rogers	vs. L.A. Rams	9/13/81
162	29	Mario Bates	vs. Detroit	9/21/97
161	22	Chuck Muncie	vs. Atlanta	9/2/79
161	24	George Rogers	at L.A. Rams	11/8/81
160	34	Wayne Wilson	vs. Miami	10/2/83
160	35	Earl Campbell	at Minnesota	11/24/85
158	29	Dalton Hilliard	at Atlanta	11/19/89
158	15	Chris Ivory	at Tampa Bay	10/17/10
157	33	Rueben Mayes	vs. New England	11/30/86
157	24	Lamar Smith	at Indianapolis	9/27/98
156	29	Ricky Williams	at Atlanta	10/22/00
155	20	Craig Heyward	vs. Tampa Bay	11/11/90
148	22	Alvin Maxson	vs. St. Louis	12/8/74
147	24	Rueben Mayes	vs. Cleveland	9/13/87
147	31	Ricky Williams	at Carolina	10/14/01
146*	14	Tony Galbreath	at Kansas City	9/26/76
145	**14**	**Mark Ingram**	**vs. Dallas**	**11/10/13**
144	29	Rueben Mayes	vs. San Francisco	10/25/87
144	38	Ricky Williams	vs. Carolina	10/15/00
143	28	Mike Bell	vs. Detroit	9/13/09
142	27	Andy Livingston	vs. Washington	9/21/69
142	28	George Rogers	at Houston	11/22/81
141	22	Mario Bates	vs. Atlanta	11/13/94
140	28	Deuce McAllister	at Carolina	1/2/05
139	35	Dwight Beverly	at St. Louis	10/11/87
139	21	Deuce McAllister	vs. San Francisco	10/20/02
138	33	Wayne Wilson	at Chicago	9/19/82
138	28	Fred McAfee	vs. Atlanta	11/24/91
137	20	George Rogers	vs. Atlanta	11/6/83
136	30	Ricky Williams	vs. Minnesota	10/7/01
136	26	Deuce McAllister	vs. San Francisco	12/3/06
134	17	George Rogers	vs. Philadelphia	10/11/81
131	25	Rueben Mayes	at St. Louis	11/16/86
130	27	Deuce McAllister	vs. Buffalo	10/2/05
129	32	Mario Bates	at N.Y. Giants	12/15/96
128	21	Chuck Muncie	vs. Oakland	12/3/79
128	28	Rueben Mayes	vs. San Francisco	11/2/86
128	30	Ricky Williams	at Chicago	10/8/00
128	29	Deuce McAllister	vs. Atlanta	12/26/04
127	16	Don McCall	vs. Washington	9/22/68
127	25	Dalton Hilliard	vs. Atlanta	12/18/88
127	32	Deuce McAllister	at Baltimore	12/8/02
127	16	Deuce McAllister	vs. Kansas City	11/14/04
127	19	Chris Ivory	vs. Carolina	1/1/12
126*	25	Chuck Muncie	at Kansas City	9/26/76
126*	20	Reggie Bush	at N.Y. Giants	12/24/06
126	**14**	**Pierre Thomas**	**at Buffalo**	**9/27/09**
125	25	Derek Brown	vs. Detroit	9/19/93
124	32	George Rogers	vs. L.A. Rams	12/18/83
124	23	Deuce McAllister	at Carolina	10/5/03
123	33	George Rogers	vs. Kansas City	11/21/82
123	15	Mario Bates	at New England	12/3/95
123	21	Deuce McAllister	vs. Green Bay	9/15/02
123	23	Deuce McAllister	vs. Pittsburgh	10/6/02
123	15	Deuce McAllister	vs. Tampa Bay	10/8/06
122	18	George Rogers	at Cleveland	10/18/81
122*	19	Craig Heyward	at Cincinnati	11/4/90
121	24	Ricky Williams	at San Francisco	11/11/01
121	29	Deuce McAllister	at Washington	10/13/02
120	23	George Rogers	vs. Tampa Bay	11/29/81
120	28	Ricky Williams	vs. Indianapolis	11/18/01
117	18	Chuck Muncie	vs. San Francisco	11/11/79
117	28	Deuce McAllister	vs. Carolina	12/29/02
117	15	Chris Ivory	at Cincinnati	12/5/10
116	29	Deuce McAllister	vs. Chicago	10/12/03
116	21	Deuce McAllister	at Atlanta	10/19/03
115	25	George Rogers	at San Francisco	9/27/81
115	25	Rueben Mayes	vs. Denver	11/20/88
115*	30	Rueben Mayes	at Cincinnati	11/4/90
115	17	Deuce McAllister	vs. Atlanta	10/27/02
114	21	George Rogers	at Buffalo	10/30/83
114	15	Jimmy Rogers	at Washington	10/26/80
113	26	Bob Gresham	at Green Bay	11/28/71
113	31	George Rogers	vs. Cincinnati	10/25/81
113	11	Hokie Gajan	vs. N.Y. Jets	11/21/83
112	19	Rueben Mayes	at Atlanta	11/1/87
112	24	Dalton Hilliard	vs. L.A. Rams	11/26/89
111	24	Ricky Williams	at N.Y. Giants	10/24/99
111	21	Deuce McAllister	at Dallas	12/10/06
110	14	Tony Baker	at St. Louis	11/2/69
110	26	Deuce McAllister	at Tampa Bay	11/2/03
110	17	Antowain Smith	vs. Chicago	11/6/05
110	**9**	**Pierre Thomas**	**at Carolina**	**9/16/12**
109	27	Mike Strachan	vs. Atlanta	11/2/75
109	15	Chuck Muncie	vs. L.A. Rams	11/28/76
109	11	Craig Heyward	vs. L.A. Raiders	10/23/88
109	31	Deuce McAllister	at Tampa Bay	9/8/02
108	31	Wayne Wilson	at Dallas	9/25/83
108	24	Wayne Wilson	at San Francisco	9/29/85
108	22	Rueben Mayes	at Indianapolis	10/12/86
108+	11	Aaron Brooks	at San Francisco	12/10/00
108*	27	Deuce McAllister	vs. N.Y. Giants	12/24/06
107	20	Chuck Muncie	vs. N.Y. Jets	12/4/77
107	30	George Rogers	vs. San Francisco	12/20/81
107	23	Ricky Williams	at Seattle	9/17/00
106	28	Dalton Hilliard	at New England	11/12/89
106	20	Gill Fenerty	vs. Minnesota	9/22/91
106	21	Derek Brown	vs. Green Bay	11/14/93
106	26	Mario Bates	at San Francisco	10/29/95
106	22	Mario Bates	vs. St. Louis	11/5/95
106	18	Aaron Stecker	at St. Louis	9/26/04
105	24	Mike Strachan	vs. Green Bay	10/12/75
105#	**20**	**Pierre Thomas**	**at Chicago**	**12/30/07**
104	10	Gill Fenerty	at L.A. Rams	12/9/90
103	18	Wayne Wilson	at Atlanta	10/9/83
103	20	Ricky Williams	vs. Philadelphia	9/24/00
102	13	Chuck Muncie	at St. Louis	10/23/77
102	20	George Rogers	vs. Atlanta	9/2/84
102	27	Ricky Williams	vs. Carolina	12/2/01
102	21	Deuce McAllister	vs. Tampa Bay	10/10/04
102	**16**	**Pierre Thomas**	**vs. Atlanta**	**12/7/08**
101	17	Deuce McAllister	vs. Indianapolis	9/28/03
101	26	Deuce McAllister	vs. Carolina	10/26/03
100	20	Tony Galbreath	vs. L.A. Rams	10/30/77
100	23	Deuce McAllister	at Atlanta	11/28/04
100	20	Aaron Stecker	at Atlanta	12/10/07

* - part of a dual 100-yard game
\# - part of a 100-yard rushing/100-yard receiving game
\+ - only QB in team history to rush for 100 yards or more

MOST BY PLAYER: Deuce McAllister (27), George Rogers (16), Ricky Williams (12), Rueben Mayes (11), Chuck Muncie (7), Mario Bates (6), Wayne Wilson (5), Dalton Hilliard (4), **Pierre Thomas (4)**, Craig Heyward (3), Chris Ivory (3), Derek Brown (2), Gill Fenerty (2), Tony Galbreath (2), Aaron Stecker (2), Mike Strachan (2), Tony Baker (1), Mike Bell (1), Dwight Beverly (1), Aaron Brooks (1), Reggie Bush (1), Earl Campbell (1), Hokie Gajan (1), Bob Gresham (1), **Mark Ingram (1)**, Andy Livingston (1), Alvin Maxson (1), Fred McAfee (1), Don McCall (1), Jimmy Rogers (1), Antowain Smith (1), Lamar Smith (1), Ray Zellars (1).

300 Yard Passing Games (110)

Yds	Player	A	C	Opponent	Date
510	**Drew Brees**	**52**	**37**	**vs. Cincinnati**	**11/19/06**
446	**Drew Brees**	**54**	**35**	**at Green Bay**	**9/30/12**
446	**Drew Brees**	**53**	**37**	**at Dallas**	**12/23/12**
445	**Drew Brees**	**49**	**35**	**vs. Jacksonville**	**11/4/07**
441	Aaron Brooks	48	30	vs. Denver	12/3/00
422	**Drew Brees**	**58**	**31**	**at Atlanta**	**11/9/08**
421	**Drew Brees**	**48**	**39**	**at Denver**	**9/21/08**
419	**Drew Brees**	**49**	**35**	**at Washington**	**12/6/09**
419	**Drew Brees**	**49**	**32**	**at Green Bay**	**9/8/11**
413	**Drew Brees**	**39**	**30**	**vs. Miami**	**9/30/13**
412	**Drew Brees**	**40**	**32**	**at Minnesota**	**12/18/11**
398	**Drew Brees**	**47**	**31**	**at Pittsburgh**	**11/12/06**
396	**Drew Brees**	**43**	**29**	**vs. Carolina**	**12/30/12**
393	**Drew Brees**	**56**	**39**	**at St. Louis**	**12/15/13**
392	**Drew Brees**	**41**	**34**	**vs. Dallas**	**11/10/13**
389	**Drew Brees**	**35**	**28**	**vs. Carolina**	**1/1/12**
386	**Drew Brees**	**49**	**30**	**vs. Carolina**	**12/28/08**
384	**Drew Brees**	**38**	**26**	**at Dallas**	**12/10/06**
383	**Drew Brees**	**45**	**24**	**vs. Baltimore**	**10/29/06**
383	**Drew Brees**	**45**	**29**	**at Tampa Bay**	**10/16/11**
382	**Drew Brees**	**51**	**30**	**at N.Y. Jets**	**11/3/13**
382	**Drew Brees**	**43**	**29**	**vs. Seattle**	**11/21/10**
381	**Drew Brees**	**31**	**24**	**vs. Tampa Bay**	**12/29/13**
377	Archie Manning	38	24	at San Francisco	12/7/80
377	**Drew Brees**	**37**	**27**	**at Tampa Bay**	**10/21/12**
376	Aaron Brooks	60	34	vs. Denver	11/21/04
376	Jim Everett	46	31	vs. Washington	9/11/94
375	Aaron Brooks	45	27	vs. N.Y. Giants	9/19/05
371	**Drew Brees**	**23**	**18**	**vs. New England**	**11/30/09**
370	Jim Everett	43	29	vs. Atlanta	9/17/95
370	**Drew Brees**	**44**	**31**	**vs. Houston**	**9/25/11**
370	**Drew Brees**	**45**	**29**	**vs. San Diego**	**10/7/12**
369	**Drew Brees**	**30**	**23**	**vs. N.Y. Giants**	**10/18/09**
365	**Drew Brees**	**38**	**30**	**vs. Atlanta**	**9/26/10**
364	Jim Everett	45	29	vs. Green Bay	12/16/95
363	**Drew Brees**	**35**	**23**	**vs. San Francisco**	**9/28/08**
363	**Drew Brees**	**38**	**24**	**vs. N.Y. Giants**	**11/28/11**
359	**Drew Brees**	**45**	**32**	**at Carolina**	**10/9/11**
358	**Drew Brees**	**34**	**26**	**vs. Detroit**	**9/13/09**
357	**Drew Brees**	**35**	**26**	**vs. Atlanta**	**9/8/13**
356	**Drew Brees**	**56**	**37**	**vs. Cleveland**	**10/24/10**
355	Archie Manning	28	20	at San Francisco	9/23/79
355	Bobby Hebert	26	19	at Phoenix	10/18/92
354	Billy Joe Tolliver	45	28	vs. Tennessee	10/17/99
354	**Drew Brees**	**43**	**26**	**at N.Y. Giants**	**12/9/12**
353	**Drew Brees**	**41**	**26**	**at Green Bay**	**9/17/06**
352	Aaron Brooks	30	23	at Atlanta	10/19/03
352	**Drew Brees**	**39**	**23**	**at Dallas**	**11/25/10**
351	**Drew Brees**	**44**	**31**	**at Jacksonville**	**10/2/11**
351	**Drew Brees**	**40**	**30**	**at Detroit**	**12/21/08**
349	**Drew Brees**	**38**	**28**	**at Carolina**	**10/1/06**
349	**Drew Brees**	**30**	**21**	**at Atlanta**	**11/26/06**
347	Aaron Brooks	37	22	at San Francisco	11/11/01
345	Billy Kilmer	32	22	at St. Louis	11/2/69
344	Archie Manning	32	22	at Pittsburgh	11/5/78
343	Aaron Brooks	50	27	at New England	11/20/05
343	Jim Everett	27	23	at Denver	12/24/94
343	**Drew Brees**	**32**	**23**	**vs. Tampa Bay**	**9/7/08**
342	**Drew Brees**	**36**	**26**	**vs. Detroit**	**12/4/11**
342	**Drew Brees**	**46**	**29**	**vs. Arizona**	**9/22/13**
341	Wade Wilson	34	22	at Atlanta	9/12/93
341	**Drew Brees**	**50**	**28**	**at Atlanta**	**11/29/12**
339	**Drew Brees**	**41**	**30**	**vs. San Diego**	**10/26/08**
339	**Drew Brees**	**52**	**24**	**vs. Washington**	**9/9/12**
337	**Drew Brees**	**47**	**36**	**at Tennessee**	**12/11/11**
336	**Drew Brees**	**39**	**31**	**at San Francisco**	**10/28/07**
332	**Drew Brees**	**34**	**26**	**vs. Buffalo**	**10/27/13**
335	Jim Everett	37	25	at Minnesota	11/19/95
333	Ken Stabler	43	29	vs. Tampa Bay	12/5/82
330	Aaron Brooks	40	26	vs. Carolina	12/2/01
330	**Drew Brees**	**46**	**26**	**vs. Minnesota**	**10/6/08**
330	**Drew Brees**	**35**	**24**	**vs. Carolina**	**11/8/09**
328	Kerry Collins	44	22	at San Francisco	11/22/98
328	**Drew Brees**	**41**	**28**	**at Atlanta**	**12/10/07**
326	Jim Everett	37	26	vs. Kansas City	9/4/94
325	Dave Wilson	32	20	vs. Cincinnati	12/9/84
325	Billy Joe Tolliver	48	24	at Carolina	11/1/98
325	**Drew Brees**	**35**	**31**	**vs. Indianapolis**	**10/23/11**
325	**Drew Brees**	**49**	**31**	**at Carolina**	**9/16/12**
323	Archie Manning	32	23	vs. Atlanta	10/19/80
323	**Drew Brees**	**26**	**20**	**vs. Green Bay**	**11/24/08**
322	**Drew Brees**	**43**	**30**	**at Atlanta**	**11/13/11**
322	**Drew Brees**	**46**	**26**	**at Tampa Bay**	**9/15/13**
320	Bobby Hebert	39	28	vs. L.A. Raiders	12/16/91
320	**Drew Brees**	**60**	**35**	**at Chicago**	**12/30/07**
320	**Drew Brees**	**30**	**26**	**vs. Oakland**	**10/12/08**
318	Aaron Brooks	40	23	vs. Cleveland	11/24/02
317	Steve Walsh	42	25	at San Francisco	12/1/91
316	Aaron Brooks	41	24	at St. Louis	9/26/04
315	**Drew Brees**	**30**	**26**	**vs. Arizona**	**12/16/07**
314	Archie Manning	40	25	vs. San Francisco	9/7/80
314	Archie Manning	36	25	at Detroit	10/12/80
314	**Drew Brees**	**32**	**24**	**at Tampa Bay**	**11/5/06**
313	**Drew Brees**	**29**	**24**	**at Cincinnati**	**12/5/10**
313	**Drew Brees**	**42**	**30**	**vs. Carolina**	**12/8/13**
311	**Drew Brees**	**34**	**25**	**at Philadelphia**	**9/20/09**
308	Bobby Hebert	49	31	vs. San Francisco	10/8/89
308	**Drew Brees**	**33**	**25**	**vs. Atlanta**	**11/2/09**
307	Aaron Brooks	39	16	at New England	11/25/01
307	**Drew Brees**	**39**	**23**	**vs. Atlanta**	**12/26/11**
307	**Drew Brees**	**39**	**26**	**vs. Tampa Bay**	**12/16/12**
306	Archie Manning	40	25	vs. Philadelphia	11/9/80
305	**Drew Brees**	**44**	**34**	**vs. Pittsburgh**	**10/31/10**
305	**Drew Brees**	**43**	**30**	**vs. San Francisco**	**11/17/13**
303	Archie Manning	53	33	at Green Bay	9/10/78
302	John Fourcade	27	15	at Buffalo	12/10/89
302	**Drew Brees**	**49**	**35**	**at Atlanta**	**12/27/10**
301	Archie Manning	39	24	vs. New England	12/21/80
301	Bobby Hebert	35	22	at San Francisco	11/15/92
300	Dave Wilson	45	19	at Atlanta	10/20/85

MOST BY PLAYER: Drew Brees (71), Aaron Brooks (10), Archie Manning (9), Jim Everett (6), Bobby Hebert (4), Billy Joe Tolliver (2), Dave Wilson (2), Kerry Collins (1), John Fourcade (1), Billy Kilmer (1), Ken Stabler (1), Steve Walsh (1), Wade Wilson (1).

100 Yard Receiving Games (204)

Yds	No	Player	Opponent	Date
205	6	Wes Chandler	vs. Atlanta	9/2/79
200	6	Torrance Small	at Denver	12/24/94
180	10	Joe Horn	vs. San Francisco	10/5/00
179	9	Floyd Turner	vs. Chicago	10/27/91
179	**10**	**Jimmy Graham**	**at Tampa Bay**	**9/15/13**
170*	10	Joe Horn	vs. Denver	12/3/00
169	**10**	**Marques Colston**	**at Pittsburgh**	**11/12/06**
169	9	Devery Henderson	vs. Cincinnati	11/19/06
167	9	Joe Horn	vs. San Francisco	11/5/00
167	11	Willie Jackson	at San Francisco	11/11/01
167	5	Joe Horn	vs. Kansas City	11/14/04
166	**8**	**Marques Colston**	**vs. N.Y. Giants**	**10/18/09**
165	8	Danny Abramowicz	at Cincinnati	11/29/70
164	3	Eric Martin	vs. Green Bay	9/14/86
163*	**6**	**Marques Colston**	**vs. Baltimore**	**10/29/06**
160	8	Joe Horn	vs. Carolina	12/5/04
159	4	Larry Burton	at Atlanta	11/2/75
159	**10**	**Marques Colston**	**vs. Jacksonville**	**11/4/07**
158	4	Devery Henderson	at Atlanta	11/26/06

BIG GAMES

156	12	Danny Abramowicz	vs. Pittsburgh	10/29/67
156	5	Michael Haynes	at Cincinnati	9/15/96
156	8	Willie Jackson	vs. St. Louis	12/17/01
154	3	Keith Poole	at Atlanta	10/18/98
153	8	Eric Martin	vs. Cleveland	10/14/90
153	**9**	**Marques Colston**	**at Green Bay**	**9/30/12**
153*	**10**	**Marques Colston**	**at Dallas**	**12/23/12**
151	8	Eric Martin	at Phoenix	10/18/92
150	9	Quinn Early	at Minnesota	11/19/95
150	13	Joe Horn	vs. Carolina	12/2/01
149	6	Lance Moore	vs. Atlanta	9/26/10
148	8	Sean Dawkins	at San Francisco	11/22/98
148	8	Joe Horn	vs. Indianapolis	11/18/01
146	10	Eric Martin	at Washington	11/6/88
146	**7**	**Jimmy Graham**	**vs. Atlanta**	**11/11/12**
145	7	Al Dodd	at St. Louis	11/2/69
145	**7**	**Marques Colston**	**vs. Carolina**	**1/1/12**
144	7	Danny Abramowicz	at Washington	12/17/67
144	8	Henry Childs	at San Francisco	12/7/80
143*	9	Joe Horn	vs. N.Y. Giants	9/19/05
142	**8**	**Robert Meachem**	**at Washington**	**12/6/09**
141*	8	Donté Stallworth	vs. N.Y. Giants	9/19/05
140	7	Danny Abramowicz	vs. San Francisco	12/13/70
140	8	Wes Chandler	vs. Atlanta	10/19/80
140	**7**	**Marques Colston**	**at Atlanta**	**11/9/08**
139*	9	Wes Chandler	vs. Philadelphia	11/9/80
138	4	Eddie Kennison	vs. Atlanta	10/10/99
138	7	Joe Horn	at Atlanta	12/9/01
135	**10**	**Jimmy Graham**	**at Chicago**	**10/6/13**
135	5	Eugene Goodlow	vs. San Francisco	12/15/85
134	3	Joe Horn	at Atlanta	11/17/02
134	**9**	**Jimmy Graham**	**vs. Arizona**	**9/22/13**
133	8	Joe Horn	at Atlanta	10/19/03
133	9	Joe Horn	vs. NY Giants	12/14/03
132	6	Eric Martin	vs. L.A. Rams	10/30/88
132	10	Floyd Turner	at San Francisco	12/1/91
132	**5**	**Marques Colston**	**at Carolina**	**10/1/06**
132	**10**	**Jimmy Graham**	**at Jacksonville**	**10/2/11**
131	6	Hoby Brenner	vs. St. Louis	9/23/84
131	5	Eric Martin	vs. N.Y. Jets	10/15/89
131	10	Eric Martin	at Washington	11/18/90
131	9	Reggie Bush	vs. San Francisco	12/3/06
131*	**9**	**Marques Colston**	**vs. San Diego**	**10/7/12**
130	6	Eric Martin	vs. Houston	12/13/87
129	8	Danny Abramowicz	vs. Pittsburgh	12/21/69
129	8	Donté Stallworth	vs. Buffalo	10/2/05
129	**8**	**Marques Colston**	**vs. St. Louis**	**11/11/07**
129	**8**	**Jimmy Graham**	**at Carolina**	**10/9/11**
129	**3**	**Kenny Stills**	**vs. Buffalo**	**10/27/13**
128	13	Darren Sproles	at Carolina	9/16/12
127	12	John Beasley	at San Diego	11/18/73
127	4	Wes Chandler	at San Francisco	9/23/79
127	4	Quinn Early	vs. L.A. Raiders	12/16/91
126*	5	Joe Horn	vs. Baltimore	10/29/06
125	6	Reggie Bush	at Dallas	12/10/06
125	**9**	**Marques Colston**	**vs. Carolina**	**12/8/13**
124	5	Randal Hill	vs. Arizona	12/14/97
124*	**7**	**Jimmy Graham**	**at Tampa Bay**	**10/16/11**
123	9	Joe Horn	at Oakland	10/24/04
123*	**11**	**Marques Colston**	**at Tampa Bay**	**11/5/06**
123	**7**	**Marques Colston**	**vs. Carolina**	**12/28/08**
123*	8	Devery Henderson	vs. San Diego	10/7/12
123	7	Lance Moore	at Atlanta	11/29/12
122	14	Tony Galbreath	at Green Bay	9/10/78
122	4	Andre Hastings	vs. Dallas	12/6/98
122*	8	Robert Wilson	vs. Denver	12/3/00
122	10	Donté Stallworth	vs. Denver	11/21/04
122	9	David Patten	at Atlanta	12/10/07
121	6	Henry Childs	at Seattle	11/18/79
121	5	Michael Haynes	vs. San Francisco	11/3/96
121	5	Randal Hill	at Chicago	10/5/97
121	8	Joe Horn	at St. Louis	10/28/01
121#	**12**	**Pierre Thomas**	**at Chicago**	**12/30/07**
121*	**4**	**Marques Colston**	**vs. New England**	**11/30/09**
121	9	Lance Moore	at Tampa Bay	10/21/12
121*	4	Lance Moore	vs. Carolina	12/30/12
120	4	Dave Parks	at N.Y. Giants	10/8/72
120	9	Eric Martin	vs. Philadelphia	12/18/89
120	5	Eric Martin	vs. Cincinnati	1/2/94
120	6	Andre Hastings	vs. St. Louis	12/7/97
120	6	Joe Horn	vs. Green Bay	9/15/02
120	6	Lance Moore	vs. Washington	9/9/12
119*	4	Ike Harris	vs. Philadelphia	11/9/80
119	6	Mike Jones	vs. Miami	12/7/86
119	**3**	**Robert Meachem**	**vs. Detroit**	**12/4/11**
118	9	Joe Horn	vs. Tampa Bay	12/7/03
118	**9**	**Marques Colston**	**at Houston**	**11/18/07**
118*	**7**	**Marques Colston**	**at Tampa Bay**	**10/16/11**
117	7	Wes Chandler	vs. Atlanta	11/12/78
117*	3	Henry Childs	at Atlanta	11/25/79
117	8	Wes Chandler	at Atlanta	9/6/81
117	8	Quinn Early	vs. Green Bay	12/16/95
116	5	Eric Martin	at L.A. Rams	10/22/89
116	12	Joe Horn	at San Diego	9/10/00
116	7	Joe Horn	vs. Atlanta	12/17/00
116*	3	Devery Henderson	vs. New England	11/30/09
116	**9**	**Jimmy Graham**	**at N.Y. Jets**	**11/3/12**
115	9	Danny Abramowicz	vs. Baltimore	10/19/69
115	4	Paul Seal	vs. Philadelphia	10/27/74
115	5	Floyd Turner	vs. Atlanta	11/24/91
115	5	Lance Moore	vs. Green Bay	11/24/08
115*	**9**	**Jimmy Graham**	**vs. Carolina**	**12/30/12**
114	7	Dave Parks	at St. Louis	10/11/70
114	3	Michael Lewis	vs. Cleveland	11/24/02
114	3	Donté Stallworth	vs. Dallas	12/28/03
114	**8**	**Marques Colston**	**vs. Arizona**	**12/16/07**
114*	7	Darren Sproles	vs. Miami	9/30/13
113	5	Danny Abramowicz	vs. San Francisco	11/23/69
113*	4	Brett Bech	vs. Buffalo	12/27/98
113	9	Andre Hastings	at St. Louis	11/28/99
113	9	Donté Stallworth	vs. San Francisco	9/19/04
113	5	Donté Stallworth	at Dallas	12/12/04
113	8	David Patten	at Seattle	10/14/07
113	**8**	**Marques Colston**	**vs. Seattle**	**11/21/10**
113	**8**	**Marques Colston**	**at Atlanta**	**11/13/11**
112	7	Henry Childs	at Green Bay	9/9/79
112*	10	Cameron Cleeland	vs. Buffalo	12/27/98
112	8	Reggie Bush	vs. Tampa Bay	9/7/08
112	**10**	**Marques Colston**	**vs. Cleveland**	**10/24/10**
111	6	Hoby Brenner	at Atlanta	10/20/85
111	8	Eric Martin	vs. Denver	11/20/88
111	7	Eric Martin	vs. Houston	9/5/93
111	6	Donté Stallworth	at Cincinnati	12/22/02
111	10	Joe Horn	vs. Houston	9/14/03
111*	3	Devery Henderson	at Tampa Bay	11/5/06
110	5	Danny Abramowicz	vs. San Francisco	9/26/71
110	5	Dave Parks	at San Francisco	10/22/72
110	5	Sean Dawkins	vs. Carolina	9/13/98
110	9	Boo Williams	at Philadelphia	11/23/03
110	6	Joe Horn	vs. Seattle	9/12/04
110	6	Joe Horn	vs. Philadelphia	10/15/06
109	2	Walt Roberts	at Philadelphia	11/19/67
109	8	Joe Horn	vs. San Francisco	10/20/02
109	5	David Patten	at San Francisco	10/28/07
108	8	Joe Horn	at Tampa Bay	9/8/02
108	5	Az-Zahir Hakim	at. Green Bay	10/9/05
107	5	Eric Martin	vs. L.A. Rams	11/26/89
107	**7**	**Marques Colston**	**vs. Dallas**	**11/10/13**
106	7	Tony Galbreath	vs. Oakland	12/3/79
106	6	Wes Chandler	at Detroit	10/12/80
106	5	Joe Horn	vs. Tampa Bay	12/1/02
106	**6**	**Marques Colston**	**at Tampa Bay**	**11/30/08**

106	**3**	**Robert Meachem**	**at Cincinnati**	**12/5/10**
105	9	Danny Abramowicz	at Atlanta	12/7/69
105	6	Hoby Brenner	vs. Chicago	9/18/83
105	5	Joe Horn	at San Francisco	12/10/00
105	8	Willie Jackson	at N.Y. Giants	9/30/01
105	4	Jeremy Shockey	at Miami	10/25/09
105	**6**	**Marques Colston**	**at Dallas**	**11/25/10**
106	**2**	**Joseph Morgan**	**at N.Y. Giants**	**12/9/12**
105	**7**	**Marques Colston**	**at Tennessee**	**12/11/11**
104	6	Keith Poole	at Carolina	1/2/00
104	4	Devery Henderson	vs. Minnesota	10/6/08
104*	7	Darren Sproles	at Dallas	12/23/12
103	6	Dave Parks	vs. Pittsburgh	12/15/68
103	6	Wes Chandler	vs. San Francisco	12/3/78
103*	6	Wes Chandler	at Atlanta	11/25/79
103	6	Larry Hardy	vs. San Francisco	9/7/80
103	6	Lindsay Scott	vs. St. Louis	9/12/82
103	6	Eric Martin	vs. L.A. Rams	10/11/92
103	5	Michael Haynes	at Atlanta	12/11/94
103	5	Devery Henderson	vs. Detroit	9/13/09
103	3	Devery Henderson	vs. Chicago	9/18/11
102	6	Sean Dawkins	at Carolina	11/1/98
102	5	Donté Stallworth	vs. Carolina	12/18/05
102	8	Lance Moore	at Kansas City	11/16/08
101	8	Danny Abramowicz	at N.Y. Giants	10/6/68
101	4	Tyrone Young	at Cleveland	10/28/84
101	3	Hoby Brenner	vs. Cincinnati	12/9/84
101	7	Eric Martin	at St. Louis	10/11/87
101	2	Eric Martin	vs. Tampa Bay	12/6/87
101	8	Quinn Early	vs. Kansas City	9/4/94
101	6	Joe Horn	at Carolina	11/10/02
101	8	Donté Stallworth	at Seattle	9/7/03
101	9	Joe Horn	at Atlanta	11/28/04
101	4	Devery Henderson	vs. Carolina	10/7/07
101	7	Lance Moore	vs. San Francisco	9/28/08
101	**10**	**Robert Meachem**	**at Atlanta**	**12/27/10**
100	3	Henry Childs	at Atlanta	11/26/78
100	4	Eric Martin	at Buffalo	12/10/89
100	6	Az-Zahir Hakim	at St. Louis	10/23/05
100	**4**	**Jimmy Graham**	**vs. Houston**	**9/25/11**
100*	**4**	**Jimmy Graham**	**vs. Miami**	**9/30/13**
100	**5**	**Jimmy Graham**	**at Atlanta**	**11/21/13**
100	6	Devery Henderson	at Green Bay	9/8/11

* - part of a dual 100-yard game

\# - part of a 100-yard receiving/100-yard rushing game

MOST BY PLAYER: Joe Horn (28), **Marques Colston (25)**, Eric Martin (18), **Jimmy Graham (12)**, Danny Abramowicz (10), Devery Henderson (10), Wes Chandler (9), Donté Stallworth (9), Lance Moore (8), Henry Childs (5), Hoby Brenner (4), Quinn Early (4), **Robert Meachem (4)**, Dave Parks (4), Reggie Bush (3), Sean Dawkins (3), Andre Hastings (3), Michael Haynes (3), Willie Jackson (3), David Patten (3), Darren Sproles (3), Floyd Turner (3), Tony Galbreath (2), Az-Zahir Hakim (2), Randal Hill (2), Keith Poole (2), John Beasley (1), Brett Bech (1), Larry Burton (1), Cameron Cleeland (1), Al Dodd (1), Eugene Goodlow (1), Larry Hardy (1), Ike Harris (1), Mike Jones (1), Eddie Kennison (1), Michael Lewis (1), **Joseph Morgan (1)**, Walt Roberts (1), Lindsay Scott (1), Paul Seal (1), Jeremy Shockey (1), Torrance Small (1), **Kenny Stills (1)**, **Pierre Thomas (1)**, Boo Williams (1), Robert Wilson (1), Tyrone Young (1).

3-Sack Games (35)

Sacks	Player	Opponent	Date
4	Rickey Jackson	at Atlanta	12/14/86
4	Rickey Jackson	at Detroit	9/18/88
4	Pat Swilling	vs. Tampa Bay	11/11/90
4	Wayne Martin	vs. Atlanta	12/3/92
4	Wayne Martin	vs. Detroit	9/21/97
3.5	Jim Wilks	at Philadelphia	12/11/83
3.5	Pat Swilling	at Atlanta	11/19/89
3	Bruce Clark	vs. Tampa Bay	9/9/84
3	Bruce Clark	at L.A. Raiders	10/13/85
3	Rickey Jackson	at Cincinnati	12/20/87
3	Pat Swilling	vs. N.Y. Giants	11/27/88
3	Pat Swilling	at L.A. Rams	10/22/89
3	Pat Swilling	vs. Atlanta	10/29/89
3	Frank Warren	vs. Philadelphia	12/18/89
3	Rickey Jackson	at Atlanta	9/29/91
3	Pat Swilling	at L.A. Rams	11/3/91
3	Rickey Jackson	vs. L.A. Rams	10/11/92
3	Renaldo Turnbull	vs. Detroit	9/19/93
3	Renaldo Turnbull	at Phoenix	10/31/93
3	Rickey Jackson	vs. Green Bay	11/14/93
3	Darion Conner	at Tampa Bay	9/18/94
3	La'Roi Glover	vs. St. Louis	11/15/98
3	La'Roi Glover	at Baltimore	12/19/99
3	La'Roi Glover	at Chicago	10/8/00
3	La'Roi Glover	vs. Carolina	10/15/00
3	Joe Johnson	at Carolina	11/12/00
3	La'Roi Glover	at St. Louis	11/26/00
3	Joe Johnson	at Buffalo	9/9/01
3	Charlie Clemons	at N.Y. Giants	9/30/01
3	Darrin Smith	vs. Pittsburgh	10/6/02
3	Darren Howard	at Washington	10/13/02
3	Willie Whitehead	at Tampa Bay	11/2/03
3	Charles Grant	at St. Louis	9/26/04
3	**Cameron Jordan**	**vs. Philadelphia**	**11/5/12**
3	**Junior Galette**	**vs. Carolina**	**12/8/13**

MOST BY PLAYER: Rickey Jackson (6), Pat Swilling (6), La'Roi Glover (5), Bruce Clark (2), Joe Johnson (2), Wayne Martin (2), Renaldo Turnbull (2), Frank Warren (1), Darion Conner (1), Charlie Clemons (1), **Junior Galette (1)**, Charles Grant (1), Darren Howard (1), **Cameron Jordan (1),** Darrin Smith (1), Willie Whitehead (1), Jim Wilks (1).

LASTTIME

Regular Season

500+ YARDS TOTAL OFFENSE
SAINTS – 625, vs. Dallas, 11/10/13 (242 rushing, 383 passing) **Opponent** – 530, vs. Carolina, 12/30/12 (273 rushing, 257 passing)

400+ YARDS TOTAL OFFENSE
SAINTS – 468, vs. Tampa Bay, 12/29/13 (98 rushing, 370 passing) **Opponent** – 429, at Seattle, 12/2/13 (127 rushing, 302 passing)

400+ YARDS PASSING BY A PLAYER
SAINTS – 413, QB **Drew Brees**, vs. Miami, 9/30/13 (39-30-4-0) **Opponent** – 416, QB **Tony Romo** at Dallas, 12/23/12 (43-26-4-0)

300+ YARDS PASSING BY A PLAYER
SAINTS – 381, QB **Drew Brees**, vs. Tampa Bay, 12/29/12 (31-24-4-0) **Opponent** – 310, QB **Russell Wilson**, at Seattle, 12/2/13 (30-22-3-0)

SIX TD PASSES BY A PLAYER
SAINTS – QB **Drew Brees**, vs. Detroit, 9/13/09 **Opponent** – QB **Peyton Manning**, vs. Indianapolis, 9/28/03

FIVE TD PASSES BY A PLAYER
SAINTS – QB **Drew Brees**, vs. Buffalo, 10/27/13 **Opponent** – QB **Daunte Culpepper**, vs. Minnesota, 10/17/04

FOUR TD PASSES BY A PLAYER
SAINTS – QB **Drew Brees**, vs. Tampa Bay, 12/29/13 **Opponent** – QB **Tony Romo**, at Dallas, 12/23/12

200 YARDS RUSHING BY A PLAYER
SAINTS – 203, RB **Rueben Mayes** (28 att.), vs. Miami, 12/7/86 **Opponent** – 210, RB **DeAngelo Williams** (21 att.), vs. Carolina, 12/30/12

100 YARDS RUSHING BY A PLAYER
SAINTS – 145, RB **Mark Ingram** (14 att.), vs. Dallas, 11/10/13 **Opponent** – 133, RB **Zac Stacy** (28 att.), at St. Louis, 12/15/13

TWO 100-YARD RUSHERS IN A GAME
SAINTS – 126, RB **Reggie Bush** (20 att.) & 108, RB **Deuce McAllister** (27 att.), at NY Giants, 12/24/06 **Opponent** – 126, RB **Ottis Anderson** (22 att.) & 102, RB **Wayne Morris** (22 att.), vs. St. Louis Cardinals, 10/5/80

300 YARDS RECEIVING BY A PLAYER
SAINTS – Has never happened **Opponent** – 336, WR **Willie Anderson**, vs. L.A. Rams, 11/26/89 (15 rec.) – **NFL Record**

200 YARDS RECEIVING BY A PLAYER
SAINTS – 200, WR **Torrance Small**, at Denver, 12/24/94 (six rec.) **Opponent** – 218, WR **Alshon Jeffery**, at Chicago, 10/6/13 (10 rec.)

100 YARDS RECEIVING BY A PLAYER
SAINTS – 125, WR **Marques Colston** (nine rec.), vs. Carolina, 12/8/13 **Opponent** – 121, WR **Victor Cruz** (eight rec.), at New York Giants, 12/9/12

TWO 100-YARD RECEIVERS IN A GAME
SAINTS – 114, RB **Darren Sproles** (seven rec.) and 100, TE **Jimmy Graham** (four rec.), vs. Miami, 9/30/13 **Opponent** – 114, WR **Roddy White** (seven rec.) and 122, TE **Tony Gonzalez** (11 rec.), vs. Atlanta, 11/11/12

FOUR TDS RUSHING BY A PLAYER
SAINTS – Has never happened **Opponent** – RB **Mike Anderson**, vs. Denver, 12/3/00

THREE TDS RUSHING BY A PLAYER
SAINTS – RB **Reggie Bush**, vs. San Francisco, 12/3/06 **Opponent** – FB **Mike Tolbert**, vs. Carolina, 12/30/12

FOUR TD CATCHES BY A PLAYER
SAINTS – WR **Joe Horn**, vs. N.Y. Giants, 12/14/03 **Opponent** – WR **Dave Williams**, at St. Louis Cardinals, 11/2/69

THREE TD CATCHES BY A PLAYER
SAINTS – WR **Marques Colston**, vs. San Diego, 10/7/12 **Opponent** – WR **Chad Johnson**, vs. Cincinnati, 11/19/06

FOUR TDS BY A PLAYER (rushing, receiving, return)
SAINTS – RB **Reggie Bush**, vs. San Francisco, 12/3/06 (three rushing, one receiving) **Opponent** – RB **Mike Anderson**, vs. Denver, 12/3/00 (all rushing)

THREE TDS BY A PLAYER (rushing, receiving, return)
SAINTS – WR **Marques Colston**, vs. San Diego, 10/7/12 (all receiving) **Opponent** – FB **Mike Tolbert**, vs. Carolina, 12/30/12 (all rushing)

SEVEN FIELD GOALS ATTEMPTED IN A GAME BY PLAYER
SAINTS – K **Morten Andersen**, vs. San Fran., 10/25/87 (Five made) **Opponent** – K **Bobby Howfield**, at N.Y. Jets, 12/3/72 (Six made)

SIX FIELD GOALS ATTEMPTED IN A GAME BY A PLAYER
SAINTS – K **John Carney**, at St. Louis, 9/26/04 (Five made) **Opponent** – K **Ryan Succop**, vs. Kansas City, 9/23/12 (Six made)

FIVE FIELD GOALS ATTEMPTED IN A GAME BY A PLAYER
SAINTS – K **John Kasay**, at Atlanta, 11/13/11 (Four made) **Opponent** – K **Connor Barth**, at Tampa Bay, 10/16/11 (Four made).

FOUR FIELD GOALS ATTEMPTED BY A PLAYER
SAINTS – K **Garrett Hartley**, vs. Chicago, 10/6/13 (Four made) **Opponent** – K **Nick Folk**, at New York Jets, 11/3/13 (Four made)

SIX FIELD GOALS CONVERTED BY A PLAYER
SAINTS – Has never happened **Opponent** – K **Ryan Succop**, vs. Kansas City, 9/23/12 (Six attempts)

FIVE FIELD GOALS CONVERTED BY A PLAYER
SAINTS – K **John Carney**, at St. Louis, 9/26/04 (Six attempts) **Opponent** – K **John Kasay**, vs. Carolina, 9/8/96 (Five attempts).

FOUR FIELD GOALS CONVERTED BY A PLAYER
SAINTS – K **Garrett Hartley**, at Chicago, 10/6/13 (Four attempts) **Opponent** – K **Nick Folk**, at New York Jets, 11/3/13 (Four attempts)

THREE INTS IN A GAME BY A PLAYER
SAINTS – S **Sammy Knight**, at Buffalo, 9/9/01 (40 yards) **Opponent** – LB **Keith Bulluck**, vs. Tennessee, 9/21/07 (51 yards)

INTERCEPTION RETURNED FOR A TD
SAINTS – LB **Jonathan Vilma** (18 yards), vs. Carolina, 12/30/12 **Opponent** – LB **Mason Foster** (85 yards) at Tampa Bay, 9/15/13

FUMBLE RETURNED FOR A TD
SAINTS – S **Malcolm Jenkins**, vs. Atlanta, 12/26/11 (30 yards) **Opponent** – DE **Michael Bennett**, at Seattle, 12/2/13, (22 yards)

PUNT RETURNED FOR A TD
SAINTS – RB **Darren Sproles**, at Green Bay, 9/8/11 (72 yards) **Opponent** – WR **Micheal Spurlock**, vs. Tampa Bay, 12/27/09 (77 yards)

KICKOFF RETURNED FOR A TD
SAINTS – WR **Courtney Roby,** at St. Louis, 11/15/09 (97 yards) **Opponent** – RB **David Wilson**, at New York Giants, 12/9/12 (97 yards)

PUNT BLOCKED
SAINTS – DE **Martez Wilson**, vs. Washington, 9/9/12 **Opponent** – DE **Robert Quinn**, at St. Louis, 10/30/10

PUNT BLOCKED AND RETURNED FOR TD
SAINTS – DE **Martez Wilson** (blocked) and WR **Courtney Roby** (returned), vs. Washington, 9/9/12 (4 yards) **Opponent** – FB **Mosi Tatupu**, vs. New England, 11/30/86 (17 yards)

PUNT BLOCKED AND RECOVERED IN END ZONE FOR TD
SAINTS – CB **Curtis Deloatch**, vs. Atlanta, 9/25/06 **Opponent** – LB **Roy Bennett**, at San Diego, 10/9/88

PUNT BLOCKED FOR A SAFETY
SAINTS – CB **Robert Massey**, vs. Cleveland, 10/14/90. **Opponent** – Has never happened.

SAFETY SCORED
SAINTS – C **David Baas** fumbled out of end zone, at San Francisco, 9/20/10 **Opponent** – QB **Drew Brees** sacked in end zone, vs. Kansas City, 9/23/12

FIELD GOAL BLOCKED
SAINTS – S **Malcolm Jenkins**, vs. San Francisco, 11/25/12 (33-yard attempt) **Opponent** – DT **Michael Brockers**, at St. Louis, 12/15/13 (36-yard attempt)

FG BLOCKED AND RETURNED FOR TD
SAINTS – CB **Fred Thomas**, vs. New York Giants, 12/14/03 (64 yards), kick blocked by DT **Kenny Smith** **Opponent** – CB **Antoine Winfield**, vs. Minnesota, 10/6/08 (59 yards)

PAT KICK MISSED
SAINTS – K **Garrett Hartley**, at Atlanta, 10/26/08 (wide right) **Opponent** – K **Clint Stitser**, at Cincinnati, 12/5/10 (wide right)

PAT KICK BLOCKED
SAINTS – CB **Patrick Robinson**, at Carolina, 10/9/11 **Opponent** – DT **Fred Robbins**, vs. N.Y. Giants, 10/18/09

TWO-POINT ATTEMPT MADE
SAINTS – RB **Darren Sproles** rush, vs. Washington, 9/9/12 **Opponent** – RB **Matt Forte** rush, at Chicago, 10/6/13

TWO-POINT ATTEMPT FAILED
SAINTS – RB **Pierre Thomas** run, at St. Louis, 12/15/13 **Opponent** – QB **Josh Freeman** pass, at Tampa Bay, 10/17/10

40+ POINTS SCORED IN A GAME
SAINTS – 42, vs. Tampa Bay, 12/29/13 **Opponent** – 44, vs. Carolina, 12/30/12

50+ POINTS SCORED IN A GAME
SAINTS – 62, vs. Indianapolis, 10/23/11 **Opponent** – 52, at N.Y. Giants, 12/9/12

SHUTOUT SCORED IN A GAME
SAINTS – 41-0, vs. Tampa Bay, 12/16/12 **Opponent** – 0-38, vs. San Francisco, 1/6/02

INDIVIDUAL PLAYOFF RECORDS

Scoring

MOST POINTS
SAINTS - 18, Willie Jackson, vs. St. Louis (12/30/00)
Opponent - 18, Adrian Peterson, vs. Minnesota (1/24/10)

MOST TOUCHDOWNS
SAINTS - 3, Willie Jackson, vs. St. Louis (12/30/00)
Opponent - 3, Adrian Peterson, vs. Minnesota (1/24/10)

MOST PATS
SAINTS - 6 (2x), Garrett Hartley, vs. Arizona (1/16/10); John Kasay, vs. Detroit (1/7/12)
Opponent - 5, Chuck Nelson, vs. Minnesota (1/3/88)

Rushing

MOST YARDS GAINED
SAINTS - 143, Deuce McAllister (21 att.), vs. Philadelphia (1/13/07)
Opponent - 140, Marshawn Lynch (28 att.), at Seattle (1/11/14)

MOST ATTEMPTS
SAINTS - 21, Deuce McAllister, vs. Philadelphia (1/13/07)
Opponent - 28, Marshawn Lynch, at Seattle (1/11/24)

MOST TOUCHDOWNS
SAINTS - 2 (2x), Julius Jones, at Seattle (1/8/11); Darren Sproles, vs. Detroit (1/7/12)
Opponent - 3, Adrian Peterson, vs. Minnesota (1/24/10)

HIGHEST AVERAGE PER ATTEMPT (min. 4 rushes)
SAINTS - 16.8 (5-84 yds.), Reggie Bush, vs. Arizona (1/16/10)
Opponent - 14.5 (6-87 yds.), Tim Hightower, vs. Arizona (1/16/10)

LONGEST SCORING RUSH
SAINTS - 46, Reggie Bush, vs. Arizona (1/16/10)
Opponent - 70, Tim Hightower, vs. Arizona (1/16/10)

LONGEST NON-SCORING RUSH
SAINTS - 28, Deuce McAllister, vs. Philadelphia (1/13/07)
Opponent - 42, Frank Gore, at San Francisco (1/14/12)

Passing

MOST TOTAL YARDS GAINED
SAINTS - 466, **Drew Brees**, at San Francisco (1/14/12)
Opponent - 380, Matthew Stafford, vs. Detroit (1/7/12)

MOST ATTEMPTS
SAINTS - 63, **Drew Brees**, at San Francisco (1/14/12)
Opponent - 46, Brett Favre, vs. Minnesota (1/24/10)

MOST COMPLETED
SAINTS - 40, **Drew Brees**, at San Francisco (1/14/12)
Opponent - 31, Peyton Manning, vs. Indianapolis (2/7/10)

MOST TOUCHDOWNS
SAINTS - 4 (2x), Aaron Brooks, vs. St. Louis (12/30/00); **Drew Brees**, at San Francisco (1/14/12)
Opponent - 4, Matt Hasselbeck, at Seattle (1/8/11)

HIGHEST COMPLETION PERCENTAGE (min. 10 att.)
SAINTS - 82.1 (32-of-39), **Drew Brees**, vs. Indianapolis (2/7/10)
Opponent - 68.9 (31-of-45), Peyton Manning, vs. Indianapolis (2/7/10)

LONGEST SCORING PASS
SAINTS - 88, **Drew Brees** to Reggie Bush, at Chicago (1/21/07)
Opponent - 75, Jeff Garcia to Donté Stallworth, vs. Philadelphia (1/13/07)

LONGEST NON-SCORING PASS
SAINTS - 52, **Drew Brees** to **Robert Meachem**, at Seattle (1/14/14)
Opponent - 47, Alex Smith to Vernon Davis, at San Francisco (1/14/12)

MOST INTERCEPTIONS
SAINTS - 3, Bobby Hebert, vs. Philadelphia (1/3/93)
Opponent - 3, Kurt Warner, vs. St. Louis (12/30/00)

Receiving

MOST RECEPTIONS
SAINTS - 15, Darren Sproles, at San Francisco (1/14/12) - **NFL playoff record**
Opponent - 12, Calvin Johnson, vs. Detroit (1/7/12)

MOST YARDS GAINED
SAINTS - 144, Quinn Early, vs. Philadelphia (1/3/93)
Opponent - 211, Calvin Johnson, vs. Detroit (1/7/12)

MOST TOUCHDOWNS
SAINTS - 3, Willie Jackson, vs. St. Louis (12/30/00) **- tied NFL playoff record**
Opponent - 2 (6x), Michael Haynes, vs. Atlanta (12/28/91); Fred Barnett, vs. Philadephia (1/3/93); Randy Moss, at Minnesota (1/6/01); John Carlson, at Seattle (1/8/11); Calvin Johnson, vs. Detroit (1/7/12); Vernon Davis, at San Francisco (1/14/12)

Interceptions

MOST INTERCEPTIONS
SAINTS - 2 (2x), Sammy Knight, vs. St. Louis (12/30/00); Jabari Greer, vs. Detroit (1/7/12)
Opponent - 2, Eric Allen, vs. Philadelphia (1/3/93)

LONG INTERCEPTION RETURN
SAINTS - 74t, Tracy Porter, vs. Indianapolis (2/7/10)
Opponent - 41, Dashon Goldson, at San Francisco (1/14/12)

MOST YARDS ON INTERCEPTIONS
SAINTS - 74 (1 int.), Tracy Porter, vs. Indianapolis (2/7/10)
Opponent - 41 (1 int.), Dashon Goldson, at San Francisco (1/14/12)

TOUCHDOWNS
SAINTS - 1, Tracy Porter (74 yds.), vs. Indianapolis (2/7/10)
Opponent - 1, Eric Allen (18 yds.), vs. Philadelphia (1/3/93)

Kickoff Returns

MOST RETURN YARDS
SAINTS - 143, Courtney Roby, vs. Minnesota (1/24/10)
Opponent - 139, LaRod Stephens-Howling, vs. Arizona (1/16/10)

MOST RETURNS
SAINTS - 7, Fred McAfee, at Minnesota (1/6/01)
Opponent - 5 (4x), Tony Horne, vs. St. Louis (12/30/00); LaRod Stephens-Howling, vs. Arizona (1/16/10); Chad Simpson, vs. Indianapolis (2/7/10); Brad Smith, at Philadelphia (1/4/14)

LONG RETURN
SAINTS - 61, Courtney Roby, vs. Minnesota (1/24/10)
Opponent - 39, Dennis Gentry, at Chicago (1/6/91)

INDIVIDUAL PLAYOFF RECORDS

TOUCHDOWNS
SAINTS - none
Opponent - none

Punt Returns

MOST RETURN YARDS
SAINTS - 109, Reggie Bush, vs. Arizona (1/16/10)
Opponent - 143, Anthony Carter, vs. Minnesota (1/3/88)

MOST RETURNS
SAINTS - 3 (6x), Patrick Newman, vs. Philadelphia (1/3/93); Chad Morton, vs. St. Louis (12/30/00); Chad Morton, at Minnesota (1/6/01); Reggie Bush, vs. Arizona (1/16/10); Darren Sproles, at San Francisco (1/14/12); Darren Sproles, at Philadelphia (1/4/14)
Opponent - 6, Anthony Carter, vs. Minnesota (1/3/88)

LONG RETURN
SAINTS - 83t, Reggie Bush, vs. Arizona (1/16/10)
Opponent - 84t, Anthony Carter, vs. Minnesota (1/3/88)

TOUCHDOWNS
SAINTS - 1, Reggie Bush (83 yds.), vs. Arizona (1/16/10)
Opponent - 1, Anthony Carter (84 yds.), vs. Minnesota (1/3/88)

Punting

MOST PUNTS
SAINTS - 7, **Thomas Morstead**, vs. Minnesota (1/24/10)
Opponent - 8, Andy Lee, at San Francisco (1/14/12)

MOST YARDS
SAINTS - 359, **Thomas Morstead**, vs. Minnesota (1/24/10)
Opponent - 396, Andy Lee, at San Francisco (1/14/12)

HIGHEST GROSS AVERAGE
SAINTS - 54.0, Tommy Barnhardt, vs. Atlanta (12/28/91)
Opponent - 51.2, Jeff Feagles, vs. Philadelphia (1/3/93)

LONG PUNT
SAINTS - 66, **Thomas Morstead**, vs. Arizona (1/16/10)
Opponent - 66, Brad Maynard, vs. Chicago (1/21/07)

MOST PUNTS INSIDE THE 20
SAINTS - 4, **Thomas Morstead**, vs. Minnesota (1/24/10)
Opponent - 4 (2x), Brad Maynard, vs. Chicago (1/21/07); Andy Lee, at San Francisco (1/14/12)

Field Goals

MOST MADE
SAINTS - 4, **Shayne Graham**, vs. Philadelphia (1/4/14)
Opponent - 3 (4x), Chuck Nelson, vs. Minnesota (1/3/88); Kevin Butler, at Chicago (1/6/91); David Akers, at San Francisco (1/14/12); Steve Hauschka, at Seattle (1/11/14)

MOST ATTEMPTS
SAINTS - 4 (2x), Morten Andersen, at Chicago (1/6/91); **Shayne Graham**, at Philadelphia (1/4/14)
Opponent - 4, Kevin Butler, at Chicago (1/6/91)

LONGEST FIELD GOAL MADE
SAINTS - 48, John Kasay, at San Francisco (1/14/12)
Opponent - 49, Steve Hauschka, at Seattle (1/11/14)

Defense

MOST COMBINED TACKLES
SAINTS - 12 (3x), Sam Mills, at Chicago (1/6/91); Scott Shanle, vs. Minnesota (1/24/10); Darren Sharper, vs. Minnesota (1/24/10)
Opponent - 15, Stephen Tulloch, vs. Detroit (1/7/12)

MOST SOLO TACKLES
SAINTS - 12, Sam Mills, at Chicago (1/6/91)
Opponent - 10, Dwayne Rudd, at Minnesota (1/6/01)

MOST SACKS
SAINTS - 2, Renaldo Turnbull, at Chicago (1/6/91); Frank Warren, vs. Atlanta (12/28/91)
Opponent - 2, Darwin Walker, vs. Philadelphia (1/13/07)

Miscellaneous

LONGEST SCORING DRIVE - PLAYS
SAINTS - 19, vs. Atlanta (12/28/91)
Opponent - 16, at Chicago (1/6/91)

LONGEST SCORING DRIVE - YARDS
SAINTS - 93, at Chicago (1/21/07)
Opponent - 96, vs. Indianapolis (2/7/10)

LONGEST SCORING DRIVE - TIME ELAPSED
SAINTS - 10:49, vs. Atlanta (12/28/91)
Opponent - 8:31, at Chicago (1/6/91)

SAINTS 100-YARD RUSHING GAMES
143, Deuce McAllister, vs. Philadelphia (1/13/07)

OPPONENT 100-YARD RUSHING GAMES
140, Marshawn Lynch, at Seattle (1/11/14)
131, Marshawn Lynch, at Seattle (1/8/11)
123, Thomas Jones, at Chicago (1/21/07)
122, Adrian Peterson, vs. Minnesota (1/24/10)
116, Brian Westbrook, vs. Philadelphia (1/13/07)
105, Heath Sherman, vs. Philadelphia (1/3/93)
102, Neal Anderson, at Chicago (1/6/91)

SAINTS 300-YARD PASSING GAMES
466, **Drew Brees**, vs. Detroit (1/7/12)
462, **Drew Brees**, at San Francisco (1/14/12)
404, **Drew Brees**, at Seattle (1/8/11)
354, **Drew Brees**, at Chicago (1/21/07)
304, **Drew Brees**, at Seattle (1/11/14)

OPPONENT 300-YARD PASSING GAMES
380, Matthew Stafford, vs. Detroit (1/7/12)
365, Kurt Warner, vs. St. Louis (12/30/00)
333, Peyton Manning, vs. Indianapolis (2/7/10)
310, Brett Favre, vs. Minnesota (1/24/10)
302, Daunte Culpepper, at Minnesota (1/6/01)

SAINTS 100-YARD RECEIVING GAMES
142, Willie Jackson, vs. St. Louis (12/30/00)
139, **Marques Colston**, at Seattle (1/11/14)
120, **Marques Colston**, vs. Detroit (1/7/12)
118, **Marques Colston**, at San Francisco (1/14/12)
132, Reggie Bush, at Chicago, (1/21/07)
125, Willie Jackson, at Minnesota (1/6/01)
118, Darren Sproles, at San Francisco (1/14/12)
111, **Robert Meachem**, vs. Detroit (1/7/12)
106, Chad Morton, at Minnesota (1/6/01)
103, **Jimmy Graham**, at San Francisco (1/14/12)

OPPONENT 100-YARD RECEIVING GAMES
211, Calvin Johnson, vs. Detroit (1/7/12)
180, Vernon Davis, at San Francisco (1/14/12)
144, Michael Haynes, vs. Atlanta (12/28/91)
127, Issac Bruce, vs. St. Louis (12/30/00)
121, Randy Moss, at Minnesota (1/6/01)
120, Cris Carter, at Minnesota (1/6/01)
102, Fred Barnett, vs. Philadelphia (1/3/93)
102, Bernard Berrian, vs. Minnesota (1/24/10)

TEAM PLAYOFF RECORDS

Saints	Category	Opponents
45 (2x), last vs. Detroit (1/7/12)	**Points**	44, vs. Minnesota (1/3/88)
34, vs. Detroit (1/7/12)	**FIRST DOWNS**	31, vs. Minnesota (1/24/10)
15, vs. Philadelphia (1/13/07)	**Rushing**	14, vs. Minnesota (1/3/88)
23, at San Francisco (1/14/12)	**Passing**	20, vs. Detroit (1/7/12)
4, vs. Atlanta (12/28/91)	**Penalty**	4, vs. Minnesota (1/24/10)
8 (15 att.), vs. Atlanta (12/28/91)	**3rd Down Conversions**	10 (17 att.), at Minnesota (1/6/01)
3 (4 att.), vs. Detroit (1/7/12)	**4th Down Conversions**	2 (2x), last at Philadelphia (1/4/14)
626, vs. Detroit (1/7/12)	**TOTAL NET YARDS**	475, vs. Minnesota (1/24/10)
83, at Seattle (1/8/11)	**Total Offensive Plays**	86, vs. Minnesota (1/3/88)
7.7, vs. Detroit (1/7/12)	**Average Gain**	7.8, vs. Detroit (1/7/12)
208, vs. Philadelphia (1/13/07)	**NET RUSHING YARDS**	210, vs. Minnesota (1/3/88)
37, vs. Philadelphia (1/13/07)	**Attempts**	50, vs. Minnesota (1/3/88)
5.6, vs. Philadelphia (1/13/07)	**Average Gain**	6.7, vs. Arizona (1/16/10)
459, vs. Detroit (1/7/12)	**NET PASSING YARDS**	380, vs. Detroit (1/7/12)
3 (27 yds.), at San Francisco (1/14/12)	**Sacked (Yards)**	6 (42 yds.), vs. Minnesota (1/3/88)
466, vs. Detroit (1/7/12)	**TOTAL PASSING YARDS**	380, vs. Detroit (1/7/12)
63, vs. San Francisco (1/14/12)	**Attempts**	46, vs. Minnesota (1/24/10)
40, at San Francisco (1/14/12)	**Completions**	31, vs. Indianapolis (2/7/10)
4, vs. Minnesota (1/3/88)	**Interceptions**	3, vs. St. Louis (12/30/00)
10.2, vs. Detroit (1/7/12)	**Average Gain**	9.7, at Minnesota (1/6/01)
7, vs. Minnesota (1/24/10)	**Punts**	8, at San Francisco (1/14/12)
54.0, vs. Atlanta (12/28/91)	**Average**	51.2, vs. Philadelphia (1/3/93)
212, vs. Minnesota (1/24/10)	**TOTAL RETURN YARDAGE**	188, vs. Minnesota (1/3/88)
109, vs. Arizona (1/16/10)	**Punt Return Yards**	143, vs. Minnesota (1/3/88)
183, vs. Minnesota (1/24/10)	**Kickoff Return Yards**	139, vs. Arizona (1/16/10)
74, vs. Indianapolis (2/7/10)	**Interception Return Yards**	47, at Philadelphia (1/4/14)
9, vs. Minnesota (1/24/10)	**Penalties**	9, vs. St. Louis (12/30/00)
88, vs. Minnesota (1/24/10)	**Penalty Yards**	60 (2x), last at Minnesota (1/6/01)
4 (2x), last vs. Chicago (1/21/07)	**Fumbles**	6, vs. Minnesota (1/24/10)
3 (2x), last at San Francisco (1/14/12)	**Fumbles Lost**	3, vs. Minnesota (1/24/10)
6 (2x), last vs. Detroit (1/7/12)	**TOUCHDOWNS**	5 (2x), last at Seattle (1/8/11)
3, vs. Detroit (1/7/12)	**Rushing**	4, vs. Chicago (1/21/07)
4, at San Francisco (1/14/12)	**Passing**	4, at Seattle (1/8/11)
1 (2x), last vs. Indianapolis (2/7/10)	**Returns**	1 (2x), last vs. Philadelphia (1/3/93)
37:36, vs. Detroit (1/7/12)	**TIME OF POSSESSION**	41:18, vs. Minnesota (1/3/88)

HISTORY

1966

Nov. 1 - National Football League awarded 16th franchise to New Orleans as NFL Commissioner **Pete Rozelle** made the announcement at New Orleans' Pontchartrain Hotel...the *New Orleans States-Item* headline that afternoon was "N.O. Goes Pro!"; **Dec. 15 - John W. Mecom, Jr.** becomes majority stockholder-president of franchise; **Dec. 22 - Victor E. Schwenk** appointed director of player personnel; **Dec. 27 - Tom Fears** named franchise's first head coach.

1967

Jan. 9 - New Orleans' NFL franchise nicknamed Saints; **Jan. 27 -** Saints signed first player, former University of Mississippi and Los Angeles Rams K **Paige Cothren**; **Feb. 9 -** Saints select 42 players in expansion draft; **March 8 -** First season-ticket drive launched...Saints sell 20,000 on first day & 33,400 before first game; **March 14 -** Saints make Alabama FB **Leslie Kelley** top choice in NFL Draft; **July 1 -** Rookies report for first training camp at San Diego's Cal Western; **July 6 -** FB **Jim Taylor** signs with Saints; **July 10 -** Veterans join rookies at training camp; **July 16 -** DE **Doug Atkins** joined Saints in trade with the Chicago Bears; **July 20 - Bert Rose** named general manager; **Aug. 2** - Saints lost to Los Angeles Rams, 16-7 in first preseason game at Anaheim, Calif; **Aug. 12 -** Saints score first preseason victory by beating the St. Louis Cardinals, 23-14, at Shreveport, La.; **Sept. 9 -** Saints record first preseason win in New Orleans, downing the Atlanta Falcons, 27-14...the victory gave New Orleans a 5-1 preseason record, best ever for an expansion team; **Sept. 17** - Saints open first regular season schedule in style as rookie RB **John Gilliam** returned the opening kickoff 94 yards for a touchdown, but lost to the L.A. Rams, 27-13 in front of 80,879 at Tulane Stadium; **Nov. 5 -** Saints record first regular season win, beating the Philadelphia Eagles at Franklin Field, 31-24, as WR **Walt Roberts** scores 3 touchdowns; **Dec. 17 -** Saints defeat the Washington Redskins, 30-14, to wind up with a 3-11 record which tied the record for most wins by a first-year expansion franchise, with an average of 75,463 filling Tulane Stadium.

1968

Jan. 21 - CB **Dave Whitsell** represented the Saints as the club's first Pro Bowl selection; **March 29 - Victor E. Schwenk** named general manager; **Dec. 15 -** Saints beat the Pittsburgh Steelers in season's final game to emerge with 4-9-1 record and third place finish in Century Division.

1969

Jan. 19 - DT **Dave Rowe** was club's Pro Bowl selection; **Feb. 9 -** NFL 16-year veteran DE **Doug Atkins** receives Vince Lombardi Award as NFL's most dedicated player; **Oct. 5 -** At the Los Angeles Rams, K **Tom Dempsey** kicks a 55-yard field goal, the Saints' longest to date...the kick was the NFL's longest of season and one yard shy of tying the NFL mark; **Nov. 2 -** Saints snap six-game losing streak at St. Louis, 51-42...game set NFL record of most total passing touchdowns in a game as the Saints' **Billy Kilmer** and the Cardinals' **Charlie Johnson** connected on six each; **Nov. 16 - Dempsey** boots four field goals against the N.Y. Giants, hitting his fourth with 11 seconds left to pull out a 25-24 victory; **Dec. 21 -** Saints close season with 27-24 win over Pittsburgh to bring record to 5-9, their best victory total to date...**Danny Abramowicz** wins NFL receiving honors with 73 catches for 1,015 yards and 7 touchdowns...**Atkins** retired after 17 NFL seasons.

1970

Jan. 16 - In realignment of NFC, Saints form Western Division with the Los Angeles Rams, San Francisco 49ers and the Atlanta Falcons; **Jan. 18 -** RB **Tony Baker,** K **Tom Dempsey,** G **Jake Kupp** and RB **Andy Livingston** represented the Saints at the Pro Bowl, with Head Coach **Tom Fears** coaching the East squad; **Aug. 8 - Fears**, a nine-year star wide receiver with the L.A. Rams, inducted into the Pro Football Hall of Fame...on the same day, the Saints beat Minnesota in the Hall of Fame Game, the franchise's first appearance in the contest; **Nov. 3 - J.D. Roberts** replaces **Fears** to become the second head coach in Saints' history; **Nov. 8 - Dempsey** kicked what was then an NFL-record 63-yard field goal on the game's final play to defeat Detroit, 19-17, in Roberts' first game as head coach...the holder was **Joe Scarpati** & **Jackie Burkett** was the snapper...**Dempsey**, born without toes on his right foot, wore a heavy square-toed kicking shoe; **Dec. 21 -** Saints complete their fourth season with a 2-11-1 record.

1971

Jan. 28 - Saints drafted Mississippi QB **Archie Manning** with the second overall selection in the NFL Draft; **Aug. 11 -** Construction began on the Louisiana Superdome; **Sept. 19 -** Saints defeat L.A. Rams in season opener in New Orleans, 24-20...

SAINTS TIMELINE

Manning made first regular-season start and ran for one-yard touchdown on the final play after he completed 16-of-29 passes for 218 yards and a touchdown; **Oct. 17 - Manning** rushed for two touchdowns as Saints defeated the Dallas Cowboys, 24-20 before 83,088 at Tulane Stadium; **Dec. 10 -** General manager **Victor E. Schwenk** relieved of his duties; **Dec. 19 -** Saints finish season with 4-8-2 record.

1972

Sept. 25 - Saints made first appearance on ABC's Monday Night Football, losing to Kansas City, 20-17. **Dec. 19 -** Saints finish season with 2-11-1 record.

1973

Jan. 29 - Saints selected Oklahoma DE **Derland Moore** as the club's first selection of the NFL Draft (second round-29th overall); **Aug. 26 - John North** replaced **J.D. Roberts** and became the third head coach in team history; **Sept. 25 -** Saints traded WR **Danny Abramowicz** to the San Francisco 49ers for their fourth & fifth round selections in the 1974 draft; **Nov. 4 -** Saints scored first-ever shutout as they blanked Buffalo 13-0 in Tulane Stadium; **Dec. 16 -** Saints finished season with a 5-9 mark, which tied the best record to date for the franchise.

1974

Dec. 8 - Saints shut out the St. Louis Cardinals 14-0 in the franchise's final game in Tulane Stadium...Saints ended their eight-season stay in their first home with a 23-32-1 home record; **Dec. 15 -** Saints finished the season with a 5-9 record.

1975

Aug. 3 - Louisiana Superdome is dedicated; **Aug. 9 -** The first football game is played in the Superdome as the Houston Oilers beat the Saints, 13-7 in a preseason contest before 72,434; **Sept. 28 -** In the first regular season NFL game in the Superdome, the Saints lost to the Cincinnati Bengals, 21-0, before 52,531 spectators; **Oct. 27 - Ernie Hefferle**, Saints' director of pro personnel, named as interim head coach after **John North** was relieved of his duties...**Hefferle** became the fourth head coach in Saints history.

1976

Jan. 20 - Saints hired **Hank Stram** as the club's fifth head coach; **Jan. 26 -** New Orleans hosted the Pro Bowl; **April 8 -** Saints selected California RB **Chuck Muncie** in the first round of the NFL Draft; **July 24 -** FB **Jim Taylor**, who played his final NFL season with the Saints in 1967, was inducted into the Pro Football Hall of Fame; **Sept. 26 - Stram** gained his first victory with the Saints, 27-17 on the road over his old team, Kansas City; **Nov. 21 -** Saints beat Seattle on the road, 51-27 to tie the club record for most points scored in a game; **Dec. 12 -** Under **Stram**, the Saints end the season with 4-10 overall record.

1977

Dec. 18 - Saints finish with 5-11 record...RB **Chuck Muncie** set club single-season rushing mark with 811 yards and TE **Henry Childs** set the Saints single-season TD record with nine.

1978

Jan. 28 - Hank Stram is relieved of his duties as Saints head coach; **Feb. 6 - Dick Nolan** is hired as the Saints' sixth head coach; **June 11 -** QB **Archie Manning** won the NFL's Byron (Whizzer) White Award for his contributions to team, community & country; **Aug. 5** - Saints beat Philadelphia, 14-7 in an exhibition game in Mexico City, the first NFL game played south of the U.S. border; **Dec. 17 -** Saints ended season with a 7-9 record, setting a club mark for wins. **Manning** named NFC MVP by both *The Sporting News* and *UPI* and was selected to the Pro Bowl.

1979

June 5 - Saints moved administrative offices from Lee Circle to Superdome; **Oct. 14 -** Saints set club record for points in one half with 42 in the second half (on six straight possessions) in 42-14 win at Tampa Bay; **Dec. 3 -** RB **Chuck Muncie** rushed for 128 yards vs. Oakland in a Monday Night Football matchup at the Superdome to become first Saint to surpass 1,000-yard milestone on the way to a 1,198-yard season; **Dec. 16 -** Saints ended the season with an 8-8 record after beating eventual NFC champion Rams, 29-14, setting a new club mark for wins; **Dec. 20 - Steve Rosenbloom** was selected as executive VP & general manager of the Saints.

1980

Jan. 27 - RB **Chuck Muncie** is selected as Pro Bowl Most Valuable Player...Saints had a then club-record five Pro Bowl players as QB **Archie Manning**, S **Tommy Myers**, WR **Wes Chandler** and TE **Henry Childs** joined **Muncie**; **April 29 -** Saints selected Colorado T **Stan Brock** with their first selection in the NFL Draft...CB **David Waymer** was the club's second round selection; **Oct. 7** - Saints traded **Muncie** to the San Diego Chargers for the Chargers' second-round selection in 1981 which the Saints later used to select Pittsburgh LB **Rickey Jackson**; **Nov. 24 -** After a 27-7 loss to the Los Angeles Rams on Monday Night Football, head coach **Dick Nolan** was relieved of his duties; **Nov. 25 - Dick Stanfel** replaced **Nolan** in the interim and became the Saints' seventh head coach.

1981

Jan. 20 - General manager **Steve Rosenbloom** resigned; **Jan. 22 - O.A. (Bum) Phillips** is announced as the Saints' eighth head coach; **April 28 -** Saints select South Carolina RB and 1980 Heisman Trophy winner **George Rogers** with the first overall choice in NFL Draft...Rogers is one of 17 selections by Saints...with a second round pick, they would choose Pittsburgh LB **Rickey Jackson**, in what would turn out to be one of the franchise's top drafts...future cornerstones in DE **Frank Warren** (third round), TE **Hoby Brenner** (third round) and DT **Jim Wilks** (12th round) would also come out of the draft; **April 28 -** In his second career game, **Rogers** carries 29 times for a then-club record 162 yards to lead Saints to a 23-17 win vs. the L.A. Rams; **Nov. 8 -** Saints defeated NFC West rival L.A. Rams, 21-13, at Anaheim Stadium to complete series sweep for first time in Saints history; **Dec. 20 - Rogers** gained 107 yards in 21-17 loss to San Francisco and became the NFL's rushing champion (and all-time rookie rusher) with 1,674 yards on the season...Saints finished with a 4-12 mark.

1982

Jan. 31 - RB **George Rogers** is selected to the Pro Bowl; **Feb. 17 - O.A. (Bum) Phillips** is named general manager in addition to his head coach title; **Aug. 7 -** Former DE **Doug Atkins**, who played the final three seasons of his career with the Saints from 1967-69, was inducted into the Pro Football Hall of Fame; **Aug. 25 -** Veteran QB **Ken Stabler** signed with Saints as a free agent; **Sept. 17 -** QB **Archie Manning** was traded to the Houston Oilers for T **Leon Gray**; **Sept. 20 -** NFL players went on strike...seven games were cancelled due to the strike; **Nov. 21 -** NFL games resumed as the Saints defeated Kansas City, 27-17, at the Superdome; **Dec. 19 -** RB **George Rogers** ran for 166 yards at Dallas.

1983

Jan. 2 - Saints defeat Atlanta, 35-6 in the Superdome in a rescheduled game that concluded the nine-game season with a 4-5 record...Saints narrowly missed the playoffs in a complicated labyrinth of tie-breakers; **Sept. 4 -** RB **George Rogers** set team single-game rushing record with 206 yards on 24 carries in 38-17 opening day win over the St. Louis Cardinals; **Sept. 18 -** Saints defeated Chicago, 34-31 at the Superdome in overtime for the first sudden death victory in franchise history; **Dec. 18 -** Saints narrowly miss the playoffs when the Rams' Mike Lansford kicked a 42-yard field goal with :06 left for a 26-24 Los Angeles victory at the Superdome...the Saints finished the season 8-8 with the NFC's second-ranked overall defense and the NFL's top defense against the pass.

1984

Jan. 29 - LB **Rickey Jackson** plays in his first Pro Bowl; **Oct. 9 -** Saints acquired RB **Earl Campbell** from Houston for Saints' first-round draft choice in 1985; **Oct. 22 -** QB **Ken Stabler** announced his retirement; **Nov. 19 -** Saints record first-ever win on prime time with a 27-24 Monday Night Football victory over the Pittsburgh Steelers in the Superdome; **Nov. 26 -** Saints owner **John W. Mecom Jr.** announced that the Saints were for sale for the non-negotiable price of $75 million; **Dec. 15 -** Saints finished the season 7-9.

1985

Jan. 27 - LB **Rickey Jackson**, DE **Bruce Clark** and P **Brian Hansen** represent the Saints at the Pro Bowl; **Feb. 14 -** Negotiations for the sale of the Saints between **John Mecom, Jr.** and Chicago's **A.N. Pritzker** broke off, suddenly thrusting **Tom Benson**, negotiating in a secondary position for several weeks, to the forefront; **March 12 -** New Orleanian **Benson** reached agreement with **Mecom** for the sale of the Saints; **April 26 -** Saints traded RB **George Rogers** and their fifth-, 10th-, and 11th-round selections in the 1985 draft to the Washington Redskins for their top draft pick; **May 31 -** Ownership was transferred from **Mecom** to **Benson** for the sale price of $70.204 million. **Benson** becomes managing general partner of the Saints; **Sept. 22 -** Saints defeat Tampa Bay 20-13 at the Superdome in the first win of **Benson**'s

ownership; **Nov. 25 -** Saints head coach **O.A. (Bum) Phillips** resigned as his son, defensive coordinator **Wade Phillips**, was named interim head coach, the ninth head coach in club history.

1986

Jan. 14 - With **Tom Benson** now able to insert his management team, **Jim Finks** is named president/general manager and joined in franchise ownership; **Jan 28 - Jim Mora** named the Saints' 10th head coach; **Feb. 2 -** LB **Rickey Jackson** and K **Morten Andersen** are the Saints representatives for the Pro Bowl; **April 29 -** Saints selected Virginia T **Jim Dombrowski** with their first pick in the NFL Draft...RB **Dalton Hilliard** was picked in the second round, while RB **Rueben Mayes** and LB **Pat Swilling** were third round draft choices; **Sept. 21 - Mel Gray** broke team record with 101-yard kickoff return for a TD at San Francisco...the return was the Saints' first for a score since 1977; **Nov. 9 -** Saints record fifth shutout in team history in a 6-0 win over the Los Angeles Rams; **Dec. 7 - Mayes** broke the team's single-game rushing record with 207 yards vs. the Miami Dolphins, but his final gain was called back along with the winning TD...the Saints lost 31-27 thriller as **Mayes** finished with 203 rushing yards; **Dec. 21 -** Saints finished season at 7-9...**Mayes** finished with 1,353 yards rushing (fourth in the NFL) and is named consensus Rookie of the Year...he was named to the Pro Bowl along with **Jackson** and **Andersen**.

1987

Sept. 21 - NFLPA announced that players would be on strike following the weekend's games; **Oct. 4 -** Saints defeated the Los Angeles Rams, 37-10, in Superdome before 29,745 fans in club's first replacement game...QB **John Fourcade**, a New Orleans native, led Saints to the win with two TD passes; **Oct 15 -** NFL Players Association announced that the strike is over, but not in time to play the coming weekend's games; **Oct. 18 -** Saints beat Chicago, 19-17, on four **Florian Kempf** FGs in the final replacement game played by the Saints...the replacements posted a 2-1 record; **Oct. 25 -** Saints fall to San Francisco, 24-22, in a Superdome thriller...following the game, head coach **Jim Mora** made his highly-publicized "coulda, woulda, shoulda" proclamation to the media; **Nov. 1 -** On the franchise's 22nd birthday, Saints posted the largest margin of victory in franchise history at the time, shutting out Atlanta 38-0...the win was the first in team-record nine consecutive triumphs to close out the season; **Nov. 29 -** Saints held on with two magnificent goal-line stands in the final quarter to defeat Pittsburgh, 20-16...the victory ensured Saints' first winning record ever; **Dec. 6 -** Saints beat Tampa Bay, 44-34, to lock up team's first playoff appearance; **Dec. 13 -** Saints won seventh straight, 24-10, over the Houston Oilers which gave the Saints home field in the NFC Wild Card game; **Dec. 20 -** Down 24-3 in the second quarter, the Saints rallied behind backup QB **Dave Wilson** for a 31-24 win at Cincinnati, the biggest come-from-behind effort at the time in Saints' history; **Dec. 27 -** Saints beat Green Bay, 33-24, to close with 12-3 record...later that night, San Francisco won their final game which kept the Saints from winning their first division title and gaining home-field advantage in the NFC playoffs.

1988

Jan. 3 - Saints jump out to a 7-0 lead, but Minnesota took a 31-10 halftime advantage on the way to a 44-10 win over New Orleans in the NFC Wild Card game at the Superdome; **Feb. 7 -** A then-club-record six Saints – K **Morten Andersen**, TE **Hoby Brenner**, G **Brad Edelman**, RB **Rueben Mayes**, LB **Sam Mills** and CB **Dave Waymer** – were tabbed for the Pro Bowl...President/General Manager **Jim Finks** was honored as the Sporting News NFL Executive of the Year and coach **Jim Mora** was a unanimous choice for NFL Coach of the Year; **Nov. 20 -** Saints score what was the biggest win in team history in 42-0 romp over the Denver Broncos...the win clinched the Saints' second consecutive winning season; **Dec. 18 -** Saints finish the season with a 10-6 record.

1989

Jan 29 - K **Morten Andersen**, WR **Eric Martin** and LB **Sam Mills** were the Saints' Pro Bowl selections; **April 23 -** The Saints selected Arkansas DE **Wayne Martin** with their first selection in the NFL Draft; **July 6 -** NFL owners meet in Chicago for a first vote for a successor to retiring commissioner **Pete Rozelle**...Saints President/General Manager **Jim Finks**, the only candidate, falls just short of the votes needed for election; **Sept. 10 -** Saints score only opening-day shutout in team history with 28-0 win over Dallas in the Superdome; **Oct. 26 -** NFL owners select **Paul Tagliabue** to succeed **Pete Rozelle** as league commissioner; **Nov. 20 - Tagliabue** appoints **Finks** as chairman of the NFL Competition Committee; **Dec. 24 -** A 41-6 win over Indianapolis gave the Saints a 9-7 record, the Saints' third straight winning season...RB **Dalton Hilliard**, along with LBs **Vaughan Johnson** and **Pat Swilling** were selected to represent the Saints in the Pro Bowl.

1990

Aug. 5 - Saints beat the Raiders, 17-10 in American Bowl in London's Wembley Stadium; **Dec. 31 -** On New Year's Eve, a national TV audience saw K **Morten Andersen** kick a 24-yard field goal with :02 left to beat the Los Angeles Rams 20-17 which evened the Saints' final record at 8-8 and gave the club a berth in the playoffs.

1991

Jan. 6 - Chicago defeats the Saints, 16-6, in the NFC Wild Card game at Soldier Field; **Feb. 3 -** K **Morten Andersen** and LBs **Vaughan Johnson** and **Pat Swilling** represented the Saints in the Pro Bowl; **July 27 -** RB **Earl Campbell**, who played his final two seasons with the Saints from 1984-85, was inducted into the Pro Football Hall of Fame; **Sept. 8 -** The Saints defeated Kansas City, 17-0 for the first 2-0 start in team history...the Saints win seven straight games to open the season; **Dec. 16 -** A 27-0 win over the L.A. Raiders broke a four-game losing streak, clinched a playoff spot and kept the Saints in the hunt for the NFC West title; **Dec. 22 -** In Phoenix, the Saints beat the Cardinals, 27-3 and won their first NFC West title with an 11-5 record, posting the second most wins in club history to date...the defense allowed the fewest points (211) in the league and were second in yards allowed; **Dec. 29 -** The Falcons came from behind to defeat New Orleans 27-20 at the Superdome in an NFC Wild Card playoff.

1992

Feb. 2 - Four Saints were chosen for the Pro Bowl...LBs **Vaughan Johnson**, **Sam Mills** and **Pat Swilling** were named starters, the most linebackers from a team in league history...special teams standout **Bennie Thompson** also made the trip to Honolulu; **Dec. 3 -** A close 22-14 win over the Atlanta Falcons finished a three-game, 11-day stretch which put the Saints in the playoffs for the third consecutive year; **Dec. 26 -** The Saints clinched home-field advantage in the NFC Wild Card game with a 20-0 win over the New York Jets on the road...the Saints finished with a team-best 12-4 mark and led the NFL in least points allowed with a club-record 202...New Orleans also led the NFL in most sacks (57) and least sacks allowed (15), the first time since 1977 that a club led the league in both categories.

1993

Jan. 3 - With the Saints holding a 20-7 lead in the third quarter, the Philadelphia Eagles roared back with 26 fourth-quarter points to win the NFC Wild Card game, 36-20, over the Saints at the Superdome; **Feb. 7 -** Six Saints – LBs **Rickey Jackson**, **Vaughan Johnson**, **Sam Mills** and **Pat Swilling**, K **Morten Andersen** and C **Joel Hilgenberg** – participated in the Pro Bowl, with four linebackers selected from the same team for the first time; **April 25 - Swilling** was traded by the Saints to Detroit for the their first- and fourth-round picks in the 1993 NFL Draft...The Saints picked T **William Roaf** with the eighth overall selection; **April 29 -** At a press conference, Owner **Tom Benson** announces that President/General Manager **Jim Finks** has been diagnosed with cancer. **Finks** entered the hospital on April 26, after the NFL Draft...**Benson** takes over temporarily in Finks' position during his absence; **May 19 -** A sports bill calling in part for renovations to the Superdome and a new practice facility for the Saints passes state lawmakers in a vote in Baton Rouge; **July 14 - Finks** resigned; **July 31 -** The Saints beat Philadelphia, 28-16, in Tokyo, Japan in the third international exhibition game the Saints have played; **Dec. 28 -** LBs **Renaldo Turnbull**, **Rickey Jackson** and PR/KR **Tyrone Hughes** were chosen to the Pro Bowl...**Hughes** was the fourth rookie in club history to receive the honor.

1994

Jan. 2 - Saints close season with a 20-13 win over Cincinnati to finish 8-8; **April 24 -** The Saints chose Louisville DE **Joe Johnson** with their first pick in the NFL Draft; **May 8 -** After battling lung cancer for over a year, former Saints President/GM **Jim Finks** passed away at his Metairie home at the age of 66; **Oct. 23 -** The Saints beat the L.A. Rams, 37-34 at the Superdome as **Tyrone Hughes** returned two kickoffs for TDs on his way to setting or tying seven team and four NFL records.

1995

Jan. 26 - An early-morning fire caused severe damage at the club's Saints Drive practice facility...the two-alarm fire forced the team to move its operation out of the main building that was constructed in 1967; **Feb. 5 -** DE **Wayne Martin** and T **William Roaf** participated in Pro Bowl as first-time selections; **March 13 -** The Superdome Commission approves the sale of $14.5 million in bonds that will go toward the construction of a new practice facility for the Saints in Metairie; **June 8 -** Groundbreaking ceremonies are held for the Saints' new practice facility on Airline Drive in Metairie; **July 29 -** The late **Jim Finks**, who served as the Saints' president/general manager from 1986-93, was inducted into the Pro Football Hall of Fame.

SAINTS TIMELINE

1996

Feb. 4 - T **William Roaf** and CB **Eric Allen** participated in Pro Bowl; **April 15 -** For the first time in club history, the entire Saints organization is housed under one roof with the move to the club's new facility at 5800 Airline Drive in Metairie; **Oct. 21 -** After a 19-7 defeat to the Carolina Panthers a day earlier, Head Coach **Jim Mora**, the longest-tenured coach in all of professional sports at the time, resigned after 10 years with the club...**Mora**, who led the Saints to their first winning seasons and first playoff appearances, ended his stay with a short statement thanking Owner **Tom Benson** and the Saints fans for their support; **Oct. 23 - Rick Venturi**, the Saints' linebackers coach, was named interim head coach, the 11th head coach in team history; **Dec. 12 -** T **William Roaf** was named as a starter for the NFC in the Pro Bowl, his third consecutive appearance.

1997

Jan. 28 - Bill Kuharich was promoted to president/general manager/chief operating officer...**Mike Ditka** was named the 12th head coach in club history; **Oct. 19 -** The Saints were shut out by the Carolina Panthers, 13-0, which snapped the club's 216-game scoring streak, the fifth-longest in NFL history and the second-longest active streak.

1998

Feb. 1 - T **William Roaf** appeared in his fourth consecutive Pro Bowl; **Dec. 19 - Roaf** is selected to his franchise-record fifth consecutive Pro Bowl along with DE **Joe Johnson**, who would appear in his first.

1999

Jan. 21 - Dick Stanfel, who served as offensive line coach from 1997-98 and 1976-80 and head coach for the last four games of 1980, announced his retirement; **April 17 -** The Saints acquired the fifth overall selection from the Washington Redskins in exchange for the Saints' first- and third- through seventh-round draft choices in 1999 and New Orleans' first- and third-round picks in 2000...with the fifth overall pick, the Saints selected Texas RB **Ricky Williams**, the 1998 Heisman Trophy winner...it marks the first time in NFL history that a single player represented a team's entire draft class; **Dec. 7 -** Owner **Tom Benson** released a statement that said, "I will take whatever steps necessary at the end of the regular season to make the New Orleans Saints a winning franchise."; **Dec. 23 -** T **William Roaf** was named to his sixth consecutive Pro Bowl, tying him for the club record in appearances.

2000

Jan. 2 - The Saints finish the 1999 season with a 3-13 overall record; **Jan. 5 -** Owner **Tom Benson** fired 22 employees, including President/General Manager/Chief Operating Officer **Bill Kuharich** and Head Coach **Mike Ditka**; **Jan. 27 - Randy Mueller** was hired as general manager of football operations; **Feb. 3 -** Former Saints assistant coach and Defensive Coordinator **Jim Haslett** was named as the 13th head coach in club history; **March 9 -** Saints named Nicholls State University in Thibodaux, La., as their new summer training camp home; **Oct. 8 -** After a 1-3 start, the Saints reeled off a six-game win streak, starting with a 31-10 win at Chicago; **Nov. 26 -** Saints defeat the defending Super Bowl Champion St. Louis Rams on the road, 31-24, for franchise's 200th all-time victory; **Dec. 10 -** Saints set club record for road victories with a 7-1 mark after a 31-27 comeback win at the San Francisco 49ers...QB **Aaron Brooks** sets a team record for quarterbacks with 108 yards rushing on 11 carries...Saints also set NFL mark for best road record turnaround after an 0-8 record in 1999; **Dec. 18 -** Saints clinched second NFC West title after St. Louis lost, 38-35 at Tampa Bay...the Saints were the seventh team since 1990 to go from last place to a division title the next season; **Dec. 24 -** Saints wrapped up the regular season with a 10-6 mark...the Saints defense set a club mark with 66 sacks, tied for the fifth-most in NFL history...DT **La'Roi Glover** captured the NFL sack title with a club record-tying 17 while DE **Darren Howard** had a club rookie record 11 sacks...WR **Joe Horn** set club marks for receptions (94) and reception yards (1,340); **Dec. 28 -** DE **Joe Johnson** selected NFL Comeback Player of the Year by the *AP* after he missed 1999 with a ruptured patellar tendon in his right knee; **Dec. 30 -** Saints won in postseason for the first time, a 31-28 victory over the Rams in a NFC Wild Card Playoff game at the Superdome...WR **Willie Jackson** tied a NFL postseason mark with three TD catches and **Brooks** threw four TD passes...the win was clinched after the Saints' **Brian Milne** recovered a fumbled fair catch by the Rams' **Az-Zahir Hakim** with 1:51 remaining.

2001

Jan. 6 - Saints lost in the NFC Divisional Playoff at the Minnesota Vikings, 34-16 to end the club's storybook 2000 season...Head Coach **Jim Haslett** was selected as the NFL Coach of the Year by the *AP*; **Feb. 4 -** Six Saints participated in the Pro Bowl in Honolulu: DT **La'Roi Glover**, DE **Joe Johnson** and T **William Roaf,** who had a club-record seventh appearance, started while WR **Joe Horn**, LB **Mark Fields** and LB **Keith Mitchell** were selected as reserves; **April 21 -** Saints picked Mississippi RB **Deuce McAllister** with their first selection in the NFL Draft; **Sept. 30 -** Saints played the first NFL game in New York after the attacks of Sept. 11 in a 21-13 loss at the N.Y. Giants.

2002

Feb. 9 - S **Sammy Knight** and DT **La'Roi Glover** started in the Pro Bowl; **March 8 -** Saints traded RB **Ricky Williams** to the Miami Dolphins for a first-round selection in the 2002 draft and a conditional third-round selection in 2003 (upgraded to a first-round pick in 2003 based on Williams' performance); **May 9 -** Saints released General Manager of Football Operations **Randy Mueller** from his contract; **May 13 -** Saints promoted **Mickey Loomis** to general manager of football operations from director of football administration; **Sept. 22 -** Saints charge back from 20-point deficit vs. Bears at Memorial Stadium in Champaign, Ill...QB **Aaron Brooks** tossed three TDs in the final three quarters, including a 29-yard scoring toss to WR **Donte' Stallworth** with 1:11 remaining that proved to be the game-winner; **Sept. 29 - Stallworth** became the first rookie in 20 years to catch a TD in his first four NFL games; **Oct. 13 -** At Washington, WR **Michael Lewis** became the seventh player in NFL history – and the first in team record books – to return a punt and a kickoff for a touchdown in the same game in a 43-27 victory...his 286 return yards vs. the Redskins ranked as second-highest in Saints history; **Oct. 20 -** Saints improve to 6-1 with 35-27 win over San Francisco in the Superdome. In the win over the 49ers, **Brooks** passed for three touchdowns and ran for another..five of New Orleans' first six victories came over playoff teams from 2001; **Dec. 29 -** RB **Deuce McAllister** rushed for 117 yards on 28 carries in finale vs. Carolina, his eighth 100-yard performance of the season (second-most in club history to the nine RB **George Rogers** posted in 1981)...**Lewis** finished the season with an NFL-record 2,432 yards of combined kickoff and punt return yardage...**Lewis** posted 1,807 yards in kickoff returns and 625 yards in punt returns – both team records...K **John Carney** tied a team mark with 31 field goals, pulling even with K **Morten Andersen**'s total in 1985.

2003

Feb. 2 - Saints represented in Pro Bowl by WR **Joe Horn,** RB **Deuce McAllister**, KR/PR **Michael Lewis** and special teams ace RB **Fred McAfee**; **April 15 -** Club announces 2003 training camp will be held at the team's practice facility in Metairie, La.; **May 13 -** Owner **Tom Benson** announces he will bring an Arena Football League expansion franchise to the city, the New Orleans VooDoo; **Sept. 28 - McAllister** rushes for 101 yards on 17 carries vs. the Indianapolis Colts, beginning a franchise-record streak of nine straight 100-yard performances; **Nov. 2 -** Saints win third straight over defending Super Bowl Champion Buccaneers at Tampa Bay, 17-14...in the game, **McAllister** sets a team record with his sixth straight 100-yard game, and DE **Willie Whitehead** finished with three sacks; **Nov. 16 -** A 23-20 overtime win over the Atlanta Falcons gives the Saints their 100th victory in the Superdome... **McAllister** sets a team record with 237 yards from scrimmage, including 173 rushing; **Nov. 30 - McAllister** rushes for 165 yards on 31 carries in a 24-20 victory at Washington, his ninth straight 100-yard game...the streak tied former Chicago RB Walter Payton and Jacksonville RB Fred Taylor for the third-longest in NFL history...he would be held below the milestone the following week vs. Tampa Bay; **Dec. 14 -** QB **Aaron Brooks** tossed a career-high five TDs, including a club-record four caught by WR **Joe Horn**, in a 45-7 victory over the New York Giants in a nationally-televised game on ESPN...it marked the first time since 1989 that New Orleans posted over 40 points twice in the same season; **Dec. 21 -** In one of the most memorable final plays from scrimmage in NFL history, the Saints pulled off a 75-yard, three-lateral touchdown as time expired to cut Jacksonville's lead to one point...WR **Jerome Pathon** capped the play with a leap into the end zone, but the PAT attempt by K **John Carney** sailed wide right, giving the Jaguars a 20-19 win; **Dec. 28 - McAllister** has 49 yards in the season-ending victory over Dallas, becoming only the second player in club history to go over 1,600 rushing yards in a season.

2004

Feb. 8 - Saints represented in the Pro Bowl by G **LeCharles Bentley** and RB **Deuce McAllister**; **April 24 -** Saints select Ohio State DE **Will Smith** 18th overall in NFL Draft; **Sept. 12 -** WR **Joe Horn** had six receptions for 110 yards in opener vs. Seattle, becoming the first Saints wideout to have over 100 yards in 20 games; **Sept. 19 -** K **John**

Carney kicked three field goals and three PATs vs. San Francisco, giving him 1,446 points to move into 10th place on the NFL's all-time scoring list; **Sept. 26 -** In the only overtime game of the season, a 28-25 win at St. Louis, QB **Aaron Brooks** led the Saints 38 yards on four plays in the final minute to set up a game-tying field goal by **Carney** to send the contest into OT...**Carney** connected on a 31-yard attempt on the Saints' opening possession of overtime to seal the victory; **Nov. 14 - McAllister** rushes for 127 yards on 16 attempts in 27-20 victory vs. Kansas City...his second-quarter touchdown was his fourth straight game with a TD, the longest streak of his career; **Dec. 12 -** P **Mitch Berger** wins NFC Special Teams Player of the Week after dropping four punts inside-the-20 in win at Dallas, part of a five-punt, 230-yard performance; **Dec. 19 -** RB **Aaron Stecker** returns opening kickoff 98 yards against his former team, Tampa Bay...**Stecker** wins NFC Special Teams Player of the Week; **Dec. 26 - Horn** and **Berger** voted to the Pro Bowl; **Dec. 26 -** WR **Michael Lewis** returned a kickoff 96 yards for a touchdown vs. Atlanta, giving the Saints a comfortable lead in the 26-13 victory...for his efforts, **Lewis** is named NFC Special Teams Player of the Week.

2005

Jan. 2 - Saints close 2004 season as one of the NFL's hottest teams, notching their fourth straight victory with a 21-18 win at Carolina to finish 8-8...WR **Joe Horn** hauled in a 44-yard touchdown, giving him a team-record 11 receiving TDs on the season...a potential game-tying field goal was blocked by DE **Tony Bryant** with four seconds left... **Bryant** became the fifth Saint to win the NFC Special Teams Player of the Week award on the season, and the fourth straight...also, RB **Deuce McAllister** rushes for 140 yards, giving him 1,074 on the season...he becomes the first running back in club history to reach the milestone in three straight years; **August 28 -** In anticipation of Hurricane Katrina making landfall on the Gulf Coast, the team and operations staff flew to San Jose, Calif. three days early for the final preseason game at Oakland...the team set up operations in a hotel and practiced at San Jose State University in preparation for the preseason finale; **Sept. 1 -** Following a 13-6 loss to the Raiders, players, coaches and football operations staff flew to San Antonio, Texas, where the club would be forced to conduct their day-to-day business for the 2005 season...the team is soon joined by the club's entire staff; **Sept 8 - Tom Benson** and his family announce the start of the New Orleans Saints Hurricane Katrina Relief Fund to provide aid and assistance to the people of the entire Gulf South region...the fund raised approximately $1 million to benefit local causes; **Sept. 11 -** A 47-yard FG by K **John Carney** with three seconds remaining lifted the Saints to a 23-20 victory at Carolina...after the game, the Saints organization gave game balls to the City of New Orleans and to the Gulf Coast...the presentation capped an emotional trip which began with the reading of a letter to the team from New Orleans Mayor Ray Nagin the night before the contest, a standing pregame ovation from the crowd of 72,920 and culminated by Carney's winning kick...the following week, QB **Aaron Brooks** and **Carney** were featured on the cover of *Sports Illustrated*... **Carney**, who successfully connected on all three of his field goal attempts, was named NFC Special Teams Player of the Week...this marked the fifth consecutive week a Saints player received the honor dating to the last four games of 2005, an NFL record...DE **Will Smith** also became the first Saint to force a fumble in five straight games; **Sept. 19 -** New Orleans falls to the New York Giants, 27-10, in a scheduled home game that was moved to Giants Stadium...this would be the first of three stadiums where the Saints would play a home game in 2005...**McAllister** became the club's all-time rushing leader in the contest; **Sept. 25 -** The Saints defeat Buffalo, 19-7, before 58,688 fans at the Alamodome in San Antonio, Texas, the team's first home game of the regular season in the location where they practiced; **Oct. 30 -** The Saints fall to Miami, 21-6, before 61,643 fans at Tiger Stadium in Baton Rouge, a game which marked the team's return to Louisiana...it was the first regular-season NFL contest played at LSU; **Dec. 7 -** The athletic training staff honored the efforts of the coaches, players and staff in the wake of Hurricane Katrina by selecting the entire organization as the recipient of the 2005 Ed Block Courage Award; **Dec. 22 -** C **LeCharles Bentley** selected to Pro Bowl; **Dec. 30 -** Owner **Tom Benson** announces team will return to Louisiana and their Metairie facility in mid-January.

2006

Jan. 2 - Head Coach **Jim Haslett** is relieved of his duties...the team, led by Executive Vice President/General Manager **Mickey Loomis**, immediately begins a coaching search where several candidates are interviewed; **Jan. 10 -** Club announces new business management team with the promotions of **Rita Benson LeBlanc** to Owner/Executive VP, **Dennis Lauscha** to senior VP/CFO, **Ben Hales** to VP of marketing and business development, **Vicky Neumeyer** to VP/general counsel, and **Mike Stanfield** to VP of ticket and suite sales; **Jan. 17 -** The Saints reopened their administrative offices and practice facility in Metairie; **Jan. 18 - Sean Payton**

named as the 14th head coach in club history; **Feb. 5 -** The NFL announces Saints will return to the Superdome for their first regular-season home game at the stadium since 2004...it's later announced that they would host the Atlanta Falcons Sept. 25; **Feb. 15 -** 27 Louisiana business leaders join to support the Saints' return to New Orleans to form the Saints Business Council; **March 14 -** The Saints agreed to terms with former San Diego QB **Drew Brees** to a five-year contract, the most notable free-agent acquisition in team history...Saints equipment staff selected as Whitey Zimmerman Memorial Award winner for 2005 in a vote by their peers; **April 29 -** Saints pick RB **Reggie Bush** second overall in the NFL Draft; **July 27 -** Saints open their 2006 training camp at Millsaps College in Jackson, Miss; **Sept. 10 -** Saints kick off their 40th regular season and first under **Payton** at Cleveland with a 19-14 victory; **Sept. 25 -** In the first contest at the stadium since it was used as a shelter of last resort during Hurricane Katrina, the Saints christened the refurbished Superdome with a 23-3 victory on Monday Night Football...U2 and Green Day performed before the game; **Nov. 19 - Brees** threw for a club-record 510 yards in a 31-16 loss to Cincinnati at the Superdome...the yardage total was the sixth-highest in NFL history and the Saints set a club record with 595 net yards; **Dec. 3 - Bush** tied a team record with four touchdowns (three rushing and one receiving) in a 34-10 win over San Francisco; **Dec. 10 -** On the national stage of Sunday Night Football, the Saints improved to 9-4 with a 42-17 win at Dallas. **Brees** threw five touchdowns; **Dec. 17 -** Despite a 16-10 loss to the Washington Redskins, the Saints clinch their first NFC South title with losses by Atlanta and Carolina. **Dec. 19 - Brees**, T **Jammal Brown** and DE **Will Smith** are voted to the Pro Bowl as starters. The Saints' coaches would join the threesome as the staff for the NFC squad following the season.

2007

Jan. 13 - The Saints defeated Philadelphia, 27-24, in the NFC Divisional Playoffs at the Superdome...RB **Deuce McAllister** rushed for 143 yards and a TD and added a touchdown reception in the second postseason win in club history; **Jan. 21 -** In the team's first appearance in the NFC Championship Game, the Saints were defeated at Chicago, 39-14...the Saints sliced the Bears' lead to 16-14 in the second half and trailed by four early in the fourth quarter, but a handful of turnovers and miscues proved to be too much to overcome; **Feb. 2 -** After the most memorable year in club history to date, QB **Drew Brees** is voted co-recipient of the NFL Walter Payton Man of the Year Award...it was one of a slew of awards won by Saints personnel following the 2006 season, including **Sean Payton** as a unanimous choice as NFL Coach of the Year and Executive VP/GM **Mickey Loomis** as NFL Executive of the Year by *The Sporting News* and *Pro Football Weekly/PFWA*; **Nov. 4 - Brees** set a team record with 346 passing yards in the first half of a 41-24 win over Jacksonville and his 445-yard total for the game was then the second-most by a Saints passer; **Dec. 23 - Brees** broke what was a 28-year-old franchise record when he completed his 17th consecutive pass, carrying his streak over from the prior week's game...the previous mark of 15 was held by **Archie Manning** and was set in 1979; **Dec. 30 -** Rookie RB **Pierre Thomas** became the first player in Saints history and just the second rookie in NFL history to pick up 100 yards rushing and receiving in the same game, carrying the ball 20 times for 105 yards and catching 12 passes for 121 yards and a touchdown in his first career start at Chicago against the Bears...**Brees** set an NFL record, which he's most recently broken in 2011, when he closed the finale with 440 completions on the year, besting former Oakland QB Rich Gannon, who had held the mark at 418...**Brees** also broke a number of single-season franchise records, including passing yards, attempts, completions, completion percentage and touchdown passes, and also tied the team record of 60 pass attempts in a game.

2008

Feb. 1 - NFL announced that the Saints have been selected to participate in the NFL International Series, scheduling New Orleans to play a home game Oct. 26 against the San Diego Chargers at Wembley Stadium in London, England; **Feb. 29 -** Saints acquired LB **Jonathan Vilma** from the New York Jets for a 2008 fourth-round draft choice and a 2009 conditional choice that would turn out to be a third-round pick; **May 5 - Tom Benson** announced plans to purchase WVUE-TV FOX 8 and created Louisiana Media Company; **Aug. 31 -** With Hurricane Gustav bearing down on New Orleans, the Saints evacuated their football operation to Indianapolis where they would practice for the full week leading up to the opener; **Sept. 7 -** Saints return to New Orleans and opened season with a 24-20 victory over Tampa Bay; **Oct. 2 -** QB **Drew Brees** named NFC Offensive Player of the Month for September after throwing for 1,343 yards and eight touchdowns in the team's first four games; **Oct. 6 -** RB **Reggie Bush** tied an NFL record by returning two punts for touchdowns on Monday Night Football against the Minnesota Vikings, earning NFC Special Teams Player of the Week honors; **Oct. 26 -** Playing in their first regular-season game outside the United States, the Saints defeated the San Diego

Chargers 37-32 at London's Wembley Stadium...**Brees** was named NFC Offensive Player of the Week after throwing for 339 yards and three touchdowns; **Nov. 24 -** In a 51-29 win over Green Bay, the Saints tied a franchise-record for points scored in a single game...RB **Deuce McAllister** broke what was the record for the most touchdowns scored in team history with this 54th on a three-yard run; **Dec. 21 -** RB **Pierre Thomas** tied a team-record by scoring a touchdown in his sixth consecutive game; **Dec. 28 - Brees** finished the season with 5,069 passing yards, what were then the second-most in a season in NFL history, trailing only Dan Marino's 5,084 in 1984...he also set new team records with 34 touchdowns and 10 games with 300 or more passing yards.

2009

Jan. 6 - QB **Drew Brees** named *AP* Offensive Player of the Year; **Feb. 8 - Brees** and T **Jammal Brown** play for the NFC in the Pro Bowl; **March 30 -** Saints announced the team's training camp would be held at their home practice facility in Metairie, La.; **April 30 -** Owner **Tom Benson** and Louisiana Gov. **Bobby Jindal** announced a lease extension that will keep the Saints in New Orleans through 2025 and provide $85 million to upgrade the Superdome...**Benson** also announced that he will purchase the Dominion Tower and develop a festival plaza outside the stadium; **May 19 -** The NFL announced that New Orleans will host Super Bowl XLVII following the 2012 season; **June 19 - Dennis Lauscha** promoted to executive VP/CFO; **Sept. 13 -** Saints opened their season with a 45-27 victory over the Detroit Lions, their most points ever on kickoff weekend...**Brees** tied a club record with six touchdown passes and was named NFC Offensive Player of the Week; **Oct. 1 - Brees** named NFC Offensive Player of the Month for September after leading Saints to 3-0 record and throwing for 1,276 yards and nine TDs; **Oct. 25 -** Saints improved to 6-0 with a 46-34 win at Miami, where they rebounded from a 24-3 deficit, tying their biggest comeback in franchise history...K **John Carney** became the fourth player in NFL history to reach 2,000 career points; **Nov. 8 -** With their 30-20 win over Carolina, the 8-0 Saints now had the best start in team history; **Nov. 22 -** Following their 38-7 win over Tampa Bay to improve their record to 10-0, New Orleans' 10 game winning streak was the longest in franchise history; **Nov. 30 -** In a 38-17 Monday night win over New England, where the Saints averaged a club record 9.6 yards per play, **Brees** completed 18-of-23 passes for 371 yards with five touchdowns...his career-high passer rating of 158.3 was only the second perfect rating in club history...**Brees** was named NFC Offensive Player of the Week; **Dec. 19 -** After falling 24-17 to Dallas, New Orleans finally had a blemish on its record after a club-record 13 straight victories...**Brees** threw his 121st touchdown pass as a Saint, making him the franchise's all-time record holder and also became only the second NFL quarterback to throw for 4,000 yards in four consecutive seasons; **Dec. 27 -** With 21-yard interception return vs. Tampa Bay, S **Darren Sharper** set the NFL single-season record for interception return yardage with 376...in the game, **Brees** completed a club-record 19 straight passes and also tied his club single-season record for TD passes with his 34th; **Dec. 29 - Brees**, G **Jahri Evans**, **Sharper**, T **Jon Stinchcomb** and LB **Jonathan Vilma** were named to the Pro Bowl, later to be joined by C **Jonathan Goodwin** and S **Roman Harper** for a club-record seven total Saints.

2010

Jan. 16 - Saints defeated Arizona, 45-14, in the NFC Divisional Playoffs at Superdome...RB **Reggie Bush** scored TDs on a 46-yard run and an 83-yard punt return; **Jan. 24 -** Saints defeat Minnesota, 31-28, in an overtime thriller in the NFC Championship game at the Superdome, advancing the Saints to the Super Bowl for the first time; **Feb. 6 -** LB **Rickey Jackson** voted to the Pro Football Hall of Fame, becoming the first former Saint to have spent the majority of his career with New Orleans to be elected; **Feb. 7 -** Saints defeat the Indianapolis Colts, 31-17 in Super Bowl XLIV in Miami Gardens, Fla...the Saints overcame an early 10-point deficit as **Brees** was named the game's MVP as he completed 32-of-39 passes for 288 yards with two touchdown passes and a 114.5 passer rating, tying the NFL record for completions in a Super Bowl; **May 11 -** The Saints re-signed G **Jahri Evans** to a seven-year contract; **June 16 -** The entire Saints organization were presented with their Super Bowl XLIV Championship rings at a ceremony at the Roosevelt Hotel in New Orleans; **Sept. 9 -** After their Super Bowl XLIV Championship banner was unveiled at home, the Saints defeated the Minnesota Vikings in the 2010 NFL kickoff contest; **Dec. 5 -** In the second quarter of a come-from-behind 34-30 win at Cincinnati, **Brees** became the club's all-time passing yardage leader. **Dec. 27 -** In a 17-14 Monday night win at Atlanta, New Orleans clinched a playoff berth for the first time in back-to-back seasons since 1991 and 1992.

2011

Jan 8 - Seattle came back from 10-0 and 17-7 first half deficits to defeat New Orleans, 41-36 at Qwest Field in an NFC Wild Card playoff game; **Jan. 30 -** A total of five Saints were chosen for the NFC squad for the Pro Bowl…G **Jahri Evans** was named as a starter for the second consecutive season…QB **Drew Brees**, S **Roman Harper**, G **Carl Nicks** and LB **Jonathan Vilma** also made the trip to Honolulu, with **Vilma** opening the contest with **Evans**; **Apr. 28 -** Saints used the 24th overall pick in the NFL Draft to select California DE **Cameron Jordan** and then acquired the 28th pick from the New England Patriots and selected Alabama RB and 2009 Heisman Trophy winner **Mark Ingram**; **July 29 -** Saints agree to terms with free agent RB **Darren Sproles**...the versatile runner would go on to set an NFL single-season record with 2,696 all-purpose yards in one of the most spectacular all-around performances in club history; **Sept. 18 -** After losing the NFL kickoff contest at Green Bay, 42-34, the Saints evened their record and won their home opener for the fourth consecutive season as they defeated Chicago, 30-13, with QB **Drew Brees** throwing three TDs and running for another and S **Roman Harper** adding two sacks; **Oct. 4 -** Louisiana Governor **Bobby Jindal**, **Tom Benson** and Mercedes-Benz USA announce a 10-year agreement reached between the Saints and Mercedes-Benz USA to rename the club's recently renovated home stadium, the "Mercedes-Benz Superdome;" **Oct. 23 -** In a 62-7 primetime, nationally televised victory over Indianapolis in the newly minted Mercedes-Benz Superdome, the Saints' point total set a new club record and was tied for the highest total since the 1970 AFL-NFL merger...in addition to the club scoring record, they also set team marks for margin of victory (55), first downs (36) and PATs (8). **Brees** completed 31-of-35 passes for 325 yards with five TD throws and a 144.9 rating; **Nov. 6 -** New Orleans' 27-16 win over Tampa Bay marked the start of an eight-game win streak to end the regular season; **Nov. 13 -** A key fourth-and-inches stop from the Atlanta 29-yard line by S **Malcolm Jenkins** in overtime at the Georgia Dome gave the Saints the ball back to set up a game-winning field goal by K **John Kasay** to give them a thrilling 26-23 victory; **Nov. 28 -** The Saints defeated the eventual Super Bowl Champion New York Giants 49-24 in the Mercedes-Benz Superdome on Monday Night Football, in a contest where **Brees** completed 24-of-38 passes for 363 yards with four touchdowns, one rushing score and a 129.6 rating, becoming the first quarterback in team history with four passing touchdowns and one rushing touchdown in a game; **Dec. 18 -** With a 42-20 win at Minnesota, behind 412 yards passing and five TD passes from **Brees**, who set an NFL single-season record with his 11th 300-yard passing game of 2011, New Orleans reached 11 wins for the third straight season for the first time; **Dec. 26 - Brees** breaks Dan Marino's 27-year old single-season passing record of 5,084 yards when he connects on a nine-yard TD to Sproles...**Brees** captured NFC Offensive Player of the Week for the third time in 2011; **Dec. 27 - Brees**, T **Jermon Bushrod**, G **Jahri Evans**, TE **Jimmy Graham** and G **Carl Nicks** were named to the Pro Bowl...**Graham** was selected, on the strength of a sophomore season where set a team receiving record with 99 receptions for 1,310 yards, the second-highest yardage total for a tight end in NFL history, and 11 touchdowns...**Evans** and **Nicks** were selected as starters.

2012

Jan. 1 - With a 45-17 win over Carolina in the regular season finale, the Saints improve to 13-3, tying their regular season record for wins and capturing the NFC South title, qualifying for the playoffs for the third season in a row, also tying a team mark…New Orleans accumulated what was a team single-game record 617 total net yards to run their season total to 7,474, surpassing the NFL single-season mark of 7,075 previously held by the 2000 St. Louis Rams…RB **Darren Sproles** sets the league all-purpose yardage total with 2,696 yards…**Brees** ended his record-setting December/January by capturing NFC Offensive Player of the Month, as he finished with a then-NFL-record 5,476 passing yards and 71.2% completion percentage; **Jan. 7 -** Saints defeat Detroit 45-28 in NFC Wild Card playoff, as **Brees** completes 33-of-43 passes for 466 yards with three TDs, the second-highest single-game passing yardage total in NFL postseason history; **Feb 4 -** T **William Roaf**, who played with New Orleans from 1993-2001 and was selected to the Pro Bowl seven times with the club, was voted to the Pro Football Hall of Fame..on the same evening, **Brees** was named the *AP* NFL Offensive Player of the Year; **May 18 - Tom Benson** and RB **Deuce McAllister** are elected to the Saints Hall of Fame; **May 20 - Benson** announced a restructuring of top management positions, where he assumes the title of Owner/Chairman of the Board, **Rita Benson LeBlanc** being named Owner/Vice Chairman of the Board and **Dennis Lauscha** being promoted to team President; **June 15 - Benson** completes the purchase of the New Orleans Hornets after having been approved by the National Basketball Association's Board of Governors; **July 13 -** The club agrees to terms with **Brees** on a five-year contract. **Oct. 7 - Brees** sets the NFL record on a first quarter 40-yard scoring throw to WR **Devery Henderson** with his 48th consecutive game with a touchdown pass, breaking a mark previously held by Johnny Unitas since 1960…**Brees** is named NFC Offensive

Player of the Week…the 31-24 win also marks the franchise's 300th regular season victory; **Nov. 25 -** WR **Marques Colston** became the club's all-time recordholder with his 56th touchdown vs. San Francisco…**Colston** would also end the season with 532 receptions, tied for the club's all-time lead with WR **Eric Martin**; **Nov. 29 - Brees'** streak of consecutive games with a touchdown pass will end at an NFL-record 54 after failing to throw one at Atlanta; **Dec 23 - Brees** throws for 446 yards, tied for the second-highest total in franchise history, which he reached earlier in the season on September 30 at Green Bay, in leading the Saints to a 34-31 overtime win at Dallas.

2013

Jan. 9 - Head Coach **Sean Payton** is signed to a five-year contract extension; **Jan. 27 -** QB **Drew Brees**, T **Jermon Bushrod** and P **Thomas Morstead** represent the Saints in the Pro Bowl…both **Brees** and **Bushrod** would start the contest; **Apr. 25 -** Saints use the 15th overall pick in the 2013 NFL Draft to select University of Texas S **Kenny Vaccaro**...**Vaccaro** would be a PFWA All-Rookie selection as he started all 14 games he appeared in and posted 93 tackles; **Oct. 6 -** Saints win at Soldier Field for the first time since 2000, as the Saints defeat the Chicago Bears, 26-18 to improve to 5-0...TE **Jimmy Graham** has his fourth consecutive game with 100 yards receiving for the second time in his career, tying the NFL record for tight ends with consecutive 100-yard games; **Oct. 27 -** Saints improve to 6-1 with a 35-17 win over Buffalo at the Mercedes-Benz Superdome...**Brees** completes 26-of-34 passes for 332 yards with five touchdowns as he captures NFC Offensive Player of the Week honors; **Nov. 10 -** Saints improve to 7-1 with a 49-17 win over Dallas in prime-time at the Mercedes-Benz Superdome as the club sets an NFL record with 40 first downs and had a team-record 625 total net yards...**Brees** completes 34-of-41 passes for 392 yards with four touchdowns as he captures NFC Offensive Player of the Week honors. LB **Rickey Jackson**, QB **Archie Manning** and T **William Roaf** inducted into the clubs' newly established Ring of Honor; **Nov. 17 -** With a 23-20 win on a 31-yard game-winning field goal as time expired against San Francisco, the Saints improve to 8-2; **Nov. 21 - Graham** ties a club record with his sixth 100-yard receiving game of the season to help lead the Saints to a 17-13 primetime win at the Georgia Dome to improve to 9-2; **December 8 - Brees** becomes only the fifth player in NFL history to reach 50,000 yards passing as he throws for 313 yards and four touchdowns in helping the Saints defeat the Carolina Panthers in a primetime 31-13 win at the Mercedes-Benz Superdome; **Dec. 27 - Brees**, G **Jahri Evans**, **Graham**, G **Ben Grubbs** and DE **Cameron Jordan** were named to the Pro Bowl...**Brees** was selected for the seventh time as a Saint, tying him for first place in club record books with Pro Football Hall of Fame T **William Roaf**; **Dec. 29 -** With a 42-17 win over Tampa Bay in the regular season finale, the Saints improve to 11-5, qualifying for the playoffs for the fourth time in five seasons…**Brees** captured NFC Offensive Player of the Week honors for the fourth time of the season as he completed 24-of-31 passes for 381 yards and four touchdowns, one of which went to **Graham**, who finished with a franchise-record 16 touchdown grabs, the second-highest scoring grab total all-time in NFL record books for a tight end.

2014

Jan. 4 - Saints defeat Philadelphia 26-24 in NFC Wild Card playoff, as K **Shayne Graham** booted the 32-yard game-winning field goal as time expired to give New Orleans their first road playoff win in franchise history; **Mar 11 -** The club agreed to terms with unrestricted free agent FS **Jairus Byrd** on a six-year contract; **Mar 13 -** Club announces that they will split training camp between their practice facility in Metairie, La. and The Greenbrier in White Sulphur Springs, W.V.; **May 8 -** Saints trade up to the 20th overall pick in the 2014 NFC Draft to select Oregon State WR **Brandin Cooks**.

SEASONRESULTS (1967-70)

HOME GAMES IN BOLD CAPS - All attendance figures from 1990 - present are based on tickets distributed
MN - Monday Night; **SN** - Sunday Night; **TN** - Thursday Night; **FR** - Friday; **SAT** - Saturday

1967: 3-11 (4th-Capitol)

Head Coach: Tom Fears

9/17	**LOS ANGELES RAMS**	**TULANE STADIUM**	**L**	**13-27**	**80,879**
9/24	**WASHINGTON REDSKINS**	**TULANE STADIUM**	**L**	**10-30**	**74,937**
10/1	**CLEVELAND BROWNS**	**TULANE STADIUM**	**L**	**7-42**	**77,045**
10/8	at N.Y. Giants	Yankee Stadium	L	21-27	62,670
10/15	at Dallas Cowboys	Cotton Bowl	L	10-14	64,128
10/22	at San Francisco 49ers	Kezar Stadium	L	13-27	34,285
10/29	**PITTSBURGH STEELERS**	**TULANE STADIUM**	**L**	**10-14**	**68,911**
11/5	**PHILADELPHIA EAGLES**	**TULANE STADIUM**	**W**	**31-24**	**59,596**
11/12	**DALLAS COWBOYS**	**TULANE STADIUM**	**L**	**10-27**	**83,437**
11/19	at Philadelphia Eagles	Franklin Field	L	21-48	60,751
11/26	**ATLANTA FALCONS**	**TULANE STADIUM**	**W**	**27-24**	**83,437**
12/3	at St. Louis Cardinals	Busch Stadium	L	20-31	41,171
12/10	at Baltimore Colts	Memorial Stadium	L	10-30	60,238
12/17	at Washington Redskins	D.C. Stadium	W	30-14	50,486
				233-379	**901,971**

1968: 4-9-1 (3rd-Century)

Head Coach: Tom Fears

9/15	**CLEVELAND BROWNS**	**TULANE STADIUM**	**L**	**10-24**	**74,215**
9/22	**WASHINGTON REDSKINS**	**TULANE STADIUM**	**W**	**31-17**	**65,941**
9/29	**ST. LOUIS CARDINALS**	**TULANE STADIUM**	**L**	**20-21**	**79,021**
10/6	at New York Giants	Yankee Stadium	L	21-38	60,967
10/13	**MINNESOTA VIKINGS**	**TULANE STADIUM**	**W**	**20-17**	**71,105**
10/20	at Pittsburgh Steelers	Pitt Stadium	W	16-12	32,303
10/27	at St. Louis Cardinals	Busch Stadium	L	17-31	45,476
11/3	**DALLAS COWBOYS**	**TULANE STADIUM**	**L**	**3-17**	**84,728**
11/10	at Cleveland Browns	Municipal Stadum	L	17-35	71,025
11/17	at Green Bay Packers (Milw.)	Milwaukee County Stadium	L	7-29	49,644
11/24	at Detroit Lions	Tiger Stadium	T	20-20	46,152
12/1	**CHICAGO BEARS**	**TULANE STADIUM**	**L**	**17-23**	**78,285**
12/8	at Philadelphia Eagles	Franklin Field	L	17-29	57,128
12/15	**PITTSBURGH STEELERS**	**TULANE STADIUM**	**W**	**24-14**	**66,131**
				246-327	**882,121**

1969: 5-9 (3rd-Capitol)

Head Coach: Tom Fears

9/21	**WASHINGTON REDSKINS**	**TULANE STADIUM**	**L**	**20-26**	**73,147**
9/28	**DALLAS COWBOYS**	**TULANE STADIUM**	**L**	**17-21**	**79,567**
10/5	at Los Angeles Rams	L.A. Memorial Coliseum	L	17-36	54,879
10/12	**CLEVELAND BROWNS**	**TULANE STADIUM**	**L**	**17-27**	**71,274**
10/19	**BALTIMORE COLTS**	**TULANE STADIUM**	**L**	**10-30**	**80,636**
10/26	at Philadelphia Eagles	Franklin Field	L	10-13	60,658
11/2	at St. Louis Cardinals	Busch Stadium	W	51-42	46,718
11/9	at Dallas Cowboys	Cotton Bowl	L	17-33	62,282
11/16	at New York Giants	Yankee Stadium	W	25-24	68,927
11/23	**SAN FRANCISCO 49ERS**	**TULANE STADIUM**	**W**	**43-38**	**71,448**
11/30	**PHILADELPHIA EAGLES**	**TULANE STADIUM**	**W**	**26-17**	**72,805**
12/7	at Atlanta Falcons	Atlanta Stadium	L	17-45	57,021
12/14	at Washington Redskins	R.F.K. Stadium	L	14-17	50,354
12/21	**PITTSBURGH STEELERS**	**TULANE STADIUM**	**W**	**27-24**	**72,256**
				311-393	**921,972**

1970: 2-11-1 (4th-NFC West)

Head Coaches: Tom Fears (7 games, 1-5-1) & J.D. Roberts (7 games, 1-6)

9/20	**ATLANTA FALCONS**	**TULANE STADIUM**	**L**	**3-14**	**77,042**
9/27	at Minnesota Vikings	Metropolitan Stadium	L	0-26	47,900
10/4	**NEW YORK GIANTS**	**TULANE STADIUM**	**W**	**14-10**	**69,126**
10/11	at St. Louis Cardinals	Busch Stadium	L	17-24	45,294
10/18	at San Francisco 49ers	Kezar Stadium	T	20-20	39,446

SEASONRESULTS (1970-73)

10/25	at Atlanta Falcons	Atlanta Stadium	L	14-32	58,850
11/1	**L.A. RAMS**	**TULANE STADIUM**	**L**	**17-30**	**77,861**
11/8	**DETROIT LIONS**	**TULANE STADIUM**	**W**	**19-17**	**66,910**
11/15	at Miami Dolphins	Orange Bowl	L	10-21	42,866
11/22	**DENVER BRONCOS**	**TULANE STADIUM**	**L**	**6-31**	**66,837**
11/29	at Cincinnati Bengals	Riverfront Stadium	L	6-26	59,342
12/6	at Los Angeles Rams	L.A. Memorial Coliseum	L	16-34	66,410
12/13	**SAN FRANCISCO 49ERS**	**TULANE STADIUM**	**L**	**27-38**	**61,940**
12/20	**CHICAGO BEARS**	**TULANE STADIUM**	**L**	**3-24**	**63,518**
				172-347	**843,342**

1971: 4-8-2 (4th-NFC West)

Head Coach: J.D. Roberts

9/19	**LOS ANGELES RAMS**	**TULANE STADIUM**	**W**	**24-20**	**70,915**
9/26	**SAN FRANCISCO 49ERS**	**TULANE STADIUM**	**L**	**20-38**	**81,595**
10/3	at Houston Oilers	Astrodome	T	13-13	47,966
10/10	at Chicago Bears	Soldier Field	L	14-35	55,049
10/17	**DALLAS COWBOYS**	**TULANE STADIUM**	**W**	**24-14**	**83,088**
10/24	at Atlanta Falcons	Atlanta Stadium	L	6-28	58,850
10/31	at Washington Redskins	R.F.K. Stadium	L	14-24	53,041
11/7	**OAKLAND RAIDERS**	**TULANE STADIUM**	**T**	**21-21**	**83,102**
11/14	at San Francisco 49ers	Candlestick Park	W	26-20	45,138
11/21	**MINNESOTA VIKINGS**	**TULANE STADIUM**	**L**	**10-23**	**83,130**
11/28	at Green Bay Packers (Milw.)	Milwaukee County Stadium	W	29-21	48,035
12/5	at Los Angeles Rams	L.A. Memorial Coliseum	L	28-45	73,610
12/12	**CLEVELAND BROWNS**	**TULANE STADIUM**	**L**	**17-21**	**72,794**
12/19	**ATLANTA FALCONS**	**TULANE STADIUM**	**L**	**20-24**	**75,954**
				266-347	**932,267**

1972: 2-11-1 (4th-NFC West)

Head Coach: J.D. Roberts

9/17	at Los Angeles Rams	L.A. Memorial Coliseum	L	14-34	66,303
9/25	**KANSAS CITY CHIEFS - MN**	**TULANE STADIUM**	**L**	**17-20**	**70,793**
10/1	**SAN FRANCISCO 49ERS**	**TULANE STADIUM**	**L**	**2-37**	**69,840**
10/8	at New York Giants	Yankee Stadium	L	21-45	62,507
10/15	**ATLANTA FALCONS**	**TULANE STADIUM**	**L**	**14-21**	**66,294**
10/22	at San Francisco 49ers	Candlestick Park	T	20-20	59,167
10/29	**PHILADELPHIA EAGLES**	**TULANE STADIUM**	**W**	**21-3**	**65,664**
11/5	at Minnesota Vikings	Metropolitan Stadium	L	6-37	49,784
11/12	at Atlanta Falcons	Atlanta Stadium	L	20-36	58,850
11/19	at Detroit Lions	Tiger Stadium	L	14-27	53,752
11/26	**LOS ANGELES RAMS**	**TULANE STADIUM**	**W**	**19-16**	**64,325**
12/3	at New York Jets	Shea Stadium	L	17-18	62,496
12/10	**NEW ENGLAND PATRIOTS**	**TULANE STADIUM**	**L**	**10-17**	**64,889**
12/17	**GREEN BAY PACKERS**	**TULANE STADIUM**	**L**	**20-30**	**65,881**
				215-361	**880,545**

1973: 5-9 (3rd-NFC West)

Head Coach: John North

9/16	**ATLANTA FALCONS**	**TULANE STADIUM**	**L**	**7-62**	**66,428**
9/24	at Dallas Cowboys - MN	Texas Stadium	L	3-40	52,715
9/30	at Baltimore Colts	Memorial Stadium	L	10-14	52,293
10/7	**CHICAGO BEARS**	**TULANE STADIUM**	**W**	**21-16**	**56,561**
10/14	**DETROIT LIONS**	**TULANE STADIUM**	**W**	**20-13**	**57,810**
10/21	at San Francisco 49ers	Candlestick Park	L	0-40	52,881
10/28	**WASHINGTON REDSKINS**	**TULANE STADIUM**	**W**	**19-3**	**66,315**
11/4	**BUFFALO BILLS**	**TULANE STADIUM**	**W**	**13-0**	**74,770**
11/11	at Los Angeles Rams	L.A. Memorial Coliseum	L	7-29	70,358
11/18	at San Diego Chargers	San Diego Stadium	L	14-17	38,848
11/25	**LOS ANGELES RAMS**	**TULANE STADIUM**	**L**	**13-24**	**67,192**
12/2	at Green Bay Packers (Milw.)	Milwaukee County Stadium	L	10-30	46,092
12/9	**SAN FRANCISCO 49ERS**	**TULANE STADIUM**	**W**	**16-10**	**62,490**
12/16	at Atlanta Falcons	Atlanta-Fulton County Stadium	L	10-14	34,147
				163-312	**794,900**

SEASONRESULTS (1974-77)

1974: 5-9 (3rd-NFC West)

Head Coach: John North

9/15	**SAN FRANCISCO 49ERS**	**TULANE STADIUM**	**L**	**13-17**	**65,071**
9/22	at Los Angeles Rams	L.A. Memorial Coliseum	L	0-24	64,178
9/29	**ATLANTA FALCONS**	**TULANE STADIUM**	**W**	**14-13**	**62,273**
10/6	at Chicago Bears	Soldier Field	L	10-24	45,818
10/13	at Denver Broncos	Mile High Stadium	L	17-33	51,881
10/20	at Atlanta Falcons	Atlanta Stadium	W	13-3	47,217
10/27	**PHILADELPHIA EAGLES**	**TULANE STADIUM**	**W**	**14-10**	**64,257**
11/3	at Detroit Lions	Tiger Stadium	L	14-19	43,256
11/10	**MIAMI DOLPHINS**	**TULANE STADIUM**	**L**	**0-21**	**74,289**
11/17	**LOS ANGELES RAMS**	**TULANE STADIUM**	**W**	**20-7**	**57,287**
11/25	**PITTSBURGH STEELERS - MN**	**TULANE STADIUM**	**L**	**7-28**	**71,907**
12/1	at Minnesota Vikings	Metropolitan Stadium	L	9-29	44,202
12/8	**ST. LOUIS CARDINALS**	**TULANE STADIUM**	**W**	**14-0**	**57,152**
12/15	at San Francisco 49ers	Candlestick Park	L	21-35	40,418
				166-263	**789,156**

1975: 2-12 (4th-NFC West)

Head Coaches: John North (6 games, 1-5) & Ernie Hefferle (8 games, 1-7)

9/21	at Washington Redskins	R.F.K. Stadium	L	3-41	54,414
9/28	**CINCINNATI BENGALS**	**LOUISIANA SUPERDOME**	**L**	**0-21**	**52,531**
10/5	at Atlanta Falcons	Atlanta Stadium	L	7-14	29,444
10/12	**GREEN BAY PACKERS**	**LOUISIANA SUPERDOME**	**W**	**20-19**	**51,371**
10/19	at San Francisco 49ers	Candlestick Park	L	21-35	39,990
10/26	at Los Angeles Rams	L.A. Memorial Coliseum	L	14-38	54,723
11/2	**ATLANTA FALCONS**	**LOUISIANA SUPERDOME**	**W**	**23-7**	**49,342**
11/9	at Oakland Raiders	Oakland Coliseum	L	10-48	51,267
11/16	**MINNESOTA VIKINGS**	**LOUISIANA SUPERDOME**	**L**	**7-20**	**52,765**
11/23	**SAN FRANCISCO 49ERS**	**LOUISIANA SUPERDOME**	**L**	**6-16**	**40,328**
11/30	at Cleveland Browns	Municipal Stadium	L	16-17	44,753
12/7	**LOS ANGELES RAMS**	**LOUISIANA SUPERDOME**	**L**	**7-14**	**39,358**
12/14	at New York Giants	Shea Stadium	L	14-28	40,150
12/21	**CHICAGO BEARS**	**LOUISIANA SUPERDOME**	**L**	**17-42**	**33,371**
				165-360	**633,807**

1976: 4-10 (3rd-NFC West)

HEAD COACH: Hank Stram

9/12	**MINNESOTA VIKINGS**	**LOUISIANA SUPERDOME**	**L**	**9-40**	**58,156**
9/19	**DALLAS COWBOYS**	**LOUISIANA SUPERDOME**	**L**	**6-24**	**61,413**
9/26	at Kansas City Chiefs	Arrowhead Stadium	W	27-17	53,918
10/3	**HOUSTON OILERS**	**LOUISIANA SUPERDOME**	**L**	**26-31**	**51,973**
10/10	**ATLANTA FALCONS**	**LOUISIANA SUPERDOME**	**W**	**30-0**	**51,521**
10/17	at San Francisco 49ers	Candlestick Park	L	3-33	43,160
10/24	**LOS ANGELES RAMS**	**LOUISIANA SUPERDOME**	**L**	**10-16**	**51,984**
10/31	at Atlanta Falcons	Atlanta-Fulton County Stadium	L	20-23	34,127
11/7	at Green Bay Packers (Milw.)	Milwaukee County Stadium	L	27-32	52,936
11/14	**DETROIT LIONS**	**LOUISIANA SUPERDOME**	**W**	**17-16**	**42,048**
11/21	at Seattle Seahawks	Kingdome	W	51-27	61,865
11/28	at Los Angeles Rams	L.A. Memorial Coliseum	L	14-33	54,906
12/5	at New England Patriots	Schaefer Stadium	L	6-27	53,592
12/12	**SAN FRANCISCO 49ERS**	**LOUISIANA SUPERDOME**	**L**	**7-27**	**42,536**
				253-346	**714,135**

1977: 3-11 (4th-NFC West)

Head Coach: Hank Stram

9/18	**GREEN BAY PACKERS**	**LOUISIANA SUPERDOME**	**L**	**20-24**	**56,250**
9/25	at Detroit Lions	Silverdome	L	19-23	51,548
10/2	at Chicago Bears	Soldier Field	W	42-24	51,488
10/9	**SAN DIEGO CHARGERS**	**LOUISIANA SUPERDOME**	**L**	**0-14**	**53,942**
10/16	at Los Angeles Rams	L.A. Memorial Coliseum	L	7-14	46,045
10/23	at St. Louis Cardinals	Busch Stadium	L	31-49	48,417
10/30	**LOS ANGELES RAMS**	**LOUISIANA SUPERDOME**	**W**	**27-26**	**59,023**
11/6	at Philadelphia Eagles	Veterans Stadium	L	7-28	53,482
11/13	**SAN FRANCISCO 49ERS**	**LOUISIANA SUPERDOME**	**L**	**7-10 OT**	**41,564**

SEASONRESULTS (1977-80)

11/20	**ATLANTA FALCONS**	**LOUISIANA SUPERDOME**	**W**	**21-20**	**43,135**
11/27	at San Francisco 49ers	Candlestick Park	L	17-20	33,702
12/4	**NEW YORK JETS**	**LOUISIANA SUPERDOME**	**L**	**13-16**	**40,464**
12/11	**TAMPA BAY BUCCANEERS**	**LOUISIANA SUPERDOME**	**L**	**14-33**	**40,124**
12/18	at Atlanta Falcons	Atlanta-Fulton County Stadium	L	7-35	36,895
				232-336	**656,079**

1978: 7-9 (3rd-NFC West)

Head Coach: Dick Nolan

9/3	**MINNESOTA VIKINGS**	**LOUISIANA SUPERDOME**	**W**	**31-24**	**54,187**
9/10	at Green Bay Packers (Milw.)	Milwaukee County Stadium	L	17-28	54,336
9/17	**PHILADELPHIA EAGLES**	**LOUISIANA SUPERDOME**	**L**	**17-24**	**49,242**
9/24	at Cincinnati Bengals	Riverfront Stadium	W	20-18	40,455
10/1	**LOS ANGELES RAMS**	**LOUISIANA SUPERDOME**	**L**	**20-26**	**61,659**
10/8	**CLEVELAND BROWNS**	**LOUISIANA SUPERDOME**	**L**	**16-24**	**50,158**
10/15	at San Francisco 49ers	Candlestick Park	W	14-7	37,671
10/22	at Los Angeles Rams	L.A. Memorial Coliseum	W	10-3	47,574
10/29	**NEW YORK GIANTS**	**LOUISIANA SUPERDOME**	**W**	**28-17**	**58,807**
11/5	at Pittsburgh Steelers	Three Rivers Stadium	L	14-20	48,526
11/12	**ATLANTA FALCONS**	**LOUISIANA SUPERDOME**	**L**	**17-20**	**70,323**
11/19	at Dallas Cowboys	Texas Stadium	L	7-27	57,920
11/26	at Atlanta Falcons	Atlanta-Fulton County Stadium	L	17-20	55,521
12/3	**SAN FRANCISCO 49ERS**	**LOUISIANA SUPERDOME**	**W**	**24-13**	**50,068**
12/10	**HOUSTON OILERS**	**LOUISIANA SUPERDOME**	**L**	**12-17**	**63,169**
12/17	at Tampa Bay Buccaneers	Tampa Stadium	W	17-10	51,207
				281-298	**850,823**

1979: 8-8 (2nd-NFC West)

Head Coach: Dick Nolan

9/2	**ATLANTA FALCONS**	**LOUISIANA SUPERDOME**	**L**	**34-40 OT**	**70,940**
9/9	at Green Bay Packers (Milw.)	Milwaukee County Stadium	L	19-28	53,184
9/16	**PHILADELPHIA EAGLES**	**LOUISIANA SUPERDOME**	**L**	**14-26**	**54,212**
9/23	at San Francisco 49ers	Candlestick Park	W	30-21	39,727
9/30	**NEW YORK GIANTS**	**LOUISIANA SUPERDOME**	**W**	**24-14**	**51,543**
10/7	**LOS ANGELES RAMS**	**LOUISIANA SUPERDOME**	**L**	**17-35**	**68,986**
10/14	at Tampa Bay Buccaneers	Tampa Stadium	W	42-14	67,640
10/21	**DETROIT LIONS**	**LOUISIANA SUPERDOME**	**W**	**17-7**	**57,428**
10/28	at Washington Redskins	R.F.K. Stadium	W	14-10	52,133
11/4	at Denver Broncos	Mile High Stadium	L	3-10	74,482
11/11	**SAN FRANCISCO 49ERS**	**LOUISIANA SUPERDOME**	**W**	**31-20**	**65,551**
11/18	at Seattle Seahawks	Kingdome	L	24-38	60,055
11/25	at Atlanta Falcons	Atlanta-Fulton County Stadium	W	37-6	42,815
12/3	**OAKLAND RAIDERS - MN**	**LOUISIANA SUPERDOME**	**L**	**35-42**	**65,541**
12/9	**SAN DIEGO CHARGERS**	**LOUISIANA SUPERDOME**	**L**	**0-35**	**61,059**
12/16	at Los Angeles Rams	L.A. Memorial Coliseum	W	29-14	53,879
				370-360	**939,175**

1980: 1-15 (4th-NFC West)

Head Coaches: Dick Nolan (12 games, 0-12) & Dick Stanfel (4 games, 1-3)

9/7	**SAN FRANCISCO 49ERS**	**LOUISIANA SUPERDOME**	**L**	**23-26**	**58,621**
9/14	at Chicago Bears	Soldier Field	L	3-22	62,523
9/21	**BUFFALO BILLS**	**LOUISIANA SUPERDOME**	**L**	**26-35**	**51,154**
9/28	at Miami Dolphins	Orange Bowl	L	16-21	40,946
10/5	**ST. LOUIS CARDINALS**	**LOUISIANA SUPERDOME**	**L**	**7-40**	**45,388**
10/12	at Detroit Lions	Silverdome	L	13-24	78,147
10/19	**ATLANTA FALCONS**	**LOUISIANA SUPERDOME**	**L**	**14-41**	**62,651**
10/26	at Washington Redskins	R.F.K. Stadium	L	14-22	51,375
11/2	at Los Angeles Rams	Anaheim Stadium	L	31-45	59,909
11/9	**PHILADELPHIA EAGLES**	**LOUISIANA SUPERDOME**	**L**	**21-34**	**44,340**
11/16	at Atlanta Falcons	Atlanta-Fulton County Stadium	L	13-31	53,871
11/24	**LOS ANGELES RAMS - MN**	**LOUISIANA SUPERDOME**	**L**	**7-27**	**53,488**
11/30	**MINNESOTA VIKINGS**	**LOUISIANA SUPERDOME**	**L**	**20-23**	**30,936**
12/7	at San Francisco 49ers	Candlestick Park	L	35-38 OT	37,949
12/14	at New York Jets	Shea Stadium	W	21-20	38,077
12/21	**NEW ENGLAND PATRIOTS**	**LOUISIANA SUPERDOME**	**L**	**27-38**	**38,277**
				291-487	**807,652**

SEASON RESULTS (1981-84)

1981: 4-12 (4th-NFC West)

Head Coach: Bum Phillips

9/6	at Atlanta Falcons	Atlanta-Fulton County Stadium	L	0-27	57,406
9/13	**LOS ANGELES RAMS**	**LOUISIANA SUPERDOME**	**W**	**23-17**	**62,063**
9/20	at New York Giants	Giants Stadium	L	7-20	69,814
9/27	at San Francisco 49ers	Candlestick Park	L	14-21	44,433
10/4	**PITTSBURGH STEELERS**	**LOUISIANA SUPERDOME**	**L**	**6-20**	**64,578**
10/11	**PHILADELPHIA EAGLES**	**LOUISIANA SUPERDOME**	**L**	**14-31**	**52,728**
10/18	at Cleveland Browns	Municipal Stadium	L	17-20	76,059
10/25	**CINCINNATI BENGALS**	**LOUISIANA SUPERDOME**	**W**	**17-7**	**46,336**
11/1	**ATLANTA FALCONS**	**LOUISIANA SUPERDOME**	**L**	**10-41**	**63,637**
11/8	at Los Angeles Rams	Anaheim Stadium	W	21-13	61,068
11/15	at Minnesota Vikings	Metropolitan Stadium	L	10-20	45,215
11/22	at Houston Oilers	Astrodome	W	27-24	49,581
11/29	**TAMPA BAY BUCCANEERS**	**LOUISIANA SUPERDOME**	**L**	**14-31**	**62,209**
12/6	at St. Louis Cardinals	Busch Stadium	L	3-30	46,923
12/13	**GREEN BAY PACKERS**	**LOUISIANA SUPERDOME**	**L**	**7-35**	**45,518**
12/20	**SAN FRANCISCO 49ERS**	**LOUISIANA SUPERDOME**	**L**	**17-21**	**43,639**
				207-378	**891,207**

1982: 4-5 (2nd-NFC West: unofficial due to strike)

Head Coach: Bum Phillips

9/12	**ST. LOUIS CARDINALS**	**LOUISIANA SUPERDOME**	**L**	**7-21**	**58,673**
9/19	at Chicago Bears	Soldier Field	W	10-0	56,600
11/21	**KANSAS CITY CHIEFS**	**LOUISIANA SUPERDOME**	**W**	**27-17**	**39,341**
11/28	at San Francisco 49ers	Candlestick Park	W	23-20	51,611
12/5	**TAMPA BAY BUCCANEERS**	**LOUISIANA SUPERDOME**	**L**	**10-13**	**61,709**
12/12	at Atlanta Falcons	Atlanta-Fulton County Stadium	L	0-35	39,535
12/19	at Dallas Cowboys	Texas Stadium	L	7-21	64,506
12/26	**WASHINGTON REDSKINS**	**LOUISIANA SUPERDOME**	**L**	**10-27**	**48,667**
1/2	**ATLANTA FALCONS**	**LOUISIANA SUPERDOME**	**W**	**35-6**	**47,336**
				129-160	**467,978**

1983: 8-8 (3rd-NFC West)

Head Coach: Bum Phillips

9/4	**ST. LOUIS CARDINALS**	**LOUISIANA SUPERDOME**	**W**	**28-17**	**60,430**
9/11	at Los Angeles Rams	Anaheim Stadium	L	27-30	45,572
9/18	**CHICAGO BEARS**	**LOUISIANA SUPERDOME**	**W**	**34-31 OT**	**64,692**
9/25	at Dallas Cowboys	Texas Stadium	L	20-21	62,136
10/2	**MIAMI DOLPHINS**	**LOUISIANA SUPERDOME**	**W**	**17-7**	**66,489**
10/9	at Atlanta Falcons	Atlanta-Fulton County Stadium	W	19-17	51,654
10/16	**SAN FRANCISCO 49ERS**	**LOUISIANA SUPERDOME**	**L**	**13-32**	**68,154**
10/23	at Tampa Bay Buccaneers	Tampa Stadium	W	24-21	48,242
10/30	at Buffalo Bills	Rich Stadium	L	21-27	49,413
11/6	**ATLANTA FALCONS**	**LOUISIANA SUPERDOME**	**W**	**27-10**	**67,062**
11/13	at San Francisco 49ers	Candlestick Park	L	0-27	40,022
11/21	**NEW YORK JETS - MN**	**LOUISIANA SUPERDOME**	**L**	**28-31**	**68,606**
11/27	**MINNESOTA VIKINGS**	**LOUISIANA SUPERDOME**	**W**	**17-16**	**59,502**
12/4	at New England Patriots	Sullivan Stadium	L	0-7	24,579
12/11	at Philadelphia Eagles	Veterans Stadium	W	20-17 OT	45,182
12/18	**LOS ANGELES RAMS**	**LOUISIANA SUPERDOME**	**L**	**24-26**	**70,148**
				319-337	**891,883**

1984: 7-9 (3rd-NFC West)

Head Coach: Bum Phillips

9/2	**ATLANTA FALCONS**	**LOUISIANA SUPERDOME**	**L**	**28-36**	**66,652**
9/9	**TAMPA BAY BUCCANEERS**	**LOUISIANA SUPERDOME**	**W**	**17-13**	**54,686**
9/16	at San Francisco 49ers	Candlestick Park	L	20-30	57,611
9/23	**ST. LOUIS CARDINALS**	**LOUISIANA SUPERDOME**	**W**	**34-24**	**58,723**
9/30	at Houston Oilers	Astrodome	W	27-10	43,108
10/7	at Chicago Bears	Soldier Field	L	7-20	53,752
10/14	**LOS ANGELES RAMS**	**LOUISIANA SUPERDOME**	**L**	**10-28**	**63,161**
10/21	at Dallas Cowboys - SN	Texas Stadium	L	27-30 OT	50,966
10/28	at Cleveland Browns	Municipal Stadium	W	16-14	52,849

SEASONRESULTS (1984-87)

11/4	**GREEN BAY PACKERS**	**LOUISIANA SUPERDOME**	**L**	**13-23**	**57,426**
11/11	at Atlanta Falcons	Atlanta-Fulton County Stadium	W	17-13	40,590
11/19	**PITTSBURGH STEELERS - MN**	**LOUISIANA SUPERDOME**	**W**	**27-24**	**66,005**
11/25	**SAN FRANCISCO 49ERS**	**LOUISIANA SUPERDOME**	**L**	**3-35**	**65,117**
12/2	at Los Angeles Rams	Anaheim Stadium	L	21-34	49,348
12/9	**CINCINNATI BENGALS**	**LOUISIANA SUPERDOME**	**L**	**21-24**	**40,855**
12/15	at New York Giants	Giants Stadium	W	10-3	63,739
				298-361	**884,588**

1985: 5-11 (3rd-NFC West)

Head Coaches: Bum Phillips (12 games, 4-8) & Wade Phillips (4 games, 1-3)

9/8	**KANSAS CITY CHIEFS**	**LOUISIANA SUPERDOME**	**L**	**27-47**	**57,760**
9/15	at Denver Broncos	Mile High Stadium	L	23-34	74,488
9/22	**TAMPA BAY BUCCANEERS**	**LOUISIANA SUPERDOME**	**W**	**20-13**	**45,320**
9/29	at San Francisco 49ers	Candlestick Park	W	20-17	58,053
10/6	**PHILADELPHIA EAGLES**	**LOUISIANA SUPERDOME**	**W**	**23-21**	**56,364**
10/13	at Los Angeles Raiders	L.A. Memorial Coliseum	L	13-23	48,152
10/20	at Atlanta Falcons	Atlanta-Fulton County Stadium	L	24-31	44,784
10/27	**NEW YORK GIANTS**	**LOUISIANA SUPERDOME**	**L**	**13-21**	**54,082**
11/3	at Los Angeles Rams	Anaheim Stadium	L	10-28	49,030
11/10	**SEATTLE SEAHAWKS**	**LOUISIANA SUPERDOME**	**L**	**3-27**	**47,365**
11/17	at Green Bay Packers (Milw.)	Milwaukee County Stadium	L	14-38	52,104
11/24	at Minnesota Vikings	Metrodome	W	30-23	54,117
12/1	**LOS ANGELES RAMS**	**LOUISIANA SUPERDOME**	**W**	**29-3**	**44,122**
12/8	at St. Louis Cardinals	Busch Stadium	L	16-28	29,527
12/15	**SAN FRANCISCO 49ERS**	**LOUISIANA SUPERDOME**	**L**	**19-31**	**46,065**
12/22	**ATLANTA FALCONS**	**LOUISIANA SUPERDOME**	**L**	**10-16**	**37,717**
				294-401	**799,410**

1986: 7-9 (4th-NFC West)

Head Coach: Jim Mora

9/7	**ATLANTA FALCONS**	**LOUISIANA SUPERDOME**	**L**	**10-31**	**67,950**
9/14	**GREEN BAY PACKERS**	**LOUISIANA SUPERDOME**	**W**	**24-10**	**46,383**
9/21	at San Francisco 49ers	Candlestick Park	L	17-26	58,297
9/28	at New York Giants	Giants Stadium	L	17-20	72,769
10/5	**WASHINGTON REDSKINS**	**LOUISIANA SUPERDOME**	**L**	**6-14**	**57,378**
10/12	at Indianapolis Colts	Hoosier Dome	W	17-14	53,512
10/19	**TAMPA BAY BUCCANEERS**	**LOUISIANA SUPERDOME**	**W**	**38-7**	**43,355**
10/26	at New York Jets	Giants Stadium	L	23-28	44,246
11/2	**SAN FRANCISCO 49ERS**	**LOUISIANA SUPERDOME**	**W**	**23-10**	**53,234**
11/9	**LOS ANGELES RAMS**	**LOUISIANA SUPERDOME**	**W**	**6-0**	**62,352**
11/16	at St. Louis Cardinals	Busch Stadium	W	16-7	32,069
11/23	at Los Angeles Rams	Anaheim Stadium	L	13-26	58,600
11/30	**NEW ENGLAND PATRIOTS**	**LOUISIANA SUPERDOME**	**L**	**20-21**	**58,259**
12/7	**MIAMI DOLPHINS**	**LOUISIANA SUPERDOME**	**L**	**27-31**	**64,761**
12/14	at Atlanta Falcons	Atlanta-Fulton County Stadium	W	14-9	39,994
12/21	at Minnesota Vikings	Metrodome	L	17-33	51,209
				288-287	**864,368**

1987: 12-3 (2nd-NFC West)

Head Coach: Jim Mora

9/13	**CLEVELAND BROWNS**	**LOUISIANA SUPERDOME**	**W**	**28-21**	**59,900**
9/20	at Philadelphia Eagles	Veterans Stadium	L	17-27	57,485
10/4	**LOS ANGELES RAMS**	**LOUISIANA SUPERDOME**	**W**	**37-10**	**29,745**
10/11	at St. Louis Cardinals	Busch Stadium	L	19-24	11,795
10/18	at Chicago Bears	Soldier Field	W	19-17	46,813
10/25	**SAN FRANCISCO 49ERS**	**LOUISIANA SUPERDOME**	**L**	**22-24**	**60,497**
11/1	at Atlanta Falcons	Atlanta-Fulton County Stadium	W	38-0	42,196
11/8	at Los Angeles Rams	Anaheim Stadium	W	31-14	43,379
11/15	at San Francisco 49ers	Candlestick Park	W	26-24	60,436
11/22	**NEW YORK GIANTS**	**LOUISIANA SUPERDOME**	**W**	**23-14**	**67,639**
11/29	at Pittsburgh Steelers	Three Rivers Stadium	W	20-16	47,896
12/6	**TAMPA BAY BUCCANEERS**	**LOUISIANA SUPERDOME**	**W**	**44-34**	**66,471**
12/13	**HOUSTON OILERS**	**LOUISIANA SUPERDOME**	**W**	**24-10**	**68,257**
12/20	at Cincinnati Bengals	Riverfront Stadium	W	41-24	43,424

12/27	**GREEN BAY PACKERS**	**LOUISIANA SUPERDOME**	**W**	**33-24**	**68,364**
				422-283	**774,297**
		NFC Wild Card Playoff			
1/3	**MINNESOTA VIKINGS**	**LOUISIANA SUPERDOME**	**L**	**10-44**	**68,127**

1988: 10-6 (3rd-NFC West)

Head Coach: Jim Mora

9/4	**SAN FRANCISCO 49ERS**	**LOUISIANA SUPERDOME**	**L**	**33-34**	**66,357**
9/11	at Atlanta Falcons	Atlanta-Fulton County Stadium	W	29-21	48,901
9/18	at Detroit Lions	Silverdome	W	22-14	32,943
9/25	**TAMPA BAY BUCCANEERS**	**LOUISIANA SUPERDOME**	**W**	**13-9**	**66,671**
10/3	**DALLAS COWBOYS - MN**	**LOUISIANA SUPERDOME**	**W**	**20-17**	**68,474**
10/9	at San Diego Chargers	Jack Murphy Stadium	W	23-17	42,693
10/16	at Seattle Seahawks	Kingdome	W	20-19	63,569
10/23	**LOS ANGELES RAIDERS**	**LOUISIANA SUPERDOME**	**W**	**20-6**	**66,249**
10/30	**LOS ANGELES RAMS**	**LOUISIANA SUPERDOME**	**L**	**10-12**	**68,238**
11/6	at Washington Redskins	R.F.K. Stadium	L	24-27	54,183
11/13	at Los Angeles Rams	Anaheim Stadium	W	14-10	63,305
11/20	**DENVER BRONCOS**	**LOUISIANA SUPERDOME**	**W**	**42-0**	**68,075**
11/27	**NEW YORK GIANTS - SN**	**LOUISIANA SUPERDOME**	**L**	**12-13**	**66,526**
12/4	at Minnesota Vikings	Metrodome	L	3-45	61,215
12/11	at San Francisco 49ers	Candlestick Park	L	17-30	62,977
12/18	**ATLANTA FALCONS**	**LOUISIANA SUPERDOME**	**W**	**10-9**	**60,566**
				312-283	**960,942**

1989: 9-7 (3rd-NFC West)

Head Coach: Jim Mora

9/10	**DALLAS COWBOYS**	**LOUISIANA SUPERDOME**	**W**	**28-0**		**66,977**
9/17	at Green Bay Packers	Lambeau Field	L	34-35		55,809
9/24	at Tampa Bay Buccaneers	Tampa Stadium	L	10-20		44,053
10/1	**WASHINGTON REDSKINS**	**LOUISIANA SUPERDOME**	**L**	**14-16**		**64,358**
10/8	**SAN FRANCISCO 49ERS**	**LOUISIANA SUPERDOME**	**L**	**20-24**		**60,488**
10/15	**NEW YORK JETS**	**LOUISIANA SUPERDOME**	**W**	**29-14**		**59,521**
10/22	at Los Angeles Rams	Anaheim Stadium	W	40-21		57,567
10/29	**ATLANTA FALCONS**	**LOUISIANA SUPERDOME**	**W**	**20-13**		**65,153**
11/6	at San Francisco 49ers - MN	Candlestick Park	L	13-31		60,667
11/12	at New England Patriots	Sullivan Stadium	W	28-24		47,680
11/19	at Atlanta Falcons	Atlanta-Fulton County Stadium	W	26-17		53,173
11/26	**LOS ANGELES RAMS - SN**	**LOUISIANA SUPERDOME**	**L**	**17-20**	**OT**	**64,274**
12/3	at Detroit Lions	Silverdome	L	14-21		38,550
12/10	at Buffalo Bills	Rich Stadium	W	22-19		70,037
12/18	**PHILADELPHIA EAGLES - MN**	**LOUISIANA SUPERDOME**	**W**	**30-20**		**59,218**
12/24	**INDIANAPOLIS COLTS**	**LOUISIANA SUPERDOME**	**W**	**41-6**		**49,009**
				386-301		**916,534**

1990: 8-8 (2nd-NFC West)

Head Coach: Jim Mora

9/10	**SAN FRANCISCO 49ERS - MN**	**LOUISIANA SUPERDOME**	**L**	**12-13**	**68,629**
9/16	at Minnesota Vikings	Metrodome	L	3-32	56,272
9/23	**PHOENIX CARDINALS**	**LOUISIANA SUPERDOME**	**W**	**28-7**	**61,110**
10/7	at Atlanta Falcons	Atlanta-Fulton County Stadium	L	27-28	57,401
10/14	**CLEVELAND BROWNS**	**LOUISIANA SUPERDOME**	**W**	**25-20**	**68,608**
10/21	at Houston Oilers	Astrodome	L	10-23	57,908
10/28	**DETROIT LIONS**	**LOUISIANA SUPERDOME**	**L**	**10-27**	**64,368**
11/4	at Cincinnati Bengals	Riverfront Stadium	W	21-7	60,067
11/11	**TAMPA BAY BUCCANEERS**	**LOUISIANA SUPERDOME**	**W**	**35-7**	**67,865**
11/18	at Washington Redskins	R.F.K. Stadium	L	17-31	52,573
11/25	**ATLANTA FALCONS**	**LOUISIANA SUPERDOME**	**W**	**10-7**	**68,629**
12/2	at Dallas Cowboys	Texas Stadium	L	13-17	60,087
12/9	at Los Angeles Rams	Anaheim Stadium	W	24-20	56,864
12/16	**PITTSBURGH STEELERS**	**LOUISIANA SUPERDOME**	**L**	**6-9**	**68,582**
12/23	at San Francisco 49ers	Candlestick Park	W	13-10	60,112
12/31	**LOS ANGELES RAMS - MN**	**LOUISIANA SUPERDOME**	**W**	**20-17**	**68,647**
				274-275	**997,722**
		NFC Wild Card Playoff			
1/6	at Chicago Bears	Soldier Field	L	6-16	60,767

SEASONRESULTS (1991-93)

1991: 11-5 (1st-NFC West)

Head Coach: Jim Mora

9/1	**SEATTLE SEAHAWKS**	**LOUISIANA SUPERDOME**	**W**	**27-24**		**68,492**
9/8	at Kansas City Chiefs	Arrowhead Stadium	W	17-10		74,816
9/15	**LOS ANGELES RAMS - SN**	**LOUISIANA SUPERDOME**	**W**	**24-7**		**68,583**
9/22	**MINNESOTA VIKINGS**	**LOUISIANA SUPERDOME**	**W**	**26-0**		**68,591**
9/29	at Atlanta Falcons	Atlanta-Fulton County Stadium	W	27-6		56,556
10/13	at Philadelphia Eagles	Veterans Stadium	W	13-6		64,224
10/20	**TAMPA BAY BUCCANEERS**	**LOUISIANA SUPERDOME**	**W**	**23-7**		**68,591**
10/27	**CHICAGO BEARS**	**LOUISIANA SUPERDOME**	**L**	**17-20**		**68,591**
11/3	at Los Angeles Rams	Anaheim Stadium	W	24-17		58,713
11/10	**SAN FRANCISCO 49ERS**	**LOUISIANA SUPERDOME**	**W**	**10-3**		**68,591**
11/17	at San Diego Chargers	Jack Murphy Stadium	L	21-24		48,420
11/24	**ATLANTA FALCONS - SN**	**LOUISIANA SUPERDOME**	**L**	**20-23**	**OT**	**68,591**
12/1	at San Francisco 49ers	Candlestick Park	L	24-38		62,092
12/8	at Dallas Cowboys	Texas Stadium	L	14-23		64,530
12/16	**LOS ANGELES RAIDERS - MN**	**LOUISIANA SUPERDOME**	**W**	**27-0**		**68,625**
12/22	at Phoenix Cardinals	Sun Devil Stadium	W	27-3		30,928
				341-211		**1,008,934**

NFC Wild Card Playoff

12/28	**ATLANTA FALCONS**	**LOUISIANA SUPERDOME**	**L**	**20-27**		**68,794**

1992: 12-4 (2nd-NFC West)

Head Coach: Jim Mora

9/6	at Philadelphia Eagles	Veterans Stadium	L	13-15		63,513
9/13	**CHICAGO BEARS**	**LOUISIANA SUPERDOME**	**W**	**28-6**		**68,591**
9/20	at Atlanta Falcons	Georgia Dome	W	10-7		67,328
9/27	**SAN FRANCISCO 49ERS - SN**	**LOUISIANA SUPERDOME**	**L**	**10-16**		**68,591**
10/4	at Detroit Lions	Silverdome	W	13-7		66,971
10/11	**LOS ANGELES RAMS - SN**	**LOUISIANA SUPERDOME**	**W**	**13-10**		**68,591**
10/18	at Phoenix Cardinals	Sun Devil Stadium	W	30-21		27,735
11/1	**TAMPA BAY BUCCANEERS**	**LOUISIANA SUPERDOME**	**W**	**23-21**		**68,591**
11/8	at New England Patriots	Foxboro Stadium	W	31-14		45,413
11/15	at San Francisco 49ers	Candlestick Park	L	20-21		64,895
11/23	**WASHINGTON REDSKINS - MN**	**LOUISIANA SUPERDOME**	**W**	**20-3**		**68,591**
11/29	**MIAMI DOLPHINS**	**LOUISIANA SUPERDOME**	**W**	**24-13**		**68,591**
12/3	**ATLANTA FALCONS - TN**	**LOUISIANA SUPERDOME**	**W**	**22-14**		**68,591**
12/13	at Los Angeles Rams	Anaheim Stadium	W	37-14		47,355
12/20	**BUFFALO BILLS**	**LOUISIANA SUPERDOME**	**L**	**16-20**		**68,591**
12/26	at New York Jets - SAT	Giants Stadium	W	20-0		45,614
				330-202		**977,552**

NFC Wild Card Playoff

1/3	**PHILADELPHIA EAGLES**	**LOUISIANA SUPERDOME**	**L**	**20-36**		**68,893**

1993: 8-8 (2nd-NFC West)

Head Coach: Jim Mora

9/5	**HOUSTON OILERS - SN**	**LOUISIANA SUPERDOME**	**W**	**33-21**		**69,029**
9/12	at Atlanta Falcons	Georgia Dome	W	34-31		64,287
9/19	**DETROIT LIONS**	**LOUISIANA SUPERDOME**	**W**	**14-3**		**69,039**
9/26	**SAN FRANCISCO 49ERS**	**LOUISIANA SUPERDOME**	**W**	**16-13**		**69,041**
10/3	at Los Angeles Rams	Anaheim Stadium	W	37-6		50,709
10/17	at Pittsburgh Steelers	Three Rivers Stadium	L	14-37		56,056
10/24	**ATLANTA FALCONS**	**LOUISIANA SUPERDOME**	**L**	**15-26**		**69,043**
10/31	at Phoenix Cardinals	Sun Devil Stadium	W	20-17		36,778
11/14	**GREEN BAY PACKERS**	**LOUISIANA SUPERDOME**	**L**	**17-19**		**69,043**
11/22	at San Francisco 49ers - MN	Candlestick Park	L	7-42		66,500
11/28	at Minnesota Vikings	Metrodome	W	17-14		53,030
12/5	at Cleveland Browns	Municipal Stadium	L	13-17		60,388
12/12	**LOS ANGELES RAMS**	**LOUISIANA SUPERDOME**	**L**	**20-23**		**69,033**
12/20	**NEW YORK GIANTS - MN**	**LOUISIANA SUPERDOME**	**L**	**14-24**		**69,036**
12/26	at Philadelphia Eagles	Veterans Stadium	L	26-37		50,085
1/2	**CINCINNATI BENGALS**	**LOUISIANA SUPERDOME**	**W**	**20-13**		**58,036**
				317-343		**979,133**

SEASON RESULTS (1994-97)

1994: 7-9 (2nd-NFC West)

Head Coach: Jim Mora

9/4	**KANSAS CITY CHIEFS**	**LOUISIANA SUPERDOME**	**L**	**17-30**		**69,362**
9/11	**WASHINGTON REDSKINS**	**LOUISIANA SUPERDOME**	**L**	**24-38**		**58,049**
9/18	at Tampa Bay Buccaneers	Tampa Stadium	W	9-7		45,522
9/25	at San Francisco 49ers	Candlestick Park	L	13-24		63,971
10/2	**NEW YORK GIANTS**	**LOUISIANA SUPERDOME**	**W**	**27-22**		**55,076**
10/9	at Chicago Bears	Soldier Field	L	7-17		63,822
10/16	**SAN DIEGO CHARGERS**	**LOUISIANA SUPERDOME**	**L**	**22-36**		**50,565**
10/23	**LOS ANGELES RAMS**	**LOUISIANA SUPERDOME**	**W**	**37-34**		**47,908**
11/6	at Minnesota Vikings	Metrodome	L	20-21		57,564
11/13	**ATLANTA FALCONS**	**LOUISIANA SUPERDOME**	**W**	**33-32**		**60,313**
11/20	at Los Angeles Raiders	L.A. Memorial Coliseum	L	19-24		41,722
11/28	**SAN FRANCISCO 49ERS - MN**	**LOUISIANA SUPERDOME**	**L**	**14-35**		**61,304**
12/4	at Los Angeles Rams	Anaheim Stadium	W	31-15		34,960
12/11	at Atlanta Falcons - SN	Georgia Dome	W	29-20		61,307
12/19	**DALLAS COWBOYS - MN**	**LOUISIANA SUPERDOME**	**L**	**16-24**		**67,323**
12/24	at Denver Broncos - SAT	Mile High Stadium	W	30-28		64,445
				348-407		**903,213**

1995: 7-9 (5th-NFC West)

Head Coach: Jim Mora

9/3	**SAN FRANCISCO 49ERS**	**LOUISIANA SUPERDOME**	**L**	**22-24**		**66,627**
9/10	at St. Louis Rams	Busch Stadium	L	13-17		59,335
9/17	**ATLANTA FALCONS**	**LOUISIANA SUPERDOME**	**L**	**24-27**	**OT**	**57,442**
9/24	at New York Giants	Giants Stadium	L	29-45		72,619
10/1	**PHILADELPHIA EAGLES**	**LOUISIANA SUPERDOME**	**L**	**10-15**		**43,938**
10/15	**MIAMI DOLPHINS**	**LOUISIANA SUPERDOME**	**W**	**33-30**		**55,628**
10/22	at Carolina Panthers	Clemson Memorial Stadium	L	3-20		55,484
10/29	at San Francisco 49ers	3Com Park	W	11-7		65,272
11/5	**ST. LOUIS RAMS**	**LOUISIANA SUPERDOME**	**W**	**19-10**		**43,120**
11/12	**INDIANAPOLIS COLTS**	**LOUISIANA SUPERDOME**	**W**	**17-14**		**44,122**
11/19	at Minnesota Vikings	Metrodome	L	24-43		58,108
11/26	**CAROLINA PANTHERS - SN**	**LOUISIANA SUPERDOME**	**W**	**34-26**		**39,580**
12/3	at New England Patriots	Foxboro Stadium	W	31-17		59,876
12/10	at Atlanta Falcons	Georgia Dome	L	14-19		54,603
12/16	**GREEN BAY PACKERS - SAT**	**LOUISIANA SUPERDOME**	**L**	**23-34**		**50,132**
12/24	at New York Jets	Giants Stadium	W	12-0		28,885
				319-348		**854,771**

1996: 3-13 (5th-NFC West)

Head Coaches: Jim Mora (8 games, 2-6) & Rick Venturi (8 games, 1-7)

9/1	at San Francisco 49ers	3Com Park	L	11-27		63,970
9/8	**CAROLINA PANTHERS**	**LOUISIANA SUPERDOME**	**L**	**20-22**		**43,288**
9/15	at Cincinnati Bengals	Riverfront Stadium	L	15-30		45,412
9/22	**ARIZONA CARDINALS**	**LOUISIANA SUPERDOME**	**L**	**14-28**		**34,316**
9/29	at Baltimore Ravens	Memorial Stadium	L	10-17		61,063
10/6	**JACKSONVILLE JAGUARS**	**LOUISIANA SUPERDOME**	**W**	**17-13**		**34,231**
10/13	**CHICAGO BEARS**	**LOUISIANA SUPERDOME**	**W**	**27-24**		**43,512**
10/20	at Carolina Panthers	Ericsson Stadium	L	7-19		70,888
11/3	**SAN FRANCISCO 49ERS - SN**	**LOUISIANA SUPERDOME**	**L**	**17-24**		**53,297**
11/10	**HOUSTON OILERS**	**LOUISIANA SUPERDOME**	**L**	**14-31**		**34,121**
11/17	at Atlanta Falcons	Georgia Dome	L	15-17		43,119
11/24	at Tampa Bay Buccaneers	Houlihan's Stadium	L	7-13		40,203
12/1	**ST. LOUIS RAMS**	**LOUISIANA SUPERDOME**	**L**	**10-26**		**26,310**
12/8	**ATLANTA FALCONS**	**LOUISIANA SUPERDOME**	**L**	**15-31**		**32,923**
12/15	at New York Giants	Giants Stadium	W	17- 3		52,530
12/21	at St. Louis Rams	Trans World Dome	L	13-14		57,681
				229-339		**736,864**

1997: 6-10 (4th-NFC West)

Head Coach: Mike Ditka

8/31	at St. Louis Rams	Trans World Dome	L	24-38		64,575
9/7	**SAN DIEGO CHARGERS**	**LOUISIANA SUPERDOME**	**L**	**6-20**		**65,760**
9/14	at San Francisco 49ers	3Com Park	L	7-33		61,838

SEASONRESULTS (1997-2000)

9/21	**DETROIT LIONS**	**LOUISIANA SUPERDOME**	**W**	**35-17**		**50,016**
9/28	at New York Giants	Giants Stadium	L	9-14		68,891
10/5	at Chicago Bears - SN	Soldier Field	W	20-17		58,865
10/12	**ATLANTA FALCONS**	**LOUISIANA SUPERDOME**	**L**	**17-23**		**65,619**
10/19	**CAROLINA PANTHERS**	**LOUISIANA SUPERDOME**	**L**	**0-13**		**50,963**
10/26	**SAN FRANCISCO 49ERS**	**LOUISIANA SUPERDOME**	**L**	**0-23**		**60,443**
11/9	at Oakland Raiders	Oakland Coliseum	W	13-10		40,091
11/16	**SEATTLE SEAHAWKS**	**LOUISIANA SUPERDOME**	**W**	**20-17**	**OT**	**50,493**
11/23	at Atlanta Falcons	Georgia Dome	L	3-20		48,620
11/30	at Carolina Panthers	Ericsson Stadium	W	16-13		57,957
12/7	**ST. LOUIS RAMS**	**LOUISIANA SUPERDOME**	**L**	**27-34**		**54,803**
12/14	**ARIZONA CARDINALS**	**LOUISIANA SUPERDOME**	**W**	**27-10**		**45,517**
12/21	at Kansas City Chiefs	Arrowhead Stadium	L	13-25		66,772
				237-327		**911,223**

1998: 6-10 (3rd-NFC West)

Head Coach: Mike Ditka

9/6	at St. Louis Rams	Trans World Dome	W	24-17		56,943
9/13	**CAROLINA PANTHERS**	**LOUISIANA SUPERDOME**	**W**	**19-14**		**51,915**
9/27	at Indianapolis Colts	RCA Dome	W	19-13	OT	48,480
10/4	**NEW ENGLAND PATRIOTS**	**LOUISIANA SUPERDOME**	**L**	**27-30**		**56,172**
10/11	**SAN FRANCISCO 49ERS**	**LOUISIANA SUPERDOME**	**L**	**0-31**		**62,811**
10/18	at Atlanta Falcons	Georgia Dome	L	23-31		60,774
10/25	**TAMPA BAY BUCCANEERS**	**LOUISIANA SUPERDOME**	**W**	**9-3**		**52,695**
11/1	at Carolina Panthers	Ericsson Stadium	L	17-31		62,514
11/8	at Minnesota Vikings	Metrodome	L	24-31		63,779
11/15	**ST. LOUIS RAMS**	**LOUISIANA SUPERDOME**	**W**	**24-3**		**46,430**
11/22	at San Francisco 49ers - SN	3Com Park	L	20-31		68,429
11/29	at Miami Dolphins	Pro Player Stadium	L	10-30		73,216
12/6	**DALLAS COWBOYS**	**LOUISIANA SUPERDOME**	**W**	**22-3**		**65,065**
12/13	**ATLANTA FALCONS**	**LOUISIANA SUPERDOME**	**L**	**17-27**		**61,678**
12/20	at Arizona Cardinals	Sun Devil Stadium	L	17-19		51,617
12/27	**BUFFALO BILLS**	**LOUISIANA SUPERDOME**	**L**	**33-45**		**39,707**
				305-359		**922,225**

1999: 3-13 (5th-NFC West)

Head Coach: Mike Ditka

9/12	**CAROLINA PANTHERS**	**LOUISIANA SUPERDOME**	**W**	**19-10**		**58,166**
9/19	at San Francisco 49ers	3Com Park	L	21-28		67,685
10/3	at Chicago Bears	Soldier Field	L	10-14		66,944
10/10	**ATLANTA FALCONS**	**LOUISIANA SUPERDOME**	**L**	**17-20**		**57,289**
10/17	**TENNESSEE TITANS**	**LOUISIANA SUPERDOME**	**L**	**21-24**		**51,875**
10/24	at New York Giants	Giants Stadium	L	3-31		77,982
10/31	**CLEVELAND BROWNS**	**LOUISIANA SUPERDOME**	**L**	**16-21**		**48,817**
11/7	**TAMPA BAY BUCCANEERS**	**LOUISIANA SUPERDOME**	**L**	**16-31**		**47,129**
11/14	**SAN FRANCISCO 49ERS**	**LOUISIANA SUPERDOME**	**W**	**24-6**		**52,198**
11/21	at Jacksonville Jaguars - SN	ALLTEL Stadium	L	23-41		69,772
11/28	at St. Louis Rams	Trans World Dome	L	12-43		65,864
12/5	at Atlanta Falcons	Georgia Dome	L	12-35		62,568
12/12	**ST. LOUIS RAMS**	**LOUISIANA SUPERDOME**	**L**	**14-30**		**46,838**
12/19	at Baltimore Ravens	PSINet Stadium	L	8-31		67,597
12/24	**DALLAS COWBOYS - FR**	**LOUISIANA SUPERDOME**	**W**	**31-24**		**47,835**
1/2	at Carolina Panthers	Ericsson Stadium	L	13-45		56,929
				260-434		**945,488**

2000: 10-6 (1st-NFC West)

Head Coach: Jim Haslett

9/3	**DETROIT LIONS**	**LOUISIANA SUPERDOME**	**L**	**10-14**		**64,900**
9/10	at San Diego Chargers	Qualcomm Stadium	W	28-27		51,300
9/17	at Seattle Seahawks	Husky Stadium	L	10-20		59,513
9/24	**PHILADELPHIA EAGLES**	**LOUISIANA SUPERDOME**	**L**	**7-21**		**64,900**
10/8	at Chicago Bears	Soldier Field	W	31-10		66,944
10/15	**CAROLINA PANTHERS**	**LOUISIANA SUPERDOME**	**W**	**24-6**		**50,015**
10/22	at Atlanta Falcons	Georgia Dome	W	21-19		56,508
10/29	at Arizona Cardinals	Sun Devil Stadium	W	21-10		35,016

SEASONRESULTS (2000-03)

11/5	**SAN FRANCISCO 49ERS**	**LOUISIANA SUPERDOME**	**W**	**31-15**	**64,900**
11/12	at Carolina Panthers	Ericsson Stadium	W	20-10	72,981
11/19	**OAKLAND RAIDERS**	**LOUISIANA SUPERDOME**	**L**	**22-31**	**64,900**
11/26	at St. Louis Rams	Trans World Dome	W	31-24	66,064
12/3	**DENVER BRONCOS**	**LOUISIANA SUPERDOME**	**L**	**23-38**	**64,900**
12/10	at San Francisco 49ers	3Com Park	W	31-27	67,892
12/17	**ATLANTA FALCONS**	**LOUISIANA SUPERDOME**	**W**	**23-7**	**64,900**
12/24	**ST. LOUIS RAMS**	**LOUISIANA SUPERDOME**	**L**	**21-26**	**64,900**
				354-305	**980,533**
		NFC Wild Card Playoff			
12/30	**ST. LOUIS RAMS**	**LOUISIANA SUPERDOME**	**W**	**31-28**	**64,900**
		NFC Divisional Playoff			
1/6	at Minnesota Vikings	Metrodome	L	16-34	63,881

2001: 7-9 (3rd-NFC West)

Head Coach: Jim Haslett

9/9	at Buffalo Bills	Ralph Wilson Stadium	W	24-6	71,447
9/30	at New York Giants	Giants Stadium	L	13-21	78,451
10/7	**MINNESOTA VIKINGS**	**LOUISIANA SUPERDOME**	**W**	**28-15**	**70,020**
10/14	at Carolina Panthers	Ericsson Stadium	W	27-25	72,049
10/21	**ATLANTA FALCONS**	**LOUISIANA SUPERDOME**	**L**	**13-20**	**70,020**
10/28	at St. Louis Rams	Dome at America's Center	W	34-31	66,189
11/4	**NEW YORK JETS - SN**	**LOUISIANA SUPERDOME**	**L**	**9-16**	**70,020**
11/11	at San Francisco 49ers	3Com Park	L	27-28	68,083
11/18	**INDIANAPOLIS COLTS**	**LOUISIANA SUPERDOME**	**W**	**34-20**	**70,020**
11/25	at New England Patriots	Foxboro Stadium	L	17-34	60,292
12/2	**CAROLINA PANTHERS**	**LOUISIANA SUPERDOME**	**W**	**27-23**	**70,020**
12/9	at Atlanta Falcons	Georgia Dome	W	28-10	68,826
12/17	**ST. LOUIS RAMS - MN**	**LOUISIANA SUPERDOME**	**L**	**21-34**	**70,332**
12/23	at Tampa Bay Buccaneers	Raymond James Stadium	L	21-48	65,526
12/30	**WASHINGTON REDSKINS - SN**	**LOUISIANA SUPERDOME**	**L**	**10-40**	**70,020**
1/6	**SAN FRANCISCO 49ERS**	**LOUISIANA SUPERDOME**	**L**	**0-38**	**70,020**
				333-409	**1,111,335**

2002: 9-7 (3rd-NFC South)

Head Coach: Jim Haslett

9/8	at Tampa Bay Buccaneers	Raymond James Stadium	W	26-20 OT	65,554
9/15	**GREEN BAY PACKERS**	**LOUISIANA SUPERDOME**	**W**	**35-20**	**67,958**
9/22	at Chicago Bears	Memorial Stadium	W	29-23	63,216
9/29	at Detroit Lions	Ford Field	L	21-26	60,023
10/6	**PITTSBURGH STEELERS**	**LOUISIANA SUPERDOME**	**W**	**32-29**	**67,734**
10/13	at Washington Redskins	FedEx Field	W	43-27	80,768
10/20	**SAN FRANCISCO 49ERS**	**LOUISIANA SUPERDOME**	**W**	**35-27**	**67,903**
10/27	**ATLANTA FALCONS**	**LOUISIANA SUPERDOME**	**L**	**35-37**	**67,883**
11/10	at Carolina Panthers	Ericsson Stadium	W	34-24	72,566
11/17	at Atlanta Falcons	Georgia Dome	L	17-24	70,382
11/24	**CLEVELAND BROWNS**	**LOUISIANA SUPERDOME**	**L**	**15-24**	**68,295**
12/1	**TAMPA BAY BUCCANEERS - SN**	**LOUISIANA SUPERDOME**	**W**	**23-20**	**68,226**
12/8	at Baltimore Ravens	Ravens Stadium	W	37-25	69,334
12/15	**MINNESOTA VIKINGS**	**LOUISIANA SUPERDOME**	**L**	**31-32**	**67,851**
12/22	at Cincinnati Bengals	Paul Brown Stadium	L	13-20	43,544
12/29	**CAROLINA PANTHERS**	**LOUISIANA SUPERDOME**	**L**	**6-10**	**66,946**
				432-388	**1,068,183**

2003: 8-8 (2nd-NFC South)

Head Coach: Jim Haslett

9/7	at Seattle Seahawks	Seahawks Stadium	L	10-27	52,250
9/14	**HOUSTON TEXANS**	**LOUISIANA SUPERDOME**	**W**	**31-10**	**68,390**
9/21	at Tennessee Titans	The Coliseum	L	12-27	68,809
9/28	**INDIANAPOLIS COLTS - SN**	**LOUISIANA SUPERDOME**	**L**	**21-55**	**70,020**
10/5	at Carolina Panthers	Ericsson Stadium	L	13-19	72,496
10/12	**CHICAGO BEARS**	**LOUISIANA SUPERDOME**	**W**	**20-13**	**68,390**
10/19	at Atlanta Falcons	Georgia Dome	W	45-17	70,837
10/26	**CAROLINA PANTHERS**	**LOUISIANA SUPERDOME**	**L**	**20-23 OT**	**68,370**
11/2	at Tampa Bay Buccaneers	Raymond James Stadium	W	17-14	65,524

SEASONRESULTS (2003-06)

11/16	**ATLANTA FALCONS**	**LOUISIANA SUPERDOME**	**W**	**23-20**	**OT**	**68,432**
11/23	at Philadelphia Eagles	Lincoln Financial Field	L	20-33		67,802
11/30	at Washington Redskins	FedEx Field	W	24-20		76,821
12/7	**TAMPA BAY BUCCANEERS**	**LOUISIANA SUPERDOME**	**L**	**7-14**		**68,442**
12/14	**NEW YORK GIANTS - SN**	**LOUISIANA SUPERDOME**	**W**	**45-7**		**68,399**
12/21	at Jacksonville Jaguars	ALLTEL Stadium	L	19-20		49,207
12/28	**DALLAS COWBOYS**	**LOUISIANA SUPERDOME**	**W**	**13-7**		**68,451**
			340-326			**1,072,640**

2004: 8-8 (2nd-NFC South)

Head Coach: Jim Haslett

9/12	**SEATTLE SEAHAWKS**	**LOUISIANA SUPERDOME**	**L**	**7-21**		**64,900**
9/19	**SAN FRANCISCO 49ERS**	**LOUISIANA SUPERDOME**	**W**	**30-27**		**64,900**
9/26	at St. Louis Rams	Edward Jones Dome	W	28-25	OT	65,856
10/3	at Arizona Cardinals	Sun Devil Stadium	L	10-34		28,109
10/10	**TAMPA BAY BUCCANEERS**	**LOUISIANA SUPERDOME**	**L**	**17-20**		**64,900**
10/17	**MINNESOTA VIKINGS - SN**	**LOUISIANA SUPERDOME**	**L**	**31-38**		**64,900**
10/24	at Oakland Raiders	Network Associates Coliseum	W	31-26		45,337
11/7	at San Diego Chargers	Qualcomm Stadium	L	17-43		59,662
11/14	**KANSAS CITY CHIEFS**	**LOUISIANA SUPERDOME**	**W**	**27-20**		**64,900**
11/21	**DENVER BRONCOS**	**LOUISIANA SUPERDOME**	**L**	**13-34**		**64,900**
11/28	at Atlanta Falcons	Georgia Dome	L	21-24		70,521
12/5	**CAROLINA PANTHERS**	**LOUISIANA SUPERDOME**	**L**	**21-32**		**58,878**
12/12	at Dallas Cowboys	Texas Stadium	W	27-13		64,056
12/19	at Tampa Bay Buccaneers	Raymond James Stadium	W	21-17		65,075
12/26	**ATLANTA FALCONS**	**LOUISIANA SUPERDOME**	**W**	**26-13**		**64,900**
1/2	at Carolina Panthers	Bank of America Stadium	W	21-18		73,302
				348-405		**985,096**

2005: 3-13 (4th-NFC South)

Head Coach: Jim Haslett

9/11	at Carolina Panthers	Bank of America Stadium	W	23-20	72,920
9/19	**NEW YORK GIANTS - MN**	**GIANTS STADIUM**	**L**	**10-27**	**68,031**
9/25	at Minnesota Vikings	Metrodome	L	16-33	63,952
10/2	**BUFFALO BILLS**	**ALAMODOME**	**W**	**19-7**	**58,688**
10/9	at Green Bay Packers	Lambeau Field	L	3-52	70,580
10/16	**ATLANTA FALCONS**	**ALAMODOME**	**L**	**31-34**	**65,562**
10/23	at St. Louis Rams	Edward Jones Dome	L	17-28	64,586
10/30	**MIAMI DOLPHINS**	**TIGER STADIUM**	**L**	**6-21**	**61,643**
11/06	**CHICAGO BEARS**	**TIGER STADIUM**	**L**	**17-20**	**32,637**
11/20	at New England Patriots	Gillette Stadium	L	17-24	68,756
11/27	at New York Jets - SN	Giants Stadium	W	21-19	77,152
12/4	**TAMPA BAY BUCCANEERS**	**TIGER STADIUM**	**L**	**3-10**	**34,411**
12/12	at Atlanta Falcons - MN	Georgia Dome	L	17-36	70,083
12/18	**CAROLINA PANTHERS**	**TIGER STADIUM**	**L**	**10-27**	**32,551**
12/24	**DETROIT LIONS**	**ALAMODOME**	**L**	**12-13**	**63,747**
1/1	at Tampa Bay Buccaneers	Raymond James Stadium	L	13-27	65,379
				235-398	**970,678**

2006: 10-6 (1st-NFC South)

Head Coach: Sean Payton

9/10	at Cleveland Browns	Cleveland Browns Stadium	W	19-14	72,915
9/17	at Green Bay Packers	Lambeau Field	W	34-27	70,602
9/25	**ATLANTA FALCONS - MN**	**LOUISIANA SUPERDOME**	**W**	**23-3**	**70,003**
10/1	at Carolina Panthers	Bank of America Stadium	L	18-21	73,392
10/8	**TAMPA BAY BUCCANEERS**	**LOUISIANA SUPERDOME**	**W**	**24-21**	**68,183**
10/15	**PHILADELPHIA EAGLES**	**LOUISIANA SUPERDOME**	**W**	**27-24**	**68,269**
10/29	**BALTIMORE RAVENS**	**LOUISIANA SUPERDOME**	**L**	**22-35**	**69,152**
11/5	Tampa Bay Buccaneers	Raymond James Stadium	W	31-14	65,561
11/12	Pittsburgh Steelers	Heinz Field	L	31-38	68,001
11/19	**CINCINNATI BENGALS**	**LOUISIANA SUPERDOME**	**L**	**16-31**	**68,001**
11/26	Atlanta Falcons	Georgia Dome	W	31-13	70,933
12/3	**SAN FRANCISCO 49ERS**	**LOUISIANA SUPERDOME**	**W**	**34-10**	**68,241**
12/10	at Dallas Cowboys	Texas Stadium	W	42-17	63,722

SEASONRESULTS (2006-09)

12/17	**WASHINGTON REDSKINS**	**LOUISIANA SUPERDOME**	**L**	**10-16**		**69,052**
12/24	at New York Giants	Giants Stadium	W	30-7		78,539
12/31	**CAROLINA PANTHERS**	**LOUISIANA SUPERDOME**	**L**	**21-31**		**69,569**
				413-322		**1,108,045**
		NFC Divisional Playoff				
1/13	**PHILADELPHIA EAGLES**	**LOUISIANA SUPERDOME**	**W**	**27-24**		**70,001**
		NFC Championship Game				
1/21	at Chicago Bears	Soldier Field	L	14-39		61,817

2007: 7-9 (3rd-NFC South)

Head Coach: Sean Payton

9/6	at Indianapolis Colts - TN	RCA Dome	L	10-41		57,361
9/16	at Tampa Bay Buccaneers	Raymond James Stadium	L	14-31		65,178
9/24	**TENNESSEE TITANS - MN**	**LOUISIANA SUPERDOME**	**L**	**14-31**		**70,002**
10/7	**CAROLINA PANTHERS**	**LOUISIANA SUPERDOME**	**L**	**13-16**		**70,001**
10/14	at Seattle Seahawks - SN	Qwest Field	W	28-17		68,296
10/21	**ATLANTA FALCONS**	**LOUISIANA SUPERDOME**	**W**	**22-16**		**69,994**
10/28	at San Francisco 49ers	Monster Park	W	31-10		68,244
11/4	**JACKSONVILLE JAGUARS**	**LOUISIANA SUPERDOME**	**W**	**41-24**		**70,009**
11/11	**ST. LOUIS RAMS**	**LOUISIANA SUPERDOME**	**L**	**29-37**		**70,003**
11/18	at Houston Texans	Reliant Stadium	L	10-23		70,780
11/25	at Carolina Panthers	Bank of America Stadium	W	31-6		72,032
12/2	**TAMPA BAY BUCCANEERS**	**LOUISIANA SUPERDOME**	**L**	**23-27**		**70,009**
12/10	at Atlanta Falcons - MN	Georgia Dome	W	34-14		69,553
12/16	**ARIZONA CARDINALS**	**LOUISIANA SUPERDOME**	**W**	**31-24**		**70,007**
12/23	**PHILADELPHIA EAGLES**	**LOUISIANA SUPERDOME**	**L**	**23-38**		**70,011**
12/30	at Chicago Bears	Soldier Field	L	25-33		62,064
				379-388		**1,093,544**

2008: 8-8 (4th-NFC South)

Head Coach: Sean Payton

9/7	**TAMPA BAY BUCCANEERS**	**LOUISIANA SUPERDOME**	**W**	**24-20**		**69,881**
9/14	at Washington Redskins	FedEx Field	L	24-29		88,246
9/21	at Denver Broncos	INVESCO Field at Mile High	L	32-34		75,713
9/28	**SAN FRANCISCO 49ERS**	**LOUISIANA SUPERDOME**	**W**	**31-17**		**70,008**
10/6	**MINNESOTA VIKINGS - MN**	**LOUISIANA SUPERDOME**	**L**	**27-30**		**70,015**
10/12	**OAKLAND RAIDERS**	**LOUISIANA SUPERDOME**	**W**	**34-3**		**70,068**
10/19	at Carolina Panthers	Bank of America Stadium	L	7-30		73,687
10/26	**SAN DIEGO CHARGERS**	**WEMBLEY STADIUM**	**W**	**37-32**		**83,226**
11/9	at Atlanta Falcons	Georgia Dome	L	20-34		64,826
11/16	at Kansas City Chiefs	Arrowhead Stadium	W	30-20		74,159
11/24	**GREEN BAY PACKERS - MN**	**LOUISIANA SUPERDOME**	**W**	**51-29**		**70,668**
11/30	at Tampa Bay Buccaneers	Raymond James Stadium	L	20-23		64,430
12/7	**ATLANTA FALCONS**	**LOUISIANA SUPERDOME**	**W**	**29-25**		**70,011**
12/11	at Chicago Bears - TN	Soldier Field	L	24-27	OT	61,692
12/21	at Detroit Lions	Ford Field	W	42-7		49,309
12/28	**CAROLINA PANTHERS**	**LOUISIANA SUPERDOME**	**L**	**31-33**		**69,999**
				463-393		**1,125,938**

2009: 13-3 (1st-NFC South)

Head Coach: Sean Payton

9/13	**DETROIT LIONS**	**LOUISIANA SUPERDOME**	**W**	**45-27**		**69,719**
9/20	at Philadelphia Eagles	Lincoln Financial Field	W	48-22		69,144
9/27	at Buffalo Bills	Ralph Wilson Stadium	W	27-7		70,261
10/4	**NEW YORK JETS**	**LOUISIANA SUPERDOME**	**W**	**24-10**		**70,009**
10/18	**NEW YORK GIANTS**	**LOUISIANA SUPERDOME**	**W**	**48-27**		**70,011**
10/25	at Miami Dolphins	LandShark Stadium	W	46-34		66,689
11/2	**ATLANTA FALCONS - MN**	**LOUISIANA SUPERDOME**	**W**	**35-27**		**70,088**
11/8	**CAROLINA PANTHERS**	**LOUISIANA SUPERDOME**	**W**	**30-20**		**70,011**
11/15	at St. Louis Rams	Edward Jones Dome	W	28-23		59,858
11/22	at Tampa Bay Buccaneers	Raymond James Stadium	W	38-7		62,720
11/30	**NEW ENGLAND PATRIOTS - MN**	**LOUISIANA SUPERDOME**	**W**	**38-17**		**70,768**
12/6	at Washington Redskins	FedEx Field	W	33-30	OT	84,520
12/13	at Atlanta Falcons	Georgia Dome	W	26-23		68,930
12/19	**DALLAS COWBOYS - SAT**	**LOUISIANA SUPERDOME**	**L**	**17-24**		**70,213**

SEASONRESULTS (2009-12)

12/27	**TAMPA BAY BUCCANEERS**	**LOUISIANA SUPERDOME**	**L**	**17-20**	**OT**	**70,021**
1/3	at Carolina Panthers	Bank of America Stadium	L	10-23		73,047
				510-341		**1,116,009**
		NFC Divisional Playoff				
1/16	**ARIZONA CARDINALS**	**LOUISIANA SUPERDOME**	**W**	**45-14**		**70,149**
		NFC Championship Game				
1/24	**MINNESOTA VIKINGS**	**LOUISIANA SUPERDOME**	**W**	**31-28**	**OT**	**71,276**
		Super Bowl XLIV - Miami Gardens, Fla.				
2/7	vs. Indianapolis Colts	Sun Life Stadium	W	31-17		74,059

2010: 11-5 (2nd-NFC South)

Head Coach: Sean Payton

9/9	**MINNESOTA VIKINGS - TN**	**LOUISIANA SUPERDOME**	**W**	**14-9**		**70,051**
9/20	at San Francisco 49ers - MN	Candlestick Park	W	25-22		69,732
9/26	**ATLANTA FALCONS**	**LOUISIANA SUPERDOME**	**L**	**24-27**	**OT**	**70,051**
10/3	**CAROLINA PANTHERS**	**LOUISIANA SUPERDOME**	**W**	**16-14**		**70,016**
10/10	at Arizona Cardinals	University of Phoenix Stadium	L	20-30		62,621
10/17	at Tampa Bay Buccaneers	Raymond James Stadium	W	31-6		51,759
10/24	**CLEVELAND BROWNS**	**LOUISIANA SUPERDOME**	**L**	**17-30**		**70,077**
10/31	**PITTSBURGH STEELERS - SN**	**LOUISIANA SUPERDOME**	**W**	**20-10**		**70,011**
11/7	at Carolina Panthers	Bank of America Stadium	W	34-3		73,191
11/21	**SEATTLE SEAHAWKS**	**LOUISIANA SUPERDOME**	**W**	**34-19**		**70,015**
11/25	at Dallas Cowboys - Thur	Cowboys Stadium	W	30-27		93,985
12/5	at Cincinnati Bengals	Paul Brown Stadium	W	34-30		59,963
12/12	**ST. LOUIS RAMS**	**LOUISIANA SUPERDOME**	**W**	**31-13**		**70,015**
12/19	at Baltimore Ravens	M&T Bank Stadium	L	24-30		59,963
12/27	at Atlanta Falcons - MN	Georgia Dome	W	17-14		70,144
1/2	**TAMPA BAY BUCCANEERS**	**LOUISIANA SUPERDOME**	**L**	**13-23**		**70,068**
				384-307		**1,113,131**
		NFC Wild Card Playoff				
1/8	at Seattle Seahawks	Qwest Field	L	36-41		66,336

2011: 13-3 (1st-NFC South)

Head Coach: Sean Payton

9/8	at Green Bay Packers - TN	Lambeau Field	L	34-42		70,555
9/18	**CHICAGO BEARS**	**LOUISIANA SUPERDOME**	**W**	**30-13**		**73,109**
9/25	**HOUSTON TEXANS**	**LOUISIANA SUPERDOME**	**W**	**40-33**		**73,002**
10/2	at Jacksonville Jaguars	EverBank Field	W	23-10		62,471
10/9	at Carolina Panthers	Bank of America Stadium	W	30-27		72,769
10/16	at Tampa Bay Buccaneers	Raymond James Stadium	L	20-26		56,590
10/23	**INDIANAPOLIS COLTS - SN**	**MERCEDES-BENZ SUPERDOME**	**W**	**62-7**		**73,012**
10/30	at St. Louis Rams	Edward Jones Dome	L	21-31		57,179
11/6	**TAMPA BAY BUCCANEERS**	**MERCEDES-BENZ SUPERDOME**	**W**	**27-16**		**73,043**
11/13	at Atlanta Falcons	Georgia Dome	W	26-23	OT	70,359
11/28	**NEW YORK GIANTS - MN**	**MERCEDES-BENZ SUPERDOME**	**W**	**49-24**		**73,068**
12/4	**DETROIT LIONS - SN**	**MERCEDES-BENZ SUPERDOME**	**W**	**31-17**		**73,042**
12/11	at Tennessee Titans	LP Field	W	22-17		69,143
12/18	at Minnesota Vikings	Mall of America Field	W	42-20		62,623
12/26	**ATLANTA FALCONS - MN**	**MERCEDES-BENZ SUPERDOME**	**W**	**45-16**		**73,085**
1/1	**CAROLINA PANTHERS**	**MERCEDES-BENZ SUPERDOME**	**W**	**45-17**		**73,065**
				547-339		**1,106,095**
		NFC Wild Card Playoff				
1/7	**DETROIT LIONS - SAT**	**MERCEDES-BENZ SUPERDOME**	**W**	**45-28**		**73,038**
		NFC Divisional Playoff				
1/14	at San Francisco 49ers - SAT	Candlestick Park	L	32-36		69,732

2012: 7-9 (3rd-NFC South)

Head Coaches: Aaron Kromer (6 games, 2-4) & Joe Vitt (10 games, 5-5)

9/9	**WASHINGTON REDSKINS**	**MERCEDES-BENZ SUPERDOME**	**L**	**32-40**		**72,180**
9/16	at Carolina Panthers	Bank of America	L	27-35		72,879
9/23	**KANSAS CITY CHIEFS**	**MERCEDES-BENZ SUPERDOME**	**L**	**24-27**	**OT**	**72,226**
9/30	at Green Bay Packers	Lambeau Field	L	27-28		70,571
10/7	**SAN DIEGO CHARGERS - SN**	**MERCEDES-BENZ SUPERDOME**	**W**	**31-24**		**73,109**
10/21	at Tampa Bay Buccaneers	Raymond James Stadium	W	35-28		58,906
10/28	at Denver Broncos - SN	Sports Authority Field at Mile High	L	14-34		76,832

SEASONRESULTS (2012-13)

11/5	**PHILADELPHIA EAGLES - MN**	**MERCEDES-BENZ SUPERDOME**	**W**	**28-13**	**73,099**
11/11	**ATLANTA FALCONS**	**MERCEDES-BENZ SUPERDOME**	**W**	**31-27**	**73,126**
11/18	at Oakland Raiders	O.co Coliseum	W	38-17	56,880
11/25	**SAN FRANCISCO 49ERS**	**MERCEDES-BENZ SUPERDOME**	**L**	**21-31**	**73,147**
11/29	at Atlanta Falcons - TN	Georgia Dome	L	13-23	70,514
12/9	at New York Giants	MetLife Stadium	L	27-52	81,437
12/16	**TAMPA BAY BUCCANEERS**	**MERCEDES-BENZ SUPERDOME**	**W**	**41-0**	**73,096**
12/23	at Dallas Cowboys	Cowboys Stadium	W	34-31 OT	92,570
12/30	**CAROLINA PANTHERS**	**MERCEDES-BENZ SUPERDOME**	**L**	**38-44**	**73,124**
				561-454	**1,163,696**

2013: 11-5 (2nd-NFC South)

Head Coach: Sean Payton

9/8	**ATLANTA FALCONS**	**MERCEDES-BENZ SUPERDOME**	**W**	**23-17**	**72,348**
9/15	at Tampa Bay Buccaneers	Raymond James Stadium	W	16-14	60,870
9/22	**ARIZONA CARDINALS**	**MERCEDES-BENZ SUPERDOME**	**W**	**31-7**	**73,057**
9/30	**MIAMI DOLPHINS - MN**	**MERCEDES-BENZ SUPERDOME**	**W**	**38-17**	**73,118**
10/6	at Chicago Bears	Soldier Field	W	26-18	62,361
10/13	at New England Patriots	Gillette Stadium	L	27-30	68,756
10/27	**BUFFALO BILLS**	**MERCEDES-BENZ SUPERDOME**	**W**	**49-17**	**73,018**
11/3	at New York Jets	MetLife Stadium	L	20-26	76,957
11/10	**DALLAS COWBOYS - SN**	**MERCEDES-BENZ SUPERDOME**	**W**	**49-24**	**73,068**
11/17	**SAN FRANCISCO 49ERS**	**MERCEDES-BENZ SUPERDOME**	**W**	**23-20**	**73,025**
11/21	at Atlanta Falcons - TN	Georgia Dome	W	17-13	70,422
12/2	at Seattle Seahawks - MN	CenturyLink Field	L	7-34	68,387
12/8	**CAROLINA PANTHERS - SN**	**MERCEDES-BENZ SUPERDOME**	**W**	**31-13**	**73,089**
12/15	at St. Louis Rams	Edward Jones Dome	L	16-27	58,442
12/22	at Carolina Panthers	Bank of America Stadium	L	13-17	73,825
12/29	**TAMPA BAY BUCCANEERS**	**MERCEDES-BENZ SUPERDOME**	**W**	**42-17**	**73,150**
				414-304	**1,123,230**
		NFC Wild Card Playoff			
1/7	at Philadelphia Eagles - SAT	Lincoln Financial Field	W	26-24	69,144
		NFC Divisional Playoff			
1/14	at Seattle Seahawks - SAT	CenturyLink Field	L	15-23	68,388

Regular Season

	Overall	Pct.	Home	Pct.	Road	Pct.
Totals Since 1967:	**317-400-5**	**.442**	**173-187-1**	**.481**	**144-213-4**	**.404**
Tulane Stadium (1967-74):			**23-32-1**	**.420**		
Mercedes-Benz Superdome (1975-present):			**148-148**	**.500**		
Giants Stadium (2005):			**0-1**	**.000**		
San Antonio Alamodome (2005):			**1-2**	**.333**		
Tiger Stadium (2005):			**0-4**	**.000**		
Wembley Stadium (2008):			**1-0**	**1.000**		

Postseason

Totals	**Overall$**	**Pct.**	**Home**	**Pct.**	**Road**	**Pct.**
	7-9	**.438**	**5-3**	**.625**	**1-6**	**.143**
Mercedes-Benz Superdome (1975-present)			**5-3**	**.625**		

$ - includes Super Bowl XLIV (neutral site).

SERIES RECORDS

REGULAR SEASON (Home Games in Bold)

Arizona Cardinals (13-14-0)

Date	W/L	Score	Site	Attendance
12/3/67	L	20-31	Busch Stadium	41,171
9/29/68	**L**	**20-21**	**Tulane Stadium**	**79,021**
10/27/68	L	17-31	Busch Stadium	45,476
11/2/69	W	51-42	Busch Stadium	46,718
10/11/70	L	17-24	Busch Stadium	45,294
12/8/74	**W**	**14-0**	**Tulane Stadium**	**57,152**
10/23/77	L	31-49	Busch Stadium	48,417
10/5/80	**L**	**7-40**	**Louisiana Superdome**	**45,388**
12/6/81	L	3-30	Busch Stadium	46,923
9/12/82	**L**	**7-21**	**Louisiana Superdome**	**58,673**
9/4/83	**W**	**28-17**	**Louisiana Superdome**	**60,430**
9/23/84	**W**	**34-24**	**Louisiana Superdome**	**58,723**
12/8/85	L	16-28	Busch Stadium	29,527
11/16/86	W	16-7	Busch Stadium	32,069
10/11/87	L	19-24	Busch Stadium	11,795
9/23/90	**W**	**28-7**	**Louisiana Superdome**	**61,110**
12/22/91	W	27-3	Sun Devil Stadium	30,928
10/18/92	W	30-21	Sun Devil Stadium	27,735
10/31/93	W	20-17	Sun Devil Stadium	36,778
9/22/96	**L**	**14-28**	**Louisiana Superdome**	**34,316**
12/14/97	**W**	**27-10**	**Louisiana Superdome**	**45,517**
12/20/98	L	17-19	Sun Devil Stadium	51,617
10/29/00	W	21-10	Sun Devil Stadium	35,016
10/30/04	L	10-34	Sun Devil Stadium	29,109
12/16/07	**W**	**31-24**	**Louisiana Superdome**	**70,007**
10/10/10	L	20-30	Univ. of Phoenix Stadium	62,621
9/22/13	**W**	**31-7**	**Mercedes-Benz Superdome**	**73,057**

Atlanta Falcons (43-46-0)

11/26/67	**W**	**27-24**	**Tulane Stadium**	**83,437**
12/7/69	L	17-45	Atlanta Stadium	51,021
9/20/70	**L**	**3-14**	**Tulane Stadium**	**77,042**
10/25/70	L	14-32	Atlanta Stadium.	58,850
10/24/71	L	6-28	Atlanta Stadium	58,850
12/19/71	**L**	**20-24**	**Tulane Stadium**	**75,954**
10/15/72	**L**	**14-21**	**Tulane Stadium**	**66,294**
11/12/72	L	20-36	Atlanta Stadium	58,850
9/16/73	**L**	**7-62**	**Tulane Stadium**	**66,428**
12/16/73	L	10-14	Atlanta Stadium	34,147
9/29/74	**W**	**14-13**	**Tulane Stadium**	**62,273**
10/20/74	W	13-3	Atlanta Stadium	47,217
10/5/75	L	7-14	Atlanta Stadium	29,444
11/2/75	**W**	**23-7**	**Louisiana Superdome**	**49,342**
10/10/76	**W**	**30-0**	**Louisiana Superdome**	**51,521**
10/31/76	L	20-23	Atlanta-Fulton Co. Std.	34,127
11/20/77	**W**	**21-20**	**Louisiana Superdome**	**43,135**
12/18/77	L	7-35	Atlanta-Fulton Co. Std.	36,895
11/12/78	**L**	**17-20**	**Louisiana Superdome**	**70,323**
11/26/78	L	17-20	Atlanta-Fulton Co. Std.	55,121
9/2/79	**L**	**34-40 ot**	**Louisiana Superdome**	**70,940**
11/25/79	W	37-6	Atlanta-Fulton Co. Std.	42,815
10/19/80	**L**	**14-41**	**Louisiana Superdome**	**62,651**
11/16/80	L	13-31	Atlanta-Fulton Co. Std.	53,871
9/6/81	L	0-27	Atlanta-Fulton Co. Std.	57,406
11/1/81	**L**	**10-41**	**Louisiana Superdome**	**63,637**
12/12/82	L	0-35	Atlanta-Fulton Co. Std.	39,535
1/2/83	**W**	**35-6**	**Louisiana Superdome**	**47,336**
10/9/83	W	19-17	Atlanta-Fulton Co. Std.	51,654
11/6/83	**W**	**27-10**	**Louisiana Superdome**	**67,062**
9/2/84	**L**	**28-36**	**Louisiana Superdome**	**66,652**
11/11/84	W	17-13	Atlanta-Fulton Co. Std.	40,590
10/20/85	L	24-31	Atlanta-Fulton Co. Std.	44,784
12/22/85	**L**	**10-16**	**Louisiana Superdome**	**37,717**
9/7/86	**L**	**10-31**	**Louisiana Superdome**	**67,950**
12/14/86	W	14-9	Atlanta-Fulton Co. Std.	39,994
11/1/87	W	38-0	Atlanta-Fulton Co. Std.	42,196
9/11/88	W	29-21	Atlanta-Fulton Co. Std.	48,901
12/18/88	**W**	**10-9**	**Louisiana Superdome**	**60,566**
10/29/89	**W**	**20-13**	**Louisiana Superdome**	**65,153**
11/19/89	W	26-17	Atlanta-Fulton Co. Std.	53,173
10/7/90	L	27-28	Atlanta-Fulton Co. Std.	57,401
11/25/90	**W**	**10-7**	**Louisiana Superdome**	**68,629**
9/29/91	W	27-6	Atlanta-Fulton Co. Std.	56,556
11/24/91	**L**	**20-23 ot**	**Louisiana Superdome**	**68,591**
9/20/92	W	10-7	Georgia Dome	67,328
12/3/92	**W**	**22-14**	**Louisiana Superdome**	**68,591**
9/12/93	W	34-31	Georgia Dome	64,287
10/24/93	**L**	**15-26**	**Louisiana Superdome**	**69,043**
11/13/94	**W**	**33-32**	**Louisiana Superdome**	**60,313**
12/11/94	W	29-20	Georgia Dome	61,307
9/17/95	**L**	**24-27 ot**	**Louisiana Superdome**	**57,442**
12/10/95	L	14-19	Georgia Dome	54,603
11/17/96	L	15-17	Georgia Dome	43,119
12/8/96	**L**	**15-31**	**Louisiana Superdome**	**32,923**
10/12/97	**L**	**17-23**	**Louisiana Superdome**	**65,619**
11/23/97	L	3-20	Georgia Dome	48,620
10/18/98	L	23-31	Georgia Dome	60,774
12/13/98	**L**	**17-27**	**Louisiana Superdome**	**61,678**
10/10/99	**L**	**17-20**	**Louisiana Superdome**	**57,289**
12/5/99	L	12-35	Georgia Dome	62,568
10/22/00	W	21-19	Georgia Dome	56,508
12/17/00	**W**	**23-7**	**Louisiana Superdome**	**64,900**
10/21/01	**L**	**13-20**	**Louisiana Superdome**	**70,020**
12/9/01	W	28-10	Georgia Dome	68,826
10/27/02	**L**	**35-37**	**Louisiana Superdome**	**67,883**
11/17/02	L	17-24	Georgia Dome	70,382
10/19/03	W	45-17	Georgia Dome	70,837
11/16/03	**W**	**23-20 ot**	**Louisiana Superdome**	**68,432**
11/28/04	L	21-24	Georgia Dome	70,521
12/26/04	**W**	**26-13**	**Louisiana Superdome**	**64,900**
10/16/05	**L**	**31-34**	**Alamodome**	**65,562**
12/12/05	L	17-36	Georgia Dome	70,083
9/25/06	**W**	**23-3**	**Louisiana Superdome**	**70,003**
11/26/06	W	31-13	Georgia Dome	70,933
10/21/07	**W**	**22-16**	**Louisiana Superdome**	**69,994**
12/10/07	W	34-14	Georgia Dome	69,553
11/9/08	L	20-34	Georgia Dome	64,826
12/7/08	**W**	**29-25**	**Louisiana Superdome**	**70,011**
11/2/09	**W**	**35-27**	**Louisiana Superdome**	**70,088**
12/13/09	W	26-23	Georgia Dome	68,930
9/26/10	**L**	**24-27 ot**	**Louisiana Superdome**	**70,051**
12/27/10	W	17-14	Georgia Dome	70,144
11/13/11	W	26-23 ot	Georgia Dome	70,359
12/26/11	**W**	**45-16**	**Mercedes-Benz Superdome**	**73,085**
11/11/12	**W**	**31-27**	**Mercedes-Benz Superdome**	**73,126**
11/29/12	L	13-23	Georgia Dome	70,514
9/8/13	**W**	**23-17**	**Mercedes-Benz Superdome**	**72,348**
11/21/13	W	17-13	Georgia Dome	70,422

Baltimore Ravens (1-4-0)

9/29/96	L	10-17	Memorial Stadium	61,063
12/19/99	L	8-31	PSINet Stadium	67,597
12/8/02	W	37-25	Ravens Stadium	69,334
10/29/06	**L**	**22-35**	**Louisiana Superdome**	**69,152**
12/19/10	L	24-30	M&T Bank Stadium	71,432

Buffalo Bills (6-4-0)

11/4/73	**W**	**13-0**	**Tulane Stadium**	**74,770**
9/21/80	**L**	**26-35**	**Louisiana Superdome**	**51,154**
10/30/83	L	21-27	Rich Stadium	49,413
12/10/89	W	22-19	Rich Stadium	70,037
12/20/92	**L**	**16-20**	**Louisiana Superdome**	**68,591**
12/27/98	**L**	**33-45**	**Louisiana Superdome**	**39,707**
9/9/01	W	24-6	Ralph Wilson Stadium	71,447
10/2/05	**W**	**19-7**	**Alamodome**	**58,688**
9/27/09	W	27-7	Ralph Wilson Stadium	70,261
10/27/13	**W**	**35-17**	**Mercedes-Benz Superdome**	**72,405**

Carolina Panthers (18-20-0)

10/22/95	L	3-20	Clemson Memorial Std.	55,484
11/26/95	**W**	**34-26**	**Louisiana Superdome**	**39,580**
9/8/96	**L**	**20-22**	**Louisiana Superdome**	**43,288**
10/20/96	L	7-19	Ericsson Stadium	70,888
10/19/97	**L**	**0-13**	**Louisiana Superdome**	**50,963**
11/30/97	W	16-13	Ericsson Stadium	57,957
9/13/98	**W**	**19-14**	**Louisiana Superdome**	**51,915**
11/1/98	L	17-31	Ericsson Stadium	62,514
9/12/99	**W**	**19-10**	**Louisiana Superdome**	**58,166**
1/2/00	L	13-45	Ericsson Stadium	56,929
10/15/00	**W**	**24-6**	**Louisiana Superdome**	**50,015**
11/12/00	W	20-10	Ericsson Stadium	72,981
10/14/01	W	27-25	Ericsson Stadium	72,049
12/2/01	**W**	**27-23**	**Louisiana Superdome**	**70,020**
11/10/02	W	34-24	Ericsson Stadium	72,566
12/29/02	**L**	**6-10**	**Louisiana Superdome**	**66,946**
10/5/03	L	13-19	Ericsson Stadium	72,496
10/26/03	**L**	**20-23 ot**	**Louisiana Superdome**	**68,370**
12/05/04	**L**	**21-32**	**Louisiana Superdome**	**58,878**
1/2/05	W	21-18	Bank of America Stadium	73,302
9/11/05	W	23-20	Bank of America Stadium	72,920
12/18/05	**L**	**10-27**	**Tiger Stadium**	**32,551**
10/1/06	L	18-21	Bank of America Stadium	73,392
12/31/06	**L**	**21-31**	**Louisiana Superdome**	**69,569**
10/7/07	**L**	**13-16**	**Louisiana Superdome**	**70,001**
11/25/07	W	31-6	Bank of America Stadium	72,032
10/19/08	L	7-30	Bank of America Stadium	73,687
12/28/08	**L**	**31-33**	**Louisiana Superdome**	**69,999**
11/8/09	**W**	**30-20**	**Louisiana Superdome**	**70,011**
1/3/10	L	10-23	Bank of America Stadium	73,047
10/3/10	**W**	**16-14**	**Louisiana Superdome**	**70,016**
11/7/10	W	34-3	Bank of America Stadium	73,191
10/9/11	W	30-27	Bank of America Stadium	72,679
1/1/12	**W**	**45-17**	**Mercedes-Benz Superdome**	**73,065**
9/16/12	L	27-35	Bank of America Stadium	72,879
12/30/12	**L**	**38-44**	**Mercedes-Benz Superdome**	**73,124**
12/8/13	**W**	**31-13**	**Mercedes-Benz Superdome**	**73,089**
12/22/13	L	13-17	Bank of America Stadium	73,825

Chicago Bears (13-13-0)

12/1/68	**L**	**17-23**	**Tulane Stadium**	**78,285**
12/20/70	**L**	**3-24**	**Tulane Stadium**	**63,518**
10/10/71	L	14-35	Soldier Field	55,049
10/7/73	**W**	**21-16**	**Tulane Stadium**	**56,561**
10/6/74	L	10-24	Soldier Field	45,818
12/21/75	**L**	**17-42**	**Louisiana Superdome**	**33,371**
10/2/77	W	42-24	Soldier Field	51,488
9/14/80	L	3-22	Soldier Field	62,523
9/19/82	W	10-0	Soldier Field	56,600
9/18/83	**W**	**34-31 ot**	**Louisiana Superdome**	**64,692**
10/7/84	L	7-20	Soldier Field	53,752
10/18/87	W	19-17	Soldier Field	46,813
10/27/91	**L**	**17-20**	**Louisiana Superdome**	**68,591**
9/13/92	**W**	**28-6**	**Louisiana Superdome**	**68,591**
10/9/94	L	7-17	Soldier Field	63,822
10/13/96	**W**	**27-24**	**Louisiana Superdome**	**43,512**
10/5/97	W	20-17	Soldier Field	58,865
10/3/99	L	10-14	Soldier Field	66,944
10/8/00	W	31-10	Soldier Field	66,944
9/22/02	W	29-23	Memorial Stadium	63,216
10/12/03	**W**	**20-13**	**Louisiana Superdome**	**68,390**
11/6/05	**L**	**17-20**	**Tiger Stadium**	**32,637**
12/30/07	L	25-33	Soldier Field	62,064
12/11/08	L	24-27 ot	Soldier Field	61,692
9/18/11	**W**	**30-13**	**Louisiana Superdome**	**73,019**
10/6/13	W	26-18	Soldier Field	62,361

Cincinnati Bengals (6-6-0)

11/29/70	L	6-26	Riverfront Stadium	59,342
9/28/75	**L**	**0-21**	**Louisiana Superdome**	**52,531**
9/24/78	W	20-18	Riverfront Stadium	40,455
10/25/81	**W**	**17-7**	**Louisiana Superdome**	**46,336**
12/9/84	**L**	**21-24**	**Louisiana Superdome**	**40,855**
12/20/87	W	41-24	Riverfront Stadium	43,424
11/4/90	W	21-7	Riverfront Stadium	60,067
1/2/94	**W**	**20-13**	**Louisiana Superdome**	**58,036**
9/15/96	L	15-30	Riverfront Stadium	45,412
12/22/02	L	13-20	Paul Brown Stadium	43,544
11/19/06	**L**	**16-31**	**Louisiana Superdome**	**68,001**
12/5/10	W	34-30	Paul Brown Stadium	59,963

Cleveland Browns (4-12-0)

10/1/67	**L**	**7-42**	**Tulane Stadium**	**77,045**
9/15/68	**L**	**10-24**	**Tulane Stadium**	**74,215**
11/10/68	L	17-35	Municipal Stadium	71,025
10/12/69	**L**	**17-27**	**Tulane Stadium**	**71,274**
12/12/71	**L**	**17-21**	**Tulane Stadium**	**72,794**
11/30/75	L	16-17	Municipal Stadium	44,753
10/8/78	**L**	**16-24**	**Louisiana Superdome**	**50,158**
10/18/81	L	17-20	Municipal Stadium	76,059
10/28/84	W	16-14	Municipal Stadium	52,489
9/13/87	**W**	**28-21**	**Louisiana Superdome**	**59,900**
10/14/90	**W**	**25-20**	**Louisiana Superdome**	**68,608**
12/5/93	L	13-17	Municipal Stadium	60,388
10/31/99	**L**	**16-21**	**Louisiana Superdome**	**48,817**
11/24/02	**L**	**15-24**	**Louisiana Superdome**	**68,295**
9/10/06	W	19-14	Cleveland Browns Stadium	72,915
10/24/10	**L**	**17-30**	**Louisiana Superdome**	**70,077**

Dallas Cowboys (11-15-0)

10/15/67	L	10-14	Cotton Bowl	64,128
11/12/67	**L**	**10-27**	**Tulane Stadium**	**83,437**
11/3/68	**L**	**3-17**	**Tulane Stadium**	**84,728**
9/28/69	**L**	**17-21**	**Tulane Stadium**	**79,567**
11/9/69	L	17-33	Cotton Bowl	68,282
10/17/71	**W**	**24-14**	**Tulane Stadium**	**83,088**
9/24/73	L	3-40	Texas Stadium	52,715
9/19/76	**L**	**6-24**	**Louisiana Superdome**	**61,413**
11/19/78	L	7-27	Texas Stadium	57,920
12/19/82	L	7-21	Texas Stadium	64,506
9/25/83	L	20-21	Texas Stadium	62,136
10/21/84	L	27-30 ot	Texas Stadium	50,966
10/3/88	**W**	**20-17**	**Louisiana Superdome**	**68,474**
9/10/89	**W**	**28-0**	**Louisiana Superdome**	**66,977**
12/2/90	L	13-17	Texas Stadium	60,087
12/8/91	L	14-23	Texas Stadium	64,530
12/19/94	**L**	**16-24**	**Louisiana Superdome**	**67,323**
12/6/98	**W**	**22-3**	**Louisiana Superdome**	**65,065**
12/24/99	**W**	**31-24**	**Louisiana Superdome**	**47,835**
12/28/03	**W**	**13-7**	**Louisiana Superdome**	**68,451**
12/12/04	W	27-13	Texas Stadium	64,056
12/10/06	W	42-17	Texas Stadium	63,722
12/19/09	**L**	**17-24**	**Louisiana Superdome**	**70,213**
11/25/10	W	30-27	Cowboys Stadium	93,985
12/23/12	W	34-31 ot	Cowboys Stadium	92,570
11/10/13	**W**	**49-17**	**Mercedes-Benz Superdome**	**73,018**

Denver Broncos (2-8-0)

11/22/70	**L**	**6-31**	**Tulane Stadium**	**66,837**
10/13/74	L	17-33	Mile High Stadium	51,881
11/4/79	L	3-10	Mile High Stadium	74,482
9/15/85	L	23-34	Mile High Stadium	74,488
11/20/88	**W**	**42-0**	**Louisiana Superdome**	**68,075**
12/24/94	W	30-28	Mile High Stadium	64,445
12/3/00	**L**	**23-38**	**Louisiana Superdome**	**64,900**
11/21/04	**L**	**13-34**	**Louisiana Superdome**	**64,900**
9/21/08	L	32-34	INVESCO Field	75,713
10/28/12	L	14-34	Sports Auth. Fld. at Mile High	76,832

SERIES RECORDS

Detroit Lions (11-9-1)

11/24/68	T	20-20	Tiger Stadium	46,152
11/8/70	**W**	**19-17**	**Tulane Stadium**	**66,910**
11/19/72	L	14-27	Tiger Stadium	53,752
10/14/73	**W**	**20-13**	**Tulane Stadium**	**57,810**
11/3/74	L	14-19	Tiger Stadium	43,256
11/14/76	**W**	**17-16**	**Louisiana Superdome**	**42,048**
9/25/77	L	19-23	Silverdome	51,458
10/21/79	**W**	**17-7**	**Louisiana Superdome**	**57,428**
10/12/80	L	13-24	Silverdome	78,147
9/18/88	W	22-14	Silverdome	32,943
12/3/89	L	14-21	Silverdome	38,550
10/28/90	**L**	**10-27**	**Louisiana Superdome**	**64,368**
10/4/92	W	13-7	Silverdome	66,971
9/19/93	**W**	**14-3**	**Louisiana Superdome**	**69,039**
9/21/97	**W**	**35-17**	**Louisiana Superdome**	**50,016**
9/3/00	**L**	**10-14**	**Louisiana Superdome**	**64,900**
9/29/02	L	21-26	Ford Field	60,023
12/24/05	**L**	**12-13**	**Alamodome**	**63.747**
12/21/08	W	42-7	Ford Field	49,309
9/13/09	**W**	**45-27**	**Louisiana Superdome**	**69,719**
12/4/11	**W**	**31-17**	**Mercedes-Benz Superdome**	**73,042**

Green Bay Packers (7-16-0)

11/17/68	L	7-29	Milwaukee County Std.	49,644
11/28/71	W	29-21	Milwaukee County Std.	48,035
12/17/72	**L**	**20-30**	**Tulane Stadium**	**65,881**
12/2/73	L	10-30	Milwaukee County Std.	46,092
10/12/75	**W**	**20-19**	**Louisiana Superdome**	**51,371**
11/7/76	L	27-32	Milwaukee County Std.	52,936
9/18/77	**L**	**20-24**	**Louisiana Superdome**	**56,250**
9/10/78	L	17-28	Milwaukee County Std.	54,336
9/9/79	L	19-28	Milwaukee County Std.	53,184
12/13/81	**L**	**7-35**	**Louisiana Superdome**	**45,518**
11/4/84	**L**	**13-23**	**Louisiana Superdome**	**57,426**
11/17/85	L	14-38	Milwaukee County Std.	52,104
9/14/86	**W**	**24-10**	**Louisiana Superdome**	**46,383**
12/27/87	**W**	**33-24**	**Louisiana Superdome**	**68,364**
9/17/89	L	34-35	Lambeau Field	55,809
11/14/93	**L**	**17-19**	**Louisiana Superdome**	**69,043**
12/16/95	**L**	**23-34**	**Louisiana Superdome**	**50,132**
9/15/02	**W**	**35-20**	**Louisiana Superdome**	**67,958**
10/9/05	L	3-52	Lambeau Field	70,580
9/17/06	W	34-27	Lambeau Field	72,915
11/24/08	**W**	**51-29**	**Louisiana Superdome**	**70,668**
9/8/11	L	34-42	Lambeau Field	70,555
9/30/12	L	27-28	Lambeau Field	70,571

Houston Texans (2-1-0)

9/14/03	**W**	**31-10**	**Louisiana Superdome**	**68,390**
11/18/07	L	10-23	Reliant Stadium	70,780
9/25/11	**W**	**40-33**	**Louisiana Superdome**	**73,002**

Indianapolis Colts (6-5-0)

12/10/67	L	10-30	Memorial Stadium	60,238
10/19/69	**L**	**10-30**	**Tulane Stadium**	**80,636**
9/30/73	L	10-14	Memorial Stadium	52,293
10/12/86	W	17-14	Hoosier Dome	53,512
12/24/89	**W**	**41-6**	**Louisiana Superdome**	**49,009**
11/12/95	**W**	**17-14**	**Louisiana Superdome**	**44,122**
9/27/98	W	19-13 ot	RCA Dome	48,480
11/18/01	**W**	**34-20**	**Louisiana Superdome**	**70,020**
9/28/03	**L**	**21-55**	**Louisiana Superdome**	**70,020**
9/6/07	L	10-41	RCA Dome	57,361
10/23/11	**W**	**62-7**	**Mercedes-Benz Superdome**	**73,012**

Jacksonville Jaguars (3-2-0)

10/6/96	**W**	**17-13**	**Louisiana Superdome**	**34,231**
11/21/99	L	23-41	ALLTEL Stadium	69,772
12/21/03	L	19-20	ALLTEL Stadium	49,207
11/4/07	**W**	**41-24**	**Louisiana Superdome**	**70,009**
10/2/11	W	23-10	EverBank Field	62,471

Kansas City Chiefs (5-5-0)

9/25/72	**L**	**17-20**	**Tulane Stadium**	**70,793**
9/26/76	W	27-17	Arrowhead Stadium	53,918
11/21/82	**W**	**27-17**	**Louisiana Superdome**	**39,341**
9/8/85	**L**	**27-47**	**Louisiana Superdome**	**57,760**
9/8/91	W	17-10	Arrowhead Stadium	74,816
9/4/94	**L**	**17-30**	**Louisiana Superdome**	**69,362**
12/21/97	L	13-25	Arrowhead Stadium	66,772
11/14/04	**W**	**27-20**	**Louisiana Superdome**	**64,900**
11/16/08	W	30-20	Arrowhead Stadium	74,159
9/23/12	**L**	**24-27 ot**	**Mercedes-Benz Superdome**	**72,226**

Miami Dolphins (5-6-0)

11/15/70	L	10-21	Orange Bowl	42,866
11/10/74	**L**	**0-21**	**Tulane Stadium**	**74,289**
9/28/80	L	16-21	Orange Bowl	40,946
10/2/83	**W**	**17-7**	**Louisiana Superdome**	**66,489**
12/7/86	**L**	**27-31**	**Louisiana Superdome**	**64,761**
11/29/92	**W**	**24-13**	**Louisiana Superdome**	**68,591**
10/15/95	**W**	**33-30**	**Louisiana Superdome**	**55,628**
11/29/98	L	10-30	Pro Player Stadium	73,216
10/30/05	**L**	**6-21**	**Tiger Stadium**	**61,643**
10/25/09	W	46-34	LandShark Stadium	66,689
9/30/13	**W**	**38-17**	**Mercedes-Benz Superdome**	**73,118**

Minnesota Vikings (9-18-0)

10/13/68	**W**	**20-17**	**Tulane Stadium**	**71,105**
9/27/70	L	0-26	Metropolitan Stadium	47,900
11/21/71	**L**	**10-23**	**Tulane Stadium**	**83,130**
11/5/72	L	6-37	Metropolitan Stadium	49,784
12/1/74	L	9-29	Metropolitan Stadium	44,202
11/16/75	**L**	**7-20**	**Louisiana Superdome**	**52,765**
9/12/76	**L**	**9-40**	**Louisiana Superdome**	**58,156**
9/3/78	**W**	**31-24**	**Louisiana Superdome**	**54,187**
11/30/80	**L**	**20-23**	**Louisiana Superdome**	**30,936**
11/15/81	L	10-20	Metropolitan Stadium	45,215
11/27/83	**W**	**17-16**	**Louisiana Superdome**	**59,502**
11/24/85	W	30-23	Metrodome	54,117
12/21/86	L	17-33	Metrodome	51,209
12/4/88	L	3-45	Metrodome	61,215
9/16/90	L	3-32	Metrodome	56,272
9/22/91	**W**	**26-0**	**Louisiana Superdome**	**68,591**
11/28/93	W	17-14	Metrodome	53,030
11/6/94	L	20-21	Metrodome	57,564
11/19/95	L	24-43	Metrodome	58,108
11/8/98	L	24-31	Metrodome	63,779
10/7/01	**W**	**28-15**	**Louisiana Superdome**	**70,020**
12/15/02	**L**	**31-32**	**Louisiana Superdome**	**67,851**
10/17/04	**L**	**31-38**	**Louisiana Superdome**	**64,900**
9/25/05	L	16-33	Metrodome	63,952
10/6/08	**L**	**27-30**	**Louisiana Superdome**	**70,015**
9/9/10	**W**	**14-9**	**Louisiana Superdome**	**70,051**
12/18/11	W	42-20	Mall of America Field	62,623

New England Patriots (4-9-0)

12/10/72	**L**	**10-17**	**Tulane Stadium**	**64,889**
12/5/76	L	6-27	Schaefer Stadium	53,592
12/21/80	**L**	**27-38**	**Louisiana Superdome**	**38,277**
12/4/83	L	0-7	Sullivan Stadium	24,579

11/30/86	**L**	**20-21**	**Louisiana Superdome**	**58,259**
11/12/89	W	28-24	Sullivan Stadium	47,680
11/8/92	W	31-14	Foxboro Stadium	45,413
12/3/95	W	31-17	Foxboro Stadium	59,876
10/4/98	**L**	**27-30**	**Louisiana Superdome**	**56,172**
11/25/01	L	17-34	Foxboro Stadium	60,292
11/20/05	L	17-24	Gillette Stadium	68,756
11/30/09	**W**	**38-17**	**Louisiana Superdome**	**70,768**
10/13/13	L	27-30	Gillette Stadium	68,756

New York Giants (12-15-0)

10/8/67	L	21-27	Yankee Stadium	62,670
10/6/68	L	21-38	Yankee Stadium	60,967
11/16/69	W	25-24	Yankee Stadium	62,927
10/4/70	**W**	**14-10**	**Tulane Stadium**	**69,126**
10/8/72	L	21-45	Yankee Stadium	62,507
12/14/75	L	14-28	Shea Stadium	40,150
10/29/78	**W**	**28-17**	**Louisiana Superdome**	**58,807**
9/30/79	**W**	**24-14**	**Louisiana Superdome**	**51,543**
9/20/81	L	7-20	Giants Stadium	69,814
12/15/84	W	10-3	Giants Stadium	63,739
10/27/85	**L**	**13-21**	**Louisiana Superdome**	**54,082**
9/28/86	L	17-20	Giants Stadium	72,769
11/22/87	**W**	**23-14**	**Louisiana Superdome**	**67,639**
11/27/88	**L**	**12-13**	**Louisiana Superdome**	**66,526**
12/20/93	**L**	**14-24**	**Louisiana Superdome**	**69,036**
10/2/94	**W**	**27-22**	**Louisiana Superdome**	**55,076**
9/24/95	L	29-45	Giants Stadium	72,619
12/15/96	W	17-3	Giants Stadium	52,530
9/28/97	L	9-14	Giants Stadium	68,891
10/24/99	L	3-31	Giants Stadium	77,982
9/30/01	L	13-21	Giants Stadium	78,451
12/14/03	**W**	**45-7**	**Louisiana Superdome**	**68,399**
9/19/05	**L**	**10-27**	**Giants Stadium**	**68,031**
12/24/06	W	30-7	Giants Stadium	78,539
10/18/09	**W**	**48-27**	**Louisiana Superdome**	**70,011**
11/28/11	**W**	**49-24**	**Mercedes-Benz Superdome**	**73,068**
12/9/12	L	27-52	MetLife Stadium	81,437

New York Jets (6-6-0)

12/3/72	L	17-18	Shea Stadium	62,496
12/4/77	**L**	**13-16**	**Louisiana Superdome**	**40,464**
12/14/80	W	21-20	Shea Stadium	38,077
11/21/83	**L**	**28-31**	**Louisiana Superdome**	**68,606**
10/26/86	L	23-28	Giants Stadium	44,246
10/15/89	**W**	**29-14**	**Louisiana Superdome**	**59,521**
12/26/92	W	20-0	Giants Stadium	45,614
12/24/95	W	12-0	Giants Stadium	28,885
11/4/01	**L**	**9-16**	**Louisiana Superdome**	**70,020**
11/27/05	W	21-19	Giants Stadium	77,152
10/4/09	**W**	**24-10**	**Louisiana Superdome**	**70,009**
11/3/13	L	20-26	MetLife Stadium	76,957

Oakland Raiders (6-5-1)

11/7/71	**T**	**21-21**	**Tulane Stadium**	**83,102**
11/9/75	L	10-48	Oakland Coliseum	51,267
12/3/79	**L**	**35-42**	**Louisiana Superdome**	**65,541**
10/13/85	L	13-23	L.A. Memorial Col.	48,152
10/23/88	**W**	**20-6**	**Louisiana Superdome**	**66,249**
12/16/91	**W**	**27-0**	**Louisiana Superdome**	**68,625**
11/20/94	L	19-24	L.A. Memorial Col.	41,722
11/9/97	W	13-10	Oakland Coliseum	40,091
11/19/00	**L**	**22-31**	**Louisiana Superdome**	**64,900**
10/24/04	W	31-26	Network Assoc. Col.	45,337
10/12/08	**W**	**34-3**	**Louisiana Superdome**	**70,068**
11/18/12	W	38-17	O.co Coliseum	56,880

Philadelphia Eagles (11-15-0)

11/5/67	**W**	**31-24**	**Tulane Stadium**	**59,596**
11/19/67	L	21-48	Franklin Field	60,751
12/8/68	L	17-29	Franklin Field	57,128
10/26/69	L	10-13	Franklin Field	60,568
11/30/69	**W**	**26-17**	**Tulane Stadium**	**72,805**
10/29/72	**W**	**21-3**	**Tulane Stadium**	**65,664**
10/27/74	**W**	**14-10**	**Tulane Stadium**	**64,257**
11/6/77	L	7-28	Veterans Stadium	53,482
9/17/78	**L**	**17-24**	**Louisiana Superdome**	**49,242**
9/16/79	**L**	**14-26**	**Louisiana Superdome**	**54,212**
11/9/80	**L**	**21-34**	**Louisiana Superdome**	**44,340**
10/11/81	**L**	**14-31**	**Louisiana Superdome**	**52,728**
12/11/83	W	20-17 ot	Veterans Stadium	45,182
10/6/85	**W**	**23-21**	**Louisiana Superdome**	**56,364**
9/20/87	L	17-27	Veterans Stadium	57,485
12/18/89	**W**	**30-20**	**Louisiana Superdome**	**59,218**
10/13/91	W	13-6	Veterans Stadium	64,224
9/6/92	L	13-15	Veterans Stadium	63,513
12/26/93	L	26-37	Veterans Stadium	50,085
10/1/95	**L**	**10-15**	**Louisiana Superdome**	**43,938**
9/24/00	**L**	**7-21**	**Louisiana Superdome**	**64,900**
11/23/03	L	20-33	Lincoln Financial Field	67,802
10/15/06	**W**	**27-24**	**Louisiana Superdome**	**68,269**
12/23/07	**L**	**23-28**	**Louisiana Superdome**	**70,011**
9/20/09	W	48-22	Lincoln Financial Field	69,144
11/5/12	**W**	**28-13**	**Mercedes-Benz Superdome**	**73,099**

Pittsburgh Steelers (7-7-0)

10/29/67	**L**	**10-14**	**Tulane Stadium**	**68,911**
10/20/68	W	16-12	Pitt Stadium	32,303
12/15/68	**W**	**24-14**	**Tulane Stadium**	**66,131**
12/21/69	**W**	**27-24**	**Tulane Stadium**	**72,256**
11/25/74	**L**	**7-28**	**Tulane Stadium**	**71,907**
11/5/78	L	14-20	Three Rivers Stadium	48,526
10/4/81	**L**	**6-20**	**Louisiana Superdome**	**64,578**
11/19/84	**W**	**27-24**	**Louisiana Superdome**	**66,005**
11/29/87	W	20-16	Three Rivers Stadium	47,896
12/16/90	**L**	**6-9**	**Louisiana Superdome**	**68,582**
10/17/93	L	14-37	Three Rivers Stadium	56,056
10/6/02	**W**	**32-29**	**Louisiana Superdome**	**67,734**
11/12/06	L	31-38	Heinz Field	61,911
10/31/10	**W**	**20-10**	**Louisiana Superdome**	**70,011**

St. Louis Rams (31-40-0)

9/17/67	**L**	**13-27**	**Tulane Stadium**	**80,879**
10/5/69	L	17-36	L.A. Memorial Col.	54,789
11/1/70	**L**	**17-30**	**Tulane Stadium**	**77,861**
12/6/70	L	16-34	L.A. Memorial Col.	66,410
9/19/71	**W**	**24-20**	**Tulane Stadium**	**70,915**
12/5/71	L	28-45	L.A. Memorial Col.	73,610
9/17/72	L	14-34	L.A. Memorial Col.	66,303
11/26/72	**W**	**19-16**	**Tulane Stadium**	**64,325**
11/11/73	L	7-29	L.A. Memorial Col.	70,358
11/25/73	**L**	**13-24**	**Tulane Stadium**	**67,192**
9/22/74	L	0-24	L.A. Memorial Col.	64,178
11/17/74	**W**	**20-7**	**Tulane Stadium**	**57,287**
10/26/75	L	14-38	L.A. Memorial Col.	54,723
12/7/75	**L**	**7-14**	**Louisiana Superdome**	**39,958**
10/24/76	**L**	**10-16**	**Louisiana Superdome**	**51,984**
11/28/76	L	14-33	L.A. Memorial Col.	54,906
10/16/77	L	7-14	L.A. Memorial Col.	46,045
10/30/77	**W**	**27-26**	**Louisiana Superdome**	**59,023**
10/1/78	**L**	**20-26**	**Louisiana Superdome**	**61,659**
10/22/78	W	10-3	L.A. Memorial Col.	47,574
10/7/79	**L**	**17-35**	**Louisiana Superdome**	**68,986**
12/16/79	W	29-14	L.A. Memorial Col.	53,879
11/2/80	L	31-45	Anaheim Stadium	59,909
11/24/80	**L**	**7-27**	**Louisiana Superdome**	**53,448**
9/13/81	**W**	**23-17**	**Louisiana Superdome**	**62,063**

SERIES RECORDS

11/8/81	W	21-13	Anaheim Stadium	61,068
9/11/83	L	27-30	Anaheim Stadium	45,572
12/18/83	**L**	**24-26**	**Louisiana Superdome**	**70,148**
10/14/84	**L**	**10-28**	**Louisiana Superdome**	**63,161**
12/2/84	L	21-34	Anaheim Stadium	49,348
11/3/85	L	10-28	Anaheim Stadium	49,030
12/1/85	**W**	**29-3**	**Louisiana Superdome**	**44,122**
11/9/86	**W**	**6-0**	**Louisiana Superdome**	**62,352**
11/23/86	L	13-26	Anaheim Stadium	58,600
10/4/87	**W**	**37-10**	**Louisiana Superdome**	**29,745**
11/8/87	W	31-14	Anaheim Stadium	43,379
10/30/88	**L**	**10-12**	**Louisiana Superdome**	**68,238**
11/13/88	W	14-10	Anaheim Stadium	63,305
10/22/89	W	40-21	Anaheim Stadium	57,567
11/26/89	**L**	**17-20 ot**	**Louisiana Superdome**	**64,274**
12/9/90	W	24-20	Anaheim Stadium	56,864
12/31/90	**W**	**20-17**	**Louisiana Superdome**	**68,647**
9/15/91	**W**	**24-7**	**Louisiana Superdome**	**68,583**
11/3/91	W	24-17	Anaheim Stadium	58,713
10/11/92	**W**	**13-10**	**Louisiana Superdome**	**68,591**
12/13/92	W	37-14	Anaheim Stadium	47,355
10/3/93	W	37-6	Anaheim Stadium	50,709
12/12/93	**L**	**20-23**	**Louisiana Superdome**	**69,033**
10/23/94	**W**	**37-34**	**Louisiana Superdome**	**47,908**
12/4/94	W	31-15	Anaheim Stadium	34,960
9/10/95	L	13-17	Busch Stadium	59,335
11/5/95	**W**	**19-10**	**Louisiana Superdome**	**43,120**
12/1/96	**L**	**10-26**	**Louisiana Superdome**	**26,310**
12/21/96	L	13-14	Trans World Dome	57,681
8/31/97	L	24-38	Trans World Dome	64,575
12/7/97	**L**	**27-34**	**Louisiana Superdome**	**54,803**
9/6/98	W	24-17	Trans World Dome	56,943
11/15/98	**W**	**24-3**	**Louisiana Superdome**	**46,430**
11/28/99	L	12-43	Trans World Dome	65,864
12/12/99	**L**	**14-30**	**Louisiana Superdome**	**46,838**
11/26/00	W	31-24	Trans World Dome	66,064
12/24/00	**L**	**21-26**	**Louisiana Superdome**	**64,900**
10/28/01	W	34-31	Dome at America's Cen.	66,189
12/17/01	**L**	**21-34**	**Louisiana Superdome**	**70,332**
9/26/04	W	28-25 ot	Edward Jones Dome	65,856
10/23/05	L	17-28	Edward Jones Dome	64,586
11/11/07	**L**	**29-37**	**Louisiana Superdome**	**70,003**
11/15/09	W	28-23	Edward Jones Dome	59,858
12/12/10	**W**	**31-13**	**Louisiana Superdome**	**70,015**
10/30/11	L	21-31	Edward Jones Dome	57,179
12/15/13	L	16-27	Edward Jones Dome	58,442

San Diego Chargers (4-7-0)

11/18/73	L	14-17	San Diego Stadium	34,848
10/9/77	**L**	**0-14**	**Louisiana Superdome**	**53,942**
12/9/79	**L**	**0-35**	**Louisiana Superdome**	**61,059**
10/9/88	W	23-17	Jack Murphy Stadium	42,693
11/17/91	L	21-24	Jack Murphy Stadium	48,420
10/16/94	**L**	**22-36**	**Louisiana Superdome**	**50.565**
9/7/97	**L**	**6-20**	**Louisiana Superdome**	**65,760**
9/10/00	W	28-27	Qualcomm Stadium	51,300
11/07/04	L	17-43	Qualcomm Stadium	59,662
10/26/08	**W**	**37-32**	**Wembley Stadium**	**83,226**
10/7/12	**W**	**31-24**	**Mercedes-Benz Superdome**	**73,109**

San Francisco 49ers (25-46-2)

10/22/67	L	13-27	Kezar Stadium	34,285
11/23/69	**W**	**43-38**	**Tulane Stadium**	**71,448**
10/18/70	T	20-20	Kezar Stadium	39,446
12/13/70	**L**	**27-38**	**Tulane Stadium**	**61,940**
9/26/71	**L**	**20-38**	**Tulane Stadium**	**81,595**
11/14/71	W	26-20	Candlestick Park	45,138
10/1/72	**L**	**2-37**	**Tulane Stadium**	**69,840**
10/22/72	T	20-20	Candlestick Park	59,167
10/21/73	L	0-40	Candlestick Park	52,881
12/9/73	**W**	**16-10**	**Tulane Stadium**	**62,490**
9/15/74	**L**	**13-17**	**Tulane Stadium**	**65,071**
12/15/74	L	21-35	Candlestick Park	40,418
10/19/75	L	21-35	Candlestick Park	39,990
11/23/75	**L**	**6-16**	**Louisiana Superdome**	**40,328**
10/17/76	L	3-33	Candlestick Park	43,160
12/12/76	**L**	**7-27**	**Louisiana Superdome**	**42,536**
11/13/77	**L**	**7-10 ot**	**Louisiana Superdome**	**41,564**
11/27/77	L	17-20	Candlestick Park	33,702
10/15/78	W	14-7	Candlestick Park	37,671
12/3/78	**W**	**24-13**	**Louisiana Superdome**	**50,068**
9/23/79	W	30-21	Candlestick Park	39,727
11/11/79	**W**	**31-20**	**Louisiana Superdome**	**65,551**
9/7/80	**L**	**23-26**	**Louisiana Superdome**	**58,621**
12/7/80	L	35-38 ot	Candlestick Park	37,949
9/27/81	L	14-21	Candlestick Park	44,433
12/20/81	**L**	**17-21**	**Louisiana Superdome**	**43,639**
11/28/82	W	23-20	Candlestick Park	51,611
10/16/83	**L**	**13-32**	**Louisiana Superdome**	**68,154**
11/13/83	L	0-27	Candlestick Park	40,022
9/16/84	L	20-30	Candlestick Park	57,611
11/25/84	**L**	**3-35**	**Louisiana Superdome**	**65,117**
9/29/85	W	20-17	Candlestick Park	58,053
12/15/85	**L**	**19-31**	**Louisiana Superdome**	**46,065**
9/21/86	L	17-26	Candlestick Park	58,297
11/2/86	**W**	**23-10**	**Louisiana Superdome**	**53,234**
10/25/87	**L**	**22-24**	**Louisiana Superdome**	**60,497**
11/15/87	W	26-24	Candlestick Park	60,436
9/4/88	**L**	**33-34**	**Louisiana Superdome**	**66,357**
12/11/88	L	17-30	Candlestick Park	62,977
10/8/89	**L**	**20-24**	**Louisiana Superdome**	**60,488**
11/6/89	L	13-31	Candlestick Park	60,667
9/10/90	**L**	**12-13**	**Louisiana Superdome**	**68,629**
12/23/90	W	13-10	Candlestick Park	60,112
11/10/91	**W**	**10-3**	**Louisiana Superdome**	**68,591**
12/1/91	L	24-38	Candlestick Park	62,092
9/27/92	**L**	**10-16**	**Louisiana Superdome**	**68,591**
11/15/92	L	20-21	Candlestick Park	64,895
9/26/93	**W**	**16-13**	**Louisiana Superdome**	**69,041**
11/22/93	L	7-42	Candlestick Park	66,500
9/25/94	L	13-24	Candlestick Park	63,971
11/28/94	**L**	**14-35**	**Louisiana Superdome**	**61,304**
9/3/95	**L**	**22-24**	**Louisiana Superdome**	**66,627**
10/29/95	W	11-7	3Com Park	65,272
9/1/96	L	11-27	3Com Park	63,970
11/3/96	**L**	**17-24**	**Louisiana Superdome**	**53,297**
9/14/97	L	7-33	3Com Park	61,838
10/26/97	**L**	**0-23**	**Louisiana Superdome**	**60,443**
10/11/98	**L**	**0-31**	**Louisiana Superdome**	**62,811**
11/22/98	L	20-31	3Com Park	68,429
9/19/99	L	21-28	3Com Park	67,685
11/14/99	**W**	**24-6**	**Louisiana Superdome**	**52,198**
11/5/00	**W**	**31-15**	**Louisiana Superdome**	**64,900**
12/10/00	W	31-27	3Com Park	67,892
11/11/01	L	27-28	3Com Park	68,083
1/6/02	**L**	**0-38**	**Louisiana Superdome**	**70,020**
10/20/02	**W**	**35-27**	**Louisiana Superdome**	**67,903**
9/19/04	**W**	**30-27**	**Louisiana Superdome**	**64,900**
12/03/06	**W**	**34-10**	**Louisiana Superdome**	**68,241**
10/28/07	W	31-10	Monster Park	68,244
9/28/08	**W**	**31-17**	**Louisiana Superdome**	**70,008**
9/20/10	W	25-22	Candlestick Park	69,732
11/25/12	**L**	**21-31**	**Mercedes-Benz Superdome**	**73,147**
11/17/13	**W**	**23-20**	**Mercedes-Benz Superdome**	**73,025**

Seattle Seahawks (6-6-0)

11/21/76	W	51-27	Kingdome	61,865
11/18/79	L	24-38	Kingdome	60,055
11/10/85	**L**	**3-27**	**Louisiana Superdome**	**47,365**
10/16/88	W	20-19	Kingdome	63,569
9/1/91	**W**	**27-24**	**Louisiana Superdome**	**68,492**
11/16/97	**W**	**20-17 ot**	**Louisiana Superdome**	**50,493**
9/17/00	L	10-20	Husky Stadium	59,513
9/7/03	L	10/27	Seahawks Stadium	52,250
9/12/04	**L**	**7-21**	**Louisiana Superdome**	**64,900**
10/14/07	W	28-17	Qwest Field	68,296

11/21/10	**W**	**34-19**	**Louisiana Superdome**	**70,015**
12/2/13	L	7-34	Century Link Field	68,387

Tampa Bay Buccaneers (27-17-0)

12/11/77	**L**	**14-33**	**Louisiana Superdome**	**40,124**
12/17/78	W	17-10	Tampa Stadium	51,207
10/14/79	W	42-14	Tampa Stadium	67,640
11/29/81	**L**	**14-31**	**Louisiana Superdome**	**62,209**
12/5/82	**L**	**10-13**	**Louisiana Superdome**	**61,709**
10/23/83	W	24-21	Tampa Stadium	48,242
9/9/84	**W**	**17-13**	**Louisiana Superdome**	**54,686**
9/22/85	**W**	**20-13**	**Louisiana Superdome**	**45,320**
10/19/86	**W**	**38-7**	**Louisiana Superdome**	**43,355**
12/6/87	**W**	**44-34**	**Louisiana Superdome**	**66,471**
9/25/88	**W**	**13-9**	**Louisiana Superdome**	**66,671**
9/24/89	L	10-20	Tampa Stadium	44,053
11/11/90	**W**	**35-7**	**Louisiana Superdome**	**67,865**
10/20/91	**W**	**23-7**	**Louisiana Superdome**	**68,591**
11/1/92	**W**	**23-21**	**Louisiana Superdome**	**68,591**
9/18/94	W	9-7	Tampa Stadium	45,522
11/24/96	L	7-13	Houlihan's Stadium	40,203
10/25/98	**W**	**9-3**	**Louisiana Superdome**	**52,695**
11/7/99	**L**	**16-31**	**Louisiana Superdome**	**47,129**
12/23/01	L	21-48	Raymond James Stadium	65,526
9/8/02	W	26-20 ot	Raymond James Stadium	65,554
12/1/02	**W**	**23-20**	**Louisiana Superdome**	**68,226**
11/2/03	W	17-14	Raymond James Stadium	65,524
12/7/03	**L**	**7-14**	**Louisiana Superdome**	**68,442**
10/10/04	**L**	**17-20**	**Louisiana Superdome**	**64,900**
12/19/04	W	21-17	Raymond James Stadium	65,075
12/4/05	**L**	**3-10**	**Tiger Stadium**	**34,411**
1/1/06	L	13-27	Raymond James Stadium	65,379
10/8/06	**W**	**24-21**	**Louisiana Superdome**	**68,183**
11/5/06	W	31-14	Raymond James Stadium	65,561
9/16/07	L	14-31	Raymond James Stadium	65,178
12/2/07	**L**	**23-27**	**Louisiana Superdome**	**70,009**
9/7/08	**W**	**24-20**	**Louisiana Superdome**	**69,881**
11/30/08	L	20-23	Raymond James Stadium	64,430
11/22/09	W	38-7	Raymond James Stadium	62,720
12/27/09	**L**	**17-20 ot**	**Louisiana Superdome**	**70,021**
10/17/10	W	31-6	Raymond James Stadium	51,759
1/2/11	**L**	**13-23**	**Louisiana Superdome**	**70,068**
10/16/11	L	20-26	Raymond James Stadium	56,590
11/6/11	**W**	**27-16**	**Mercedes-Benz Superdome**	**73,043**
10/21/12	W	35-28	Raymond James Stadium	58,906
12/16/12	**W**	**41-0**	**Mercedes-Benz Superdome**	**73,096**
9/15/13	W	16-13	Raymond James Stadium	60,870
12/29/13	**W**	**42-17**	**Mercedes-Benz Superdome**	**73,150**

Tennessee Titans (5-7-1)

10/3/71	T	13-13	Astrodome	47,966
10/3/76	**L**	**26-31**	**Louisiana Superdome**	**51,973**
12/10/78	**L**	**12-17**	**Louisiana Superdome**	**63,169**
11/22/81	W	27-24	Astrodome	49,581
9/30/84	W	27-10	Astrodome	43,108
12/13/87	**W**	**24-10**	**Louisiana Superdome**	**68,257**
10/21/90	L	10-23	Astrodome	57,908
9/5/93	**W**	**33-21**	**Louisiana Superdome**	**69,029**
11/10/96	**L**	**14-31**	**Louisiana Superdome**	**34,121**
10/17/99	**L**	**21-24**	**Louisiana Superdome**	**51,875**
9/21/03	L	12-27	The Coliseum	68,809
9/24/07	**L**	**14-31**	**Louisiana Superdome**	**70,002**
12/11/11	W	22-17	LP Field	69,143

Washington Redskins (8-16-0)

9/24/67	**L**	**10-30**	**Tulane Stadium**	**74,937**
12/17/67	W	30-14	D.C. Stadium	50,486
9/22/68	**W**	**37-17**	**Tulane Stadium**	**65,941**
9/21/69	**L**	**20-26**	**Tulane Stadium**	**73,147**
12/14/69	L	14-17	R.F.K. Stadium	50,354
10/31/71	L	14-24	R.F.K. Stadium	53,041
10/28/73	**W**	**19-3**	**Tulane Stadium**	**66,315**
9/21/75	L	3-41	R.F.K. Stadium	54,414
10/28/79	W	14-10	R.F.K. Stadium	52,133
10/26/80	L	14-22	R.F.K. Stadium	51,375
12/26/82	**L**	**10-27**	**Louisiana Superdome**	**48,667**
10/5/86	**L**	**6-14**	**Louisiana Superdome**	**57,378**
11/6/88	L	24-27	R.F.K. Stadium	54,183
10/1/89	**L**	**14-16**	**Louisiana Superdome**	**64,358**
11/18/90	L	17-31	R.F.K. Stadium	52,573
11/23/92	**W**	**20-3**	**Louisiana Superdome**	**68,591**
9/11/94	**L**	**24-38**	**Louisiana Superdome**	**58,049**
12/30/01	**L**	**10-40**	**Louisiana Superdome**	**70,020**
10/13/02	W	43-27	FedEx Field	80,768
11/30/03	W	24-20	FedEx Field	76,821
12/17/06	**L**	**10-16**	**Louisiana Superdome**	**69,052**
9/14/08	L	24-29	FedEx Field	88,246
12/6/09	W	33-30 ot	FedEx Field	84,520
9/9/12	**L**	**32-40**	**Mercedes-Benz Superdome**	**72,180**

Post Season

Arizona Cardinals (1-0)

1/16/10	**W**	**45-14**	**Louisiana Superdome#**	**70,149**

Atlanta Falcons (0-1)

12/28/91	**L**	**20-27**	**Louisiana Superdome***	**68,794**

Chicago Bears (0-2)

1/6/91	L	6-16	Soldier Field*	60,767
1/21/07	L	14-39	Soldier Field%	61,817

Detroit Lions (1-0)

1/7/12	**W**	**45-28**	**Mercedes-Benz Superdome***	**73,038**

Indianapolis Colts (1-0)

2/7/10	W	31-17	Sun Life Stadium$	74,059

Minnesota Vikings (1-2)

1/3/87	**L**	**10-44**	**Louisiana Superdome***	**68,127**
1/6/01	L	16-34	Metrodome#	63,881
1/24/10	**W**	**31-28 ot**	**Louisiana Superdome%**	**71,276**

Philadelphia Eagles (2-1)

1/3/93	**L**	**20-36**	**Louisiana Superdome***	**68,893**
1/13/07	**W**	**27-24**	**Louisiana Superdome#**	**70,001**
1/4/14	W	26-24	Lincoln Financial Field*	69,144

St. Louis Rams (1-0)

12/30/00	**W**	**31-28**	**Louisiana Superdome***	**64,900**

San Francisco 49ers (0-1)

1/14/12	L	32-36	Candlestick Park#	69,732

Seattle Seahawks (0-2)

1/8/11	L	36-41	Qwest Field*	66,336
1/11/14	L	15-23	CenturyLink Field#	68,388

* - NFC Wild Card Playoff; # - NFC Divisional Playoff
% - NFC Championship; $ - Super Bowl

ATTENDANCE FIGURES

	Combined			Home			Road		
Year	**Total**	**Games**	**Avg.**	**Total**	**Games**	**Avg.**	**Total**	**Games**	**Avg.**
1967	901,971	14	64,427	528,242	7	75,463	373,729	7	53,390
1968	882,121	14	63,009	519,426	7	74,203	362,695	7	51,814
1969	921,972	14	65,855	521,133	7	74,447	400,839	7	57,262
1970	843,342	14	60,238	483,234	7	69,033	360,108	7	51,444
1971	932,267	14	66,590	550,578	7	78,654	381,689	7	54,527
1972	880,545	14	62,896	467,686	7	66,812	412,859	7	58,980
1973	794,900	14	56,779	451,566	7	64,509	343,334	7	49,048
1974	788,156	14	56,296	452,236	7	64,605	335,920	7	47,988
1975	633,807	14	45,272	319,066	7	45,581	314,741	7	44,963
1976	714,135	14	51,010	359,631	7	51,376	354,504	7	50,643
1977	655,079	14	46,791	334,502	7	47,786	321,577	7	45,940
1978	850,823	16	53,176	457,613	8	57,202	393,210	8	49,151
1979	939,175	16	58,698	495,260	8	61,907	443,915	8	55,489
1980	807,652	16	50,478	384,855	8	48,109	422,797	8	52,850
1981	891,207	16	55,700	440,708	8	55,089	450,499	8	55,700
1982	467,978	9	51,988	255,726	5	51,145	212,252	4	53,063
1983	891,883	16	55,743	525,083	8	65,635	366,800	8	45,850
1984	884,588	16	55,287	472,625	8	59,078	411,963	8	51,495
1985	799,050	16	49,963	388,795	8	49,941	410,255	8	51,282
1986	864,368	16	54,023	453,672	8	56,709	410,696	8	51,337
1987	774,297	15	51,620	420,873	7	60,125	353,424	8	44,178
1988	960,942	16	60,059	531,156	8	66,395	429,786	8	53,723
1989	916,534	16	57,283	488,998	8	61,124	427,536	8	53,442
1990	997,722	16	62,358	536,438	8	67,055	461,284	8	57,661
1991	1,008,934	16	63,058	548,655	8	68,582	460,279	8	57,535
1992	977,552	16	61,097	548,728	8	68,591	428,824	8	53,603
1993	979,133	16	61,196	541,300	8	67,663	437,833	8	54,730
1994	903,213	16	56,451	469,900	8	58,738	433,313	8	54,164
1995	854,771	16	53,423	400,589	8	50,074	454,182	8	56,772
1996	736,864	16	46,054	301,998	8	37,750	434,866	8	54,358
1997	911,223	16	56,951	443,614	8	55,452	467,609	8	58,451
1998	922,225	16	57,639	436,473	8	54,559	485,752	8	60,719
1999	945,488	16	59,093	410,147	8	51,268	535,341	8	66,918
2000	980,533	16	61,283	504,315	8	63,039	476,218	8	59,527
2001	1,111,335	16	69,458	560,472	8	70,059	550,863	8	68,858
2002	1,068,183	16	66,761	542,796	8	67,849	525,387	8	65,673
2003	1,072,640	16	67,040	548,894	8	68,612	523,746	8	65,468
2004	985,096	16	61,568	513,178	8	64,147	471,918	8	58,989
2005	970,678	16	60,667	417,270	8	52,159	553,408	8	69,176
2006	1,108,045	16	69,253	550,470	8	68,809	557,575	8	69,697
2007	1,093,544	16	68,347	560,036	8	70,005	533,508	8	66,689
2008	1,125,938	16	70,371	573,876	8	71,735	552,062	8	69,008
2009	1,116,009	16	69,751	560,840	8	70,105	555,169	8	69,396
2010	1,113,131	16	69,751	560,304	8	70,038	552,827	8	69,103
2011	1,106,095	16	69,130	584,336	8	73,042	521,759	8	65,219
2012	1,163,696	16	72,731	583,107	8	72,888	580,589	8	72,574
2013	1,123,230	16	70,701	583,210	8	72,901	540,220	8	67,503
Totals	**43,373,580**	**722**	**60,074**	**22,583,610**	**361**	**62,559**	**20,789,970**	**361**	**57,590**

Largest Home Crowds

Tulane Stadium (1967-74)

Date	Att.	Opponent
11/3/68	84,728	Dallas
11/12/67	83,437	Dallas
11/26/67	83,437	Atlanta
11/21/71	83,130	Minnesota
11/7/71	83,102	Oakland
10/17/71	83,088	Dallas
9/26/71	81,595	San Francisco
9/17/67	80,879	Los Angeles Rams
10/19/69	80,636	Baltimore Colts
9/28/69	79,567	Dallas

Mercedes-Benz Superdome (1975-present)

Date	Att.	Opponent
12/29/13	73,150	Tampa Bay
11/25/12	73,147	San Francisco
11/11/12	73,126	Atlanta
12/30/12	73,124	Carolina
9/30/13	73,118	Miami - MN
10/7/12	73,109	San Diego - SN
11/5/12	73,099	Philadelphia - MN
12/16/12	73,096	Tampa Bay
12/8/13	73,065	Carolina - SN
9/22/13	73,057	Arizona

MN - Monday Night Football game;
SN - Sunday Night Football game

Largest Road Crowds

Date	Att.	Opponent	Stadium
11/25/10	93,985	Dallas	Cowboys Stadium
12/23/12	92,570	Dallas	Cowboys Stadium
9/14/08	88,246	Washington	FedEx Field
12/6/09	84,520	Washington	FedEx Field
12/9/12	81,437	New York Giants	MetLife Stadium
10/13/02	80,768	Washington	FedEx Field
12/24/06	78,539	New York Giants	Giants Stadium
9/30/01	78,451	New York Giants	Giants Stadium
10/12/80	78,147	Detroit	Silverdome
10/24/99	77,982	New York Giants	Giants Stadium

Largest Playoff Crowds

Date	Att.	Opponent	Stadium
2/7/10	74,059	Indianapolis	Sun Life Stadium
1/7/12	73,038	Detroit	Mercedes-Benz Superdome
1/24/10	71,276	Minnesota	Superdome
1/16/10	70,149	Arizona	Superdome
1/13/07	70,001	Philadelphia	Superdome
1/14/12	69,732	San Francisco	Candlestick Park
1/4/14	69,144	Philadelphia	Lincoln Financial Field
1/3/93	68,893	Philadelphia	Superdome
12/28/91	68,794	Atlanta	Superdome
1/11/14	68,388	Seattle	CenturyLink Field
1/3/87	68,127	Minnesota	Superdome
1/8/11	66,336	Seattle	Qwest Field
12/30/00	64,900	St. Louis	Superdome
1/3/87	63,881	Minnesota	Metrodome

PRESEASON RESULTS

1967 (5-1)

8/2	L.A. Rams (Anaheim, Calif.)	L, 7-16	26,364
8/12	St.L. Cards (Shreveport, La.)	W, 23-14	25,500
8/19	Pittsburgh (Baton Rouge, La.)	W, 20-17	35,000
8/26	San Fran. (Portland, Ore.)	W, 24-10	23,348
9/2	Miami (Charleston, S.C.)	W, 20-17	11,214
9/9	**Atlanta**	**W, 27-14**	**67,486**

1968 (2-4)

8/1	L.A. Rams (Anaheim, Calif.)	L, 7-21	29,505
8/10	**Boston**	**W, 19-0**	**57,152**
8/18	at Houston Oilers	L, 23-24	42,734
8/24	**Cleveland**	**W, 40-27**	**70,045**
8/31	at Atlanta	L, 10-16	49,832
9/6	Minn. (Shreveport, La.)	L, 17-20	23,000

1969 (2-4)

8/9	at San Diego	L, 7-10	31,683
8/16	at Denver	W, 28-22	28,356
8/23	Pittsburgh (Baton Rouge, La.)	L, 24-34	40,000
8/30	**Atlanta**	**W, 21-17**	**69,898**
9/6	**Houston Oilers**	**L, 14-30**	**79,937**
9/12	at Detroit	L, 7-42	30,312

1970 (4-2)

8/8	Minnesota (Canton, Ohio)*	W, 14-13	17,932
8/15	at Houston Oilers	W, 19-10	46,223
8/22	**Detroit**	**L, 17-31**	**76,778**
8/29	Boston (Jackson, Miss.)	W, 26-20	32,000
9/5	**New York Jets**	**L, 14-27**	**78,581**
9/12	**San Diego**	**W, 20-14**	**63,904**

1971 (0-6)

8/6	at Buffalo	L, 10-14	35,758
8/14	at Dallas	L, 21-36	73,560
8/21	**Kansas City**	**L, 7-27**	**70,459**
8/28	at San Diego	L, 7-22	35,405
9/4	**Philadelphia**	**L, 0-34**	**60,487**
9/12	**Houston Oilers**	**L, 17-24**	**60,971**

1972 (1-4-1)

8/7	at Philadelphia	W, 13-10	53,372
8/12	**Buffalo**	**L, 21-24**	**66,762**
8/19	**Dallas**	**L, 7-30**	**81,070**
8/26	**San Diego**	**L, 14-16**	**64,506**
9/2	Pittsburgh (Memphis, Tenn.)	L, 7-56	43,302
9/10	at Houston Oilers	T, 14-14	44,571

1973 (1-5)

8/4	at Kansas City	L, 6-12	67,216
8/11	at Miami	L, 13-14	80,050
8/18	at Dallas	L, 14-24	61,022
8/25	**New England**	**L, 6-31**	**64,131**
9/1	**New York Jets**	**L, 17-28**	**67,434**
9/8	**Houston Oilers**	**W, 16-10**	**62,339**

1974 (3-3)

8/3	**Pittsburgh**	**L, 7-26**	**45,339**
8/10	at Miami	L, 20-45	41,524
8/18	at New England	L, 3-7	20,456
8/24	**Dallas**	**W, 16-7**	**56,563**
8/31	**New York Jets**	**W, 24-7**	**59,829**
9/7	at Houston Oilers	W, 24-16	35,103

1975 (2-4)

8/6	**Houston Oilers**	**L, 7-13**	**72,434**
8/16	**Denver**	**W, 24-21**	**40,089**
8/23	**Miami**	**L, 10-20**	**61,253**
8/30	**Baltimore Colts**	**W, 27-3**	**60,643**
9/6	at Pittsburgh	L, 13-24	47,341
9/13	at Cincinnati	L, 0-20	48,453

1976 (4-2)

7/31	**Pittsburgh**	**L, 14-24**	**56,039**
8/7	at Houston Oilers	W, 13-10	38,675
8/13	at Buffalo	W, 21-14	36,110
8/20	at Baltimore Colts	W, 26-20 ot	38,879
8/28	**Cincinnati**	**W, 13-10**	**60,044**
9/4	**Miami**	**L, 7-20**	**63,383**

1977 (5-1)

8/6	at Chicago	W, 20-14	55,163
8/13	**New York Giants**	**W, 23-7**	**49,900**
8/20	**Buffalo**	**W, 20-17**	**66,282**
8/27	**New York Jets**	**L, 14-20**	**49,455**
9/3	at Miami	W, 17-10	39,970
9/10	**Houston Oilers**	**W, 20-16**	**49,964**

1978 (2-2)

8/5	Phil. (Mexico City, Mexico)	W, 14-7	30,000
8/12	**Miami**	**L, 17-31**	**54,105**
8/19	**Tampa Bay**	**L, 3-14**	**49,042**
8/26	at Houston Oilers	W, 17-3	49,554

PRESEASON RESULTS

1979 (1-3)

8/3	at Miami	L, 7-14	44,704
8/11	**Chicago**	**L, 6-13**	**45,085**
8/18	at Tampa Bay	L, 7-14	49,042
8/24	**Houston Oilers**	**W, 10-7**	**54,469**

1980 (1-3)

8/9	**St. Louis Cardinals**	**W, 17-13**	**57,923**
8/17	at Houston Oilers	L, 17-20	43,376
8/23	at Detroit	L, 17-40	49,631
8/29	**Miami**	**L, 0-20**	**50,635**

1981 (3-1)

8/8	**Baltimore Colts**	**W, 24-23**	**46,792**
8/15	**Houston Oilers**	**W, 27-7**	**67,562**
8/23	Phil. (Syracuse, N.Y.)	L, 6-37	28,001
8/29	**Detroit**	**W, 20-17 ot**	**52,090**

1982 (1-3)

8/12	at Houston Oilers	L, 20-22	44,599
8/21	**Kansas City**	**W, 6-3**	**46,585**
8/28	**Cleveland**	**L, 17-20**	**55,689**
9/3	at Minnesota	L, 21-24	59,810

1983 (3-2)

7/30	Pittsburgh (Canton, Ohio)*	L, 14-27	23,909
8/6	at Tampa Bay	L, 17-20	53,111
8/13	at Miami	W, 19-17	38,735
8/20	**Houston Oilers**	**W, 20-13**	**60,430**
8/27	**New York Jets**	**W, 17-10**	**58,176**

1984 (3-1)

8/4	at Kansas City	W, 34-20	34,230
8/11	**Atlanta**	**W, 31-21**	**58,502**
8/18	at Houston Oilers	W, 31-19	45,522
8/25	**Washington**	**L, 9-14**	**52,040**

1985 (1-3)

8/10	at New England	W, 32-20	27,014
8/17	**Houston Oilers**	**L, 20-23**	**53,491**
8/24	**Tampa Bay**	**L, 10-14**	**49,337**
8/30	at San Diego	L, 20-21	40,462

1986 (2-2)

8/9	at Denver	W, 10-7	47,408
8/16	**New England**	**L, 34-38**	**54,364**
8/23	at Houston Oilers	L, 13-24	38,617
8/30	**Kansas City**	**W, 13-10**	**47,945**

1987 (3-1)

8/15	**Minnesota**	**W, 23-17**	**52,884**
8/22	**Houston Oilers**	**L, 13-16**	**51,562**
8/29	**Pittsburgh**	**W, 31-28**	**46,770**
9/4	at Cincinnati	W, 26-14	46,289

1988 (2-2)

8/7	at Minnesota	W, 23-20	47,624
8/12	at Phoenix	W, 33-28	51,987
8/20	at Indianapolis	L, 6-18	54,117
8/27	**Pittsburgh**	**L, 28-31**	**56,174**

1989 (1-3)

8/12	**Indianapolis**	**L, 7-31**	**57,771**
8/19	at Buffalo	L, 7-10	48,512
8/28	**Cincinnati**	**W, 27-10**	**51,150**
9/1	**Washington**	**L, 21-26**	**56,181**

1990 (4-1)

8/5	L.A. Raiders (London, Eng.)	W, 17-10	63,106
8/11	at Minnesota	W, 13-10	48,154
8/18	Green Bay (Madison, Wis.)	L, 13-27	47,848
8/25	**Buffalo**	**W, 28-23**	**51,959**
8/31	**Indianapolis**	**W, 17-14**	**54,796**

1991 (2-2)

8/3	**Minnesota**	**W, 18-3**	**58,953**
8/10	**Green Bay**	**W, 31-20**	**55,730**
8/17	at Indianapolis	L, 28-34	50,896
8/24	at Miami	L, 24-28	44,099

1992 (3-1)

8/10	at Chicago	W, 34-31	53,846
8/17	**Pittsburgh**	**W, 26-0**	**61,671**
8/22	**Houston Oilers**	**L, 3-33**	**61,194**
8/27	Miami (Baltimore, Md.)	W, 17-3	60,021

PRESEASON RESULTS

1993 (4-1)

7/31	Philadelphia (Tokyo, Japan)	W, 28-16	49,363
8/7	Houston Oilers (San Ant., Texas)	W, 37-28	40,308
8/14	Green Bay (Madison, Wis.)	W, 26-17	59,523
8/23	**Chicago**	**W, 20-14**	**61,149**
8/27	**Detroit**	**L, 16-17**	**60,700**

1994 (1-3)

8/5	at New England	L, 6-24	37,800
8/13	at Minnesota	L, 17-21	46,067
8/19	**Green Bay**	**L, 10-13**	**54,714**
8/25	**Dallas**	**W, 28-10**	**57,281**

1995 (1-3)

8/5	Green Bay (Madison, Wis.)	L, 17-27	49,071
8/11	at N.Y. Giants	L, 13-14	54,416
8/20	**Seattle**	**L, 19-24**	**38,228**
8/25	**Detroit**	**W, 24-10**	**38,073**

1996 (3-2)

7/27	Indianapolis (Canton, Ohio)*	L, 3-10	23,376
8/2	at Detroit	W, 23-22	35,782
8/10	at Kansas City	L, 6-42	65,710
8/17	**Chicago**	**W, 31-21**	**35,246**
8/23	**Minnesota**	**W, 16-13**	**35,728**

1997 (3-1)

8/2	at Tennessee	W, 21-12	22,811
8/9	**Kansas City**	**W, 26-7**	**55,211**
8/16	at Oakland	L, 18-16	36,771
8/22	at Chicago	W, 13-7	58,656

1998 (1-3)

8/8	at Green Bay	L, 7-31	60,080
8/14	at Denver	L, 10-17	70,937
8/22	**Tennessee**	**L, 24-26**	**46,069**
8/28	**Tampa Bay**	**W, 10-6**	**43,774**

1999 (2-2)

8/13	at Miami	W, 26-14	59,972
8/21	**Indianapolis**	**L, 7-37**	**41,788**
8/28	**Green Bay**	**L, 17-38**	**53,074**
9/2	at Tennessee	W, 12-11	63,634

2000 (1-3)

7/29	at New York Jets	L, 20-24	75,754
8/5	at Minnesota	W, 25-24	63,445
8/12	Indianapolis (W. Lafayette, Ind.)	L, 0-17	20,105
8/25	**Miami**	**L, 17-22**	**46,955**

2001 (1-3)

8/11	Minnesota (San Ant., Texas)	L, 21-28	46,752
8/18	**Dallas**	**W, 16-10**	**53,249**
8/24	at Denver	L, 24-31	74,063
9/1	at Seattle	L, 14-28	68,655

2002 (1-3)

8/10	**Houston**	**L, 10-13**	**67,356**
8/15	at Miami	W, 24-7	56,930
8/24	at Cincinnati	W, 31-23	41,636
8/30	**Indianapolis**	**W, 25-21**	**67,247**

2003 (1-3)

8/11	**Philadelphia**	**L, 17-27**	**67,594**
8/16	at New York Jets	W, 22-17	76,527
8/23	at San Francisco	L, 12-27	63,153
8/28	**Miami**	**L, 10-24**	**68,477**

2004 (2-2)

8/13	**New York Jets**	**W, 23-13**	**64,900**
8/16	at Green Bay	L, 14-19	69,669
8/27	at Chicago	W, 17-13	61,208
9/3	**Miami**	**L, 19-20**	**64,900**

2005 (1-3)

8/12	**Seattle**	**L, 15-34**	**38,529**
8/18	at New England	W, 37-27	68,736
8/26	**Baltimore**	**L, 6-21**	**44,485**
9/1	at Oakland	L, 6-13	32,191

2006 (1-3)

8/12	at Tennessee	W, 19-16	69,143
8/21	**Dallas (Shreveport, La.)**	**L, 7-30**	**45,162**
8/26	**Indianapolis (Jack., Miss.)**	**L, 6-21**	**44,485**
9/1	at Kansas City	L, 9-10	70,456

PRESEASON RESULTS

2007 (3-2)

8/5	Pittsburgh (Canton, Ohio)*	L, 7-20	22,302
8/10	**Buffalo**	**L, 10-13**	**70,003**
8/18	at Cincinnati	W, 27-19	65,227
8/23	at Kansas City	W, 30-7	72,283
8/30	**Miami**	**W, 7-0**	**68,926**

2008 (2-2)

8/7	at Arizona	W, 24-10	63,109
8/16	**Houston**	**L, 27-31**	**70,009**
8/23	at Cincinnati	W, 13-0	65,043
8/28	**Miami**	**L, 10-14**	**70,008**

2009 (3-1)

8/14	**Cincinnati**	**W, 17-7**	**68,962**
8/22	at Houston	W, 38-14	70,107
8/29	at Oakland	W, 45-7	32,585
9/3	**Miami**	**L, 7-10**	**68,681**

2010 (2-2)

8/12	at New England	L, 24-27	68,756
8/21	**Houston**	**W, 38-20**	**70,025**
8/27	**San Diego**	**W, 36-21**	**70,031**
9/2	at Tennessee	L, 24-27	69,143

2011 (2-2)

8/12	**San Francisco**	**W, 24-3**	**72,578**
8/20	at Houston	L, 14-27	70,828
8/28	at Oakland	W, 40-20	34,322
9/1	**Tennessee**	**L, 9-32**	**72,667**

2012 (2-3)

8/5	Arizona (Canton, Ohio)*	W, 17-10	18,100
8/9	at New England	L, 6-7	68,756
8/17	**Jacksonville**	**L, 24-27**	**72,056**
8/25	**Houston**	**W, 34-27**	**72,082**
8/30	at Tennessee	L, 6-10	69,143

2013 (3-1)

8/9	**Kansas City**	**W, 17-13**	**72,080**
8/16	**Oakland**	**W, 28-20**	**72,122**
8/25	at Houston	W, 31-23	71,611
8/29	at Miami	L, 21-24	43,019

Home games in bold

* - Hall of Fame Game

PRESEASON RECORDS

Team	W	L	T	Pct.
Arizona	5	0	0	1.000
Atlanta	3	1	0	.750
Baltimore	0	1	0	.000
Buffalo	3	4	0	.429
Carolina	0	0	0	.000
Chicago	6	1	0	.857
Cincinnati	7	1	0	.875
Cleveland	1	1	0	.500
Dallas	3	4	0	.429
Denver	3	2	0	.600
Detroit	3	4	0	.429
Green Bay	2	6	0	.250
Houston	4	3	0	.571
Indianapolis	5	7	0	.417
Jacksonville	0	1	0	.000
Kansas City	6	4	0	.600
Miami	7	14	0	.333
Minnesota	7	4	0	.636
New England	4	6	0	.400
N.Y. Giants	1	1	0	.500
N.Y. Jets	4	4	0	.500
Oakland	4	2	0	.667
Philadelphia	3	3	0	.500
Pittsburgh	3	8	0	.273
St. Louis	0	2	0	.000
San Diego	2	4	0	.333
San Francisco	2	1	0	.667
Seattle	0	3	0	.000
Tampa Bay	1	4	0	.200
Tennessee	14	14	1	.500
Washington	0	2	0	.000
Totals	**103**	**112**	**1**	**.479**

1967 RECORD: 3-11 FINISH: 4th-CAPITOL

Date	W/L	Score	Opponent	Attendance
9/17	**L**	**13-27**	**Los Angeles**	**80,879**
9/24	**L**	**10-30**	**Washington**	**74,937**
10/1	**L**	**7-42**	**Cleveland**	**77,045**
10/8	L	21-27	at New York Giants	62,670
10/15	L	10-14	at Dallas	64,128
10/22	L	13-27	at San Francisco	34,285
10/29	**L**	**10-14**	**Pittsburgh**	**68,911**
11/5	**W**	**31-24**	**Philadelphia**	**59,596**
11/12	**L**	**10-27**	**Dallas**	**83,437**
11/19	L	21-48	at Philadelphia	60,751
11/26	**W**	**27-24**	**Atlanta**	**83,437**
12/3	L	20-31	at St. Louis	41,171
12/10	L	10-30	at Baltimore	60,238
12/17	W	30-14	at Washington	50,486

TEAM STATISTICS	N.O.	OPP.
TOTAL FIRST DOWNS	**219**	**276**
Rushing	67	114
Passing	135	138
Penalty	17	24
POSSESSION AVG.		
TOTAL NET YARDS	**3790**	**4928**
Avg. Per Game	270.7	352.0
Total Plays	864	902
Avg. Per Play	4.4	5.5
NET YARDS RUSHING	**1192**	**2092**
Avg. Per Game	85.1	149.4
Total Rushes	334	469
NET YARDS PASSING	**2598**	**2836**
Avg. Per Game	185.6	202.6
Sacked/Yards Lost	52/391	23/199
Gross Yards	2989	3035
Att./Completions	478/237	410/207
Completion Pct.	49.6	50.5
Had Intercepted	23	22
PUNTS/AVERAGE	**74/42.9**	**63/39.9**
NET PUNTING AVG.	**74/37.5**	**63/37.3**
PENALTIES/YARDS	**76/785**	**83/844**
FUMBLES/BALL LOST	**21/14**	**21/10**
TOUCHDOWNS	**27**	**48**
Rushing	9	22
Passing	13	25
Returns	5	1

Score by Periods	1	2	3	4	OT	TOT
Saints	40	75	66	52	0	233
Opponents	57	128	74	120	0	379

SCORING	TD	Ru	Pa	Rt	PAT	FG	S	TP
Durkee	0	0	0	0	27/27	14/32	0	69
Abramowicz	6	0	6	0			0	36
Roberts	5	0	3	2			0	30
Brown	2	2	0	0			0	12
Gilliam	2	0	1	1			0	12
Kramer	2	0	2	0			0	12
McCall	2	1	1	0			0	12
Schultz	2	2	0	0			0	12
Taylor	2	2	0	0			0	12
Whitsell	2	0	0	2			0	12
Cuozzo	1	1	0	0			0	6
Kilmer	1	1	0	0			0	6
Anderson	0	0	0	0			1	2
Saints	**27**	**9**	**13**	**5**	**27/27**	**14/32**	**1**	**233**
Opponents	**48**	**22**	**25**	**1**	**46/48**	**15/29**	**0**	**379**

SACKS: Saints 23.0, Opp. 52.0

RUSHING	No	Yds	Avg	LG	TD
Taylor	130	390	3.0	16	2
Wheelwright	59	198	3.4	13	0
Kilmer	20	142	7.1	31	1
Barrington	34	121	3.6	22	0
Schultz	32	117	3.7	22t	2
McCall	21	86	4.1	49t	1
Cuozzo	19	43	2.3	10	1
Gilliam	7	41	5.9	19	0
McNeill	4	38	9.5	25	0
Brown	8	16	2.0	7	2
Saints	**334**	**1192**	**3.6**	**49t**	**9**
Opponents	**469**	**2092**	**4.5**	**56t**	**22**

RECEIVING	No	Yds	Avg	LG	TD
Abramowicz	50	721	14.4	80t	6
Taylor	38	251	6.6	27	0
Poage	24	380	15.8	65	0
Gilliam	22	264	12.0	35	1
Kramer	20	207	10.4	17	2
Hall	19	249	13.1	21	0
Roberts	17	384	22.6	96	3
Schultz	14	186	13.3	25	0
Wheelwright	9	61	6.8	18	0
Burke	8	84	10.5	21	0
McCall	4	75	18.8	34	1
Barrington	4	50	12.5	29	0
Brown	3	23	7.7	9	0
J. Simmons	2	25	12.5	16	0
Hester	2	10	5.0	7	0
Ogden	1	19	19.0	19	0
Saints	**237**	**2989**	**12.6**	**96**	**13**
Opponents	**207**	**3035**	**14.7**	**76t**	**25**

INTERCEPTIONS	No	Yds	Avg	LG	TD
Whitsell	10	178	17.8	41t	2
Burkett	3	57	19.0	23	0
Logan	3	21	7.0	18	0
Hart	1	21	21.0	21	0
Douglas	1	19	19.0	19	0
Rose	1	15	15.0	15	0
D. Simmons	1	12	12.0	12	0
Whittingham	1	8	8.0	8	0
Heidel	1	2	2.0	2	0
Saints	**22**	**333**	**15.1**	**41t**	**2**
Opponents	**23**	**303**	**13.2**	**88**	**0**

PUNTING	No	Yds	Avg	Net	TB	LG	B
McNeill	74	3174	42.9	37.5	7	66	0
Saints	**74**	**3174**	**42.9**	**37.5**	**7**	**66**	**0**
Opponents	**63**	**2511**	**39.9**	**37.3**	**4**	**68**	**0**

PUNT RET	Ret	FC	Yds	Avg	LG	TD
Roberts	11	12	50	4.5	11	0
Gilliam	7	6	13	1.9	8	0
Brown	3	2	1	0.3	13	0
Douglas	2	1	15	7.5	12	0
Saints	**23**	**21**	**79**	**3.4**	**13**	**0**
Opponents	**35**	**14**	**261**	**7.5**	**29**	**0**

KICKOFF RET	No	Yds	Avg	LG	TD
Roberts	28	737	26.3	91t	1
Gilliam	16	481	30.1	94t	1
Barrington	7	113	16.1	27	0
McCall	7	198	28.3	68	0
Brown	5	103	20.6	26	0
Jordan	3	56	18.7	27	0
Douglas	1	17	17.0	17	0
Logan	1	0	0.0	0	0
Nevett	1	0	0.0	0	0
Rose	1	21	21.0	21	0
Sturm	1	0	0.0	0	0
Vandersea	1	13	13.0	13	0
Saints	**72**	**1739**	**24.2**	**94t**	**2**
Opponents	**51**	**1166**	**22.9**	**94**	**0**

FIELD GOALS	1-19	20-29	30-39	40-49	50+
Durkee	3/3	2/8	6/7	3/11	0/3
Saints	**3/3**	**2/8**	**6/7**	**3/11**	**0/3**
Opponents	**3/8**	**6/7**	**4/6**	**1/7**	**1/1**

Durkee: (44G, 25G) (51N, 25B, 22N, 27G) (52N, 51N, 42N) ( ) (48N, 45N, 47G) (39G, 34G ,45N) (46N, 26B, 45N, 37G) (33N, 12G) (28N, 48B, 11G) (20N) (34G, 27N, 32G) (44N, 41G, 16G) (35G) ( )

Opponents: (31B, 27N, 47N, 10G, 21G) (37G) ( ) (14B, 18B, 19N) (49N, 13N) (50G, 19N, 39G) ( ) (41G) (45N, 49N, 21G, 12G) (21G, 37G) (47N, 26G) (27G) (35G, 21G, 17G) (47N, 37B)

1967 NFL CAPITOL STANDINGS
Saints Finish: 4th place

	W	L	T	Pct.
Dallas	9	5	0	.643
Philadelphia	6	7	1	.462
Washington	5	6	3	.455
New Orleans	**3**	**11**	**0**	**.214**

PASSING	Att	Cmp	Yds	Cmp%	Yds/Att	TD	TD%	Int	Int%	Long	Sk/Yds	Rating
Cuozzo	260	134	1562	51.5	6.01	7	2.7	12	4.6	49t	33/236	59.8
Kilmer	204	97	1341	47.5	6.57	6	2.9	11	5.4	96	18/147	56.4
Wood	11	5	62	45.5	5.64	0	0.0	0	0.0	27	1/8	63.4
Barrington	2	0	0	0.0	0.00	0	0.0	0	0.0	0	0/0	39.6
McNeill	1	1	24	100.0	24.00	0	0.0	0	0.0	24	0/0	118.8
Saints	**478**	**237**	**2989**	**49.6**	**6.25**	**13**	**2.7**	**23**	**4.8**	**96**	**52/391**	**58.5**
Opponents	**410**	**207**	**3035**	**50.5**	**7.40**	**25**	**6.1**	**22**	**5.4**	**76t**	**23/199**	**73.0**

SAINTS STATISTICS

1968 RECORD: 4-9-1 FINISH: 3rd-CENTURY

Date	W/L	Score	Opponent	Attendance
9/15	**L**	**10-24**	**Cleveland**	**74,215**
9/22	**W**	**31-17**	**Washington**	**65,941**
9/29	**L**	**20-21**	**St. Louis**	**79,021**
10/6	L	21-38	at New York Giants	60,967
10/13	**W**	**20-17**	**Minnesota**	**71,105**
10/20	W	16-12	at Pittsburgh	32,303
10/27	L	17-31	at St. Louis	45,476
11/3	**L**	**3-17**	**Dallas**	**84,728**
11/10	L	17-35	at Cleveland	71,025
11/17	L	7-29	at Green Bay (Mil.)	49,644
11/24	T	20-20	at Detroit	46,152
12/1	**L**	**17-23**	**Chicago**	**78,285**
12/8	L	17-29	at Philadelphia	57,128
12/15	**W**	**24-14**	**Pittsburgh**	**66,131**

TEAM STATISTICS	N.O.	OPP.
TOTAL FIRST DOWNS	**224**	**228**
Rushing	80	97
Passing	122	109
Penalty	22	22
POSSESSION AVG.		
TOTAL NET YARDS	**3863**	**4291**
Avg. Per Game	275.9	306.5
Total Plays	881	839
Avg. Per Play	4.4	5.1
NET YARDS RUSHING	**1527**	**2105**
Avg. Per Game	109.1	150.4
Total Rushes	409	439
NET YARDS PASSING	**2336**	**2186**
Avg. Per Game	166.9	156.1
Sacked/Yards Lost	33/213	34/297
Gross Yards	2549	2483
Att./Completions	439/210	366/153
Completion Pct.	47.8	41.8
Had Intercepted	29	16
PUNTS/AVERAGE	**75/37.6**	**69/40.8**
NET PUNTING AVG.	**75/32.3**	**69/37.4**
PENALTIES/YARDS	**82/843**	**74/757**
FUMBLES/BALL LOST	**19/11**	**33/26**
TOUCHDOWNS	**27**	**42**
Rushing	7	13
Passing	17	25
Returns	3	4

Score by Periods	1	2	3	4	OT	TOT
Saints	71	79	51	45	0	246
Opponents	44	95	67	121	0	327

SCORING	TD	Ru	Pa	Rt	PAT	FG	S	TP
Durkee	0	0	0	0	27/27	19/37	0	84
Abramowicz	7	0	7	0			0	42
McCall	6	4	2	0			0	36
Lorick	3	0	3	0			0	18
Hester	2	0	2	0			0	12
Kilmer	2	2	0	0			0	12
Stickles	2	0	2	0			0	12
Barrington	1	0	1	0			0	6
Brown	1	0	0	1			0	6
Burris	1	0	0	1			0	6
Wheelwright	1	1	0	0			0	6
Whitsell	1	0	0	1			0	6
Saints	**27**	**7**	**17**	**3**	**27/27**	**19/37**	**0**	**246**
Opponents	**42**	**13**	**25**	**4**	**37/42**	**12/27**	**1**	**327**

SACKS: Saints 34.0, Opp. 33.0

RUSHING	No	Yds	Avg	LG	TD
McCall	155	637	4.1	48	4
Lorick	104	344	3.3	36	0
Schultz	43	152	3.5	15	0
Barrington	45	111	2.5	22	0
Wheelwright	21	99	4.7	15	1
Kilmer	21	97	4.6	22	2
Gilliam	2	36	18.0	29	0
Abramowicz	2	27	13.5	18	0
Poage	1	22	22.0	22	0
South	4	5	1.3	2	0
Baker	4	2	0.5	3	0
McNeill	2	1	0.5	15	0
Whitsell	1	-1	-1.0	-1	0
Sweetan	4	-5	-1.3	2	0
Saints	**409**	**1527**	**3.7**	**48**	**7**
Opponents	**439**	**2105**	**4.8**	**77t**	**13**

RECEIVING	No	Yds	Avg	LG	TD
Abramowicz	54	890	16.5	47t	7
Lorick	26	272	10.5	29	3
McCall	26	270	10.4	25t	2
Parks	25	258	10.3	41	0
Gilliam	24	284	11.8	39	0
Hester	17	300	17.6	51	2
Stickles	15	206	13.7	35	2
Schultz	12	34	2.8	14	0
Barrington	9	33	3.7	10	1
Poage	1	11	11.0	11	0
Wheelwright	1	-9	-9.0	-9	0
Saints	**210**	**2549**	**12.1**	**51**	**17**
Opponents	**153**	**2483**	**16.2**	**68t**	**25**

INTERCEPTIONS	No	Yds	Avg	LG	TD
Whitsell	6	44	7.3	32	0
Burris	3	129	43.0	94t	1
Gene Howard	3	51	17.0	35	0
Whittingham	1	16	16.0	16	0
Kimbrough	1	15	15.0	15	0
Cordileone	1	7	7.0	7	0
Kelley	1	0	0.0	0	0
Saints	**16**	**262**	**16.4**	**94t**	**1**
Opponents	**29**	**294**	**10.1**	**51t**	**2**

PUNTING	No	Yds	Avg	Net	TB	I20	LG	B
McNeill	49	2009	41.0	32.8	4	58	1	
South	14	387	27.6	27.6	0	44	0	
Fraser	11	391	35.5	35.6	0	56	0	
Lorick	1	36	36.0	36.0	0	36	0	
Saints	**75**	**2823**	**37.6**	**32.3**	**4**	**58**	**1**	
Opponents	**69**	**2813**	**40.8**	**37.4**	**4**	**84**	**1**	

PUNT RET	Ret	FC	Yds	Avg	LG	TD
Gilliam	15	7	60	4.0	21	0
Brown	8	1	60	7.5	53t	1
Gene Howard	8	5	42	5.3	12	0
Nevett	3	0	-9	-3.0	0	0
Douglas	0	1	0	---	---	0
Saints	**34**	**14**	**153**	**4.5**	**53t**	**1**
Opponents	**30**	**17**	**320**	**10.7**	**86t**	**1**

KICKOFF RET	No	Yds	Avg	LG	TD
Gene Howard	23	533	23.2	36	0
Gilliam	15	328	21.9	48	0
Brown	8	137	17.1	28	0
Nevett	2	94	47.0	31	0
Douglas	1	10	10.0	10	0
Jones	1	5	5.0	5	0
Kelley	1	20	20.0	20	0
Stonebreaker	1	22	22.0	22	0
Whitsell	1	0	0.0	0	0
Saints	**53**	**1149**	**21.7**	**48**	**0**
Opponents	**57**	**1134**	**19.9**	**56**	**0**

FIELD GOALS	1-19	20-29	30-39	40-49	50+
Durkee	3/3	3/4	9/14	4/11	0/5
Team	**3/3**	**3/4**	**9/14**	**4/11**	**0/5**
Opponents	**1/2**	**5/6**	**1/6**	**4/11**	**1/2**

Durkee: (38N, 47N, 40G) (51N, 17G, 28G, 40G) (42N, 34B, 21G, 36G) (43N, 52N, 54N) (32G, 42G) (23G, 37G, 31G) (47B, 32G) (57N, 37N, 38G) (52N, 25N, 42G) ( ) (41N, 31G, 31G) (32N, 19G) (49N, 10G) (37N, 45N, 31G)

Opponents: (22G) (43B, 47N, 14G) (33N, 42N, 40B) (49G) (32N, 22G) ( ) (42N,24G) (20G) ( ) (30B, 35G) (43G, 35B, 23N, 40G, 46N) (52N, 50G, 46G, 20G) (18N) (47B, 34N)

1968 NFL CENTURY STANDINGS
Saints Finish: 3rd place

	W	L	T	Pct.
Cleveland	10	4	0	.714
St. Louis	9	4	1	.692
New Orleans	**4**	**9**	**1**	**.321**
Pittsburgh	2	11	1	.154

PASSING	Att	Cmp	Yds	Cmp%	Yds/Att	TD	TD%	Int	Int%	Long	Sk/Yds	Rating
Kilmer	315	167	2060	53.0	6.54	15	4.8	17	5.4	51	26/170	66.9
Sweetan	78	27	318	34.6	4.08	1	1.3	9	11.5	42	5/29	12.6
South	38	14	129	36.8	3.39	1	2.6	3	7.9	19	2/14	22.8
Barrington	6	2	42	33.3	7.00	0	0.0	0	0.0	23	0/0	59.0
McCall	1	0	0	0.0	0.00	0	0.0	0	0.0	0	0/0	39.6
Parks	1	0	0	0.0	0.00	0	0.0	0	0.0	0	0/0	39.6
Saints	**439**	**210**	**2549**	**47.8**	**5.81**	**17**	**3.9**	**29**	**6.6**	**51**	**33/213**	**51.5**
Opponents	**366**	**153**	**2483**	**41.8**	**6.78**	**25**	**6.8**	**16**	**4.4**	**68t**	**34/297**	**69.7**

1969 RECORD: 5-9 FINISH: 3rd-CAPITOL

Date	W/L	Score	Opponent	Attendance
9/21	**L**	**20-26**	**Washington**	**73,147**
9/28	**L**	**17-21**	**Dallas**	**79,567**
10/5	L	17-36	at Los Angeles	54,879
10/12	**L**	**17-27**	**Cleveland**	**71,274**
10/19	**L**	**10-30**	**Baltimore**	**80,636**
10/26	L	10-13	at Philadelphia	60,658
11/2	W	51-42	at St. Louis	46,718
11/9	L	17-33	at Dallas	68,282
11/16	W	25-24	at New York Giants	62,927
11/23	**W**	**43-38**	**San Francisco**	**71,448**
11/30	**W**	**26-17**	**Philadelphia**	**72,805**
12/7	L	17-45	at Atlanta	57,021
12/14	L	14-17	at Washington	50,354
12/21	**W**	**27-24**	**Pittsburgh**	**72,256**

TEAM STATISTICS	N.O.	OPP.
TOTAL FIRST DOWNS	**282**	**242**
Rushing	93	88
Passing	158	131
Penalty	31	23
POSSESSION AVG.		
TOTAL NET YARDS	**4679**	**5018**
Avg. Per Game	334.2	358.4
Total Plays	879	822
Avg. Per Play	5.3	6.1
NET YARDS RUSHING	**1705**	**1835**
Avg. Per Game	121.8	131.1
Total Rushes	399	419
NET YARDS PASSING	**2974**	**3183**
Avg. Per Game	212.4	227.4
Sacked/Yards Lost	27/241	21/199
Gross Yards	3215	3382
Att./Completions	453/245	382/200
Completion Pct.	54.1	52.4
Had Intercepted	20	12
PUNTS/AVERAGE	**49/41.4**	**58/41.6**
NET PUNTING AVG.	**49/36.6**	**58/36.1**
PENALTIES/YARDS	**83/943**	**81/773**
FUMBLES/BALL LOST	**20/12**	**20/10**
TOUCHDOWNS	**35**	**49**
Rushing	12	15
Passing	22	32
Returns	1	2

Score by Periods	1	2	3	4	OT	TOT
Saints	37	109	96	69	0	311
Opponents	87	143	70	93	0	393

SCORING	TD	Ru	Pa	Rt	PAT	FG	S	TP
Dempsey	0	0	0	0	33/35	22/41	0	99
Livingston	8	5	3	0			0	48
Abramowicz	7	0	7	0			0	42
Wheelwright	5	4	1	0			0	30
Poage	4	0	4	0			0	24
Parks	3	0	3	0			0	18
Baker	2	1	1	0			0	12
Shy	2	1	1	0			0	12
Barrington	1	1	0	0			0	6
Dodd	1	0	1	0			0	6
Hester	1	0	1	0			0	6
Preece	1	0	0	1			0	6
Saints	**35**	**12**	**22**	**1**	**33/35**	**22/41**	**1**	**311**
Opponents	**49**	**15**	**32**	**2**	**47/49**	**16/29**	**2**	**393**

SACKS: Saints 21.0, Opp. 27.0

RUSHING	No	Yds	Avg	LG	TD
Livingston	181	761	4.2	18	5
Baker	134	642	4.8	54	1
Wheelwright	25	85	3.4	17	4
Shy	21	75	3.6	22	1
Abramowicz	3	61	20.3	28	0
Barrington	7	33	4.7	17	1
Kilmer	11	18	1.6	12	0
Hargett	5	15	3.0	11	0
Dodd	3	12	4.0	9	0
Lorick	5	11	2.2	6	0
Poage	1	-3	-3.0	-3	0
Looney	3	-5	-1.7	4	0
Saints	**399**	**1705**	**4.3**	**54**	**12**
Opponents	**419**	**1835**	**4.4**	**66t**	**15**

RECEIVING	No	Yds	Avg	LG	TD
Abramowicz	73	1015	13.9	49t	7
Dodd	37	600	16.2	52	1
Baker	34	352	10.4	35	1
Parks	31	439	14.2	40	3
Livingston	28	278	9.9	51t	3
Poage	18	236	13.1	29	4
Shy	9	141	15.7	70	1
Wheelwright	8	68	8.5	20t	1
Barrington	4	42	10.5	15	0
Hester	3	44	14.7	22	1
Saints	**245**	**3215**	**13.1**	**70**	**22**
Opponents	**200**	**3382**	**16.9**	**88t**	**32**

INTERCEPTIONS	No	Yds	Avg	LG	TD
Nevett	3	20	6.7	20	0
Whitsell	3	14	4.7	11	0
Gene Howard	2	0	0.0	0	0
Burris	1	24	24.0	24	0
Absher	1	7	7.0	7	0
Preece	1	6	6.0	6	0
Thompson	1	2	2.0	2	0
Saints	**12**	**73**	**6.1**	**24**	**0**
Opponents	**20**	**265**	**13.3**	**47**	**0**

PUNTING	No	Yds	Avg	Net	TB	I20	LG	B
Cordill	42	1719	40.9	35.9	2	58	1	
McNeill	7	312	44.6	41.0	1	81	0	
Saints	**49**	**2031**	**41.4**	**36.6**	**3**	**81**	**1**	
Opponents	**58**	**2410**	**41.6**	**36.1**	**5**	**54**	**1**	

PUNT RET	Ret	FC	Yds	Avg	LG	TD
Dodd	15	9	106	7.1	21	0
Gene Howard	9	0	73	8.1	30	0
Thompson	4	1	25	6.3	12	0
Barrington	1	0	8	8.0	8	0
Ward	1	1	5	5.0	5	0
Lorick	0	1	0	---	---	0
Saints	**30**	**12**	**217**	**7.2**	**30**	**0**
Opponents	**27**	**5**	**176**	**6.5**	**39**	**0**

KICKOFF RET	No	Yds	Avg	LG	TD
Barrington	17	394	23.2	54	0
Shy	16	447	27.9	57	0
Gene Howard	9	227	25.2	86	0
Dodd	8	171	21.4	28	0
Thompson	5	101	20.2	26	0
Ward	3	58	19.3	21	0
Nevett	2	53	26.5	37	0
Hester	1	4	4.0	4	0
Preece	1	0	0.0	0	0
Saints	**62**	**1455**	**23.5**	**86**	**0**
Opponents	**48**	**935**	**19.5**	**44**	**0**

FIELD GOALS	1-19	20-29	30-39	40-49	50+
Dempsey	5/6	6/7	3/6	7/11	1/11
Saints	**5/6**	**6/7**	**3/6**	**7/11**	**1/11**
Opponents	**6/7**	**4/4**	**4/8**	**2/9**	**0/1**

Dempsey: (57N, 13G, 43G) (32N, 56N, 43G) (48N, 55G) (22G) (35N, 33G) (18N, 22G) (48N, 43B, 56N, 43G) (56N, 37G) (50N, 23G, 43G, 13G, 19G) (53B, 55N, 57N, 17G, 43G) (27N, 56N, 37N, 27G, 40G, 26G, 17G) (54N, 47N, 20G) ( ) (38G, 40G)

Opponents: (18G) (47N) (35G, 44G) (31N, 37N, 37B, 28G, 30G) (57N, 43N, 33G) (34N, 47N, 45N, 12G, 40G) ( ) (46B, 40N, 21G, 21G) (19G) (23G) (30G) (19G) (44N, 19G) (19N, 11G)

1969 NFL CAPITOL STANDINGS
Saints Finish: 3rd place

	W	L	T	Pct.
Dallas	11	2	1	.846
Washington	7	5	2	.583
New Orleans	**5**	**9**	**0**	**.357**
Philadelphia	4	9	1	.308

PASSING	Att	Cmp	Yds	Cmp%	Yds/Att	TD	TD%	Int	Int%	Long	Sk/Yds	Rating
Kilmer	360	193	2532	53.6	7.03	20	5.6	17	4.7	52	22/212	74.9
Hargett	52	31	403	59.6	7.75	0	0.0	0	0.0	32	3/18	84.1
Ninowski	34	17	227	50.0	6.68	1	2.9	2	5.9	70	1/11	56.9
Livingston	4	3	38	75.0	9.50	1	25.0	1	25.0	14	0/0	104.2
Barrington	2	1	15	50.0	7.50	0	0.0	0	0.0	15	1/0	75.0
Looney	1	0	0	0.0	0.00	0	0.0	0	0.0	0	0/0	39.6
Saints	**453**	**245**	**3215**	**54.1**	**7.10**	**22**	**4.9**	**20**	**4.4**	**70**	**27/241**	**74.5**
Opponents	**382**	**200**	**3382**	**52.4**	**8.85**	**32**	**8.4**	**12**	**3.1**	**88t**	**21/199**	**97.4**

SAINTS STATISTICS

1970 RECORD: 2-11-1 FINISH: 4th-NFC WEST

Date	W/L	Score	Opponent	Attendance
9/20	**L**	**3-14**	**Atlanta**	**77,042**
9/27	L	0-26	at Minnesota	47,900
10/4	**W**	**14-10**	**New York Giants**	**69,126**
10/11	L	17-24	at St. Louis	45,294
10/18	T	20-20	at San Francisco	39,446
10/25	L	14-32	at Atlanta	58,850
11/1	**L**	**17-30**	**Los Angeles**	**77,861**
11/8	**W**	**19-17**	**Detroit**	**66,910**
11/15	L	10-21	at Miami	42,866
11/22	**L**	**6-31**	**Denver**	**66,837**
11/29	L	6-26	at Cincinnati	59,342
12/6	L	16-34	at Los Angeles	66,410
12/13	**L**	**27-38**	**San Francisco**	**61,940**
12/20	**L**	**3-24**	**Chicago**	**63,518**

TEAM STATISTICS	N.O.	OPP.
TOTAL FIRST DOWNS	**183**	**263**
Rushing	55	100
Passing	112	150
Penalty	16	13
3rd Down: Made/Att.	67/198	84/193
3rd Down: Pct.	33.8	43.5
4th Down: Made/Att.	0/1	3/5
4th Down: Pct.	0.0	60.0
POSSESSION AVG.		
TOTAL NET YARDS	**3673**	**4952**
Avg. Per Game	262.4	353.7
Total Plays	814	916
Avg. Per Play	4.5	5.4
NET YARDS RUSHING	**1215**	**1891**
Avg. Per Game	86.8	135.1
Total Rushes	371	469
NET YARDS PASSING	**2458**	**3061**
Avg. Per Game	175.6	218.6
Sacked/Yards Lost	28/232	17/136
Gross Yards	2690	3197
Att./Completions	415/213	430/238
Completion Pct.	51.3	55.3
Had Intercepted	22	22
PUNTS/AVERAGE	**77/42.5**	**56/40.4**
NET PUNTING AVG.	**77/35.8**	**56/33.4**
PENALTIES/YARDS	**91/1029**	**79/875**
FUMBLES/BALL LOST	**27/18**	**26/16**
TOUCHDOWNS	**17**	**40**
Rushing	4	15
Passing	11	19
Returns	2	6

Score by Periods	1	2	3	4	OT	TOT
Saints	59	33	22	58	0	172
Opponents	68	87	76	116	0	347

SCORING	TD	Ru	Pa	Rt	PAT	FG	S	TP
Dempsey	0	0	0	0	16/17	18/34	0	70
Abramowicz	5	0	5	0			0	30
Barrington	2	2	0	0			0	12
Burrough	2	0	2	0			0	12
Dodd	2	0	1	1			0	12
Parks	2	0	2	0			0	12
Baker	1	1	0	0			0	6
McCall	1	1	0	0			0	6
Morgan	1	0	0	1			0	6
Poage	1	0	1	0			0	6
Saints	**17**	**4**	**11**	**2**	**16/17**	**18/34**	**0**	**172**
Opponents	**40**	**15**	**19**	**6**	**38/40**	**23/34**	**0**	**347**

SACKS: Saints 17.0, Opp. 28.0

RUSHING	No	Yds	Avg	LG	TD
Baker	82	337	4.1	29	1
Barrington	72	228	3.2	16	2
Otis	71	211	3.0	15	0
Pitts	32	96	3.0	11	0
Davis	27	94	3.5	25	0
McCall	23	63	2.7	11	1
Wheelwright	16	45	2.8	9	0
Kilmer	12	42	3.5	15	0
Dodd	5	31	6.2	16	0
Livingston	10	29	2.9	10	0
Poage	1	13	13.0	13	0
Abramowicz	1	7	7.0	7	0
Hargett	4	7	1.8	7	0
Dusenbery	4	6	1.5	3	0
Nyvall	5	6	1.2	6	0
Burrough	1	4	4.0	4	0
Gros	4	2	0.5	4	0
Fagan	1	-6	-6.0	-6	0
Saints	**371**	**1215**	**3.3**	**29**	**4**
Opponents	**469**	**1891**	**4.0**	**74t**	**15**

RECEIVING	No	Yds	Avg	LG	TD
Abramowicz	55	906	16.5	48	5
Dodd	28	484	17.3	45t	1
Parks	26	447	17.2	38	2
Barrington	22	130	5.9	20	0
Otis	20	124	6.2	22	0
Poage	15	166	11.1	36t	1
Burrough	13	196	15.1	35	2
Baker	12	47	3.9	11	0
Pitts	7	63	9.0	12	0
McCall	5	43	8.6	17	0
Davis	4	29	7.3	13	0
Gros	2	0	0.0	1	0
Nyvall	2	-1	-.5	1	0
Shaw	1	49	49.0	49	0
Wheelwright	1	7	7.0	7	0
Saints	**213**	**2690**	**12.6**	**49**	**11**
Opponents	**238**	**3197**	**13.4**	**74**	**19**

INTERCEPTIONS	No	Yds	Avg	LG	TD
Hollas	5	79	15.8	29	0
Wyatt	4	45	11.3	25	0
Burkett	4	36	9.0	16	0
Nevett	3	49	16.3	47	0
Howell	3	28	9.3	28	0
Lyons	1	12	12.0	12	0
Morgan	1	7	7.0	7	0
Scarpati	1	4	4.0	4	0
Saints	**22**	**260**	**11.8**	**47**	**0**
Opponents	**22**	**256**	**11.6**	**52**	**1**

PUNTING	No	Yds	Avg	Net	TB	I20	LG	B
Fagan	77	3269	42.5	35.8	4		64	2
Saints	**77**	**3269**	**42.5**	**35.8**	**4**		**64**	**2**
Opponents	**56**	**2265**	**40.4**	**33.4**	**9**		**60**	**1**

PUNT RET	Ret	FC	Yds	Avg	LG	TD
Dodd	14	3	129	9.2	41	0
Gene Howard	5	0	14	2.8	5	0
Lyons	5	3	34	6.8	27	0
Hollas	4	6	22	5.5	11	0
Wyatt	1	1	15	15.0	15	0
Saints	**29**	**13**	**214**	**7.4**	**41**	**0**
Opponents	**41**	**22**	**434**	**10.6**	**77t**	**1**

KICKOFF RET	No	Yds	Avg	LG	TD
Burrough	15	298	19.9	38	0
Dodd	15	319	21.3	32	0
Dusenbery	10	183	18.3	26	0
Barrington	6	129	21.5	26	0
Otis	2	22	11.0	19	0
Lewis	1	19	19.0	19	0
Lyons	1	20	20.0	20	0
McCall	1	26	26.0	26	0
Pitts	1	22	22.0	22	0
Poage	1	6	6.0	6	0
Saints	**53**	**1044**	**19.7**	**38**	**0**
Opponents	**35**	**735**	**21.0**	**55**	**0**

FIELD GOALS	1-19	20-29	30-39	40-49	50+
Dempsey	4/5	6/8	1/5	4/7	3/9
Saints	**4/5**	**6/8**	**1/5**	**4/7**	**3/9**
Opponents	**7/8**	**4/5**	**5/7**	**6/12**	**1/2**

Dempsey: (43B, 50N, 38N, 42G) (30N, 52N, 37N) (54B) (29B, 53N, 34G) (40G, 24G) (44N) (23G) (24B, 29G, 27G, 8G, 63G) (10G) (52N, 47G, 14G) (34B, 28G, 18G) (24G, 50G, 54G) (56N) (19B, 43N, 47G)

Opponents: ( ) (42N, 42N, 22G, 14G, 15G, 47G) (42N, 30N, 26N, 8G) (44G) (49N, 21G, 48G) (16G, 49G) (43G, 14G, 23G) (18G (53N) (30N, 35G) (49N, 35G, 11G, 34G, 22G) (17N, 45G, 37G) (37G) (45N, 50G)

1970 NFC WEST STANDINGS

Saints Finish: 4th place

	W	L	T	Pct.
San Francisco	10	3	1	.769
Los Angeles	8	5	1	.615
Atlanta	4	8	2	.333
New Orleans	**2**	**11**	**1**	**.179**

PASSING	Att	Cmp	Yds	Cmp%	Yds/Att	TD	TD%	Int	Int%	Long	Sk/Yds	Rating
Kilmer	237	135	1557	57.0	6.57	6	2.5	17	7.2	46t	19/155	55.5
Hargett	175	78	1133	44.6	6.47	5	2.9	5	2.9	49	9/77	63.8
Ramsey	2	0	0	0.0	0.00	0	0.0	0	0.0	0	0/0	39.6
Dodd	1	0	0	0.0	0.00	0	0.0	0	0.0	0	0/0	39.6
Saints	**415**	**213**	**2690**	**51.3**	**6.48**	**11**	**2.7**	**22**	**5.3**	**49**	**28/232**	**58.6**
Opponents	**430**	**238**	**3197**	**55.3**	**7.43**	**19**	**4.4**	**22**	**5.1**	**74**	**17/136**	**72.6**

1971 RECORD: 4-8-2 FINISH: 4th-NFC WEST

Date	W/L	Score	Opponent	Attendance
9/19	**W**	**24-20**	**Los Angeles**	**70,915**
9/26	**L**	**20-38**	**San Francisco**	**81,595**
10/3	T	13-13	at Houston	47,966
10/10	L	14-35	at Chicago	55,049
10/17	**W**	**24-14**	**Dallas**	**83,088**
10/24	L	6-28	at Atlanta	58,850
10/31	L	14-24	at Washington	53,041
11/7	**T**	**21-21**	**Oakland**	**83,102**
11/14	W	26-20	at San Francisco	45,138
11/21	**L**	**10-23**	**Minnesota**	**83,130**
11/28	W	29-21	at Green Bay (Mil.)	48,035
12/5	L	28-45	at Los Angeles	73,610
12/12	**L**	**17-21**	**Cleveland**	**72,794**
12/19	**L**	**20-24**	**Atlanta**	**75,954**

TEAM STATISTICS	N.O.	OPP.
TOTAL FIRST DOWNS	**242**	**260**
Rushing	105	129
Passing	106	110
Penalty	31	21
3rd Down: Made/Att.	62/194	74/182
3rd Down: Pct.	32.0	40.7
4th Down: Made/Att.	4/8	5/6
4th Down: Pct.	50.0	83.3
POSSESSION AVG.		
TOTAL NET YARDS	**3666**	**4438**
Avg. Per Game	261.9	317.0
Total Plays	889	852
Avg. Per Play	4.1	5.2
NET YARDS RUSHING	**1711**	**2200**
Avg. Per Game	122.2	157.1
Total Rushes	452	495
NET YARDS PASSING	**1955**	**2238**
Avg. Per Game	139.6	159.9
Sacked/Yards Lost	50/400	24/234
Gross Yards	2355	2472
Att./Completions	387/182	333/175
Completion Pct.	47.0	52.6
Had Intercepted	14	20
PUNTS/AVERAGE	**77/41.4**	**50/41.2**
NET PUNTING AVG.	**77/37.1**	**50/38.0**
PENALTIES/YARDS	**85/869**	**98/967**
FUMBLES/BALL LOST	**29/11**	**39/25**
TOUCHDOWNS	**31**	**44**
Rushing	18	18
Passing	12	20
Returns	1	6

Score by Periods	1	2	3	4	OT	TOT
Saints	38	49	60	119	0	266
Opponents	86	89	44	128	0	347

SCORING	TD	Ru	Pa	Rt	PAT	FG	S	TP
Durkee	0	0	0	0	24/25	16/23	0	72
Gresham	6	6	0	0			0	36
Abramowicz	5	0	5	0			0	30
Parks	5	0	5	0			0	30
Manning	4	4	0	0			0	24
Strong	3	3	0	0			0	18
Ford	2	2	0	0			0	12
Robinson	2	1	1	0			0	12
Butler	0	0	0	0	5/6	1/5	0	8
Baker	1	0	1	0			0	6
Granger	1	1	0	0			0	6
Hargett	1	1	0	0			0	6
Wyatt	1	0	0	1			0	6
Saints	**31**	**18**	**12**	**1**	**29/31**	**17/28**	**0**	**266**
Opponents	**44**	**18**	**20**	**6**	**43/43**	**13/26**	**0**	**347**

SACKS: Saints 24.0, Opp. 50.0

RUSHING	No	Yds	Avg	LG	TD
Strong	95	404	4.3	39	3
Gresham	127	383	3.0	18	6
Ford	93	379	4.1	35	2
Manning	33	172	5.2	17	4
Granger	32	139	4.3	16	1
Baker	29	125	4.3	20	0
Robinson	29	96	3.3	12	1
Hargett	9	24	2.7	11	1
Dodd	1	7	7.0	7	0
Harris	1	1	1.0	1	0
Parks	2	-2	-1.0	10	0
Fagan	1	-17	-17.0	-17	0
Saints	**452**	**1711**	**3.8**	**39**	**18**
Opponents	**495**	**2200**	**4.4**	**80t**	**18**

RECEIVING	No	Yds	Avg	LG	TD
Abramowicz	37	657	17.8	63t	5
Parks	35	568	16.2	42	5
Newland	21	319	15.2	44	0
Gresham	17	203	11.9	37	0
Strong	16	78	4.9	14	0
Dodd	15	298	19.9	49	0
Robinson	12	53	4.4	17	1
Granger	12	52	4.3	11	0
Ford	7	54	7.7	10	0
Baker	6	44	7.3	29t	1
Burchfield	3	36	12.0	16	0
Manning	1	-7	-7.0	-7	0
Saints	**182**	**2355**	**12.9**	**63t**	**12**
Opponents	**175**	**2472**	**14.1**	**84**	**20**

INTERCEPTIONS	No	Yds	Avg	LG	TD
Howell	5	120	24.0	60	0
Hollas	5	56	11.2	25	0
Wyatt	4	84	21.0	55t	1
Martin	3	51	17.0	26	0
Absher	1	21	21.0	21	0
Flanigan	1	10	10.0	10	0
Colman	1	0	0.0	0	0
Saints	**20**	**342**	**17.1**	**60**	**1**
Opponents	**14**	**171**	**12.2**	**54**	**1**

PUNTING	No	Yds	Avg	Net	TB	I20	LG	B
Fagan	77	3188	41.4	37.1	4		64	0
Saints	**77**	**3188**	**41.4**	**37.1**	**4**		**64**	**0**
Opponents	**50**	**2061**	**41.2**	**38.0**	**3**		**59**	**0**

PUNT RET	Ret	FC	Yds	Avg	LG	TD
Dodd	13	4	88	6.8	14	0
Moore	2	1	12	6.0	9	0
Abramowicz	1	4	0	0.0	0	0
Hollas	0	7	0	---	---	0
Saints	**16**	**16**	**100**	**6.3**	**14**	**0**
Opponents	**43**	**11**	**251**	**5.8**	**28**	**0**

KICKOFF RET	No	Yds	Avg	LG	TD
Robinson	19	443	23.3	51	0
Dodd	12	252	21.0	28	0
Moore	11	246	22.4	31	0
Strong	9	134	14.9	20	0
Gresham	3	60	20.0	26	0
Absher	1	3	3.0	3	0
Burchfield	1	5	5.0	5	0
Saints	**56**	**1143**	**20.4**	**51**	**0**
Opponents	**54**	**1326**	**24.6**	**105t**	**2**

FIELD GOALS	1-19	20-29	30-39	40-49	50+
Durkee	6/6	4/4	6/9	0/3	0/1
Butler	0/1	0/0	1/2	0/2	0/0
Saints	**6/7**	**4/4**	**7/11**	**0/5**	**0/1**
Opponents	**3/4**	**2/3**	**4/7**	**4/10**	**0/2**

Durkee: ( ) ( ) (14G, 37G) (48N) (36G) (28G, 24G) (33N) (47N) (38G, 14G) (53N, 19G) (34N, 12G, 12G, 35G, 26G, 11G) ( ) (34B, 47B, 28G) (30G, 36G)

Butler: (46N, 48 N, 32G) (30B, 17N) ( ) ( ) ( ) ( ) ( ) ( ) ( ) ( ) ( ) ( ) ( ) ( ) ( )

Team: (46N, 48N, 32G) (30B, 17N) (14G, 37G) (48N) (36G) (28G, 24G) (33N) (47N) (38G, 14G) (53N, 19G) (34N, 12G, 12G, 35G, 26G, 11G) ( ) (34B, 47B, 28G) (30G, 36G)

Opponents: (31G, 27G) (40N, 39N, 42G) (60N, 22G, 44G) (49N) (50N) (25N) (41N, 47G) ( ) (45N, 37N, 16G, 37G) (37N, 33G, 47G, 32G) ( ) (15N, 12G) (48N) (47N, 12G)

1971 NFC WEST STANDINGS
Saints Finish: 4th place

	W	L	T	Pct.
San Francisco	9	5	0	.643
Los Angeles	8	5	1	.615
Atlanta	7	6	1	.538
New Orleans	**4**	**8**	**2**	**.357**

PASSING	Att	Cmp	Yds	Cmp%	Yds/Att	TD	TD%	Int	Int%	Long	Sk/Yds	Rating
Hargett	210	96	1191	45.7	5.67	6	2.9	5	2.4	49	10/68	63.4
Manning	177	86	1164	48.6	6.58	6	3.4	9	5.1	63t	40/332	60.1
Saints	**387**	**182**	**2355**	**47.0**	**6.09**	**12**	**3.1**	**14**	**3.6**	**63t**	**50/400**	**61.9**
Opponents	**333**	**175**	**2472**	**52.6**	**7.42**	**20**	**6.0**	**20**	**6.0**	**84**	**24/234**	**71.8**

SAINTS STATISTICS

1972 RECORD: 2-11-1 FINISH: 4th-NFC WEST

Date	W/L	Score	Opponent	Attendance
9/17	L	14-34	at Los Angeles	66,303
9/25	**L**	**17-20**	**Kansas City**	**70,793**
10/1	**L**	**2-37**	**San Francisco**	**69,840**
10/8	L	21-45	at New York Giants	62,507
10/15	**L**	**14-21**	**Atlanta**	**66,294**
10/22	T	20-20	at San Francisco	59,167
10/29	**W**	**21-3**	**Philadelphia**	**65,664**
11/5	L	6-37	at Minnesota	49,784
11/12	L	20-36	at Atlanta	58,850
11/19	L	14-27	at Detroit	53,752
11/26	**W**	**19-16**	**Los Angeles**	**64,325**
12/3	L	17-18	at New York Jets	62,496
12/10	**L**	**1-17**	**New England**	**64,889**
12/17	**L**	**20-30**	**Green Bay**	**65,881**

TEAM STATISTICS	N.O.	OPP.
TOTAL FIRST DOWNS	**226**	**251**
Rushing	83	107
Passing	123	129
Penalty	20	15
3rd Down: Made/Att.	63/188	79/167
3rd Down: Pct.	33.5	40.1
4th Down: Made/Att.	5/8	3/6
4th Down: Pct.	62.5	50.0
POSSESSION AVG.		
TOTAL NET YARDS	**3664**	**4491**
Avg. Per Game	261.7	320.8
Total Plays	829	873
Avg. Per Play	4.4	5.1
NET YARDS RUSHING	**1230**	**2089**
Avg. Per Game	87.9	149.2
Total Rushes	337	482
NET YARDS PASSING	**2434**	**2402**
Avg. Per Game	173.9	171.6
Sacked/Yards Lost	43/347	24/194
Gross Yards	2781	2596
Att./Completions	449/230	367/213
Completion Pct.	51.2	58.0
Had Intercepted	21	14
PUNTS/AVERAGE	**71/40.8**	**52/39.3**
NET PUNTING AVG.	**71/35.5**	**52/37.0**
PENALTIES/YARDS	**69/585**	**78/711**
FUMBLES/BALL LOST	**33/16**	**27/13**
TOUCHDOWNS	**26**	**38**
Rushing	5	15
Passing	18	21
Returns	3	2

Score by Periods	1	2	3	4	OT	TOT
Saints	37	45	54	79	0	215
Opponents	78	137	68	78	0	361

SCORING	TD	Ru	Pa	Rt	PAT	FG	S	TP
Abramowicz	7	0	7	0			0	42
Parks	6	0	6	0			0	36
Feller	0	0	0	0	10/11	6/11	0	28
Durkee	0	0	0	0	9/9	3/9	0	18
Gresham	3	3	0	0			0	18
Butler	2	0	2	0			0	12
Manning	2	2	0	0			0	12
Newland	2	0	2	0			0	12
Linhart	0	0	0	0	5/5	2/5	0	11
Brown	1	0	1	0			0	6
Jackson	1	0	0	1			0	6
Neal	1	0	0	1			0	6
Wyatt	1	0	0	1			0	6
Owens	0	0	0	0			1	2
Saints	**26**	**5**	**18**	**3**	**24/25**	**11/25**	**1**	**215**
Opponents	**38**	**15**	**21**	**2**	**38/38**	**31/43**	**1**	**361**

SACKS: Saints 24.0, Opp. 43.0

RUSHING	No	Yds	Avg	LG	TD
Gresham	121	381	3.1	23	3
Manning	63	351	5.6	18	2
Butler	54	233	4.3	27	0
Strong	37	120	3.2	9	0
J. Williams	31	72	2.3	11	0
Green	14	51	3.6	14	0
Ford	11	28	2.5	9	0
V. Robinson	5	1	0.2	5	0
Parks	1	-7	-7.0	-7	0
Saints	**337**	**1230**	**3.6**	**27**	**5**
Opponents	**482**	**2089**	**4.3**	**45**	**15**

RECEIVING	No	Yds	Avg	LG	TD
Newland	47	579	12.3	42t	2
Abramowicz	38	668	17.6	51	7
Parks	32	542	16.9	66t	6
Gresham	29	192	6.6	54	0
Butler	25	226	9.0	21	2
J. Williams	16	116	7.3	32	0
Strong	14	123	8.8	16	0
Brown	11	175	15.9	34	1
Adkins	9	96	10.7	38	0
Green	7	49	7.0	15	0
Ford	1	9	9.0	9	0
Whitaker	1	6	6.0	6	0
Saints	**230**	**2781**	**12.1**	**66t**	**18**
Opponents	**213**	**2596**	**12.2**	**81t**	**21**

INTERCEPTIONS	No	Yds	Avg	LG	TD
Lee	4	65	16.3	32	0
Jackson	3	41	13.7	31	0
Myers	3	0	0.0	0	0
Roussel	2	15	7.5	11	0
Hollas	1	14	14.0	14	0
Howell	1	6	6.0	6	0
Saints	**14**	**141**	**10.1**	**32**	**0**
Opponents	**21**	**349**	**16.6**	**64**	**1**

PUNTING	No	Yds	Avg	Net	TB	I20	LG	B
Fagan	71	2899	40.8	35.5	5		71	1
Saints	**71**	**2899**	**40.8**	**35.5**	**5**		**71**	**1**
Opponents	**52**	**2045**	**39.3**	**37.0**	**4**		**70**	**3**

PUNT RET	Ret	FC	Yds	Avg	LG	TD
Myers	9	15	43	4.8	10	0
Adkins	7	2	0	0.0	4	0
Saints	**16**	**17**	**43**	**2.7**	**10**	**0**
Opponents	**36**	**14**	**281**	**7.8**	**34**	**0**

KICKOFF RET	No	Yds	Avg	LG	TD
Adkins	43	1020	23.7	61	0
Green	8	187	23.4	58	0
Strong	4	53	13.3	22	0
Hollas	2	9	4.5	9	0
J. Williams	2	23	11.5	15	0
Butler	1	14	14.0	14	0
Newland	1	6	6.0	6	0
Prudhomme	1	0	0.0	0	0
Saints	**62**	**1312**	**21.2**	**61**	**0**
Opponents	**50**	**1129**	**22.6**	**48**	**0**

FIELD GOALS	1-19	20-29	30-39	40-49	50+
Feller	1/1	1/2	3/4	1/4	0/0
Durkee	1/1	0/1	2/3	0/4	0/0
Linhart	1/1	1/2	0/0	0/2	0/0
Saints	**3/3**	**2/5**	**5/7**	**1/10**	**0/0**
Opponents	**4/4**	**6/8**	**17/19**	**4/11**	**0/1**

Feller: ( ) ( ) ( ) ( ) ( ) ( ) ( ) ( ) ( ) (19G, 25G) ( ) (34B, 46G, 33G) (23N, 31G) (45N, 40N, 30G) (49B)

Durkee: (40N) (31G) (43N, 33N) (40N) (47B) ( ) ( ) (14G, 27N, 36G) ( ) ( ) ( ) ( ) ( ) ( ) ( )

Linhart: ( ) ( ) ( ) ( ) ( ) ( ) (41N, 11G, 20G) (43N, 27N) ( ) ( ) ( ) ( ) ( ) ( ) ( ) ( )

Team: (40N) (31G) (43N, 33N) (40N) (47B) (41N, 11G, 20G) (43N, 27N) (14G, 27N, 36G) (19G, 25G) ( ) (34B, 46G, 33G) (23N, 31G) (45N, 40N, 30G) (49B)

Opponents: (21N, 36G, 28G) (12G, 22G) (20N, 14G, 36G, 27G) (17G) ( ) (52N, 41G, 36G) (45N, 17G) (29G, 32G, 45G) (37G, 42N, 32G) (35G, 33G) (49N, 31N, 47N, 48G, 31G, 24G) (48N, 30G, 39G, 31G, 23G, 33G, 42G) (30N, 36G) (48B, 40B, 34G, 35G, 34G)

1972 NFC WEST STANDINGS
Saints Finish: 4th place

	W	L	T	Pct.
San Francisco	9	5	0	.615
Atlanta	7	7	0	.500
Los Angeles	6	7	1	.464
New Orleans	**2**	**11**	**1**	**.179**

PASSING	Att	Cmp	Yds	Cmp%	Yds/Att	TD	TD%	Int	Int%	Long	Sk/Yds	Rating
Manning	448	230	2781	51.3	6.21	18	4.0	21	4.7	66t	43/347	64.6
Gresham	1	0	0	0.0	0.00	0	0.0	0	0.0	0	0/0	39.6
Saints	**449**	**230**	**2781**	**51.2**	**6.19**	**18**	**4.0**	**21**	**4.7**	**66t**	**43/347**	**64.5**
Opponents	**367**	**213**	**2596**	**58.0**	**7.07**	**21**	**5.7**	**14**	**3.8**	**81t**	**24/194**	**83.1**

1973 RECORD: 5-9 FINISH: 3rd-NFC WEST

Date	W/L	Score	Opponent	Attendance
9/16	**L**	**7-62**	**Atlanta**	**66,428**
9/24	L	3-40	at Dallas	52,715
9/30	L	10-14	at Baltimore	52,293
10/7	**W**	**21-16**	**Chicago**	**56,561**
10/14	**W**	**20-13**	**Detroit**	**57,810**
10/21	L	0-40	at San Francisco	52,881
10/28	**W**	**19-3**	**Washington**	**66,315**
11/4	**W**	**13-0**	**Buffalo**	**74,770**
11/11	L	7-29	at Los Angeles	70,358
11/18	L	14-17	at San Diego	34,848
11/25	**L**	**13-24**	**Los Angeles**	**67,192**
12/2	L	10-30	at Green Bay (Mil.)	46,092
12/9	**W**	**16-10**	**San Francisco**	**62,490**
12/16	L	10-14	at Atlanta	34,147

TEAM STATISTICS	N.O.	OPP.
TOTAL FIRST DOWNS	**207**	**271**
Rushing	100	131
Passing	88	119
Penalty	19	21
3rd Down: Made/Att.	61/204	70/194
3rd Down: Pct.	29.9	36.1
4th Down: Made/Att.	0/0	0/1
4th Down: Pct.	0.0	0.0
POSSESSION AVG.		
TOTAL NET YARDS	**3501**	**4580**
Avg. Per Game	250.1	327.1
Total Plays	872	917
Avg. Per Play	4.0	5.0
NET YARDS RUSHING	**1842**	**2402**
Avg. Per Game	131.6	171.6
Total Rushes	497	556
NET YARDS PASSING	**1659**	**2178**
Avg. Per Game	118.5	155.6
Sacked/Yards Lost	37/242	24/155
Gross Yards	1901	2333
Att./Completions	338/163	337/176
Completion Pct.	48.2	52.2
Had Intercepted	17	16
PUNTS/AVERAGE	**81/41.76**	**3/44.5**
NET PUNTING AVG.	**81/33.26**	**3/40.1**
PENALTIES/YARDS	**58/516**	**69/751**
FUMBLES/BALL LOST	**34/17**	**32/14**
TOUCHDOWNS	**16**	**36**
Rushing	5	17
Passing	11	15
Returns	0	4

Score by Periods	1	2	3	4	OT	TOT
Saints	27	55	47	34	0	163
Opponents	39	90	100	83	0	312

SCORING	TD	Ru	Pa	Rt	PAT	FG	S	TP
McClard	0	0	0	0	9/9	13/24	0	48
Dunbar	4	0	4	0			0	24
Newland	4	0	4	0			0	24
Feller	0	0	0	0	7/7	4/12	0	19
Butler	3	1	2	0			0	18
Beasley	1	0	1	0			0	6
Manning	2	2	0	0			0	12
Stevens	2	2	0	0			0	12
Saints	**16**	**5**	**11**	**0**	**16/16**	**17/36**	**0**	**163**
Opponents	**36**	**17**	**15**	**4**	**35/36**	**19/34**	**2**	**312**

SACKS: Saints 24.0, Opp. 37.0

RUSHING	No	Yds	Avg	LG	TD
Phillips	198	663	3.3	20	0
Butler	87	348	4.0	19	1
Profit	72	274	3.8	22	0
Manning	63	293	4.7	23	2
Stevens	45	183	4.1	15	2
Lawson	6	23	3.8	11	0
Scott	9	18	2.0	4	0
Davis	3	10	3.3	7	0
Minor	3	10	3.3	8	0
Myers	1	8	8.0	8	0
Newland	1	6	6.0	6	0
Henry Matthews	4	4	1.0	3	0
Dunbar	3	3	1.0	13	0
O'Neal	2	-1	-.5	6	0
Saints	**497**	**1842**	**3.7**	**23**	**5**
Opponents	**556**	**2402**	**4.3**	**63**	**17**

RECEIVING	No	Yds	Avg	LG	TD
Beasley	31	280	9.0	15	1
Newland	29	489	16.9	42	4
Dunbar	23	447	19.4	65t	4
Phillips	22	169	7.7	34	0
Butler	19	125	6.6	16	2
Brown	11	132	12.0	26	0
Profit	11	108	9.8	26	0
Winslow	4	45	11.3	14	0
Stevens	4	39	9.8	14	0
Garrett	2	30	15.0	22	0
Henry Matthews	2	19	9.5	12	0
Abramowicz	2	18	9.0	11	0
Lawson	2	-5	-2.5	4	0
Minor	1	5	5.0	5	0
Saints	**163**	**1901**	**11.7**	**65t**	**11**
Opponents	**176**	**2333**	**13.3**	**54**	**15**

INTERCEPTIONS	No	Yds	Avg	LG	TD
Jackson	3	40	13.3	23	0
Myers	3	33	11.0	20	0
Merlo	3	25	8.3	16	0
Lee	3	23	7.7	12	0
Owens	1	3	3.0	3	0
Federspiel	1	1	1.0	1	0
Newsome	1	1	1.0	1	0
D. Moore	1	0	0.0	0	0
Saints	**16**	**126**	**7.9**	**23**	**0**
Opponents	**17**	**280**	**16.5**	**65t**	**3**

PUNTING	No	Yds	Avg	Net	TB	I20	LG	B
O'Neal	81	3375	41.7	33.2	5	71	0	
Saints	**81**	**3375**	**41.7**	**33.2**	**5**	**71**	**0**	
Opponents	**63**	**2805**	**44.5**	**40.1**	**3**	**72**	**0**	

PUNT RET	Ret	FC	Yds	Avg	LG	TD
Stevens	17	15	171	10.1	37	0
Winslow	5	3	47	9.4	17	0
Myers	0	4	0	---	---	0
Saints	**22**	**22**	**218**	**9.9**	**37**	**0**
Opponents	**49**	**13**	**587**	**12.0**	**84t**	**1**

KICKOFF RET	No	Yds	Avg	LG	TD
Stevens	26	590	22.7	48	0
Profit	7	144	20.6	26	0
Lawson	7	118	16.9	27	0
Fink	5	81	16.2	24	0
Jackson	1	0	0.0	0	0
D. Moore	1	14	14.0	14	0
Saints	**47**	**947**	**20.1**	**48**	**0**
Opponents	**33**	**724**	**21.9**	**37**	**0**

FIELD GOALS	1-19	20-29	30-39	40-49	50+
McClard	2/2	5/6	4/5	2/10	0/1
Feller	4/5	0/0	0/4	0/3	0/0
Saints	**6/7**	**5/6**	**4/9**	**2/13**	**0/1**
Opponents	**5/5**	**6/12**	**5/8**	**2/7**	**1/2**

McClard: ( ) ( ) ( ) ( ) ( ) ( ) ( ) (47N, 37N, 35G, 43G, 30G, 37G) (50N, 47N, 42G, 24G) (41N) (47N, 49N) (43N, 37G, 24G) (25B, 22G) (45N, 40N, 19G, 20G, 29G) (11G)

Feller: ( ) (38N, 17B, 9G) (45N, 17G) (39N, 33N, 34N, 41N) (10G, 18G) (42N) ( ) ( ) ( ) ( ) ( ) ( ) ( ) ( ) ( )

Team: ( ) (38N, 17B, 9G) (45N, 17G) (39N, 33N, 34N, 41N) (10G, 18G) (42N) (47N, 37N, 35G, 43G, 30G, 37G) (50N, 47N, 42G, 24G) (41N) (47N, 49N) (43N, 37G, 24G) (25B, 22G) (45N, 40N, 19G, 20G, 29G) (11G)

Opponents: (29N, 44N, 21G, 45G) (27G) (27N) (56N, 17G, 40G, 28G) (48N, 23N, 34G, 29G) (54G) (35G) ( ) (39N, 19G, 11G, 8G) (46N, 35N, 28G) (30B, 27N, 20G) (46N, 14G, 39G, 33G) (23N, 34G) (42N, 24B)

1973 NFC WEST STANDINGS
Saints Finish: 3rd place

	W	L	T	Pct.
Los Angeles	12	2	0	.857
Atlanta	9	5	0	.643
New Orleans	**5**	**9**	**0**	**.357**
San Francisco	5	9	0	.357

PASSING	Att	Cmp	Yds	Cmp%	Yds/Att	TD	TD%	Int	Int%	Long	Sk/Yds	Rating
Manning	267	140	1642	52.4	6.15	10	3.7	12	4.5	65t	28/177	65.2
Scott	54	18	245	33.3	4.54	1	1.9	3	5.6	42	4/29	31.8
Davis	17	5	14	29.4	0.82	0	0.0	2	11.8	14	5/36	0.0
Saints	**338**	**163**	**1901**	**48.2**	**5.62**	**11**	**3.3**	**17**	**5.0**	**65t**	**37/242**	**55.6**
Opponents	**337**	**176**	**2333**	**52.2**	**6.92**	**15**	**4.5**	**16**	**4.7**	**54**	**24/155**	**69.5**

SAINTS STATISTICS

1974 RECORD: 5-9 FINISH: 3rd-NFC WEST

Date	W/L	Score	Opponent	Attendance
9/15	**L**	**13-17**	**San Francisco**	**65,071**
9/22	L	0-24	at Los Angeles	64,178
9/29	**W**	**14-13**	**Atlanta**	**62,273**
10/6	L	10-24	at Chicago	45,818
10/13	L	17-33	at Denver	51,831
10/20	W	13-3	at Atlanta	47,217
10/27	**W**	**14-10**	**Philadelphia**	**64,257**
11/3	L	14-19	at Detroit	43,256
11/10	**L**	**0-21**	**Miami**	**74,289**
11/17	**W**	**20-7**	**Los Angeles**	**57,287**
11/25	**L**	**7-28**	**Pittsburgh**	**71,907**
12/1	L	9-29	at Minnesota	44,202
12/8	**W**	**14-0**	**St. Louis**	**57,152**
12/15	L	21-35	at San Francisco	40,418

TEAM STATISTICS	N.O.	OPP.
TOTAL FIRST DOWNS	**233**	**226**
Rushing	117	104
Passing	91	105
Penalty	25	17
3rd Down: Made/Att.	66/191	56/165
3rd Down: Pct.	34.6	33.9
4th Down: Made/Att.	5/9	5/8
4th Down: Pct.	55.6	62.5
POSSESSION AVG.		
TOTAL NET YARDS	**3744**	**3797**
Avg. Per Game	267.4	271.2
Total Plays	929	853
Avg. Per Play	4.0	4.5
NET YARDS RUSHING	**1983**	**1758**
Avg. Per Game	141.6	125.6
Total Rushes	503	447
NET YARDS PASSING	**1761**	**2039**
Avg. Per Game	125.3	145.6
Sacked/Yards Lost	37/276	37/291
Gross Yards	2037	2330
Att./Completions	389/185	369/193
Completion Pct.	47.6	52.3
Had Intercepted	21	16
PUNTS/AVERAGE	**91/41.8**	**77/42.5**
NET PUNTING AVG.	**91/30.3**	**77/35.3**
PENALTIES/YARDS	**75/598**	**77/690**
FUMBLES/BALL LOST	**26/12**	**37/19**
TOUCHDOWNS	**20**	**34**
Rushing	9	11
Passing	10	17
Returns	1	6

Score by Periods	1	2	3	4	OT	TOT
Saints	30	64	34	38	0	166
Opponents	72	89	33	69	0	263

SCORING	TD	Ru	Pa	Rt	PAT	FG	S	TP
McClard	0	0	0	0	19/20	9/16	0	46
Parker	4	0	4	0			0	24
Seal	4	1	3	0			0	24
Maxson	3	2	1	0			0	18
Newland	2	0	2	0			0	12
Phillips	2	2	0	0			0	12
Cipa	1	1	0	0			0	6
Manning	1	1	0	0			0	6
McNeill	1	1	0	0			0	6
Schmidt	1	0	0	1			0	6
Stevens	1	1	0	0			0	6
Saints	**20**	**9**	**10**	**1**	**19/20**	**9/16**	**0**	**166**
Opponents	**34**	**11**	**17**	**6**	**29/31**	**10/17**	**0**	**263**

SACKS: Saints 37.0, Opp. 37.0

RUSHING	No	Yds	Avg	LG	TD
Maxson	165	714	4.3	66t	2
Phillips	174	556	3.2	14	2
Manning	28	204	7.3	26	1
Stevens	43	190	4.4	25	1
DeGrenier	33	110	3.3	10	0
McNeill	22	90	4.1	24	1
Butler	21	74	3.5	10	0
Cipa	12	35	2.9	15	1
Seal	2	7	3.5	6t	1
Parker	2	2	1.0	6	0
Scott	1	1	1.0	1	0
Saints	**503**	**1983**	**3.9**	**66t**	**9**
Opponents	**447**	**1758**	**3.9**	**33**	**11**

RECEIVING	No	Yds	Avg	LG	TD
Maxson	42	294	7.0	22	1
Parker	41	455	11.1	58	4
Seal	32	466	14.6	42	3
Newland	27	490	18.1	79t	2
Stevens	13	81	6.2	20	0
Phillips	11	55	5.0	17	0
Beasley	5	85	17.0	30	0
McNeill	5	64	12.8	30	0
DeGrenier	4	13	3.3	8	0
Butler	2	3	1.5	2	0
Havrilak	1	23	23.0	23	0
McCullouch	1	5	5.0	5	0
Thomas	1	3	3.0	3	0
Saints	**185**	**2037**	**11.0**	**79t**	**10**
Opponents	**193**	**2330**	**12.1**	**57**	**17**

INTERCEPTIONS	No	Yds	Avg	LG	TD
Jackson	4	53	13.3	28	0
Schmidt	4	27	6.8	24t	1
Myers	3	43	14.3	21	0
Colman	1	17	17.0	17	0
Fuller	1	16	16.0	16	0
Farasopoulos	1	14	14.0	14	0
Federspiel	1	9	9.0	9	0
J. Moore	1	0	0.0	0	0
Saints	**16**	**179**	**11.2**	**28**	**1**
Opponents	**21**	**258**	**12.3**	**39**	**2**

PUNTING	No	Yds	Avg	Net	TB	I20	LG	B
Blanchard	88	3704	42.1	30.4	7	71	0	
Gibbs	3	99	33.0	28.3	0	35	0	
Saints	**91**	**3803**	**41.8**	**30.3**	**7**	**71**	**0**	
Opponents	**77**	**3274**	**42.5**	**35.3**	**7**	**67**	**0**	

PUNT RET	Ret	FC	Yds	Avg	LG	TD
Stevens	37	7	376	10.2	40	0
Farasopoulos	3	0	36	12.0	18	0
Jackson	2	0	3	1.5	3	0
McNeill	1	0	0	0.0	0	0
Saints	**43**	**7**	**415**	**9.7**	**40**	**0**
Opponents	**59**	**1**	**906**	**15.4**	**72t**	**2**

KICKOFF RET	No	Yds	Avg	LG	TD
Stevens	33	749	22.7	41	0
Phillips	7	124	17.7	27	0
Coleman	2	13	6.5	9	0
Federspiel	2	20	10.0	12	0
Middleton	2	18	9.0	11	0
Butler	1	12	12.0	12	0
Davis	1	14	14.0	14	0
Jackson	1	27	27.0	27	0
Kingrea	1	22	22.0	22	0
Lawson	1	20	20.0	20	0
Schmidt	1	23	23.0	23	0
Spencer	1	-2	-2.0	-2	0
Saints	**53**	**1040**	**19.6**	**41**	**0**
Opponents	**40**	**894**	**22.4**	**52**	**0**

FIELD GOALS	1-19	20-29	30-39	40-49	50+
McClard	0/0	4/6	2/4	1/4	2/2
Saints	**0/0**	**4/6**	**2/4**	**1/4**	**2/2**
Opponents	**2/2**	**3/6**	**4/6**	**1/3**	**0/0**

McClard: (23G, 31G) ( ) ( ) (23N, 21G) (52G, 38N, 46N) (33B, 41G, 31G) ( ) (28N, 42N) ( ) (28G, 51G) ( ) (44N, 27G) ( ) ( )

Opponents: (19G, 24N) (30G) (21G, 27G) (30G) (24N) (47G) (28N, 18G) (37G, 40N, 36G) ( ) (36N) (49N) (25G) (35N) ( )

1974 NFC WEST STANDINGS
Saints Finish: 3rd place

	W	L	T	Pct.
Los Angeles	10	4	0	.714
San Francisco	6	8	0	.429
New Orleans	**5**	**9**	**0**	**.357**
Atlanta	3	11	0	.214

PASSING	Att	Cmp	Yds	Cmp%	Yds/Att	TD	TD%	Int	Int%	Long	Sk/Yds	Rating
Manning	261	134	1429	51.3	5.48	6	2.3	16	6.1	79t	26/172	49.8
Scott	71	31	366	43.7	5.15	4	5.6	4	5.6	36t	6/62	55.3
Cipa	55	20	242	36.4	4.40	0	0.0	0	0.0	30	4/36	50.7
McClard	1	0	0	0.0	0.00	0	0.0	1	100.0	0	0/0	0.0
Parker	1	0	0	0.0	0.00	0	0.0	0	0.0	0	1/6	39.6
Saints	**389**	**185**	**2037**	**47.6**	**5.24**	**10**	**2.6**	**21**	**5.4**	**79t**	**37/276**	**49.6**
Opponents	**369**	**193**	**2330**	**52.3**	**6.31**	**17**	**4.6**	**16**	**4.3**	**57**	**37/291**	**69.3**

1975 RECORD: 2-12 FINISH: 4th-NFC WEST

Date	W/L	Score	Opponent	Attendance
9/21	L	3-41	at Washington	54,414
9/28	**L**	**0-21**	**Cincinnati**	**52,531**
10/5	L	7-14	at Atlanta	29,444
10/12	**W**	**20-19**	**Green Bay**	**51,371**
10/19	L	21-35	at San Francisco	39,990
10/26	L	14-38	at Los Angeles	54,723
11/2	**W**	**23-7**	**Atlanta**	**49,342**
11/9	L	10-48	at Oakland	51,267
11/16	**L**	**7-20**	**Minnesota**	**52,765**
11/23	**L**	**6-16**	**San Francisco**	**40,328**
11/30	L	16-17	at Cleveland	44,753
12/7	**L**	**7-14**	**Los Angeles**	**39,358**
12/14	L	14-28	at New York Giants	40,150
12/21	**L**	**17-42**	**Chicago**	**33,371**

TEAM STATISTICS	N.O.	OPP.
TOTAL FIRST DOWNS	**215**	**251**
Rushing	109	105
Passing	82	125
Penalty	24	21
3rd Down: Made/Att.	74/215	92/207
3rd Down: Pct.	34.4	44.4
4th Down: Made/Att.	0/0	0/0
4th Down: Pct.	0.0	0.0
POSSESSION AVG.		
TOTAL NET YARDS	**3187**	**4317**
Avg. Per Game	227.6	308.4
Total Plays	908	889
Avg. Per Play	3.5	4.9
NET YARDS RUSHING	**1642**	**1930**
Avg. Per Game	117.3	137.9
Total Rushes	463	507
NET YARDS PASSING	**1545**	**2387**
Avg. Per Game	110.4	170.5
Sacked/Yards Lost	53/416	28/200
Gross Yards	1961	2587
Att./Completions	392/181	354/206
Completion Pct.	46.2	58.2
Had Intercepted	24	16
PUNTS/AVERAGE	**92/41.0**	**75/42.7**
NET PUNTING AVG.	**92/32.3**	**75/34.9**
PENALTIES/YARDS	**71/527**	**77/726**
FUMBLES/BALL LOST	**33/16**	**43/23**
TOUCHDOWNS	**19**	**48**
Rushing	9	15
Passing	8	25
Returns	2	8

Score by Periods	1	2	3	4	OT	TOT
Saints	16	48	40	61	0	165
Opponents	97	97	60	106	0	360

SCORING	TD	Ru	Pa	Rt	PAT	FG	S	TP
Szaro	0	0	0	0	17/17	10/16	0	47
McNeill	4	2	2	0			0	24
Maxson	3	3	0	0			0	18
Burton	2	0	2	0			0	12
Parker	2	0	2	0			0	12
Strachan	2	2	0	0			0	12
Chambers	1	0	0	1			0	6
Herrmann	1	0	1	0			0	6
Jones	1	1	0	0			0	6
Manning	1	1	0	0			0	6
Myers	1	0	0	1			0	6
Seal	1	0	1	0			0	6
McClard	0	0	0	0	1/1	1/5	0	4
Saints	**19**	**9**	**8**	**2**	**18/18**	**11/21**	**0**	**165**
Opponents	**48**	**15**	**25**	**8**	**44/48**	**8/12**	**2**	**360**

SACKS: Saints 28.0, Opp. 53.0

RUSHING	No	Yds	Avg	LG	TD
Strachan	161	668	4.1	21	2
Maxson	139	371	2.7	14	3
McNeill	61	206	3.4	17	2
Manning	33	186	5.6	16	1
Jones	42	108	2.6	18	1
Rogers	17	62	3.6	22	0
Baker	1	21	21.0	21	0
Seal	1	10	10.0	10	0
Burton	2	8	4.0	5	0
Cipa	6	2	0.3	3	0
Saints	**463**	**1642**	**3.5**	**22**	**9**
Opponents	**507**	**1930**	**3.8**	**54t**	**15**

RECEIVING	No	Yds	Avg	LG	TD
Maxson	41	234	5.7	33	0
Strachan	30	224	7.5	27	0
Seal	28	414	14.8	38	1
McNeill	18	138	7.7	17	2
Burton	16	305	19.1	71t	2
Hamilton	12	210	17.5	44	0
Childs	10	179	17.9	38	0
Jones	10	52	5.2	12	0
Parker	9	123	13.7	32t	2
Herrmann	3	47	15.7	28	1
Baker	2	26	13.0	17	0
Chapman	1	7	7.0	7	0
Rogers	1	2	2.0	2	0
Saints	**181**	**1961**	**10.8**	**71t**	**8**
Opponents	**206**	**2587**	**12.6**	**60t**	**25**

INTERCEPTIONS	No	Yds	Avg	LG	TD
Myers	5	83	16.6	29	0
Crist	3	69	23.0	42	0
Jackson	2	48	24.0	46	0
Lee	2	22	11.0	19	0
Schmidt	1	37	37.0	37	0
Westbrooks	1	21	21.0	21	0
Kingrea	1	14	14.0	14	0
Middleton	1	0	0.0	0	0
Spencer	0	11	---	11	0
Saints	**16**	**305**	**19.1**	**46**	**0**
Opponents	**24**	**367**	**15.3**	**40t**	**2**

PUNTING	No	Yds	Avg	Net	TB	I20	LG	B
Blanchard	92	3776	41.0	30.2	16		61	3
Saints	**92**	**3776**	**41.0**	**30.2**	**16**		**61**	**3**
Opponents	**75**	**3205**	**42.7**	**34.9**	**11**		**63**	**0**

PUNT RET	Ret	FC	Yds	Avg	LG	TD
Chapman	17	3	207	12.2	42	0
Schmidt	11	0	76	6.9	17	0
Myers	10	1	70	7.0	16	0
DeRatt	2	1	17	8.5	10	0
Spencer	1	0	0	0.0	0	0
Saints	**41**	**5**	**370**	**9.0**	**42**	**0**
Opponents	**61**	**0**	**675**	**11.1**	**65t**	**1**

KICKOFF RET	No	Yds	Avg	LG	TD
Chapman	28	614	21.9	36	0
McNeill	10	276	27.6	88	0
Maxson	6	103	17.2	24	0
Rogers	6	98	16.3	19	0
Spencer	5	68	13.6	19	0
Strachan	5	91	18.2	33	0
Schmidt	2	54	27.0	34	0
Chambers	1	15	15.0	15	0
Saints	**63**	**1319**	**20.9**	**88**	**0**
Opponents	**42**	**1073**	**25.5**	**93t**	**1**

FIELD GOALS	1-19	20-29	30-39	40-49	50+
Szaro	1/1	4/4	3/4	1/5	1/2
McClard	0/0	0/1	0/2	1/2	0/0
Saints	**1/1**	**4/5**	**3/6**	**2/7**	**1/2**
Opponents	**0/0**	**1/2**	**5/7**	**2/3**	**0/0**

Szaro: ( ) ( ) ( ) (46N, 44N, 36G, 20G) ( ) (44N) (36G, 47G, 34N, 25G) (30G) ( ) (43B, 26G, 50G) (28G) ( ) ( ) (50N, 19G)

McClard: (42G, 28B) ( ) (36N, 30N, 46N) ( ) ( ) ( ) ( ) ( ) ( ) ( ) ( ) ( ) ( ) ( ) ( )

Team: (42G, 28B) ( ) (36N, 30N, 46N) (46N, 44N, 36G, 20G) ( ) (44N) (36G, 47G, 34N, 25G) (30G) ( ) (43B, 26G, 50G) (28G) ( ) ( ) (50N, 19G)

Opponents: (31G, 35G) (33N) (48N) (45G) (25N) (39G) ( ) ( ) ( ) ( ) (35G) (28G) (47G, 37G) ( ) (35N)

1975 NFC WEST STANDINGS
Saints Finish: 4th place

	W	L	T	Pct.
Los Angeles	12	2	0	.857
San Francisco	5	9	0	.357
Atlanta	4	10	0	.286
New Orleans	**2**	**12**	**0**	**.143**

PASSING	Att	Cmp	Yds	Cmp%	Yds/Att	TD	TD%	Int	Int%	Long	Sk/Yds	Rating
Manning	338	159	1683	47.0	4.98	7	2.1	20	5.9	71t	49/390	44.3
Cipa	37	14	182	37.8	4.92	1	2.7	3	8.1	28	3/14	29.3
Scott	17	8	96	47.1	5.65	0	0.0	1	5.9	33	1/12	40.3
Saints	**392**	**181**	**1961**	**46.2**	**5.00**	**8**	**2.0**	**24**	**6.1**	**71t**	**53/416**	**42.7**
Opponents	**354**	**206**	**2587**	**58.2**	**7.31**	**25**	**7.1**	**16**	**4.5**	**60t**	**28/200**	**85.7**

SAINTS STATISTICS

1976 RECORD: 4-10 FINISH: 3rd-NFC WEST

Date	W/L	Score	Opponent	Attendance
9/12	**L**	**9-40**	**Minnesota**	**58,156**
9/19	**L**	**6-24**	**Dallas**	**61,413**
9/26	W	27-17	at Kansas City	53,918
10/3	**L**	**26-31**	**Houston**	**51,973**
10/10	**W**	**30-0**	**Atlanta**	**51,521**
10/17	L	3-33	at San Francisco	43,160
10/24	**L**	**10-16**	**Los Angeles**	**51,984**
10/31	L	20-23	at Atlanta	34,127
11/7	L	27-32	at Green Bay (Mil.)	52,936
11/14	**W**	**17-16**	**Detroit**	**42,048**
11/21	W	51-27	at Seattle	61,865
11/28	L	14-33	at Los Angeles	54,906
12/5	L	6-27	at New England	53,592
12/12	**L**	**7-27**	**San Francisco**	**42,536**

TEAM STATISTICS	N.O.	OPP.
TOTAL FIRST DOWNS	**226**	**275**
Rushing	92	129
Passing	111	121
Penalty	23	25
3rd Down: Made/Att.	63/210	81/214
3rd Down: Pct.	29.0	37.9
4th Down: Made/Att.	2/2	0/0
4th Down: Pct.	100.0	0.0
POSSESSION AVG.		
TOTAL NET YARDS	**3759**	**4491**
Avg. Per Game	268.5	320.8
Total Plays	885	960
Avg. Per Play	4.2	4.7
NET YARDS RUSHING	**1775**	**2289**
Avg. Per Game	126.8	163.5
Total Rushes	431	554
NET YARDS PASSING	**1984**	**2202**
Avg. Per Game	141.7	157.3
Sacked/Yards Lost	51/369	39/312
Gross Yards	2353	2514
Att./Completions	403/206	367/200
Completion Pct.	51.1	54.5
Had Intercepted	14	12
PUNTS/AVERAGE	**101/39.3**	**88/39.4**
NET PUNTING AVG.	**101/31.0**	**88/32.9**
PENALTIES/YARDS	**103/901**	**105/883**
FUMBLES/BALL LOST	**32/18**	**38/27**
TOUCHDOWNS	**29**	**44**
Rushing	16	22
Passing	8	18
Returns	5	4

Score by Periods	1	2	3	4	OT	TOT
Saints	23	83	75	72	0	253
Opponents	69	116	69	92	0	346

SCORING	TD	Ru	Pa	Rt	PAT	FG	S	TP
Szaro	0	0	0	0	25/29	18/23	0	79
Galbreath	8	7	1	0			0	48
Childs	4	1	3	0			0	24
Burton	2	0	2	0			0	12
Douglass	2	2	0	0			0	12
Merlo	2	0	0	2			0	12
Muncie	2	2	0	0			0	12
Strachan	2	2	0	0			0	12
Capone	1	0	0	1			0	6
Maxson	1	1	0	0			0	6
Myers	1	0	0	1			0	6
Owens	1	0	1	0			0	6
Price	1	0	0	1			0	6
Scott	1	1	0	0			0	6
Thaxton	1	0	1	0			0	6
Saints	**29**	**16**	**8**	**5**	**25/29**	**18/23**	**0**	**253**
Opponents	**44**	**22**	**18**	**4**	**36/44**	**14/17**	**2**	**346**

SACKS: Saints 39.0, Opp. 51.0

RUSHING	No	Yds	Avg	LG	TD
Muncie	149	659	4.4	51	2
Galbreath	136	570	4.2	74t	7
Strachan	66	258	3.9	31	2
Maxson	34	120	3.5	16	1
Douglass	21	92	4.4	19	2
Scott	12	48	4.0	13	1
Kim Jones	6	21	3.5	10	0
Childs	1	16	16.0	16t	1
A. Jones	1	2	2.0	2	0
Burton	3	-4	-1.3	4	0
Seal	2	-7	-3.5	-1	0
Saints	**431**	**1775**	**4.1**	**74t**	**16**
Opponents	**554**	**2289**	**4.1**	**38**	**22**

RECEIVING	No	Yds	Avg	LG	TD
Galbreath	54	420	7.8	35	1
Herrmann	34	535	15.7	57	0
Muncie	31	272	8.8	33	0
Childs	26	349	13.4	46t	3
Burton	18	297	16.5	69t	2
Owens	12	241	20.1	74	1
Seal	9	72	8.0	15	0
Thaxton	7	112	16.0	25t	1
Maxson	7	21	3.0	14	0
Strachan	6	22	3.7	14	0
Kim Jones	1	14	14.0	14	0
Douglass	1	-2	-2.0	-2	0
Saints	**206**	**2353**	**11.4**	**74**	**8**
Opponents	**200**	**2514**	**12.6**	**55t**	**18**

INTERCEPTIONS	No	Yds	Avg	LG	TD
Merlo	4	142	35.5	83t	2
Athas	2	22	11.0	22	0
Jackson	2	5	2.5	5	0
Price	1	23	23.0	23t	1
Crist	1	20	20.0	20	0
Myers	1	0	0.0	0	0
Spencer	1	0	0.0	0	0
Saints	**12**	**212**	**17.7**	**83t**	**3**
Opponents	**14**	**140**	**10.0**	**32**	**1**

PUNTING	No	Yds	Avg	Net	TB	I20	LG	B
Blanchard	101	3974	39.3	31.0	5	14	63	0
Saints	**101**	**3974**	**39.3**	**31.0**	**5**	**14**	**63**	**0**
Opponents	**88**	**3469**	**39.4**	**32.9**	**10**	**16**	**67**	**1**

PUNT RET	Ret	FC	Yds	Avg	LG	TD
Athas	35	10	332	9.5	67	0
Galbreath	2	0	8	4.0	4	0
McQuay	2	0	5	2.5	11	0
Myers	2	0	22	11.0	11	0
Crist	1	2	8	8.0	8	0
Owens	0	2	0	---	---	0
Saints	**42**	**14**	**375**	**8.9**	**67**	**0**
Opponents	**64**	**10**	**742**	**11.6**	**60t**	**1**

KICKOFF RET	No	Yds	Avg	LG	TD
Galbreath	20	399	20.0	32	0
Maxson	11	191	17.4	28	0
McQuay	8	151	18.9	28	0
Thaxton	8	185	23.1	41	0
Chapman	3	63	21.0	26	0
Muncie	3	69	23.0	28	0
Athas	2	68	34.0	39	0
Capone	2	0	0.0	0	0
Schumacher	2	17	8.5	14	0
Childs	1	6	6.0	6	0
Hart	1	12	12.0	12	0
Kim Jones	1	12	12.0	12	0
Saints	**62**	**1173**	**18.9**	**41**	**0**
Opponents	**54**	**1359**	**25.2**	**45**	**0**

FIELD GOALS	1-19	20-29	30-39	40-49	50+
Szaro	1/1	8/8	4/5	4/7	1/2
Saints	**1/1**	**8/8**	**4/5**	**4/7**	**1/2**
Opponents	**1/1**	**5/5**	**5/6**	**3/4**	**0/1**

Szaro: (45G) (55N) (26G, 46N, 27G) (20G, 26G, 43G, 26G) (18G) (46G) (22G) ( ) (30G, 32G) (37G, 48N) (46G, 36G, 21G) ( ) (50G, 47N, 29G) (37N)

Opponents: (24G, 35G) (25G) (51N, 27G) (31G) ( ) (19G, 31G) (49G) ( ) (38G, 32N) (43G) ( ) (33G, 25G) (43N) (45G, 23G)

1976 NFC WEST STANDINGS
Saints Finish: 3rd place

	W	L	T	Pct.
Los Angeles	10	3	1	.750
San Francisco	8	6	0	.571
New Orleans	**4**	**10**	**0**	**.286**
Atlanta	4	10	0	.286
Seattle	2	12	0	.143

PASSING	Att	Cmp	Yds	Cmp%	Yds/Att	TD	TD%	Int	Int%	Long	Sk/Yds	Rating
Douglass	213	103	1288	48.4	6.05	4	1.9	8	3.8	74	26/189	58.2
Scott	190	103	1065	54.2	5.61	4	2.1	6	3.2	60t	24/162	64.5
Blanchard	0	0	0	---	---	0	---	0	---	---	1/18	---
Saints	**403**	**206**	**2353**	**51.1**	**5.84**	**8**	**2.0**	**14**	**3.5**	**74**	**51/369**	**61.2**
Opponents	**367**	**200**	**2514**	**54.5**	**6.85**	**18**	**4.9**	**12**	**3.3**	**55t**	**39/312**	**78.8**

1977 RECORD: 3-11 FINISH: 4th-NFC WEST

Date	W/L	Score	Opponent	Attendance
9/18	**L**	**20-24**	**Green Bay**	**56,250**
9/25	L	19-23	at Detroit	51,548
10/2	W	42-24	at Chicago	51,488
10/9	**L**	**0-14**	**San Diego**	**53,942**
10/16	L	7-14	at Los Angeles	46,045
10/23	L	31-49	at St. Louis	48,417
10/30	**W**	**27-26**	**Los Angeles**	**59,023**
11/6	L	7-28	at Philadelphia	53,482
11/13	**Lot**	**7-10**	**San Francisco**	**41,564**
11/20	**W**	**21-20**	**Atlanta**	**43,135**
11/27	L	17-20	at San Francisco	33,702
12/4	**L**	**13-16**	**New York Jets**	**40,464**
12/11	**L**	**14-33**	**Tampa Bay**	**40,124**
12/18	L	7-35	at Atlanta	36,895

TEAM STATISTICS	N.O.	OPP.
TOTAL FIRST DOWNS	**223**	**272**
Rushing	115	153
Passing	96	103
Penalty	12	16
3rd Down: Made/Att.	71/201	89/215
3rd Down: Pct.	35.3	41.4
4th Down: Made/Att.	0/0	0/0
4th Down: Pct.	0.0	0.0
POSSESSION AVG.	**27:33**	**32:27**
TOTAL NET YARDS	**3597**	**4622**
Avg. Per Game	256.9	330.1
Total Plays	851	940
Avg. Per Play	4.2	4.9
NET YARDS RUSHING	**2024**	**2729**
Avg. Per Game	144.6	194.9
Total Rushes	484	623
NET YARDS PASSING	**1573**	**1893**
Avg. Per Game	112.4	135.2
Sacked/Yards Lost	46/360	27/234
Gross Yards	1933	2127
Att./Completions	321/166	290/154
Completion Pct.	51.7	53.1
Had Intercepted	21	10
PUNTS/AVERAGE	**87/41.0**	**75/38.8**
NET PUNTING AVG.	**87/31.6**	**75/32.9**
PENALTIES/YARDS	**86/794**	**104/972**
FUMBLES/BALL LOST	**20/11**	**29/15**
TOUCHDOWNS	**31**	**42**
Rushing	14	21
Passing	13	15
Returns	4	6

Score by Periods	1	2	3	4	OT	TOT
Saints	20	105	38	69	0	232
Opponents	69	111	62	91	3	336

SCORING	TD	Ru	Pa	Rt	PAT	FG	S	TP
Childs	9	0	9	0			0	54
Szaro	0	0	0	0	29/31	5/12	0	44
Muncie	7	6	1	0			0	42
Manning	5	5	0	0			0	30
Galbreath	3	3	0	0			0	18
Chapman	1	0	0	1			0	6
Gilliam	1	0	1	0			0	6
Grooms	1	0	1	0			0	6
Merlo	1	0	0	1			0	6
Myers	1	0	0	1			0	6
Pollard	1	0	0	1			0	6
Thaxton	1	0	1	0			0	6
Saints	**31**	**14**	**13**	**4**	**29/31**	**5/12**	**1**	**232**
Opponents	**42**	**21**	**15**	**6**	**39/41**	**15/24**	**0**	**336**

SACKS: Saints 27.0, Opp. 46.0

RUSHING	No	Yds	Avg	LG	TD
Muncie	201	811	4.0	36	6
Galbreath	168	644	3.8	26	3
Strachan	55	271	4.9	18	0
Manning	39	270	6.9	27	5
Douglass	2	23	11.5	20	0
Kim Jones	8	23	2.9	8	0
Scott	4	11	2.8	9	0
Thaxton	1	-3	-3.0	-3	0
Boykin	5	-9	-1.8	4	0
Herrmann	1	-17	-17.0	-17	0
Saints	**484**	**2024**	**4.2**	**36**	**14**
Opponents	**623**	**2729**	**4.4**	**80**	**21**

RECEIVING	No	Yds	Avg	LG	TD
Galbreath	41	265	6.5	30	0
Childs	33	518	15.7	59t	9
Herrmann	32	408	12.8	39	0
Muncie	21	248	11.8	35t	1
Thaxton	14	211	15.1	41	1
Gilliam	11	133	12.1	23	1
Mauti	4	71	17.8	23	0
Strachan	3	26	8.7	10	0
Boykin	3	21	7.0	9	0
Burton	1	13	13.0	13	0
Kim Jones	1	9	9.0	9	0
Parker	1	7	7.0	7	0
Grooms	1	3	3.0	3t	1
Saints	**166**	**1933**	**11.6**	**59t**	**13**
Opponents	**154**	**2127**	**13.8**	**58**	**15**

INTERCEPTIONS	No	Yds	Avg	LG	TD
Crist	4	6	1.5	6	0
Merlo	1	57	57.0	57t	1
Chapman	1	16	16.0	16	0
Hughes	1	2	2.0	2	0
Myers	1	2	2.0	2	0
Jackson	1	0	0.0	0	0
Marsalis	1	0	0.0	0	0
Saints	**10**	**83**	**8.3**	**57t**	**1**
Opponents	**21**	**392**	**18.7**	**72t**	**4**

PUNTING	No	Yds	Avg	Net	TB	I20	LG	B
Blanchard	82	3474	42.4	31.5	11	11	66	2
Scott	3	95	31.7	31.7	0	0	34	0
Saints	**87**	**3569**	**41.0**	**31.6**	**11**	**11**	**66**	**2**
Opponents	**75**	**2909**	**38.8**	**32.9**	**8**	**15**	**54**	**1**

PUNT RET	Ret	FC	Yds	Avg	LG	TD
Mauti	37	10	281	7.6	33	0
Saints	**37**	**10**	**281**	**7.6**	**33**	**0**
Opponents	**51**	**9**	**604**	**11.8**	**88t**	**2**

KICKOFF RET	No	Yds	Avg	LG	TD
Mauti	27	609	22.6	38	0
Chapman	15	385	25.7	92t	1
Willis	8	148	18.5	27	0
Boykin	5	76	15.2	24	0
Campbell	2	33	16.5	20	0
Kim Jones	2	23	11.5	13	0
Kingrea	2	21	10.5	21	0
Muncie	1	19	19.0	19	0
Jimmy Stewart	1	33	33.0	33	0
Thaxton	0	8	---	8	0
Saints	**63**	**1355**	**21.5**	**92t**	**1**
Opponents	**45**	**1075**	**23.9**	**60**	**0**

FIELD GOALS	1-19	20-29	30-39	40-49	50+
Szaro	0/0	3/4	2/3	0/2	0/3
Saints	**0/0**	**3/4**	**2/3**	**0/2**	**0/3**
Opponents	**1/2**	**5/7**	**3/6**	**6/6**	**0/3**

Szaro: ( ) (26G) (52N) ( ) (44N) (51N, 22G) (23G, 50N, 42N, 31G) ( ) (30N) ( ) (30G) ( ) ( ) (29N)

Opponents: (19G) (37N, 43G) (21G) ( ) (29N) (30N) (36G, 27G, 52N) ( ) (24N, 50N, 33G) (31G, 40G) (40G, 51N, 42G) (19N, 48G, 29G, 27G) (33N, 40G, 25G) ( )

1977 NFC WEST STANDINGS
Saints Finish: 4th place

	W	L	T	Pct.
Los Angeles	10	4	0	.714
Atlanta	7	7	0	.500
San Francisco	5	9	0	.357
New Orleans	**3**	**11**	**0**	**.214**

PASSING	Att	Cmp	Yds	Cmp%	Yds/Att	TD	TD%	Int	Int%	Long	Sk/Yds	Rating
Manning	205	113	1284	55.1	6.26	8	3.9	9	4.4	59t	36/288	68.8
Scott	82	36	516	43.9	6.29	3	3.7	8	9.8	53t	5/43	37.5
Douglass	31	16	130	51.6	4.19	1	3.2	3	9.7	31	5/29	33.7
Blanchard	3	1	3	33.3	1.00	1	33.3	1	33.3	3t	0/0	42.4
Saints	**321**	**166**	**1933**	**51.7**	**6.02**	**13**	**4.0**	**21**	**6.5**	**59t**	**46/360**	**56.5**
Opponents	**290**	**154**	**2127**	**53.1**	**7.33**	**15**	**5.2**	**10**	**3.4**	**58**	**27/234**	**79.8**

SAINTS STATISTICS

1978 RECORD: 7-9 FINISH: 3rd-NFC WEST

Date	W/L	Score	Opponent	Attendance
9/3	**W**	**31-24**	**Minnesota**	**54,187**
9/10	L	17-28	at Green Bay (Mil.)	54,336
9/17	**L**	**17-24**	**Philadelphia**	**49,242**
9/24	W	20-18	at Cincinnati	40,455
10/1	**L**	**20-26**	**Los Angeles**	**61,659**
10/8	**L**	**16-24**	**Cleveland**	**50,158**
10/15	W	14-7	at San Francisco	37,671
10/22	W	10-3	at Los Angeles	47,574
10/29	**W**	**28-17**	**New York Giants**	**58,807**
11/5	L	14-20	at Pittsburgh	48,526
11/12	**L**	**17-20**	**Atlanta**	**70,323**
11/19	L	7-27	at Dallas	57,920
11/26	L	17-20	at Atlanta	55,521
12/3	**W**	**24-13**	**San Francisco**	**50,068**
12/10	**L**	**12-17**	**Houston**	**63,169**
12/17	W	17-10	at Tampa Bay	51,207

TEAM STATISTICS	N.O.	OPP.
TOTAL FIRST DOWNS	**295**	**286**
Rushing	119	129
Passing	154	130
Penalty	22	27
3rd Down: Made/Att.	88/232	94/238
3rd Down Pct.	37.9	39.5
4th Down: Made/Att.	0/0	0/0
4th Down Pct.	0.0	0.0
POSSESSION AVG.	**30:28**	**29:32**
TOTAL NET YARDS	**4996**	**4884**
Avg. Per Game	312.3	305.3
Total Plays	1028	1025
Avg. Per Play	4.9	4.8
NET YARDS RUSHING	**1845**	**2420**
Avg. Per Game	115.3	151.3
Total Rushes	512	574
NET YARDS PASSING	**3151**	**2464**
Avg. Per Game	196.9	154.0
Sacked/Yards Lost	37/301	33/236
Gross Yards	3452	2700
Att./Completions	479/294	418/215
Completion Pct.	61.4	51.4
Had Intercepted	16	21
PUNTS/AVERAGE	**86/41.1**	**71/40.2**
NET PUNTING AVG.	**86/32.5**	**71/35.3**
PENALTIES/YARDS	**104/1044**	**103/929**
FUMBLES/BALL LOST	**32/15**	**37/20**
TOUCHDOWNS	**35**	**33**
Rushing	17	9
Passing	17	21
Returns	1	3

Score by Periods	1	2	3	4	OT	TOT
Saints	54	102	37	88	0	281
Opponents	60	98	47	93	0	298

SCORING	TD	Ru	Pa	Rt	PAT	FG	S	TP
Galbreath	7	5	2	0	0/1	0/0	0	42
Muncie	7	7	0	0			0	42
Mike-Mayer	0	0	0	0	18/18	6/13	0	36
Childs	4	0	4	0			0	24
Ik. Harris	4	0	4	0			0	24
Strachan	4	4	0	0			0	24
Szaro	0	0	0	0	9/9	4/6	0	21
Chandler	2	0	2	0			0	12
Mauti	2	0	2	0			0	12
Owens	2	0	2	0			0	12
Leypoldt	0	0	0	0	4/5	2/3	0	10
Hardy	1	0	1	0			0	6
Manning	1	1	0	0			0	6
Myers	1	0	0	1			0	6
Jurich	0	0	0	0	2/2	0/3	0	2
Saints	**35**	**17**	**17**	**1**	**33/35**	**12/25**	**1**	**281**
Opponents	**33**	**9**	**21**	**3**	**32/33**	**22/33**	**1**	**298**

SACKS: Saints 33.0, Opp. 37.0

RUSHING	No	Yds	Avg	LG	TD
Galbreath	186	635	3.4	20t	5
Muncie	160	557	3.5	28t	7
Strachan	108	388	3.6	21	4
Manning	38	202	5.3	19	1
Kim Jones	9	31	3.4	8	0
Ik. Harris	2	22	11.0	22	0
Chandler	2	10	5.0	10	0
Holmes	2	4	2.0	4	0
Blanchard	2	0	0.0	0	0
Scott	1	0	0.0	0	0
Childs	2	-4	-2.0	-1	0
Saints	**512**	**1845**	**3.6**	**28t**	**17**
Opponents	**574**	**2420**	**4.2**	**63**	**9**

RECEIVING	No	Yds	Avg	LG	TD
Galbreath	74	582	7.9	35	2
Childs	53	869	16.4	52	4
Ik. Harris	40	590	14.8	45	4
Owens	40	446	11.2	47t	2
Chandler	35	472	13.5	58t	2
Muncie	26	233	9.0	34	0
Strachan	10	51	5.1	15	0
Mauti	8	69	8.6	16t	2
Hardy	5	131	26.2	71t	1
Kim Jones	2	10	5.0	6	0
Van Wagner	1	-1	-1.0	-1	0
Saints	**294**	**3452**	**11.7**	**71t**	**17**
Opponents	**215**	**2700**	**12.6**	**80t**	**21**

INTERCEPTIONS	No	Yds	Avg	LG	TD
Myers	6	167	27.8	97t	1
Spencer	4	83	20.8	37	0
Brown	4	50	12.5	19	0
Federspiel	2	12	6.0	12	0
Hughes	2	11	5.5	7	0
Chapman	2	-4	-2.0	0	0
Felton	1	0	0.0	0	0
Saints	**21**	**319**	**15.2**	**97t**	**1**
Opponents	**16**	**198**	**12.4**	**56**	**1**

PUNTING	No	Yds	Avg	Net	TB	I20	LG	B
Blanchard	84	3532	42.0	32.5	10	14	61	2
Saints	**86**	**3532**	**41.1**	**32.5**	**10**	**14**	**61**	**2**
Opponents	**71**	**2851**	**40.2**	**35.3**	**5**	**17**	**59**	**1**

PUNT RET	Ret	FC	Yds	Avg	LG	TD
Chandler	34	10	233	6.9	32	0
McGill	1	0	5	5.0	5	0
Schwartz	1	0	4	4.0	4	0
Mauti	0	3	0	---	---	0
Myers	0	1	0	---	---	0
Saints	**36**	**14**	**242**	**6.7**	**32**	**0**
Opponents	**59**	**4**	**539**	**9.1**	**55**	**0**

KICKOFF RET	No	Yds	Avg	LG	TD
Chandler	32	760	23.8	38	0
Mauti	17	388	22.8	39	0
Chapman	9	149	16.6	28	0
Schwartz	3	51	17.0	19	0
Hardy	2	3	1.5	3	0
Holmes	1	18	18.0	18	0
Rice	1	15	15.0	15	0
Saints	**65**	**1384**	**21.3**	**39**	**0**
Opponents	**53**	**1035**	**19.5**	**56**	**0**

FIELD GOALS	1-19	20-29	30-39	40-49	50+
Mike-Mayer	1/1	2/3	2/3	0/2	1/4
Szaro	0/0	2/2	2/2	0/2	0/0
Jurich	0/0	0/2	0/0	0/1	0/0
Leypoldt	0/0	1/2	1/1	0/0	0/0
Saints	**1/1**	**5/9**	**5/6**	**0/5**	**1/4**
Opponents	**0/0**	**11/12**	**4/8**	**6/10**	**1/3**

Mike-Mayer: ( ) ( ) ( ) ( ) ( ) ( ) ( ) ( ) (32G) ( ) (50N, 51N) (21G) ( ) (40N, 18G) (50G, 45N, 32N) (23N, 21G) (32G, 51N)

Szaro: (32G, 41B) (37G, 42N) (21G) ( ) ( ) (20G) ( ) ( ) ( ) ( ) ( ) ( ) ( ) ( ) ( ) ( ) ( ) ( )

Jurich: ( ) ( ) ( ) ( ) ( ) ( ) ( ) (42B, 23B, 22N) ( ) ( ) ( ) ( ) ( ) ( ) ( ) ( ) ( ) ( )

Leypoldt: ( ) ( ) ( ) (39G, 27G) (26N) (20G) ( ) ( ) ( ) ( ) ( ) ( ) ( ) ( ) ( ) ( ) ( )

Team: (32G, 41B) (37G, 42N) (21G) (39G, 27G) (26N) (20G) (42B, 23B, 22N) (32G) ( ) (50N, 51N) (21G) ( ) (40N, 18G) (50G, 45N, 32N) (23N, 21G) (32G, 51N)

Opponents: (44G) (51N) (39N, 45N, 21G) (20G, 22G, 47N, 42G) (51N, 49N, 34G, 39G) (40G) ( ) (20G, 38N) (50G, 28N) (27G, 21G, 31N) (22G, 32G) (47N, 24G, 26G) (37N, 39G, 28G) (45G, 42G) (22G) (47G)

1978 NFC WEST STANDINGS
Saints Finish: 3rd place

	W	L	T	Pct.
Los Angeles	12	4	0	.750
Atlanta	9	7	0	.563
New Orleans	**7**	**9**	**0**	**.438**
San Francisco	2	14	0	.125

PASSING	Att	Cmp	Yds	Cmp%	Yds/Att	TD	TD%	Int	Int%	Long	Sk/Yds	Rating
Manning	471	291	3416	61.8	7.25	17	3.6	16	3.4	71t	37/301	81.7
Scott	5	3	36	60.0	7.20	0	0.0	0	0.0	23	0/0	82.1
Ik. Harris	1	0	0	0.0	0.00	0	0.0	0	0.0	0	0/0	39.6
Muncie	1	0	0	0.0	0.00	0	0.0	0	0.0	0	0/0	39.6
Strachan	1	0	0	0.0	0.00	0	0.0	0	0.0	0	0/0	39.6
Saints	**479**	**294**	**3452**	**61.4**	**7.21**	**17**	**3.5**	**16**	**3.3**	**71t**	**37/301**	**81.2**
Opponents	**418**	**215**	**2700**	**51.4**	**6.46**	**21**	**5.0**	**21**	**5.0**	**80t**	**33/236**	**67.7**

1979 RECORD: 8-8 FINISH: 2nd-NFC WEST

Date	W/L	Score	Opponent	Attendance
9/2	**Lot**	**34-40**	**Atlanta**	**70,940**
9/9	L	19-28	at Green Bay (Mil.)	53,184
9/16	**L**	**14-26**	**Philadelphia**	**54,212**
9/23	W	30-21	at San Francisco	39,727
9/30	**W**	**24-14**	**New York Giants**	**51,543**
10/7	**L**	**17-35**	**Los Angeles**	**68,986**
10/14	W	42-14	at Tampa Bay	67,640
10/21	**W**	**17-7**	**Detroit**	**57,428**
10/28	W	14-10	at Washington	52,133
11/4	L	3-10	at Denver	74,482
11/11	**W**	**31-20**	**San Francisco**	**65,551**
11/18	L	24-38	at Seattle	60,055
11/25	W	37-6	at Atlanta	42,815
12/3	**L**	**35-42**	**Oakland**	**65,541**
12/9	**L**	**0-35**	**San Diego**	**61,059**
12/16	W	29-14	at Los Angeles	53,879

TEAM STATISTICS	N.O.	OPP.
TOTAL FIRST DOWNS	**315**	**334**
Rushing	160	147
Passing	135	168
Penalty	20	19
3rd Down: Made/Att.	86/215	105/239
3rd Down Pct.	40.0	43.9
4th Down: Made/Att.	0/0	0/0
4th Down Pct.	0.0	0.0
POSSESSION AVG.	**30:23**	**29:37**
TOTAL NET YARDS	**5627**	**5535**
Avg. Per Game	351.7	345.9
Total Plays	996	1055
Avg. Per Play	5.6	5.2
NET YARDS RUSHING	**2476**	**2469**
Avg. Per Game	154.8	154.3
Total Rushes	551	521
NET YARDS PASSING	**3151**	**3066**
Avg. Per Game	196.9	191.6
Sacked/Yards Lost	17/140	46/391
Gross Yards	3291	3457
Att./Completions	428/257	488/265
Completion Pct.	60.0	54.3
Had Intercepted	22	26
PUNTS/AVERAGE	**69/39.5**	**71/38.4**
NET PUNTING AVG.	**69/34.2**	**71/32.3**
PENALTIES/YARDS	**93/812**	**98/871**
FUMBLES/BALL LOST	**24/14**	**32/16**
TOUCHDOWNS	**46**	**47**
Rushing	28	22
Passing	16	24
Returns	2	1

Score by Periods	1	2	3	4	OT	TOT
Saints	62	146	81	81	0	370
Opponents	51	126	69	108	6	360

SCORING	TD	Ru	Pa	Rt	PAT	FG	S	TP
Yepremian	0	0	0	0	39/40	12/16	0	75
Galbreath	10	9	1	0	1/2	2/3	0	67
Muncie	11	11	0	0			0	66
Chandler	6	0	6	0			0	36
Strachan	6	6	0	0			0	36
Childs	5	0	5	0			0	30
Ik. Harris	2	0	2	0			0	12
Manning	2	2	0	0			0	12
Erxleben	0	0	0	0	4/4	2/2	0	10
Bordelon	1	0	0	1			0	6
Hardy	1	0	1	0			0	6
Myers	1	0	0	1			0	6
Owens	1	0	1	0			0	6
Grooms	0	0	0	0			1	2
Saints	**46**	**28**	**16**	**2**	**44/46**	**16/21**	**1**	**370**
Opponents	**47**	**22**	**24**	**1**	**45/46**	**11/17**	**0**	**360**

SACKS: Saints 46.0, Opp. 17.0

RUSHING	No	Yds	Avg	LG	TD
Muncie	238	1198	5.0	69t	11
Galbreath	189	708	3.7	27	9
Strachan	62	276	4.5	23	6
Manning	35	186	5.3	20	2
Holmes	17	68	4.0	14	0
Wilson	5	26	5.2	16	0
Ik. Harris	2	9	4.5	16	0
Kim Jones	3	5	1.7	3	0
Saints	**551**	**2476**	**4.5**	**69t**	**28**
Opponents	**521**	**2469**	**4.7**	**60**	**22**

RECEIVING	No	Yds	Avg	LG	TD
Chandler	65	1069	16.4	85	6
Galbreath	58	484	8.3	38	1
Childs	51	846	16.6	51	5
Muncie	40	308	7.7	28	0
Ik. Harris	25	395	15.8	42	2
Owens	7	72	10.3	21	1
Holmes	3	19	6.3	13	0
Strachan	3	9	3.0	5	0
Mauti	2	64	32.0	61	0
B. Williams	2	22	11.0	14	0
Hardy	1	3	3.0	3t	1
Saints	**257**	**3291**	**12.8**	**85**	**16**
Opponents	**265**	**3457**	**13.0**	**66t**	**24**

INTERCEPTIONS	No	Yds	Avg	LG	TD
Myers	7	127	18.1	52t	1
Hughes	4	62	15.5	40	0
Felton	4	53	13.3	53	0
Schwartz	2	31	15.5	22	0
Bordelon	2	24	12.0	19t	1
Chapman	2	12	6.0	12	0
Gray	1	32	32.0	32	0
McGill	1	6	6.0	6	0
Federspiel	1	4	4.0	4	0
Brown	1	2	2.0	2	0
Grooms	1	-2	-2.0	-2	0
Saints	**26**	**351**	**13.5**	**53**	**2**
Opponents	**22**	**199**	**9.0**	**35**	**1**

PUNTING	No	Yds	Avg	Net	TB	I20	LG	B
Partridge	57	2330	40.9	35.5	7	15	61	0
Chandler	8	248	31.0	26.4	0	0	40	0
Erxleben	4	148	37.0	31.5	0	1	40	0
Saints	**69**	**2726**	**39.5**	**34.2**	**7**	**16**	**61**	**0**
Opponents	**71**	**2724**	**38.4**	**32.3**	**10**	**13**	**60**	**2**

PUNT RET	Ret	FC	Yds	Avg	LG	TD
Mauti	27	13	218	8.1	33	0
Chandler	3	3	13	4.3	8	0
Saints	**30**	**16**	**231**	**7.7**	**33**	**0**
Opponents	**32**	**11**	**223**	**7.0**	**19**	**0**

KICKOFF RET	No	Yds	Avg	LG	TD
Mauti	36	801	22.3	39	0
Wilson	11	230	20.9	31	0
Holmes	8	120	15.0	20	0
Chandler	7	136	19.4	37	0
B. Williams	2	12	6.0	12	0
Kovach	1	10	10.0	10	0
Owens	1	10	10.0	10	0
Saints	**66**	**1319**	**20.0**	**39**	**0**
Opponents	**76**	**1523**	**20.0**	**53**	**0**

FIELD GOALS	1-19	20-29	30-39	40-49	50+
Yepremian	1/1	5/5	3/4	3/6	0/0
Galbreath	0/1	2/2	0/0	0/0	0/0
Erxleben	0/0	0/0	2/2	0/0	0/0
Saints	**1/2**	**7/7**	**5/6**	**3/6**	**0/0**
Opponents	**2/2**	**4/4**	**2/4**	**3/5**	**0/2**

Yepremian: ( ) ( ) ( ) (18G) (38G) (32G) ( ) (21G) (45B) (20G) (42G) (37N, 40G) (23G, 44G, 21G) ( ) (46N) (49N, 35G, 24G)

Galbreath: ( ) (23G, 27G, 19N) ( ) ( ) ( ) ( ) ( ) ( ) ( ) ( ) ( ) ( ) ( ) ( ) ( ) ( ) ( )

Erxleben: (37G, 38G) ( ) ( ) ( ) ( ) ( ) ( ) ( ) ( ) ( ) ( ) ( ) ( ) ( ) ( ) ( ) ( )

Team: (37G, 38G) (23G, 27G, 19N) ( ) (18G) (38G) (32G) ( ) (21G) (45B) (20G) (42G) (37N, 40G) (23G, 44G, 21G) ( ) (46N) (49N, 35G, 24G)

Opponents: (27G, 43G, 52N) ( ) (24G, 36G, 19G, 44G) ( ) (53N, 43N) ( ) ( ) ( ) (18G, 30B) (28G, 37N) (32G, 47G) (27G) ( ) (49N) ( ) ( )

1979 NFC WEST STANDINGS
Saints Finish: 2nd place

	W	L	T	Pct.
Los Angeles	9	7	0	.563
New Orleans	**8**	**8**	**0**	**.500**
Atlanta	6	10	0	.375
San Francisco	2	14	0	.125

PASSING	Att	Cmp	Yds	Cmp%	Yds/Att	TD	TD%	Int	Int%	Long	Sk/Yds	Rating
Manning	420	252	3169	60.0	7.55	15	3.6	20	4.8	85	17/140	75.6
Galbreath	3	2	70	66.7	23.33	0	0.0	1	33.3	48	0/0	70.1
Muncie	2	1	40	50.0	20.00	1	50.0	0	0.0	40t	0/0	135.4
Scott	2	2	12	100.0	6.00	0	0.0	0	0.0	6	0/0	91.7
Erxleben	1	0	0	0.0	0.00	0	0.0	1	100.0	0	0/0	0.0
Saints	**428**	**257**	**3291**	**60.0**	**7.69**	**16**	**3.7**	**22**	**5.1**	**85**	**17/140**	**75.2**
Opponents	**488**	**265**	**3457**	**54.3**	**7.08**	**24**	**4.9**	**26**	**5.3**	**66t**	**46/391**	**71.0**

SAINTS STATISTICS

1980 RECORD: 1-15 FINISH: 4th-NFC WEST

Date	W/L	Score	Opponent	Attendance
9/7	**L**	**23-26**	**San Francisco**	**58,621**
9/14	L	3-22	at Chicago	62,523
9/21	**L**	**26-35**	**Buffalo**	**51,154**
9/28	L	16-21	at Miami	40,946
10/5	**L**	**7-40**	**St. Louis**	**45,388**
10/12	L	13-24	at Detroit	78,147
10/19	**L**	**14-41**	**Atlanta**	**62,651**
10/26	L	14-22	at Washington	51,375
11/2	L	31-45	at Los Angeles	59,909
11/9	**L**	**21-34**	**Philadelphia**	**44,340**
11/16	L	13-31	at Atlanta	53,871
11/24	**L**	**7-27**	**Los Angeles**	**53,488**
11/30	**L**	**20-23**	**Minnesota**	**30,936**
12/7	Lot	35-38	at San Francisco	37,949
12/14	W	21-20	at New York Jets	38,077
12/21	**L**	**27-38**	**New England**	**38,277**

TEAM STATISTICS	N.O.	OPP.
TOTAL FIRST DOWNS	**285**	**360**
Rushing	80	178
Passing	183	155
Penalty	22	27
3rd Down: Made/Att.	65/203	95/225
3rd Down Pct.	32.0	42.2
4th Down: Made/Att.	0/1	0/0
4th Down Pct.	0.0	0.0
POSSESSION AVG.	**27:33**	**32:28**
TOTAL NET YARDS	**5010**	**6218**
Avg. Per Game	313.1	388.6
Total Plays	960	1102
Avg. Per Play	5.2	5.6
NET YARDS RUSHING	**1362**	**3106**
Avg. Per Game	85.1	194.1
Total Rushes	348	630
NET YARDS PASSING	**3648**	**3112**
Avg. Per Game	228.0	194.5
Sacked/Yards Lost	46/362	27/229
Gross Yards	4010	3341
Att./Completions	566/334	445/255
Completion Pct.	59.0	57.3
Had Intercepted	22	12
PUNTS/AVERAGE	**89/39.3**	**64/38.5**
NET PUNTING AVG.	**89/33.1**	**64/34.2**
PENALTIES/YARDS	**98/837**	**79/690**
FUMBLES/BALL LOST	**28/13**	**27/12**
TOUCHDOWNS	**37**	**60**
Rushing	9	28
Passing	26	31
Returns	2	1

Score by Periods	1	2	3	4	OT	TOT
Saints	55	90	71	75	0	291
Opponents	67	151	108	158	3	487

SCORING	TD	Ru	Pa	Rt	PAT	FG	S	TP
Ricardo	0	0	0	0	31/34	10/17	0	61
Chandler	6	0	6	0			0	36
Childs	6	0	6	0			0	36
Ik. Harris	6	0	6	0			0	36
Galbreath	5	3	2	0			0	30
Holmes	3	2	1	0			0	18
Rogers	3	1	2	0			0	18
Muncie	2	2	0	0			0	12
B. Williams	2	0	2	0			0	12
Wilson	2	1	1	0			0	12
Erxleben	0	0	0	0	2/2	2/5	0	8
Price	1	0	0	1			0	6
Reese	1	0	0	1			0	6
Saints	**37**	**9**	**26**	**2**	**33/36**	**12/22**	**0**	**291**
Opponents	**60**	**28**	**31**	**1**	**56/60**	**23/31**	**1**	**487**

SACKS: Saints 27.0, Opp. 46.0

RUSHING	No	Yds	Avg	LG	TD
Rogers	80	366	4.6	24	1
Galbreath	81	308	3.8	26	3
Wilson	63	188	3.0	15	1
Muncie	40	168	4.2	24	2
Manning	23	166	7.2	24	0
Holmes	38	119	3.1	20	2
Strachan	20	41	2.1	10	0
Chandler	1	9	9.0	9	0
Mauti	1	2	2.0	2	0
Banks	1	-5	-5.0	-5	0
Saints	**348**	**1362**	**3.9**	**26**	**9**
Opponents	**630**	**3106**	**4.9**	**69t**	**28**

RECEIVING	No	Yds	Avg	LG	TD
Chandler	65	975	15.0	50	6
Galbreath	57	470	8.2	21	2
Ik. Harris	37	692	18.7	44t	6
Childs	34	463	13.6	30	6
Wilson	31	241	7.8	42	1
Holmes	29	226	7.8	16	1
Rogers	27	267	9.9	43	2
B. Williams	26	351	13.5	56	2
Hardy	13	197	15.2	44	0
Muncie	7	25	3.6	8	0
Strachan	5	60	12.0	23	0
T. Owens	1	26	26.0	26	0
Mauti	1	10	10.0	10	0
Banks	1	7	7.0	7	0
Saints	**334**	**4010**	**12.0**	**56**	**26**
Opponents	**255**	**3341**	**13.1**	**71t**	**31**

INTERCEPTIONS	No	Yds	Avg	LG	TD
Myers	5	96	19.2	48	0
Brown	2	31	15.5	29	0
Marshall	2	17	8.5	17	0
Grooms	1	37	37.0	37	0
Mathis	1	15	15.0	15	0
Kovach	1	0	0.0	0	0
Saints	**12**	**196**	**16.3**	**48**	**0**
Opponents	**22**	**217**	**9.9**	**34**	**0**

PUNTING	No	Yds	Avg	Net	TB	I20	LG	B
Erxleben	89	3499	39.3	33.1	3	23	57	0
Saints	**89**	**3499**	**39.3**	**33.1**	**3**	**23**	**57**	**0**
Opponents	**64**	**2466**	**38.5**	**34.2**	**5**	**20**	**57**	**2**

PUNT RET	Ret	FC	Yds	Avg	LG	TD
Mauti	11	5	111	10.1	18	0
Chandler	8	6	36	4.5	11	0
Waymer	3	0	29	9.7	14	0
Myers	0	1	0	---	---	0
Saints	**22**	**12**	**176**	**8.0**	**18**	**0**
Opponents	**48**	**20**	**490**	**10.2**	**57t**	**1**

KICKOFF RET	No	Yds	Avg	LG	TD
Rogers	41	930	22.7	88	0
Mauti	31	798	25.7	52	0
Wilson	9	159	17.7	27	0
Galbreath	6	86	14.3	20	0
Holloway	1	0	0.0	0	0
Saints	**88**	**1973**	**22.4**	**88**	**0**
Opponents	**58**	**1159**	**20.0**	**62**	**0**

FIELD GOALS	1-19	20-29	30-39	40-49	50+
Ricardo	0/0	1/2	6/6	3/8	0/1
Erxleben	0/0	1/1	1/4	0/0	0/0
Saints	**0/0**	**2/3**	**7/10**	**3/8**	**0/1**
Opponents	**2/2**	**7/8**	**11/12**	**1/3**	**2/6**

Ricardo: ( ) ( ) (45G, 47G) (34G, 36G, 39G) ( ) (46G, 22G) (43N) ( ) (47N,36G) (49N, 51N) ( ) (47N) (25B) ( ) (42N) (30G, 38G)

Erxleben: (30N, 37G, 34N) (26G, 35N) ( ) ( ) ( ) ( ) ( ) ( ) ( ) ( ) ( ) ( ) ( ) ( ) ( ) ( ) ( ) ( ) ( ) ( )

Team: (30N, 37G, 34N) (26G, 35N) (45G, 47G) (34G, 36G, 39G) ( ) (46G, 22G) (43N) ( ) (47N,36G) (49N, 51N) ( ) (47N) (25B) ( ) (42N) (30G, 38G)

Opponents: (37G, 38G) (37G, 34G, 38N) (51B) ( )(25G, 36G) (44N, 31G) ( ) (50G, 28G, 35G, 50N, 52G, 38G) (27G, 23B) (32G, 30G) (19G) (53N, 59N, 23G, 19G) (28G) (36G) (43N, 26G, 47G) (22G)

1980 NFC WEST STANDINGS
Saints Finish: 4th place

	W	L	T	Pct.
Atlanta	12	4	0	.750
Los Angeles	11	5	0	.687
San Francisco	6	10	0	.375
New Orleans	**1**	**15**	**0**	**.063**

PASSING	Att	Cmp	Yds	Cmp%	Yds/Att	TD	TD%	Int	Int%	Long	Sk/Yds	Rating
Manning	509	309	3716	60.7	7.30	23	4.5	20	3.9	56	41/311	81.8
Scott	33	16	200	48.5	6.06	2	6.1	1	3.0	41	4/41	75.3
Benjamin	17	7	28	41.2	1.65	0	0.0	1	5.9	17	0/0	24.4
Holmes	3	1	23	33.3	7.67	1	33.3	0	0.0	23t	0/0	101.4
Galbreath	2	0	0	0.0	0.00	0	0.0	0	0.0	0	0/0	39.6
Chandler	1	1	43	100.0	43.00	0	0.0	0	0.0	43	1/10	118.8
Erxleben	1	0	0	0.0	0.00	0	0.0	0	0.0	0	0/0	39.6
Saints	**566**	**334**	**4010**	**59.0**	**7.08**	**26**	**4.6**	**22**	**3.9**	**56**	**46/362**	**79.9**
Opponents	**445**	**255**	**3341**	**57.3**	**7.51**	**31**	**7.0**	**12**	**2.7**	**71t**	**27/229**	**93.1**

1981 RECORD: 4-12 FINISH: 4th-NFC WEST

Date	W/L	Score	Opponent	Attendance
9/6	L	0-27	at Atlanta	57,406
9/13	**W**	**23-17**	**Los Angeles**	**62,063**
9/20	L	7-20	at New York Giants	69,814
9/27	L	14-21	at San Francisco	44,433
10/4	**L**	**6-20**	**Pittsburgh**	**64,578**
10/11	**L**	**14-31**	**Philadelphia**	**52,728**
10/18	L	17-20	at Cleveland	76,059
10/25	**W**	**17-7**	**Cincinnati**	**46,336**
11/1	**L**	**10-41**	**Atlanta**	**63,637**
11/8	W	21-13	at Los Angeles	61,068
11/15	L	10-20	at Minnesota	45,215
11/22	W	27-24	at Houston	49,581
11/29	**L**	**14-31**	**Tampa Bay**	**62,209**
12/6	L	3-30	at St. Louis	46,923
12/13	**L**	**7-35**	**Green Bay**	**45,518**
12/20	**L**	**17-21**	**San Francisco**	**43,639**

TEAM STATISTICS	N.O.	OPP.
TOTAL FIRST DOWNS	**280**	**303**
Rushing	126	127
Passing	124	161
Penalty	30	15
3rd Down: Made/Att.	91/225	94/209
3rd Down Pct.	40.4	45.0
4th Down: Made/Att.	0/0	0/0
4th Down Pct.	0.0	0.0
POSSESSION AVG.	**31:19**	**28:41**
TOTAL NET YARDS	**4705**	**5253**
Avg. Per Game	294.1	328.3
Total Plays	1028	1002
Avg. Per Play	4.6	5.2
NET YARDS RUSHING	**2286**	**1916**
Avg. Per Game	142.9	119.8
Total Rushes	546	504
NET YARDS PASSING	**2419**	**3337**
Avg. Per Game	151.2	208.6
Sacked/Yards Lost	41/359	27/241
Gross Yards	2778	3578
Att./Completions	441/238	471/287
Completion Pct.	54.0	60.9
Had Intercepted	27	17
PUNTS/AVERAGE	**66/40.5**	**69/44.1**
NET PUNTING AVG.	**66/34.4**	**69/35.6**
PENALTIES/YARDS	**109/909**	**118/1089**
FUMBLES/BALL LOST	**40/20**	**31/17**
TOUCHDOWNS	**24**	**46**
Rushing	16	17
Passing	8	26
Returns	0	3

Score by Periods	1	2	3	4	OT	TOT
Saints	51	57	44	55	0	207
Opponents	79	117	72	110	0	378

SCORING	TD	Ru	Pa	Rt	PAT	FG	S	TP
G. Rogers	13	13	0	0			0	78
Ricardo	0	0	0	0	24/24	13/25	0	63
W. Wilson	5	1	4	0			0	30
Holmes	2	2	0	0			0	12
Chandler	1	0	1	0			0	6
Groth	1	0	1	0			0	6
Hardy	1	0	1	0			0	6
Merkens	1	0	1	0			0	6
Saints	**24**	**16**	**8**	**0**	**24/24**	**13/25**	**0**	**207**
Opponents	**46**	**17**	**26**	**3**	**44/44**	**19/25**	**0**	**378**

SACKS: Saints 27.0, Opp. 41.0

RUSHING	No	Yds	Avg	LG	TD
G. Rogers	378	1674	4.4	79t	13
Holmes	58	194	3.3	11	2
Tyler	36	183	5.1	42	0
W. Wilson	44	137	3.1	13	1
J. Rogers	9	37	4.1	15	0
Manning	2	28	14.0	15	0
Groth	2	27	13.5	28	0
Erxleben	2	10	5.0	26	0
Stauch	2	6	3.0	5	0
D. Wilson	5	1	0.2	9	0
Merkens	2	-1	-.5	2	0
Caster	1	-3	-3.0	-3	0
Myers	2	-3	-1.5	6	0
Scott	3	-4	-1.3	-1	0
Saints	**546**	**2286**	**4.2**	**79t**	**16**
Opponents	**504**	**1916**	**3.8**	**44t**	**17**

RECEIVING	No	Yds	Avg	LG	TD
Holmes	38	206	5.4	19	0
W. Wilson	31	384	12.4	55	4
Merkens	29	458	15.8	50	1
Hardy	23	275	12.0	27	1
Tyler	23	135	5.9	18	0
Groth	20	380	19.0	54	1
Chandler	17	285	16.8	39	1
G. Rogers	16	126	7.9	25	0
Thompson	6	81	13.5	25	0
Martini	8	72	9.0	15	0
Brenner	7	143	20.4	34	0
Caster	7	108	15.4	31	0
B. Williams	5	50	10.0	13	0
Ik. Harris	2	33	16.5	20	0
Banks	2	18	9.0	12	0
J. Rogers	2	12	6.0	9	0
Stauch	1	7	7.0	7	0
Lafary	1	5	5.0	5	0
Saints	**238**	**2778**	**11.7**	**55**	**8**
Opponents	**287**	**3578**	**12.5**	**60t**	**26**

INTERCEPTIONS	No	Yds	Avg	LG	TD
Waymer	4	54	13.5	31	0
Wattelet	3	16	5.3	16	0
Myers	2	70	35.0	54	0
Ray	1	33	33.0	33	0
Nairne	1	18	18.0	18	0
Kovach	1	13	13.0	13	0
Redd	1	7	7.0	7	0
Bordelon	1	3	3.0	3	0
Gary	1	0	0.0	0	0
Poe	1	0	0.0	0	0
Spivey	1	0	0.0	0	0
Saints	**17**	**214**	**12.6**	**54**	**0**
Opponents	**27**	**479**	**17.7**	**53**	**1**

PUNTING	No	Yds	Avg	Net	TB	I20	LG	B
Erxleben	66	2672	40.5	34.4	6	11	60	0
Saints	**66**	**2672**	**40.5**	**34.4**	**6**	**11**	**60**	**0**
Opponents	**69**	**3045**	**44.1**	**35.6**	**8**	**11**	**61**	**0**

PUNT RET	Ret	FC	Yds	Avg	LG	TD
Groth	37	6	436	11.8	36	0
Banks	2	0	0	0.0	0	0
Merkens	1	1	-12	-12.0	-12	0
Poe	1	0	2	2.0	2	0
Saints	**41**	**7**	**426**	**10.4**	**36**	**0**
Opponents	**36**	**13**	**282**	**7.8**	**52**	**0**

KICKOFF RET	No	Yds	Avg	LG	TD
W. Wilson	31	722	23.3	57	0
J. Rogers	28	621	22.2	44	0
Groth	3	50	16.7	21	0
Stauch	3	65	21.7	29	0
Brock	2	18	9.0	12	0
Merkens	2	38	19.0	20	0
Banks	1	9	9.0	9	0
Saints	**70**	**1523**	**21.8**	**57**	**0**
Opponents	**50**	**966**	**19.3**	**40**	**0**

FIELD GOALS	1-19	20-29	30-39	40-49	50+
Ricardo	0/0	5/5	3/9	5/10	0/1
Saints	**0/0**	**5/5**	**3/9**	**5/10**	**0/1**
Opponents	**2/2**	**7/7**	**3/5**	**5/7**	**2/4**

Ricardo: (36B) (45G, 46G, 34G) ( ) ( ) (26G, 33G) ( ) (49N, 21G, 32B, 37N) (48N, 38G) (28G, 51N) (32N, 35N) (24G) (41B, 46G, 42G) (44N) (44G, 37N, 48N) ( ) (27G)

Opponents: (37N) (40G) (52N, 20G, 55G, 46N, 56N) ( ) (25G, 43G) (22G, 38N, 49N) (34G, 19G) ( ) (25G, 22G) (44G, 24G) (35G, 19G) (49G) (51G) (41G, 31G, 24G) ( ) ( )

1981 NFC WEST STANDINGS
Saints Finish: 4th place

	W	L	T	Pct.
San Francisco	13	3	0	.813
Atlanta	7	9	0	.438
Los Angeles	6	10	0	.375
New Orleans	**4**	**12**	**0**	**.250**

PASSING	Att	Cmp	Yds	Cmp%	Yds/Att	TD	TD%	Int	Int%	Long	Sk/Yds	Rating
Manning	232	134	1447	57.8	6.24	5	2.2	11	4.7	55	21/164	63.6
D. Wilson	159	82	1058	51.6	6.65	1	0.6	11	6.9	50	12/121	46.1
Scott	46	20	245	43.5	5.33	1	2.2	5	10.9	31	7/72	28.2
Merkens	2	1	20	50.0	10.00	0	0.0	0	0.0	20	1/2	85.4
Myers	2	1	8	50.0	4.00	1	50.0	0	0.0	8t	0/0	100.0
Saints	**441**	**238**	**2778**	**54.0**	**6.30**	**8**	**1.8**	**27**	**6.1**	**55**	**41/359**	**53.8**
Opponents	**471**	**287**	**3578**	**60.9**	**7.60**	**26**	**5.5**	**17**	**3.6**	**60t**	**27/241**	**87.9**

SAINTS STATISTICS

1982 RECORD: 4-5 FINISH: 2nd-NFC WEST

Date	W/L	Score	Opponent	Attendance
9/12	**L**	**7-21**	**St. Louis**	**58,673**
9/19	W	10-0	at Chicago	56,600
11/21	**W**	**27-17**	**Kansas City**	**39,341**
11/28	W	23-20	at San Francisco	51,611
12/5	**L**	**10-13**	**Tampa Bay**	**61,709**
12/12	L	0-35	at Atlanta	39,535
12/19	L	7-21	at Dallas	64,506
12/26	**L**	**10-27**	**Washington**	**48,667**
1/2	**W**	**35-6**	**Atlanta**	**47,336**

TEAM STATISTICS	N.O.	OPP.
TOTAL FIRST DOWNS	**173**	**151**
Rushing	79	58
Passing	76	81
Penalty	18	12
3rd Down: Made/Att.	48/128	36/103
3rd Down Pct.	37.5	35.0
4th Down: Made/Att.	6/11	3/3
4th Down Pct.	54.5	100.0
POSSESSION AVG.	**32:07**	**27:53**
TOTAL NET YARDS	**2655**	**2607**
Avg. Per Game	295.0	289.7
Total Plays	602	531
Avg. Per Play	4.4	4.9
NET YARDS RUSHING	**1257**	**974**
Avg. Per Game	139.7	108.2
Total Rushes	331	255
NET YARDS PASSING	**1398**	**1633**
Avg. Per Game	155.3	181.4
Sacked/Yards Lost	23/173	31/231
Gross Yards	1571	1864
Att./Completions	248/137	245/149
Completion Pct.	55.2	60.8
Had Intercepted	14	9
PUNTS/AVERAGE	**46/43.0**	**51/41.1**
NET PUNTING AVG.	**46/35.2**	**51/36.7**
PENALTIES/YARDS	**63/514**	**52/459**
FUMBLES/BALL LOST	**17/10**	**23/13**
TOUCHDOWNS	**16**	**19**
Rushing	8	8
Passing	8	11
Returns	0	0

Score by Periods	1	2	3	4	OT	TOT
Saints	31	27	26	45	0	129
Opponents	14	64	34	48	0	160

SCORING	TD	Ru	Pa	Rt	PAT	FG	S	TP
Wilson	5	3	2	0			0	30
Fritsch	0	0	0	0	8/9	4/7	0	20
G. Rogers	3	3	0	0			0	18
Andersen	0	0	0	0	6/6	2/5	0	12
Duckett	2	0	2	0			0	12
J. Rogers	2	2	0	0			0	12
Groth	1	0	1	0			0	6
Hardy	1	0	1	0			0	6
Hurley	1	0	1	0			0	6
Thompson	1	0	1	0			0	6
Erxleben	0	0	0	0	1/1	0/1	0	1
Saints	**16**	**8**	**8**	**0**	**15/16**	**6/13**	**0**	**129**
Opponents	**19**	**8**	**11**	**0**	**19/19**	**9/12**	**0**	**160**

SACKS: B. Clark 5.5, Jackson 4.5, Moore 4.0, Gary 3.0, Re. Lewis 3.0, Paul 3.0, Kovach 2.5, Wilks 2.0, Bordelon 1.0, Nairne 1.0, Warren 1.0, Winston 0.5, **Saints 31.0, Opp. 23.0**

RUSHING	No	Yds	Avg	LG	TD
G. Rogers	122	535	4.4	38	3
Wilson	103	413	4.0	20	3
J. Rogers	60	178	3.0	32	2
Gajan	19	77	4.1	12	0
Merkens	9	30	3.3	19	0
Tyler	10	21	2.1	11	0
Holmes	2	8	4.0	5	0
Thompson	1	2	2.0	2	0
Groth	1	1	1.0	1	0
L. Scott	1	-4	-4.0	-4	0
Stabler	3	-4	-1.3	0	0
Saints	**331**	**1257**	**3.8**	**38**	**8**
Opponents	**255**	**974**	**3.8**	**40**	**8**

RECEIVING	No	Yds	Avg	LG	TD
Groth	30	383	12.8	39	1
Wilson	25	175	7.0	34	2
L. Scott	17	251	14.8	36	0
Brenner	16	171	10.7	25	0
Duckett	12	196	16.3	31	2
Thompson	8	138	17.3	48	1
Hardy	8	67	8.4	31	1
Mauti	4	70	17.5	37	0
Tyler	4	31	7.8	12	0
G. Rogers	4	21	5.3	10	0
J. Rogers	4	17	4.3	6	0
Gajan	3	10	3.3	9	0
Hurley	1	39	39.0	39t	1
Holmes	1	2	2.0	2	0
Saints	**137**	**1571**	**11.5**	**48**	**8**
Opponents	**149**	**1864**	**12.5**	**58t**	**11**

INTERCEPTIONS	No	Yds	Avg	LG	TD
Gary	2	25	12.5	19	0
Winston	2	-2	-1.0	0	0
Jackson	1	32	32.0	32	0
Hurley	1	26	26.0	26	0
Paul	1	14	14.0	14	0
Ro. Lewis	1	12	12.0	12	0
Nairne	1	1	1.0	1	0
Saints	**9**	**108**	**12.0**	**32**	**0**
Opponents	**14**	**79**	**5.6**	**35**	**0**

PUNTING	No	Yds	Avg	Net	TB	I20	LG	B
Erxleben	46	1976	43.0	35.2	6	6	60	0
Saints	**46**	**1976**	**43.0**	**35.2**	**6**	**6**	**60**	**0**
Opponents	**51**	**2094**	**41.1**	**36.7**	**4**	**11**	**59**	**0**

PUNT RET	Ret	FC	Yds	Avg	LG	TD
Groth	21	13	144	6.9	18	0
Saints	**21**	**13**	**144**	**6.9**	**18**	**0**
Opponents	**29**	**4**	**239**	**8.2**	**19**	**0**

KICKOFF RET	No	Yds	Avg	LG	TD
Thompson	10	211	21.1	35	0
Wilson	7	192	27.4	75	0
Mauti	5	93	18.6	22	0
Duckett	2	39	19.5	25	0
Gajan	1	18	18.0	18	0
J. Rogers	1	24	24.0	24	0
Saints	**26**	**577**	**22.2**	**75**	**0**
Opponents	**20**	**388**	**19.4**	**30**	**0**

FIELD GOALS	1-19	20-29	30-39	40-49	50+
Fritsch	1/1	1/2	0/1	2/3	0/0
Andersen	0/0	0/0	1/1	1/3	0/1
Erxleben	0/0	0/1	0/0	0/0	0/0
Saints	**1/1**	**1/3**	**1/2**	**3/6**	**0/1**
Opponents	**0/0**	**2/2**	**2/3**	**4/4**	**1/3**

Fritsch: ( ) (40G) (19G, 42G) (27G) (33N) ( ) (29B, 40N) ( ) ( )

Andersen: ( ) ( ) ( ) ( ) (45G, 60N) ( ) (43N) (36G) (42N)

Erxleben: (25N) ( ) ( ) ( ) ( ) ( ) ( ) ( ) ( ) ( )

Team: (25N) (40G) (19G, 42G) (27G) (33N, 45G, 60N) ( ) (29B, 40N, 43N) (36G) (42N)

Opponents: ( ) (52N) (58N, 35G) (40G, 45G) (29G, 50G) (34N) ( ) (36G, 45G) (40G, 29G)

1982 NFC WEST STANDINGS
Saints Finish: 2nd place

	W	L	T	Pct.
Atlanta	5	4	0	.556
New Orleans	**4**	**5**	**0**	**.444**
San Francisco	3	6	0	.333
L.A. Rams	2	7	0	.222

PASSING	Att	Cmp	Yds	Cmp%	Yds/Att	TD	TD%	Int	Int%	Long	Sk/Yds	Rating
Stabler	189	117	1343	61.9	7.11	6	3.2	10	5.3	48	13/106	71.8
Merkens	49	18	186	36.7	3.80	1	2.0	2	4.1	37	8/49	38.3
Manning	7	1	3	14.3	0.43	0	0.0	2	28.6	3	2/18	0.0
Erxleben	2	1	39	50.0	19.50	1	50.0	0	0.0	39t	0/0	135.4
Holmes	1	0	0	0.0	0.00	0	0.0	0	0.0	0	0/0	39.6
Saints	**248**	**137**	**1571**	**55.2**	**6.33**	**8**	**3.2**	**14**	**5.6**	**48**	**23/173**	**61.7**
Opponents	**245**	**149**	**1864**	**60.8**	**7.61**	**11**	**4.5**	**9**	**3.7**	**58t**	**31/231**	**84.1**

1983 RECORD: 8-8 FINISH: 3rd-NFC WEST

Date	W/L	Score	Opponent	Attendance
9/4	**W**	**28-17**	**St. Louis**	**60,430**
9/11	L	27-30	at L.A. Rams	45,572
9/18	**Wot**	**34-31**	**Chicago**	**64,692**
9/25	L	20-21	at Dallas	62,136
10/2	**W**	**17-7**	**Miami**	**66,489**
10/9	W	19-17	at Atlanta	51,654
10/16	**L**	**13-32**	**San Francisco**	**68,154**
10/23	W	24-21	at Tampa Bay	48,242
10/30	L	21-27	at Buffalo	49,413
11/6	**W**	**27-10**	**Atlanta**	**67,062**
11/13	L	0-27	at San Francisco	40,022
11/21	**L**	**28-31**	**New York Jets**	**68,606**
11/27	**W**	**17-16**	**Minnesota**	**59,502**
12/4	L	0-7	at New England	24,579
12/11	Wot	20-17	at Philadelphia	45,182
12/18	**L**	**24-26**	**L.A. Rams**	**70,148**

TEAM STATISTICS	N.O.	OPP.
TOTAL FIRST DOWNS	**286**	**289**
Rushing	135	108
Passing	136	159
Penalty	15	22
3rd Down: Made/Att.	89/226	87/225
3rd Down Pct.	39.4	38.7
4th Down: Made/Att.	13/17	2/6
4th Down Pct.	76.5	33.3
POSSESSION AVG.	**30:24**	**29:36**
TOTAL NET YARDS	**4938**	**4691**
Avg. Per Game	308.6	293.2
Total Plays	1055	1024
Avg. Per Play	4.7	4.6
NET YARDS RUSHING	**2461**	**2000**
Avg. Per Game	153.8	125.0
Total Rushes	595	472
NET YARDS PASSING	**2477**	**2691**
Avg. Per Game	154.8	168.2
Sacked/Yards Lost	35/305	56/437
Gross Yards	2782	3128
Att./Completions	425/243	496/271
Completion Pct.	57.2	54.6
Had Intercepted	25	23
PUNTS/AVERAGE	**78/40.7**	**83/41.8**
NET PUNTING AVG.	**78/30.8**	**83/37.1**
PENALTIES/YARDS	**91/802**	**96/814**
FUMBLES/BALL LOST	**37/22**	**33/16**
TOUCHDOWNS	**38**	**39**
Rushing	19	11
Passing	14	20
Returns	5	8

Score by Periods	1	2	3	4	OT	TOT
Saints	41	81	103	88	6	319
Opponents	74	86	61	116	0	337

SCORING	TD	Ru	Pa	Rt	PAT	FG	S	TP
Andersen	0	0	0	0	37/38	18/24	0	91
W. Wilson	11	9	2	0			0	66
G. Rogers	5	5	0	0			0	30
Gajan	4	4	0	0			0	24
Brenner	3	0	3	0			0	18
Young	3	0	3	0			0	18
Duckett	2	0	2	0			0	12
Goodlow	2	0	2	0			0	12
K. Clark	1	0	0	1			0	6
Groth	1	0	1	0			0	6
Johnson	1	0	0	1			0	6
Korte	1	0	0	1			0	6
Re. Lewis	1	0	0	1			0	6
Poe	1	0	0	1			0	6
Tice	1	0	1	0			0	6
D. Wilson	1	1	0	0			0	6
Saints	**38**	**19**	**14**	**5**	**37/38**	**18/24**	**0**	**319**
Opponents	**39**	**11**	**20**	**8**	**37/39**	**20/34**	**3**	**337**

SACKS: Jackson 12.0, Wilks 8.0, Re. Lewis 6.5, Moore 6.0, Elliott 5.5, Paul 5.5, B. Clark 4.5, Kovach 3.0, Nairne 2.0, Warren 2.0, Winston 1.0, **Saints 56.0, Opp. 35.0**

RUSHING	No	Yds	Avg	LG	TD
G. Rogers	256	1144	4.5	76t	5
W. Wilson	199	787	4.0	29	9
Gajan	81	415	5.1	58	4
J. Rogers	26	80	3.1	13	0
T. Wilson	8	21	2.6	7	0
Austin	4	16	4.0	5	0
Merkens	1	16	16.0	16	0
Groth	1	15	15.0	15	0
Goodlow	1	3	3.0	3	0
D. Wilson	5	3	0.6	5	1
Erxleben	2	-9	-4.5	1	0
Stabler	9	-14	-1.6	0	0
Duckett	2	-16	-8.0	2	0
Saints	**595**	**2461**	**4.1**	**76t**	**19**
Opponents	**472**	**2000**	**4.2**	**71**	**11**

RECEIVING	No	Yds	Avg	LG	TD
Groth	49	585	11.9	42	1
Brenner	41	574	14.0	38t	3
Goodlow	41	487	11.9	26	2
Scott	24	274	11.4	35	0
W. Wilson	20	178	8.9	24	2
Duckett	19	283	14.9	48	2
Gajan	17	130	7.6	26	0
G. Rogers	12	69	5.8	22	0
Young	7	85	12.1	32	3
Tice	7	33	4.7	12t	1
Mauti	2	30	15.0	23	0
Hardy	2	29	14.5	22	0
Austin	2	25	12.5	18	0
Saints	**243**	**2782**	**11.4**	**48**	**14**
Opponents	**271**	**3128**	**11.5**	**60**	**20**

INTERCEPTIONS	No	Yds	Avg	LG	TD
Poe	7	146	20.9	31t	1
Gary	3	70	23.3	26	0
Winston	3	21	7.0	15	0
Johnson	2	80	40.0	70t	1
Wattelet	2	33	16.5	24	0
Paul	2	3	1.5	3	0
Re. Lewis	1	27	27.0	27t	1
Stemrick	1	26	26.0	26	0
Warren	1	6	6.0	6	0
Jackson	1	0	0.0	0	0
Saints	**23**	**412**	**17.9**	**70t**	**3**
Opponents	**25**	**424**	**17.0**	**69t**	**5**

PUNTING	No	Yds	Avg	Net	TB	I20	LG	B
Erxleben	74	3034	41.0	30.9	9	10	60	0
Merkens	4	144	36.0	30.5	1	0	45	0
Saints	**78**	**3178**	**40.7**	**30.8**	**10**	**10**	**60**	**0**
Opponents	**83**	**3473**	**41.8**	**37.1**	**6**	**22**	**70**	**0**

PUNT RET	Ret	FC	Yds	Avg	LG	TD
Groth	39	15	275	7.1	30	0
Saints	**39**	**15**	**275**	**7.1**	**30**	**0**
Opponents	**51**	**10**	**573**	**11.2**	**76t**	**2**

KICKOFF RET	No	Yds	Avg	LG	TD
Duckett	33	719	21.8	61	0
W. Wilson	9	239	26.6	52	0
Mauti	8	147	18.4	35	0
Austin	7	112	16.0	27	0
J. Rogers	7	103	14.7	25	0
Brock	1	15	15.0	15	0
Wattelet	1	4	4.0	4	0
Saints	**66**	**1339**	**20.3**	**61**	**0**
Opponents	**44**	**938**	**21.3**	**53**	**0**

FIELD GOALS	1-19	20-29	30-39	40-49	50+
Andersen	2/2	8/8	3/4	2/6	3/4
Saints	**2/2**	**8/8**	**3/4**	**2/6**	**3/4**
Opponents	**0/0**	**7/9**	**6/9**	**6/14**	**1/2**

Andersen: ( ) (27G, 46N, 30G) (21G, 41G) (46N, 19G, 42G, 44B) (32G) (23G, 27G, 19G, 35G) (28G, 26G)(50G) ( ) (41N) ( ) (51N) (25G) (35N) (52G,50G) (20G)

Opponents: (24N, 47G, 38N) ( ) (27G) (41G, 34G) (45N) (44N, 49G) (23G, 32G, 47G, 52G, 24G, 23G) (43N, 39N) () (49N, 43G) (50N, 33G, 25G) (37G) (31G, 27G, 32G, 47N) (37N, 48N, 24N) (23G, 48B, 42N) (42G)

1983 NFC WEST STANDINGS
Saints Finish: 3rd place

	W	L	T	Pct.
San Francisco	10	6	0	.625
L.A. Rams	9	7	0	.563
New Orleans	**8**	**8**	**0**	**.500**
Atlanta	7	9	0	.438

PASSING	Att	Cmp	Yds	Cmp%	Yds/Att	TD	TD%	Int	Int%	Long	Sk/Yds	Rating
Stabler	311	176	1988	56.6	6.39	9	2.9	18	5.8	48	18/159	61.4
D. Wilson	112	66	770	58.9	6.88	5	4.5	7	6.3	42	17/146	68.7
Erxleben	1	1	24	100.0	24.00	0	0.0	0	0.0	24	0/0	118.8
Gajan	1	0	0	0.0	0.00	0	0.0	0	0.0	0	0/0	39.6
Saints	**425**	**243**	**2782**	**57.2**	**6.55**	**14**	**3.3**	**25**	**5.9**	**48**	**35/305**	**63.5**
Opponents	**496**	**271**	**3128**	**54.6**	**6.31**	**20**	**4.0**	**23**	**4.6**	**60**	**56/437**	**68.0**

SAINTS STATISTICS

1984 RECORD: 7-9 FINISH: 3rd-NFC WEST

Date	W/L	Score	Opponent	Attendance
9/2	**L**	**28-36**	**Atlanta**	**66,652**
9/9	**W**	**17-13**	**Tampa Bay**	**54,686**
9/16	L	20-30	at San Francisco	57,611
9/23	**W**	**34-24**	**St. Louis**	**58,723**
9/30	W	27-10	at Houston	43,108
10/7	L	7-20	at Chicago	53,752
10/14	**L**	**10-28**	**L.A. Rams**	**63,161**
10/21	Lot	27-30	at Dallas	50,966
10/28	W	16-14	at Cleveland	52,849
11/4	**L**	**13-23**	**Green Bay**	**57,426**
11/11	W	17-13	at Atlanta	40,590
11/19	**W**	**27-24**	**Pittsburgh**	**66,005**
11/25	**L**	**3-35**	**San Francisco**	**65,117**
12/2	L	21-34	at L.A. Rams	49,348
12/9	**L**	**21-24**	**Cincinnati**	**40,855**
12/15	W	20-3	at New York Giants	63,739

TEAM STATISTICS	N.O.	OPP.
TOTAL FIRST DOWNS	**298**	**298**
Rushing	131	134
Passing	137	142
Penalty	30	22
3rd Down: Made/Att.	89/224	83/220
3rd Down Pct.	39.7	37.7
4th Down: Made/Att.	8/22	8/11
4th Down Pct.	36.4	72.7
POSSESSION AVG.	**30:13**	**29:47**
TOTAL NET YARDS	**5008**	**4914**
Avg. Per Game	313.0	307.1
Total Plays	1044	1026
Avg. Per Play	4.8	4.8
NET YARDS RUSHING	**2171**	**2461**
Avg. Per Game	135.7	153.8
Total Rushes	523	549
NET YARDS PASSING	**2837**	**2453**
Avg. Per Game	177.3	153.3
Sacked/Yards Lost	45/361	55/420
Gross Yards	3198	2873
Att./Completions	476/246	422/239
Completion Pct.	51.7	56.6
Had Intercepted	28	13
PUNTS/AVERAGE	**70/43.1**	**84/41.6**
NET PUNTING AVG.	**70/33.3**	**84/36.0**
PENALTIES/YARDS	**101/849**	**119/1025**
FUMBLES/BALL LOST	**22/13**	**28/10**
TOUCHDOWNS	**34**	**41**
Rushing	9	13
Passing	21	23
Returns	4	5

Score by Periods	1	2	3	4	OT	TOT
Saints	61	101	37	99	0	298
Opponents	42	129	78	109	3	361

SCORING	TD	Ru	Pa	Rt	PAT	FG	S	TP
Andersen	0	0	0	0	34/34	20/27	0	94
Gajan	7	5	2	0			0	42
Brenner	6	0	6	0			0	36
W. Wilson	4	1	3	0			0	24
Goodlow	3	0	3	0			0	18
Young	3	0	3	0			0	18
G. Rogers	2	2	0	0			0	12
Wattelet	2	0	0	2			0	12
Winston	2	0	0	2			0	12
Edward Anthony	1	1	0	0			0	6
Hardy	1	0	1	0			0	6
Miller	1	0	1	0			0	6
Scott	1	0	1	0			0	6
Tice	1	0	1	0			0	6
Saints	**34**	**9**	**21**	**4**	**34/34**	**20/27**	**0**	**298**
Opponents	**41**	**13**	**23**	**5**	**41/41**	**24/33**	**1**	**361**

SACKS: Jackson 12.0, B. Clark 10.5, Paul 9.5, Wilks 7.5, Geathers 6.0, Warren 4.0, Re. Lewis 2.0, Moore 2.0, Kovach 1.0, Winston 0.5, **Saints 55.0, Opp. 45.0**

RUSHING	No	Yds	Avg	LG	TD
G. Rogers	239	914	3.8	28	2
Gajan	102	615	6.0	62t	5
Campbell	50	190	3.8	19	0
W. Wilson	74	261	3.5	36	1
Todd	28	111	4.0	15	0
Edward Anthony	20	105	5.3	19	1
T. Wilson	2	8	4.0	5	0
Goodlow	1	5	5.0	5	0
Stabler	1	-1	-1.0	-1	0
Duckett	1	-3	-3.0	-3	0
D. Wilson	3	-7	-2.3	-2	0
Hansen	2	-27	-13.5	-12	0
Saints	**523**	**2171**	**4.2**	**62t**	**9**
Opponents	**549**	**2461**	**4.5**	**66**	**13**

RECEIVING	No	Yds	Avg	LG	TD
Gajan	35	288	8.2	51	2
Groth	33	487	14.8	31	0
W. Wilson	33	314	9.5	34t	3
Young	29	597	20.6	74	3
Brenner	28	554	19.8	57	6
Goodlow	22	281	12.8	23	3
Scott	21	278	13.2	37	1
Edward Anthony	12	113	9.4	32	0
G. Rogers	12	76	6.3	15	0
Miller	8	81	10.1	22	1
Tice	6	55	9.2	17	1
Hardy	4	50	12.5	28t	1
Duckett	3	24	8.0	11	0
Saints	**246**	**3198**	**13.0**	**74**	**21**
Opponents	**239**	**2873**	**12.0**	**50t**	**23**

INTERCEPTIONS	No	Yds	Avg	LG	TD
Waymer	4	9	2.3	9	0
Winston	2	90	45.0	47t	2
Wattelet	2	52	26.0	35t	1
Kovach	1	16	16.0	16	0
Poe	1	16	16.0	16	0
Jackson	1	14	14.0	14	0
B. Clark	1	9	9.0	9	0
Johnson	1	7	7.0	7	0
Saints	**13**	**213**	**16.4**	**47t**	**3**
Opponents	**28**	**420**	**15.0**	**60**	**3**

PUNTING	No	Yds	Avg	Net	TB	I20	LG	B
Hansen	69	3020	43.8	33.3	7	9	66	1
Saints	**70**	**3020**	**43.1**	**33.3**	**7**	**9**	**66**	**1**
Opponents	**84**	**3492**	**41.6**	**36.0**	**10**	**30**	**87**	**0**

PUNT RET	Ret	FC	Yds	Avg	LG	TD
Fields	27	6	236	8.7	61	0
Groth	6	12	32	5.3	9	0
Saints	**33**	**18**	**268**	**8.1**	**61**	**0**
Opponents	**47**	**5**	**550**	**11.7**	**76t**	**1**

KICKOFF RET	No	Yds	Avg	LG	TD
Duckett	29	580	20.0	39	0
Edward Anthony	22	490	22.3	64	0
Fields	19	356	18.7	31	0
T. Wilson	1	16	16.0	16	0
W. Wilson	1	23	23.0	23	0
Saints	**72**	**1465**	**20.3**	**64**	**0**
Opponents	**45**	**916**	**20.4**	**35**	**0**

FIELD GOALS	1-19	20-29	30-39	40-49	50+
Andersen	0/0	9/9	4/4	5/11	2/3
Saints	**0/0**	**9/9**	**4/4**	**5/11**	**2/3**
Opponents	**0/0**	**6/6**	**9/11**	**9/14**	**0/2**

Andersen: ( ) (23G) (42N, 32G, 41G) (25G, 29G) (40B, 23G, 27G) ( ) (47G) (49G, 50G, 45N) (26G, 21G, 53G) (35G, 46G) (47G, 49N, 45N) (27G, 32G) (54N, 27G) ( ) ( ) (37G, 41N)

Opponents: (38G, 48G) (48G, 40G) (42B, 31G, 22G, 40G) (39G) (25G) (48G, 46G) ( ) (37G, 27G, 41G) (34N, 37N) (41G, 34G, 41G) (39G, 24G, 47N) (43N, 21G) (48N, 53N) (25G, 30G) (50N, 35G) (37G, 40N)

1984 NFC WEST STANDINGS
Saints Finish: 3rd place

	W	L	T	Pct.
San Francisco	15	1	0	.938
L.A. Rams	10	6	0	.625
New Orleans	**7**	**9**	**0**	**.438**
Atlanta	4	12	0	.250

PASSING	Att	Cmp	Yds	Cmp%	Yds/Att	TD	TD%	Int	Int%	Long	Sk/Yds	Rating
Todd	312	161	2178	51.6	6.98	11	3.5	19	6.1	74	33/267	60.6
D. Wilson	93	51	647	54.8	6.96	7	7.5	4	4.3	54t	7/54	83.9
Stabler	70	33	339	47.1	4.84	2	2.9	5	7.1	29	5/40	41.3
Gajan	1	1	34	100.0	34.00	1	100.0	0	0.0	34t	0/0	158.3
Saints	**476**	**246**	**3198**	**51.7**	**6.72**	**21**	**4.4**	**28**	**5.9**	**74**	**45/361**	**63.3**
Opponents	**422**	**239**	**2873**	**56.6**	**6.81**	**23**	**5.5**	**13**	**3.1**	**50t**	**55/420**	**83.0**

1985 RECORD: 5-11 FINISH: 3rd-NFC WEST

Date	W/L	Score	Opponent	Attendance
9/8	**L**	**27-47**	**Kansas City**	**57,760**
9/15	L	23-24	at Denver	74,488
9/22	**W**	**20-13**	**Tampa Bay**	**45,320**
9/29	W	20-17	at San Francisco	58,053
10/6	**W**	**23-21**	**Philadelphia**	**56,364**
10/13	L	13-23	at L.A. Raiders	48,512
10/20	L	24-31	at Atlanta	44,784
10/27	**L**	**13-21**	**New York Giants**	**54,082**
11/3	L	10-28	at L.A. Rams	49,030
11/10	**L**	**3-27**	**Seattle**	**47,365**
11/17	L	14-38	at Green Bay	52,104
11/24	W	30-23	at Minnesota	54,117
12/1	**W**	**29-3**	**L.A. Rams**	**44,122**
12/8	L	16-28	at St. Louis	29,527
12/15	**L**	**19-31**	**San Francisco**	**46,065**
12/22	**L**	**10-16**	**Atlanta**	**37,717**

TEAM STATISTICS	N.O.	OPP.
TOTAL FIRST DOWNS	**250**	**335**
Rushing	83	125
Passing	148	188
Penalty	19	22
3rd Down: Made/Att.	66/221	96/228
3rd Down Pct.	29.9	42.1
4th Down: Made/Att.	8/16	7/13
4th Down Pct.	50.0	53.8
POSSESSION AVG.	**28:33**	**31:27**
TOTAL NET YARDS	**4479**	**5815**
Avg. Per Game	279.9	363.4
Total Plays	997	1083
Avg. Per Play	4.5	5.4
NET YARDS RUSHING	**1683**	**2162**
Avg. Per Game	105.2	135.1
Total Rushes	431	508
NET YARDS PASSING	**2796**	**3653**
Avg. Per Game	174.8	228.3
Sacked/Yards Lost	58/461	46/322
Gross Yards	3257	3975
Att./Completions	508/260	529/306
Completion Pct.	51.2	57.8
Had Intercepted	23	21
Punts/Average	**89/42.3**	**81/42.2**
Net Punting Avg.	**89/36.5**	**81/37.8**
Penalties/Yards	**96/805**	**108/837**
Fumbles/Ball Lost	**23/13**	**24/16**
Touchdowns	**29**	**48**
Rushing	4	19
Passing	20	26
Returns	5	3

Score by Periods	1	2	3	4	OT	TOT
Saints	46	77	43	128	0	294
Opponents	55	142	51	153	0	401

SCORING	TD	Ru	Pa	Rt	PAT	FG	S	TP
Andersen	0	0	0	0	27/29	31/35	0	120
Martin	4	0	4	0			0	24
Brenner	3	0	3	0			0	18
Goodlow	3	0	3	0			0	18
W. Wilson	3	1	2	0			0	18
Gajan	2	2	0	0			0	12
Groth	2	0	2	0			0	12
Hardy	2	0	2	0			0	12
Tice	2	0	2	0			0	12
Warren	2	0	0	2			0	12
Campbell	1	1	0	0			0	6
Del Rio	1	0	0	1			0	6
Hebert	1	0	1	0			0	6
Hoage	1	0	0	1			0	6
Merkens	1	0	1	0			0	6
Poe	1	0	0	1			0	6
Saints	**29**	**4**	**20**	**5**	**27/29**	**31/35**	**0**	**294**
Opponents	**48**	**19**	**26**	**3**	**48/48**	**21/28**	**1**	**401**

SACKS: Jackson 11.0, B. Clark 8.5, Geathers 6.5, Warren 5.5, Paul 5.0, Wilks 2.5, Haynes 2.0, Elliott 1.0, Hoage 1.0, Kovach 1.0, Redd 1.0, Wattelet 1.0, **Saints 46.0, Opp. 58.0**

RUSHING	No	Yds	Avg	LG	TD
W. Wilson	168	645	3.8	41t	1
Campbell	158	643	4.1	45	1
Gajan	50	251	5.0	26	2
Edward Anthony	17	65	3.8	13	0
Wattelet	2	42	21.0	23	0
Hebert	12	26	2.2	8	0
D. Wilson	18	7	0.4	17	0
Fowler	2	4	2.0	3	0
Goodlow	1	3	3.0	3	0
Martin	2	-1	-.5	11	0
Merkens	1	-2	-2.0	-2	0
Saints	**431**	**1683**	**3.9**	**45**	**4**
Opponents	**508**	**2162**	**4.3**	**48**	**19**

RECEIVING	No	Yds	Avg	LG	TD
Brenner	42	652	15.5	30	3
W. Wilson	38	228	6.0	21	2
Martin	35	522	14.9	50	4
Goodlow	32	603	18.8	76t	3
Edward Anthony	28	185	6.6	36	0
Tice	24	266	11.1	39t	2
Groth	15	238	15.9	56t	2
Hardy	15	208	13.9	31	2
Gajan	8	87	10.9	22	0
Scott	7	61	8.7	15	0
Campbell	6	88	14.7	39	0
Fowler	5	43	8.6	11	0
Merkens	3	61	20.3	39t	1
Haynes	1	8	8.0	8	0
Hebert	1	7	7.0	7t	1
Saints	**260**	**3257**	**12.5**	**76t**	**20**
Opponents	**306**	**3975**	**13.0**	**65t**	**26**

INTERCEPTIONS	No	Yds	Avg	LG	TD
Waymer	6	49	8.2	28	0
Hoage	4	79	19.8	52t	1
Poe	3	63	21.0	40t	1
Tullis	2	22	11.0	22	0
Del Rio	2	13	6.5	11	0
Wattelet	2	0	0.0	0	0
Kovach	1	53	53.0	53	0
Redd	1	25	25.0	25	0
Winston	0	8	---	8	0
Saints	**21**	**312**	**14.9**	**53**	**2**
Opponents	**23**	**251**	**10.9**	**33**	**1**

PUNTING	No	Yds	Avg	Net	TB	I20	LG	B
Hansen	89	3763	42.3	36.5	6	14	58	0
Saints	**89**	**3763**	**42.3**	**36.5**	**6**	**14**	**58**	**0**
Opponents	**81**	**3417**	**42.2**	**37.8**	**7**	**24**	**61**	**0**

PUNT RET	Ret	FC	Yds	Avg	LG	TD
Tullis	17	6	141	8.3	17	0
Martin	8	10	53	6.6	13	0
Roaches	4	2	21	5.3	10	0
Groth	1	0	0	0.0	0	0
Saints	**30**	**18**	**215**	**7.2**	**17**	**0**
Opponents	**45**	**17**	**397**	**8.8**	**46**	**0**

KICKOFF RET	No	Yds	Avg	LG	TD
Anthony	23	476	20.7	52	0
Tullis	23	470	20.4	62	0
Martin	15	384	25.6	69	0
Fowler	4	78	19.5	23	0
Roaches	4	76	19.0	23	0
Merkens	1	0	0.0	0	0
Rackley	1	63	63.0	63	0
Saints	**71**	**1547**	**21.8**	**69**	**0**
Opponents	**43**	**968**	**22.5**	**94t**	**1**

FIELD GOALS	1-19	20-29	30-39	40-49	50+
Andersen	0/0	4/5	13/14	11/12	3/4
Saints	**0/0**	**4/5**	**13/14**	**11/12**	**3/4**
Opponents	**0/0**	**6/6**	**6/8**	**6/9**	**3/5**

Andersen: (50G, 36G) (45N, 55G) (37G, 40G, 50N) (39G, 39G, 39N) (40G, 33G, 43G) (34G, 33G) (33G) (33G, 43G) (51G) (20G, 28B) ( ) (26G, 47G, 45G) (47G, 42G, 35G, 27G, 35G) (31G, 30G, 42G) (46G, 41G) (28G)

Opponents: (48G, 52G, 52G, 34G) (43G, 48G) (38G, 51G, 62N) (42G) ( ) (48N) (31G) (39N, 42N) ( ) (32G, 26G) (27G) (22G, 22G, 37G) (41G) ( ) (52B, 24G) (39B, 48G, 46N, 31G, 22G)

1985 NFC WEST STANDINGS
Saints Finish: 3rd place

	W	L	T	Pct.
L.A. Rams	11	5	0	.687
San Francisco	10	6	0	.625
New Orleans	**5**	**11**	**0**	**.313**
Atlanta	4	12	0	.250

PASSING	Att	Cmp	Yds	Cmp%	Yds/Att	TD	TD%	Int	Int%	Long	Sk/Yds	Rating
D. Wilson	293	145	1843	49.5	6.29	11	3.8	15	5.1	50	39/291	60.7
Hebert	181	97	1208	53.6	6.67	5	2.8	4	2.2	76t	17/150	74.6
Todd	32	16	191	50.0	5.97	3	9.4	4	12.5	56t	1/10	60.3
Hansen	1	1	8	100.0	8.00	0	0.0	0	0.0	8	0/0	100.0
Merkens	1	1	7	100.0	7.00	1	100.0	0	0.0	7t	1/10	135.4
Saints	**508**	**260**	**3257**	**51.2**	**6.41**	**20**	**3.9**	**23**	**4.5**	**76t**	**58/461**	**65.7**
Opponents	**529**	**306**	**3975**	**57.8**	**7.51**	**26**	**4.9**	**21**	**4.0**	**65t**	**46/322**	**81.4**

SAINTS STATISTICS

1986 RECORD: 7-9 FINISH: 4th-NFC WEST

Date	W/L	Score	Opponent	Attendance
9/7	**L**	**10-31**	**Atlanta**	**67,950**
9/14	**W**	**24-10**	**Green Bay**	**46,383**
9/21	L	17-26	at San Francisco	58,297
9/28	L	17-20	at New York Giants	72,769
10/5	**L**	**6-14**	**Washington**	**57,378**
10/12	W	17-14	at Indianapolis	53,512
10/19	**W**	**38-7**	**Tampa Bay**	**43,355**
10/26	L	23-28	at N.Y. Jets	44,246
11/2	**W**	**23-10**	**San Francisco**	**53,234**
11/9	**W**	**6-0**	**L.A. Rams**	**62,352**
11/16	W	16-7	at St. Louis	32,069
11/23	L	13-26	at L.A. Rams	58,600
11/30	**L**	**20-21**	**New England**	**58,259**
12/7	**L**	**27-31**	**Miami**	**64,761**
12/14	W	14-9	at Atlanta	39,994
12/21	L	17-33	at Minnesota	51,209

TEAM STATISTICS	N.O.	OPP.
TOTAL FIRST DOWNS	**275**	**331**
Rushing	109	104
Passing	137	197
Penalty	29	30
3rd Down: Made/Att.	59/197	97/230
3rd Down Pct.	29.9	42.2
4th Down: Made/Att.	7/13	7/14
4th Down Pct.	53.8	50.0
POSSESSION AVG.	**27:59**	**32:01**
TOTAL NET YARDS	**4742**	**5102**
Avg. Per Game	296.4	318.9
Total Plays	957	1109
Avg. Per Play	5.0	4.6
NET YARDS RUSHING	**2074**	**1559**
Avg. Per Game	129.6	97.4
Total Rushes	505	486
NET YARDS PASSING	**2668**	**3543**
Avg. Per Game	166.8	221.4
Sacked/Yards Lost	27/225	47/343
Gross Yards	2893	3886
Att./Completions	425/232	576/331
Completion Pct.	54.6	57.5
Had Intercepted	25	26
PUNTS/AVERAGE	**82/42.1**	**78/42.5**
NET PUNTING AVG.	**82/36.6**	**78/35.6**
PENALTIES/YARDS	**109/855**	**104/791**
FUMBLES/BALL LOST	**33/18**	**37/17**
TOUCHDOWNS	**30**	**34**
Rushing	15	11
Passing	13	21
Returns	2	2

Score by Periods	1	2	3	4	OT	TOT
Saints	81	62	47	98	0	288
Opponents	64	92	71	60	0	287

SCORING	TD	Ru	Pa	Rt	PAT	FG	S	TP
Andersen	0	0	0	0	30/30	26/30	0	108
Mayes	8	8	0	0			0	48
Hilliard	5	5	0	0			0	30
Martin	5	0	5	0			0	30
Jones	3	0	3	0			0	18
Tice	3	0	3	0			0	18
Goodlow	2	0	2	0			0	12
Mel Gray	1	0	0	1			0	6
Haynes	1	0	0	1			0	6
Jordan	1	1	0	0			0	6
D. Wilson	1	1	0	0			0	6
Saints	**30**	**15**	**13**	**2**	**30/30**	**26/30**	**0**	**288**
Opponents	**34**	**11**	**21**	**2**	**32/33**	**17/27**	**0**	**287**

SACKS: Geathers 9.0, Jackson 9.0, Warren 7.5, Clark 6.0, Swilling 4.0, Elliott 3.5, Gibson 3.0, Haynes 2.0, V. Johnson 1.0, Poe 1.0, Wilks 1.0, **Saints 47.0, Opp. 27.0**

RUSHING	No	Yds	Avg	LG	TD
Mayes	286	1353	4.7	50	8
Hilliard	121	425	3.5	36	5
Jordan	68	207	3.0	10	1
Mel Gray	6	29	4.8	11	0
D. Wilson	14	19	1.4	14	1
W. Wilson	2	5	2.5	3	0
Del Rio	1	16	16.0	16	0
Hebert	5	14	2.8	7	0
Edwards	1	6	6.0	6	0
Hansen	1	0	0.0	0	0
Saints	**505**	**2074**	**4.1**	**50**	**15**
Opponents	**486**	**1559**	**3.2**	**27**	**11**

RECEIVING	No	Yds	Avg	LG	TD
Jones	48	625	13.0	45	3
Martin	37	675	18.2	84	5
Tice	37	330	8.9	29t	3
Goodlow	20	306	15.3	29t	2
Brenner	18	286	15.9	34	0
Hilliard	17	107	6.3	17	0
Mayes	17	96	5.6	18	0
Harris	11	148	13.5	27	0
Jordan	11	127	11.5	37	0
Edwards	10	132	13.2	24	0
Mel Gray	2	45	22.5	38	0
Waymer	1	13	13.0	13	0
J. Williams	1	5	5.0	5	0
Hebert	1	1	1.0	1	0
W. Wilson	1	-3	-3.0	-3	0
Saints	**232**	**2893**	**12.5**	**84**	**13**
Opponents	**331**	**3886**	**11.7**	**62t**	**21**

INTERCEPTIONS	No	Yds	Avg	LG	TD
Waymer	9	48	5.3	17	0
Poe	4	42	10.5	30	0
Wattelet	3	34	11.3	22	0
Gibson	2	43	21.5	43	0
Maxie	2	15	7.5	15	0
Jakes	2	6	3.0	4	0
Haynes	1	17	17.0	17t	1
V. Johnson	1	15	15.0	15	0
Gary	1	14	14.0	14	0
Jackson	1	1	1.0	1	0
Saints	**26**	**235**	**9.0**	**43**	**1**
Opponents	**25**	**362**	**14.5**	**46**	**0**

PUNTING	No	Yds	Avg	Net	TB	I20	LG	B
Hansen	81	3456	42.7	36.6	11	17	66	1
Saints	**82**	**3456**	**42.1**	**36.6**	**11**	**17**	**66**	**1**
Opponents	**78**	**3315**	**42.5**	**35.6**	**8**	**23**	**62**	**0**

PUNT RET	Ret	FC	Yds	Avg	LG	TD
Martin	24	9	227	9.5	39	0
McLemore	10	3	67	6.7	23	0
Poe	8	3	71	8.9	17	0
Edwards	3	0	2	0.7	5	0
Tullis	2	0	10	5.0	7	0
Saints	**47**	**15**	**377**	**8.0**	**39**	**0**
Opponents	**37**	**11**	**234**	**6.3**	**20**	**0**

KICKOFF RET	No	Yds	Avg	LG	TD
Mel Gray	31	866	27.9	101t	1
Mayes	10	213	21.3	34	0
Harris	7	122	17.4	22	0
Martin	3	64	21.3	27	0
McLemore	2	39	19.5	22	0
Tullis	2	28	14.0	19	0
Saints	**55**	**1332**	**24.2**	**101t**	**1**
Opponents	**35**	**662**	**18.9**	**55**	**0**

FIELD GOALS	1-19	20-29	30-39	40-49	50+
Andersen	1/1	11/11	6/7	6/6	2/5
Saints	**1/1**	**11/11**	**6/7**	**6/6**	**2/5**
Opponents	**0/0**	**4/5**	**4/6**	**6/10**	**3/6**

Andersen: (47G) (20G) (44G) (27G) (34G, 45G, 51N) (30N, 46G) (31G, 51N) (26G, 53G, 28G) (45G, 50G, 23G) (20G, 22G) (47G, 28G, 30G) (33G, 18G) (28G, 38G) (27G, 50N, 29G) ( ) (39G)

Opponents: (32G) (50G) (30G, 40G, 28G, 32G) (29G, 28G) (45N, 29N) (49N, 54N) (54N) (46N) (50G,33N) (37N) ( ) (32G, 47G, 29G, 44G) (49N) (43G) (43G) (46G, 51B, 50G)

1986 NFC WEST STANDINGS
Saints Finish: 4th place

	W	L	T	Pct.
San Francisco	10	5	1	.656
L.A. Rams	10	6	0	.625
Atlanta	7	8	1	.469
New Orleans	**7**	**9**	**0**	**.438**

PASSING	Att	Cmp	Yds	Cmp%	Yds/Att	TD	TD%	Int	Int%	Long	Sk/Yds	Rating
D. Wilson	342	189	2353	55.3	6.88	10	2.9	17	5.0	63t	22/191	65.8
Hebert	79	41	498	51.9	6.30	2	2.5	8	10.1	84	5/34	40.5
Hilliard	3	1	29	33.3	9.67	1	33.3	0	0.0	29t	0/0	109.7
Wattelet	1	1	13	100.0	13.00	0	0.0	0	0.0	13	0/0	118.8
Saints	**425**	**232**	**2893**	**54.6**	**6.81**	**13**	**3.1**	**25**	**5.9**	**84**	**27/225**	**61.6**
Opponents	**576**	**331**	**3886**	**57.5**	**6.75**	**21**	**3.6**	**26**	**4.5**	**62t**	**47/343**	**71.4**

1987 RECORD: 12-3 FINISH: 2nd-NFC WEST

Date	W/L	Score	Opponent	Attendance
9/13	**W**	**28-21**	**Cleveland**	**59,900**
9/20	L	17-27	at Philadelphia	57,485
10/4	**W**	**37-10**	**L.A. Rams**	**29,745**
10/11	L	19-24	at St. Louis	11,795
10/18	W	19-17	at Chicago	46,813
10/25	**L**	**22-24**	**San Francisco**	**60,497**
11/1	W	38-0	at Atlanta	42,196
11/8	W	31-14	at L.A. Rams	43,379
11/15	W	26-24	at San Francisco	60,436
11/22	**W**	**23-14**	**New York Giants**	**67,639**
11/29	W	20-16	at Pittsburgh	47,896
12/6	**W**	**44-34**	**Tampa Bay**	**66,471**
12/13	**W**	**24-10**	**Houston**	**68,257**
12/20	W	41-24	at Cincinnati	43,424
12/27	**W**	**33-24**	**Green Bay**	**68,364**

TEAM STATISTICS	N.O.	OPP.
TOTAL FIRST DOWNS	**304**	**270**
Rushing	128	81
Passing	151	155
Penalty	25	34
3rd Down: Made/Att.	99/221	57/182
3rd Down Pct.	44.8	31.3
4th Down: Made/Att.	1/6	6/15
4th Down Pct.	16.7	40.0
POSSESSION AVG.	**34:01**	**25:59**
TOTAL NET YARDS	**4964**	**4350**
Avg. Per Game	330.9	290.0
Total Plays	1009	924
Avg. Per Play	4.9	4.7
NET YARDS RUSHING	**2190**	**1550**
Avg. Per Game	146.0	103.3
Total Rushes	569	388
NET YARDS PASSING	**2774**	**2800**
Avg. Per Game	184.9	186.7
Sacked/Yards Lost	29/213	47/355
Gross Yards	2987	3155
Att./Completions	411/227	489/246
Completion Pct.	55.2	50.3
Had Intercepted	12	30
PUNTS/AVERAGE	**63/41.1**	**73/37.5**
NET PUNTING AVG.	**63/35.7**	**73/30.0**
PENALTIES/YARDS	**107/994**	**84/685**
FUMBLES/BALL LOST	**33/16**	**31/18**
TOUCHDOWNS	**46**	**35**
Rushing	20	6
Passing	23	25
Returns	3	4

Score by Periods	1	2	3	4	OT	TOT
Saints	93	107	104	118	0	422
Opponents	69	95	58	61	0	283

SCORING	TD	Ru	Pa	Rt	PAT	FG	S	TP
Andersen	0	0	0	0	37/37	268/36	0	121
Hilliard	8	7	1	0			0	48
Martin	7	0	7	0			0	42
Tice	6	0	6	0			0	36
Mayes	5	5	0	0			0	30
Jones	3	0	3	0			0	18
Kempf	0	0	0	0	1/1	4/5	0	12
Beverly	2	2	0	0			0	12
Brenner	2	0	2	0			0	12
Jordan	2	2	0	0			0	12
Word	2	2	0	0			0	12
Cofer	0	0	0	0	5/7	1/1	0	8
Alexander	1	1	0	0			0	6
Mel Gray	1	1	0	0			0	6
O'Neal	1	0	1	0			0	6
Poe	1	0	0	1			0	6
R. Sutton	1	0	0	1			0	6
Toles	1	0	0	1			0	6
Waters	1	0	1	0			0	6
B. Clark	0	0	0	0			1	2
Maxie	0	0	0	0			1	2
Saints	**46**	**20**	**23**	**3**	**43/45**	**33/42**	**2**	**422**
Opponents	**35**	**6**	**25**	**4**	**35/35**	**12/18**	**1**	**283**

SACKS: Swilling 10.5, Jackson 9.5, Warren 6.0, Wilks 5.5, B. Clark 4.5, To. Elliott 2.0, Maxie 2.0, McCoy 2.0, S. Leach 1.5, DeForest 1.0, V. Johnson 1.0, Swoopes 1.0, Taylor 0.5, **Saints 47.0, Opp. 29.0**

RUSHING	No	Yds	Avg	LG	TD
Mayes	243	917	3.8	38	5
Hilliard	123	508	4.1	30t	7
Beverly	62	217	3.5	25	2
J. Fourcade	19	134	7.1	18	0
Word	36	133	3.7	20	2
Hebert	13	95	7.3	19	0
Alexander	21	71	3.4	16	1
Mel Gray	8	37	4.6	12	1
Jordan	12	36	3.0	8t	2
Rodenberger	17	35	2.1	5	0
Jean-Batiste	8	18	2.3	7	0
Ingram	2	14	7.0	9	0
Riordan	1	3	3.0	3	0
Hansen	2	-6	-3.0	-3	0
Hill	1	-9	-9.0	-9	0
Barnhardt	1	-13	-13.0	-13	0
Saints	**569**	**2190**	**3.8**	**38**	**20**
Opponents	**388**	**1550**	**4.0**	**33**	**6**

RECEIVING	No	Yds	Avg	LG	TD
Martin	44	778	17.7	67	7
Jones	27	420	15.6	43t	3
Hilliard	23	264	11.5	38t	1
Brenner	20	280	14.0	29	2
Hill	19	322	16.9	36	2
Tice	16	181	11.3	27t	6
Mayes	15	68	4.5	16	0
Dawsey	13	142	10.9	29	0
Pattison	9	132	14.7	36	0
Word	6	54	9.0	17	0
Scott	6	35	5.8	11	0
Mel Gray	6	30	5.0	12	0
Waters	5	140	28.0	82t	1
R. Clark	3	38	12.7	14	0
O'Neal	3	10	3.3	5	1
Rodenberger	2	17	8.5	11	0
Alexander	2	15	7.5	10	0
Walker	2	15	7.5	8	0
Jordan	2	13	6.5	11	0
Benson	2	11	5.5	6	0
C. Thomas	1	14	14.0	14	0
Beverly	1	8	8.0	8	0
Saints	**227**	**2987**	**13.2**	**82t**	**23**
Opponents	**246**	**3155**	**12.8**	**50t**	**25**

INTERCEPTIONS	No	Yds	Avg	LG	TD
Waymer	5	78	15.6	35	0
R. Sutton	5	68	13.6	26	0
Mack	4	32	8.0	26	0
Jakes	3	32	10.7	27	0
Maxie	3	17	5.7	10	0
Atkins	3	12	4.0	8	0
Jackson	2	4	2.0	4	0
Gibson	1	17	17.0	17	0
S. Leach	1	10	10.0	10	0
Swilling	1	10	10.0	10	0
V. Johnson	1	0	0.0	0	0
Poe	1	0	0.0	0	0
Saints	**30**	**280**	**9.3**	**35**	**0**
Opponents	**12**	**173**	**14.4**	**35**	**1**

PUNTING	No	Yds	Avg	Net	TB	I20	LG	B
Hansen	52	2104	40.5	35.6	6	19	60	0
Barnhardt	11	483	43.9	36.3	1	4	52	0
Saints	**63**	**2587**	**41.1**	**35.7**	**7**	**23**	**60**	**0**
Opponents	**73**	**2740**	**37.5**	**30.0**	**4**	**10**	**57**	**5**

PUNT RET	Ret	FC	Yds	Avg	LG	TD
Mel Gray	24	5	352	14.7	80	0
Martin	14	2	88	6.3	15	0
Cook	1	0	3	3.0	3	0
Jordan	1	0	13	13.0	13	0
Maxie	1	0	12	12.0	12	0
Saints	**41**	**7**	**468**	**11.4**	**80**	**0**
Opponents	**29**	**8**	**199**	**6.9**	**29**	**0**

KICKOFF RET	No	Yds	Avg	LG	TD
Mel Gray	30	636	21.2	43	0
Hilliard	10	248	24.8	74	0
Michael Adams	4	52	13.0	20	0
Beverly	3	46	15.3	21	0
Word	3	100	33.3	64	0
Jordan	2	28	14.0	16	0
Brock	1	11	11.0	11	0
Martin	1	15	15.0	15	0
C. Thomas	1	11	11.0	11	0
Saints	**55**	**1147**	**20.9**	**74**	**0**
Opponents	**55**	**1115**	**20.3**	**47**	**0**

FIELD GOALS	1-19	20-29	30-39	40-49	50+
Andersen	3/3	6/6	9/9	8/12	2/6
Kempf	0/0	1/1	1/2	2/2	0/0
Cofer	0/0	1/1	0/0	0/0	0/0
Saints	**3/3**	**8/8**	**10/11**	**10/14**	**2/6**
Opponents	**0/0**	**4/4**	**6/6**	**2/7**	**0/1**

Andersen: (39G) (45G)(39G, 51N, 49G, 19G, 19G, 37G, 52N) (49G, 43N) (32G) (40G, 41N, 27G, 51G, 40G) (19G, 43G, 28G) (25G, 53N, 50N, 32G) (40G, 24G, 32G) (48N, 46N, 28G) (21G, 30G) (31G, 52G, 48G, 32G)

Kempf: (33B, 48G, 31G, 42G, 21G)

Cofer: (27G)

Team: (39G) (45G) (27G)(33B, 48G, 31G, 42G, 21G) (39G, 51N, 49G, 19G, 19G, 37G, 52N) (49G, 43N) (32G) (40G, 41N, 27G, 51G, 40G) (19G, 43G, 28G) (25G, 53N, 50N, 32G) (40G, 24G, 32G) (48N, 46N, 28G) (21G, 30G) (31G, 52G, 48G, 32G)

Opponents: (49B) (30G, 30G) (37G) (24G) (22G) (31G) (51N)(46N, 47B, 35G) (40N) (37G, 43G) (21G) (43G, 46N) (24G)

1987 NFC WEST STANDINGS
Saints Finish: 2nd place

	W	L	T	Pct.
San Francisco	13	2	0	.867
New Orleans	**12**	**3**	**0**	**.800**
L.A. Rams	6	9	0	.400
Atlanta	3	12	0	.200

PASSING	Att	Cmp	Yds	Cmp%	Yds/Att	TD	TD%	Int	Int%	Long	Sk/Yds	Rating
Hebert	294	164	2119	55.8	7.21	15	5.1	9	3.1	67	20/119	82.9
J. Fourcade	89	48	597	53.9	6.71	4	4.5	3	3.4	82t	6/67	75.9
Wilson	24	13	243	54.2	10.13	2	8.3	0	0.0	38	2/21	117.2
Ingram	2	1	5	50.0	2.50	1	50.0	0	0.0	5t	1/6	95.8
Hilliard	1	1	23	100.0	23.00	1	100.0	0	0.0	23t	0/0	158.3
Riordan	1	0	0	0.0	0.00	0	0.0	0	0.0	0	0/0	39.6
Saints	**411**	**227**	**2987**	**55.2**	**7.27**	**23**	**5.6**	**12**	**2.9**	**82t**	**29/213**	**84.9**
Opponents	**489**	**246**	**3155**	**50.3**	**6.45**	**25**	**5.1**	**30**	**6.1**	**50t**	**47/355**	**62.4**

SAINTS STATISTICS

1988 RECORD: 10-6 FINISH: 3rd-NFC WEST

Date	W/L	Score	Opponent	Attendance
9/4	**L**	**33-34**	**San Francisco**	**66,357**
9/11	W	29-21	at Atlanta	48,901
9/18	W	22-14	at Detroit	32,943
9/25	**W**	**13-9**	**Tampa Bay**	**66,671**
10/3	**W**	**20-17**	**Dallas**	**68,474**
10/9	W	23-17	at San Diego	42,693
10/16	W	20-19	at Seattle	63,569
10/23	**W**	**20-6**	**L.A. Raiders**	**66,249**
10/30	**L**	**10-12**	**L.A. Rams**	**68,238**
11/6	L	24-27	at Washington	54,183
11/13	W	14-10	at L.A. Rams	63,305
11/20	**W**	**42-0**	**Denver**	**68,075**
11/27	**L**	**12-13**	**N.Y. Giants**	**66,526**
12/4	L	3-45	at Minnesota	61,215
12/11	L	17-30	at San Francisco	62,977
12/18	**W**	**10-9**	**Atlanta**	**60,566**

TEAM STATISTICS	N.O.	OPP.
TOTAL FIRST DOWNS	**306**	**286**
Rushing	108	97
Passing	179	167
Penalty	19	22
3rd Down: Made/Att.	104/227	73/203
3rd Down Pct.	45.8	36.0
4th Down: Made/Att.	4/6	7/14
4th Down Pct.	66.7	50.0
POSSESSION AVG.	**32:38**	**27:22**
TOTAL NET YARDS	**5131**	**5106**
Avg. Per Game	320.7	319.1
Total Plays	1034	978
Avg. Per Play	5.0	5.2
NET YARDS RUSHING	**2046**	**1779**
Avg. Per Game	127.9	111.2
Total Rushes	512	442
NET YARDS PASSING	**3085**	**3327**
Avg. Per Game	192.8	207.9
Sacked/Yards Lost	24/171	31/252
Gross Yards	3256	3579
Att./Completions	498/286	505/277
Completion Pct.	57.4	54.9
Had Intercepted	16	17
PUNTS/AVERAGE	**73/39.9**	**70/40.2**
NET PUNTING AVG.	**73/34.3**	**70/32.6**
PENALTIES/YARDS	**101/821**	**77/628**
FUMBLES/BALL LOST	**29/16**	**27/15**
TOUCHDOWNS	**33**	**29**
Rushing	9	7
Passing	21	19
Returns	3	3

Score by Periods	1	2	3	4	OT	TOT
Saints	64	93	101	54	0	312
Opponents	51	111	70	51	0	283

SCORING	TD	Ru	Pa	Rt	PAT	FG	S	TP
Andersen	0	0	0	0	32/33	26/36	0	110
Hill	7	0	7	0			0	42
Martin	7	0	7	0			0	42
Hilliard	6	5	1	0			0	36
Mayes	3	3	0	0			0	18
R. Clark	2	0	2	0			0	12
Perriman	2	0	2	0			0	12
Mel Gray	1	0	0	1			0	6
Heyward	1	1	0	0			0	6
Jordan	1	0	0	1			0	6
Scales	1	0	1	0			0	6
Tice	1	0	1	0			0	6
Waymer	1	0	0	1			0	6
Jackson	0	0	0	0			1	2
Saints	**33**	**9**	**21**	**3**	**32/33**	**26/36**	**2**	**312**
Opponents	**29**	**7**	**19**	**3**	**28/29**	**27/34**	**0**	**283**

SACKS: Jackson 7.0, Swilling 7.0, Geathers 3.5, Wilks 3.5, Gibson 2.0, Johnson 2.0, Kohlbrand 2.0, Elliott 1.0, Gregory 1.0, Mack 1.0, Warren 1.0, **Saints 31.0, Opp. 24.0**

RUSHING	No	Yds	Avg	LG	TD
Hilliard	204	823	4.0	36	5
Mayes	170	628	3.7	21	3
Heyward	74	355	4.8	73t	1
Jordan	19	115	6.1	44	0
Hebert	37	79	2.1	16	0
Perriman	3	17	5.7	17	0
Martin	2	12	6.0	9	0
Hansen	1	10	10.0	10	0
Hill	2	7	3.5	5	0
Saints	**512**	**2046**	**4.0**	**73t**	**9**
Opponents	**442**	**1779**	**4.0**	**62**	**7**

RECEIVING	No	Yds	Avg	LG	TD
Martin	85	1083	12.7	40t	7
Hill	66	703	10.7	35	7
Hilliard	34	335	9.9	26	1
Tice	26	297	11.4	40	1
R. Clark	19	245	12.9	21t	2
Perriman	16	215	13.4	33	2
Heyward	13	105	8.1	18	0
Mayes	11	103	9.4	25	0
Jordan	5	70	14.0	25	0
Brenner	5	67	13.4	24	0
Scales	2	20	10.0	14	1
Hebert	2	0	0.0	2	0
Pattison	1	8	8.0	8	0
Benson	1	5	5.0	5	0
Saints	**286**	**3256**	**11.4**	**40t**	**21**
Opponents	**277**	**3579**	**12.9**	**85t**	**19**

INTERCEPTIONS	No	Yds	Avg	LG	TD
Atkins	4	42	10.5	40	0
Waymer	3	91	30.3	44	0
Jakes	3	61	20.3	39	0
Sutton	3	32	10.7	34	0
Johnson	1	34	34.0	34	0
Mack	1	19	19.0	19	0
Jackson	1	16	16.0	16	0
Cook	1	0	0.0	0	0
Saints	**17**	**295**	**17.4**	**44**	**0**
Opponents	**16**	**226**	**14.1**	**78t**	**2**

PUNTING	No	Yds	Avg	Net	TB	I20	LG	B
Hansen	72	2913	40.5	34.3	8	19	64	1
Saints	**73**	**2913**	**39.9**	**34.3**	**8**	**19**	**64**	**1**
Opponents	**70**	**2815**	**40.2**	**32.6**	**6**	**15**	**56**	**1**

PUNT RET	Ret	FC	Yds	Avg	LG	TD
Mel Gray	25	8	305	12.2	66t	1
Hill	10	4	108	10.8	31	0
Saints	**35**	**12**	**413**	**11.8**	**66t**	**1**
Opponents	**39**	**16**	**248**	**6.4**	**17**	**0**

KICKOFF RET	No	Yds	Avg	LG	TD
Mel Gray	32	670	20.9	39	0
Atkins	20	424	21.2	57	0
Mayes	7	132	18.9	33	0
Hilliard	6	111	18.5	30	0
Martin	3	32	10.7	18	0
Waymer	2	39	19.5	29	0
Saints	**70**	**1408**	**20.1**	**57**	**0**
Opponents	**43**	**823**	**19.1**	**40**	**0**

FIELD GOALS	1-19	20-29	30-39	40-49	50+
Andersen	1/1	11/12	8/11	5/8	1/4
Saints	**1/1**	**11/12**	**8/11**	**5/8**	**1/4**
Opponents	**2/2**	**6/7**	**10/13**	**9/10**	**0/2**

Andersen: (20G) (41G, 29G, 28G) (53N, 37G, 29G) (28G, 41G, 39N) (27G, 49G) (27G, 35G, 45N, 34G) (23G, 31G) (51G, 25G) (33G) (19G, 53B, 49N) (52N) ( ) (27G, 41G, 26G, 29N, 45G) (36G) (38G, 40N, 32N) (34N, 30G)

Opponents: (25G, 32G) (41N) ( ) (25G, 35G, 35G) (39N, 39G) (35G) (22G, 47G, 46G, 36B, 42G) (50N) (37G, 27B, 18G, 47G, 30G) (42G, 23G) (23G) (35N, 50N) (46G, 35G) (37G) (40G, 47G, 19G) (27G, 43G, 39G)

1988 NFC WEST STANDINGS
Saints Finish: 3rd place

	W	L	T	Pct.
San Francisco	10	6	0	.625
L.A. Rams	10	6	0	.625
New Orleans	**10**	**6**	**0**	**.625**
Atlanta	5	11	0	.313

PASSING	Att	Cmp	Yds	Cmp%	Yds/Att	TD	TD%	Int	Int%	Long	Sk/Yds	Rating
Hebert	478	280	3156	58.6	6.60	20	4.2	15	3.1	40t	24/171	79.3
Wilson	16	5	73	31.3	4.56	0	0.0	1	6.3	25	0/0	21.1
Hilliard	2	1	27	50.0	13.50	1	50.0	0	0.0	27t	0/0	135.4
Fourcade	1	0	0	0.0	0.00	0	0.0	0	0.0	0	0/0	39.6
Hill	1	0	0	0.0	0.00	0	0.0	0	0.0	0	0/0	39.6
Saints	**498**	**286**	**3256**	**57.4**	**6.54**	**21**	**4.2**	**16**	**3.2**	**40t**	**24/171**	**77.9**
Opponents	**505**	**277**	**3579**	**54.9**	**7.09**	**19**	**3.8**	**17**	**3.4**	**85t**	**31/252**	**75.8**

1989 RECORD: 9-7 FINISH: 3rd-NFC WEST

Date	W/L	Score	Opponent	Attendance
9/10	**W**	**28-0**	**Dallas**	**66,977**
9/17	L	34-35	at Green Bay	55,809
9/24	L	10-20	at Tampa Bay	44,053
10/1	**L**	**14-16**	**Washington**	**64,358**
10/8	**L**	**20-24**	**San Francisco**	**60,488**
10/15	**W**	**29-14**	**New York Jets**	**59,521**
10/22	W	40-21	at L.A. Rams	57,567
10/29	**W**	**20-13**	**Atlanta**	**65,153**
11/6	L	13-31	at San Francisco	60,667
11/12	W	28-24	at New England	47,680
11/19	W	26-17	at Atlanta	53,173
11/26	**Lot**	**17-20**	**L.A. Rams**	**64,274**
12/3	L	14-21	at Detroit	38,550
12/10	W	22-19	at Buffalo	70,037
12/18	**W**	**30-20**	**Philadelphia**	**59,218**
12/24	**W**	**41-6**	**Indianapolis**	**49,009**

TEAM STATISTICS	N.O.	OPP.
TOTAL FIRST DOWNS	**304**	**293**
Rushing	108	79
Passing	167	198
Penalty	29	16
3rd Down: Made/Att.	89/207	82/216
3rd Down Pct.	43.0	38.0
4th Down: Made/Att.	5/10	8/17
4th Down Pct.	50.0	47.1
POSSESSION AVG.	**33:43**	**26:17**
TOTAL NET YARDS	**5328**	**5186**
Avg. Per Game	333.0	324.1
Total Plays	999	997
Avg. Per Play	5.3	5.2
NET YARDS RUSHING	**1948**	**1326**
Avg. Per Game	121.8	82.9
Total Rushes	502	373
NET YARDS PASSING	**3380**	**3860**
Avg. Per Game	211.3	241.3
Sacked/Yards Lost	36/271	47/362
Gross Yards	3651	4222
Att./Completions	461/284	577/320
Completion Pct.	61.6	55.5
Had Intercepted	19	21
PUNTS/AVERAGE	**71/39.1**	**75/39.4**
NET PUNTING AVG.	**71/34.2**	**75/33.2**
PENALTIES/YARDS	**90/676**	**105/850**
FUMBLES/BALL LOST	**28/12**	**35/18**
TOUCHDOWNS	**46**	**35**
Rushing	19	10
Passing	23	23
Returns	4	2

Score by Periods	1	2	3	4	OT	TOT
Saints	105	123	60	98	0	386
Opponents	27	96	89	86	3	301

SCORING	TD	Ru	Pa	Rt	PAT	FG	S	TP
Hilliard	18	13	5	0			0	108
Andersen	0	0	0	0	44/45	20/29	0	104
E. Martin	8	0	8	0			0	48
Brenner	4	0	4	0			0	24
Hill	4	0	4	0			0	24
Jordan	3	3	0	0			0	18
Cook	1	0	0	1			0	6
Fourcade	1	1	0	0			0	6
Frazier	1	1	0	0			0	6
Heyward	1	1	0	0			0	6
Maxie	1	0	0	1			0	6
Morse	1	0	0	1			0	6
Shepard	1	0	0	1			0	6
Tice	1	0	1	0			0	6
Turner	1	0	1	0			0	6
Forde	0	0	0	0			1	2
Warren	0	0	0	0			1	2
Saints	**46**	**19**	**23**	**4**	**44/45**	**20/29**	**3**	**386**
Opponents	**35**	**10**	**23**	**2**	**34/35**	**19/24**	**0**	**301**

SACKS: Swilling 16.5, Warren 9.5, Jackson 7.5, Wilks 4.0, Mills 3.0, W. Martin 2.5, Cook 1.0, Geathers 1.0, V. Johnson 1.0, Mack 1.0, **Saints 47.0, Opp. 36.0**

RUSHING	No	Yds	Avg	LG	TD
Hilliard	344	1262	3.7	40	13
Heyward	49	183	3.7	15	1
Jordan	38	179	4.7	32	3
Frazier	25	112	4.5	21	1
Fourcade	14	91	6.5	14	1
Hebert	25	87	3.5	11	0
Morse	2	43	21.5	39	0
Turner	2	8	4.0	6	0
Winslow	1	0	0.0	0	0
Hill	1	-7	-7.0	-7	0
Perriman	1	-10	-10.0	-10	0
Saints	**502**	**1948**	**3.9**	**40**	**19**
Opponents	**373**	**1326**	**3.6**	**38**	**10**

RECEIVING	No	Yds	Avg	LG	TD
E. Martin	68	1090	16.0	53t	8
Hilliard	52	514	9.9	54t	5
Hill	48	636	13.3	46	4
Brenner	34	398	11.7	30t	4
Turner	22	279	12.7	54t	1
Perriman	20	356	17.8	47	0
Heyward	13	69	5.3	12	0
Tice	9	98	10.9	23	1
Scales	8	89	11.1	26	0
Jordan	4	53	13.3	17	0
Frazier	3	25	8.3	22	0
Shepard	2	36	18.0	23	0
Cook	1	8	8.0	8	0
Saints	**284**	**3651**	**12.9**	**54t**	**23**
Opponents	**320**	**4222**	**13.2**	**75t**	**23**

INTERCEPTIONS	No	Yds	Avg	LG	TD
Waymer	6	66	11.0	42	0
Massey	5	26	5.2	22	0
Cook	3	81	27.0	63t	1
Maxie	3	41	13.7	26t	1
Mack	2	0	0.0	0	0
Swilling	1	14	14.0	14	0
Atkins	1	-2	-2.0	-2	0
Saints	**21**	**226**	**10.8**	**63t**	**2**
Opponents	**19**	**265**	**13.9**	**40**	**1**

PUNTING	No	Yds	Avg	Net	TB	I20	LG	B
Barnhardt	55	2179	39.6	35.0	4	17	56	0
Winslow	16	595	37.2	31.6	1	4	50	0
Saints	**71**	**2774**	**39.1**	**34.2**	**5**	**21**	**56**	**0**
Opponents	**75**	**2956**	**39.4**	**33.2**	**2**	**15**	**63**	**1**

PUNT RET	Ret	FC	Yds	Avg	LG	TD
Harris	27	7	196	7.3	20	0
Morse	10	1	29	2.9	16	0
Hill	7	0	41	5.9	13	0
Shepard	7	1	91	13.0	56t	1
Perriman	1	0	10	10.0	10	0
Turner	1	0	7	7.0	7	0
Massey	0	0	54	---	54	0
Saints	**53**	**9**	**428**	**8.1**	**57**	**1**
Opponents	**35**	**16**	**244**	**7.0**	**28**	**0**

KICKOFF RET	No	Yds	Avg	LG	TD
Harris	19	378	19.9	39	0
Atkins	12	245	20.4	32	0
Morse	10	278	27.8	99t	1
Frazier	8	157	19.6	29	0
Shepard	8	135	16.9	24	0
U. Johnson	2	34	17.0	19	0
Hill	1	13	13.0	13	0
Hilliard	1	20	20.0	20	0
Phillips	1	24	24.0	24	0
Scales	1	0	0.0	0	0
Saints	**63**	**1284**	**20.4**	**99t**	**1**
Opponents	**55**	**983**	**17.9**	**72**	**0**

FIELD GOALS	1-19	20-29	30-39	40-49	50+
Andersen	0/0	7/8	10/11	3/6	0/4
Saints	**0/0**	**7/8**	**10/11**	**3/6**	**0/4**
Opponents	**3/3**	**2/4**	**4/5**	**10/11**	**0/1**

Andersen: ( ) (38G, 32G) (54N, 33G, 47N) (52N, 36N) (49G, 39G) (42G, 29G) (39G, 27G) (32G, 23B, 44G) (39G, 23G) ( ) (33G) (36G) (48N) (31G, 41N, 26G, 50N, 22G) (55N) (21G, 29G)

Opponents: ( ) ( ) (34G, 37G) (48G, 19G, 18G) (41G, 44N) ( ) ( ) (41G, 48G) (44G) (44G) (45G, 37N) (32G, 22B, 52N, 31G) ( ) (43G, 48G) (21G, 19G, 20B) (41G, 23G)

1989 NFC WEST STANDINGS
Saints Finish: 3rd place

	W	L	T	Pct.
San Francisco	14	2	0	.875
L.A. Rams	11	5	0	.688
New Orleans	**9**	**7**	**0**	**.563**
Atlanta	3	13	0	.188

PASSING	Att	Cmp	Yds	Cmp%	Yds/Att	TD	TD%	Int	Int%	Long	Sk/Yds	Rating
Hebert	353	222	2686	62.9	7.61	15	4.2	15	4.2	54t	22/171	82.7
Fourcade	107	61	930	57.0	8.69	7	6.5	4	3.7	54t	13/96	92.0
Hilliard	1	1	35	100.0	35.00	1	100.0	0	0.0	35t	0/0	158.3
Hill	0	0	0	---	---	0	---	0	---	0	1/4	---
Saints	**461**	**284**	**3651**	**61.6**	**7.92**	**23**	**5.0**	**19**	**4.1**	**54t**	**36/271**	**85.9**
Opponents	**577**	**320**	**4222**	**55.5**	**7.32**	**23**	**4.0**	**21**	**3.6**	**75t**	**47/362**	**76.9**

SAINTS STATISTICS

1990 RECORD: 8-8 FINISH: 2nd-NFC WEST

Date	W/L	Score	Opponent	Attendance
9/10	**L**	**12-13**	**San Francisco**	**68,629**
9/16	L	3-32	at Minnesota	56,272
9/23	**W**	**28-7**	**Phoenix**	**61,110**
10/7	L	27-28	at Atlanta	57,401
10/14	**W**	**25-20**	**Cleveland**	**68,608**
10/21	L	10-23	at Houston	57,908
10/28	**L**	**10-27**	**Detroit**	**64,368**
11/4	W	21-7	at Cincinnati	60,067
11/11	**W**	**35-7**	**Tampa Bay**	**67,865**
11/18	L	17-31	at Washington	52,573
11/25	**W**	**10-7**	**Atlanta**	**68,629**
12/2	L	13-17	at Dallas	60,087
12/9	W	24-20	at L.A. Rams	56,864
12/16	**L**	**6-9**	**Pittsburgh**	**68,582**
12/23	W	13-10	at San Francisco	60,112
12/31	**W**	**20-17**	**L.A. Rams**	**68,647**

TEAM STATISTICS	N.O.	OPP.
TOTAL FIRST DOWNS	**253**	**279**
Rushing	107	91
Passing	133	167
Penalty	13	21
3rd Down: Made/Att.	84/209	85/217
3rd Down Pct.	40.2	39.2
4th Down: Made/Att.	5/9	9/17
4th Down Pct.	55.6	52.9
POSSESSION AVG.	**29:59**	**30:01**
TOTAL NET YARDS	**4476**	**4878**
Avg. Per Game	279.8	304.9
Total Plays	931	986
Avg. Per Play	4.8	4.9
NET YARDS RUSHING	**1850**	**1559**
Avg. Per Game	115.6	97.4
Total Rushes	464	410
NET YARDS PASSING	**2626**	**3319**
Avg. Per Game	164.1	207.4
Sacked/Yards Lost	20/131	42/265
Gross Yards	2757	3584
Att./Completions	447/226	534/316
Completion Pct.	50.6	59.2
Had Intercepted	23	8
PUNTS/AVERAGE	**71/42.1**	**74/40.9**
NET PUNTING AVG.	**71/36.2**	**74/34.9**
PENALTIES/YARDS	**108/829**	**87/655**
FUMBLES/BALL LOST	**29/16**	**35/19**
TOUCHDOWNS	**30**	**30**
Rushing	14	8
Passing	15	21
Returns	1	1

Score by Periods	1	2	3	4	OT	TOT
Saints	54	82	48	90	0	274
Opponents	30	82	76	87	0	275

SCORING	TD	Ru	Pa	Rt	PAT	FG	S	TP
Andersen	0	0	0	0	29/29	21/27	0	92
Mayes	7	7	0	0			0	42
E. Martin	5	0	5	0			0	30
Heyward	4	4	0	0			0	24
Turner	4	0	4	0			0	24
Brenner	2	0	2	0			0	12
Fenerty	2	2	0	0			0	12
Perriman	2	0	2	0			0	12
Fourcade	1	1	0	0			0	6
Hilliard	1	0	1	0			0	6
Maxie	1	0	0	1			0	6
Scales	1	0	1	0			0	6
Saints	**30**	**14**	**15**	**1**	**29/29**	**21/27**	**1**	**274**
Opponents	**30**	**8**	**21**	**1**	**30/30**	**21/35**	**1**	**275**

SACKS: Swilling 11.0, Turnbull 9.0, Jackson 6.0, Wilks 5.5, W. Martin 4.0, Atkins 3.0, Cook 1.0, Johnson 1.0, Simmons 1.0, Mills 0.5, **Saints 42.0, Opp. 20.0**

RUSHING	No	Yds	Avg	LG	TD
Heyward	129	599	4.6	47t	4
Mayes	138	510	3.7	18	7
Fenerty	73	355	4.9	60t	2
Hilliard	90	284	3.2	17	0
Fourcade	15	77	5.1	12	1
Walsh	19	25	1.3	18	0
Saints	**464**	**1850**	**4.0**	**60t**	**14**
Opponents	**410**	**1559**	**3.8**	**35**	**8**

RECEIVING	No	Yds	Avg	LG	TD
E. Martin	63	912	14.5	58	5
Perriman	36	382	10.6	29	2
Turner	21	396	18.9	68t	4
Fenerty	18	209	11.6	28	0
Heyward	18	121	6.7	12	0
Brenner	17	213	12.5	31t	2
Hilliard	14	125	8.9	20	1
Mayes	12	121	10.1	66	0
Tice	11	113	10.3	19	0
Scales	8	64	8.0	20	1
Alphin	4	57	14.3	17	0
Hill	3	35	11.7	13	0
Hilgenberg	1	9	9.0	9	0
Saints	**226**	**2757**	**12.2**	**68t**	**15**
Opponents	**316**	**3584**	**11.3**	**51t**	**21**

INTERCEPTIONS	No	Yds	Avg	LG	TD
Maxie	2	88	44.0	50t	1
Cook	2	55	27.5	50	0
Atkins	2	15	7.5	15	0
Thompson	2	0	0.0	0	0
Saints	**8**	**158**	**19.8**	**50t**	**1**
Opponents	**23**	**283**	**12.3**	**73**	**0**

PUNTING	No	Yds	Avg	Net	TB	I20	LG	B
Barnhardt	70	2990	42.7	36.2	6	20	65	1
Saints	**70**	**2990**	**42.7**	**36.2**	**6**	**20**	**65**	**1**
Opponents	**74**	**3024**	**40.9**	**34.9**	**2**	**18**	**57**	**1**

PUNT RET	Ret	FC	Yds	Avg	LG	TD
V. Buck	37	8	305	8.2	33	0
Morse	8	1	95	11.9	18	0
Saints	**45**	**9**	**400**	**8.9**	**33**	**0**
Opponents	**43**	**12**	**302**	**7.0**	**24**	**0**

KICKOFF RET	No	Yds	Avg	LG	TD
Fenerty	28	572	20.4	58	0
Atkins	19	471	24.8	50	0
Morse	4	56	14.0	18	0
V. Buck	3	38	12.7	17	0
Mayes	2	39	19.5	21	0
Heyward	1	12	12.0	12	0
Mack	1	17	17.0	17	0
Saints	**58**	**1205**	**20.8**	**58**	**0**
Opponents	**36**	**583**	**16.2**	**56**	**0**

FIELD GOALS	1-19	20-29	30-39	40-49	50+
Andersen	0/0	5/5	5/6	8/12	3/4
Saints	**0/0**	**5/5**	**5/6**	**8/12**	**3/4**
Opponents	**1/1**	**3/3**	**10/13**	**6/10**	**1/8**

Andersen: (41G, 39G, 28G, 32G) (37G) ( ) (46G, 23G) (52G, 39N) (20G, 40B) (47G) (48N) ( ) (38G) (43N, 20G) (43G, 50G) (48G) (50G, 43G) (30G, 40G) (51N, 48N, 41G, 24G)

Opponents: (52G, 55N, 52N, 47N, 38G) (30G, 48G, 38G) (52N, 37B) (40N) (37G, 39G) (43G, 45G, 33G) (39N, 52N, 25G, 39G) (43N) ( ) (39G) (51N, 51N) (47G) (38G, 18G) (46N, 29G, 42G, 43G) (59N, 30G) (30N, 24G)

1990 NFC WEST STANDINGS
Saints Finish: 2nd place

	W	L	T	Pct.
San Francisco	14	2	0	.875
New Orleans	**8**	**8**	**0**	**.500**
L.A. Rams	5	11	0	.313
Atlanta	5	11	0	.313

PASSING	Att	Cmp	Yds	Cmp%	Yds/Att	TD	TD%	Int	Int%	Long	Sk/Yds	Rating
Walsh	327	175	1970	53.5	6.02	12	3.7	13	4.0	58	10/76	67.5
Fourcade	116	50	785	43.1	6.77	3	2.6	8	6.9	68t	8/44	46.1
Kramer	3	1	2	33.3	0.67	0	0.0	1	33.3	2	2/11	2.8
Heyward	1	0	0	0.0	0.00	0	0.0	1	100.0	0	0/0	0.0
Saints	**447**	**226**	**2757**	**50.6**	**6.17**	**15**	**3.4**	**23**	**5.1**	**68t**	**20/131**	**59.7**
Opponents	**534**	**316**	**3584**	**59.2**	**6.71**	**21**	**3.9**	**8**	**1.5**	**51t**	**42/265**	**86.2**

1991 RECORD: 11-5 FINISH: 1st-NFC WEST

Date	W/L	Score	Opponent	Attendance
9/1	**W**	**27-24**	**Seattle**	**68,492**
9/8	W	17-10	at Kansas City	74,816
9/15	**W**	**24-7**	**L.A. Rams**	**68,583**
9/22	**W**	**26-0**	**Minnesota**	**68,591**
9/29	W	27-6	at Atlanta	56,556
10/13	W	13-6	at Philadelphia	64,224
10/20	**W**	**23-7**	**Tampa Bay**	**68,591**
10/27	**L**	**17-20**	**Chicago**	**68,591**
11/3	W	24-17	at L.A. Rams	58,713
11/10	**W**	**10-3**	**San Francisco**	**68,591**
11/17	L	21-24	at San Diego	48,420
11/24	**Lot**	**20-23**	**Atlanta**	**68,591**
12/1	L	24-38	at San Francisco	62,092
12/8	L	14-23	at Dallas	64,530
12/16	**W**	**27-0**	**L.A. Raiders**	**68,625**
12/22	W	27-3	at Phoenix	30,928

TEAM STATISTICS	N.O.	OPP.
TOTAL FIRST DOWNS	**267**	**214**
Rushing	93	63
Passing	157	139
Penalty	17	12
3rd Down: Made/Att.	86/228	49/188
3rd Down Pct.	37.7	26.1
4th Down: Made/Att.	5/10	4/13
4th Down Pct.	50.0	30.8
POSSESSION AVG.	**33:58**	**26:02**
TOTAL NET YARDS	**4968**	**3933**
Avg. Per Game	310.5	245.8
Total Plays	1008	875
Avg. Per Play	4.9	4.5
NET YARDS RUSHING	**1709**	**1213**
Avg. Per Game	106.8	75.8
Total Rushes	483	334
NET YARDS PASSING	**3259**	**2720**
Avg. Per Game	203.7	170.0
Sacked/Yards Lost	19/160	50/337
Gross Yards	3419	3057
Att./Completions	506/292	491/259
Completion Pct.	57.7	52.7
Had Intercepted	15	29
PUNTS/AVERAGE	**87/43.0**	**88/42.3**
NET PUNTING AVG.	**87/35.3**	**88/37.1**
PENALTIES/YARDS	**101/801**	**95/711**
FUMBLES/BALL LOST	**24/15**	**34/19**
TOUCHDOWNS	**38**	**23**
Rushing	15	6
Passing	20	12
Returns	3	5

Score by Periods	1	2	3	4	OT	TOT
Saints	61	120	75	85	0	341
Opponents	23	59	54	72	3	211

SCORING	TD	Ru	Pa	Rt	PAT	FG	S	TP
Andersen	0	0	0	0	38/38	25/32	0	113
Turner	8	0	8	0			0	48
Fenerty	5	3	2	0			0	30
Heyward	5	4	1	0			0	30
Hilliard	5	4	1	0			0	30
E. Martin	4	0	4	0			0	24
Jordan	3	2	1	0			0	18
Early	2	0	2	0			0	12
McAfee	2	2	0	0			0	12
Carroll	1	0	1	0			0	6
Maxie	1	0	0	1			0	6
Swilling	1	0	0	1			0	6
Warren	1	0	0	1			0	6
Saints	**38**	**15**	**20**	**3**	**38/38**	**25/32**	**0**	**341**
Opponents	**23**	**6**	**12**	**5**	**22/23**	**17/21**	**0**	**211**

SACKS: Swilling 17.0, Jackson 11.5, Warren 7.0, W. Martin 3.5, Atkins 3.0, Goff 2.0, Wilks 2.0, Miller 1.0, Mills 1.0, Turnbull 1.0, James E. Williams 1.0, **Saints 50.0, Opp. 19.0**

RUSHING	No	Yds	Avg	LG	TD
McAfee	109	494	4.5	34	2
Fenerty	139	477	3.4	54	3
Heyward	76	260	3.4	15	4
Hilliard	79	252	3.2	65t	4
Jordan	47	150	3.2	25	2
Hebert	18	56	3.1	16	0
Early	3	13	4.3	6	0
Morse	3	7	2.3	8	0
Barnhardt	1	0	0.0	0	0
Walsh	8	0	0.0	3	0
Saints	**483**	**1709**	**3.5**	**65t**	**15**
Opponents	**334**	**1213**	**3.6**	**33**	**6**

RECEIVING	No	Yds	Avg	LG	TD
E. Martin	66	803	12.2	30	4
Turner	64	927	14.5	65t	8
Early	32	541	16.9	52	2
Fenerty	26	235	9.0	50t	2
Tice	22	230	10.5	22	0
Hilliard	21	127	6.0	14t	1
Carroll	18	184	10.2	31t	1
Brenner	16	179	11.2	21	0
Jordan	15	92	6.1	19	1
Heyward	4	34	8.5	22t	1
Newman	3	33	11.0	14	0
Scales	3	23	7.7	14	0
McAfee	1	8	8.0	8	0
Wainright	1	3	3.0	3	0
Saints	**292**	**3419**	**11.7**	**65t**	**20**
Opponents	**259**	**3057**	**11.8**	**80t**	**12**

INTERCEPTIONS	No	Yds	Avg	LG	TD
Atkins	5	198	39.6	79	0
V. Buck	5	12	2.4	12	0
Glenn	4	35	8.8	18	0
Jones	3	61	20.3	51	0
Cook	3	54	18.0	22	0
Maxie	3	33	11.0	31t	1
Mills	2	13	6.5	8	0
Swilling	1	39	39.0	39t	1
V. Johnson	1	19	19.0	19	0
Thompson	1	14	14.0	14	0
Petry	1	4	4.0	4	0
Saints	**29**	**482**	**16.6**	**79**	**2**
Opponents	**15**	**257**	**17.1**	**59t**	**2**

PUNTING	No	Yds	Avg	Net	TB	I20	LG	B
Barnhardt	86	3743	43.5	35.3	10	20	61	1
Saints	**87**	**3743**	**43.0**	**35.3**	**10**	**20**	**61**	**1**
Opponents	**88**	**3725**	**42.3**	**37.1**	**7**	**20**	**64**	**1**

PUNT RET	Ret	FC	Yds	Avg	LG	TD
V. Buck	31	13	260	8.4	52	0
Fenerty	12	6	55	4.6	13	0
Morse	1	0	2	2.0	2	0
Saints	**44**	**19**	**317**	**7.2**	**52**	**0**
Opponents	**50**	**11**	**470**	**9.4**	**40**	**0**

KICKOFF RET	No	Yds	Avg	LG	TD
Atkins	20	368	18.4	27	0
Jennings	12	213	17.8	24	0
Early	9	168	18.7	34	0
Morse	3	60	20.0	21	0
Fenerty	2	28	14.0	14	0
Jordan	2	18	9.0	18	0
Glenn	1	10	10.0	10	0
McAfee	1	14	14.0	14	0
Saints	**50**	**879**	**17.6**	**34**	**0**
Opponents	**35**	**851**	**24.3**	**98t**	**2**

FIELD GOALS	1-19	20-29	30-39	40-49	50+
Andersen	0/0	6/6	11/13	6/9	2/4
Saints	**0/0**	**6/6**	**11/13**	**6/9**	**2/4**
Opponents	**1/1**	**3/3**	**5/6**	**6/7**	**2/4**

Andersen: (47G, 31G) (40G) (42G) (34G, 30G, 38G, 26G) (23G, 31G) (36G, 43N, 26G) (32G, 28G, 48G, 40N) (60G) (45G, 37N) (21G) (39N) (39G, 31G, 55N) (52G) (54N) (37G, 41N, 42G) (27G, 39G)

Opponents: (37G, 37N) (23G) ( ) ( ) ( ) (48G, 41G) ( ) (34G, 48G, 51N) (31G) (32G, 44N) (19G) (25G, 27G, 50G) (42G) (50G, 41G, 40G) (52N) (38G)

1991 NFC WEST STANDINGS
Saints Finish: 1st place

	W	L	T	Pct.
New Orleans	**11**	**5**	**0**	**.688**
Atlanta	10	6	0	.625
San Francisco	10	6	0	.625
L.A. Rams	3	13	0	.188

PASSING	Att	Cmp	Yds	Cmp%	Yds/Att	TD	TD%	Int	Int%	Long	Sk/Yds	Rating
Walsh	255	141	1638	55.3	6.42	11	4.3	6	2.4	41	3/26	79.5
Hebert	248	149	1676	60.1	6.76	9	3.6	8	3.2	65t	16/134	79.0
M. Buck	2	1	61	50.0	30.50	0	0.0	1	50.0	61	0/0	56.3
Heyward	1	1	44	100.0	44.00	0	0.0	0	0.0	44	0/0	118.8
Saints	**506**	**292**	**3419**	**57.7**	**6.76**	**20**	**4.0**	**15**	**3.0**	**65t**	**19/160**	**79.2**
Opponents	**491**	**259**	**3057**	**52.7**	**6.23**	**12**	**2.4**	**29**	**5.9**	**80t**	**50/337**	**55.5**

SAINTS STATISTICS

1992 RECORD: 12-4 FINISH: 2nd-NFC WEST

Date	W/L	Score	Opponent	Attendance
9/6	L	13-15	at Philadelphia	63,513
9/13	**W**	**28-6**	**Chicago**	**68,591**
9/20	W	10-7	at Atlanta	67,328
9/27	**L**	**10-16**	**San Francisco**	**68,591**
10/4	W	13-7	at Detroit	66,971
10/11	**W**	**13-10**	**L.A. Rams**	**68,591**
10/18	W	30-21	at Phoenix	27,735
11/1	**W**	**23-21**	**Tampa Bay**	**68,591**
11/8	W	31-14	at New England	45,413
11/15	L	20-21	at San Francisco	64,895
11/23	**W**	**20-3**	**Washington**	**68,591**
11/29	**W**	**24-13**	**Miami**	**68,591**
12/3	**W**	**22-14**	**Atlanta**	**68,591**
12/13	W	37-14	at L.A. Rams	47,355
12/20	**L**	**16-20**	**Buffalo**	**68,591**
12/26	W	20-0	at New York Jets	45,614

TEAM STATISTICS	N.O.	OPP.
TOTAL FIRST DOWNS	**267**	**246**
Rushing	92	86
Passing	155	146
Penalty	20	14
3rd Down: Made/Att.	75/197	71/209
3rd Down Pct.	38.1	34.0
4th Down: Made/Att.	3/8	8/18
4th Down Pct.	37.5	44.4
POSSESSION AVG.	**31:10**	**28:50**
TOTAL NET YARDS	**4806**	**4075**
Avg. Per Game	300.4	254.7
Total Plays	895	949
Avg. Per Play	5.4	4.3
NET YARDS RUSHING	**1628**	**1605**
Avg. Per Game	101.8	100.3
Total Rushes	454	381
NET YARDS PASSING	**3178**	**2470**
Avg. Per Game	198.6	154.4
Sacked/Yards Lost	15/119	57/376
Gross Yards	3297	2846
Att./Completions	426/251	511/287
Completion Pct.	58.9	56.2
Had Intercepted	16	18
PUNTS/AVERAGE	**67/44.0**	**89/41.2**
NET PUNTING AVG.	**67/37.7**	**89/37.0**
PENALTIES/YARDS	**60/567**	**77/729**
FUMBLES/BALL LOST	**27/13**	**37/20**
TOUCHDOWNS	**35**	**24**
Rushing	10	8
Passing	19	13
Returns	6	3

Score by Periods	1	2	3	4	OT	TOT
Saints	70	86	91	83	0	330
Opponents	26	64	31	81	0	202

SCORING	TD	Ru	Pa	Rt	PAT	FG	S	TP
Andersen	0	0	0	0	33/34	29/34	0	120
Hilliard	7	3	4	0			0	42
Early	5	0	5	0			0	30
E. Martin	5	0	5	0			0	30
Dunbar	3	3	0	0			0	18
Heyward	3	3	0	0			0	18
Small	3	0	3	0			0	18
Carroll	2	0	2	0			0	12
Goff	2	0	0	2			0	12
V. Buck	1	0	0	1			0	6
Cook	1	0	0	1			0	6
Jones	1	0	0	1			0	6
McAfee	1	1	0	0			0	6
Mills	1	0	0	1			0	6
Saints	**35**	**10**	**19**	**6**	**33/34**	**29/34**	**0**	**330**
Opponents	**24**	**8**	**13**	**3**	**22/24**	**12/17**	**0**	**202**

SACKS: W. Martin 15.5, Jackson 13.5, Swilling 10.5, Warren 4.0, Wilks 4.0, Mills 3.0, Turnbull 1.5, Cook 1.0, Johnson 1.0, Maxie 1.0, Miller 1.0, V. Buck 0.5, Smeenge 0.5, **Saints 57.0, Opp. 15.0**

RUSHING	No	Yds	Avg	LG	TD
Dunbar	154	565	3.7	25	3
Hilliard	115	445	3.9	22	3
Heyward	104	416	4.0	23	3
McAfee	39	114	2.9	19	1
Hebert	32	95	3.0	18	0
Early	3	-1	-.3	7	0
Barnhardt	4	-2	-.5	12	0
M. Buck	3	-4	-1.3	-1	0
Saints	**454**	**1628**	**3.6**	**25**	**10**
Opponents	**381**	**1605**	**4.2**	**41**	**8**

RECEIVING	No	Yds	Avg	LG	TD
E. Martin	68	1041	15.3	52t	5
Hilliard	48	465	9.7	41	4
Early	30	566	18.9	59t	5
Small	23	278	12.1	33	3
Heyward	19	159	8.4	21	0
Carroll	18	292	16.2	72t	2
Brenner	12	161	13.4	23	0
Wainright	9	143	15.9	29	0
Dunbar	9	62	6.9	13	0
Turner	5	43	8.6	18	0
Stowers	4	23	5.8	8	0
Newman	3	21	7.0	8	0
McAfee	1	16	16.0	16	0
Dowdell	1	6	6.0	6	0
Lipps	1	1	1.0	1	0
Cooper	0	20	---	20	0
Saints	**251**	**3297**	**13.1**	**72t**	**19**
Opponents	**287**	**2846**	**9.9**	**44**	**13**

INTERCEPTIONS	No	Yds	Avg	LG	TD
Cook	6	90	15.0	48t	1
Atkins	3	0	0.0	0	0
Jones	2	71	35.5	71t	1
V. Buck	2	51	25.5	34t	1
Taylor	2	20	10.0	20	0
Maxie	2	12	6.0	8	0
Mills	1	10	10.0	10	0
Saints	**18**	**254**	**14.1**	**71t**	**3**
Opponents	**16**	**280**	**17.5**	**56t**	**2**

PUNTING	No	Yds	Avg	Net	TB	I20	LG	B
Barnhardt	67	2947	44.0	37.7	10	19	62	0
Saints	**67**	**2947**	**44.0**	**37.7**	**10**	**19**	**62**	**0**
Opponents	**89**	**3666**	**41.2**	**37.0**	**7**	**18**	**59**	**1**

PUNT RET	Ret	FC	Yds	Avg	LG	TD
Newman	23	10	158	6.9	18	0
Dowdell	12	6	37	3.1	34	0
Lipps	5	1	22	4.4	16	0
Turner	3	0	10	3.3	5	0
V. Buck	2	4	4	2.0	3	0
Saints	**45**	**21**	**231**	**5.1**	**34**	**0**
Opponents	**31**	**21**	**218**	**7.0**	**34**	**0**

KICKOFF RET	No	Yds	Avg	LG	TD
McAfee	19	393	20.7	38	0
Dunbar	10	187	18.7	27	0
Hilliard	7	130	18.6	48	0
Newman	3	62	20.7	29	0
Heyward	1	14	14.0	14	0
Jordan	1	18	18.0	18	0
Kennard	1	11	11.0	11	0
Saints	**42**	**815**	**19.4**	**48**	**0**
Opponents	**40**	**923**	**23.1**	**60**	**0**

FIELD GOALS	1-19	20-29	30-39	40-49	50+
Andersen	0/0	10/10	8/10	8/11	3/3
Saints	**0/0**	**10/10**	**8/10**	**8/11**	**3/3**
Opponents	**1/1**	**3/3**	**5/7**	**3/4**	**0/2**

Andersen: (39G, 31G, 41N) (42N) (47G) (42G, 37N) (47N, 50G, 20G) (26G, 30G) (52G) (39N, 31G, 45G, 50G) (46G) (29G, 42G) (43G, 45G) (26G) (20G, 31G, 24G, 26G, 37G) (21G) (35G, 27G, 42G) (27G, 36G)

Opponents: (18G) (39G, 30G, 37N) (41N) (40G, 26G, 42G) ( ) (30G) ( ) ( ) ( ) (32N) (34G) (55N, 48G, 34G) ( ) ( ) (25G, 50N, 29G) ( )

1992 NFC WEST STANDINGS
Saints Finish: 2nd place

	W	L	T	Pct.
San Francisco	14	2	0	.875
New Orleans	**12**	**4**	**0**	**.750**
Atlanta	6	10	0	.375
L.A. Rams	6	10	0	.375

PASSING	Att	Cmp	Yds	Cmp%	Yds/Att	TD	TD%	Int	Int%	Long	Sk/Yds	Rating
Hebert	422	249	3287	59.0	7.79	19	4.5	16	3.8	72t	15/119	82.9
M. Buck	4	2	10	50.0	2.50	0	0.0	0	0.0	10	0/0	56.3
Team	**426**	**251**	**3297**	**58.9**	**7.74**	**19**	**4.5**	**16**	**3.8**	**72t**	**15/119**	**82.6**
Opponents	**511**	**287**	**2846**	**56.2**	**5.57**	**13**	**2.5**	**18**	**3.5**	**44**	**57/376**	**65.9**

1993 RECORD: 8-8 FINISH: 2nd-NFC WEST

Date	W/L	Score	Opponent	Attendance
9/5	**W**	**33-21**	**Houston**	**69,029**
9/12	W	34-31	at Atlanta	64,287
9/19	**W**	**14-3**	**Detroit**	**69,039**
9/26	**W**	**16-13**	**San Francisco**	**69,041**
10/3	W	37-6	at L.A. Rams	50,709
10/17	L	14-37	at Pittsburgh	56,056
10/24	**L**	**15-26**	**Atlanta**	**69,043**
10/31	W	20-17	at Phoenix	36,778
11/14	**L**	**17-19**	**Green Bay**	**69,043**
11/22	L	7-42	at San Francisco	66,500
11/28	W	17-14	at Minnesota	53,030
12/5	L	13-17	at Cleveland	60,388
12/12	**L**	**20-23**	**L.A. Rams**	**69,033**
12/20	**L**	**14-24**	**New York Giants**	**69,036**
12/26	L	26-37	at Philadelphia	50,085
1/2	**W**	**20-13**	**Cincinnati**	**58,036**

TEAM STATISTICS	N.O.	OPP.
TOTAL FIRST DOWNS	**264**	**273**
Rushing	94	116
Passing	158	145
Penalty	12	12
3rd Down: Made/Att.	72/203	92/227
3rd Down Pct.	35.5	40.5
4th Down: Made/Att.	7/11	9/16
4th Down Pct.	63.6	56.3
POSSESSION AVG.	**28:32**	**31:28**
TOTAL NET YARDS	**4707**	**4696**
Avg. Per Game	294.2	293.5
Total Plays	935	1008
Avg. Per Play	5.0	4.7
NET YARDS RUSHING	**1766**	**2090**
Avg. Per Game	110.4	130.6
Total Rushes	414	513
NET YARDS PASSING	**2941**	**2606**
Avg. Per Game	183.8	162.9
Sacked/Yards Lost	40/242	51/318
Gross Yards	3183	2924
Att./Completions	481/274	444/259
Completion Pct.	57.0	58.3
Had Intercepted	21	10
PUNTS/AVERAGE	**77/43.6**	**80/42.3**
NET PUNTING AVG.	**77/37.5**	**80/34.8**
PENALTIES/YARDS	**81/663**	**86/590**
FUMBLES/BALL LOST	**24/13**	**30/20**
TOUCHDOWNS	**33**	**39**
Rushing	10	7
Passing	18	22
Returns	5	10

Score by Periods	1	2	3	4	OT	TOT
Saints	66	80	60	111	0	317
Opponents	78	106	72	87	0	343

SCORING	TD	Ru	Pa	Rt	PAT	FG	S	TP
Andersen	0	0	0	0	33/33	28/35	0	117
Early	6	0	6	0			0	36
Brown	3	2	1	0			0	18
Hilliard	3	2	1	0			0	18
Hughes	3	0	0	3			0	18
E. Martin	3	0	3	0			0	18
Muster	3	3	0	0			0	18
Smith	2	0	2	0			0	12
Brenner	1	0	1	0			0	6
Dowdell	1	0	1	0			0	6
McAfee	1	1	0	0			0	6
Mills	1	0	0	1			0	6
Neal	1	1	0	0			0	6
Ned	1	1	0	0			0	6
Newman	1	0	1	0			0	6
Small	1	0	1	0			0	6
Turner	1	0	1	0			0	6
Warren	1	0	0	1			0	6
Stowers	0	0	0	0			1	2
Saints	**33**	**10**	**18**	**5**	**33/33**	**28/35**	**1**	**317**
Opponents	**39**	**7**	**22**	**10**	**35/39**	**24/30**	**1**	**343**

SACKS: Turnbull 13.0, Jackson 11.5, Johnson 5.0, W. Martin 5.0, V. Buck 3.0, Miller 2.5, Goff 2.0, Mills 2.0, James E. Williams 2.0, Atkins 1.0, Cook 1.0, Jones 1.0, Smeenge 1.0, Warren 1.0, **Saints 51.0, Opp. 40.0**

RUSHING	No	Yds	Avg	LG	TD
Brown	180	705	3.9	60	2
Wilson	31	230	7.4	44	0
Muster	64	214	3.3	18	3
Neal	21	175	8.3	74t	1
Hilliard	50	165	3.3	16	2
McAfee	51	160	3.1	27	1
Ned	9	71	7.9	35t	1
Early	2	32	16.0	26	0
Barnhardt	1	18	18.0	18	0
M. Buck	1	0	0.0	0	0
Walsh	4	-4	-1.0	-1	0
Saints	**414**	**1766**	**4.3**	**74t**	**10**
Opponents	**513**	**2090**	**4.1**	**71t**	**7**

RECEIVING	No	Yds	Avg	LG	TD
E. Martin	66	950	14.4	54t	3
Early	45	670	14.9	63t	6
Hilliard	40	296	7.4	34	1
Muster	23	195	8.5	31	0
Brown	21	170	8.1	19	1
Smith	16	180	11.3	23	2
Small	16	164	10.3	17	1
Turner	12	163	13.6	52	1
Brenner	11	171	15.5	27	1
Ned	9	54	6.0	14	0
Newman	8	121	15.1	32	1
Dowdell	6	46	7.7	11t	1
McAfee	1	3	3.0	3	0
Saints	**274**	**3183**	**11.6**	**63t**	**18**
Opponents	**259**	**2924**	**11.3**	**98t**	**22**

INTERCEPTIONS	No	Yds	Avg	LG	TD
Atkins	3	59	19.7	37	0
Taylor	2	32	16.0	30	0
V. Buck	2	28	14.0	28	0
Jones	1	12	12.0	12	0
Turnbull	1	2	2.0	2	0
Cook	1	0	0.0	0	0
Saints	**10**	**133**	**13.3**	**37**	**0**
Opponents	**21**	**444**	**21.1**	**67t**	**6**

PUNTING	No	Yds	Avg	Net	TB	I20	LG	B
Barnhardt	77	3356	43.6	37.5	6	26	58	0
Saints	**77**	**3356**	**43.6**	**37.5**	**6**	**26**	**58**	**0**
Opponents	**80**	**3384**	**42.3**	**34.8**	**4**	**20**	**60**	**0**

PUNT RET	Ret	FC	Yds	Avg	LG	TD
Hughes	37	21	503	13.6	83t	2
Newman	1	0	14	14.0	14	0
Saints	**38**	**21**	**517**	**13.6**	**83t**	**2**
Opponents	**36**	**18**	**348**	**9.7**	**75t**	**1**

KICKOFF RET	No	Yds	Avg	LG	TD
Hughes	30	753	25.1	99t	1
McAfee	28	580	20.7	55	0
Brown	3	58	19.3	23	0
Hilliard	1	17	17.0	17	0
Dowdell	0	52	---	52	0
Saints	**62**	**1460**	**23.5**	**99t**	**1**
Opponents	**40**	**788**	**19.7**	**47**	**0**

FIELD GOALS	1-19	20-29	30-39	40-49	50+
Andersen	2/2	7/7	7/7	11/14	1/5
Saints	**2/2**	**7/7**	**7/7**	**11/14**	**1/5**
Opponents	**1/1**	**8/9**	**9/9**	**5/6**	**1/5**

Andersen: (28G, 37G, 18G, 47G) (27G, 42N, 50N, 44G) ( ) (33G, 53N, 39G, 49G) (48G, 25G, 43G, 41N) ( ) (40G, 27G) (48G, 38G) (53N, 27G) ( ) (41N, 24G) (41G, 27G) (18G, 32G) ( ) (41G, 56G, 35G, 37G) (54N, 43G, 49G)

Opponents: (50N) (20G) (41G) (34G, 30G) (53G, 37G) (40G, 22G, 29G) (19G, 32G, 38G, 30G) (28G, 49N) (38G, 21G, 44G, 36G) (51N, 28N) (53N, 51N) (43G) (22G) (22G) (46G) (22G, 31G)

1993 NFC WEST STANDINGS
Saints Finish: 2nd place

	W	L	T	Pct.
San Francisco	10	6	0	.625
New Orleans	**8**	**8**	**0**	**.500**
Atlanta	6	10	0	.375
L.A. Rams	5	11	0	.313

PASSING	Att	Cmp	Yds	Cmp%	Yds/Att	TD	TD%	Int	Int%	Long	Sk/Yds	Rating
Wilson	388	221	2457	57.0	6.33	12	3.1	15	3.9	42t	37/225	70.1
M. Buck	54	32	448	59.3	8.30	4	7.4	3	5.6	63t	3/17	87.6
Walsh	38	20	271	52.6	7.13	2	5.3	3	7.9	54t	0/0	60.3
Barnhardt	1	1	7	100.0	7.00	0	0.0	0	0.0	7	0/0	95.8
Saints	**481**	**274**	**3183**	**57.0**	**6.62**	**18**	**3.7**	**21**	**4.4**	**63t**	**40/242**	**71.4**
Opponents	**444**	**259**	**2924**	**58.3**	**6.59**	**22**	**5.0**	**10**	**2.3**	**98t**	**51/318**	**85.3**

SAINTS STATISTICS

1994 RECORD: 7-9 FINISH: 2nd-NFC WEST

Date	W/L	Score	Opponent	Attendance
9/4	**L**	**17-30**	**Kansas City**	**69,362**
9/11	**L**	**24-38**	**Washington**	**58,049**
9/18	W	9-7	at Tampa Bay	45,522
9/25	L	13-24	at San Francisco	63,971
10/2	**W**	**27-22**	**New York Giants**	**55,076**
10/9	L	7-17	at Chicago	63,822
10/16	**L**	**22-36**	**San Diego**	**50,565**
10/23	**W**	**37-34**	**L.A. Rams**	**47,908**
11/6	L	20-21	at Minnesota	57,564
11/13	**W**	**33-32**	**Atlanta**	**60,313**
11/20	L	19-24	at L.A. Raiders	41,722
11/28	**L**	**14-35**	**San Francisco**	**61,304**
12/4	W	31-15	at L.A. Rams	34,960
12/11	W	29-20	at Atlanta	61,307
12/19	**L**	**16-24**	**Dallas**	**67,323**
12/24	W	30-28	at Denver	64,445

TEAM STATISTICS	N.O.	OPP.
TOTAL FIRST DOWNS	**308**	**337**
Rushing	78	106
Passing	203	208
Penalty	27	23
3rd Down: Made/Att.	71/199	91/210
3rd Down Pct.	35.7	43.3
4th Down: Made/Att.	8/16	11/19
4th Down Pct.	50.0	57.9
POSSESSION AVG.	**29:04**	**30:56**
TOTAL NET YARDS	**5182**	**5569**
Avg. Per Game	323.9	348.1
Total Plays	966	1053
Avg. Per Play	5.4	5.3
NET YARDS RUSHING	**1336**	**1758**
Avg. Per Game	83.5	109.9
Total Rushes	373	458
NET YARDS PASSING	**3846**	**3811**
Avg. Per Game	240.4	238.2
Sacked/Yards Lost	24/181	36/196
Gross Yards	4027	4007
Att./Completions	569/366	559/353
Completion Pct.	64.3	63.1
Had Intercepted	18	17
PUNTS/AVERAGE	**67/43.6**	**60/42.6**
NET PUNTING AVG.	**67/33.5**	**60/37.4**
PENALTIES/YARDS	**88/678**	**105/922**
FUMBLES/BALL LOST	**22/14**	**28/14**
TOUCHDOWNS	**38**	**45**
Rushing	11	10
Passing	22	28
Returns	5	7

Score by Periods	1	2	3	4	OT	TOT
Saints	42	132	77	97	0	348
Opponents	82	120	83	122	0	407

SCORING	TD	Ru	Pa	Rt	PAT	FG	S	TP
Andersen	0	0	0	0	32/32	28/39	0	116
Bates	6	6	0	0			0	36
Small	5	0	5	0			0	32
Haynes	5	0	5	0			0	30
Walls	4	0	4	0			0	26
Brown	4	3	1	0			0	24
Early	4	0	4	0			0	24
Hughes	4	0	0	4			0	24
Smith	3	0	3	0			0	18
Muster	1	1	0	0			0	6
Neal	1	1	0	0			0	6
J. Williams	1	0	0	1			0	6
Saints	**38**	**11**	**22**	**5**	**32/32**	**28/39**	**0**	**348**
Opponents	**45**	**10**	**28**	**7**	**41/41**	**30/37**	**0**	**407**

2 Pt. Conv.: Small, Walls, **Saints 2-6, Opp. 3-4**

SACKS: Conner 10.5, Wayne Martin 10.0, Turnbull 6.5, Warren 4.0, Buck 1.0, J. Johnson 1.0, Legette 1.0, Mills 1.0, Tubbs 1.0, **Saints 36.0, Opp. 24.0**

RUSHING	No	Yds	Avg	LG	TD
Bates	151	579	3.8	40	6
Brown	146	489	3.3	16	3
Neal	30	90	3.0	12	1
Haynes	4	43	10.8	15	0
Ned	11	36	3.3	15	0
Everett	15	35	2.3	14	0
Barnhardt	1	21	21.0	21	0
W. Wilson	7	15	2.1	9	0
Early	2	10	5.0	8	0
Dunbar	3	9	3.0	3	0
Hughes	2	6	3.0	7	0
Muster	1	3	3.0	3t	1
Saints	**373**	**1336**	**3.6**	**40**	**11**
Opponents	**458**	**1758**	**3.8**	**25t**	**10**

RECEIVING	No	Yds	Avg	LG	TD
Early	82	894	10.9	33	4
Haynes	77	985	12.8	78t	5
Small	49	719	14.7	75t	5
Brown	44	428	9.7	37	1
Smith	41	330	8.0	19	3
Walls	38	406	10.7	31	4
Ned	13	86	6.6	19	0
Muster	10	88	8.8	21	0
Bates	8	62	7.8	14	0
Neal	2	9	4.5	5	0
Mitchell	1	13	13.0	13	0
W. Williams	1	7	7.0	7	0
Saints	**366**	**4027**	**11.0**	**78t**	**22**
Opponents	**353**	**4007**	**11.4**	**59**	**28**

INTERCEPTIONS	No	Yds	Avg	LG	TD
Spencer	5	24	4.8	11	0
James E. Williams	2	42	21.0	33t	1
Hughes	2	31	15.5	31	0
Lee	2	3	1.5	3	0
Conner	1	56	56.0	56	0
Clark	1	30	30.0	30	0
Mills	1	10	10.0	10	0
Lumpkin	1	1	1.0	1	0
Buck	1	0	0.0	0	0
Tubbs	1	0	0.0	0	0
Saints	**17**	**197**	**11.6**	**56**	**1**
Opponents	**18**	**386**	**21.4**	**74t**	**3**

PUNTING	No	Yds	Avg	Net	TB	I20	LG	B
Barnhardt	67	2920	43.6	33.5	9	14	57	0
Saints	**67**	**2920**	**43.6**	**33.5**	**9**	**14**	**57**	**0**
Opponents	**60**	**2558**	**42.6**	**37.4**	**8**	**22**	**63**	**0**

PUNT RET	Ret	FC	Yds	Avg	LG	TD
Hughes	21	8	143	6.8	35	0
Mitchell	3	2	9	3.0	5	0
Legette	1	0	0	0.0	0	0
Saints	**25**	**10**	**152**	**6.1**	**35**	**0**
Opponents	**40**	**8**	**495**	**12.4**	**103t**	**2**

KICKOFF RET	No	Yds	Avg	LG	TD
Hughes	63	1556	24.7	98t	2
Ned	7	77	11.0	19	0
Mitchell	6	129	21.5	30	0
Smith	2	10	5.0	10	0
Bates	1	20	20.0	26	0
Brown	1	3	3.0	3	0
Dunbar	1	28	28.0	28	0
Neal	1	17	17.0	15	0
Saints	**82**	**1840**	**22.4**	**98t**	**2**
Opponents	**63**	**1493**	**23.7**	**86**	**0**

FIELD GOALS	1-19	20-29	30-39	40-49	50+
Andersen	0/0	9/9	11/14	8/10	0/6
Saints	**0/0**	**9/9**	**11/14**	**8/10**	**0/6**
Opponents	**0/0**	**8/10**	**12/13**	**9/11**	**1/3**

Andersen: (48G, 52N) (29G, 53N) (43G, 31G, 43G) (22G, 26G, 50N) (29G, 32G) (50B, 36N) (54N, 38N) (21G, 40G, 37G) (44G, 26G) (34G, 39G) (51N) ( ) (46G) (45G, 33G, 31G, 34G, 35G) (40N, 21G, 32G, 29G) (26G, 44B, 32B, 37G, 40G)

Opponents: (24G, 26N, 22G, 27G) (31G) (54N) (43G, 55N) (41G, 32G, 48B, 35G) (46G, 36N) (49G, 31G, 29G, 29G, 28G) (47G, 32G) ( ) (23G, 33G, 30G, 31G, 48G, 30G) (46B, 51G,) (40G, 48G) ( ) (42G, 21G) (30G, 20B) (32G, 30G)

1994 NFC WEST STANDINGS
Saints Finish: 2nd place

	W	L	T	Pct.
San Francisco	13	3	0	.813
New Orleans	**7**	**9**	**0**	**.438**
Atlanta	7	9	0	.438
L.A. Rams	4	12	0	.250

PASSING	Att	Cmp	Yds	Cmp%	Yds/Att	TD	TD%	Int	Int%	Long	Sk/Yds	Rating
Everett	540	346	3855	64.1	7.14	22	4.1	18	3.3	78t	21/164	84.9
W. Wilson	28	20	172	71.4	6.14	0	0.0	0	0.0	16	3/17	87.2
Barnhardt	1	0	0	0.0	0.00	0	0.0	0	0.0	0	0/0	39.6
Saints	**569**	**366**	**4027**	**64.3**	**7.08**	**22**	**3.9**	**18**	**3.2**	**78t**	**24/181**	**84.9**
Opponents	**559**	**353**	**4007**	**63.1**	**7.17**	**28**	**5.0**	**17**	**3.0**	**59**	**36/196**	**88.6**

1995 RECORD: 7-9 FINISH: 5th-NFC WEST

Date	W/L	Score	Opponent	Attendance
9/3	**L**	**22-24**	**San Francisco**	**66,627**
9/10	L	13-17	at St. Louis	59,335
9/17	**Lot**	**24-27**	**Atlanta**	**57,442**
9/24	L	29-45	at New York Giants	72,619
10/1	**L**	**10-15**	**Philadelphia**	**43,938**
10/15	**W**	**33-30**	**Miami**	**55,628**
10/22	L	3-20	at Carolina	55,484
10/29	W	11-7	at San Francisco	65,272
11/5	**W**	**19-10**	**St. Louis**	**43,120**
11/12	**W**	**17-14**	**Indianapolis**	**44,122**
11/19	L	24-43	at Minnesota	58,108
11/26	**W**	**34-26**	**Carolina**	**39,580**
12/3	W	31-17	at New England	59,876
12/10	L	14-19	at Atlanta	54,603
12/16	**L**	**23-34**	**Green Bay**	**50,132**
12/24	W	12-0	at New York Jets	28,885

TEAM STATISTICS	N.O.	OPP.
TOTAL FIRST DOWNS	**294**	**320**
Rushing	75	107
Passing	202	195
Penalty	17	18
3rd Down: Made/Att.	91/215	97/222
3rd Down: Pct.	42.3	43.7
4th Down: Made/Att.	5/11	8/13
4th Down: Pct.	45.5	61.5
POSSESSION AVG.	**28:15**	**31:45**
TOTAL NET YARDS	**5178**	**5561**
Avg. Per Game	323.6	347.6
Total Plays	984	1056
Avg. Per Play	5.3	5.3
NET YARDS RUSHING	**1390**	**1838**
Avg. Per Game	86.9	114.9
Total Rushes	383	469
NET YARDS PASSING	**3788**	**3723**
Avg. Per Game	236.8	232.7
Sacked/Yards Lost	28/214	44/275
Gross Yards	4002	3998
Att./Completions	573/349	543/329
Completion Pct.	60.9	60.6
Had Intercepted	14	17
PUNTS/AVERAGE	**74/40.1**	**66/41.8**
NET PUNTING AVG.	**74/35.6**	**66/35.6**
PENALTIES/YARDS	**86/688**	**109/830**
FUMBLES/BALL LOST	**19/11**	**29/12**
TOUCHDOWNS	**38**	**38**
Rushing	11	13
Passing	26	23
Returns	1	2

Score by Periods	1	2	3	4	OT	TOT
Saints	61	75	74	109	0	319
Opponents	71	132	81	61	3	348

SCORING	TD	Ru	Pa	Rt	PAT	FG	S	TP
Brien	0	0	0	0	16/16	12/17	0	52
Early	8	0	8	0			0	48
Bates	7	7	0	0			0	42
Small	6	1	5	0			0	36
Lohmiller	0	0	0	0	11/13	8/14	0	35
Walls	4	0	4	0			0	26
Haynes	4	0	4	0			0	24
Smith	3	0	3	0			0	20
Brown	2	1	1	0			0	12
Zellars	2	2	0	0			0	12
Lumpkin	1	0	0	1			0	6
Neal	1	0	1	0			0	6
Saints	**38**	**11**	**26**	**1**	**27/29**	**20/31**	**0**	**319**
Opponents	**38**	**13**	**23**	**2**	**33/33**	**27/35**	**0**	**348**

2 Pt. Conv.: Smith, Walls, **Saints 2-9, Opp. 3-5**

SACKS: Martin 13.0, Turnbull 7.0, Joe Johnson 5.5, Dixon 4.0, Porter 3.0, Broughton 2.0, Harvey 2.0, McIntosh 2.0, Stanley 2.0, Goff 1.5, Fields 1.0, B. Jones 1.0, Legette 1.0, Tubbs 1.0, **Saints 44.0, Opp. 28.0**

RUSHING	No	Yds	Avg	LG	TD
Bates	244	951	3.9	66t	7
Zellars	50	162	3.2	11	2
Brown	49	159	3.2	35t	1
Small	6	75	12.5	44t	1
Everett	24	42	1.8	9	0
Neal	5	3	0.6	3	0
Ned	3	1	0.3	5	0
Early	2	-3	-1.5	9	0
Saints	**383**	**1390**	**3.6**	**66t**	**11**
Opponents	**469**	**1838**	**3.9**	**51**	**13**

RECEIVING	No	Yds	Avg	LG	TD
Early	81	1087	13.4	70t	8
Walls	57	694	12.2	29	4
Smith	45	466	10.4	43	3
Haynes	41	597	14.6	48	4
Small	38	461	12.1	32t	5
Brown	35	266	7.6	19	1
Bates	18	114	6.3	26	0
Neal	12	123	10.3	69t	1
Zellars	7	33	4.7	9	0
DeRamus	6	76	12.7	27	0
Rhem	4	50	12.5	20	0
Ned	3	9	3.0	9	0
Newman	1	18	18.0	18	0
Botkin	1	8	8.0	8	0
Saints	**349**	**4002**	**11.5**	**70t**	**26**
Opponents	**329**	**3998**	**12.2**	**77t**	**23**

INTERCEPTIONS	No	Yds	Avg	LG	TD
Spencer	4	11	2.8	9	0
Allen	2	28	14.0	28	0
Hughes	2	19	9.5	19	0
Dixon	2	17	8.5	11	0
Pahukoa	2	12	6.0	12	0
Lumpkin	1	47	47.0	47t	1
Legette	1	43	43.0	43	0
Martin	1	12	12.0	12	0
Tubbs	1	6	6.0	6	0
McCleskey	1	0	0.0	0	0
Saints	**17**	**195**	**11.5**	**47t**	**1**
Opponents	**14**	**273**	**19.5**	**60**	**2**

PUNTING	No	Yds	Avg	Net	TB	I20	LG	B
Wilmsmeyer	73	2965	40.6	35.6	5	21	53	1
Saints	**74**	**2965**	**40.1**	**35.6**	**5**	**21**	**53**	**1**
Opponents	**66**	**2756**	**41.8**	**35.6**	**7**	**24**	**61**	**0**

PUNT RET	Ret	FC	Yds	Avg	LG	TD
Hughes	28	22	262	9.4	74	0
Legette	1	0	6	6.0	6	0
Buck	0	1	0	---	---	0
Saints	**29**	**23**	**268**	**9.2**	**74**	**0**
Opponents	**36**	**22**	**233**	**6.5**	**33**	**0**

KICKOFF RET	No	Yds	Avg	LG	TD
Hughes	66	1617	24.5	83	0
Neal	2	28	14.0	16	0
Ned	2	33	16.5	19	0
McCleskey	1	0	0.0	0	0
Smith	1	6	6.0	6	0
Walls	1	6	6.0	6	0
Saints	**73**	**1690**	**23.2**	**83**	**0**
Opponents	**68**	**1348**	**19.8**	**62**	**0**

FIELD GOALS	1-19	20-29	30-39	40-49	50+
Brien	0/0	4/4	4/6	4/6	0/1
Lohmiller	0/0	4/6	3/4	0/2	1/2
Saints	**0/0**	**8/10**	**7/10**	**4/8**	**1/3**
Opponents	**2/2**	**8/8**	**8/10**	**5/9**	**4/6**

Brien: ( ) ( ) ( ) ( ) ( ) ( ) ( ) ( ) ( ) (35G, 26G, 47G, 42G) (25G) (40N, 30G) (45G, 39G, 36N) (24G) ( ) (44N, 43G) (32G, 53N, 34N, 23G)

Lohmiller: (51G) (33G, 35N, 34G) (21G) (20G) (34G) (47N, 52N, 29N) (29G) (20G, 43N, 28N) ( ) ( ) ( ) ( ) ( ) ( ) ( ) ( ) ( )

Team: (51G) (33G, 35N, 34G) (21G) (20G) (34G) (47N, 52N, 29N) (29G) (20G, 43N, 28N) (35G, 26G, 47G, 42G) (25G) (40N, 30G) (45G, 39G, 36N) (24G) ( ) (44N, 43G) (32G, 53N, 34N, 23G)

Opponents: (33N, 28G) (31G, 47N) (19G, 33G, 46G, 21G) (51G) (20G, 43G, 36G, 37G, 42G) (54N, 20G) (45G, 37G) (37B) (32G, 52N) (45B, 41N) (37G, 20G, 19G) (22G) (39G, 43N) (25G, 51G, 55G, 55G) (47G, 20G) ( )

1995 NFC WEST STANDINGS
Saints Finish: 5th place

	W	L	T	Pct.
San Francisco	11	5	0	.688
Atlanta	9	7	0	.563
Carolina	7	9	0	.438
St. Louis	7	9	0	.438
New Orleans	**7**	**9**	**0**	**.438**

PASSING	Att	Cmp	Yds	Cmp%	Yds/Att	TD	TD%	Int	Int%	Long	Sk/Yds	Rating
Everett	567	345	3970	60.8	7.00	26	4.6	14	2.5	70t	27/210	87.0
Hodson	5	3	14	60.0	2.80	0	0.0	0	0.0	9	0/0	64.6
Wilmsmeyer	1	1	18	100.0	18.00	0	0.0	0	0.0	18	0/0	118.8
Small	0	0	0	---	---	0	---	0	---	---	1/4	---
Saints	**573**	**349**	**4002**	**60.9**	**6.98**	**26**	**4.5**	**14**	**2.4**	**70t**	**28/214**	**86.9**
Opponents	**543**	**329**	**3998**	**60.6**	**7.36**	**23**	**4.2**	**17**	**3.1**	**77t**	**44/275**	**84.3**

SAINTS STATISTICS

1996 RECORD: 3-13 FINISH: 5th-NFC WEST

Date	W/L	Score	Opponent	Attendance
9/1	L	11-27	at San Francisco	63,970
9/8	**L**	**20-22**	**Carolina**	**43,288**
9/15	L	15-30	at Cincinnati	45,412
9/22	**L**	**14-28**	**Arizona**	**34,316**
9/29	L	10-17	at Baltimore	61,063
10/6	**W**	**17-13**	**Jacksonville**	**34,231**
10/13	**W**	**27-24**	**Chicago**	**43,512**
10/20	L	7-19	at Carolina	70,888
11/03	**L**	**17-24**	**San Francisco**	**53,297**
11/10	**L**	**14-31**	**Houston**	**34,121**
11/17	L	15-17	at Atlanta	43,119
11/24	L	7-13	at Tampa Bay	40,203
12/1	**L**	**10-26**	**St. Louis**	**26,310**
12/8	**L**	**15-31**	**Atlanta**	**32,923**
12/15	W	17-3	at New York Giants	52,530
12/21	L	13-14	at St. Louis	57,681

TEAM STATISTICS	N.O.	OPP.
TOTAL FIRST DOWNS	**232**	**287**
Rushing	77	104
Passing	135	152
Penalty	20	31
3rd Down: Made/Att.	65/207	85/232
3rd Down: Pct.	31.4	36.6
4th Down: Made/Att.	6/19	9/16
4th Down: Pct.	31.6	56.3
POSSESSION AVG.	**27:33**	**32:27**
TOTAL NET YARDS	**4206**	**4910**
Avg. Per Game	262.9	306.9
Total Plays	923	1027
Avg. Per Play	4.6	4.8
NET YARDS RUSHING	**1308**	**2076**
Avg. Per Game	81.8	129.8
Total Rushes	386	521
NET YARDS PASSING	**2898**	**2834**
Avg. Per Game	181.1	177.1
Sacked/Yards Lost	22/171	41/283
Gross Yards	3069	3117
Att./Completions	515/295	465/267
Completion Pct.	57.3	57.4
Had Intercepted	17	12
PUNTS/AVERAGE	**87/40.8**	**74/43.0**
NET PUNTING AVG.	**87/32.5**	**74/40.1**
PENALTIES/YARDS	**114/853**	**102/823**
FUMBLES/BALL LOST	**30/20**	**25/10**
TOUCHDOWNS	**24**	**34**
Rushing	10	11
Passing	13	22
Returns	1	1

Score by Periods	1	2	3	4	OT	TOT
Saints	42	58	38	91	0	229
Opponents	80	105	78	76	0	339

SCORING	TD	Ru	Pa	Rt	PAT	FG	S	TP
Brien	0	0	0	0	18/18	21/25	0	81
Haynes	4	0	4	0			0	26
Bates	4	4	0	0			0	24
Zellars	4	4	0	0			0	24
Jeffires	3	0	3	0			0	18
Small	3	1	2	0			0	18
Neal	2	1	1	0			0	12
DeRamus	1	0	1	0			0	6
Guess	1	0	1	0			0	6
T. Johnson	1	0	1	0			0	6
B. Jones	1	0	0	1			0	6
Wilmsmeyer	0	0	0	0			0	2
Saints	**24**	**10**	**13**	**1**	**18/18**	**21/25**	**0**	**229**
Opponents	**34**	**11**	**22**	**1**	**32/32**	**33/42**	**0**	**339**

2 Pt. Conv.: Haynes, Wilmsmeyer, **Saints 2-6, Opp. 2-2**

SACKS: Martin 11.0, J. Johnson 7.5, Turnbull 6.5, Mickell 3.0, Broughton 2.0, Fields 2.0, Harvey 2.0, Molden 2.0, B. Smith 2.0, Robbins 1.0, Stokes 1.0, Tubbs 1.0, **Saints 41.0, Opp. 22.0**

RUSHING	No	Yds	Avg	LG	TD
Bates	164	584	3.6	33	4
Zellars	120	475	4.0	63	4
Neal	21	58	2.8	11	1
Whittle	20	52	2.6	15	0
Small	4	51	12.8	22	1
Ea. Hunter	14	44	3.1	9	0
Brown	13	30	2.3	12	0
Hayes	2	7	3.5	5	0
Nussmeier	3	6	2.0	6	0
Everett	22	3	0.1	3	0
DeRamus	1	2	2.0	2	0
Guess	2	-4	-2.0	-1	0
Saints	**386**	**1308**	**3.4**	**63**	**10**
Opponents	**521**	**2076**	**4.0**	**70t**	**11**

RECEIVING	No	Yds	Avg	LG	TD
Small	50	558	11.2	41	2
Haynes	44	786	17.9	51	4
Neal	31	194	6.3	23	1
Lusk	27	210	7.8	24	0
Whittle	26	162	6.2	28	0
Jeffires	20	215	10.8	27t	3
Ea. Hunter	17	138	8.1	22	0
DeRamus	15	182	12.1	28t	1
I. Smith	15	144	9.6	37	0
Bates	13	44	3.4	15	0
Zellars	9	45	5.0	12	0
Brown	8	54	6.8	18	0
Green	7	91	13.0	23	0
T. Johnson	7	76	10.9	17	1
Hayes	4	101	25.3	50	0
Guess	2	69	34.5	57t	1
Saints	**295**	**3069**	**10.4**	**57t**	**13**
Opponents	**267**	**3117**	**11.7**	**70**	**22**

INTERCEPTIONS	No	Yds	Avg	LG	TD
Newman	3	40	13.3	21	0
Jackson	3	24	8.0	10	0
McMillian	2	4	2.0	4	0
Molden	2	2	1.0	2	0
Allen	1	33	33.0	33	0
Tubbs	1	11	11.0	11	0
Saints	**12**	**114**	**9.5**	**33**	**0**
Opponents	**17**	**93**	**5.5**	**35**	**0**

PUNTING	No	Yds	Avg	Net	TB	I20	LG	B
Wilmsmeyer	87	3551	40.8	32.5	9	16	63	0
Saints	**87**	**3551**	**40.8**	**32.5**	**9**	**16**	**630**	
Opponents	**74**	**3184**	**43.0**	**40.1**	**3**	**25**	**67**	**0**

PUNT RET	Ret	FC	Yds	Avg	LG	TD
Hughes	30	20	152	5.1	16	0
Guess	1	0	7	7.0	7	0
Saints	**31**	**20**	**159**	**5.1**	**16**	**0**
Opponents	**43**	**21**	**546**	**12.7**	**84t**	**1**

KICKOFF RET	No	Yds	Avg	LG	TD
Hughes	70	1791	25.6	58	0
Ea. Hunter	1	20	20.0	20	0
Hayes	2	30	15.0	17	0
B. Smith	2	14	7.0	8	0
Brown	1	10	10.0	10	0
Lusk	1	16	16.0	16	0
McCleskey	1	18	18.0	18	0
Saints	**78**	**1899**	**24.3**	**58**	**0**
Opponents	**52**	**1155**	**22.2**	**71**	**0**

FIELD GOALS	1-19	20-29	30-39	40-49	50+
Brien	0/0	4/4	9/10	5/7	3/4
Saints	**0/0**	**4/4**	**9/10**	**5/7**	**3/4**
Opponents	**1/1**	**14/14**	**13/15**	**3/6**	**2/6**

Brien: (35G) (48G, 43G) (51G, 37G, 25G) ( ) (23G, 38N) (27G) (34G, 54G) ( ) (37G) (29G, 49G) (42G, 37G, 30G) ( ) (30G, 48N) (34G, 41B) (53N, 51G) (43G, 35G)

Opponents: (29G, 29G) (51G, 22G, 29G, 51G, 23G) (33G, 21G, 35G, 37N) (25G, 27G) (38G, 48N, 49N) (48N, 36G, 19G) (28G, 32N) (23G, 52N, 40G, 26G, 39G) (34G, 35G, 27G) (25G) (55N, 38G, 52N, 52N) (43G, 38G) (35G, 32G, 49G, 27G) (33G) (30G) ( )

1996 NFC WEST STANDINGS
Saints Finish: 5th place

	W	L	T	Pct.
Carolina	12	4	0	.750
San Francisco	12	4	0	.750
St. Louis	6	10	0	.375
Atlanta	3	13	0	.188
New Orleans	**3**	**13**	**0**	**.188**

PASSING	Att	Cmp	Yds	Cmp%	Yds/Att	TD	TD%	Int	Int%	Long	Sk/Yds	Rating
Everett	464	267	2797	57.5	6.03	12	2.6	16	3.4	51	19/154	69.4
Nussmeier	50	28	272	56.0	5.44	1	2.0	1	2.0	57t	3/17	69.8
Ea. Hunter	1	0	0	0.0	0.00	0	0.0	0	0.0	0	0/0	39.6
Saints	**515**	**295**	**3069**	**57.3**	**5.96**	**13**	**2.5**	**17**	**3.3**	**57t**	**22/171**	**69.3**
Opponents	**465**	**267**	**3117**	**57.4**	**6.70**	**22**	**4.7**	**12**	**2.6**	**70**	**41/283**	**82.9**

1997 RECORD: 6-10 FINISH: 4th-NFC WEST

Date	W/L	Score	Opponent	Attendance
8/31	L	24-38	at St. Louis	64,575
9/7	**L**	**6-20**	**San Diego**	**65,760**
9/14	L	7-33	at San Francisco	61,838
9/21	**W**	**35-17**	**Detroit**	**50,016**
9/28	L	9-14	at New York Giants	68,891
10/5	W	20-17	at Chicago	58,865
10/12	**L**	**17-23**	**Atlanta**	**65,619**
10/19	**L**	**0-13**	**Carolina**	**50,963**
10/26	**L**	**0-23**	**San Francisco**	**60,443**
11/9	W	13-10	at Oakland	40,091
11/16	**Wot**	**20-17**	**Seattle**	**50,493**
11/23	L	3-20	at Atlanta	48,620
11/30	W	16-13	at Carolina	57,957
12/7	**L**	**27-34**	**St. Louis**	**54,803**
12/14	**W**	**27-10**	**Arizona**	**45,517**
12/21	L	13-25	at Kansas City	66,772

TEAM STATISTICS	N.O.	OPP.
TOTAL FIRST DOWNS	**229**	**280**
Rushing	78	95
Passing	127	168
Penalty	24	17
3rd Down: Made/Att.	54/207	102/252
3rd Down: Pct.	26.1	40.5
4th Down: Made/Att.	14/22	7/12
4th Down: Pct.	63.6	58.3
POSSESSION AVG.	**27:47**	**32:13**
TOTAL NET YARDS	**4045**	**4645**
Avg. Per Game	252.8	290.3
Total Plays	925	1073
Avg. Per Play	4.4	4.3
NET YARDS RUSHING	**1461**	**1764**
Avg. Per Game	91.3	110.3
Total Rushes	417	496
NET YARDS PASSING	**2584**	**2881**
Avg. Per Game	161.5	180.1
Sacked/Yards Lost	50/317	59/408
Gross Yards	2901	3289
Att./Completions	458/228	518/293
Completion Pct.	49.8	56.6
Had Intercepted	33	16
PUNTS/AVERAGE	**88/45.9**	**92/39.9**
NET PUNTING AVG.	**88/34.9**	**92/33.0**
PENALTIES/YARDS	**101/811**	**110/895**
FUMBLES/BALL LOST	**34/22**	**31/15**
TOUCHDOWNS	**24**	**35**
Rushing	9	11
Passing	13	21
Returns	2	3

Score by Periods	1	2	3	4	OT	TOT
Saints	22	76	38	98	3	237
Opponents	70	107	51	99	0	327

SCORING	TD	Ru	Pa	Rt	PAT	FG	S	TP
Brien	0	0	0	0	22/22	23/27	0	91
Hastings	5	0	5	0			0	32
Bates	4	4	0	0			0	24
Zellars	4	4	0	0			0	24
Guliford	2	0	1	1			0	12
Hill	2	0	2	0			0	12
Poole	2	0	2	0			0	12
Farquhar	1	0	1	0			0	6
Fields	1	0	0	1			0	6
Hobbs	1	0	1	0			0	6
Shuler	1	1	0	0			0	6
I. Smith	1	0	1	0			0	6
Saints	**24**	**9**	**13**	**2**	**22/22**	**23/27**	**0**	**237**
Opponents	**35**	**11**	**21**	**3**	**33/33**	**28/36**	**0**	**327**

2 Pt. Conv.: Hastings, **Saints 1-2, Opp. 0-2**

SACKS: Martin 10.5, J. Johnson 8.5, Fields 8.0, Glover 6.5, B. Smith 5.0, Mitchell 4.0, Molden 4.0, Mickell 3.5, Harvey 3.0, Tubbs 2.5, Sagapolutele 2.0, Tomich 1.0, Dixon 0.5, **Saints 59.0, Opp. 50.0**

RUSHING	No	Yds	Avg	LG	TD
Zellars	156	552	3.5	27	4
Bates	119	440	3.7	74t	4
T. Davis	75	271	3.6	20	0
Hobert	12	36	3.0	15	0
Shuler	22	38	1.7	8	1
Hastings	4	35	8.8	27	0
Nussmeier	8	30	3.8	15	0
Wuerffel	6	26	4.3	10	0
McCrary	8	15	1.9	8	0
Hill	1	11	11.0	11	0
Bender	5	9	1.8	6	0
Guliford	1	-2	-2.0	-2	0
Saints	**417**	**1461**	**3.5**	**74t**	**9**
Opponents	**496**	**1764**	**3.6**	**50**	**11**

RECEIVING	No	Yds	Avg	LG	TD
Hill	55	761	13.8	89t	2
Hastings	48	722	15.0	39	5
Zellars	31	263	8.5	38	0
Guliford	27	362	13.4	47	1
Farquhar	17	253	14.9	42	1
I. Smith	17	180	10.6	25	1
T. Davis	13	85	6.5	18	0
Bates	5	42	8.4	15	0
Poole	4	98	24.5	49	2
McCrary	4	17	4.3	11	0
Bech	3	50	16.7	22	0
Hobbs	2	41	20.5	21	1
Savoie	1	14	14.0	14	0
T. Johnson	1	13	13.0	13	0
Saints	**228**	**2901**	**12.7**	**89t**	**13**
Opponents	**293**	**3289**	**11.2**	**52**	**21**

INTERCEPTIONS	No	Yds	Avg	LG	TD
Knight	5	75	15.0	39	0
Newman	3	19	6.3	17	0
Washington	2	30	15.0	30	0
Allen	2	27	13.5	27	0
Tubbs	2	21	10.5	15	0
Kelly	1	15	15.0	15	0
Harvey	1	7	7.0	7	0
Saints	**16**	**194**	**12.1**	**39**	**0**
Opponents	**33**	**342**	**10.4**	**44t**	**1**

PUNTING	No	Yds	Avg	Net	TB	I20	LG	B
Royals	88	4038	45.9	34.9	13	21	66	0
Saints	**88**	**4038**	**45.9**	**34.9**	**13**	**21**	**66**	**0**
Opponents	**92**	**3668**	**39.9**	**33.0**	**7**	**27**	**62**	**1**

PUNT RET	Ret	FC	Yds	Avg	LG	TD
Guliford	47	26	498	10.6	32	0
Hastings	1	0	-2	-2.0	-2	0
Saints	**48**	**26**	**496**	**10.3**	**32**	**0**
Opponents	**50**	**14**	**706**	**14.1**	**82t**	**1**

KICKOFF RET	No	Yds	Avg	LG	TD
Guliford	43	1128	26.2	102t	1
T. Davis	9	173	19.2	29	0
Bech	3	47	15.7	30	0
McCrary	2	26	13.0	15	0
Tomich	1	0	0.0	0	0
Saints	**58**	**1374**	**23.7**	**102t**	**1**
Opponents	**51**	**1139**	**22.3**	**59**	**0**

FIELD GOALS	1-19	20-29	30-39	40-49	50+
Brien	1/1	2/2	10/10	6/9	4/5
Saints	**1/1**	**2/2**	**10/10**	**6/9**	**4/5**
Opponents	**0/0**	**8/9**	**12/14**	**6/11**	**2/2**

Brien: (31G, 53G, 46G) (37G, 31G) ( ) (50N, 48N) (36G, 32G, 39G) (38G, 48G) (35G) ( ) ( ) (48G, 44G) (19G, 38G) (22G, 42B) (50G, 51G, 45G) (49G, 53G) (20G, 33G) (41N)

Opponents: (36N, 36G) (37G, 34G) (43G, 22G, 40G, 38G) (47G) (46N) (23G) (25G, 32G, 55G) (25G, 23G) (36G, 51G, 29G) (43G) (36G, 33N, 45N) (43N, 43G, 22G) (44G, 26B, 31G) (45N, 37G, 34G, 48N) (30G) (30G, 25G)

1997 NFC WEST STANDINGS
Saints Finish: 4th place

	W	L	T	Pct.
San Francisco	13	3	0	.813
Atlanta	7	9	0	.438
Carolina	7	9	0	.438
New Orleans	**6**	**10**	**0**	**.375**
St. Louis	5	11	0	.313

PASSING	Att	Cmp	Yds	Cmp%	Yds/Att	TD	TD%	Int	Int%	Long	Sk/Yds	Rating
Shuler	203	106	1288	52.2	6.34	2	1.0	14	6.9	89t	21/132	46.6
Hobert	131	61	891	46.6	6.80	6	4.6	8	6.1	49	4/29	59.0
Wuerffel	91	42	518	46.2	5.69	4	4.4	8	8.8	47	18/116	42.3
Nussmeier	32	18	183	56.3	5.72	0	0.0	3	9.4	24	6/32	33.7
Bates	1	1	21	100.0	21.00	1	100.0	0	0.0	21t	0/0	158.3
Hill	0	0	0	---	---	0	---	0	---	---	1/8	---
Saints	**458**	**228**	**2901**	**49.8**	**6.33**	**13**	**2.8**	**33**	**7.2**	**89t**	**50/317**	**49.4**
Opponents	**518**	**293**	**3289**	**56.6**	**6.35**	**21**	**4.1**	**16**	**3.1**	**52**	**59/408**	**76.3**

SAINTS STATISTICS

1998 RECORD: 6-10 FINISH: 3rd-NFC WEST

Date	W/L	Score	Opponent	Attendance
9/6	W	24-17	at St. Louis	56,943
9/13	**W**	**19-14**	**Carolina**	**51,915**
9/27	Wot	19-13	at Indianapolis	48,480
10/4	**L**	**27-30**	**New England**	**56,172**
10/11	**L**	**0-31**	**San Francisco**	**62,811**
10/18	L	23-31	at Atlanta	60,774
10/25	**W**	**9-3**	**Tampa Bay**	**52,695**
11/1	L	17-31	at Carolina	62,514
11/8	L	24-31	at Minnesota	63,779
11/15	**W**	**24-3**	**St. Louis**	**46,430**
11/22	L	20-31	at San Francisco	68,429
11/29	L	10-30	at Miami	73,216
12/6	**W**	**22-3**	**Dallas**	**65,065**
12/13	**L**	**17-27**	**Atlanta**	**61,678**
12/20	L	17-19	at Arizona	51,617
12/27	**L**	**33-45**	**Buffalo**	**39,707**

TEAM STATISTICS	N.O.	OPP.
TOTAL FIRST DOWNS	**258**	**326**
Rushing	67	86
Passing	165	208
Penalty	26	32
3rd Down: Made/Att.	77/215	99/226
3rd Down: Pct.	35.8	43.8
4th Down: Made/Att.	6/17	4/9
4th Down: Pct.	35.3	44.4
POSSESSION AVG.	**28:03**	**31:57**
TOTAL NET YARDS	**4463**	**5668**
Avg. Per Game	278.9	354.3
Total Plays	966	1053
Avg. Per Play	4.6	5.4
NET YARDS RUSHING	**1325**	**1700**
Avg. Per Game	82.8	106.3
Total Rushes	374	467
NET YARDS PASSING	**3138**	**3968**
Avg. Per Game	196.1	248.0
Sacked/Yards Lost	57/376	47/288
Gross Yards	3514	4256
Att./Completions	535/278	539/328
Completion Pct.	52.0	60.9
Had Intercepted	19	21
PUNTS/AVERAGE	**90/45.4**	**75/43.5**
NET PUNTING AVG.	**90/35.8**	**75/36.7**
PENALTIES/YARDS	**121/928**	**132/1164**
FUMBLES/BALL LOST	**28/14**	**24/11**
TOUCHDOWNS	**35**	**40**
Rushing	6	13
Passing	19	24
Returns	10	3

Score by Periods	1	2	3	4	OT	TOT
Saints	50	125	41	83	6	305
Opponents	74	126	74	85	0	359

SCORING	TD	Ru	Pa	Rt	PAT	FG	S	TP
Brien	0	0	0	0	31/31	20/22	0	91
Cleeland	6	0	6	0			0	36
Craver	5	2	2	1			0	30
Bech	3	0	3	0			0	18
Hastings	3	0	3	0			0	18
L. Smith	3	1	2	0			0	18
Knight	2	0	0	2			0	12
Poole	2	0	2	0			0	12
Collins	1	1	0	0			0	6
T. Davis	1	1	0	0			0	6
Dawkins	1	0	1	0			0	6
Drakeford	1	0	0	1			0	6
Fields	1	0	0	1			0	6
J. Johnson	1	0	0	1			0	6
Kelly	1	0	0	1			0	6
Mitchell	1	0	0	1			0	6
Robbins	1	0	0	1			0	6
Weary	1	0	0	1			0	6
Zellars	1	1	0	0			0	6
Martin	0	0	0	0			1	2
Saints	**35**	**6**	**19**	**10**	**31/31**	**20/22**	**2**	**305**
Opponents	**40**	**13**	**24**	**3**	**39/39**	**26/33**	**0**	**359**

2 Pt. Conv.: Saints 0-3, Opp. 1-1

SACKS: Glover 10.0, J. Johnson 7.0, Fields 6.0, Tomich 6.0, Martin 3.0, Kei. Mitchell 2.5, Kev. Mitchell 2.5, Cherry 2.0, Cota 2.0, Hewitt 2.0, Aleaga 1.0, Bordano 1.0, Robbins 1.0, Wilson 1.0, **Saints 47.0, Opp. 57.0**

RUSHING	No	Yds	Avg	LG	TD
L. Smith	138	457	3.3	33	1
Craver	45	180	4.0	25	2
Zellars	56	162	2.9	15t	1
Collins	23	113	4.9	20	1
T. Davis	55	143	2.6	14	1
Perry	30	122	4.1	19	0
Wuerffel	11	60	5.5	18	0
Tolliver	11	43	3.9	16	0
Hastings	3	32	10.7	16	0
Hobert	2	13	6.5	14	0
Saints	**374**	**1325**	**3.5**	**33**	**6**
Opponents	**467**	**1700**	**3.6**	**61t**	**13**

RECEIVING	No	Yds	Avg	LG	TD
Cleeland	54	684	12.7	53	6
Dawkins	53	823	15.5	64t	1
Hastings	35	455	13.0	89t	3
Craver	33	214	6.5	49	2
Poole	24	509	21.2	82t	2
L. Smith	24	249	10.4	35t	2
T. Davis	16	99	6.2	19	0
Bech	14	264	18.9	72t	3
Guliford	10	124	12.4	24	0
Zellars	10	50	5.0	14	0
Farquhar	1	13	13.0	13	0
Slutzker	1	10	10.0	10	0
Wilcox	1	10	10.0	10	0
T. Johnson	1	8	8.0	8	0
Perry	1	2	2.0	2	0
Saints	**278**	**3514**	**12.6**	**89t**	**19**
Opponents	**328**	**4256**	**13.0**	**81t**	**24**

INTERCEPTIONS	No	Yds	Avg	LG	TD
Knight	6	171	28.5	91t	2
Drakeford	4	76	19.0	32t	1
Cota	4	16	4.0	9	0
Kelly	2	104	52.0	79t	1
Weary	2	64	32.0	63t	1
Molden	2	35	17.5	24	0
Glover	1	0	0.0	0	0
Saints	**21**	**466**	**22.2**	**91t**	**5**
Opponents	**19**	**186**	**9.8**	**56t**	**3**

PUNTING	No	Yds	Avg	Net	TB	I20	LG	B
Royals	88	4017	45.6	36.0	10	26	64	0
Brien	2	72	36.0	26.0	1	0	37	0
Saints	**90**	**4089**	**45.4**	**35.8**	**11**	**26**	**64**	**0**
Opponents	**75**	**3263**	**43.5**	**36.7**	**5**	**18**	**64**	**0**

PUNT RET	Ret	FC	Yds	Avg	LG	TD
Hastings	22	17	307	14.0	76	0
Guliford	10	7	101	10.1	40	0
Saints	**32**	**24**	**408**	**12.8**	**76**	**0**
Opponents	**53**	**5**	**649**	**12.2**	**55**	**0**

KICKOFF RET	No	Yds	Avg	LG	TD
Ismail	28	590	21.1	39	0
Guliford	18	431	23.9	34	0
Craver	7	212	30.3	100t	1
Little	4	64	16.0	20	0
T. Davis	2	21	10.5	19	0
Bech	1	20	20.0	20	0
Hastings	1	16	16.0	16	0
Tomich	1	0	0.0	0	0
Saints	**62**	**1354**	**21.8**	**100t**	**1**
Opponents	**52**	**1128**	**21.7**	**51**	**0**

FIELD GOALS	1-19	20-29	30-39	40-49	50+
Brien	0/0	7/7	3/3	6/6	4/6
Saints	**0/0**	**7/7**	**3/3**	**6/6**	**4/6**
Opponents	**1/1**	**5/5**	**11/12**	**6/10**	**3/5**

Brien: (36G) (46G, 56G) (22G, 20G) (21G, 37G) ( ) ( ) (46G, 50G, 41G) (49G) (20G) (26G) (47G, 53N, 22G) (43G) (53G, 53G) (36G) (28G, 54B)( )

Opponents: (34G) (45N) (52G, 19G) (34G, 49G, 27G) (42G, 45N, 37G, 43G) (22G, 45N) (52G, 32N, 48N) (54G) (28G) (33G, 53N) (45G) (27G, 32G, 34G) (33G) (49G, 33G) (51N, 21G, 38G, 46G, 36G) (35G)

1998 NFC WEST STANDINGS
Saints Finish: 3rd place

	W	L	T	Pct.
Atlanta	14	2	0	.875
San Francisco	12	4	0	.750
New Orleans	**6**	**10**	**0**	**.375**
Carolina	4	12	0	.250
St. Louis	4	12	0	.250

PASSING	Att	Cmp	Yds	Cmp%	Yds/Att	TD	TD%	Int	Int%	Long	Sk/Yds	Rating
Tolliver	199	110	1427	55.3	7.17	8	4.0	4	2.0	82t	11/88	83.1
Collins	191	94	1202	49.2	6.29	4	2.1	10	5.2	89t	21/140	54.5
Wuerffel	119	62	695	52.1	5.84	5	4.2	5	4.2	64t	23/131	66.3
Hobert	23	11	170	47.8	7.39	1	4.3	0	0.0	35t	2/17	87.2
L. Smith	2	1	20	50.0	10.00	1	50.0	0	0.0	20t	0/0	125.0
Craver	1	0	0	0.0	0.00	0	0.0	0	0.0	0	0/0	39.6
Saints	**535**	**278**	**3514**	**52.0**	**6.57**	**19**	**3.6**	**19**	**3.6**	**89t**	**57/376**	**69.8**
Opponents	**539**	**328**	**4256**	**60.9**	**7.90**	**24**	**4.5**	**21**	**3.9**	**81t**	**47/288**	**84.3**

1999 RECORD: 3-13 FINISH: 5th-NFC WEST

Date	W/L	Score	Opponent	Attendance
9/12	**W**	**19-10**	**Carolina**	**58,166**
9/19	L	21-28	at San Francisco	67,685
10/3	L	10-14	at Chicago	66,944
10/10	**L**	**17-20**	**Atlanta**	**57,289**
10/17	**L**	**21-24**	**Tennessee**	**51,875**
10/24	L	3-31	at New York Giants	77,982
10/31	**L**	**16-21**	**Cleveland**	**48,817**
11/7	**L**	**16-31**	**Tampa Bay**	**47,129**
11/14	**W**	**24-6**	**San Francisco**	**52,198**
11/21	L	23-41	at Jacksonville	69,772
11/28	L	12-43	at St. Louis	65,864
12/5	L	12-35	at Atlanta	62,568
12/12	**L**	**14-30**	**St. Louis**	**46,838**
12/19	L	8-31	at Baltimore	67,597
12/24	**W**	**31-24**	**Dallas**	**47,835**
1/2	L	13-45	at Carolina	56,929

TEAM STATISTICS	N.O.	OPP.
TOTAL FIRST DOWNS	**288**	**297**
Rushing	97	105
Passing	159	170
Penalty	32	22
3rd Down: Made/Att.	74/220	79/204
3rd Down: Pct.	33.6	38.7
4th Down: Made/Att.	8/22	8/11
4th Down: Pct.	36.4	72.7
POSSESSION AVG.	**30:54**	**29:06**
TOTAL NET YARDS	**4983**	**5318**
Avg. Per Game	311.4	332.4
Total Plays	1055	966
Avg. Per Play	4.7	5.5
NET YARDS RUSHING	**1690**	**1774**
Avg. Per Game	105.6	110.9
Total Rushes	461	432
NET YARDS PASSING	**3293**	**3544**
Avg. Per Game	205.8	221.5
Sacked/Yards Lost	41/305	45/277
Gross Yards	3598	3821
Att./Completions	553/288	489/291
Completion Pct.	52.1	59.5
Had Intercepted	30	19
PUNTS/AVERAGE	**83/39.5**	**77/41.3**
NET PUNTING AVG.	**83/34.9**	**77/36.2**
PENALTIES/YARDS	**110/877**	**124/1006**
FUMBLES/BALL LOST	**26/9**	**22/15**
TOUCHDOWNS	**27**	**55**
Rushing	9	15
Passing	16	34
Returns	2	6

Score by Periods	1	2	3	4	OT	TOT
Saints	59	91	39	71	0	260
Opponents	79	124	104	127	0	434

SCORING	TD	Ru	Pa	Rt	PAT	FG	S	TP
Brien	0	0	0	0	20/21	24/29	0	92
Poole	6	0	6	0			0	36
Kennison	4	0	4	0			0	26
Tolliver	3	3	0	0			0	18
Delhomme	2	2	0	0			0	12
R. Williams	2	2	0	0			0	12
Bech	1	0	1	0			0	8
Cleeland	1	0	1	0			0	8
Dawsey	1	0	1	0			0	6
Drakeford	1	0	0	1			0	6
Hastings	1	0	1	0			0	6
Hobert	1	1	0	0			0	6
Slutzker	1	0	1	0			0	6
L. Smith	1	0	1	0			0	6
Weary	1	0	0	1			0	6
Wuerffel	1	1	0	0			0	6
Saints	**27**	**9**	**16**	**2**	**20/21**	**24/29**	**0**	**260**
Opponents	**55**	**15**	**34**	**6**	**54/54**	**16/23**	**0**	**434**

2-Pt. Conv.: Bech, Cleeland, Kennison, **Saints 3-6, Opp. 1-1**

SACKS: Glover 8.5, Whitehead 7.0, B. Smith 6.0, Wilson 5.5, Martin 4.5, Fields 4.0, Kei. Mitchell 3.5, Tomich 3.0, Robbins 2.0, Hewitt 1.0, **Saints 45.0, Opp. 41.0**

RUSHING	No	Yds	Avg	LG	TD
Ri. Williams	253	884	3.5	25	2
L. Smith	60	205	3.4	24	0
Perry	48	180	3.8	22	0
Tolliver	26	142	5.5	33	3
Delhomme	11	72	6.5	27	2
Hobert	12	47	3.9	10	1
Craver	17	40	2.4	8	0
Davis	20	32	1.6	7	0
Wuerffel	2	29	14.5	29t	1
Kennison	3	20	6.7	15	0
Philyaw	4	16	4.0	18	0
Poole	1	14	14.0	14	0
Barnhardt	1	4	4.0	4	0
Hastings	1	4	4.0	4	0
Powell	1	1	1.0	1	0
P.J. Franklin	1	0	0.0	0	0
Saints	**461**	**1690**	**3.7**	**33**	**9**
Opponents	**432**	**1774**	**4.1**	**40**	**15**

RECEIVING	No	Yds	Avg	LG	TD
Kennison	61	835	13.7	90t	4
Poole	42	796	19.0	67t	6
Hastings	40	564	14.1	42	1
Ri. Williams	28	172	6.1	29	0
Cleeland	26	325	12.5	31	1
L. Smith	20	151	7.6	26	1
Craver	19	154	8.1	29	0
Dawsey	16	196	12.3	57	1
Slutzker	11	164	14.9	42	1
Davis	7	53	7.6	20	0
Wilcox	6	61	10.2	19	0
Bech	4	65	16.3	23t	1
Perry	4	26	6.5	11	0
Philyaw	2	23	11.5	14	0
P.J. Franklin	2	13	6.5	8	0
Saints	**288**	**3598**	**12.5**	**90t**	**16**
Opponents	**291**	**3821**	**13.1**	**62t**	**34**

INTERCEPTIONS	No	Yds	Avg	LG	TD
Ambrose	6	27	4.5	16	0
Clay	3	32	10.7	24	0
Keith Mitchell	3	22	7.3	18	0
Weary	2	49	24.5	27	0
Fields	2	0	0.0	0	0
Kelly	1	6	6.0	6	0
Molden	1	2	2.0	2	0
Knight	1	0	0.0	0	0
Saints	**19**	**138**	**7.3**	**27**	**0**
Opponents	**30**	**483**	**16.1**	**64t**	**4**

PUNTING	No	Yds	Avg	Net	TB	I20	LG	B
Barnhardt	82	3262	39.8	35.1	5	14	52	0
Brien	1	20	20.0	20.0	0	1	20	0
Saints	**83**	**3282**	**39.5**	**34.9**	**5**	**15**	**52**	**0**
Opponents	**77**	**3183**	**41.3**	**36.2**	**7**	**24**	**60**	**0**

PUNT RET	Ret	FC	Yds	Avg	LG	TD
Kennison	35	23	258	7.4	18	0
Saints	**35**	**23**	**258**	**7.4**	**18**	**0**
Opponents	**43**	**25**	**283**	**6.6**	**74t**	**1**

KICKOFF RET	No	Yds	Avg	LG	TD
Philyaw	53	1165	22.0	55	0
Davis	20	424	21.2	35	0
Perry	2	6	3.0	16	0
Bech	1	12	12.0	12	0
Craver	1	3	3.0	3	0
Dawsey	1	20	20.0	20	0
Gammon	1	9	9.0	9	0
Saints	**79**	**1639**	**20.7**	**55**	**0**
Opponents	**60**	**1473**	**24.6**	**95t**	**1**

FIELD GOALS	1-19	20-29	30-39	40-49	50+
Brien	0/0	9/11	6/7	7/9	2/2
Saints	**0/0**	**9/11**	**6/7**	**7/9**	**2/2**
Opponents	**1/1**	**2/2**	**7/8**	**4/8**	**2/4**

Brien: (46G, 21G) ( ) (30G) (28N, 42G, 49N) (24G, 42G) (25G) (47N, 49G, 22G, 46G) (29G, 39G, 37G) (28G) (52G, 39N) (51G, 42G, 45G, 35G, 24N) (24G, 34G) (29G, 26G) ( ) (32G) ( )

Opponents: (52G, 53N) ( ) (32N) (36G, 44G) (42N, 19G) (41G) (46N) (35G, 51N) (52G, 22G) (45G, 32G) ( ) ( ) (40G, 30G, 41N, 40N, 38G) (36G) (33G) (27G)

1999 NFC WEST STANDINGS
Saints Finish: 5th place

	W	L	T	Pct.
St. Louis	13	3	0	.813
Carolina	8	8	0	.500
Atlanta	5	11	0	.313
San Francisco	4	12	0	.250
New Orleans	**3**	**13**	**0**	**.188**

PASSING	Att	Cmp	Yds	Cmp%	Yds/Att	TD	TD%	Int	Int%	Long	Sk/Yds	Rating
Tolliver	268	139	1916	51.9	7.15	7	2.6	16	6.0	57	19/152	58.9
Hobert	159	85	970	53.5	6.10	6	3.8	6	3.8	90t	11/79	68.9
Delhomme	76	42	521	55.3	6.86	3	3.9	5	6.6	51t	6/42	62.4
Wuerffel	48	22	191	45.8	3.98	0	0.0	3	6.3	22	5/32	30.8
L. Smith	1	0	0	0.0	0.00	0	0.0	0	0.0	0	0/0	39.6
R. Williams	1	0	0	0.0	0.00	0	0.0	0	0.0	0	0/0	39.6
Saints	**553**	**288**	**3598**	**52.1**	**6.51**	**16**	**2.9**	**30**	**5.4**	**90t**	**41/305**	**59.6**
Opponents	**489**	**291**	**3821**	**59.5**	**7.81**	**34**	**7.0**	**19**	**3.9**	**62t**	**45/277**	**91.2**

SAINTS STATISTICS

2000 RECORD: 10-6 FINISH: 1st-NFC WEST

Date	W/L	Score	Opponent	Attendance
9/3	**L**	**10-14**	**Detroit**	**64,900**
9/10	W	28-27	at San Diego	51,300
9/17	L	10-20	at Seattle	59,513
9/24	**L**	**7-21**	**Philadelphia**	**64,900**
10/8	W	31-10	at Chicago	66,944
10/15	**W**	**24-6**	**Carolina**	**50,015**
10/22	W	21-19	at Atlanta	56,508
10/29	W	21-10	at Arizona	35,016
11/5	**W**	**31-15**	**San Francisco**	**64,900**
11/12	W	20-10	at Carolina	72,981
11/19	**L**	**22-31**	**Oakland**	**64,900**
11/26	W	31-24	at St. Louis	66,064
12/3	**L**	**23-38**	**Denver**	**64,900**
12/10	W	31-27	at San Francisco	67,892
12/17	**W**	**23-7**	**Atlanta**	**64,900**
12/24	**L**	**21-26**	**St. Louis**	**64,900**

TEAM STATISTICS	N.O.	OPP.
TOTAL FIRST DOWNS	**312**	**279**
Rushing	117	95
Passing	169	159
Penalty	26	25
3rd Down: Made/Att	97/227	80/204
3rd Down Pct.	42.7	39.2
4th Down: Made/Att	10/17	4/14
4th Down Pct.	58.8	28.6
POSSESSION AVG.	**31:27**	**28:33**
TOTAL NET YARDS	**5397**	**4743**
Avg. Per Game	337.3	296.4
Total Plays	1041	949
Avg. Per Play	5.2	5.0
NET YARDS RUSHING	**2068**	**1672**
Avg. Per Game	129.3	104.5
Total Rushes	505	395
NET YARDS PASSING	**3329**	**3071**
Avg. Per Game	208.1	191.9
Sacked/Yards Lost	39/244	66/378
Gross Yards	3573	3449
Att./Completions	497/298	488/285
Completion Pct.	60.0	58.4
Had Intercepted	15	20
PUNTS/AVERAGE	**74/41.1**	**74/40.9**
NET PUNTING AVG.	**74/32.3**	**74/35.7**
PENALTIES/YARDS	**124/1024**	**105/837**
FUMBLES/BALL LOST	**26/11**	**24/15**
TOUCHDOWNS	**41**	**36**
Rushing	14	14
Passing	22	17
Returns	5	5

Score by Periods	1	2	3	4	OT	TOT
Saints	66	111	67	110	0	354
Opponents	58	111	51	85	0	305

SCORING	TD	Ru	Pa	Rt	PAT	FG	S	TP
Brien	0	0	0	0	37/37	23/29	0	106
R. Williams	9	8	1	0			0	54
Horn	8	0	8	0			0	48
Jackson	6	0	6	0			0	36
A. Glover	4	0	4	0			0	24
Allen	2	2	0	0			0	14
Brooks	2	2	0	0			0	12
Knight	2	0	0	2			0	12
Mitchell	2	0	0	2			0	12
Blake	1	1	0	0			0	6
Hall	1	0	1	0			0	6
Milne	1	0	1	0			0	6
Moore	1	1	0	0			0	6
Poole	1	0	1	0			0	6
D. Smith	1	0	0	1			0	6
Saints	**41**	**14**	**22**	**5**	**37/37**	**23/29**	**0**	**354**
Opponents	**36**	**14**	**17**	**5**	**31/31**	**18/24**	**0**	**305**

2-Pt. Conv.: Allen, **Saints 1-4, Opp. 2-5**

SACKS: L. Glover 17.0, Johnson 12.0, D. Howard 11.0, Mitchell 6.5, Whitehead 5.5, Hand 3.0, Fields 2.0, Knight 2.0, Oldham 2.0, D. Smith 2.0, Weary 2.0, Clarke 1.0, **Saints 66.0, Opp. 39.0**

RUSHING	No	Yds	Avg	LG	TD
R. Williams	248	1000	4.0	26t	8
Blake	57	243	4.3	20	1
Allen	46	179	3.9	18	2
Brooks	41	170	4.1	29	2
Moore	37	156	4.2	40	1
Morton	36	136	3.8	16	0
T. Smith	29	131	4.5	16	0
McAfee	2	37	18.5	40	0
Horn	6	10	1.7	16	0
Gowin	1	5	5.0	5	0
Milne	2	1	0.5	1	0
Saints	**505**	**2068**	**4.1**	**40**	**14**
Opponents	**395**	**1672**	**4.2**	**47**	**14**

RECEIVING	No	Yds	Avg	LG	TD
Horn	94	1340	14.3	52	8
R. Williams	44	409	9.3	24	1
Jackson	37	523	14.1	53t	6
Morton	30	213	7.1	35	0
Poole	21	293	14.0	49t	1
A. Glover	21	281	13.4	39	4
Reed	16	206	12.9	22	0
T. Smith	12	65	5.4	10	0
Wilson	11	154	14.0	30	0
Hall	5	33	6.6	13	1
Milne	5	33	6.6	15	1
Turley	1	16	16.0	16	0
Allen	1	7	7.0	7	0
Saints	**298**	**3573**	**12.0**	**53t**	**22**
Opponents	**285**	**3449**	**12.1**	**69t**	**17**

INTERCEPTIONS	No	Yds	Avg	LG	TD
Knight	5	68	13.6	37t	2
Molden	3	24	8.0	24	0
Perry	3	3	1.0	3	0
D. Smith	2	56	28.0	41t	1
Weary	2	27	13.5	27	0
Oldham	2	0	0.0	0	0
D. Howard	1	46	46.0	46	0
Mitchell	1	40	40.0	40t	1
Mathis	1	0	0.0	0	0
Saints	**20**	**264**	**13.2**	**46**	**4**
Opponents	**15**	**125**	**8.3**	**35t**	**1**

PUNTING	No	Yds	Avg	Net	TB	I20	LG	B
Gowin	74	3043	41.1	32.3	8	22	58	0
Saints	**74**	**3043**	**41.1**	**32.3**	**8**	**22**	**58**	**0**
Opponents	**74**	**3024**	**40.9**	**35.7**	**2**	**19**	**62**	**0**

PUNT RET	Ret	FC	Yds	Avg	LG	TD
Morton	30	14	278	9.3	51	0
Canty	9	2	45	5.0	13	0
Mathis	1	1	5	5.0	5	0
Wilson	0	0	11	---	11	0
Saints	**40**	**17**	**339**	**8.5**	**51**	**0**
Opponents	**37**	**17**	**494**	**13.4**	**95t**	**2**

KICKOFF RET	No	Yds	Avg	LG	TD
Morton	44	1029	23.4	68	0
McAfee	10	251	25.1	52	0
Mathis	8	187	23.4	40	0
Allen	0	6	---	6	0
Saints	**62**	**1473**	**23.8**	**68**	**0**
Opponents	**71**	**1743**	**24.5**	**93t**	**2**

FIELD GOALS	1-19	20-29	30-39	40-49	50+
Brien	1/1	6/6	4/5	12/15	0/2
Saints	**1/1**	**6/6**	**4/5**	**12/15**	**0/2**
Opponents	**1/1**	**3/3**	**6/11**	**6/7**	**2/2**

Brien: (48G, 52B) (20G, 20G, 31G) (23G) ( ) (44G) (51B, 29G) ( ) (45N) (44G) (33N, 40G, 42G) (42G, 40G, 33G) (30G, 44N) (43N, 30G, 19G, 42G) (40G, 41G, 28G) (20G, 46G, 47G) ( )

Opponents: (24G, 30G) (42G, 49G) (37N, 31G, 45G) ( ) (30N, 38G) (52G, 46G) (50G, 33N, 44G) (42N, 34G, 30N) (34N) (38G) (49G) (28G) (22G) ( ) ( ) (19G, 39G)

2000 NFC WEST STANDINGS
Saints Finish: 1st place

	W	L	T	Pct.
New Orleans	**10**	**6**	**0**	**.625**
St. Louis	10	6	0	.625
Carolina	7	9	0	.438
San Francisco	6	10	0	.375
Atlanta	4	12	0	.250

PASSING	Att	Cmp	Yds	Cmp%	Yds/Att	TD	TD%	Int	Int%	Long	Sk/Yds	Rating
Blake	302	184	2025	60.9	6.71	13	4.3	9	3.0	49t	24/150	82.7
Brooks	194	113	1514	58.2	7.80	9	4.6	6	3.1	53t	15/94	85.7
R. Williams	1	1	34	100.0	34.00	0	0.0	0	0.0	34	0/0	118.8
Saints	**497**	**298**	**3573**	**60.0**	**7.19**	**22**	**4.4**	**15**	**3.0**	**53t**	**39/244**	**84.2**
Opponents	**488**	**285**	**3449**	**58.4**	**7.07**	**17**	**3.5**	**20**	**4.1**	**69t**	**66/378**	**74.7**

2001 RECORD: 7-9 FINISH: 3rd-NFC WEST

Date	W/L	Score	Opponent	Attendance
9/9	W	24-6	at Buffalo	71,447
9/30	L	13-21	at New York Giants	78,451
10/7	**W**	**28-15**	**Minnesota**	**70,020**
10/14	W	27-25	at Carolina	72,049
10/21	**L**	**13-20**	**Atlanta**	**70,020**
10/28	W	34-31	at St. Louis	66,189
11/4	**L**	**9-16**	**New York Jets**	**70,020**
11/11	L	27-28	at San Francisco	68,083
11/18	**W**	**34-20**	**Indianapolis**	**70,020**
11/25	L	17-34	at New England	60,292
12/2	**W**	**27-23**	**Carolina**	**70,020**
12/9	W	28-10	at Atlanta	68,826
12/17	**L**	**21-34**	**St. Louis**	**70,332**
12/23	L	21-48	at Tampa Bay	65,526
12/30	**L**	**10-40**	**Washington**	**70,020**
1/6	**L**	**0-38**	**San Francisco**	**70,020**

TEAM STATISTICS	N.O.	OPP.
TOTAL FIRST DOWNS	**294**	**284**
Rushing	87	88
Passing	184	169
Penalty	23	27
3rd Down: Made/Att	89/227	80/201
3rd Down Pct.	39.2	39.8
4th Down: Made/Att	6/18	3/12
4th Down Pct.	33.3	25.0
POSSESSION AVG.	**29:24**	**30:36**
TOTAL NET YARDS	**5226**	**5070**
Avg. Per Game	326.6	316.9
Total Plays	1031	948
Avg. Per Play	5.1	5.3
NET YARDS RUSHING	**1712**	**1715**
Avg. Per Game	107.0	107.2
Total Rushes	419	443
NET YARDS PASSING	**3514**	**3355**
Avg. Per Game	219.6	209.7
Sacked/Yards Lost	50/330	53/323
Gross Yards	3844	3678
Att./Completions	562/313	452/278
Completion Pct.	55.7	61.5
Had Intercepted	22	15
PUNTS/AVERAGE	**76/41.8**	**67/43.5**
NET PUNTING AVG.	**76/35.8**	**67/38.3**
PENALTIES/YARDS	**119/1025**	**100/877**
FUMBLES/BALL LOST	**35/13**	**28/15**
TOUCHDOWNS	**36**	**47**
Rushing	8	15
Passing	27	30
Returns	1	2

Score by Periods	1	2	3	4	OT	TOT
Saints	53	77	108	95	0	333
Opponents	120	120	47	122	0	409

SCORING	TD	Ru	Pa	Rt	PAT	FG	S	TP
Carney	0	0	0	0	32/32	27/31	0	113
Horn	9	0	9	0			0	54
R. Williams	7	6	1	0			0	42
W. Jackson	5	0	5	0			0	32
Cleeland	4	0	4	0			0	24
B. Williams	3	0	3	0			0	18
Connell	2	0	2	0			0	12
McAllister	2	1	1	0			0	12
T. Smith	2	0	2	0			0	12
Brooks	1	1	0	0			0	6
Oldham	1	0	0	1			0	6
Saints	**36**	**8**	**27**	**1**	**32/32**	**27/31**	**1**	**333**
Opponents	**47**	**15**	**30**	**2**	**42/42**	**27/31**	**0**	**409**

2-Pt. Conv.: W. Jackson, **Saints 1-4, Opp. 2-5**

SACKS: Clemons 13.5, Johnson 9.0, Glover 8.0, Howard 6.0, Hand 3.5, Oldham 2.5, Bellamy 2.0, K. Mitchell 2.0, Whitehead 2.0, D. Smith 1.5, Chase 1.0, S. Knight 1.0, Mathis 1.0, **Saints 53.0, Opp. 50.0**

RUSHING	No	Yds	Avg	LG	TD
R. Williams	313	1245	4.0	46	6
Brooks	80	358	4.5	26	1
McAllister	16	91	5.7	54t	1
T. Smith	5	8	1.6	6	0
Connell	1	6	6.0	6	0
Horn	1	4	4.0	4	0
McAfee	1	2	2.0	2	0
Blake	1	-1	-1.0	-1	0
Carney	1	-1	-1.0	-1	0
Saints	**419**	**1712**	**4.1**	**54t**	**8**
Opponents	**443**	**1715**	**3.9**	**55**	**15**

RECEIVING	No	Yds	Avg	LG	TD
Horn	83	1265	15.2	56	9
W. Jackson	81	1046	12.9	63	5
R. Williams	60	511	8.5	42	1
R. Wilson	21	277	13.2	44	0
Bo. Williams	20	202	10.1	26	3
McAllister	15	166	11.1	22t	1
Cleeland	13	138	10.6	19t	4
Connell	12	191	15.9	46t	2
McGarity	1	-2	-2.0	-2	0
T. Smith	4	30	7.5	12	2
L. Hall	2	15	7.5	9	0
Stachelski	1	5	5.0	5	0
Saints	**313**	**3844**	**12.3**	**63**	**27**
Opponents	**278**	**3678**	**13.2**	**86t**	**30**

INTERCEPTIONS	No	Yds	Avg	LG	TD
S. Knight	6	114	19.0	40	0
Bellamy	3	21	7.0	21	0
Mathis	2	34	17.0	23	0
Howard	1	37	37.0	37	0
Clemons	1	3	3.0	3	0
Oldham	1	0	0.0	0	0
Thomas	1	0	0.0	0	0
Saints	**15**	**209**	**13.9**	**40**	**0**
Opponents	**22**	**189**	**8.6**	**36t**	**1**

PUNTING	No	Yds	Avg	Net	TB	I20	LG	B
Gowin	76	3180	41.8	35.8	7	24	62	0
Saints	**76**	**3180**	**41.8**	**35.8**	**7**	**24**	**62**	**0**
Opp.	**67**	**2917**	**43.5**	**38.3**	**3**	**19**	**70**	**0**

PUNT RET	Ret	FC	Yds	Avg	LG	TD
McGarity	19	9	183	9.6	42	0
Lewis	14	0	81	5.8	32	0
McAllister	4	4	24	6.0	10	0
Saints	**37**	**13**	**288**	**7.8**	**42**	**0**
Opponents	**36**	**18**	**316**	**8.8**	**70t**	**1**

KICKOFF RET	No	Yds	Avg	LG	TD
McAllister	45	1091	24.2	63	0
Lewis	32	762	23.8	68	0
McAfee	6	144	24.0	34	0
Ackerman	2	11	5.5	11	0
Whitehead	2	19	9.5	12	0
Saints	**87**	**2027**	**23.3**	**68**	**0**
Opponents	**66**	**1472**	**22.3**	**86**	**0**

FIELD GOALS	1-19	20-29	30-39	40-49	50+
Carney	0/0	7/7	11/11	8/12	1/1
Saints	**0/0**	**7/7**	**11/11**	**8/12**	**1/1**
Opponents	**0/0**	**9/9**	**8/9**	**5/8**	**5/5**

Carney: (31G) (32G, 30G) (50G, 23G, 45G, 29G, 33G) (30G, 39G) (23G, 48B, 31G) (33G, 44G, 44G, 23G, 27G) ( ) (43G, 42G, 35G, 36G) (46G, 48G) (48N, 43B, 1G) (42G, 24G) ( ) ( ) ( ) (29G, 42N) ( )

Opponents: (37G, 22G) ( ) ( ) (46G, 52G) (31G, 38G) (40N, 54G) (39G, 47G, 35N, 23G) ( ) (52G, 41G) (46N) (47G, 23G, 51G) (22G, 40N) (43G, 27G) (20G, 24G, 32G, 27G) (53G, 22G, 34G, 37G) (39G)

2001 NFC WEST STANDINGS
Saints Finish: 3rd place

	W	L	T	Pct.
St. Louis	14	2	0	.875
San Francisco	12	4	0	.750
New Orleans	**7**	**9**	**0**	**.438**
Atlanta	7	9	0	.438
Carolina	1	15	0	.063

PASSING	Att	Cmp	Yds	Cmp%	Yds/Att	TD	TD%	Int	Int%	Long	Sk/Yds	Rating
Brooks	558	312	3832	55.9	6.87	26	4.7	22	3.9	63	50/330	76.4
McAllister	2	1	12	50.0	6.00	1	50.0	0	0.0	12t	0/0	108.3
Blake	1	0	0	0.0	0.00	0	0.0	0	0.0	0	0/0	39.6
Horn	1	0	0	0.0	0.00	0	0.0	0	0.0	0	0/0	39.6
Saints	**562**	**313**	**3844**	**55.7**	**6.84**	**27**	**4.8**	**22**	**3.9**	**63**	**50/330**	**76.7**
Opponents	**452**	**278**	**3678**	**61.5**	**8.14**	**30**	**6.6**	**15**	**3.3**	**86t**	**53/323**	**95.5**

SAINTS STATISTICS

2002 RECORD: 9-7 FINISH: 3rd-NFC SOUTH

Date	W/L	Score	Opponent	Attendance
09/08	Wot	26-20	at Tampa Bay	65,554
09/15	**W**	**35-20**	**Green Bay**	**67,958**
09/22	W	29-23	at Chicago	63,216
09/29	L	21-26	at Detroit	60,023
10/06	**W**	**32-29**	**Pittsburgh**	**67,734**
10/13	W	43-27	at Washington	80,768
10/20	**W**	**35-27**	**San Francisco**	**67,903**
10/27	**L**	**35-37**	**Atlanta**	**67,883**
11/10	W	34-24	at Carolina	72,566
11/17	L	17-24	at Atlanta	70,382
11/24	**L**	**15-24**	**Cleveland**	**68,295**
12/01	**W**	**23-20**	**Tampa Bay**	**68,226**
12/08	W	37-25	at Baltimore	69,334
12/15	**L**	**31-32**	**Minnesota**	**67,851**
12/22	L	13-20	at Cincinnati	43,544
12/29	**L**	**6-10**	**Carolina**	**66,946**

TEAM STATISTICS	N.O.	OPP.
TOTAL FIRST DOWNS	**291**	**327**
Rushing	91	108
Passing	169	191
Penalty	31	28
3rd Down: Made/Att.	92/224	87/223
3rd Down: Pct.	41.1	39.0
4th Down: Made/Att.	8/13	12/20
4th Down Pct.:	61.5	60.0
POSSESSION AVG.	**28:44**	**31:16**
TOTAL NET YARDS	**5205**	**5796**
Avg. Per Game	325.3	362.3
Total Plays	1001	1071
Avg. Per Play	5.2	5.4
NET YARDS RUSHING	**1764**	**1991**
Avg. Per Game	110.3	124.4
Total Rushes	426	439
NET YARDS PASSING	**3441**	**3805**
Avg. Per Game	215.1	237.8
Sacked/Yards Lost	37/244	39/253
Gross Yards	3685	4058
Att./Completions	538/291	593/343
Completion Pct.	54.1	57.8
Had Intercepted	15	20
PUNTS/AVERAGE	**69/41.4**	**73/42.7**
NET PUNTING AVG.	**69/36.7**	**73/33.3**
PENALTIES/YARDS	**119/911**	**110/953**
FUMBLES/BALL LOST	**29/15**	**29/18**
TOUCHDOWNS	**49**	**45**
Rushing	16	18
Passing	27	25
Returns	6	2

Score by Periods	1	2	3	4	OT	TOT
Team	95	109	107	115	6	432
Opponents	67	134	78	109	0	388

SCORING	TD	Ru	Pa	Rt	PAT	FG	S	TP
Carney	0	0	0	0	37/37	31/35	0	130
McAllister	16	13	3	0			0	96
Stallworth	8	0	8	0			0	48
Horn	7	0	7	0			0	44
Pathon	4	0	4	0			0	24
M. Lewis	3	0	0	3			0	18
Reed	3	0	3	0			0	18
Brooks	2	2	0	0			0	16
B. Williams	2	0	2	0			0	14
Allen	1	0	0	1			0	6
Craver	1	0	0	1			0	6
Fenderson	1	1	0	0			0	6
Grant	1	0	0	1			0	6
Saints	**49**	**16**	**27**	**6**	**37/37**	**31/35**	**0**	**432**
Opponents	**45**	**18**	**25**	**2**	**39/40**	**23/28**	**1**	**388**

2-Pt. Conv.: Brooks 2, Horn, B. Williams, Team 4-11, **Opp.:** 4-5

SACKS: Howard 8.0, Grant 7.0, Jackson 5.5, D. Smith 3.5, K. Smith 3.5, Whitehead 3.0, Hand 2.5, S. Knight 2.0, Bellamy 1.5, Thomas 1.0, Clemons 0.5. **Saints 39.0, Opp. 37.0**

RUSHING	No	Yds	Avg	LG	TD
McAllister	325	1388	4.3	62	13
Brooks	62	253	4.1	21	2
Fenderson	13	65	5.0	17t	1
Keaton	12	19	1.6	4	0
M. Lewis	1	15	15.0	15	0
McAfee	1	11	11.0	11	0
T. Smith	5	11	2.2	5	0
Horn	1	2	2.0	2	0
Stallworth	2	2	1.0	4	0
Delhomme	4	-2	-.5	6	0
Saints	**426**	**1764**	**4.1**	**62**	**16**
Opponents	**439**	**1991**	**4.5**	**59**	**18**

Receiving	No	Yds	Avg	Long	TD
Horn	88	1312	14.9	63	7
McAllister	47	352	7.5	30	3
Pathon	43	523	12.2	64	4
Stallworth	42	594	14.1	57t	8
Reed	21	360	17.1	54	3
B. Williams	13	143	11.0	32t	2
Sloan	12	127	10.6	29	0
T. Smith	9	30	3.3	10	0
M. Lewis	8	200	25.0	59	0
Fenderson	6	38	6.3	13	0
Hall	2	6	3.0	4	0
Saints	**291**	**3685**	**12.7**	**64**	**27**
Opponents	**343**	**4058**	**11.8**	**77t**	**25**

INTERCEPTIONS	No	Yds	Avg	Long	TD
Thomas	5	80	16.0	43	0
S. Knight	5	36	7.2	17	0
Bellamy	3	39	13.0	16	0
D. Smith	2	21	10.5	17	0
Irvin	2	10	5.0	10	0
D. Carter	1	25	25.0	25	0
Allen	1	0	0.0	0t	1
Hawthorne	1	0	0.0	0	0
Saints	**20**	**211**	**10.6**	**43**	**1**
Opponents	**15**	**220**	**14.7**	**78t**	**1**

PUNTING	No	Yds	Avg	Net	TB	I20	LG	B
Gowin	61	2553	41.9	36.9	6	15	59	0
D. Johnson	8	307	38.4	34.8	0	1	55	0
Saints	**69**	**2860**	**41.4**	**36.7**	**6**	**16**	**59**	**0**
Opponents	**73**	**3118**	**42.7**	**33.3**	**3**	**20**	**71**	**3**

PUNT RET	Ret	FC	Yds	Avg	LG	TD
M. Lewis	44	6	625	14.2	83t	1
Craver	1	0	0	0.0	0	0
Saints	**45**	**6**	**625**	**13.9**	**83t**	**1**
Opponents	**38**	**14**	**209**	**5.5**	**29**	**0**

KICKOFF RET	No	Yds	Avg	LG	TD
M. Lewis	70	1807	25.8	97t	2
Fenderson	2	43	21.5	22	0
Grant	2	10	5.0	10	0
McAfee	2	69	34.5	51	0
Bellamy	1	5	5.0	5	0
Cox	1	14	14.0	14	0
Whitehead	1	8	8.0	8	0
Saints	**79**	**1956**	**24.8**	**97t**	**2**
Opponents	**85**	**1817**	**21.4**	**70**	**0**

FIELD GOALS	1-19	20-29	30-39	40-49	50+
Carney	0/0	9/9	11/13	11/12	0/1
Saints	**0/0**	**9/9**	**11/13**	**11/12**	**0/1**
Opponents	**1/1**	**8/8**	**6/7**	**5/7**	**3/5**

Carney: (28G,41G) (39N) ( ) ( ) (40G,48G,31G,48) (21G,23G,36G) (46G,55N,31G,22G) (40G,40G) (39G,23G) (35G) (33G,27G,48G) (48N,48G) (34G,28G,28G) (40G,34G,27G) (38G,33N,43G) (30G,38G)

Opponents:(52G,47B,53N,40G) (27G,36G) (31G,25G,58N,25G) (23G,34G,23G,38G) ( ) ( ) (24G,41G) (31G,32G,47G) (19G) (39N,42G)(28G) (42N,51G)(26G) (41G) ( ) (50G)

2002 NFC SOUTH STANDINGS
Saints Finish: 3rd place

	W	L	T	Pct.
Tampa Bay	12	4	0	.750
Atlanta	9	6	1	.594
New Orleans	**9**	**7**	**0**	**.562**
Carolina	7	9	0	.438

PASSING	Att	Cmp	Yds	Cmp%	Yds/Att	TD	TD%	Int	Int%	Long	Sk/Yds	Rating
Brooks	528	283	3572	53.6	6.77	27	5.1	15	2.8	64	36/236	80.1
Delhomme	10	8	113	80.0	11.30	0	0.0	0	0.0	54	0/0	113.8
McAllister	0	0	0	---	---	0	---	0	---	---	1/8	---
Saints	**538**	**291**	**3685**	**54.1**	**6.85**	**27**	**5.0**	**15**	**2.8**	**64**	**37/244**	**80.8**
Opponents	**593**	**343**	**4058**	**57.8**	**6.84**	**25**	**4.2**	**20**	**3.4**	**77t**	**39/253**	**78.8**

2003 RECORD: 8-8 FINISH: 2nd-NFC SOUTH

Date	W/L	Score	Opponent	Attendance
09/07	L	10-27	at Seattle	52,250
09/14	**W**	**31-10**	**Houston**	**68,390**
09/21	L	12-27	at Tennessee	68,809
09/28	**L**	**21-55**	**Indianapolis**	**70,020**
10/05	L	13-19	at Carolina	72,496
10/12	**W**	**20-13**	**Chicago**	**68,390**
10/19	W	45-17	at Atlanta	70,837
10/26	**Lot**	**20-23**	**Carolina**	**68,370**
11/2	W	17-14	at Tampa Bay	65,524
11/16	**Wot**	**23-20**	**Atlanta**	**68,432**
11/23	L	20-33	at Philadelphia	67,802
11/30	W	24-20	at Washington	76,821
12/07	**L**	**7-14**	**Tampa Bay**	**68,442**
12/14	**W**	**45-7**	**New York Giants**	**68,399**
12/21	L	19-20	at Jacksonville	49,207
12/28	**W**	**13-7**	**Dallas**	**68,451**

TEAM STATISTICS	N.O.	OPP.
TOTAL FIRST DOWNS	**302**	**298**
Rushing	100	109
Passing	100	109
Penalty	25	24
3rd down: Made/Att	106/229	79/208
3rd Down Pct.	46.3	38.0
4th Down: Made/Att	5/19	9/16
4th Down Pct.	26.3	56.3
POSSESSION AVG.	**30:18**	**29:42**
Total Net Yards	5438	5234
Avg. Per Game	339.9	327.1
Total Plays	1019	997
Avg. Per Play	5.3	5.2
NET YARDS RUSHING	**2000**	**2241**
Avg. Per Game	125.0	140.1
Total Rushes	448	480
NET YARDS PASSING	**3438**	**2993**
Avg. Per Game	214.9	187.1
Sacked/Yards Lost	36/203	32/171
Gross Yards	3641	3164
Att./Completions	535/314	485/264
Completion Pct.	58.7	54.4
Had Intercepted	8	14
PUNTS/AVERAGE	**72/43.7**	**76/41.9**
NET PUNTING AVG.	**72/38.2**	**76/36.4**
PENALTIES/YARDS	**103/878**	**101/1012**
FUMBLES/BALL LOST	**33/20**	**29/13**
TOUCHDOWNS	**39**	**36**
Rushing	11	12
Passing	25	20
Returns	3	4

Score by Periods	1	2	3	4	OT	TOT
Saints	52	112	78	95	3	340
Opponents	64	140	55	64	3	326

SCORING	TD	Ru	Pa	Rt	PAT	FG	S	TP
Carney	0	0	0	0	36/37	22/30	0	102
Horn	10	0	10	0			0	60
McAllister	8	8	0	0			0	48
B. Williams	5	0	5	0			0	30
Pathon	4	0	4	0			0	24
Stallworth	3	0	3	0			0	18
Brooks	2	2	0	0			0	12
Conwell	2	0	2	0			0	12
Ambrose	1	0	0	1			0	6
K. Carter	1	1	0	0			0	6
M. Lewis	1	0	1	0			0	6
Rodgers	1	0	0	1			0	6
Thomas	1	0	0	1			0	6
J. Allen	0	0	0	0			1	2
Fenderson	0	0	0	0			0	2
Saints	**39**	**11**	**25**	**3**	**36/37**	**22/30**	**1**	**340**
Opponents	**36**	**12**	**20**	**4**	**35/35**	**25/31**	**0**	**326**

2-Pt. Conversions: Fenderson, Team 1-2, Opponents 0-1

SACKS: Ch. Grant 10.0, Whitehead 5.5, Howard 5.0, Jackson TM 3.5, Bellamy 1.0, D. Carter 1.0, Hodge 1.0, D. Smith 1.0, K. Smith 1.0, Sullivan 1.0, Thomas 1.0, **Saints 32.0, Opponents 36.0**

RUSHING	No	Yds	Avg	LG	TD
McAllister	351	1641	4.7	76t	8
Brooks	54	175	3.2	15	2
K. Carter	19	72	3.8	31	1
L. Smith	11	61	5.5	17	0
Horn	2	15	7.5	13	0
Fenderson	4	14	3.5	6	0
McAfee	1	13	13.0	13	0
Carney	1	3	3.0	3	0
Stallworth	1	3	3.0	3	0
M. Lewis	1	2	2.0	2	0
Bouman	3	1	0.3	2	0
Saints	**448**	**2000**	**4.5**	**76t**	**11**
Opponents	**480**	**2241**	**4.7**	**69t**	**12**

RECEIVING	No	Yds	Avg	Long	TD
Horn	78	973	12.5	50t	10
McAllister	69	516	7.5	39	0
Pathon	44	578	13.1	40	4
B. Williams	41	436	10.6	31t	5
Conwell	26	290	11.2	32	2
Stallworth	25	485	19.4	76t	3
M. Lewis	12	226	18.8	39	1
Rasby	6	55	9.2	17	0
T. Smith	6	28	4.7	8	0
Gardner	3	29	9.7	11	0
K. Carter	1	11	11.0	11	0
D. Lewis	1	7	7.0	7	0
Fenderson	1	5	5.0	5	0
L. Smith	1	2	2.0	2	0
Saints	**314**	**3641**	**11.6**	**76t**	**25**
Opponents	**264**	**3164**	**12.0**	**79t**	**20**

INTERCEPTIONS	No	Yds	Avg	Long	TD
Thomas	4	47	11.8	20	0
Ambrose	3	78	26.0	73t	1
Bellamy	3	19	6.3	10	0
Rodgers	1	40	40.0	40t	1
D. Smith	1	9	9.0	9	0
Ruff	1	7	7.0	7	0
Jones	1	2	2.0	2	0
V. Green	0	24	---	24	0
Saints	**14**	**226**	**16.1**	**73t**	**2**
Opponents	**8**	**104**	**13.0**	**20**	**1**

PUNTING	No	Yds	Avg	Net	TB	I20	LG	B
Berger	71	3144	44.3	38.2	5	28	59	1
Saints	**72**	**3144**	**43.7**	**38.2**	**5**	**28**	**59**	**1**
Opponents	**76**	**3183**	**41.9**	**36.4**	**3**	**21**	**60**	**1**

PUNT RET	Ret	FC	Yds	Avg	LG	TD
M. Lewis	30	10	275	9.2	27	0
Stallworth	5	1	44	8.8	18	0
Craver	2	1	22	11.0	19	0
V. Green	2	0	15	7.5	9	0
Thomas	1	0	4	4.0	4	0
Saints	**40**	**12**	**360**	**9.0**	**27**	**0**
Opponents	**36**	**18**	**294**	**8.2**	**46**	**0**

KICKOFF RET	No	Yds	Avg	LG	TD
M. Lewis	45	1068	23.7	53	0
McAfee	9	140	15.6	23	0
Stallworth	8	171	21.4	28	0
Craver	5	128	25.6	52	0
Rasby	2	9	4.5	6	0
M. Williams	2	0	0.0	0	0
J. Allen	1	8	8.0	8	0
Saints	**72**	**1524**	**21.2**	**53**	**0**
Opponents	**67**	**1587**	**23.7**	**100t**	**2**

FIELD GOALS	1-19	20-29	30-39	40-49	50+
Carney	0/0	6/6	10/12	5/9	1/3
Saints	**0/0**	**6/6**	**10/12**	**5/9**	**1/3**
Opponents	**0/0**	**8/9**	**8/10**	**9/11**	**0/1**

Carney: (33G) (39G) (31G) (38G,43G) (38G,57N,26) (38N,50G,30G) (42G) (46G,42G) (39N,47G) (28G,26G,36G) (45B) (51N,25G,48N) (49N) (35G,49N) (33G,38G) (24G,27G)

Opponents: (37G,25G) (30G) (22G,43G) (41G,42G) (49G,23G) (28G,31G) (28G) (24G,29G,31G) (36N) (38G,27G,54N) (36G,41G,42G,33G) (45G,49G) (44N,35B) (43B) (43G,35G,21B) ()

2003 NFC SOUTH STANDINGS
Saints Finish: 2nd place

	W	L	T	Pct.
Carolina	11	5	0	.688
New Orleans	**8**	**8**	**0**	**.500**
Tampa Bay	7	9	0	.438
Atlanta	5	11	0	.312

PASSING	Att	Cmp	Yds	Cmp%	Yds/Att	TD	TD%	Int	Int%	Long	Sk/Yds	Rating
Brooks	518	306	3546	59.1	6.85	24	4.6	8	1.5	76t	34/195	88.8
Bouman	13	7	81	53.8	6.23	1	7.7	0	0.0	19	2/8	98.6
McAllister	2	0	0	0.0	0.00	0	0.0	0	0.0	0	0/0	39.6
Berger	1	0	0	0.0	0.00	0	0.0	0	0.0	0	0/0	39.6
Horn	1	1	14	100.0	14.00	0	0.0	0	0.0	14	0/0	118.8
Team	**535**	**314**	**3641**	**58.7**	**6.81**	**25**	**4.7**	**8**	**1.5**	**76t**	**36/203**	**88.7**
Opponents	**485**	**264**	**3164**	**54.4**	**6.52**	**20**	**4.1**	**14**	**2.9**	**79t**	**32/171**	**76.3**

SAINTS STATISTICS

2004 RECORD: 8-8 FINISH: 2nd-NFC SOUTH

Date	W/L	Score	Opponent	Attendance
09/12	**L**	**7-21**	**Seattle**	**64,900**
09/19	**W**	**30-27**	**San Francisco**	**64,900**
09/26	Wot	28-25	at St. Louis	65,856
10/03	L	10-34	at Arizona	28,109
10/10	**L**	**17-20**	**Tampa Bay**	**64,900**
10/17	**L**	**31-38**	**Minnesota**	**64,900**
10/24	W	31-26	at Oakland	45,337
11/07	L	17-43	at San Diego	59,662
11/14	**W**	**27-20**	**Kansas City**	**64,900**
11/21	**L**	**13-34**	**Denver**	**64,900**
11/28	L	21-24	at Atlanta	70,521
12/05	**L**	**21-32**	**Carolina**	**58,878**
12/12	W	27-13	at Dallas	64,056
12/19	W	21-17	at Tampa Bay	65,075
12/26	**W**	**26-13**	**Atlanta**	**64,900**
01/02	W	21-18	at Carolina	73,302

TEAM STATISTICS	N.O.	OPP.
TOTAL FIRST DOWNS	**291**	**343**
Rushing	82	118
Passing	177	193
Penalty	2	32
3rd Down: Made/Att.	70/210	80/210
3rd Down: Pct.	33.3	38.1
4th Down: Made/Att.	9/18	6/7
4th Down Pct.:	50.0	85.7
POSSESSION AVG.	**28:18**	**31:42**
TOTAL NET YARDS	**5193**	**6141**
Avg. Per Game	324.6	383.8
Total Plays	989	1067
Avg. Per Play	5.3	5.8
NET YARDS RUSHING	**1606**	**2253**
Avg. Per Game	100.4	140.8
Total Rushes	406	485
NET YARDS PASSING	**3587**	**3888**
Avg. Per Game	224.2	243.0
Sacked/Yards Lost	41/223	37/207
Gross Yards	3810	4095
Att./Completions	542/309	545/324
Completion Pct.	57.0	59.4
Had Intercepted	16	13
PUNTS/AVERAGE	**85/43.6**	**71/40.8**
NET PUNTING AVG.	**85/39.0**	**71/34.5**
PENALTIES/YARDS	**129/1141**	**119/965**
FUMBLES/BALL LOST	**23/10**	**31/20**
TOUCHDOWNS	**49**	**45**
Rushing	15	16
Passing	21	24
Returns	4	4

Score by Periods	1	2	3	4	OT	TOT
Team	29	132	83	101	3	348
Opponents	117	110	70	108	0	405

SCORING	TD	Ru	Pa	Rt	PAT	FG	S	TP
Carney	0	0	0	0	38/38	22/27	0	104
Horn	11	0	11	0			0	68
McAllister	9	9	0	0			0	54
Stallworth	5	0	5	0			0	30
Brooks	4	4	0	0			0	24
Stecker	3	2	0	1			0	18
B. Williams	2	0	2	0			0	12
Bockwoldt	1	0	0	1			0	6
Conwell	1	0	1	0			0	6
Hall	1	0	1	0			0	6
Lewis	1	0	0	1			0	6
Mitchell	1	0	0	1			0	6
Pathon	1	0	1	0			0	6
Bryant	0	0	0	0			1	2
Team	**40**	**15**	**21**	**4**	**38/38**	**22/27**	**1**	**348**
Opponents	**44**	**16**	**24**	**4**	**42/42**	**31/35**	**1**	**405**

2-Pt. Conversions: Horn, Team 1-2, Opponents 2-2

SACKS: Howard 11.0, Ch. Grant 10.5, W. Smith 7.5, Young 2.5, Bryant 2.0, Watson 2.0, Bockwoldt 1.0, Sullivan 0.5, **Team 37.0, Opponents 41.0**

RUSHING	No	Yds	Avg	LG	TD
McAllister	269	1074	4.0	71	9
Stecker	58	244	4.2	42t	2
Brooks	58	173	3.0	15	4
McAfee	2	54	27.0	53	0
Stallworth	6	37	6.2	26	0
Carter	10	17	1.7	8	0
Karney	3	7	2.3	4	0
Team	**406**	**1606**	**4.0**	**71**	**15**
Opponents	**485**	**2253**	**4.6**	**60**	**16**

Receiving	No	Yds	Avg	Long	TD
Horn	94	1399	14.9	57	11
Stallworth	58	767	13.2	45	5
Pathon	34	581	17.1	38	1
McAllister	34	228	6.7	20	0
B. Williams	33	362	11.0	22	2
Stecker	29	174	6.0	26	0
Conwell	10	102	10.2	28	1
Lewis	8	127	15.9	30	0
Karney	6	42	7.0	17	0
Gardner	1	23	23.0	23	0
Hall	1	4	4.0	4t	1
Brooks	1	1	1.0	1	0
Team	**309**	**3810**	**12.3**	**57**	**21**
Opponents	**324**	**4095**	**12.6**	**59**	**24**

INTERCEPTIONS	No	Yds	Avg	Long	TD
McKenzie LG	5	19	3.8	14	0
McKenzie TM	5	19	3.8	14	0
Ambrose	3	19	6.3	19	0
Brown	2	0	0.0	0	0
Jones	1	55	55.0	55	0
Ch. Grant	1	8	8.0	8	0
Ruff	1	0	0.0	0	0
Team	**13**	**101**	**7.8**	**55**	**0**
Opponents	**16**	**260**	**16.3**	**76**	**1**

PUNTING	No	Yds	Avg	Net	TB	I20	LG	B
Berger	85	3704	43.6	39.0	4	28	63	0
Team	**85**	**3704**	**43.6**	**39.0**	**4**	**28**	**63**	**0**
Opponents	**71**	**2896**	**40.8**	**34.5**	**3**	**17**	**60**	**1**

PUNT RET	Ret	FC	Yds	Avg	LG	TD
Lewis	34	11	382	11.2	53	0
Stallworth	6	1	6	1.0	4	0
Team	**40**	**12**	**388**	**9.7**	**53**	**0**
Opponents	**43**	**25**	**310**	**7.2**	**59t**	**1**

KICKOFF RET	No	Yds	Avg	LG	TD
Lewis	51	1215	23.8	96t	1
Stecker	18	469	26.1	98t	1
McAfee	8	137	17.1	26	0
Hall	3	20	6.7	8	0
Ruff	1	9	9.0	9	0
W. Smith	1	17	17.0	17	0
Whitehead	1	12	12.0	12	0
Team	**83**	**1879**	**22.6**	**98t**	**2**
Opponents	**74**	**1710**	**23.1**	**63**	**0**

FIELD GOALS	1-19	20-29	30-39	40-49	50+
Carney	0/0	3/3	12/15	5/6	2/3
Team	**0/0**	**3/3**	**12/15**	**5/6**	**2/3**
Opponents	**0/0**	**10/10**	**9/10**	**8/10**	**4/5**

Carney: ( ) (32G,36G,37G) (52G,53G,39G,51N,38G,31G) (20G) (47G) (45G) (41G) (46N,37G) (39G,38G) (24G,36G) (48G,38G,37B) ( ) (39G,44G) (38N) (22G) (38N)

Opponents: ( ) (30G,33G) (53G) (26G,33G) (23G,53G,41N) (39G) (28G,42G,44G,40G) (40G,27G) (24G,44G) (48G,34G) (37N,31G) (30G,50G,46G,25G,21G,21G) (42N,34G,41G) (37G) (25G,20G) (54G,60B)

2004 NFC SOUTH STANDINGS
Saints Finish: 2nd place

	W	L	T	Pct.
Atlanta	11	5	0	.688
New Orleans	**8**	**8**	**0**	**.500**
Carolina	7	9	0	.438
Tampa Bay	5	11	0	.312

PASSING	Att	Cmp	Yds	Cmp%	Yds/Att	TD	TD%	Int	Int%	Long	Sack/Lost	Rating
Brooks	542	309	3810	57.0	7.03	21	3.9	16	3.0	57	41/223	79.5
Team	**542**	**309**	**3810**	**57.0**	**7.03**	**21**	**3.9**	**16**	**3.0**	**57**	**41/223**	**79.5**
Opponents	**545**	**324**	**4095**	**59.4**	**7.51**	**24**	**4.4**	**13**	**2.4**	**59**	**37/207**	**87.7**

2005 RECORD: 3-13 FINISH: 4th-NFC SOUTH

Date	W/L	Score	Opponent	Attendance
09/11	W	23-20	at Carolina	72,920
09/19	**L**	**10-27**	**New York Giants**	**68,031**
09/25	L	16-33	at Minnesota	63,952
10/02	**W**	**19- 7**	**Buffalo**	**58,688**
10/09	L	3-52	at Green Bay	70,580
10/16	**L**	**31-34**	**Atlanta**	**65,562**
10/23	L	17-28	at St. Louis	64,586
10/30	**L**	**6-21**	**Miami**	**61,643**
11/06	**L**	**17-20**	**Chicago**	**32,637**
11/20	L	17-24	at New England	68,756
11/27	W	21-19	at New York Jets	77,152
12/04	**L**	**3-10**	**Tampa Bay**	**34,411**
12/12	L	17-36	at Atlanta	70,083
12/18	**L**	**10-27**	**Carolina**	**32,551**
12/24	**L**	**12-13**	**Detroit**	**63,747**
01/01	L	13-27	at Tampa Bay	65,379

TEAM STATISTICS	N.O.	OPP.
TOTAL FIRST DOWNS	**312**	**281**
Rushing	89	103
Passing	182	145
Penalty	41	33
3rd Down: Made/Att	82/211	89/220
3rd Down Pct.	38.9	40.5
4th Down: Made/Att	2/12	3/4
4th Down Pct.	16.7	75.0
POSSESSION AVG.	**30:32**	**29:28**
TOTAL NET YARDS	**5031**	**4994**
Avg. Per Game	314.4	312.1
Total Plays	1017	946
Avg. Per Play	4.9	5.3
NET YARDS RUSHING	**1688**	**2145**
Avg. Per Game	105.5	134.1
Total Rushes	423	503
NET YARDS PASSING	**3343**	**2849**
Avg. Per Game	208.9	178.1
Sacked/Yards Lost	41/261	25/165
Gross Yards	3604	3014
Att./Completions	553/308	418/241
Completion Pct.	55.7	57.7
Had Intercepted	24	10
PUNTS/AVERAGE	**71/43.2**	**76/45.6**
NET PUNTING AVG.	**71/38.7**	**76/39.0**
PENALTIES/YARDS	**135/1130**	**127/985**
FUMBLES/BALL LOST	**23/19**	**19/9**
TOUCHDOWNS	**23**	**43**
Rushing	8	16
Passing	15	20
Returns	0	7

Score by Periods	Q1	Q2	Q3	Q4	OT	TOT
Team	47	97	22	69	0	235
Opponents	103	126	59	110	0	398

SCORING	TD	Ru	Pa	Rt	PAT	FG	S	TP
Carney	0	0	0	0	22/22	25/32	0	97
Stallworth	7	0	7	0			0	42
Henderson	3	0	3	0			0	18
McAllister	3	3	0	0			0	18
A. Smith	3	3	0	0			0	18
Brooks	2	2	0	0			0	12
Hakim	2	0	2	0			0	12
Conwell	1	0	1	0			0	6
Hilton	1	0	1	0			0	6
Horn	1	0	1	0			0	6
Team	**23**	**8**	**15**	**0**	**22/22**	**25/32**	**0**	**235**
Opponents	**43**	**16**	**20**	**7**	**43/43**	**31/39**	**2**	**398**

2-Pt. Conversions: Team 0-1, Opponents 0-0

SACKS: W. Smith 8.5, Bryant 4, Howard 3.5, F. Thomas 3, Grant 2.5, Craft 1, D. Smith 1, Watson 1, Whitehead 0.5, **Team 25**, **Opponents 41**

RUSHING	No	Yds	Avg	LG	TD
A. Smith	166	659	4.0	42	3
Stecker	95	363	3.8	32	0
McAllister	93	335	3.6	26	3
Brooks	45	281	6.2	22	2
A. Thomas LG	43	92	2.1	12	0
A. Thomas TM	7	12	1.7	4	0
Bouman	8	15	1.9	6	0
Karney	6	12	2.0	3	0
Henderson	1	9	9.0	9	0
Stallworth	2	2	1.0	3	0
Team	**423**	**1688**	**4.0**	**42**	**8**
Opponents	**503**	**2145**	**4.3**	**64**	**16**

RECEIVING	No	Yds	Avg	Long	TD
Stallworth	70	945	13.5	43	7
Horn	49	654	13.3	30	1
Hilton	35	396	11.3	29	1
Stecker	35	281	8.0	41	0
Hakim	34	489	14.4	42	2
Henderson	22	343	15.6	66	3
McAllister	17	117	6.9	22	0
Conwell	13	165	12.7	31	1
A. Smith	12	46	3.8	8	0
Karney	10	61	6.1	10	0
Hall	6	36	6.0	8	0
A. Thomas LG	4	13	3.3	6	0
A. Thomas TM	2	8	4.0	6	0
Poole	3	63	21.0	42	0
Team	**308**	**3604**	**11.7**	**66**	**15**
Opponents	**241**	**3014**	**12.5**	**68**	**20**

INTERCEPTIONS	No	Yds	Avg	Long	TD
Craft	3	63	21.0	39	0
D. Smith	2	53	26.5	28	0
F. Thomas	2	4	2.0	4	0
Bullocks	1	51	51.0	51	0
McKenzie	1	11	11.0	11	0
Slaughter	1	0	0.0	0	0
Team	**10**	**182**	**18.2**	**51**	**0**
Opponents	**24**	**456**	**19.0**	**95t**	**3**

PUNTING	No	Yds	Avg	Net	TB	I20	LG	B
Berger	71	3066	43.2	38.7	3	28	69	0
Team	71	3066	43.2	38.7	3	28	69	0
Opponents	76	3462	45.6	39.0	9	23	59	0

PUNT RET	Ret	FC	Yds	Avg	LG	TD
Hakim	34	4	260	7.6	42	0
Stallworth	7	1	52	7.4	27	0
Lewis	4	0	8	2.0	5	0
F. Thomas	1	0	0	0.0	0	0
Team	**46**	**5**	**320**	**7.0**	**42**	**0**
Opponents	**33**	**26**	**260**	**7.9**	**23**	**0**

KICKOFF RET	No	Yds	Avg	LG	TD
Stecker	31	672	21.7	46	0
McAfee	22	485	22.0	34	0
Hakim	9	171	19.0	29	0
Lewis	8	137	17.1	20	0
Hall	2	9	4.5	5	0
Whitehead	2	12	6.0	12	0
A. Smith	1	30	30.0	30	0
Team	**75**	**1516**	**20.2**	**46**	**0**
Opponents	**61**	**1404**	**23.0**	**82**	**0**

FIELD GOALS	1-19	20-29	30-39	40-49	50+
Carney	1/ 1	12/13	4/ 6	8/12	0/0
Team	**1/ 1**	**12/13**	**4/ 6**	**8/12**	**0/0**
Opponents	**0/ 0**	**10/10**	**13/15**	**8/12**	**0/2**

Carney: (29G,48G,47G) (21G,29N) (22G) (23G,40G,32N,20G,37G) (33G,43N,43N) (19G,47B) (45B,22G) (26G,49G) (22G) (30N,46G) ( ) (26G) (47G) (44G) (35G,47G,33G,20G) (25G,24G)

Opponents: (39G,46G) (39G,30G) (24G,33N,28G,48G,34G) (45N) (26G) (37G,36G) (48N) (37G,36G,41G,46G,36N) (35G,47N,28G) (37G) (29G,45G,41G,38G,53N) (43B,28G) (43G,20G) (32G,50N,29G) (21G,39G) (46G,26G)

2005 NFC SOUTH STANDINGS
Saints Finish: 4th place

	W	L	T	Pct.
Tampa Bay	11	5	0	.688
Carolina	11	5	0	.688
Atlanta	8	8	0	.500
New Orleans	**3**	**13**	**0**	**.188**

PASSING	Att	Cmp	Yds	Cmp%	Yds/Att	TD	TD%	Int	Int%	Long	Sk/Yds	Rating
Brooks	431	240	2882	55.7	6.69	13	3.0	17	3.9	66	33/202	70.0
Bouman	122	68	722	55.7	5.92	2	1.6	7	5.7	43	8/59	54.7
Team	**553**	**308**	**3604**	**55.7**	**6.52**	**15**	**2.7**	**24**	**4.3**	**66**	**41/261**	**66.6**
Opponents	**418**	**241**	**3014**	**57.7**	**7.21**	**20**	**4.8**	**10**	**2.4**	**68**	**25/165**	**86.2**

SAINTS STATISTICS

2006 RECORD: 10-6 FINISH: 1st-NFC SOUTH

Date	W/L	Score	Opponent	Attendance
09/10	W	19-14	at Cleveland	72,915
09/17	W	34-27	at Green Bay	70,602
09/25	**W**	**23-3**	**ATLANTA**	**70,003**
10/01	L	18-21	at Carolina	73,392
10/08	**W**	**24-21**	**TAMPA BAY**	**68,183**
10/15	**W**	**27-24**	**PHILADELPHIA**	**68,269**
10/29	**L**	**22-35**	**BALTIMORE**	**69,152**
11/05	W	31-14	at Tampa Bay	65,561
11/12	L	31-38	at Pittsburgh	61,911
11/19	**L**	**16-31**	**CINCINNATI**	**68,001**
11/26	W	31-13	at Atlanta	70,933
12/03	**W**	**34-10**	**SAN FRANCISCO**	**68,241**
12/10	W	42-17	at Dallas	63,722
12/17	**L**	**10-16**	**WASHINGTON**	**69,052**
12/24	W	30-7	at New York Giants	78,539
12/31	**L**	**21-31**	**CAROLINA**	**69,569**

TEAM STATISTICS	N.O.	OPP
Total First Downs	**330**	**262**
Rushing	99	96
Passing	207	148
Penalty	24	18
3rd Down: Made/Att	105/234	69/199
3rd Down Pct.	44.9	34.7
4th Down: Made/Att	12/20	6/13
4th Down Pct.	60.0	46.2
POSSESSION AVG.	**31:53**	**28:07**
TOTAL NET YARDS	**6264**	**4917**
Avg. Per Game	391.5	307.3
Total Plays	1075	930
Avg. Per Play	5.8	5.3
NET YARDS RUSHING	**1761**	**2063**
Avg. Per Game	110.1	128.9
Total Rushes	472	418
NET YARDS PASSING	**4503**	**2854**
Avg. Per Game	281.4	178.4
Sacked/Yards Lost	23/123	38/268
Gross Yards	4626	3122
Att./Completions	580/372	474/267
Completion Pct.	64.1	56.3
Had Intercepted	13	11
PUNTS/AVERAGE	**77/43.8**	**96/43.6**
NET PUNTING AVG.	**77/37.5**	**96/38.0**
PENALTIES/YARDS	**79/597**	**89/674**
FUMBLES/BALL LOST	**23/10**	**22/8**
TOUCHDOWNS	**49**	**40**
Rushing	19	10
Passing	27	26
Returns	3	4

SCORE BY PERIODS	Q1	Q2	Q3	Q4	OT	PTS
Team	82	136	82	113	0	413
Opponents	95	57	80	90	0	322

SCORING	TD	Ru	Pa	Rt	PAT	FG	S	TP
Carney	0	0	0	0	46/47	23/25	0	115
McAllister	11	10	0	1			0	66
Bush	9	6	2	1			0	54
Colston	8	0	8	0			0	48
Henderson	6	1	5	0			0	36
Horn	4	0	4	0			0	26
Copper	3	0	3	0			0	18
Karney	3	1	2	0			0	18
Branch	1	0	1	0			0	6
Conwell	1	0	1	0			0	6
Deloatch	1	0	0	1			0	6
Jones	1	0	1	0			0	6
McAfee	1	1	0	0			0	6
Miller	0	0	0	0			0	2
Cundiff	0	0	0	0	0/0	0/1	0	0
Team	**49**	**19**	**27**	**3**	**46/47**	**23/26**	**0**	**413**
Opponents	**40**	**10**	**26**	**4**	**40/40**	**14/18**	**0**	**322**

2-Pt. Conversions: Horn, Miller, **Team 2-2, Opp. 0-0**

SACKS: Smith 10.5, Grant 6, Young 5.5, Shanle 4, Fujita 3.5, H. Thomas 3.5, Cooper 1, Harper 1, Lake 1, Simoneau 1, Whitehead 1, **Team 38; Opp. 23**

RUSHING	No	Yds	Avg	LG	TD
McAllister	244	1057	4.3	57	10
Bush	155	565	3.6	18	6
Karney	11	33	3.0	8	1
Brees	42	32	0.8	16	0
Branch	10	29	2.9	9	0
Henderson	2	14	7.0	11t	1
McAfee	3	12	4.0	6t	1
Stecker	4	11	2.8	4	0
Copper	1	8	8.0	8	0
Team	**472**	**1761**	**3.7**	**57**	**19**
Opponents	**418**	**2063**	**4.9**	**77t**	**10**

RECEIVING	No	Yds	Avg	Long	TD
Bush	88	742	8.4	74	2
Colston	70	1038	14.8	86t	8
Horn	37	679	18.4	72t	4
Henderson	32	745	23.3	76t	5
McAllister	30	198	6.6	24	0
Copper	23	385	16.7	48t	3
Stecker	19	190	10.0	48	0
Campbell	18	164	9.1	33	0
Karney	15	96	6.4	12	2
Miller	14	129	9.2	22	0
Conwell	8	57	7.1	15	1
Jones	6	108	18.0	41	1
Branch	5	14	2.8	7t	1
Owens	4	44	11.0	25	0
Lawrie	1	17	17.0	17	0
McIntyre TM	1	10	10.0	10	0
L. Moore	1	10	10.0	10	0
Team	**372**	**4626**	**12.4**	**86t**	**27**
Opponents	**267**	**3122**	**11.7**	**60t**	**26**

INTERCEPTIONS	No	Yds	Avg	Long	TD
McKenzie	2	54	27.0	54	0
Fujita	2	19	9.5	19	0
Bullocks	2	14	7.0	14	0
Stoutmire	2	10	5.0	10	0
Thomas	1	9	9.0	9	0
Craft	1	0	0.0	0	0
Simoneau	1	0	0.0	0	0
Team	**11**	**106**	**9.6**	**54**	**0**
Opponents	**13**	**180**	**13.8**	**52t**	**4**

PUNTING	No	Yds	Avg	Net	TB	In	Lg	B
Weatherford	77	3369	43.8	37.5	10	19	59	0
Team	**77**	**3369**	**43.8**	**37.5**	**10**	**19**	**59**	**0**
Opponents	**96**	**4181**	**43.6**	**38.0**	**8**	**30**	**65**	**1**

PUNT RETURNS	Ret	FC	Yds	Avg	Long	TD
Bush	28	2	216	7.7	65t	1
Lewis	16	10	111	6.9	26	0
L. Moore	6	2	45	7.5	25	0
Bellamy	1	0	0	0.0	0	0
Team	**51**	**14**	**372**	**7.3**	**65t**	**1**
Opponents	**40**	**17**	**279**	**7.0**	**31**	**0**

KICKOFF RET.	No	Yds	Avg	Long	TD
Lewis	37	914	24.7	51	0
Stecker	10	216	21.6	31	0
Jones	6	130	21.7	29	0
Copper	4	79	19.8	25	0
Karney	1	10	10.0	10	0
Lake	1	8	8.0	8	0
McAfee	1	20	20.0	20	0
Team	**60**	**1377**	**23.0**	**51**	**0**
Opponents	**72**	**1598**	**22.2**	**40**	**0**

FIELD GOALS	1-19	20-29	30-39	40-49	50+
Carney	1/1	9/9	7/8	5/6	1/1
Cundiff	0/0	0/0	0/0	0/0	0/1
Team	**1/1**	**9/9**	**7/8**	**5/6**	**1/2**
Opponents	**1/1**	**7/8**	**5/6**	**1/3**	**0/0**

Carney: (43G,25G,21G,20G) (45G,47G) (37G,51G,20G) (31G,43N) (21G) (39G,31G) ( ) (46G) (20G,32N) (24G) (25G) (19G,33G) ( ) (41G) (32G,26G,38G) ( )

Cundiff: ( ) ( ) ( ) ( ) ( ) ( ) ( ) ( ) ( ) ( ) ( ) ( ) ( ) ( ) ( ) ( ) (51N) ( )

Opponents: ( ) (24G,36G) (26G,25B) ( ) ( ) (47G) ( ) ( ) (32G,35N) (21G) (43N,22G,30G) (29G) (43N,24G) (37G, 37G,22G) ( ) (19G)

2006 NFC SOUTH STANDINGS
Saints Finish: 1st place

	W	L	T	Pct.
New Orleans	**10**	**6**	**0**	**.625**
Carolina	8	8	0	.500
Atlanta	7	9	0	.438
Tampa Bay	4	12	0	.250

PASSING	Att	Cmp	Yds	Cmp%	Yds/Att	TD	TD%	Int	Int%	Long	Sack/Lost	Rating
Brees	554	356	4418	64.3	7.97	26	4.7	11	2.0	86t	18/105	96.2
Martin	24	16	208	66.7	8.67	1	4.2	1	4.2	65	5/18	90.3
Bush	1	0	0	0.0	0.00	0	0.0	1	100.0	0	0/0	0.0
Horn	1	0	0	0.0	0.00	0	0.0	0	0.0	0	0/0	39.6
Team	**580**	**372**	**4626**	**64.1**	**7.98**	**27**	**4.7**	**13**	**2.2**	**86t**	**23/123**	**94.9**
Opponents	**474**	**267**	**3122**	**56.3**	**6.59**	**26**	**5.5**	**11**	**2.3**	**60t**	**38/268**	**85.1**

2007 RECORD: 7-9 FINISH: 3rd-NFC SOUTH

Date	W/L	Score	Opponent	Attendance
09/06	L	10-41	at Indianapolis	57,361
09/16	L	14-31	at Tampa Bay	65,178
09/24	**L**	**14-31**	**Tennessee**	**70,002**
10/07	**L**	**13-16**	**Carolina**	**70,001**
10/14	W	28-17	at Seattle	68,296
10/21	**W**	**22-16**	**Atlanta**	**69,994**
10/28	W	31-10	at San Francisco	68,244
11/04	**W**	**41-24**	**Jacksonville**	**70,009**
11/11	**L**	**29-37**	**St. Louis**	**70,003**
11/18	L	10-23	at Houston	70,780
11/25	W	31-6	at Carolina	72,032
12/02	**L**	**23-27**	**Tampa Bay**	**70,009**
12/10	W	34-14	at Atlanta	69,553
12/16	**W**	**31-24**	**Arizona**	**70,007**
12/23	**L**	**23-38**	**Philadelphia**	**70,011**
12/30	L	25-33	at Chicago	62,064

TEAM STATISTICS	N.O.	OPP
Total First Downs	**346**	**288**
Rushing	94	80
Passing	232	196
Penalty	20	12
3rd Down: Made/Att	99/214	86/206
3rd Down Pct.	46.3	41.7
4th Down: Made/Att	11/25	7/19
4th Down Pct.	44.0	36.8
POSSESSION AVG.	**31:09**	**28:51**
TOTAL NET YARDS	**5780**	**5570**
Avg. Per Game	361.3	348.1
Total Plays	1060	964
Avg. Per Play	5.5	5.8
NET YARDS RUSHING	**1466**	**1646**
Avg. Per Game	91.6	102.9
Total Rushes	392	408
NET YARDS PASSING	**4314**	**3924**
Avg. Per Game	269.6	245.3
Sacked/Yards Lost	16/109	32/198
Gross Yards	4423	4122
Att./Completions	652/440	524/327
Completion Pct.	67.5	62.4
Had Intercepted	18	13
PUNTS/AVERAGE	**63/43.8**	**67/43.6**
NET PUNTING AVG.	**63/37.2**	**67/39.8**
PENALTIES/YARDS	**68/581**	**89/685**
FUMBLES/BALL LOST	**25/12**	**27/10**
TOUCHDOWNS	**47**	**44**
Rushing	14	7
Passing	28	32
Returns	5	5

SCORE BY PERIODS	Q1	Q2	Q3	Q4	OT	PTS
Team	89	130	94	66	0	379
Opponents	105	104	69	110	0	388

SCORING	TD	Ru	Pa	Rt	PAT	FG	S	TP
Colston	11	0	11	0			0	66
Mare	0	0	0	0	34/34	10/17	0	64
Bush	6	4	2	0			0	42
Stecker	5	5	0	0			0	30
Gramatica LG	0	0	0	0	8/8	5/5	0	23
Gramatica TM	0	0	0	0	8/8	5/5	0	23
P. Thomas	3	1	1	1			0	20
Henderson	3	0	3	0			0	18
Moore	3	1	2	0			0	18
Patten	3	0	3	0			0	18
Copper	2	0	2	0			0	12
Johnson	2	0	2	0			0	12
Karney	2	2	0	0			0	12
McKenzie	2	0	0	2			0	12
Miller	2	0	2	0			0	12
Brees	1	1	0	0			0	6
David	1	0	0	1			0	6
Harper	1	0	0	1			0	6
W. Smith	0	0	0	0			1	2
Martin	0	0	0	0	0/0	0/0	0	0
Team	47	14	28	5	42/42	15/22	1	379
Opponents	44	7	32	5	44/44	26/30	1	388

2-Pt. Conversions: Bush 3, P. Thomas, **Team 4-5, Opp. 0-0**

SACKS: W. Smith 7, Harper 4, Wynn 3.5, Fujita 3, H. Thomas 3, B. Young 3, Grant 2.5, Simoneau 2, Bullocks 1, Lake 1, Simmons 1, Clancy 0.5, Cooper 0.5, **Team 32; Opp. 16**

RUSHING	No	Yds	Avg	LG	TD
Bush	157	581	3.7	22	4
Stecker	115	448	3.9	26	5
P. Thomas	52	252	4.8	24t	1
McAllister	24	92	3.8	15	0
Brees	23	52	2.3	9	1
Henderson	2	20	10.0	15	0
Karney	11	17	1.5	10	2
Moore	2	7	3.5	7t	1
Weatherford	1	5	5.0	5	0
Barclay LG	1	3	3.0	3	0
Martin	3	-3	-1.0	-1	0
Patten	2	-5	-2.5	1	0
Team	**392**	**1466**	**3.7**	**26**	**14**
Opponents	**408**	**1646**	**4.0**	**43**	**7**

RECEIVING	No	Yds	Avg	Long	TD
Colston	98	1202	12.3	45	11
Bush	73	417	5.7	25	2
Patten	54	792	14.7	58	3
Johnson	48	378	7.9	22	2
Stecker	36	211	5.9	26	0
Moore	32	302	9.4	22	2
Miller	27	328	12.1	57	2
Henderson	20	409	20.5	54	3
P. Thomas	17	151	8.9	17	1
Copper	15	126	8.4	21	2
Karney	13	78	6.0	11	0
McAllister	4	15	3.8	7	0
Barclay LG	2	13	6.5	7	0
Brees	2	10	5.0	8	0
Owens TM	1	4	4.0	4	0
Team	**440**	**4423**	**10.1**	**58**	**28**
Opponents	**327**	**4122**	**12.6**	**80t**	**32**

INTERCEPTIONS	No	Yds	Avg	Long	TD
McKenzie	3	161	53.7	75t	2
Harper	3	58	19.3	31t	1
David	3	21	7.0	19	0
Craft	2	21	10.5	21	0
Bullocks	2	6	3.0	6	0
Team	**13**	**267**	**20.5**	**75t**	**3**
Opponents	**18**	**336**	**18.7**	**83t**	**2**

PUNTING	No	Yds	Avg	Net	TB	In	Lg	B
Weatherford	63	2757	43.8	37.2	4	20	61	0
Team	**63**	**2757**	**43.8**	**37.2**	**4**	**20**	**61**	**0**
Opponents	**67**	**2924**	**43.6**	**39.8**	**3**	**28**	**60**	**0**

PUNT RETURNS	Ret	FC	Yds	Avg	Long	TD
Moore	20	15	185	9.3	48	0
Barclay LG	3	1	34	11.3	19	0
Bush	3	0	12	4.0	10	0
Craft	1	0	0	0.0	0	0
David	0	1	0	---	---	0
Team	**24**	**16**	**197**	**8.2**	**48**	**0**
Opponents	**35**	**11**	**335**	**9.6**	**64t**	**1**

KICKOFF RET.	No	Yds	Avg	Long	TD
P. Thomas	36	865	24.0	64	0
Barclay LG	19	402	21.2	37	0
Barclay TM	5	98	19.6	28	0
Moore	17	318	18.7	32	0
Stecker	6	137	22.8	41	0
Copper	2	49	24.5	25	0
Patten	2	20	10.0	10	0
Cooper	1	8	8.0	8	0
Lake	1	10	10.0	10	0
Miller	1	8	8.0	8	0
Team	**71**	**1513**	**21.3**	**64**	**0**
Opponents	**56**	**1256**	**22.4**	**100t**	**1**

FIELD GOALS	1-19	20-29	30-39	40-49	50+
Mare	0/0	4/5	3/4	2/3	1/5
Gramatica LG	0/0	0/0	2/2	2/2	1/1
Gramatica TM	0/0	0/0	2/2	2/2	1/1
Team	**0/0**	**4/5**	**5/6**	**4/5**	**2/6**
Opponents	**0/0**	**10/11**	**10/10**	**3/4**	**3/5**

Mare: (52N,34G) (38N) ( ) (25G,28G,20B,54N) ( ) ( ) (26G) (46G,43N,52N,34G) ( ) (52G) (46G,57N) ( ) (23G,36G) ( ) ( ) ( )

Gramatica: ( ) ( ) ( ) ( ) ( ) ( ) ( ) ( ) ( ) ( ) ( ) ( ) ( ) ( ) ( ) (31G) (55G,35G,46G) (48G)

Opponents: (33G,33G) (27G) (33G,27N) (23G,35G, 52G) (44B,52G) (38G,33G,21G) (29G) (30G) (49G,21G, 44G) (36G,53G,23G) (45G,29G) (27G,53N,31G) ( ) (54N, 26G) (24G) (39G)

2007 NFC SOUTH STANDINGS
Saints Finish: 3rd place

	W	L	T	Pct.
Tampa Bay	9	7	0	.563
Carolina	7	9	0	.438
New Orleans	**7**	**9**	**0**	**.438**
Atlanta	4	12	0	.250

PASSING	Att	Cmp	Yds	Cmp%	Yds/Att	TD	TD%	Int	Int%	Long	Sack/Lost	Rating
Brees	652	440	4423	67.5	6.78	28	4.3	18	2.8	58	16/109	89.4
Team	**652**	**440**	**4423**	**67.5**	**6.78**	**28**	**4.3**	**18**	**2.8**	**58**	**16/109**	**89.4**
Opponents	**524**	**327**	**4122**	**62.4**	**7.87**	**32**	**6.1**	**13**	**2.5**	**80t**	**32/198**	**96.9**

SAINTS STATISTICS

2008 RECORD: 8-8 FINISH: 4th-NFC SOUTH

Date	W/L	Score	Opponent	Attendance
09/07	**W**	**24-20**	**Tampa Bay**	**69,881**
09/14	L	24-29	at Washington	88,246
09/21	L	32-34	at Denver	75,713
09/28	**W**	**31-17**	**San Francisco**	**70,008**
10/06	**L**	**27-30**	**Minnesota**	**70,015**
10/12	**W**	**34- 3**	**Oakland**	**70,068**
10/19	L	7-30	at Carolina	73,687
10/26	**W**	**37-32**	**San Diego**	**83,226**
11/09	L	20-34	at Atlanta	64,826
11/16	W	30-20	at Kansas City	74,159
11/24	**W**	**51-29**	**Green Bay**	**70,668**
11/30	L	20-23	at Tampa Bay	64,430
12/07	**W**	**29-25**	**Atlanta**	**70,011**
12/11	Lot	24-27	at Chicago	61,692
12/21	W	42- 7	at Detroit	49,309
12/28	**L**	**31-33**	**Carolina**	**69,999**

TEAM STATISTICS	N.O.	OPP
Total First Downs	**354**	**299**
Rushing	103	100
Passing	232	180
Penalty	19	19
3rd Down: Made/Att	97/200	82/206
3rd Down Pct.	48.5	39.8
4th Down: Made/Att	10/18	8/14
4th Down Pct.	55.6	57.1
POSSESSION AVG.	**30:23**	**29:37**
TOTAL NET YARDS	**6571**	**5432**
Avg. Per Game	410.7	339.5
Total Plays	1047	999
Avg. Per Play	6.3	5.4
NET YARDS RUSHING	**1594**	**1885**
Avg. Per Game	99.6	117.8
Total Rushes	398	445
NET YARDS PASSING	**4977**	**3547**
Avg. Per Game	311.1	221.7
Sacked/Yards Lost	13/92	28/161
Gross Yards	5069	3708
Att./Completions	636/413	526/299
Completion Pct.	64.9	56.8
Had Intercepted	18	15
PUNTS/AVERAGE	**53/44.6**	**66/41.1**
NET PUNTING AVG.	**35.9**	**35.2**
PENALTIES/YARDS	**86/797**	**84/637**
FUMBLES/BALL LOST	**18/8**	**16/7**
TOUCHDOWNS	**57**	**41**
Rushing	20	14
Passing	34	21
Returns	3	6

SCORE BY PERIODS	Q1	Q2	Q3	Q4	OT	PTS
Saints	67	154	115	127	0	463
Opponents	80	141	69	100	3	393

SCORING	TD	Ru	Pa	Rt	PAT	FG	S	TP
P.Thomas	12	9	3	0			0	72
Hartley	0	0	0	0	28/28	13/13	0	67
Moore	10	0	10	0			0	60
Bush	9	2	4	3			0	54
McAllister	6	5	1	0			0	36
Gramatica	0	0	0	0	16/16	6/10	0	34
Colston	5	0	5	0			0	30
Meachem	4	1	3	0			0	24
Henderson	3	0	3	0			0	18
Mehlhaff	0	0	0	0	9/10	3/4	0	18
Campbell	2	0	2	0			0	12
Karney	2	2	0	0			0	12
Bell	1	1	0	0			0	6
Miller	1	0	1	0			0	6
Patten	1	0	1	0			0	6
Stecker	1	0	1	0			0	6
Grant	0	0	0	0			1	2
Saints	**57**	**20**	**34**	**3**	**53/54**	**22/27**	**1**	**463**
Opponents	**41**	**14**	**21**	**6**	**37/37**	**34/39**	**1**	**393**

2-Pt. Conversions: Team 0-3, Opp. 3-4

SACKS: McCray 6, Ellis 4, Charleston 3, Grant 3, Smith 3, Clancy 2, Shanle 2, Gay 1, Porter 1, Reis 1, Vilma 1, B.Young 1, **Saints 28, Opp. 13**

RUSHING	No	Yds	Avg	LG	TD
P.Thomas	129	625	4.8	42t	9
McAllister	107	418	3.9	19	5
Bush	106	404	3.8	43	2
Stecker	8	43	5.4	12	0
Bell	13	42	3.2	15	1
Henderson	4	33	8.3	30	0
Meachem	1	20	20.0	20t	1
Karney	8	10	1.3	3	2
Brees	22	-1	0.0	9	0
Saints	**398**	**1594**	**4.0**	**43**	**20**
Opponents	**445**	**1885**	**4.2**	**46**	**14**

RECEIVING	No	Yds	Avg	Long	TD
Moore	79	928	11.7	70t	10
Bush	52	440	8.5	42t	4
Shockey	50	483	9.7	26	0
Colston	47	760	16.2	70t	5
Miller	45	579	12.9	41	1
Henderson	32	793	24.8	84t	3
P. Thomas	31	284	9.2	24	3
McAllister	18	128	7.1	20	1
Meachem	12	289	24.1	74	3
Campbell	12	121	10.1	29	2
Patten	11	162	14.7	39t	1
Stecker	9	52	5.8	12	1
Karney	9	18	2.0	7	0
Sobomehin	2	8	4.0	10	0
Ryan TM	2	7	3.5	5	0
Bell	1	14	14.0	14	0
Ortega	1	3	3.0	3	0
Saints	**413**	**5069**	**12.3**	**84t**	**34**
Opponents	**299**	**3708**	**12.4**	**67t**	**21**

INTERCEPTIONS	No	Yds	Avg	Long	TD
David	5	83	16.6	42	0
Fujita	2	19	9.5	17	0
Kaesviharn	2	13	6.5	13	0
U.Young	2	3	1.5	3	0
Porter	1	25	25.0	25	0
Bullocks	1	23	23.0	23	0
McKenzie	1	14	14.0	14	0
Vilma	1	8	8.0	8	0
Saints	**15**	**188**	**12.5**	**42**	**0**
Opponents	**18**	**270**	**15.0**	**95t**	**2**

PUNTING	No	Yds	Avg	Net	TB	In	Lg	B
Weatherford TM	26	1094	42.1	34.2	3	5	61	0
Pakulak	24	1144	47.7	37.8	2	3	70	0
Graham TM	3	126	42.0	35.3	0	1	44	0
Saints	**53**	**2364**	**44.6**	**35.9**	**5**	**9**	**70**	**0**
Opponents	**66**	**2711**	**41.1**	**35.2**	**4**	**23**	**65**	**0**

PUNT RET	Ret	FC	Yds	Avg	Long	TD
Bush	20	3	270	13.5	71t	3
Moore	6	13	40	6.7	11	0
Green	0	1	0	---	---	0
Saints	**26**	**17**	**310**	**11.9**	**71t**	**3**
Opponents	**34**	**7**	**363**	**10.7**	**42**	**0**

KICKOFF RET	No	Yds	Avg	Long	TD
P.Thomas	31	793	25.6	88	0
Roby LG	24	573	23.9	62	0
Roby TM	19	472	24.8	62	0
Green	4	133	33.3	60	0
Copper TM	2	35	17.5	18	0
Stecker	2	10	5.0	10	0
Moore	1	36	36.0	36	0
Meachem	1	9	9.0	9	0
Ortega	1	8	8.0	8	0
Campbell	1	0	0.0	0	0
Saints	**62**	**1496**	**24.1**	**88**	**0**
Opponents	**76**	**1827**	**24.0**	**83t**	**1**

FIELD GOALS	1-19	20-29	30-39	40-49	50+
Hartley	0/ 0	5/ 5	4/ 4	4/ 4	0/0
Gramatica	0/ 0	0/ 0	3/ 3	2/ 5	1/2
Mehlhaff	0/ 0	1/ 1	1/ 2	1/ 1	0/0
Saints	**0/ 0**	**6/ 6**	**8/ 9**	**7/ 10**	**1/2**
Opponents	**0/ 0**	**13/13**	**15/16**	**5/ 7**	**1/3**

Hartley: ( ) ( ) ( ) ( ) ( ) ( ) ( ) ( ) (24G,44G) (30G,23G,35G) (30G) (47G,43G) (26G,46G,25G) (30G) ( ) (21G)

Gramatica: (34G) (49G) (43G,51N,43N) (31G) (46B,35G,53G,46N) ( ) ( ) ( ) ( ) ( ) ( ) ( ) ( ) ( ) ( ) ( )

Mehlhaff: ( ) ( ) ( ) ( ) ( ) (31N,44G,33G) ( ) (23G) ( ) ( ) ( ) ( ) ( ) ( ) ( ) ( )

Opponents: (37G,33G) (49N,22G,36G,30N,35G) (27G,34G) (47G,49G,38G) (53G,33G,30G) (24G,57N,59N) (39G,48G,28G) (33G,24G,31G) (22G,27G) (20G,21G) ( ) (38G,23G,37G) (23G) (28G,35G) ( ) (45G,26G,34G,41N,42G)

2008 NFC SOUTH STANDINGS

Saints Finish: 4th Place

Carolina	12	4	0	.750
Atlanta	11	5	0	.688
Tampa Bay	9	7	0	.563
New Orleans	**8**	**8**	**0**	**.500**

PASSING	Att	Cmp	Yds	Cmp%	Yds/Att	TD	TD%	Int	Int%	Long	Sack/Lost	Rating
Brees	635	413	5069	65.0	7.98	34	5.4	17	2.7	84t	13/92	96.2
Moore	1	0	0	0.0	0.0	0	0.0	1	100.0	---	0/0	0.0
Saints	**636**	**413**	**5069**	**64.9**	**7.97**	**34**	**5.3**	**18**	**2.8**	**84t**	**13/92**	**95.4**
Opponents	**526**	**299**	**3708**	**56.8**	**7.05**	**21**	**4.0**	**15**	**2.9**	**67t**	**28/161**	**80.3**

2009 RECORD: 13-3 FINISH: 1st-NFC SOUTH

Date	W/L	Score	Opponent	Attendance
09/13	**W**	**45-27**	**Detroit**	**69,719**
09/20	W	48-22	at Philadelphia	69,144
09/27	W	27-7	at Buffalo	70,261
10/04	**W**	**24-10**	**New York Jets**	**70,009**
10/18	**W**	**48-27**	**New York Giants**	**70,011**
10/25	W	46-34	at Miami	66,689
11/02	**W**	**35-27**	**Atlanta**	**70,088**
11/08	**W**	**30-20**	**Carolina**	**70,011**
11/15	W	28-23	at St. Louis	59,858
11/22	W	38-7	at Tampa Bay	62,720
11/30	**W**	**38-17**	**New England**	**70,768**
12/06	W	33-30 OT	at Washington	84,520
12/13	W	26-23	at Atlanta	68,930
12/19	**L**	**17-24**	**Dallas**	**70,213**
12/27	**L**	**17-20 OT**	**Tampa Bay**	**70,021**
1/03	L	10-23	at Carolina	73,047

TEAM STATISTICS	N.O.	OPP
Total First Downs	**348**	**310**
Rushing	115	111
Passing	215	175
Penalty	18	24
3rd Down: Made/Att	88/197	82/216
3rd Down Pct.	44.7	38.0
4th Down: Made/Att	6/15	11/24
4th Down Pct.	40.0	45.8
POSSESSION AVG.	**31:10**	**28:50**
TOTAL NET YARDS	**6461**	**5724**
Avg. Per Game	403.8	357.8
Total Plays	1032	1044
Avg. Per Play	6.3	5.5
NET YARDS RUSHING	**2106**	**1955**
Avg. Per Game	131.6	122.2
Total Rushes	468	435
NET YARDS PASSING	**4355**	**3769**
Avg. Per Game	272.2	235.6
Sacked/Yards Lost	20/135	35/192
Gross Yards	4490	3961
Att./Completions	544/378	574/330
Completion Pct.	69.5	57.5
Had Intercepted	12	26
PUNTS/AVERAGE	**58/43.6**	**71/43.0**
NET PUNTING AVG.	**58/36.0**	**71/38.9**
PENALTIES/YARDS	**89/787**	**86/717**
FUMBLES/BALL LOST	**25/16**	**18/13**
TOUCHDOWNS	**64**	**37**
Rushing	21	19
Passing	34	15
Returns	9	3

SCORE BY PERIODS	Q1	Q2	Q3	Q4	OT	PTS
Team	85	176	107	139	3	510
Opponents	106	93	91	49	3	341

SCORING	TD	Ru	Pa	Rt	PAT	FG	S	TP
Carney	0	0	0	0	50/52	13/17	0	89
Meachem	10	0	9	1			0	60
Colston	9	0	9	0			0	54
Bush	8	5	3	0			0	48
P. Thomas	8	6	2	0			0	48
Hartley	0	0	0	0	10/11	9/11	0	37
Bell	5	5	0	0			0	30
H. Evans	3	1	2	0			0	18
Sharper	3	0	0	3			0	18
Shockey	3	0	3	0			0	18
Brees	2	2	0	0			0	12
Hamilton	2	2	0	0		0	12	
Henderson	2	0	2	0			0	12
Moore	2	0	2	0			0	12
Ayodele	1	0	0	1			0	6
Dinkins	1	0	1	0			0	6

SCORING	TD	Ru	Pa	Rt	PAT	FG	S	TP
Greer	1	0	0	1			0	6
Hargrove	1	0	0	1			0	6
Porter	1	0	0	1			0	6
Roby	1	0	0	1			0	6
D. Thomas	1	0	1	0			0	6
Team	**64**	**21**	**34**	**9**	**60/63**	**22/28**	**0**	**510**
Opponents	**37**	**19**	**15**	**3**	**36/36**	**27/32**	**1**	**341**

2-Pt. Conversions: Team 0-1, Opp. 0-1

SACKS: Smith 13, Grant 5.5, Hargrove 5, Ellis 2, Vilma 2, Ayodele 1.5, Rom. Harper 1.5, McCray 1.5, Fujita 1, Gay 1, Sharper 0.5, Torrence 0.5 **Saints 35, Opp. 20**

RUSHING	No	Yds	Avg	LG	TD
P. Thomas	147	793	5.4	34t	6
Bell	172	654	3.8	35	5
Bush	70	390	5.6	55	5
Hamilton	35	125	3.6	19	2
Meachem	6	82	13.7	41	0
Brees	22	33	1.5	10	2
H. Evans	5	16	3.2	6	1
Henderson	4	13	3.3	13	0
Colston	1	6	6.0	6	0
Eckel	2	6	3.0	7	0
Brunell	4	-12	-3.0	-1	0
Team	**468**	**2106**	**4.5**	**55**	**21**
Opponents	**435**	**1955**	**4.5**	**68t**	**19**

Receiving	No	Yds	Avg	Long	TD
Colston	70	1074	15.3	68	9
Henderson	51	804	15.8	75t	2
Shockey	48	569	11.9	66	3
Bush	47	335	7.1	29	3
Meachem	45	722	16.0	54t	9
P. Thomas	39	302	7.7	36	2
D. Thomas	35	356	10.2	37	1
Moore	14	153	10.9	22	2
H. Evans	10	70	7.0	13t	2
Hamilton	5	48	9.6	16	0
Dinkins	5	22	4.4	8	1
Bell	4	12	3.0	9	0
Eckel	2	14	7.0	8	0
Humphrey	1	7	7.0	7	0
Roby	1	6	6.0	6	0
Brees	1	-4	-4.0	-4	0
Team	**378**	**4490**	**11.9**	**75t**	**34**
Opponents	**330**	**3961**	**12.0**	**71t**	**15**

INTERCEPTIONS	NO	YDS	AVG	LONG	TD
Sharper	9	376	41.8	99t	3
Porter	4	72	18.0	54t	1
Vilma	3	25	8.3	11	0
Greer	2	59	29.5	48t	1
Shanle	2	16	8.0	13	0
Reis	1	33	33.0	33	0
Gay	1	25	25.0	25	0
Young	1	24	24.0	24	0
Jenkins	1	14	14.0	14	0
McKenzie	1	8	8.0	8	0
Smith	1	0	0.0	0	0
Team	**26**	**652**	**25.1**	**99t**	**5**
Opponents	**12**	**133**	**11.1**	**41**	**0**

PUNTING	No	Yds	Avg	Net	TB	In	Lg	B
Morstead	58	2528	43.6	36.0	4	18	60	0
Team	**58**	**2528**	**43.6**	**36.0**	**4**	**18**	**60**	**0**
Opponents	**71**	**3055**	**43.0**	**38.9**	**7**	**19**	**61**	**0**

PUNT RETURNS	Ret	FC	Yds	Avg	Long	TD
Bush	27	9	130	4.8	23	0
Henderson	4	5	16	4.0	11	0
Moore	1	2	0	0.0	0	0
Sharper	1	1	6	6.0	6	0
Team	**33**	**17**	**152**	**4.6**	**23**	**0**
Opponents	**25**	**13**	**358**	**14.3**	**77t**	**1**

KICKOFF RET.	No	Yds	Avg	Long	TD
Roby	42	1154	27.5	97t	1
Meachem	6	148	24.7	42	0
Hamilton	3	15	5.0	15	0
Bell	2	45	22.5	28	0
Charleston	2	11	5.5	11	0
Dinkins	1	1	1.0	1	0
P. Thomas	1	19	19.0	19	0
Team	**57**	**1393**	**24.4**	**97t**	**1**
Opponents	**74**	**1813**	**24.5**	**87**	**0**

FIELD GOALS	1-19	20-29	30-39	40-49	50+
Carney	0/ 0	6/ 6	5/ 8	2/ 3	0/0
Hartley	1/ 1	3/ 3	5/ 6	0/ 0	0/1
Team	**1/ 1**	**9/ 9**	**10/ 14**	**2/ 3**	**0/1**
Opponents	**0/ 0**	**7/9**	**14/15**	**6/ 6**	**0/2**

Carney: (34B,39G) (23G,25G) (27GG,35G) (34G) () (46G,49N,20G) (37N) (23G,25G,40G) () (38G) (30G,37N) () () () () ()

Hartley: () () () () () () () () () () () (34G,27G,28G,58N,18G) (33G,38G) (34G) (28G,37N) (35G)

Opponents: (47G,24G) (23G,32G) () (38G) (49G,38G) (32G,33G) (34N,51N,25G,40G) (32G,25G) (32G) () (36G,50N) (32G,28G,21G,23N) (36G,30G,27G) (44G,24N) (34G,47G) (41G,39G,37G)

2009 NFC SOUTH STANDINGS
Saints Finish: 1st Place

New Orleans	**13**	**3**	**0**	**.813**
Atlanta	9	7	0	.563
Carolina	8	8	0	.500
Tampa Bay	3	13	0	.188

PASSING	Att	Cmp	Yds	Cmp%	Yds/Att	TD	TD%	Int	Int%	Long	Sack/Lost	Rating
Brees	514	363	4388	70.6	8.54	34	6.6	11	2.1	75t	20/135	109.6
Brunell	30	15	102	50.0	3.40	0	0.0	1	3.3	18	0/0	44.0
Team	**544**	**378**	**4490**	**69.5**	**8.25**	**34**	**6.3**	**12**	**2.2**	**75t**	**20/135**	**106.0**
Opponents	**574**	**330**	**3961**	**57.5**	**6.90**	**15**	**2.6**	**26**	**4.5**	**71t**	**35/192**	**68.6**

SAINTS STATISTICS

2010 RECORD: 11-5 FINISH: 2nd-NFC SOUTH

Date	W/L	Score	Opponent	Attendance
09/09	**W**	**14-9**	**Minnesota**	**70,051**
09/20	W	25-22	at San Francisco	69,732
09/26	**L**	**24-27 OT**	**Atlanta**	**70,051**
10/03	**W**	**16-14**	**Carolina**	**70,016**
10/10	L	20-30	at Arizona	62,621
10/17	W	31-6	at Tampa Bay	51,759
10/24	**L**	**17-30**	**Cleveland**	**70,077**
10/31	**W**	**20-10**	**Pittsburgh**	**70,011**
11/07	W	34-3	at Carolina	73,191
11/21	**W**	**34-19**	**Seattle**	**70,015**
11/25	W	30-27	at Dallas	93,985
12/05	W	34-30	at Cincinnati	59,963
12/12	**W**	**31-13**	**St. Louis**	**70,015**
12/19	L	24-30	at Baltimore	71,432
12/27	W	17-14	at Atlanta	70,144
01/02	**L**	**13-23**	**Tampa Bay**	**70,068**

TEAM STATISTICS	N.O.	OPP
Total First Downs	**351**	**273**
Rushing	94	94
Passing	236	150
Penalty	21	29
3rd Down: Made/Att	106/217	70/203
3rd Down Pct.	48.8	34.5
4th Down: Made/Att	5/11	15/23
4th Down Pct.	45.5	65.2
POSSESSION AVG.	**31:39**	**28:21**
TOTAL NET YARDS	**5960**	**4900**
Avg. Per Game	372.5	306.3
Total Plays	1067	948
Avg. Per Play	5.6	5.2
NET YARDS RUSHING	**1519**	**1797**
Avg. Per Game	94.9	112.3
Total Rushes	380	421
NET YARDS PASSING	**4441**	**3103**
Avg. Per Game	277.6	193.9
Sacked/Yards Lost	26/195	33/250
Gross Yards	4636	3353
Att./Completions	661/450	494/306
Completion Pct.	68.1	61.9
Had Intercepted	22	9
PUNTS/AVERAGE	**57/45.9**	**67/44.7**
NET PUNTING AVG.	**57/38.4**	**67/40.6**
PENALTIES/YARDS	**90/884**	**88/701**
FUMBLES/BALL LOST	**23/9**	**34/16**
TOUCHDOWNS	**44**	**32**
Rushing	9	13
Passing	33	13
Returns	2	6

SCORE BY PERIODS	Q1	Q2	Q3	Q4	OT	PTS
Team	112	93	74	105	0	384
Opponents	33	112	53	106	3	307

SCORING	TD	Ru	Pa	Rt	PAT	FG	S	TP
Hartley	0	0	0	0	40/40	20/25	0	100
Moore	8	0	8	0			0	48
Colston	7	0	7	0			0	42
Graham	5	0	5	0			0	30
Ivory	5	5	0	0			0	30
Meachem	5	0	5	0			0	30
Carney	0	0	0	0	3/3	5/6	0	18
Shockey	3	0	3	0			0	18
Betts	2	2	0	0			0	12
P. Thomas	2	2	0	0			0	12
D. Thomas	2	0	2	0			0	12
Bush	1	0	1	0			0	6
H. Evans	1	0	1	0			0	6
Greer	1	0	0	1			0	6
Henderson	1	0	1	0			0	6

SCORING	TD	Ru	Pa	Rt	PAT	FG	S	TP
Jenkins	1	0	0	1			0	6
Team	**44**	**9**	**33**	**2**	**43/43**	**25/31**	**1**	**384**
Opponents	**32**	**13**	**13**	**6**	**27/29**	**28/34**	**0**	**307**

2-Pt. Conversions: Team 0-1, Opp. 2-3

SACKS: Ellis 6, Smith 5.5, Vilma 4, Charleston 3, Harper 3, A. Brown 2, Wilkerson 2, Ayodele 1, Dunbar 1, Hargrove 1, Jenkins 1, M. Mitchell 1, Torrence 1

Saints 33, Opp. 26

FUM/LOST: Brees 9/2, Ivory 4/2, Bush 2/1, Moore 2/1, Betts 1/1, Daniel 1/0, Graham 1/0, J. Jones (LG) 1/1, J. Jones (TM) 1/1, Roby 1/1, Smith 1/0

RUSHING	No	Yds	Avg	LG	TD
Ivory	137	716	5.2	55t	5
P. Thomas	83	269	3.2	16	2
J. Jones LG	60	223	3.7	54	0
J. Jones TM	48	193	4.0	54	0
Betts	45	150	3.3	12	2
Bush	36	150	4.2	23	0
Daniel	2	16	8.0	16	0
Meachem	4	14	3.5	8	0
Henderson	3	8	2.7	9	0
Graham	1	3	3.0	3	0
H. Evans	2	2	1.0	2	0
Colston	1	1	1.0	1	0
Brees	18	-3	-0.2	7	0
Team	**380**	**1519**	**4.0**	**55t**	**9**
Opponents	**421**	**1797**	**4.3**	**68**	**13**

Receiving	No	Yds	Avg	Long	TD
Colston	84	1023	12.2	43	7
Moore	66	763	11.6	80t	8
Meachem	44	638	14.5	55	5
Shockey	41	408	10.0	31	3
Henderson	34	464	13.6	57	1
Bush	34	208	6.1	20	1
Graham	31	356	11.5	52	5
D. Thomas	30	219	7.3	22	2
P. Thomas	29	201	6.9	23	0
Betts	23	141	6.1	25	0
J. Jones LG	17	59	3.5	13	0
J. Jones TM	17	59	3.5	13	0
Arrington	7	79	11.3	17	0
H. Evans	7	41	5.9	18	1
Ivory	1	17	17.0	17	0
Humphrey	1	12	12.0	12	0
Brees	1	7	7.0	7	0
Team	**450**	**4636**	**10.3**	**80t**	**33**
Opponents	**306**	**3353**	**11.0**	**68**	**13**

INTERCEPTIONS	NO	YDS	AVG	LONG	TD
Jenkins	2	105	52.5	96t	1
Greer	2	50	25.0	26	1
Torrence	1	21	21.0	21	0
Harper	1	6	6.0	6	0
Porter	1	5	5.0	5	0
Vilma	1	5	5.0	5	0
Smith	1	4	4.0	4	0
Team	**9**	**196**	**21.8**	**96t**	**2**
Opponents	**22**	**344**	**15.6**	**66**	**4**

PUNTING	No	Yds	Avg	Net	TB	In	Lg	B
Morstead	57	2618	45.9	38.4	6	21	64	0
Team	**57**	**2618**	**45.9**	**38.4**	**6**	**21**	**64**	**0**
Opponents	**67**	**2993**	**44.7**	**40.6**	**3**	**26**	**59**	**0**

PUNT RETURNS	Ret	FC	Yds	Avg	Long	TD
Bush	14	2	92	6.6	43	0
Moore	11	16	112	10.2	72	0
Porter	2	0	6	3.0	4	0
Team	**27**	**18**	**210**	**7.8**	**72**	**0**
Opponents	**26**	**10**	**310**	**11.9**	**69**	**0**

KICKOFF RET.	No	Yds	Avg	Long	TD
Roby	33	785	23.8	39	0
P. Thomas	7	154	22.0	32	0
Henderson	6	142	23.7	27	0
H. Evans	4	45	11.3	13	0
Betts	1	23	23.0	23	0
Bush	1	32	32.0	32	0
Giordano	0	0	---	---	0
Team	**52**	**1181**	**22.7**	**39**	**0**
Opponents	**66**	**1592**	**24.1**	**69**	**0**

FIELD GOALS	1-19	20-29	30-39	40-49	50+
Hartley	1/ 1	4/ 6	7/ 9	6/ 7	2/2
Carney	0/ 0	1/ 2	4/ 4	0/ 0	0/0
Team	**1/ 1**	**5/ 8**	**11/ 13**	**6/ 7**	**2/2**
Opponents	**1/ 1**	**11/11**	**5/5**	**10/ 14**	**1/3**

Hartley: (46N,32N) (46G,19G,37G) (32G,29N) () () (27G,33N) (32G) (31G,23G) (31G,36G) (27N) (50G.45G,28G) (48G,24G) (40G) (47G) (52G) (45G,38G)

Carney: () () () (32G,32G,25G) (31G,32G,29N) () () () () () () () () () ()

Opponents: (41G) () (23G,46G) () (37G,44G,29G) (40N,47N) (23G,21G,48G) (19G,51N) (20G,40N) (20G,43G,43G,20G) (21G,53G,59N) (29G,23G,47G) (38G,45G,46N) (33G,32G,27G) () (43G,32G,48G)

2010 NFC SOUTH STANDINGS
Saints Finish: 2nd Place

Atlanta	13	3	0	.813
New Orleans	**11**	**5**	**0**	**.688**
Tampa Bay	10	6	0	.625
Carolina	2	14	0	.125

PASSING	Att	Cmp	Yds	Cmp%	Yds/Att	TD	TD%	Int	Int%	Long	Sack/Lost	Rating
Brees	658	448	4620	68.1	7.02	33	5.0	22	3.3	80t	25/185	90.9
Daniel	3	2	16	66.7	5.33	0	0.0	0	0.0	9	1/10	79.9
Team	**661**	**450**	**4636**	**68.1**	**7.01**	**33**	**5.0**	**22**	**3.3**	**80t**	**26/195**	**90.8**
Opponents	**494**	**306**	**3353**	**61.9**	**6.79**	**13**	**2.6**	**9**	**1.8**	**68**	**33/250**	**83.2**

2011 RECORD: 13-3 FINISH: 1st-NFC SOUTH

Date	W/L	Score	Opponent	Attendance
09/08	L	34-42	at Green Bay	70,555
09/18	**W**	**30-13**	**Chicago**	**73,019**
09/25	**W**	**40-33**	**Houston**	**73,002**
10/02	W	23-10	at Jacksonville	62,471
10/09	W	30-27	at Carolina	72,679
10/16	L	20-26	at Tampa Bay	56,590
10/23	**W**	**62-7**	**Indianapolis**	**73,012**
10/30	L	21-31	at St. Louis	57,179
11/06	**W**	**27-16**	**Tampa Bay**	**73,043**
11/13	W	26-23 OT	at Atlanta	70,359
11/28	**W**	**49-24**	**New York Giants**	**73,068**
12/04	**W**	**31-17**	**Detroit**	**73,042**
12/11	W	22-17	at Tennessee	69,143
12/18	W	42-20	at Minnesota	62,623
12/26	**W**	**45-16**	**Atlanta**	**73,085**
01/01	**W**	**45-17**	**Carolina**	**73,065**

TEAM STATISTICS	N.O.	OPP
Total First Downs	**416**	**326**
Rushing	116	92
Passing	280	196
Penalty	20	38
3rd Down: Made/Att	118/208	67/202
3rd Down Pct.	56.7	33.2
4th Down: Made/Att	3/10	6/22
4th Down Pct.	30.0	27.3
POSSESSION AVG.	**31:46**	**28:14**
TOTAL NET YARDS	**7474**	**5895**
Avg. Per Game	467.1	368.4
Total Plays	1117	1010
Avg. Per Play	6.7	5.8
NET YARDS RUSHING	**2127**	**1738**
Avg. Per Game	132.9	108.6
Total Rushes	431	351
NET YARDS PASSING	**5347**	**4157**
Avg. Per Game	334.2	259.8
Sacked/Yards Lost	24/158	33/256
Gross Yards	5505	4413
Att./Completions	662/472	626/362
Completion Pct.	71.3	57.8
Had Intercepted	14	9
PUNTS/AVERAGE	**47/47.3**	**71/44.3**
NET PUNTING AVG.	**47/43.1**	**71/38.5**
PENALTIES/YARDS	**99/851**	**109/912**
FUMBLES/BALL LOST	**6/5**	**20/7**
TOUCHDOWNS	**66**	**37**
Rushing	16	11
Passing	46	24
Returns	4	2

SCORE BY PERIODS	Q1	Q2	Q3	Q4	OT	PTS
Team	99	166	126	153	3	547
Opponents	70	113	67	89	0	339

SCORING	TD	Ru	Pa	Rt	PAT	FG	S	TP
Kasay	0	0	0	0	63/63	28/34	0	147
Graham	11	0	11	0			0	66
Sproles	10	2	7	1			0	60
Moore	8	0	8	0			0	52
Colston	8	0	8	0			0	48
Meachem	6	0	6	0			0	36
P. Thomas	6	5	1	0			0	36
Ingram	5	5	0	0			0	30
Collins	4	2	2	0			0	24
Henderson	2	0	2	0			0	12
Brees	1	1	0	0			0	6
Gilmore	1	0	1	0			0	6
Ivory	1	1	0	0			0	6
Jenkins	1	0	0	1			0	6
Torrence	1	0	0	1			0	6
Vilma	1	0	0	1			0	6
Team	**66**	**16**	**46**	**4**	**63/63**	**28/34**	**0**	**547**
Opponents	**37**	**11**	**24**	**2**	**36/37**	**27/32**	**0**	**339**

2-Pt. Conversions: Moore 2, **Team 2-3, Opp. 0-0**

SACKS: Harper 7.5, Smith 6.5, Galette 4.5, Casillas 3, McBride 2, Charleston 1, Dunbar 1, Humber 1, Jenkins 1, Tom Johnson 1, Jordan 1, Shanle 1, Torrence 1, Wilson 1, Ellis 0.5, **Saints 33, Opp. 24**

FUM/LOST: Brees 1/1, Colston 1/1, Graham 1/1, Henderson 1/0, Ingram 1/1, P. Thomas 1/1

RUSHING	No	Yds	Avg	LG	TD
Sproles	87	603	6.9	36	2
P. Thomas	110	562	5.1	33	5
Ingram	122	474	3.9	35t	5
Ivory	79	374	4.7	35t	1
Brees	21	86	4.1	20	1
Meachem	4	18	4.5	8	0
Henderson	1	9	9.0	9	0
Collins	4	4	1.0	2	2
Daniel	3	-3	-1.0	-1	0
Team	**431**	**2127**	**4.9**	**36**	**16**
Opponents	**351**	**1738**	**5.0**	**69t**	**11**

Receiving	No	Yds	Avg	Long	TD
Graham	99	1310	13.2	59	11
Sproles	86	710	8.3	39	7
Colston	80	1143	14.3	50	8
Moore	52	627	12.1	47t	8
P. Thomas	50	425	8.5	57	1
Meachem	40	620	15.5	67t	6
Henderson	32	503	15.7	79t	2
Collins	11	50	4.5	14	2
Ingram	11	46	4.2	9	0
D. Thomas	5	16	3.2	8	0
Gilmore	3	20	6.7	9	1
Arrington	2	31	15.5	17	0
Higgins	1	4	4.0	4	0
Team	**472**	**5505**	**11.7**	**79t**	**46**
Opponents	**362**	**4413**	**12.2**	**72t**	**24**

INTERCEPTIONS	NO	YDS	AVG	LONG	TD
P. Robinson	4	31	7.8	25	0
Torrence	1	42	42.0	42t	1
Shanle	1	12	12.0	12	0
Greer	1	2	2.0	2	0
Herring	1	0	0.0	0	0
Porter	1	-7	-7.0	-7	0
Team	**9**	**80**	**8.9**	**42t**	**1**
Opponents	**14**	**162**	**11.6**	**53**	**1**

PUNTING	No	Yds	Avg	Net	TB	In	Lg	B
Morstead	46	2224	48.3	43.1	4	13	64	1
Team	**47**	**2224**	**47.3**	**43.1**	**4**	**13**	**64**	**1**
Opponents	**71**	**3146**	**44.3**	**38.5**	**6**	**24**	**59**	**0**

PUNT RETURNS	Ret	FC	Yds	Avg	Long	TD
Sproles	29	19	294	10.1	72t	1
Team	**29**	**19**	**294**	**10.1**	**72t**	**1**
Opponents	**19**	**10**	**118**	**6.2**	**14**	**0**

KICKOFF RET.	No	Yds	Avg	Long	TD
Sproles	40	1089	27.2	92	0
P. Thomas	1	15	15.0	15	0
Collins	1	7	7.0	7	0
Graham	0	0	---	---	0
Team	**42**	**1111**	**26.5**	**92**	**0**
Opponents	**36**	**927**	**25.8**	**108t**	**1**

FIELD GOALS	1-19	20-29	30-39	40-49	50+
Kasay	0/0	11/11	10/10	5/8	2/5
Team	**0/0**	**11/11**	**10/10**	**5/8**	**2/5**
Opponents	**0/0**	**6/6**	**9/9**	**11/13**	**1/4**

Kasay: (30G, 38G) (31G,29G,53G) (35G) (53N, 38G, 39G, 21G, 50N) (23G, 46G, 37G) (33G,24G) (23G, 47G) (49N) (42N,21G, 34G) (52G, 40N, 48G, 44G, 26G) () (39G) (25G, 29G, 22G) (50N) (29G) (43G)

Opponents: () (42G, 38G) (22G, 27G, 27G, 36G) (31G) () (48G, 42G, 55N, 42G, 38G) () (38G) (40G,48G, 25G) (36G, 29G 41N, 27G) (42G,61N) (42B,31G,55N) (43G) (44G,49G) (34G,51G,30G) (41G)

2011 NFC SOUTH STANDINGS
Saints Finish: 1st Place

New Orleans	**13**	**3**	**0**	**.813**
Atlanta	10	6	0	.625
Carolina	6	10	0	.375
Tampa Bay	4	12	0	.250

PASSING	Att	Cmp	Yds	Cmp%	Yds/Att	TD	TD%	Int	Int%	Long	Sack/Lost	Rating
Brees	657	468	5476	71.2	8.33	46	7.0	14	2.1	79t	24/158	110.6
Daniel	5	4	29	80.0	5.80	0	0.0	0	0.0	14	0/0	90.8
Team	**662**	**472**	**5505**	**71.3**	**8.32**	**46**	**6.9**	**14**	**2.1**	**79t**	**24/158**	**110.5**
Opponents	**626**	**362**	**4413**	**57.8**	**7.05**	**24**	**3.8**	**9**	**1.4**	**72t**	**33/256**	**86.4**

SAINTS STATISTICS

2012 RECORD: 7-9 FINISH: 3RD-NFC SOUTH

Date	W/L	Score	Opponent	Attendance
09/09	**L**	**32-40**	**WASHINGTON**	**72,180**
09/16	L	27-35	at Carolina	72,879
09/23	**Lot**	**24-27**	**KANSAS CITY**	**72,226**
09/30	L	27-28	at Green Bay	70,571
10/07	**W**	**31-24**	**SAN DIEGO**	**73,109**
10/21	W	35-28	at Tampa Bay	58,906
10/28	L	14-34	at Denver	76,832
11/05	**W**	**28-13**	**PHILADELPHIA**	**73,099**
11/11	**W**	**31-27**	**ATLANTA**	**73,126**
11/18	W	38-17	at Oakland	56,880
11/25	**L**	**21-31**	**SAN FRANCISCO**	**73,147**
11/29	L	13-23	at Atlanta	70,514
12/09	L	27-52	at NY Giants	81,437
12/16	**W**	**40-0**	**TAMPA BAY**	**73,096**
12/23	Wot	34-31	at Dallas	92,570
12/30	**L**	**38-44**	**CAROLINA**	**73,124**

TEAM STATISTICS	N.O.	OPP
Total First Downs	**352**	**380**
Rushing	64	116
Passing	267	236
Penalty	21	28
3rd Down: Made/Att	91/207	80/208
3rd Down Pct.	44.0	38.5
4th Down: Made/Att	8/14	10/19
4th Down Pct.	57.1	52.6
POSSESSION AVG.	**28:36**	**31:24**
TOTAL NET YARDS	**6574**	**7042**
Avg. Per Game	410.9	440.1
Total Plays	1067	1089
Avg. Per Play	6.2	6.5
NET YARDS RUSHING	**1577**	**2361**
Avg. Per Game	98.6	147.6
Total Rushes	370	457
NET YARDS PASSING	**4997**	**4681**
Avg. Per Game	312.3	292.6
Sacked/Yards Lost	26/190	30/194
Gross Yards	5187	4875
Att./Completions	671/423	602/370
Completion Pct.	63.0	61.5
Had Intercepted	19	15
PUNTS/AVERAGE	**74/50.1**	**63/45.7**
NET PUNTING AVG.	**74/43.2**	**63/40.1**
PENALTIES/YARDS	**104/911**	**102/835**
FUMBLES/BALL LOST	**13/5**	**19/11**
TOUCHDOWNS	**58**	**53**
Rushing	10	18
Passing	43	31
Returns	5	4

SCORE BY PERIODS	Q1	Q2	Q3	Q4	OT	PTS
Team	101	154	110	93	3	461
Opponents	96	133	96	126	3	454

SCORING	TD	Ru	Pa	Rt	PAT	FG	S	TP
Hartley	0	0	0	0	57/57	18/22	0	111
Colston	10	0	10	0			0	60
J. Graham	9	0	9	0			0	54
Sproles	8	1	7	0			0	50
Moore	6	0	6	0			0	36
Ingram	5	5	0	0			0	30
D. Thomas	4	0	4	0			0	24
Morgan	3	0	3	0			0	18
Collins	2	0	2	0			0	12
Ivory	2	2	0	0			0	12
P. Thomas	2	1	1	0			0	12
Brees	1	1	0	0			0	6
Henderson	1	0	1	0			0	6
Jenkins	1	0	0	1			0	6
Mack	1	0	0	1			0	6
P. Robinson	1	0	0	1			0	6
Roby	1	0	0	1			0	6
Vilma	1	0	0	1			0	6
Team	**58**	**10**	**43**	**5**	**57/57**	**18/22**	**0**	**461**
Opponents	**53**	**18**	**31**	**4**	**53/53**	**27/33**	**1**	**454**

2-Pt. Conversions: Sproles 1, **Team 1-1, Opp. 0-0**

SACKS: Jordan 8, Smith 6, Galette 5, Wilson 3, Bunkley 2.5, T. Johnson 2, Lofton 1, P. Robinson 1, Vilma 1, Shanle 0.5, **Saints 30, Opp. 26**

FUM/LOST: Brees 5/1, Colston 4/2, Cadet 1/1, Collins 1/1, J. Graham 1/0, Henderson 1/0

RUSHING	No	Yds	Avg	LG	TD
Ingram	156	602	3.9	31	5
P. Thomas	105	473	4.5	48	1
Sproles	48	244	5.1	47	1
Ivory	40	217	5.4	56t	2
Daniel	3	17	5.7	19	0
Henderson	1	13	13.0	13	0
Brees	15	5	0.3	11	1
Cadet	1	5	5.0	5	0
Morgan	1	1	1.0	1	0
Team	**370**	**1,577**	**4.3**	**56t**	**10**
Opponents	**457**	**2,361**	**5.2**	**91t**	**18**

Receiving	No.	Yds	Avg	Long	TD
J. Graham	85	982	11.6	49	9
Colston	83	1154	13.9	60	10
Sproles	75	667	8.9	44	7
Moore	65	1041	16.0	51	6
P. Thomas	39	354	9.1	36	1
Henderson	22	316	14.4	41	1
Collins	14	70	5.0	12	2
D. Thomas	11	86	7.8	20t	4
Morgan	10	379	37.9	80t	3
Ingram	6	29	4.8	16	0
Cadet	5	44	8.8	17	0
Camarillo	4	44	11.0	13	0
Ivory	2	15	7.5	13	0
Roby	1	9	9.0	9	0
Higgins	1	-3	-3.0	-3	0
Team	**423**	**5187**	**12.3**	**80t**	**43**
Opponents	**370**	**4875**	**13.2**	**95**	**31**

INTERCEPTIONS	NO.	YDS	AVG	LONG	TD
P. Robinson	3	99	33.0	99t	1
Greer	3	31	10.3	28	0
Harper	2	41	20.5	41	0
Abdul-Quddus	2	12	6.0	12	0
Mack	1	73	73.0	73t	1
Jenkins	1	55	55.0	55t	1
Bush	1	40	40.0	40	0
Vilma	1	18	18.0	18t	1
White	1	0	0.0	0	0
Team	**15**	**369**	**24.6**	**99t**	**4**
Opponents	**19**	**356**	**18.7**	**70**	**3**

PUNTING	No.	Yds	Avg	Net	TB	In	Lg	B
Morstead	74	3707	50.1	43.2	6	20	70	0
Team	**74**	**3707**	**50.1**	**43.2**	**6**	**20**	**70**	**0**
Opponents	**63**	**2876**	**45.7**	**40.1**	**8**	**23**	**63**	**1**

PUNT RETURNS	Ret	FC	Yds	Avg	Long	TD
Sproles	23	14	183	8.0	37	0
Cadet	1	2	2	2.0	2	0
Moore	1	3	5	5.0	5	0
P. Robinson	0	1	0	---	---	0
Team	**25**	**20**	**190**	**7.6**	**37**	**0**
Opponents	**31**	**12**	**391**	**12.6**	**69**	**0**

KICKOFF RET.	No.	Yds	Avg	Long	TD
Cadet	26	690	26.5	75	0
Sproles	18	483	26.8	48	0
P. Thomas	5	91	18.2	38	0
Collins	1	0	0.0	0	0
Galette	1	2	2.0	2	0
Team	**51**	**1266**	**24.8**	**75**	**0**
Opponents	**42**	**1049**	**25.0**	**97t**	**1**

FIELD GOALS	1-19	20-29	30-39	40-49	50+
Hartley	0/0	9/9	4/6	2/3	3/4
Team	**0/0**	**9/9**	**4/6**	**2/3**	**3/4**
Opponents	**0/0**	**7/7**	**11/13**	**8/9**	**1/4**

Hartley: (21G) (22G, 53G) (40G, 38N) (20G, 27G, 48N) (26G) () () (52N) (31G) (47G) () (21G, 52G) (32G, 25G) (25G, 36G) (36N, 37G, 20G) (53G)

Opponents: (37G, 41G, 37G, 45G) () (25G, 45G, 34G, 38G, 43G, 31G) () (20G, 55N) (42N) (33G, 33G) (22G, 37G) (37G,20G) (40G) (27G,50N, 33B) (45G,29G,55G) (36N, 39G) () (47G) (20G, 54N, 31G, 42G)

2012 NFC SOUTH STANDINGS
Saints Finish: 3rd Place

Atlanta	13	3	0	.813
Carolina	7	9	0	.438
New Orleans	**7**	**9**	**0**	**.438**
Tampa Bay	7	9	0	.438

PASSING	Att	Cmp	Yds	Cmp%	Yds/Att	TD	TD%	Int	Int%	Long	Sack/Lost	Rating
Brees	670	422	5177	63.0	7.73	43	6.4	19	2.8	80t	26/190	96.3
Daniel	1	1	10	100.0	10.00	0	0.0	0	0.0	10	0/0	108.3
Team	**671**	**423**	**5187**	**63.0**	**7.73**	**43**	**6.4**	**19**	**2.8**	**80t**	**26/190**	**96.4**
Opponents	**602**	**370**	**4875**	**61.5**	**8.10**	**31**	**5.1**	**15**	**2.5**	**95**	**30/194**	**93.8**

MINNESOTA VIKINGS • 44 SAINTS • 10

NFC Wild Card Playoff (Jan. 3, 1988) - Louisiana Superdome (68,127)

The Vikings spoiled the Saints' playoff debut by racing out to a 21-point lead at halftime and never looking back in an NFC Wild Card Playoff game in the Superdome. New Orleans struck first when QB **Bobby Hebert** found WR **Eric Martin** for a 10-yard TD pass early in the first quarter, but the Vikings answered with 24 consecutive points. The Saints scored their final points on a 40-yard FG by K **Morten Andersen** late in the first half. A "Hail Mary" TD pass from QB **Wade Wilson** to WR **Hassan Jones** as the second quarter ended pushed the Vikings lead to 31-10. The Saints were held without a rushing first down in the contest while only moving the chains nine times. Minnesota controlled the ball for over 41 minutes, posting 28 first downs and rushing for 210 yards in the victory.

Minnesota Vikings				10	21	3	10	**44**
New Orleans Saints				7	3	0	0	**10**
Team	**Q**	**Time**	**Play Description (Extra Point) (Drive Info)**					**V-H**
NO	1	13:37	Martin 10 pass from Hebert (Andersen kick) (2-11, 0:44)					0-7
MIN	1	8:01	Nelson 42 FG (4-2, 2:05)					3-7
MIN	1	3:07	Carter 84 punt return (Nelson kick)					10-7
MIN	2	11:41	Jordan 5 pass from Wilson (Nelson kick) (10-65, 4:21)					17-7
MIN	2	6:10	Carter 10 pass from Rice (Nelson kick) (7-54, 3:08)					24-7
NO	2	3:06	Andersen 40 FG (8-40, 3:04)					24-10
MIN	2	0:00	Jones 44 pass from Wilson (Nelson kick) (3-35, 0:35)					31-10
MIN	3	1:15	Nelson 32 FG (11-68, 3:10)					34-10
MIN	4	7:14	Nelson 19 FG (13-54, 8:27)					37-10
MIN	4	1:46	Dozier 8 run (Nelson kick) (10-60, 4:20)					44-10

	MIN	NO
Total First Downs	28	9
Total Net Yards	417	149
Rushes-Yards	50-210	14-53
Net Yards Passing	207	96
Passing (A-C-I)	30-17-0	31-11-4
Sacked-Yards	6-42	2-8
Punts-Average	3-32	6-44.2
Fumbles-Lost	4-2	0-0
Penalties-Yards Lost	6-64	3-2
Time of Possession	41:18	18:42

RUSHING

MIN: D. Nelson 17-73; Anderson 7-49; Dozier 8-45, 1 TD; Fenney 7-20; Rice 4-10; Kramer 2-5; W. Wilson 2-5; Gannon 3-3
NO: Hilliard 8-39; Mayes 3-11; Hebert 2-2; Jordan 1-1

PASSING

MIN: Wilson 20-11-0, 189 yards, 2 TDs; Kramer 9-5-0, 50 yards; Rice 1-1-0, 10 yards, 1 TD
NO: Hebert 19-9-2, 84 yards, 1 TD; Wilson 12-2-2, 20 yards

RECEIVING

MIN: Carter 6-79, 1 TD; D. Nelson 2-56; Lewis 2-27; Jordan 2-17, 1 TD; Rice 2-17; Jones 1-44, 1 TD; Gustafson 1-12; Anderson 1-(-3)
NO: Brenner 2-33; Hill 2-15; Hilliard 2-15; Pattison 2-18; Tice 2-13; Martin 1-10, 1 TD

CHICAGO BEARS • 16 SAINTS • 6

NFC Wild Card Playoff (Jan. 6, 1991) - Soldier Field (60,767)

In a clash between two of the NFL's top defenses, the Bears jumped ahead 10-0 and held off the Saints in an NFC Wild Card Playoff game at Soldier Field. The Bears went up 3-0 on a K **Kevin Butler** 33-yard FG after an interception. Chicago surged ahead by 10 points when QB **Mike Tomczak** connected with TE **James Thornton** on an 18-yard scoring pass. K **Morten Andersen** got the Saints on the scoreboard with a 47-yard FG with 1:38 remaining in the half. An offsides call on New Orleans nullified a 61-yard return of a blocked Bears FG attempt in the third quarter. Chicago took advantage on the reprieve, driving to set up a 22-yard field goal to give the Bears a 13-3 advantage midway through the third quarter. The teams traded FGs in the final quarter, with Andersen drilling a 38-yard kick and Butler connecting from 21 yards out to produce the winning margin. Chicago RB **Neal Anderson** rushed 27 times for 102 yards and hauled in four passes for 42 yards as the Bears rolled up 365 total yards to the Saints' 193 yards of offense.

New Orleans Saints				0	3	0	3	**6**
Chicago Bears				3	7	3	3	**16**
Team	**Q**	**Time**	**Play Description (Extra Point) (Drive Info)**					**V-H**
CHI	1	10:06	Butler 19 FG (6-32, 3:22)					0-3
CHI	2	13:08	Thornton 18 pass from Tomczak (Butler kick) (6-62, 4:07)					0-10
NO	2	1:38	Andersen 47 FG (6-18, 2:09)					3-10
CHI	3	7:29	Butler 22 FG (16-60, 8:31)					3-13
NO	4	12:26	Andersen 38 FG (6-61, 4:55)					6-13
CHI	4	6:02	Butler 21 FG (9-68, 6:24)					6-16

	NO	CHI
Total First Downs	11	18
Total Net Yards	193	365
Rushes-Yards	18-65	43-189
Net Yards Passing	128	176
Passing (A-C-I)	34-11-3	26-13-0
Sacked-Yards Lost	2-25	2-12
Punts-Average	3-30	2-27.5
Fumbles-Lost	1-0	2-1
Penalties-Yards Lost	2-10	7-57
Time of Possession	22:29	37:31

RUSHING

NO: Fenerty 8-29; Fourcade 2-13; Hilliard 4-13; Heyward 4-10
CHI: Anderson 27-102; Muster 12-71; Green 2-8; Tomczak 2-8

PASSING

NO: Walsh 16-6-1, 74 yards; Fourcade 18-5-2, 79 yards
CHI: Tomczak 25-12-0, 166 yards, 1 TD; Anderson 1-1-0, 22 yards

RECEIVING

NO: Fenerty 4-22; Martin 2-47; Scales 1-31; Tice 1-19; Brenner 1-17; Perriman 1-11; Turner 1-6
CHI: Anderson 4-42; Thornton 2-43, 1 TD; Gentry 2-41; Morris 2-28; Muster 2-21; Davis 1-13

HISTORICAL PLAYOFF SUMMARIES

ATLANTA FALCONS · 27 SAINTS · 20

NFC Wild Card Playoff (Dec. 28, 1991) - Louisiana Superdome (68,794)

Atlanta posted 10 points in the final quarter – including a 61-yard TD grab by WR **Michael Haynes** – to defeat the Saints, 27-20, in a Wild Card clash between division rivals. A TD pass from QB **Bobby Hebert** to WR **Floyd Turner** gave New Orleans a 7-0 advantage and K **Morten Andersen** increased the lead with a 45-yard FG. The Falcons got on the board when QB **Chris Miller** found WR **Andre Rison** for a 24-yard TD pass in the second quarter. K **Norm Johnson's** 44-yard FG with 0:37 left in the first half tied the score, but the Saints responded with a 35-yard FG by Andersen for a 13-10 advantage at halftime. Atlanta surged ahead with a TD early in the third quarter, but the Saints came back with RB **Dalton Hilliard**'s one-yard TD plunge. A 36-yard FG by Johnson tied it up, and Haynes' long TD with 2:41 left provided the winning margin. Hebert was intercepted with 1:10 left at the Atlanta 35.

Atlanta Falcons			0	10	7	10	**27**
New Orleans Saints			7	6	0	7	**20**
Team	**Q**	**Time**	**Play Description (Extra Point) (Drive Info)**				**V-H**
NO	1	8:57	Turner 26 pass from Hebert (Andersen kick) (11-78, 6:03)				0-7
NO	2	11:37	Andersen 45 FG (6-24, 3:19)				0-10
ATL	2	5:28	Rison 24 pass from Miller (Johnson kick) (11-80, 6:11)				7-10
ATL	2	0:37	Johnson 44 FG (10-37, 2:13)				10-10
NO	2	0:00	Andersen 35 FG (4-41, 0:37)				10-13
ATL	3	9:59	Haynes 20 pass from Miller (Johnson kick) (9-84, 5:01)				17-13
NO	4	14:10	Hilliard 1 run (Andersen kick) (19-80, 10:49)				17-20
ATL	4	7:43	Johnson 36 FG (11-45, 6:27)				20-20
ATL	4	2:41	Haynes 61 pass from Miller (Johnson kick) (5-80, 1:53)				27-20

	ATL	NO
Total First Downs	20	23
Total Net Yards	334	330
Rushes-Yards	22-79	22-65
Net Yards Passing	255	265
Passing (A-C-I)	30-18-1	44-26-2
Sacked-Yards	5-36	1-8
Punts-Average	1-42	3-54
Fumbles-Lost	3-1	2-1
Penalties-Yards Lost	6-48	5-49
Time of Possession	26:52	33:08

RUSHING

ATL: Rozier 7-35; Pegram 11-26; Miller 4-18
NO: McAfee 14-49; Hebert 1-9; Hilliard 4-5, 1 TD; Jordan 3-2

PASSING

ATL: Miller 30-18-1, 291 yards, 3 TDs
NO: Hebert 44-26-2, 273 yards, 1 TD

RECEIVING

ATL: Haynes 6-144, 2 TDs; Pritchard 5-63; Rison 4-56, 1 TD; Thomas 1-19; Pegram 1-5; Dixon 1-4
NO: Martin 7-83; Turner 5-75, 1 TD; Early 5-41; Hilliard 5-33; Carroll 2-23; Tice 1-13; Jordan 1-5

PHILADELPHIA EAGLES · 36 SAINTS · 20

NFC Wild Card Playoff (Jan. 3, 1993) - Louisiana Superdome (68,893)

The Philadelphia Eagles rallied from a 20-7 deficit to defeat the Saints, 36-20, in an NFC Wild Card Playoff game at the Superdome. The Saints took a 7-0 lead in the first quarter when **Craig Heyward** scored on a one-yard run. The Eagles tied the game on a 57-yard TD pass but the Saints got a 17-7 halftime lead on a **Bobby Hebert** scoring pass and a 35-yard FG by K **Morten Andersen**. Andersen drilled another FG in the third quarter, but Philadelphia pulled to 20-10 on a **Roger Ruzek** 40-yard FG. The Eagles grabbed a 24-20 lead with TDs on their first two possessions of the fourth quarter and Hebert was sacked for a safety by DE **Reggie White**. Ruzek booted a 39-yard FG and CB **Eric Allen** returned a INT for another score in the final minutes.

Philadelphia Eagles			7	0	3	26	**36**
New Orleans Saints			7	10	3	0	**20**
Team	**Q**	**Time**	**Play Description (Extra Point) (Drive Info)**				**V-H**
NO	1	9:20	Heyward 1 run (Andersen kick) (8-73, 5.40)				0-7
PHI	1	3:22	Barnett 57 pass from Cunningham (Ruzek kick) (4-80, 2:15)				7-7
NO	2	8:18	Andersen 35 FG (13-71, 7:07)				7-10
NO	2	4:14	Early 7 pass from Hebert (Andersen kick) (4-53, 2:25)				7-17
NO	3	6:28	Andersen 42 FG (5-44, 3:25)				7-20
PHI	3	1:01	Ruzek 40 FG (9-39, 4:05)				10-20
PHI	4	10:37	Barnett 35 pass from Cunningham (Ruzek kick) (9-64, 4:08)				17-20
PHI	4	6:48	Sherman 6 run (Ruzek kick) (5-26, 3:27)				24-20
PHI	4	5:36	Hebert sacked by White for a safety				26-20
PHI	4	2:36	Ruzek 39 FG (7-40, 3:00)				29-20
PHI	4	2:17	Allen 18 interception return (Ruzek kick)				36-20

	PHI	NO
Total First Downs	19	20
Total Net Yards	349	360
Rushes-Yards	28-136	20-76
Net Yards Passing	213	284
Passing (A-C-I)	35-19-0	39-23-3
Sacked-Yards	1-6	1-7
Punts-Average	5-51.2	3-45.3
Fumbles-Lost	1-1	1-1
Penalties-Yards Lost	4-37	4-35
Time of Possession	31:25	28:35

RUSHING

PHI: Sherman 21-105, 1 TD; Cunningham 2-19; Walker 5-12
NO: Dunbar 4-28; Heyward 10-23, 1 TD; Hebert 3-18; Hilliard 3-7

PASSING

PHI: Cunningham 35-19-0, 219 yards, 2 TDs
NO: Hebert 39-23-3, 291 yards, 1 TD

RECEIVING

PHI: Byars 6-37; Barnett 4-102, 2 TDs; Williams 4-36; Sherman 3-29; Green 1-14; Walker 1-1
NO: Early 7-93, 1 TD; Martin 5-64; Dunbar 4-49; Heyward 3-45; Brenner 2-24; Hilliard 1-10; Small 1-6

HISTORICAL PLAYOFF SUMMARIES

SAINTS • 31 ST. LOUIS RAMS • 28

NFC Wild Card Playoff (Dec. 30, 2000) - Louisiana Superdome (64,900)

The Saints earned the first playoff win in franchise history by jumping ahead to a commanding lead early by scoring 31 unanswered points and weathering a late St. Louis rally at the Superdome. After a St. Louis TD in the first quarter, the Saints scored on five of their next nine possessions. QB **Aaron Brooks** found WR **Robert Wilson** for a 12-yard TD pass and K **Doug Brien** hit a 33-yard FG for a 10-7 lead. Brooks then connected with WR **Willie Jackson** on TD passes of 10, 49 and 16 yards for a 31-7 lead with 11:57 left. The Rams mounted a comeback as QB **Kurt Warner** threw two TD passes and ran for another TD to pull St. Louis within three points. The Saints were forced to punt with 1:51 remaining, but the return was muffed by WR **Az-Zahir Hakim**. FB **Brian Milne** recovered the loose ball to seal the win. Jackson tied an NFL Playoff record with three TD catches as part of a six-catch, 142-yard day.

St. Louis Rams			7	0	0	21	**28**
New Orleans Saints			0	10	7	14	**31**
Team	**Q**	**Time**	**Play Description (Extra Point) (Drive Info)**				**V-H**
STL	1	5:58	Bruce 17 pass from Warner (Wilkins kick) (11-68, 6:55)				7-0
NO	2	14:56	Wilson 12 pass from Brooks (Brien kick) (11-70, 6:02)				7-7
NO	2	1:30	Brien 33 FG (4-5, 0:51)				7-10
NO	3	8:40	Jackson 10 pass from Brooks (Brien kick) (7-45, 3:23)				7-17
NO	4	13:22	Jackson 49 pass from Brooks (Brien kick) (5-74, 2:55)				7-24
NO	4	11:57	Jackson 16 pass from Brooks (Brien kick) (1-16, 0:05)				7-31
STL	4	9:36	Proehl 17 pass from Warner (run failed) (4-80, 2:21)				13-31
STL	4	3:52	Faulk 25 pass from Warner (Wilkins kick) (3-62, 0:48)				20-31
STL	4	2:36	Warner 5 run (Faulk pass from Warner) (5-47, 1:07)				28-31

	STL	NO
Total First Downs	17	17
Total Net Yards	384	301
Rushes-Yards	16-34	32-50
Net Yards Passing	350	251
Passing (A-C-I)	40-24-3	29-16-1
Sacked-Yards	2-7	6-12
Punts-Average	5-43.0	6-41.0
Fumbles-Lost	3-2	4-1
Penalties-Yards Lost	9-60	5-40
Time of Possession	28:29	31:31

RUSHING

STL: Faulk 14-24; Warner 1-5, 1 TD; Watson 1-5
NO: Brooks 10-26; Allen 16-21; Morton 2-5; Moore 3-1; Jackson 1-(-3)

PASSING

STL: Warner 40-24-3, 365 yards, 3 TDs
NO: Brooks 29-16-1, 266 yards, 4 TDs

RECEIVING

STL: Bruce 7-127, 1 TD; Faulk 7-99, 1 TD; Proehl 3-46, 1 TD; Williams 3-25; Hakim 2-42; Holt 2-26
NO: Jackson 6-142, 3 TDs; Wilson 3-41, 1 TD; Reed 3-27; Morton 2-34; A. Glover 1-16; Allen 1-6

MINNESOTA VIKINGS • 34 SAINTS • 16

NFC Divisional Playoff (Jan. 6, 2001) - Metrodome (63,881)

The Vikings raced out to a 21-point lead on the way to a 34-16 victory in the NFC Divisional Playoff game at the Metrodome. Minnesota QB **Daunte Culpepper** found WR **Randy Moss** for a 53-yard TD pass on the Vikings' opening series. The Saints pulled to 7-3, but Vikings K **Gary Anderson** hit a 24-yard FG and Culpepper connected with WR **Cris Carter** for a 17-yard TD to give Minnesota a 17-3 lead at halftime. The Vikings opened the second half with a 68-yard TD pass from Culpepper to Moss. The Saints added a TD pass from QB **Aaron Brooks** to TE **Dave Stachelski** to pull to 24-10, but the Vikings' Anderson hit a 44-yard FG and RB **Robert Smith** scored on a two-yard run for a 34-10 margin. New Orleans scored the game's final points as Brooks found WR **Willie Jackson** for a 48-yard TD pass with 2:19 left. Saints RB **Chad Morton** caught a then-NFL postseason record-tying 13 passes for 106 yards and Jackson added nine grabs for 125 yards.

New Orleans Saints			3	0	7	6	**16**
Minnesota Vikings			10	7	10	7	**34**
Team	**Q**	**Time**	**Play Description (Extra Point) (Drive Info)**				**V-H**
MIN	1	11:57	Moss 53 pass from Culpepper (Anderson kick) (3-64, 1:20)				0-7
NO	1	7:46	Brien 33 FG (10-65, 4:11)				3-7
MIN	1	1:36	Anderson 24 FG (12-67, 6:10)				3-10
MIN	2	1:29	Carter 17 pass from Culpepper (Anderson kick) (7-73, 3:40)				3-17
MIN	3	13:33	Moss 68 pass from Culpepper (Anderson kick) (3-77, 1:27)				3-24
NO	3	9:33	Stachelski 2 pass from Brooks (Brien kick) (8-83, 4:00)				10-24
MIN	3	4:31	Anderson 44 FG (10-50, 5:02)				10-27
MIN	4	10:46	Smith 2 run (Anderson kick) (8-29, 4:32)				10-34
NO	4	2:19	Jackson 48 pass from Brooks (pass failed) (3-66, 0:58)				16-34

	NO	MIN
Total First Downs	19	18
Total Net Yards	355	429
Rushes-Yards	17-69	32-127
Net Yards Passing	286	302
Passing (A-C-I)	48-30-2	31-17-0
Sacked-Yards	2-9	0-0
Punts-Average	5-39.0	5-45.0
Fumbles-Lost	0-0	1-0
Penalties-Yards Lost	7-40	5-60
Time of Possession	27:49	32:11

RUSHING

NO: Brooks 5-29; Morton 5-25; Williams 6-14; Allen 1-1
MIN: Smith 25-74, 1 TD; Culpepper 4-51; Morrow 3-2

PASSING

NO: Brooks 48-30-2, 295 yards, 2 TDs
MIN: Culpepper 31-17-0, 302 yards, 3 TDs

RECEIVING

NO: Morton 13-106; Jackson 9-125, 1 TD; Reed 2-29; Poole 2-12; Wilson 1-14; A. Glover 1-5; Stachelski 1-2, 1 TD
MIN: Carter 8-120, 1 TD; Moss 2-121, 2 TDs; Smith 2-25; Kleinsasser 2-18; Walters 1-7; Jordan 1-6; McWilliams 1-5

HISTORICAL PLAYOFF SUMMARIES

SAINTS · 27 PHILADELPHIA EAGLES · 24

NFC Divisional Playoff (Jan. 13, 2007) - Louisiana Superdome (70,001)

RB **Deuce McAllister** set a team playoff record with 143 rushing yards in leading the Saints to a come-from-behind victory over Philadelphia in the NFC Divisional Playoffs. McAllister, making his first NFL postseason appearance, rushed for one touchdown and caught another. New Orleans took the early lead after a pair of field goals, but Philadelphia struck on a 75-yard touchdown pass in the second quarter. The Saints responded with a lengthy drive capped by a four-yard TD burst by RB **Reggie Bush**, but the Eagles took a lead into halftime after an 80-yard touchdown drive. Philadelphia RB **Brian Westbrook** shook loose for a 65-yard touchdown run to open the second half, giving the Eagles a 21-13 advantage. But McAllister put the Saints ahead by capping the next two drives with a five-yard scoring run and an 11-yard TD reception. Philadelphia would add a field goal in the final quarter, but the Saints forced a punt on the Eagles' final possession, and the offense picked up a key first down to run out the clock and preserve the victory.

Philadelphia Eagles	0	14	7	3	**24**
New Orleans Saints	3	10	14	0	**27**

Team	Qtr	Time	Play Description (Extra Point) (Drive Info)	V-H
NO	1	9:24	Carney 33 FG (5-35, 2:05	0-3
NO	2	14:46	Carney 23 FG (6-59, 1:33)	0-6
PHI	2	13:38	Stallworth 75 pass from Garcia (Akers kick) (3-76, 1:08)	7-6
NO	2	5:19	Bush 4 run (Carney kick) (14-78, 8:19)	7-13
PHI	2	0:50	Westbrook 1 run (Akers kick) (11-80, 4:29)	14-13
PHI	3	13:25	Westbrook 62 run (Akers kick) (3-80, 1:35)	21-13
NO	3	9:36	McAllister 5 run (Carney kick) (7-63, 3:49)	21-20
NO	3	1:05	McAllister 11 pass from Brees (Carney kick) (9-84, 6:21)	21-27
PHI	4	11:08	Akers 24 FG (9-64, 4:57)	24-27

	PHI	NO
Total First Downs	14	27
Total Net Yards	365	435
Rushes-Yards	20-123	37-208
Net Yards Passing	232	227
Passing (A-C-I)	30-15-0	32-20-0
Sacked-Yards	1-8	3-16
Punts-Average	6-38.5	3-40.3
Fumbles-Lost	1-0	2-1
Penalties-Yards Lost	6-39	3-35
Time of Possession	24:36	35:24

RUSHING

PHI: Westbrook 13-116, 2 TDs; Garcia 4-9; Buckhalter 3-(-2)
NO: McAllister 21-143, 1 TD; Bush 12-52, 1 TD; Weatherford 1-15; Brees 3-(-2)

PASSING

PHI: Garcia 30-15-0, 240 yards, 1 TD
NO: Brees 32-20-0, 243 yards, 1 TD

RECEIVING

PHI: Stallworth 3-100, 1 TD; Brown 3-76; Westbrook 3-5; Smith 2-23; Baskett 1-25; Buckhalter 1-8; Schobel 1-5; Tapeh 1-2
NO: Colston 5-55; Miller 4-64; McAllister 4-20, 1 TD; Bush 3-22; Henderson 1-35; Campbell 1-23; Owens 1-21; Copper 1-3

CHICAGO BEARS · 39 SAINTS · 14

NFC Conference Championship (Jan. 21, 2007) - Soldier Field (61,817)

In the club's first appearance in the NFC Championship Game, after trailing 16-0 the Saints sliced the Bears' lead to two points and were behind by only four early in the fourth quarter, but four turnovers proved too difficult to overcome. A fumble led to Chicago's first field goal late in the first quarter, and another fumble on the ensuing kickoff added another three-pointer for the Bears a few minutes later. Chicago would drive for a field goal in the second quarter to go ahead 9-0 and march for a TD on its next drive to take a 16-0 lead. The Saints would get on the scoreboard when WR **Marques Colston** hauled in a 13-yard touchdown with 51 seconds remaining in the first half. Chicago's lead shrunk to 16-14 when RB **Reggie Bush** scored on an 88-yard TD early in the second half. But QB **Drew Brees** was flagged for intentional grounding in the end zone for a safety later in the third quarter, and the Bears wore down the Saints in the fourth quarter following a pair of New Orleans turnovers and after the Saints failed to convert on two fourth-down attempts.

New Orleans Saints	0	7	7	0	**14**
Chicago Bears	3	13	2	21	**39**

Team	Q	Time	Play Description (Extra Point) (Drive Info)	V-H
CHI	1	0:41	Gould 19 FG (11-35, 4:44)	0-3
CHI	2	13:40	Gould 43 FG (4-5, 1:53)	0-6
CHI	2	8:52	Gould 24 FG (8-43, 3:25)	0-9
CHI	2	1:56	Jones 2 run (Gould kick) (8-69, 3:55)	0-16
NO	2	0:46	Colston 13 pass from Brees (Carney kick) (8-73, 1:10)	7-16
NO	3	12:20	Bush 88 pass from Brees (Carney kick) (2-93, 0:53)	14-16
CHI	3	5:27	Penalty on Brees enforced in end zone for a Safety	14-18
CHI	4	14:23	Berrian 33 pass from Grossman (Gould kick) (5-85, 2:24)	14-25
CHI	4	11:37	Benson 12 run (Gould kick) (4-26, 2:04)	14-32
CHI	4	4:19	Jones 15 run (Gould kick) (5-30, 3:02)	14-39

	NO	CHI
Total First Downs	15	18
Total Net Yards	375	340
Rushes-Yards	12-56	46-196
Net Yards Passing	319	144
Passing (A-C-I)	49-27-1	26-11-0
Sacked-Yards	3-35	0-0
Punts-Average	5-38.8	7-47.4
Fumbles-Lost	4-3	1-0
Penalties-Yards Lost	7-47	1-5
Time of Possession	27:45	35:15

RUSHING

NO: Bush 4-19; McAllister 6-18; Karney 1-11; Brees 1-8
CHI: Jones 19-123, 2 TDs; Benson 24-60, 1 TD; Davis 1-16

PASSING

NO: Brees 49-27-1, 354 yards, 2 TDs
CHI: Grossman 26-11-0, 144 yards, 1 TD

RECEIVING

NO: Bush 7-132, 1 TD; Colston 5-63, 1 TD; Miller 4-31; Copper 3-29; McAllister 3-27; Henderson 2-57; Campbell 2-6; Karney 1-9
CHI: Berrian 5-85; 1 TD; McKie 3-6; Clark 1-30; Muhammad 1-20; Gilmore 1-3

SAINTS • 45 ARIZONA CARDINALS • 14

NFC Divisional Playoff (Jan. 16, 2010) - Louisiana Superdome (70,149)

The Saints punched a ticket to their second NFC Championship appearance in four years by throttling the Cardinals. New Orleans survived a 70-yard rushing score by Arizona on the first play of the game to score three straight first quarter touchdowns, including runs by RBs **Lynell Hamilton** and **Reggie Bush** and a 17-yard TD pass from QB **Drew Brees** to TE **Jeremy Shockey**. After Arizona RB **Beanie Wells** closed the score to 21-14 with a second quarter four-yard TD run, the Saints ran up 24 more unanswered points, punctuated by an 83-yard punt return for a score by Bush. After giving up the initial touchdown run, the Saints defense would only allow 31 more yards on the ground and forced two turnovers. The Saints controlled the ball for over 36 minutes and rolled up 27 first downs and 418 yards in the win.

Arizona Cardinals			7	7	0	0	**14**
New Orleans Saints			21	14	10	0	**45**
Team	**Q**	**Time**	**Play Description (Extra Point) (Drive Info)**				**V-H**
ARZ	1	14:41	Hightower 70 run (Rackers kick) (1-70, 0:19)				7-0
NO	1	9:17	Hamilton 1 run (Hartley kick) (10-72, 5:24)				7-7
NO	1	7:02	Shockey 17 pass from Brees (Hartley kick) (4-37, 1:58)				7-14
NO	1	2:31	Bush 46 run (Hartley kick) (5-77, 2:54)				7-21
ARZ	2	9:40	Wells 4 run (Rackers kick) (9-80, 5:07)				14-21
NO	2	6:48	Henderson 44 pass from Brees (Hartley kick) (6-83, 2:52)				14-28
NO	2	1:10	Colston 2 pass from Brees (Hartley kick) (8-27, 4:38)				14-35
NO	3	8:26	Hartley 43 FG (6-39, 2:10)				14-38
NO	3	6:42	Bush 83 punt return (Hartley kick)				14-45

	ARZ	NO
Total First Downs	15	27
Total Net Yards	359	418
Rushes-Yards	15-101	34-171
Net Yards Passing	258	247
Passing (A-C-I)	36-24-1	32-23-0
Sacked-Yards	1-8	0-0
Punts-Average	6-43.5	4-42.8
Fumbles-Lost	3-1	0-0
Penalties-Yards Lost	3-22	6-44
Time of Possession	23:33	36:27

RUSHING

ARZ: Hightower 6-87, 1 TD; Wells 5-7, 1 TD; Stephens-Howling 2-4; Wright 1-3; Warner 1-0
NO: Bush 5-84, 1 TD; P.Thomas 13-52; Hamilton 5-23, 1 TD; Bell 6-11; Meachem 1-4; D.Thomas 1-0; Brees 3-(-3)

PASSING

ARZ: Warner 26-17-1, 205 yards; Leinart 10-7-0, 61 yards
NO: Brees 32-23-0, 247 yards, 3 TDs

RECEIVING

ARZ: Doucet 8-68; Fitzgerald 6-77; Breaston 4-52; Hightower 3-27; Urban 2-34; Becht 1-8
NO: Colston 6-83, 1 TD; Henderson 4-80, 1 TD; Bush 4-24; P.Thomas 4-18; Shockey 3-36, 1 TD; Moore 2-6

SAINTS • 31 MINNESOTA VIKINGS • 28 (OT)

NFC Conference Championship (Jan. 24, 2010) - Louisiana Superdome (71,276)

K **Garrett Hartley** hit a 40-yard field goal straight through the uprights in overtime to give the Saints a 31-28 victory and the club's first trip to the Super Bowl. The Vikings took an early 7-0 lead on a 19-yard TD run by RB **Adrian Peterson**. The Saints tied the score when QB **Drew Brees** threw a screen to RB **Pierre Thomas**, which he took 38 yards for a TD. The Vikings took the lead back at the end of the first quarter on a five-yard scoring pass from QB **Brett Favre** to WR **Sidney Rice**. New Orleans took their first lead in the third quarter following a nine-yard TD pass from Brees to WR **Devery Henderson** and a nine-yard scoring run by Thomas. Peterson would run for two more TDs and CB **Tracy Porter** picked off Favre at the end of the fourth quarter to force overtime. The Saints opened up overtime with possession and scored on the drive.

Minnesota Vikings			14	0	7	7	0	**28**
New Orleans Saints			7	7	7	7	3	**31**
Team	**Q**	**Time**	**Play Description (Extra Point) (Drive Info)**					**V-H**
MIN	1	9:35	Peterson 19 run (Longwell kick) (10-80, 5:25)					7-0
NO	1	6:30	P.Thomas 38 pass from Brees (Hartley kick) (7-76, 3:05)					7-7
MIN	1	2:11	Rice 5 pass from Favre (Longwell kick) (10-73, 4:19)					14-7
NO	2	10:30	Henderson 9 pass from Brees (Hartley kick) (7-64, 2:51)					14-14
NO	3	12:56	P.Thomas 9 run (Hartley kick) (4-37, 2:04)					14-21
MIN	3	7:35	Peterson 1 run (Longwell kick) (9-80, 5:21)					21-21
NO	4	12:39	Bush 5 pass from Brees (Hartley kick) (3-7, 1:31)					21-28
MIN	4	4:58	Peterson 2 run (Longwell kick) (7-57, 2:59)					28-21
NO	OT	10:15	Hartley 40 FG (10-39, 4:45)					28-31

	MIN	NO
Total First Downs	31	15
Total Net Yards	475	257
Rushes-Yards	36-165	23-68
Net Yards Passing	310	189
Passing (A-C-I)	46-28-2	31-17-0
Sacked-Yards	0-0	1-8
Punts-Average	4-39.0	7-51.3
Fumbles-Lost	6-3	1-1
Penalties-Yards Lost	5-32	2-14
Time of Possession	36:49	27:56

RUSHING

MIN: Peterson 25-122, 3 TDs; Taylor 6-28; Harvin 4-15; Favre 1-0
NO: P.Thomas 14-61, 1 TD; Bush 7-8; Brees 1-0; Hamilton 1-(-1)

PASSING

MIN: Favre 46-28-2, 310 yards, 1 TD
NO: Brees 31-17-0, 197 yards, 3 TDs

RECEIVING

MIN: Berrian 9-102; Harvin 5-38; Shiancoe 4-83; Rice 4-43, 1 TD; Taylor 3-18; Peterson 2-14; Kleinsasser 1-12
NO: Henderson 4-39, 1 TD; D.Thomas 3-32; P.Thomas 2-38, 1 TD; Bush 2-33, 1 TD; Colston 2-22; Meachem 2-19; Shockey 1-9; Moore 1-5

HISTORICAL PLAYOFF SUMMARIES

SAINTS • 31 INDIANAPOLIS COLTS • 17

Super Bowl XLIV (Feb. 7, 2010) - Sun Life Stadium (74,059)

Leading 24-17 and trying to stop the Colts offense, CB **Tracy Porter** intercepted a **Peyton Manning** pass and raced 74 yards for a touchdown that gave the Saints their first Super Bowl title. The Saints staved off two consecutive Colts drives that gave them an early 10-0 lead and responded with two long field goals by K **Garrett Hartley**. The Saints started the second half with a surprise onside kick, which was recovered by S **Chris Reis** and would lead to a 16-yard pass play on a screen from QB **Drew Brees** to RB **Pierre Thomas** to take a 13-10 lead. The Colts took the lead back midway through the third quarter on a four-yard run by RB **Joseph Addai**. New Orleans struck back with their first of 18 unanswered points when Hartley kicked his third field goal, a 47-yarder to put the Saints within one point near the end of the third quarter. The Saints took the lead for good late in the fourth quarter when Brees found TE **Jeremy Shockey** for a two-yard TD, followed by a two-point conversion on a pass play to WR **Lance Moore**.

New Orleans Saints			0	6	10	15	**31**
Indianapolis Colts			10	0	7	0	**17**
Team	**Q**	**Time**	**Play Description (Extra Point) (Drive Info)**				**V-H**
IND	1	7:29	Stover 38 FG (11-53, 5:53)				0-3
IND	1	0:36	Garcon 19 pass from Manning (Stover kick) (11-96, 4:36)				0-10
NO	2	9:34	Hartley 46 FG (11-60, 6:02)				3-10
NO	2	0:00	Hartley 44 FG (5-26, 0:35)				6-10
NO	3	11:41	P.Thomas 16 pass from Brees (Hartley kick) (6-58, 3:19)				13-10
IND	3	6:15	Addai 4 run (Stover kick) (10-76, 5:26)				13-17
NO	3	2:01	Hartley 47 FG (8-37, 4:14)				16-17
NO	4	5:42	Shockey 2 pass from Brees (Brees-Moore pass) (9-59, 4:57)				24-17
NO	4	3:12	Porter 74 interception return (Hartley kick)				31-17

	NO	IND
Total First Downs	20	23
Total Net Yards	332	432
Rushes-Yards	18-51	19-99
Net Yards Passing	281	333
Passing (A-C-I)	39-32-0	45-31-1
Sacked-Yards	1-7	0-0
Punts-Average	2-44.0	2-45.0
Fumbles-Lost	0-0	0-0
Penalties-Yards Lost	3-19	5-45
Time of Possession	30:11	29:49

RUSHING

NO: P.Thomas 9-30; Bush 5-25; Bell 2-4; Brees 1-(-1); Henderson 1-(-7)
IND: Addai 13-77, 1 TD; Brown 4-18; Hart 2-4

PASSING

NO: Brees 39-32-0, 288 yards, 2 TDs
IND: Manning 45-31-1, 333 yards, 1 TD

RECEIVING

NO: Colston 7-83; Henderson 7-63; P.Thomas 6-55, 1 TD; Bush 4-38; Shockey 3-13, 1 TD; Moore 2-21; Meachem 2-6; D.Thomas 1-9
IND: Clark 7-86; Addai 7-58; Collie 6-66; Garcon 5-66, 1 TD; Wayne 5-46; Brown 1-11

SEATTLE SEAHAWKS • 41 SAINTS • 36

NFC Wild Card Playoff (Jan. 8, 2011) - Qwest Field (66,336)

Seattle rebounded from 10-0 and 17-7 first half deficits to eventually stake out a 24-20 halftime lead and defeat the Saints 41-36 to end their season. The Saints got off to a quick 10-0 start on a 26-yard field goal by K **Garrett Hartley** and a one-yard touchdown pass from QB **Drew Brees** to FB **Heath Evans**. The Seahawks would outscore the Saints 24-10 in the rest of the first half, powered by three TD passes by QB **Matt Hasselbeck**. The Saints got within four with 9:13 left on a 21-yard field goal by Hartley, but a 67-yard touchdown run by RB **Marshawn Lynch** gave Seattle an 11-point lead with 3:22 left.

New Orleans Saints			10	10	0	16	**36**
Seattle Seahawks			7	17	10	7	**41**
Team	**Q**	**Time**	**Play Description (Extra Point) (Drive Info)**				**V-H**
NO	1	11:43	Hartley 26 FG (8-52, 3:17)				3-0
NO	1	6:21	Evans 1 pass from Brees (Hartley kick) (8-35, 4:11)				10-0
SEA	1	3:38	Carlson 11 pass from Hasselbeck (Mare kick) (6-57, 2:43)				10-7
NO	2	13:38	Jones 5 run (Hartley kick) (10-83, 5:00)				17-7
SEA	2	11:00	Carlson 7 pass from Hasselbeck (Mare kick) (5-70, 2:38)				17-14
SEA	2	7:03	Mare 29 FG (4-8, 1:47)				17-17
SEA	2	1:15	Stokley 45 pass from Hasselbeck (Mare kick) (9-76, 3:48)				17-24
NO	2	0:00	Hartley 22 FG (11-77, 1:15)				20-24
SEA	3	11:48	Williams 38 pass from Hasselback (Mare kick) (7-79, 3:12)				20-31
SEA	3	5:27	Mare 39 FG (9-33, 4:12)				20-34
NO	4	13:11	Jones 4 run (Hartley kick) (12-87, 4:42)				27-34
NO	4	9:13	Hartley 21 FG (8-53, 3:27)				30-34
SEA	4	3:22	Lynch 67 run (Mare kick) (2-67, 0:58)				30-41
NO	4	1:30	Henderson 6 pass from Brees (run failed) (9-70, 1:52)				36-41

	NO	SEA
Total First Downs	32	19
Total Net Yards	474	415
Rushes-Yards	22-77	24-150
Net Yards Passing	397	265
Passing (A-C-I)	60-39-0	35-22-1
Sacked-Yards	1-7	2-7
Punts-Average	4-47.8	4-38.8
Fumbles-Lost	2-1	0-0
Penalties-Yards Lost	7-39	6-39
Time of Possession	32:01	27:59

RUSHING

NO: Jones 15-59, 2 TDs; Bush 5-12; Brees 2-6
SEA: Lynch 19-131, 1 TD; Forsett 4-20; Hasselbeck 1- (-1)

PASSING

NO: Brees 60-39-0, 404 yards, 2 TDs
SEA: Hasselbeck 35-22-1, 272 yards, 4 TDs

RECEIVING

NO: Henderson 7-77, 1 TD; Jones 6-61; Bush 5-37; Colston 4-66; Moore 4-49; D. Thomas 4-38; Evans 4-23, 1 TD; Meachem 3-29, Shockey 2-24
SEA: Williams 5-68, 1 TD; Obamanu 5-43; Stokley 4-73, 1 TD; Carlson 3-17, 2 TDs; Forsett 2-12; Morrah 1-39; Martin 1-15; Tate 1-5

SAINTS · 45 DETROIT LIONS · 28

NFC Wild Card Playoff (Jan. 7, 2012) - Mercedes-Benz Superdome (70,038)

The Saints rebounded from a 14-10 halftime deficit and set an NFL postseason single-game record with 626 total net yards to defeat Detroit 45-28 in the NFC Wild Card playoff and advance to the divisional round. After the Lions struck first on a 10-yard TD pass from QB **Matthew Stafford** to TE **Will Heller**, the Saints evened the score on a two-yard TD run by RB **Darren Sproles**. Stafford found WR **Calvin Johnson** for a 13-yard TD midway through the second quarter, but the Saints would score 17 unanswered points through the third quarter to take the lead for good. Overall, the Saints would outscore the Lions 35-14 in the second half, powered by three TD passes by QB **Drew Brees** and Sproles' second rushing score and a one-yard rush for a TD by RB **Pierre Thomas**. Two fourth quarter interceptions by CB **Jabari Greer** would stifle Stafford, Johnson and the potent Detroit offense, ending their season.

Detroit Lions				7	7	7	7	**28**
New Orleans Saints				0	10	14	21	**45**
Team	**Q**	**Time**	**Play Description (Extra Point) (Drive Info)**					**V-H**
DET	1	10:58	Heller 10 pass from Stafford (Hanson kick) (8-80, 4:02)					7-0
NO	2	14:01	Sproles 2 run (Kasay kick) (11-89, 5:19)					7-7
DET	2	9:11	Johnson 13 pass from Stafford (Hanson kick) (9-87, 4:50)					14-7
NO	2	0:00	Kasay 24 FG (14-78, 5:03)					14-10
NO	3	13:09	Henderson 41 pass from Brees (Kasay kick) (4-78, 1:51)					14-17
NO	3	4:03	Graham 3 pass from Brees (Kasay kick) (13-92, 6:27)					14-24
DET	3	1:08	Stafford 1 run (Hanson kick) (8-80, 2:55)					21-24
NO	4	9:53	Sproles 17 run (Kasay kick) (14-80, 6:15)					21-31
NO	4	7:29	Meachem 56 pass from Brees (Kasay kick) (4-61, 2:14)					21-38
DET	4	4:40	Johnson 12 pass from Stafford (Hanson kick) (9-79, 2:49)					28-38
NO	4	3:36	Thomas 1 run (4-44, 1:04)					28-45

	DET	NO
Total First Downs	22	34
Total Net Yards	412	626
Rushes-Yards	10-32	36-167
Net Yards Passing	380	459
Passing (A-C-I)	43-28-2	43-33-0
Sacked-Yards	0-0	2-7
Punts-Average	3-42.3	0-0.0
Fumbles-Lost	0-0	2-2
Penalties-Yards Lost	7-64	3-18
Time of Possession	22:24	37:36

RUSHING

DET: Smith 6-21; Young 1-8; Burleson 1-2; Stafford 2-1
NO: P.Thomas 8-66, 1 TD; Sproles 10-51, 2 TDs; Ivory 13-47; Henderson 1-4; Brees 4-(-1)

PASSING

DET: Stafford 43-28-2, 380 yards, 3 TDs
NO: Brees 43-33-0, 466 yards, 3 TDs

RECEIVING

DET: Johnson 12-211, 2 TDs; Burleson 4-5; Pettigrew 4-49; Young 4-33; Smith 2-10; Heller 1-10, 1 TD; Scheffler 1-7;
NO: Colston 7-120; Graham 7-55, 1 TD; P.Thomas 6-55; Meachem 4-111, 1 TD; Sproles 4-34; Henderson 2-64, 1 TD; Collins 2-20; Arrington 1-7

SAN FRANCISCO 49ERS · 36 SAINTS · 32

NFC Divisional Playoff (Jan. 14, 2012) - Candlestick Park (69,732)

After trailing by as many as 17 points, New Orleans rebounded to take a 32-29 fourth quarter lead, but a 14-yard TD pass from QB **Alex Smith** to TE **Vernon Davis** with nine seconds left ended the Saints' season at the hands of San Francisco. The 49ers got off to a 17-0 start but a pair of **Drew Brees** TD passes dropped the halftime deficit to 17-14. A 49ers field goal was the only scoring of the third quarter and following a 37-yard field goal by San Francisco K **David Akers** midway through the final period, the two clubs would score two touchdowns apiece. RB **Darren Sproles** set a postseason single-game NFL receiving record with 15 grabs for 118 yards with a fourth quarter 44-yard touchdown.

New Orleans Saints				0	14	0	18	**32**
San Francisco 49ers				14	3	3	16	**36**
Team	**Q**	**Time**	**Play Description (Extra Point) (Drive Info)**					**V-H**
SF	1	2:08	V. Davis 49 pass from Alex Smith (Akers kick) (2-54, 0:46)					0-7
SF	1	0:41	Crabtree 4 pass from Alex Smith (Akers kick) (3-4, 0:15)					0-14
SF	2	14:12	Akers 25 FG (4-6, 1:23)					0-17
NO	2	9:32	Graham 14 pass from Brees (Kasay kick) (9-80, 4:40)					7-17
NO	2	4:09	Colston 25 pass from Brees (Kasay kick) (7-66, 3:04)					14-17
SF	3	10:36	Akers 41 FG (4-3, 0:59)					14-20
NO	4	13:08	Kasay 48 FG (9-37, 3:26)					17-20
SF	4	7:36	Akers 37 FG (5-45, 3:02)					17-23
NO	4	4:02	Sproles 44 pass from Brees (Kasay kick) (9-79, 3:34)					24-23
SF	4	2:11	Alex Smith 28 run (run failed) (6-80, 1:51)					24-29
NO	4	1:37	Graham 66 pass from Brees (Brees-Sproles pass) (4-88, 0:34)					32-29
SF	4	0:09	V. Davis 14 pass from Alex Smith (Akers kick) (7-85, 1:28)					32-36

	NO	SF
Total First Downs	26	17
Total Net Yards	472	407
Rushes-Yards	14-37	22-143
Net Yards Passing	435	264
Passing (A-C-I)	63-40-2	42-24-0
Sacked-Yards	3-27	4-35
Punts-Average	5-45.4	8-49.5
Fumbles-Lost	3-3	3-1
Penalties-Yards Lost	0-0	3-33
Time of Possession	31:20	28:40

RUSHING

NO: Ivory 9-23; Thomas 1-6; Brees 1-5; Sproles 3-3
SF: Gore 13-89; Alex Smith 1-28, 1 TD; Hunter 6-23; Ginn, 1-3; Dixon 1-0

PASSING

NO: Brees 63-40-2, 462 yards, 4 TDs
SEA: Alex Smith 42-24-0, 299 yards, 3 TDs

RECEIVING

NO: Sproles 15-118, 1 TD; Colston 9-136, 1 TD; Graham 5-103, 1 TD; Henderson 4-49; Meachem 3-19; Arrington 1-14; Higgins 1-10; Collins 1-8, Thomas 1-4
SF: V. Davis 7-180, 2 TDs; Gore 7-38; Crabtree 4-25, 1 TD; K. Williams 2-12; Miller 1-16; Hunter 1-13; Ginn 1-11; Peelle 1-4

ALL-TIME ROSTER

COACHES

Abramowicz, Danny — Xavier (Ohio) 1997-99
Alexander, Hubbard — Tennessee State....2000-03
Allen, Dennis — Texas A&M....2006-10
Amadee, Lynn — Louisiana State 1973
April, Bobby — Nicholls State....1996-99
Arians, Bruce — Virginia Tech....1996
Atkins, Dave — Texas El-Paso....1996, 2000-04
Bailey, Adam — Louisville 2005-09
Baker, Joe — Princeton 2000-04
Barnes, Billy Ray — Wake Forest....1969-70,75
Beake, Chip — South Carolina 2001-05
Beake, John — Trenton State 1976-77
Beard, Ed — Tennessee 1978-80
Biles, Ed — Miami (Ohio) 1969-70
Bonamego, John — Central Michigan 2006-07, 2011
Boudreau, Paul — Boston College....1987-93
Brown, Greg — Texas El-Paso....2002-05
Buchanan, Buck — Grambling State....1976-77
Bunting, John — North Carolina 2000
Byrd, Charles — Morehead State....2010-
Campbell, Whitey — Miami (Fla.)....1976-80
Capers, Dom — Mount Union....1986-91
Carmichael, Pete — Boston College 2006-
Champion, Jim — Mississippi State....1971-72
Cignetti, Frank Jr. — Indiana (Pa.)....2000-01
Clancy, Sam — Pittsburgh....2000-03
Clements, Tom — Notre Dame 1997-99
Corey, Walt — Miami 1997-99
Cummings, Bob — Vanderbilt....1973-75
Curtis, Andre — VMI....2012-
Dalrymple, Dan — Miami (Ohio)....2006-
Davidson, Jeff — Ohio State 1996
Del Rio, Jack — Southern California....1997-98
Dickson, George — Notre Dame....1967-68
Ditka, Mike — Pittsburgh....1997-99
Ecklund, Brad — Oregon 1968-70
Ellard, Henry — Fresno State....2012-
Erkenbeck, Jim — San Diego State....1986
Everest, Al — Southern Methodist....2000-05
Everest, Andy — Texas-El Paso 1981-85
Fangio, Vic — East Stroudsburg 1986-94
Faulkner, Jack — Miami (Ohio)....1967-69
Fears, Tom — UCLA....1967-70
Flajole, Ken — Pacific Lutheran 2012
Franklin, Chet — Utah....1978-79
Garrett, Jim — Utah State 1976-77
Garrett, Judd — Princeton 1997-99
Gibbs, Gary — Oklahoma 2006-08
Glick, Fred — Colorado State....1980
Gullickson, Rock — Moorhead (Minn.) State 2000-05
Haslett, Jim — Indiana (Pa.)....1995-96, 2000-05
Hatley, Mark — Oklahoma State....1985
Hayes, Tom — Iowa 2006-07
Hefferle, Ernie — Duquesne....1975
Heinrich, Don — Washington....1969-70
Henry, Jack — Indiana (Pa.)....2000-05
Henshaw, George — West Virginia 2006-07
Hewgley, Wimp — Wyoming....1974-75
Hill, Bob — Jackson State....1978-79
Hill, King — Rice....1981-85
Hobby, Marion — Clemson....2006-07
Holman, Rodney — Tulane 1998-99
Hostler, Jim — Indiana (Pa.) 2001-02
Hughes, Ed — Tulsa 1978-80
Ingalls, Bret — Wichita State 2009-
Jackson, Harold — Jackson State 1997-99
Jackson, Rickey — Pittsburgh....1998-99
James, Ned — New Mexico State 1998-99
Johnson, Bill — Northwestern (La.) State 2009-
Johnson, Curtis — Idaho....2006-11
Jones, Travis — Georgia....2008-12
Kennan, Larry — LaVerne....1995
Khayat, Ed — Tulane....1967-70
Kiffin, Monte — Nebraska....1995
Knott, Ty — Oregon Tech....2003-05
Kotite, Rich — Wagner....1977
Kromer, Aaron — Miami (Ohio)....2008-12
Kuharich, Lary — Boston College....1998-99
Kwan, Stan — San Diego State....2013-
Langsdorf, Danny — Linfield College....2002-04
Ledbetter, Bob — Mississippi Industrial....1974-75
Levra, John — Pittsburg State (Kan.)....1981-85
Lombardi, Joe — Air Force 2007-13
Mainord, Carlos — McMurray J.C....1999
Mallory, Mike — Michigan 2008-12
Malone, Terry — Holy Cross 2006-
Marciano, Joe — Temple....1986-95
Marcus, Evan — Ithaca 2000-02
Marrone, Doug — Syracuse 2006-08
Matsko, John — Kent State....1994-96
Matuszak, Marv — Tulsa....1971-73
Mauck, Carl — Southern Illinois....1982-85
Mayeaux, Glenn — New Orleans 1996
McCarthy, Mike — Baker (Kan.)....2000-04
McGriff, Wesley — Savannah State....2013-
McHan, Lamar — Arkansas....1974-75, 78-84
McMahon, Greg — Eastern Illinois 2006-
Meyers, Bill — Stanford....1999
Misciagna, John — Dickinson College....2003
Moore, Tom — Iowa....1997
Mora, Jim E. — Occidental 1986-96
Mora, Jim L. — Washington....1992-96
Morton, John — Western Michigan....2006
Moss, Winston — Miami (Fla.)....2000-05
Myers, Chip — Northwestern Oklahoma State 1994
Neal, Dan — Kentucky....1997-99
Neu, Mike — Ball State....2014-
Nicolau, Nick — Southern Connecticut 1980
Nolan, Dick — Maryland 1977-80
North, John — Vanderbilt....1973-75
Nunnely, Wayne — Nevada-Las Vegas 1995-96
Oden, Tony — Baldwin-Wallace 2006-11
Orgeron, Ed — Northwestern (La.) State 2008
Pagano, John — Mesa State (Colo.)....1996-97
Palmieri, Jerry — Montclair State 2003
Palcic, Bob — Dayton 2000-05
Paternostro, Russell — San Diego State 1981-96
Paul, Markus — Syracuse....1998-99
Payton, Sean — Eastern Illinois 2006-
Pease, John — Utah....1986-95, 2004-05
Pettey, Phil — Missouri 2000
Phillips, Jim (Red) — Auburn 1973-75
Phillips, O.A. (Bum) — Stephen F. Austin 1981-85
Phillips, Wade — Houston....1981-85
Pratt, Tom — Miami 1978-80
Pyne, Jim — Virginia Tech 2005
Riecke, Lou — Louisiana State 1980
Richardson, Harold — Southern Methodist 1981-85
Riley, Mike — Alabama....2002
Roberts, J.D. — Oklahoma....1967-68,71-73
Robinson, Jimmy — Georgia Tech....2004-05
Robinson, Willy — Fresno State....2005
Roland, Johnny — Missouri 2005
Roushar, Dan — Northern Illinois....2013-
Roy, Alvin — Louisiana State 1976-77
Royer, Jim — Navy 1970-72
Rutigliano, Sam — Tulsa....1976-77
Ryan, Rob — Southwestern Oklahoma State 2013-
Schonert, Turk — Stanford 2005
Shaw, Bob — Ohio State 1967-68
Shaw, Willie — New Mexico....1997
Sheppard, Mike — California Lutheran 2002-05
Sheridan, Carter — Florida A&M 2009-
Shipp, Ken — Middle Tennessee State 1971-72
Shively, Doug — Kentucky 1974-76
Sidwell, Steve — Colorado 1986-94
Skipper, Jim — Whittier 1986-95
Smith, Carl — Cal Poly-San Luis Obispo....1986-96
Smith, Jerry — Wisconsin 1969-70
Smith, Frank — Miami (Ohio) 2010-
Smith, Mark — North Carolina State 2004
Spagnuolo, Steve — Springfield....2012
Spencer, Joe — Oklahoma State....1981-85
Stanfel, Dick — San Francisco 1976-80,97-98
Stram, Hank — Purdue 1976-77
Tate, Charlie — Florida....1971
Trimble, Steve — Maryland....1995
Ungaro, Marcus — Washington State 2012-
Van Zandt, Lance — Lamar....1981-84
Venturi, Rick — Northwestern 1996-2005
Vitt, Joe — Towson State....2006-
Walters, Steve — Arkansas....1986-96
Warren, Frank — Auburn....1995
Wenning, Rob — Findlay 2010-
White, Dixie — Texas Tech 1973
Whitehead, Bud — Florida State....1971-75
Withers, Everett — Appalachian State....1994
Wiggin, Paul — Stanford....1978-79
Williams, Gregg — Northeast Missouri State 2009-11
Woicik, Mike — Boston College....1997-99
Wood, Dick — Auburn 1976-77
Woodford, Mike — Arizona....2001
Yaralian, Zaven — Nebraska....1997-99
Young, Brian — Texas El-Paso 2009-
Young, John Paul — Texas-El Paso 1981-85
Yowarsky, Walt — Kentucky....1967-68
Zapalac, Willie — Texas A&M 1981-85
Zook, Ron — Miami (Ohio)....2000-01

ALL-TIME ROSTER

PLAYERS

Players who have spent at least one regular season or postseason game on the active roster.

A

42 Abdul-Quddus, Isa (S) — Fordham 2011-13
46 Abramowicz, Danny (WR) — Xavier (Ohio) 1967-73
53 Absher, Dick (LB) — Maryland 1969-71
69 Ackerman, Tom (C/G) — Eastern Washington 1996-2001
40 Adams, Michael (DB) — Arkansas State 1987-88
61 Adams, Sam (G) — Prairie View A&M 1981
64 Adams, Scott (G) — Georgia 1994
27 Adams, Vashone (S) — Eastern Michigan 1997
24 Adkins, Margene (WR) — Wichita State 1972
50,54 Aleaga, Ink (LB) — Washington 1997-99
69 Alexander, P.J. (T) — Syracuse 2003
30 Alexander, Vincent (FB) — Southern Mississippi 1987
65 Alleman, Andy (G) — Akron 2007
21 Allen, Eric (CB) — Arizona State 1995-97
50 Allen, James (LB) — Oregon State 2002-05
99 Allen, Kenderick (DT) — Louisiana State 2003
20 Allen, Terry (RB) — Clemson 2000
86 Alphin, Gerald (WR) — Kansas State 1990-91
43,33 Ambrose, Ashley (CB) — Mississippi Valley State . 1999, 2003-04
40 Amaya, Jonathon (S) — Nevada 2011
7 Andersen, Morten (K) — Michigan State 1982-94
71 Anderson, Dick (T) — Ohio State 1967
77 Anderson, Gary (G) — Stanford 1978
81 Anderson, Jesse (TE) — Mississippi State 1993
96 Andrus, Sheldon (DT) — Nicholls State 1986-87
22 Anthony, Tyrone (RB) — North Carolina 1984-85
60 Archibald, Ben (T) — Brigham Young 2005
72 Armstead, Terron (T) — Arkansas-Pine Bluff 2013-
53 Arnoux, Stanley (LB) — Wake Forest 2010
87 Arrington, Adrian (WR) — Michigan 2009-11
49 Asiodu, K.C. (LB) — Central Oklahoma 2010
89 Askson, Bert (TE) — Texas Southern 1973
45 Athas, Pete (S) — Tennessee 1976
81 Atkins, Doug (DE) — Tennessee 1967-69
28 Atkins, Gene (S) — Florida A&M 1987-93
47 Austin, Cliff (RB) — Clemson 1983
92 Ayodele, Remi (DT) — Oklahoma 2008-10

B

78 Backes, Tom (G) — Oklahoma 1993
86 Baker, Melvin (WR) — Michigan 1975
38 Baker, Tony (RB) — Iowa State 1968-71
80 Banks, Gordon (WR) — Stanford 1980-81
24 Barclay, Chris (RB) — Wake Forest 2007
36 Barnes, Darian (FB) — Hampton 2008
51 Barnes, Derrick (LB) — Virginia 1997
10,6 Barnhardt, Tommy (P) — North Carolina 1987,89-94,99
80 Barnwell, Malcolm (WR) — Virginia Union 1985
32 Barrington, Tom (RB) — Ohio State 1967-70
88 Bass, Don (TE) — Houston 1982
24 Bates, Mario (RB) — Arizona State 1994-97
63 Baumgartner, Steve (DE) — Purdue 1973-77
85 Beasley, John (TE) — California 1973-74
19,89 Bech, Brett (WR) — Louisiana State 1996-99
34 Bell, Carlos (TE) — Houston 1971
20 Bell, Joique (RB) — Wayne State 2011
40,21 Bell, Mike (RB) — Arizona 2008-09
20 Bellamy, Jay (S) — Rutgers 2001-07
40 Bender, Wes (FB) — Southern California 1997
7 Benjamin, Guy (QB) — Stanford 1980
63 Bennett, Barry (DE) — Concordia (Minn.) 1978-81
91 Bennett, Monte (DT) — Kansas State 1981
83,86 Benson, Cliff (TE) — Purdue 1987-88
65 Bentley, LeCharles (G/C) — Ohio State 2002-05
17 Berger, Mitch (P) — Colorado 2003-05
46 Betts, Ladell (RB) — Iowa 2010
47 Beverly, Dwight (RB) — Illinois 1987
18 Blake, Jeff (QB) — East Carolina 2000-01
10 Blanchard, Cary (K) — Oklahoma State 1992
16 Blanchard, Tom (P) — Oregon 1974-78
76 Board, Dwaine (DE) — North Carolina A&T 1988
57 Bockwoldt, Colby (LB) — Brigham Young 2004-05
77 Boeke, Jim (T) — Heidelberg 1968
23 Booker, Fred (CB) – Louisiana State 2005
56 Bordano, Chris (LB) — Southern Methodist 1998-99
50 Bordelon, Ken (LB) — Louisiana State 1976-77,79-82
25 Bosarge, Wade (DB) — Tulsa 1977
86 Botkin, Kirk (TE) — Arkansas 1994-95
4 Bouman, Todd (QB) — St. Cloud State 2003-05
77 Boyarsky, Jerry (DT) — Pittsburgh 1981
21 Boyd, Greg (S) — Arizona 1974
36 Boykin, Greg (RB) — Northwestern 1977
69 Boykin, McKinley (DT) — Mississippi 2007
35 Branch, Jamaal (RB) — Colgate 2006-07
95 Brannon, Robert (DE) — Arkansas 1987
9 Brees, Drew (QB) — Purdue 2006-
85 Brenner, Hoby (TE) — Southern California 1981-93
82 Brewer, Johnny (LB) — Mississippi 1968-70
10 Brien, Doug (K) — California 1995-2000
67 Brock, Stan (T) — Colorado 1980-92
2 Brooks, Aaron (QB) — Virginia 2000-05
99 Broughton, Willie (DT) — Miami (Fla.) 1995-96
96 Brown, Alex (DE) — Florida 2010
36 Brown, Bob (TE) — Alcorn State 1972-73
71 Brown, Charles (T) — Southern California 2010-13
22 Brown, Charlie (RB) — Missouri 1967-68
24,21,20 Brown, Derek (RB) — Nebraska 1993-96
35 Brown, Fakhir (CB) — Grambling State 2002-05
70 Brown, Jammal (T) — Oklahoma 2005-09
27 Brown, Ray (S) — West Texas A&M 1978-80
11 Brunell, Mark (QB) — Washington 2008-09
92 Bryant, Tony (DE) — Florida State 2003-05
16 Buck, Mike (QB) — Maine 1990-93
26 Buck, Vince (DB) — Central State (Ohio) 1990-95
29 Bullocks, Josh (S) — Nebraska 2005-08
77 Bunkley, Brodrick (DT/NT) — Florida State 2012-
36 Burchfield, Don (TE) — Ball State 1971
83 Burke, Vern (TE) — Oregon State 1967
55 Burkett, Jackie (LB) — Auburn 1967-70
11 Burns, Ed (QB) — Nebraska 1978-80
16 Burris, Bo (S) — Houston 1967-69
0 Burrough, Ken (WR) — Texas Southern 1970
80 Burton, Larry (WR) — Purdue 1975-77
25 Bush, Rafael (S) — South Carolina State 2012-
25 Bush, Reggie (RB) — Southern California 2006-10
74 Bushrod, Jermon (T) — Towson 2007-12
59 Bussey, Nate (LB) — Illinois 2011
38 Butler, Bill (RB) — Kansas State 1972-74
3 Butler, Skip (K) — Texas-Arlington 1971
45 Byrd, Israel (CB) — Utah State 1993-95

C

39 Cadet, Travaris (RB) — Appalachian State 2012-
17 Camarillo, Greg (WR) — Stanford 2012
35 Campbell, Earl (RB) — Texas 1984-85
73 Campbell, Joe (DE) — Maryland 1977-80
80 Campbell, Mark (TE) — Michigan 2006-08
59 Campen, James (C/G) — Tulane 1987-88
4 Canfield, Sean (QB) — Oregon State 2010-11
35 Canty, Chris (CB) — Kansas State 2000
51 Capone, Warren (LB) — Louisiana State 1976
3 Carney, John (K) — Notre Dame 2001-06, 2009-10
40 Carr, Chris (CB) — Boise State 2013
65 Carr, Tom (DE) — Morgan State 1968
74 Carroll, Herman (DE) — Mississippi State 1994
55 Carroll, Travis (LB) — Florida 2002-03
80 Carroll, Wesley (WR) — Miami (Fla.) 1991-92
21 Carter, Dale (CB) — Tennessee 2002-03
65 Carter, David (C) — Western Kentucky 1984-85
32 Carter, Ki-Jana (RB) — Penn State 2003-04
41 Carter, Tim (CB) — Tulane 2001
52 Casillas, Jonathan (LB) — Wisconsin 2009, 2011-12
23 Cassady, Craig (DB) — Ohio State 1977
86 Caster, Rich (TE) — Jackson State 1981
51 Chambers, Rusty (LB) — Tulane 1975-76
89 Chandler, Wes (WR) — Florida 1978-81
24 Chapman, Clarence (CB) — Eastern Michigan 1976-80
89 Chapman, Gil (WR) — Michigan 1975
97 Charleston, Jeff (DE) — Idaho State 2008-11
92 Chase, Martin (DT) — Oklahoma 2000-02
33 Chatman, Jesse (RB) — Eastern Washington 2005
37,30 Cherry, Je'Rod (DB) — California 1996-99
85 Childs, Henry (TE) — Kansas State 1974-80
51 Childs, Ron (LB) — Washington State 1995
13 Cipa, Larry (QB) — Michigan 1974-75
71 Clancy, Kendrick (DT) — Mississippi 2007-09
75 Clark, Bruce (DE) — Penn State 1982-88
54 Clark, Danny (LB) — Illinois 2006, 10
78 Clark, Kelvin (G) — Nebraska 1982-85
89 Clark, Robert (WR) — North Carolina Central 1987-88
29 Clark, Vinnie (CB) — Ohio State 1994
51,50 Clarke, Phil (LB) — Pittsburgh 1999-2001
42 Clay, Willie (S) — Georgia Tech 1999
85 Cleeland, Cameron (TE) — Washington 1998-99, 2001
56 Clemons, Charlie (LB) — Georgia 2000-02
66 Cody, Bill (LB) — Auburn 1967-70
4 Cofer, Mike (K) — North Carolina State 1987
86 Colchico, Dan (DE) — San Jose State 1969

ALL-TIME ROSTER

55 Coleman, Don (LB) — Michigan 1974-75
45 Collins, Jed (FB) — Washington State 2011-13
13 Collins, Kerry (QB) — Penn State 1998
43 Collins, Larry (RB) — Texas A&M-Kingsville 1980
59 Colman, Wayne (LB) — Temple 1969-74,76
12 Colston, Marques (WR) — Hofstra 2006-
66 Commiskey, Chuck (G) — Mississippi 1986-88
83 Connell, Albert (WR) — Texas A&M 2001
58 Conner, Darion (LB) — Jackson State 1994
70 Contz, Bill (T) — Penn State 1986-88
85 Conwell, Ernie (TE) — Washington 2003-06
41 Cook, Toi (CB) — Stanford 1987-93
57 Coombs, Larry (C) — Idaho 1980
97 Cooper, Josh (DE) — Mississippi 2006-07
71 Cooper, Richard (T) — Tennessee 1990-95
18 Copper, Terrance (WR) — East Carolina 2006-08
79 Cordileone, Lou (DT) — Clemson 1967-68
44 Cordill, Olie (P) — Memphis 1969
47 Cortez, Bruce (CB) — Parsons 1967
37 Cota, Chad (S) — Oregon 1998
39 Covington, John (S) — Notre Dame 1995
51 Cox, Bryan (LB) — Western Illinois 2002
21 Craft, Jason (CB) — Colorado State 2004-08
75 Crangle, Mike (DE) — Tennessee-Martin 1972
32 Craver, Aaron (RB) — San Diego State 1998-99
43 Craver, Keyuo (CB) — Nebraska 2002-03
55 Creech, Bob (LB) — Texas Christian 1973
44 Crist, Chuck (S) — Penn State 1975-77
51 Croom, Sylvester (C) — Alabama 1975
51 Crosby, Ron (LB) — Penn State 1978
4 Cundiff, Billy (K) — Drake 2006
60 Cunningham, Carl (LB) — Houston 1971
15 Cuozzo, Gary (QB) — Virginia 1967

D

69 Dalton, Oakley (DT) — Jackson State 1977
10 Daniel, Chase (QB) — Missouri 2009-12
42 David, Jason (CB) — Washington State 2007-08
76 Davidson, Jeff (T) — Ohio State 1994
20 Davis, A.J. (CB) — Jacksonville State 2012
15 Davis, Bob (QB) — Virginia 1973
86 Davis, Dave (WR) — Tennessee State 1974
36 Davis, Dick (RB) — Nebraska 1970
53 Davis, Don (LB) — Kansas 1996-98
73 Davis, Isaac (G) — Arkansas 1997
63 Davis, Norman (G) — Grambling State 1969
35 Davis, Ted (LB) — Georgia Tech 1967-69
95 Davis, Travis (DT) — Michigan State 1990
47 Davis, Travis (S) — Notre Dame 1995
28 Davis, Troy (RB) — Iowa State 1997-99
86 Dawkins, Sean (WR) — California 1998
81 Dawsey, Lawrence (WR) — Florida State 1999
26,80 Dawsey, Stacey (WR) — Indiana 1987
55 Dawson, Keyuna (OLB) — Texas Tech 2013-
55 DeForest, Joe (LB) — Louisiana-Lafayette 1987
47 DeGrenier, Jack (RB) — Texas-Arlington 1974
60 de la Puente, Brian (C) — California 2011-13
50 Del Rio, Jack (LB) — Southern California 1985-86
9,12 Delhomme, Jake (QB) — Louisiana-Lafayette 1998-2002
39 Deloatch, Curtis (CB) — North Carolina A&T 2006
19 Dempsey, Tom (K) — Palomar (Calif.) College 1969-70
87 DeRamus, Lee (WR) — Wisconsin 1995-96
32 DeRatt, Jim (DB) — North Carolina 1975
79 Derby, Glenn (T) — Wisconsin 1989-90
51 Didion, John (LB/C) — Oregon State 1971-74
80 Dinkins, Darnell (TE) — Pittsburgh 2009
56 Dixon, Ernest (LB) — South Carolina 1994-97
95 Dixon, Ronnie (DT) — Cincinnati 1993
66 Dobler, Conrad (G) — Wyoming 1978-79
25 Dodd, Al (WR) — Northwestern State 1969-71
72 Dombrowski, Jim (G/T) — Virginia 1986-96
86 Donovan, Tom (WR) — Penn State 1980
88 Dorris, Andy (DE) — New Mexico State 1973-76
21 Douglas, John (CB) — Texas Southern 1967-68
95 Douglas, Marques (DE) — Howard 2000
10 Douglass, Bobby (QB) — Kansas 1976-77
86,80 Dowdell, Marcus (WR) — Tennessee State 1992-93
22 Drakeford, Tyronne (CB) — Virginia Tech 1998-99
47 Drescher, Justin (LS) — Colorado 2010-
83 Duckett, Kenny (WR) — Wake Forest 1982-85
95 Dumbauld, Jonathan (DE) — Kentucky 1986,88
56 Dunbar, Jo-Lonn (LB) — Boston College 2008-11
86 Dunbar, Jubilee (WR) — Southern 1973
63 Dunbar, Karl (DE) — Louisiana State 1993
32 Dunbar, Vaughn (RB) — Indiana 1992,94-95
10,15 Durkee, Charlie (K) — Oklahoma State 1967-68,71-72
47 Dusenberry, Bill (RB) — Johnson C. Smith 1970

E

89 Early, Quinn (WR) — Iowa 1991-95
36 Eckel, Kyle (FB) — Navy 2009
63 Edelman, Brad (G) — Missouri 1982-89
83 Edwards, Kelvin (WR) — Liberty 1986
64 Elliott, Ted (DT) — Minn. State-Mankato 1987
99 Elliott, Tony (DT) — North Texas 1982-88
98 Ellis, Sedrick (DT) — Southern California 2008-12
52 Emanuel, Frank (LB) — Tennessee 1970
79 Epps, Tory (DT) — Memphis 1995
14 Erxleben, Russell (K/P) — Texas 1979-83
84 Estes, Lawrence (DE) — Alcorn State 1970-71
59 Evans, Chuck (LB) — Stanford 1980-81
44 Evans, Heath (FB) — Auburn 2009-10
73 Evans, Jahri (G) — Bloomsburg 2006-
54 Evans, Troy (LB) — Cincinnati 2007-09
17 Everett, Jim (QB) — Purdue 1994-96

F

10 Fagan, Julian (P) — Mississippi 1970-72
52 Faine, Jeff (C) — Notre Dame 2006-07
44 Farasopolos, Chris (S) — Brigham Young 1974
56 Farber, Hap (LB) — Mississippi 1970
87 Farquhar, John (TE) — Duke 1997-98
38 Fassitt, Greg (CB) — Grambling State 2009
96 Faulkner, Jeff (DE) — Southern 1993
58 Federspiel Joe (LB) — Kentucky 1972-80
9 Feller, Happy (K) — Texas 1972-73
20 Felton, Eric (CB) — Texas Tech 1978-80
27,48 Fenderson, James (RB) — Hawaii 2001-03
22 Fenerty, Gill (RB) — Holy Cross 1990-91
56 Ferguson, Jim (LB) — Southern California 1968
71 Fersen, Paul (T) — Georgia 1973-74
28 Fichtner, Ross (S) — Purdue 1968
26 Fields, Jitter (PR) — Texas 1984
55 Fields, Mark (LB) — Washington State 1995-2000
11 Fife, Jason (QB) — Oregon 2006
69 Fifer, Bill (G) — West Texas A&M 1978
56 Fincher, Alfred (LB) — Connecticut 2005-07
44 Fink, Mike (CB) — Missouri 1973
63 Finnie, Roger (T) — Florida A&M 1979
55 Flanigan, Jim (LB) — Pittsburgh 1971
71 Folau, Spencer (T/G) — Idaho 2002-04
62 Fontenot, Jerry (C) — Texas A&M 1997-2003
92 Ford, Henry (DT) — Arkansas 2003
28 Ford, James (RB) — Texas Southern 1971-72
52 Forde, Brian (LB) — Washington State 1988-91
97 Foster, Glenn (DE) — Illinois 2013-
11 Fourcade, John (QB) — Mississippi 1987-90
53 Fourcade, Keith (LB) — Mississippi 1987
43 Fowler, Bobby (FB) — Louisiana Tech 1984-85
37 Frampton, Eric (S) — Washington State 2013
99 Franklin, Aubrayo (DT) — Tennessee 2011
80 Franklin, P.J. (WR) — Tulane 1999
37 Franz, Todd (S) — Tulsa 2000
51 Fraser, Jim (P) — Wisconsin 1968
32 Frazier, Paul (RB) — Northwestern State 1989
31 Frederick, Terrence (CB) — Texas A&M 2013-
55 Freeman, Reggie (LB) — Florida State 1993
15 Fritsch, Toni (K) — None 1982
55 Fujita, Scott (LB) — California 2006-09
24 Fuller, Johnny (S) — Lamar 1973-75
72 Fultz, Mike (DT) — Nebraska 1977-80

G

46 Gajan, Hokie (FB) — Louisiana State 1982-85
34 Galbreath, Tony (RB) — Missouri 1976-80
93 Galette, Junior (DE/OLB) — Stillman 2010-
62,60,46,86 Gammon, Kendall (C) — Pittsburg State 1996-99
72 Gandy, Wayne (T) — Auburn 2003-05
80 Garcia, Jim (DE) — Purdue 1967
88 Gardner, Talman (WR) — Florida State 2003-04
83 Garrett, Len (TE) — New Mexico Highlands 1973-75
20 Gary, Russell (S) — Nebraska 1981-86
20 Gay, Randall (CB) — Louisiana State 2008-10
97 Geathers, James (DE) — Wichita State 1984-89
60 George, Tearrius (DE) — Kansas State 2008
85 Ghent, Ronnie (TE) — Louisville 2007
15 Gibbs, Donnie (P) — Texas Christian 1974
27 Gibson, Antonio (SS) — Cincinnati 1986-89,92
77 Gilbert, Daren (T) — Cal State-Fullerton 1985-88
42,41 Gilliam, John (WR) — South Carolina State 1967-68,77
89 Gilmore, John (TE) — Penn State 2011
37 Giordano, Matt (S) — California 2010
37 Gleason, Steve (S) — Washington State 2000-06
31 Glenn, Aaron (CB) — Texas A&M 2008
29 Glenn, Vencie (S) — Indiana State 1991
82 Glover, Andrew (TE) — Grambling State 2000

97 Glover, La'Roi (DT) — San Diego State 1997-2001
91 Goff, Robert "Pig" (DT) — Auburn 1990-95
77 Goich, Dan (DT) — California 1971
88 Goodlow, Eugene (WR) — Kansas State 1983-86
76 Goodwin, Jonathan (C) — Michigan 2006-10
82 Gottschalk, Darren (TE) — Cal Lutheran 1987
4 Gowin, Toby (P) — North Texas 2000-02
7 Graham, Ben (P) — Deakin 2008
89 Graham, Daniel (TE) — Colorado 2012
80 Graham, Jimmy (TE) — Miami (Fla.) 2010-
3 Graham, Shayne (K) — Virginia Tech 2013-
1 Gramatica, Martín (K) — Kansas State 2007-08
40 Granger, Hoyle (RB) — Mississippi State 1971
94 Grant, Charles (DE) — Georgia 2002-09
58 Grant, Cie (LB) — Ohio State 2003-04
74 Gray, Cecil (T) — North Carolina 1993
21 Gray, David (DB) — East Los Angeles JC 1979
33 Gray, Kevin (DB) — Eastern Illinois 1982
72 Gray, Leon (T) — Jackson State 1982-83
37 Gray, Mel (RB) — Purdue 1986-88
45 Green, Arthur (RB) — Albany State 1972
95 Green, Howard (DT) — Louisiana State 2003-04
85 Green, Paul (TE) — Southern California 1996
53 Green, Sammy (LB) — Florida 1980
10 Green, Skyler (WR) — Louisiana State 2008
23 Green, Victor (S) — Akron 2003
38 Greer, Donovan (CB) — Texas A&M 1997
32,33 Greer, Jabari (CB) — Tennessee 2009-13
74 Gregory, Ted (DT) — Syracuse 1988
35 Gresham, Bob (RB) — West Virginia 1971-72
4 Griffin, Ryan (QB) — Tulane 2013-
28 Groce, DeJuan (CB) — Nebraska 2006
78 Grooms, Elois (DE) — Tennessee Tech 1975-81
40 Gros, Earl (RB) — Louisiana State 1970
56 Gross, Lee (C) — Auburn 1975-77
86 Groth, Jeff (WR) — Bowling Green 1981-85
66 Grubbs, Ben (G) — Auburn 2012-
18 Guess, Terry (WR) — Gardner-Webb 1996
84 Guliford, Eric (WR) — Arizona State 1997-98
96 Gunn, Mark (DE) — Pittsburgh 1994
62 Gwinn, Ross (G) — Northwestern State 1968

H

81 Hakim, Az-Zahir (WR) — San Diego State 2005
18 Hakim, Saalim (WR) — Tarleton State 2012
79 Halapin, Mike (G) — Pittsburgh 1999
35 Hall, Korey (FB) — Boise State 2011
81,89 Hall, Lamont (TE) — Clemson 2000-02, 2004-05
86 Hall, Tom (WR) — Minnesota 1967
56 Hall, Willie (LB) — Southern California 1972-73
83 Hamilton, Andy (WR) — Louisiana State 1975
30 Hamilton, Lynell (RB) — San Diego State 2008-09
70,96 Hamiter, Uhuru (DL) — Delaware State 1998-99
99 Hand, Norman (DT) — Mississippi 2000-02
98 Hanna, Jim (DT) — Louisville 1994
10 Hansen, Brian (P) — Sioux Falls 1984-88
98 Haralson, Parys (OLB) — Tennessee 2013-
28 Harding, Greg (DB) — Nicholls State 1984
87 Hardy, Larry (TE) — Jackson State 1978-85
14 Hargett, Edd (QB) — Texas A&M 1969-72
69 Hargrove, Anthony (DL) — Georgia Tech 2009-10
80 Harper, Alvin (WR) — Tennessee 1997
28 Harper, Deveron (S) — Notre Dame 2003-04
13 Harper, Rod (WR) — Murray State 2009
41 Harper, Roman (S) — Alabama 2006-13
3 Harrington, Joey (QB) — Oregon 2008
30 Harris, Bill (RB) — Colorado 1971
79 Harris, Bryce (T) — Fresno State 2012-
36,26 Harris, Corey (CB) — North Alabama 1999-2000
80 Harris, Herbert (WR) — Lamar 1986-87
82 Harris, Ike (WR) — Iowa State 1978-81
92 Harris, Orien (DT) — Miami (Fla.) 2007
86 Harris, Rod (WR) — Texas A&M 1989
86 Harrison, Victor (WR) — North Carolina 1987
88 Hart, Ben (S) — Oklahoma 1967
72 Hart, Jeff (T) — Oregon State 1976
53 Hart, Tommy (DE) — Morris Brown 1980
5 Hartley, Garrett (K) — Oklahoma 2008-13
67 Harvey, George (G) — Kansas 1967
52 Harvey, Richard Jr. (LB) — Tulane 1995-97
26 Harvey, Richard Sr. (DB) — Jackson State 1971
88 Hastings, Andre (WR) — Georgia 1997-99
70,74 Haverdink, Kevin (T) — Western Michigan 1989-91
80 Havrilak, Sam (WR) — Bucknell 1974
57 Hawthorne, David (ILB) — Texas Christian 2012-
36 Hawthorne, Michael (CB) — Purdue 2000-03
29 Hayes, Billie (CB) — San Diego State 1972
89 Hayes, Mercury (WR) — Michigan 1996-97
92 Haynes, James (LB) — Mississippi Valley State 1984-89
81 Haynes, Michael (WR) — Northern Arizona 1994-96
97 Haynes, Michael (DE) — Penn State 2007
49 Hazelton, Major (DB) — Florida A&M 1970
3 Hebert, Bobby (QB) — Northwestern State 1985-89,91-92
26 Heidel, Jimmy (S) — Mississippi 1967
19 Henderson, Devery (WR) — Louisiana State 2004-12
20 Henderson, Othello (S) — UCLA 1993-94
65 Henry, Ricky (G) — Nebraska 2012
87 Herrmann, Don (WR) — Waynesburg 1975-77
54 Herring, Will (LB) — Auburn 2011-13
84 Hester, Jim (TE) — North Dakota 1967-69
64 Hester, Ray (LB) — Tulane 1971-73
23 Hewitt, Chris (S) — Cincinnati 1997-99
45,34 Heyward, Craig (FB) — Pittsburgh 1988-92
76 Hicks, Akiem (DT/DE) — Regina (Sask.) 2012-
81 Higgins, Michael (TE) — Nebraska-Omaha 2011-12
62 Hilgenberg, Jay (C) — Iowa 1993
61 Hilgenberg, Joel (C/G) — Iowa 1984-93
62 Hill, John (C) — Lehigh 1975-84
89 Hill, Josh (TE) — Idaho State 2013-
81 Hill, Lonzell (WR) — Washington 1987-90
81 Hill, Randal (WR) — Miami (Fla.) 1997
40,21 Hilliard, Dalton (RB) — Louisiana State 1986-93
76 Hills, Keno (G/T) — Louisiana-Lafayette 1996-99
81, 86 Hilton, Zachary (TE) — North Carolina 2003-05
78 Hines, Glen Ray (T) — Arkansas 1971-72
24 Hoage, Terry (DB) — Georgia 1984-85
53 Hobbs, Billy (LB) — Texas A&M 1972
80 Hobbs, Daryl (WR) — Pacific 1997
12 Hobert, Billy Joe (QB) — Washington 1997-99
98 Hodge, Milford (DE) — Washington State 1986
52 Hodge, Sedrick (LB) — North Carolina 2001-05
14 Hodson, Tom (QB) — Louisiana State 1995-96
57 Holden, Curtis (LB) — Washington State 2001
70 Holden, Sam (T) — Grambling State 1971
61 Holland, Montrae (G) — Florida State 2003-06
18 Hollas, Hugo (S) — Rice 1970-72
51 Holloway, Stan (LB) — California 1980
45 Holmes, Jack (RB) — Texas Southern 1978-82
21 Holt, Terrence (S) — North Carolina State 2008
87 Horn, Joe (WR) — Itawamba (Miss.) JC 2000-06
28 Hoskins, Derrick (S) — Southern Mississippi 1996
47 Houser, Kevin (LS) — Ohio State 2000-08
68 Housman, Walter (T/G) — Upsala 1987
93 Howard, Darren (DE) — Kansas State 2000-05
29 Howard, Gene (CB) — Langston 1968-70
35 Howard, Reggie (CB) — Memphis 2000
20 Howell, Delles (CB) — Grambling State 1970-72
52 Huard, John (LB) — Maine 1971
70 Hubbard, Dave (T) — Brigham Young 1977
69 Hudson, Nat (G) — Georgia 1981
54 Hughes, Pat (LB) — Boston 1977-79
33 Hughes, Tyrone (CB) — Nebraska 1993-96
54, 53 Humber, Ramon (ILB) — North Dakota State 2010-
84 Humphrey, Tory (TE) — Central Michigan 2009-11
76 Hunt, Kevin (T) — Doane 1978
60 Hunt, Robert (G) — Virginia 1999
32 Hunter, Earnest (RB) — Southeast Oklahoma 1996
28 Hurley, Bill (DB) — Syracuse 1982-83
88 Hyatt, Fred (WR) — Auburn 1973

I

47 Ingram, Jake (LS) — Hawaii 2010
28, 22 Ingram, Mark (RB) — Alabama 2011-
12 Ingram, Kevin (QB) — East Carolina 1987
27 Irvin, Ken (CB) — Memphis 2002
82 Ismail, Qadry (WR) — Syracuse 1998
21 Israel, Steve (CB) — Pittsburgh 2001
29 Ivory, Chris (RB) — Tiffin 2010-12

J

30 Jackson, Ernie (CB) — Duke 1972-77
91 Jackson, Grady (DT) — Knoxville 2002-03
47 Jackson, Greg (S) — Louisana State 1996
58 Jackson, Jonathan (LB) — Oregon State 2001
57 Jackson, Rickey (LB) — Pittsburgh 1981-93
88 Jackson, Willie (WR) — Florida 2000-01
52 Jacobs, Harry (LB) — Bradley 1970
64 Jacox, Kendyl (G/C) — Kansas State 2002-05
22 Jakes, Van (CB) — Kent State 1986-88
50 James, Philip (C) — Southern 1987
43 Jean-Batiste, Garland (FB) — Louisiana State 1987
80 Jeffires, Haywood (WR) — North Carolina State 1996
96 Jeffries, Dameian (DE) — Alabama 1995
92 Jenkins, John (NT) — Georgia 2013-
27 Jenkins, Malcolm (CB/S) — Ohio State 2009-13
72 Jenkins, Trezelle (T) — Michigan 1997
36 Jennings, Stanford (RB) — Furman 1991
68 Jetton, Paul (G) — Texas 1992-93
19 Johnson, Alonzo (WR) — Central State (Ohio) 1998

ALL-TIME ROSTER

22 Johnson, Benny (CB) — Johnson C. Smith 1976
34 Johnson, Bobby (DB) — Texas 1983-84,86
77 Johnson, Carl (G) — Nebraska 1972-73
6 Johnson, Dirk (P) — Northern Colorado 2002
21 Johnson, Earl (CB) — South Carolina 1985
82 Johnson, Eric (TE) — Yale 2007
58 Johnson, J.R. (LB) — Syracuse 2002
94 Johnson, Joe (DE) — Louisville 1994-98,2000-01
50 Johnson, John (LB) — Clemson 1995
45 Johnson, Nate (RB) — Texas Southern 1987
59 Johnson, Rufus (OLB) — Tarleton State 2013-
96 Johnson, Tom (DE/DT) — Southern Mississippi 2011-13
86 Johnson, Tony (TE) — Alabama 1996-98
95 Johnson, Trevor (DE) — Nebraska 2006
80 Johnson, Tyrone (WR) — Western State (Colo.) 1994
29 Johnson, Undra (RB) — West Virginia 1989
53 Johnson, Vaughan (LB) — North Carolina State 1986-93
90 Johnson, Walter (LB) — Louisiana Tech 1989
36 Jones, Andrew (RB) — Washington State 1975-76
58 Jones, Brian (LB) — Texas 1995-96,98
19 Jones, Charlie (WR) — Fresno State 2000
74 Jones, Clarence (T) — Maryland 1996-98
53 Jones, Donta (LB) — Nebraska 2000
95,92 Jones, Ernest (DE) — Oregon 1995,98
29 Jones, Herana-Daze (S) — Indiana 2009
89 Jones, Jamal (WR) — North Carolina A&T 2006
59 Jones, J.J. (LB) — Arkansas 2002
78 Jones, Jerry (T) — Bowling Green 1967-69
21 Jones, Julius (RB) — Notre Dame 2010
32 Jones, Kim (FB) — Colorado State 1976-79
86,89 Jones, Mike (WR) — Tennessee State 1986-87,89
20 Jones, Ray (DB) — Southern 1973
27 Jones, Reginald (CB) — Memphis 1991-94
27 Jones, Selwyn (CB) — Colorado State 1994
34 Jones, Tebucky (S) — Syracuse 2003-04
23 Jordan, Buford (FB) — McNeese State 1986-92
94 Jordan, Cameron (DE) — California 2011-
45 Jordan, Jimmy (RB) — Florida 1967
45 Joseph, Keith (RB) — Texas A&M 2006

K

43 Kaesviharn, Kevin (S) — Augustana (S.D.) 2007-08
71 Kaplan, Ken (T) — New Hampshire 1987
44 Karney, Mike (FB) — Arizona State 2004-08
2 Kasay, John (K) — Georgia 2011
46 Kearney, Jim (S) — Prairie View A&M 1976
28 Keaton, Curtis (RB) — James Madison 2002
78 Keim, Mike (T) — Brigham Young 1991
30 Kelley, Les (RB) — Alabama 1967-69
87 Kelly, Mike (TE) — Davidson 1973
33,24,44,27 Kelly, Rob (S) — Ohio State 1997-2000
5 Kempf, Florian (K) — Pennsylvania 1987
60 Kennard, Derek (G) — Nevada 1991-93
82 Kennison, Eddie (WR) — Louisiana State 1999
17 Kilmer, Billy (QB) — UCLA 1967-70
45 Kimbrough, Elbert (S) — Northwestern 1968
61 King, Ed (G) — Auburn 1995-97
75 King, Mitch (DT) — Iowa 2011
53 Kingrea, Rick (LB) — Tulane 1973-78
68 Kline, Alan (T) — Ohio State 1994-95
40 Knafelc, Greg (TE) — Notre Dame 1983
53 Knight, Roger (LB) — Wisconsin 2001-04
29 Knight, Sammy (S) — Southern California 1997-2002
78 Knight, Shawn (DE) — Brigham Young 1987
58 Knox, Kyle (OLB) — Fresno State 2013-
66 Knowles, David (T) — Indiana 1977
55 Kohlbrand, Joe (LB) — Miami (Fla.) 1985-89
43 Kopay, Dave (LB) — Washington 1971
60 Korte, Steve (C) — Arkansas 1983-90
52 Kovach, Jim (LB) — Kentucky 1979-85
89 Kramer, Kent (TE) — Minnesota 1967
9 Kramer, Tommy (QB) — Rice 1990
50 Kreutz, Olin (C) — Washington 2011
21 Krimm, John (S) — Notre Dame 1982
50 Kupp, Jake (G) — Washington 1967-75
67 Kuziel, Bob (C) — Pittsburgh 1972
57 Kyle, Jason (LS) — Arizona State 2009-10

L

64 Lafary, Dave (T) — Purdue 1977-85
39 LaGrand, Morris (RB) — Tampa 1975
96 Lake, Antwan (DT) — West Virginia 2006-08
67 LaPorta, Phil (T) — Penn State 1974-75
12 Laufenberg, Babe (QB) — Indiana 1986
82 Lawrie, Nate (TE) — Yale 2005-06
39 Lawson, Odell (RB) — Langston 1973-74
58 Leach, Scott (LB) — Ohio State 1987
74 Leach, William (G/T) — North Carolina State 1987
48 Leach, Vonta (RB) — East Carolina 2006
60 Leckey, Nick (C) — Kansas State 2009
11 Lee, Bivian (CB) — Prairie View 1971-75
39 Lee, Carl (DB) — Marshall 1994
32 Lee, Mark (CB) — Washington 1991
43 Legette, Tyrone (CB) — Nebraska 1992-95
62 Leggett, Brad (C) — Southern California 1990-91
72 Leggett, Earl (DT) — Louisiana State 1967-68
35 Lehan, Michael (CB) — Minnesota 2008
68 Lehr, Matt (C/G) — Virginia Tech 2008
75,95 Leisle, Rodney (DT) — UCLA 2004-06, 09
68 Lelito, Tim (G) — Grand Valley State 2013-
52 Lemon, Mike (LB) — Kansas 1975
89 Lewis, Derrick (WR) — San Diego State 2002-03
93 Lewis, Gary (DT) — Oklahoma State 1983
22 Lewis, Gary (RB) — Arizona State 1970
28 Lewis, Keenan (CB) — Oregon State 2013-
24 Lewis, Marvin (RB) — Tulane 1982
84 Lewis, Michael (WR) — None 2001-06
98 Lewis, Reggie (DE) — San Diego State 1982-84
29 Lewis, Rodney (CB) — Nebraska 1982-84
3 Leypoldt, John (K) — None 1978
78 Linden, Errol (T) — Houston 1969-70
54 Lindsey, Dale (LB) — Western Kentucky 1973
7 Linhart, Toni (K) — Austria Tech 1972
86 Lipps, Louis (WR) — Southern Mississippi 1992
20,21 Little, Earl (DB) — Miami (Fla.) 1998-99
48 Livingston, Andy (RB) — Phoenix (Ariz.) College 1969-70
61 Loberg, Greg (G/T) — California 1987
50 Lofton, Curtis (ILB) — Oklahoma 2012-
0 Logan, Obert (S) — Trinity 1967
2 Lohmiller, Chip (K) — Minnesota 1995
89 Long, Dave (DE) — Iowa 1969-72
26 Looney, Joe Don (RB) — Oklahoma 1969
34 Lorick, Tony (RB) — Arizona State 1968-69
46 Lumpkin, Sean (S) — Minnesota 1992-96
88 Lusk, Hendrick (TE) — Utah 1996
43 Lyons, Dicky (S) — Kentucky 1970

Mc

25,26,30 McAfee, Fred (RB) — Mississippi College 1991-93, 2000-06
29 McAlister, Chris (CB) — Arizona 2009
26 McAllister, Deuce (RB) — Mississippi 2001-09
90 McBride, Turk (DE) — Tennessee 2011-12
36 McCall, Don (RB) — Southern California 1967-68, 70
29 McCauley, Marcus (CB) — Fresno State 2009
19 McClard, Bill (K) — Arkansas 1973-75
13,44 McCleskey, J.J. (WR/S) — Tennessee 1993-96
67 McCollum, Andy (G) — Toledo 1994-98
71,75 McCormick, Dave (T) — Louisiana State 1967-68
51 McCoy, Larry (LB) — Lamar 1987
59 McCoy, Matt (LB) — San Diego State 2007
44 McCrary, Fred (FB) — Mississippi State 1997
7 McCown, Luke (QB) — Louisiana Tech 2013-
93 McCray, Bobby (DE) — Florida 2008-09
80 McCullouch, Earl (WR) — Southern California 1974
36 McIntyre, Cory (RB) — West Virginia 2006
89 McGarity, Wayne (WR) — Texas 2001
18 McGeoghan, Phil (RB) — Maine 2003
49 McGill, Ralph (S) — Tulsa 1978-79
76 McGuire, Gene (C) — Notre Dame 1992
92 McIntosh, Toddrick (DE) — Florida State 1995
43,34 McKenzie, Mike (CB) — Memphis 2004-09
97 McKinley, Alvin (DT) — Mississippi State 2008
59 McKinnon, Ronald (LB) — North Alabama 2005
42 McLemore, Dana (DB) — Hawaii 1986
29 McMillian, Mark (CB) — Alabama 1996
27 McNeill, Rod (RB) — Southern California 1974-75
12 McNeill, Tom (P) — Stephen F. Austin 1967-69
5 McPherson, Adrian (QB) — Florida State 2005
25 McQuay, Leon (RB) — Tampa 1976
76 McQuistan, Pat (T) — Weber State 2011

M

47 Mack, Cedric (CB) — Baylor 1992-93
44 Mack, Elbert (CB) — Troy 2012
24 Mack, Milton (CB) — Alcorn State 1987-91
36 Mailei, Marcus (FB) — Weber State 2009
8 Manning, Archie (QB) — Mississippi 1971-75,77-82
91 Marchiol, Ken (LB) — Mesa State 1987
2 Mare, Olindo (K) — Syracuse 2007
75 Marrone, Doug (G) — Syracuse 1989
40 Marsalis, Jim (S) — Tennessee State 1977
23 Marshall, James (DB) — Jackson State 1980
59 Martin, Chris (LB) — Auburn 1983
22 Martin, D'Artagnan (CB) — Kentucky State 1971
84 Martin, Eric (WR) — Louisiana State 1985-93
10 Martin, Jamie (QB) — Weber State 2006-07
93 Martin, Wayne (DE/DT) — Arkansas 1989-99
86 Martini, Rich (WR) — Cal-Davis 1981

40 Massey, Robert (CB) — North Carolina Central 1989-90
23 Mathis, Kevin (CB) — Texas A&M-Commerce 2000-01
56 Mathis, Reggie (LB) — Oklahoma 1979-80
35 Matthews, Henry (RB) — Michigan State 1973
64 Maurer, Andy (G) — Oregon 1974
84 Mauti, Rich (WR) — Penn State 1977-80,82-83
39 Maxie, Brett (S) — Texas Southern 1985-93
28 Maxson, Alvin (RB) — Southern Methodist 1974-76
75 Mayberry, Jermane (G) — Texas A&M Kingsville 2005
22 Mayes, Michael (CB) — Louisiana State 1989
36 Mayes, Rueben (RB) — Washington State 1986-88,90
17 Meachem, Robert (WR) — Tennessee 2007-11, 13-
5 Mehlhaff, Taylor (K) — Wisconsin 2008
80 Meier, Shad (TE) — Kansas State 2005
51,53 Melton, Terrence (LB) — Rice 2004-06
19 Merkens, Guido (QB/WR/DB) — Sam Houston State 1980-85
57 Merlo, Jim (LB) — Stanford 1973-74,76-79
71 Merrill, Casey (DT) — Cal-Davis 1986
70 Meseroll, Mark (T) — Florida State 1978
92,99 Mickell, Darren (DE) — Florida 1996-97,99
54 Middleton, Rick (LB) — Ohio State 1974-75
10 Mike-Mayer, Steve (K) — Maryland 1978
83 Miller, Billy (TE) — Southern California 2006-08
67 Miller, Bubba (C/G) — Tennessee 2002
84 Miller, Junior (TE) — Nebraska 1984
69 Miller, Les (DT) — Fort Hays State 1991-94
80 Miller, Mike (WR) — Tennessee 1985
51 Mills, Sam (LB) — Montclair State 1986-94
40 Milne, Brian (FB) — Penn State 2000
32 Minor, Lincoln (RB) — New Mexico State 1973
88 Mitchell, Derrell (WR) — Texas Tech 1994
83 Mitchell, Johnny (TE) — Nebraska 2001
94 Mitchell, Kawika (LB) — South Florida 2010
59 Mitchell, Keith (LB) — Texas A&M 1997-01
50 Mitchell, Kevin (LB) — Syracuse 1998-1999
50 Mitchell, Marvin (LB) — Tennessee 2007-10
40 Mitchell, Mel (S) — Western Kentucky 2002, 04-05
25 Molden, Alex (CB) — Oregon 1996-2000
97 Monroe, Derrius (DE) — Virginia Tech 2002
77 Montgomery, Marv (T) — Southern California 1976-77
24 Montgomery, Monty (S) — Houston 2004
74 Mooers, Doug (DE) — Whittier 1971-72
74 Moore, Derland (DT) — Oklahoma 1973-85
95 Moore, Eric (DE) — Florida State 2006
32 Moore, Jerald (RB) — Oklahoma 2000
25 Moore, Jerry (S) — Arkansas 1973-74
16 Moore, Lance (WR) — Toledo 2005-13
21 Moore, Reynaud (CB) — UCLA 1971
73 Mooring, John (T) — Tampa 1974
13 Morgan, Joseph (WR) — Walsh 2012
57 Morgan, Mike (LB) — Louisiana State 1969-70
77 Morris, Chris (T) — Indiana 1975
76 Morrison, Don (T) — Texas-Arlington 1971-77
35 Morse, Bobby (FB) — Michigan State 1989-91
6 Morstead, Thomas (P) — Southern Methodist 2009-
30 Morton, Chad (RB) — Southern California 2000
42 Muncie, Chuck (RB) — California 1976-80
31 Murphy, Jerome (CB) — South Florida 2012
22 Muster, Brad (FB) — Stanford 1993-94
37 Myers, Tommy (S) — Syracuse 1972-81
55 Myles, DeShone (LB) — Nevada 2001

N

65 Naeole, Chris (G) — Colorado 1997-01
55 Nairne, Rob (LB) — Oregon 1981-83
23,22 Neal, Lorenzo (FB) — Fresno State 1993-96
87,68 Neal, Richard (DE) — Southern 1969-72,78
36 Ned, Derrick (FB) — Grambling State 1993-95
37 Nelson, Jerico (S) — Arkansas 2012
67 Nesbit, Jamar (G/T) — South Carolina 2004-09
24 Nevett, Elijah (CB) — Clark Atlanta 1967-70
64 Newkirk, Robert (DE) — Michigan State 1999
41 Newland, Bob (WR) — Oregon 1971-74
30 Newman, Anthony (S) — Oregon 1995-97
86 Newman, Patrick (WR) — Utah State 1991-93
78 Newsome, Billy (DE) — Grambling State 1973-74
31 Newsome, Richard (S) — Michigan State 2001
38 Nicholson, Calvin (CB) — Oregon State 1989,91
77 Nicks, Carl (G) — Nebraska 2008-11
93,79 Ninkovich, Rob (DE) — Purdue 2006, 2008
11 Ninowski, Jim (QB) — Michigan State 1969
33 Norris, Moran (FB) — Kansas 2001-02
60 Novitsky, Craig (C/T) — UCLA 1994-96
13 Nussmeier, Doug (QB) — Idaho 1994-97
36 Nyvall, Vic (RB) — Northwestern State 1970

O

2 O'Neal, Ken (TE) — Oklahoma State 1987
10 O'Neal, Steve (P) — Texas A&M 1973
14 O'Sullivan, J.T. (QB) — Cal-Davis 2002-04
29 Ogden, Ray (WR) — Alabama 1967
86 Ojo, Onome (WR) — Cal-Davis 2001
28 Oldham, Chris (S) — Oregon 2000-01
70,69 Olsen, Eric (G/C) — Notre Dame 2011-12
86 Ortega, Buck (TE) — Miami (Fla.) 2008-09
35 Otis, Jim (RB) — Ohio State 1970
66 Oubre, Louis (G) — Oklahoma 1982-84
49 Owens, Artie (WR) — West Virginia 1980
72 Owens, Joe (DE) — Alcorn State 1971-75
86 Owens, John (TE) — Notre Dame 2006-07
83 Owens, Tinker (WR) — Oklahoma 1976,78-80

P

35 Pahukoa, Shane (S) — Washington 1995
4 Pakulak, Glenn (P) — Kentucky 2008
3 Palko, Tyler (QB) — Pittsburgh 2007
52 Palmer, Dick (LB) — Kentucky 1972-73
75 Palmer, Emile (DT) — Syracuse 1996
42,88 Parker, Joel (WR) — Florida 1974-75,77
96 Parker, Steve (DE) — Idaho 1980
83 Parks, Dave (TE) — Texas Tech 1968-72
17 Partridge, Rick (P) — Utah 1979
80 Pathon, Jerome (WR) — Washington 2002-04
32 Patrick, Johnny (CB) — Louisville 2011-12
81 Patten, David (WR) — Western Carolina 2007-08
88 Pattison, Mark (WR) — Washington 1987-88
51 Paul, Whitney (LB) — Colorado 1982-85
53 Pelluer, Scott (LB) — Washington State 1981-85
71 Perot, Petey (G) — Northwestern State 1985
80 Perriman, Brett (WR) — Miami (Fla.) 1988-90
39 Perry, Darren (S) — Penn State 2000
32 Perry, Vernon (S) — Jackson State 1983
33 Perry, Wilmont (RB) — Livingstone 1998-99
79 Petitti, Rob (T) — Pittsburgh 2006
45 Petry, Stan (CB) — Texas Christian 1991
34 Phillips, Jess (RB) — Michigan State 1973-74
43 Phillips, Kim (CB) — North Texas 1989
37 Philyaw, Dino (RB) — Oregon 1999
76 Pietrzak, Jim (C) — Eastern Michigan 1979-84
35 Pittman, David (CB) — Northwestern State 2008
35 Pittman, Julian (DT) — Florida State 1998
22 Pitts, Elijah (RB) — Philander Smith 1970
85 Poage, Ray (TE) — Texas 1967-70
25 Poe, Johnnie (CB) — Missouri 1981-87
82 Pollard, Bob (DE) — Weber State 1971-77
83 Poole, Keith (WR) — Arizona State 1997-2000
88 Poole, Nate (WR) — Marshall 2005
70 Port, Chris (G/T) — Duke 1991-95
59 Porter, Rufus (LB) — Southern 1995-96
22 Porter, Tracy (CB) — Indiana 2008-11
40 Powell, Marvin (FB) — Southern California 1999
33 Preece, Steve (DB) — Oregon State 1969
90 Pressley, DeMario (DT) — North Carolina State 2009
75 Price, Elex (DT) — Alcorn State 1973-80
70 Price, Marcus (T) — Louisiana State 2000-01
31 Prioleau, Pierson (S) — Virginia Tech 2009-10
23 Profit, Joe (RB) — Louisiana-Monroe 1973
65 Prudhomme, Remi (G/C) — Louisiana State 1971-72
37 Pugh, Jordan (S) — Texas A&M 2013

R

47 Rackley, David (DB) — Texas Southern 1985
21 Ramsey, Nate (S) — Indiana 1973
16 Ramsey, Steve (QB) — North Texas 1970
86 Rasby, Walter (TE) — Wake Forest 2003
66 Rasley, Rocky (G) — Oregon State 1974
22 Ray, Ricky (CB) — Norfolk State 1979-80
21 Reaves, Ken (CB) — Norfolk State 1974
56 Rebowe, Rusty (LB) — Nicholls State 1978
58 Reddick, Kevin (ILB) — North Carolina 2013-
52 Redd, Glen (LB) — Brigham Young 1981,83-86
86 Reed, Jake (WR) — Grambling State 2000,02
60 Reese, Don (DE) — Jackson State 1978-80
39 Reis, Chris (S) — Georgia Tech 2007-10
75 Rengel, Mike (DT) — Hawaii 1969
76 Reyes, Tutan (T) — Mississippi 2000-02
84 Rhem, Steve (WR) — Minnesota 1994-95
1 Ricardo, Benny (K) — San Diego State 1980-81
55 Rice, Floyd (LB) — Alcorn State 1978
56 Richardson, Jay (OLB) — Ohio State 2013
75 Richey, Mike (T) — North Carolina 1970
84 Riley, Preston (WR) — Memphis 1973
66,68 Riley, Victor (T) — Auburn 2002-04
14 Riordan, Tim (QB) — Temple 1987
77 Rissmiller, Ray (T) — Georgia 1967
82 Rivers, Marcellus (TE) — Oklahoma State 2006
83 Roaches, Carl (KR) — Texas A&M 1985
77 Roaf, William (T) — Louisiana Tech 1993-2001

ALL-TIME ROSTER

95 Robbins, Austin (DT) — North Carolina 1996-99
27 Roberts, Walt (WR) — San Jose State 1967
29 Robinson, Khiry (RB) — West Texas A&M 2013-
34,21 Robinson, Patrick (CB) — Florida State 2010-
70 Robinson, Craig (T) — Houston 1972-73
47 Robinson, Virgil (RB) — Grambling State 1971-72
70,68 Robinson, William (T) — San Diego State 2011-12
15 Roby, Courtney (WR) — Indiana 2008-12
34 Rodenberger, Jeff (FB) — Maryland 1987
59 Rodgers, Derrick (LB) — Arizona State 2003-04
54 Roe, Bill (LB) — Colorado 1987
38 Rogers, George (RB) — South Carolina 1981-84
41 Rogers, Jimmy (RB) — Oklahoma 1980-84
92 Rogers, Shaun (DT) — Texas 2011
26 Rogers, Steve (RB) — Louisiana State 1975
75 Rollins, Baron (G) — Louisiana Tech 1994
44 Rose, George (CB) — Auburn 1967
55 Ross, Scott (LB) — Southern California 1991
78 Roth, Tom (C/G) — Southern Illinois 1994
70 Rourke, Jim (T) — Boston College 1985
54 Roussel, Tom (LB) — Southern Mississippi 1971-72
76 Rowe, Dave (DT) — Penn State 1967-70
3 Royals, Mark (P) — Appalachian State 1997-98
56 Ruff, Orlando (LB) — Furman 2003-04
55 Ruud, Barrett (LB) — Nebraska 2012
89 Ryan, Sean (TE) — Boston College 2008
54 Ryczek, Paul (C) — Virginia 1981

S

99 Sagapolutele, Pio (DT) — San Diego State 1997
68 Saindon, Pat (G) — Vanderbilt 1986
73 Sandeman, Bill (T) — Pacific 1967
74 Sanderson, Scott (G/T) — Washington State 2001-02
51 Saul, Bill (LB) — Penn State 1969
93,95 Savage, Josh (DE) — Utah 2007-08
85 Savoie, Nicky (TE) — Louisiana State 1997
83 Scales, Greg (TE) — Wake Forest 1988-91
21 Scarpati, Joe (DB) — North Carolina State 1970
24 Scott, Bryan (S) — Penn State 2006
63 Schmidt, Roy (G) — Long Beach State 1967-68
40 Schmidt, Terry (CB) — Ball State 1974-75
65 Schreiber, Adam (G) — Texas 1985
33 Schultz, Randy (RB) — Northern Iowa 1967-68
71 Schumacher, Kurt (G) — Ohio State 1975-77
48 Schwartz, Don (S) — Washington State 1978-80
60 Schweda, Brian (DE) — Kansas 1967-68
74 Scifres, Steve (T) — Wyoming 1999
12 Scott, Bobby (QB) — Tennessee 1973-82
80 Scott, Lindsay (WR) — Georgia 1982-85
87 Scott, Malcolm (TE) — Louisiana State 1987
84 Seal, Paul (TE) — Michigan 1974-76
63 Setterstrom, Chad (G) — Northern Iowa 2004-06
28 Shabazz, Sideeq (S) — New Mexico State 2005
58 Shanle, Scott (LB) — Nebraska 2006-12
42 Sharper, Darren (S) — William & Mary 2009-10
30 Shaw, Bob (WR) — Winston-Salem State 1970
76 Shaw, Rickie (T) — North Carolina 1993
89 Shepard, Derrick (WR) — Oklahoma 1989
67 Shinners, John (G) — Xavier (Ohio) 1969-71
88 Shockey, Jeremy (TE) — Miami (Fla.) 2008-10
5 Shuler, Heath (QB) — Tennessee 1997-98
28 Shy, Don (RB) — San Diego State 1969
71 Siglar, Ricky (T) — San Jose State 1997-98
51 Simmons, Brian (LB) — North Carolina 2007
53 Simmons, Dave (LB) — Georgia Tech 1967
25 Simmons, Jerry (WR) — Bethune-Cookman 1967
96 Simmons, Michael (DE) — Mississippi State 1989-90
53 Simoneau, Mark (LB) — Kansas State 2006-08
54 Simonini, Ed (LB) — Texas A&M 1982
79 Slaughter, Chuck (T) — South Carolina 1982
53 Slaughter, T.J. (LB) — Southern Mississippi 2005
88,48 Sloan, David (TE) — New Mexico 2002-03
81,84 Slutzker, Scott (TE) — Iowa 1998-99
83 Small, Torrance (WR) — Alcorn State 1992-96
99 Smeenge, Joel (DE/LB) — Western Michigan 1990-94
32 Smith, Antowain (RB) — Houston 2005
91 Smith, Brady (DE) — Colorado State 1996-99
30 Smith, Cedric (FB) — Florida 1991
54 Smith, Darrin (LB) — Miami (Fla.) 2000-04
24 Smith, Dwight (S) — Akron 2005
82 Smith, Irv (TE) — Notre Dame 1993-97
90 Smith, Kenny (DT) — Alabama 2001-04
36,26 Smith, Lamar (RB) — Houston 1998-99,2003
66 Smith, Royce (G) — Georgia 1972-73
99 Smith, Shaun (DT) — South Carolina 2004
44 Smith, Terrelle (FB) — Arizona State 2000-03
52 Smith, Vinson (LB) — East Carolina 1998-99
91 Smith, Will (DE) — Ohio State 2004-12
33 Sobomehin, Olaniyi (FB) — Portland State 2008
11 South, Ronnie Lee (QB) — Arkansas 1968
33 Spears, Ernest (S) — Southern California 1990
37 Spencer, Jimmy (CB) — Florida 1992-95
29 Spencer, Maurice (CB) — North Carolina Central .1974-76,78
96 Spicer, Paul (DE) — Saginaw Valley State 2009
47 Spivey, Mike (CB) — Colorado 1980-81
43 Sproles, Darren (RB) — Kansas State 2011-13
16 Stabler, Ken (QB) — Alabama 1982-84
89 Stachelski, Dave (TE) — Boise State 2000-01
83 Stallworth, Donté (WR) — Tennessee 2002-05
90 Stanley, Israel (DE) — Arizona State 1995
72 Stanley, Montavious (DT) — Louisville 2008
32 Stauch, Scott (RB) — UCLA 1981
27 Stecker, Aaron (RB) — Western Illinios 2004-08
27 Stemrick, Greg (CB) — Colorado State 1983
22 Stevens, Howard (RB) — Louisville 1973-74
26 Stewart, Jimmy (S) — Tulsa 1977
87 Stickles, Monty (TE) — Notre Dame 1968
68 Stieve, Terry (G) — Wisconsin 1976-77
84 Stills, Kenny (WR) — Oklahoma 2013-
78 Stinchcomb, Jon (T) — Georgia 2003-04, 06-10
55 Stincic, Tom (LB) — Michigan 1972
71 Stokes, Fred (DE) — Georgia Southern 1996
52 Stonebreaker, Mike (LB) — Notre Dame 1994
37 Stonebreaker, Steve (LB) — Detroit 1967-68
23 Stoutmire, Omar (S) — Fresno State 2006
49 Stowers, Tommie (TE) — Missouri 1992-93
33 Strachan, Mike (RB) — Iowa State 1975-80
58 Strand, Eli (G) — Iowa State 1967
64 Strief, Zach (T) — Northwestern 2006-
42 Strong, Jim (RB) — Houston 1971-72
41 Strong, William (CB) — North Carolina State 1995-96
73 Sturm, Jerry (T/C) — Illinois 1967-70
68 Sturt, Fred (G) — Bowling Green 1978-81
97 Sullivan, Johnathan (DT) — Georgia 2003-05
60 Sutherland, Doug (G) — Wisconsin-Superior 1970
20 Sutton, Jon (CB) — New Mexico 1987
29 Sutton, Reggie (CB) — Miami (Fla.) 1987-88
14 Sweetan, Karl (QB) — Wake Forest 1968
38 Sweeting, Rod (CB) — Georgia Tech 2013-
56 Swilling, Pat (LB) — Georgia Tech 1986-92
79 Swinney, Clovis (DT) — Arkansas State 1970
69 Swoopes, Pat (DT) — Mississippi State 1987,89
15 Szaro, Rich (K) — Harvard 1975-78
88 Szymakowski, Dave (WR) — West Texas A&M 1968

T

72 Talbert, Don (T) — Texas 1969-70
14 Tanner, Andy (WR) — Midwestern State 2013-
22 Taylor, Derrick (S) — North Carolina State 1987
71 Taylor, James (T) — Missouri 1978-81
31 Taylor, Jim (RB) — Louisiana State 1967
29 Taylor, Keith (S) — Illinois 1992-93
77 Taylor, Mike (T) — Southern California 1969-70
65 Tennant,Matt (C/G) —Boston College 2010-11
78 Terrell, Daryl (T) — Southern Mississippi 1999-2001
50 Terry, Corey (LB) — Tennessee 2000
86 Thaxton, James (TE) — Tennessee State 1976-77
28 Thomas, Anthony (RB) — Michigan 2005
23 Thomas, Charlie (KR) — Tennessee State 1975
85 Thomas, Curtland (WR) — Missouri 1987
85 Thomas, David (TE) — Texas 2009-12
22 Thomas, Fred (CB) — Tennessee-Martin 2000-07
79 Thomas, Henry (G) — Texas State 1987
99 Thomas, Hollis (DT) — Northern Illinois 2006-08
89 Thomas, Joe (WR) — Mississippi Valley State 1987
33 Thomas, Joey (CB) — Montana State 2005
14 Thomas, Levon (WR) — Georgia Tech 2005
23 Thomas, Pierre (RB) — Illinois 2007-
17 Thomas, Speedy (WR) — Utah 1973-74
89 Thompson, Aundra (WR) — Texas A&M-Commerce .1981-82
37 Thompson, Bennie (S) — Grambling 1989-91
27 Thompson, Bobby (S) — Arizona 1969
65 Thompson, Dave (T) — Clemson 1974-75
96 Thorp, Don (DT) — Illinois 1984
33 Thurman, Junior (DB) — Southern California 1987
82 Tice, John (TE) — Maryland 1983-92
74 Tilleman, Mike (DT) — Montana 1967-70
71 Tillman, Faddie (DT) — Boise State 1972
11,14 Todd, Richard (QB) — Alabama 1984-85
54 Toles, Alvin (LB) — Tennessee 1985-88
11 Tolliver, Billy Joe (QB) — Texas Tech 1998-2000
90 Tomich, Jared (DE) — Nebraska 1997-2000
88 Toon, Nick (WR) — Wisconsin 2013-
24 Torrence, Leigh (CB) — Stanford 2008-11
32 Toussaint, Darrell (DB) — Northwestern State 1987
71 Townes, Willie (DE) — Tulsa 1970
65 Trapilo, Steve (G) — Boston College 1987-90,92
54 Tubbs, Winfred (LB) — Texas 1994-97
58 Tuipala, Joe (LB) — San Diego State 1999
26 Tullis, Willie (CB) — Troy State 1985-86

68 Turley, Kyle (G/T) — San Diego State 1998-2002
97 Turnbull, Renaldo (DE/LB) — West Virginia 1990-96
88 Turner, Floyd (WR) — Northwestern State....1989-93
86 Twyner, Gunnard (WR) — Western Illinois 1997
42 Tyler, Toussaint (RB) — Washington 1981-82

U

62 Uhlenhake, Jeff (C) — Ohio State....1994-95

V

32 Vaccaro, Kenny (S) — Texas....2013-
35 Van Wagner, Jim (FB) — Michigan Tech 1978
52 Vanderbundt, Skip (LB) — Oregon State 1978
38 Vandersea, Phil (LB) — Massachusetts 1967
79 Verdon, Jimmy (DE) — Arizona State....2005
66 Verstegen, Mike (G) — Wisconsin 1995-97
51 Vilma, Jonathan (LB) — Miami (Fla.) 2008-13

W

30 Wade, Trevin (CB) — Arizona 2013-
70 Wagner, Terrence (C) — Sacramento State....2003
87 Wainright, Frank (TE) — Northern Colorado 1991-93
83 Walker, Dwight (WR) — Nicholls State....1987
78 Walker, Jeff (G) — Memphis....1988-89
80 Walker, Mike (DE) — Tulane 1971
75 Walker, Tyrunn (DT/DE) — Tulsa....2012-
85 Walls, Wesley (TE) — Mississippi 1994-95
4 Walsh, Steve (QB) — Miami (Fla.)....1990-93
21 Ward, Carl (S) — Michigan 1969
72 Ward, Chris (T) — Ohio State....1984
58 Ward, Phillip (LB) — UCLA....2000
98 Warner, Ron (LB) — Kansas 1998
73 Warren, Frank (DE) — Auburn 1981-89,91-94
55 Washington, Dave (LB) — Alcorn State....1980
26 Washington, Mickey (CB) — Texas A&M 1997
59 Waters, Anthony (LB) — Clemson....2009-10
88 Waters, Mike (TE) — San Diego State 1987
82 Watson, Benjamin (TE) — Georgia....2013-
55 Watson, Courtney (LB) — Notre Dame 2004-05
67 Watson, John (T) — Oklahoma 1977-79
61 Watson, Mike (T) — Miami (Ohio)....1977
49 Wattelet, Frank (S) — Kansas State....1981-87
44 Waymer, Dave (DB) — Notre Dame....1980-89
42,24 Weary, Fred (CB) — Florida....1998-2001
7 Weatherford, Steve (P) — Illinois....2006-08
85 Weatherspoon, Cephus (WR) — Fort Lewis College....1972
56 Weissenhofer, Ron (LB) — Notre Dame 1987
42 Welch, Claxton (RB) — Oregon 1970
54 Wendryhoski, Joe (C) — Illinois 1967-68
60 Westbrooks, Greg (LB) — Colorado 1975-77
84 Wheatley, Austin (TE) — Iowa....2000
39 Wheelwright, Ernie (RB) — Southern Illinois 1967-70
86 Whitaker, Creston (WR) — North Texas....1972
24 White, Corey (CB) — Samford 2012-
79 White, Mitch (T) — Oregon State 2001
98 Whitehead, Willie (DE/DT) — Auburn 1999-2006
23 Whitsell, Dave (CB) — Indiana....1967-69
59 Whittingham, Fred (LB) — Cal Poly-San Luis Obispo1967-68
23 Whittle, Ricky (RB) — Oregon 1996
66 Wickert, Tom (G) — Washington State 1975-76
49 Wicks, Bob (WR) — Utah State 1974
47 Wilcox, Josh (TE) — Oregon 1998-99
99 Wilkerson, Jimmy (DL) — Oklahoma....2010
94 Wilks, Jim (DE/DT) — San Diego State 1981-93
82 Williams, Boo (TE) — Arkansas 2001-04
51 Williams, Brian (LB) — Southern California....2001
88 Williams, Brooks (TE) — North Carolina....1978-81
61 Williams, Del (G) — Florida State 1967-73
90 Williams, James (LB) — Mississippi State 1990-94
24 Williams, Joe (RB) — Wyoming 1972
45 Williams, John (FB) — Wisconsin....1986
66 Williams, Larry (G) — Notre Dame 1991
96 Williams, Melvin (DE) — Kansas State....2003-04
69 Williams, Ralph (G) — Southern....1985-86
86 Williams, Richard (WR) — Abilene Christian 1974
34 Williams, Ricky (RB) — Texas 1999-2001
21 Williams, Robert (CB) — North Carolina 1999
63 Williams, Wally (G) — Florida A&M 1999-2002
65 Williams, Willie (T) — Louisiana State....1994
63 Willis, Donald (G) — North Carolina A&T 1995-97
89 Willis, Len (WR) — Ohio State....1977
67 Willis, Ray (T) – Florida State 2011
4 Wilmsmeyer, Klaus (P) — Louisville....1995-96
18 Wilson, Dave (QB) — Illinois 1981,83-89
95 Wilson, Martez (LB/DE) – Illinois 2011-13
42,24 Wilson, Jerry (CB) — Southern....2001-02
42 Wilson, Ray (S) — New Mexico 1994
80 Wilson, Robert (WR) — Florida A&M 2000-01
45 Wilson, Tim (FB) — Maryland....1983-84
79,92 Wilson, Troy (DE) — Pittsburg State 1998-99
18 Wilson, Wade (QB) — Texas A&M-Commerce....1993-94
30 Wilson, Wayne (FB) — Shepherd....1979-86
71 Winans, Jeff (DT) — Southern California 1976
80 Winslow, Doug (WR) — Drake 1973
9 Winslow, George (P) — Villanova....1989
92 Winston, DeMond (LB) — Vanderbilt....1990,92-94
56 Winston, Dennis (LB) — Arkansas 1982-85
68 Winther, Wimpy (C) — Mississippi....1972
24 Woerner, Scott (DB) — Georgia 1987
19 Wood, Gary (QB) — Cornell 1967
73 Wood, John (DE) — Louisiana State 1973
95 Woodard, Cedric (DT) — Texas....2005
65 Woods, Robert (T) — Tennessee State 1977-80
47 Woodson, Marv (S) — Indiana 1969
34 Word, Barry (RB) — Virginia....1987-88
7 Wuerffel, Danny (QB) — Florida....1997-99
23 Wyatt, Doug (S) — Tulsa....1970-72
43, 35 Wynn, DeShawn (RB) — Florida 2010
98 Wynn, Renaldo (DT/DE) — Notre Dame 2007

Y

1 Yepremian, Garo (K) — None 1979
65 Young, Bob (G) — Howard Payne 1981
66 Young, Brian (DT) — UTEP 2004-08
93 Young, Kevin (DE) — Utah State....1987
89 Young, Tyrone (WR) — Florida 1983-84
38,28 Young, Usama (CB/S) — Kent State....2007-10
20 Youngblood, George (S) — Los Angeles State 1967-68

Z

79 Zanders, Emanuel (G) — Jackson State 1974-80
34 Zellars, Ray (FB) — Notre Dame....1995-98

ALL-TIME NUMERICAL ROSTER

0

Obert Logan (S) 1967

00

Ken Burrough (WR) 1970

1

Gary Yepremian (K) 1979
Benny Ricardo (K) 1980-81
Martin Gramatica (K) 2007-08

2

Chip Lohmiller (K) 1995
Aaron Brooks (QB) 2000-05
Olindo Mare (K) 2007
John Kasay (K) 2011

3

Skip Butler (K) 1971
John Leypoldt (K) 1978
Bobby Hebert (QB) 1985-89,91-92
Mark Royals (P) 1997-98
John Carney (K) 2001-06, 09-10
Tyler Palko (QB) 2007
Joey Harrington (QB) 2008
Shayne Graham (K) 2013-

4

Mike Cofer (K) 1987
SteveWalsh (QB) 1990-93
Klaus Wilmsmeyer (P) 1995-96
Toby Gowin (P) 2000-02
Todd Bouman (QB) 2003-05
Billy Cundiff (K) 2006
Glenn Pakulak (P) 2008
Sean Canfield (QB) 2010-11
Ryan Griffin (QB) 2013-

5

Florian Kempf (K) 1987
Heath Shuler (QB) 1997-98
Adrian McPherson (QB) 2005
Taylor Mehlhaff (K) 2008
Garrett Hartley (K) 2008-13

6

Tommy Barnhardt (P) 1987, 89-94, 99
Dirk Johnson (P) 2002
Thomas Morstead (P) 2009-

7

Toni Linhart (K) 1972
Guy Benjamin (QB) 1980
Morten Andersen (K) 1982-94
Danny Wuerffel (QB) 1997-99
Steve Weatherford (P) 2006-08
Ben Graham (P) 2008
Luke McCown (QB) 2013-

8

Archie Manning (QB) 1971-75,77-82

9

Happy Feller (K) 1972-73
George Winslow (P) 1989
Tommy Kramer (QB) 1990
Jake Delhomme (QB) 1998-99
Drew Brees (QB) 2006-

10

Charlie Durkee (K) 1967-68,71-72
Julian Fagan (P) 1970-72
Steve O'Neal (P) 1973
Bobby Douglass (QB) 1976-77
Tom Jurich (K) 1978
Steve Mike-Mayer (K) 1978
Brian Hansen (P) 1984-88
Tommy Barnhardt (P) 1987,89-94
Cary Blanchard (K) 1992
Doug Brien (K) 1995-2000
Jamie Martin (QB) 2006-07
Skyler Green (WR) 2008
Chase Daniel (QB) 2009-12

11

Ronnie South (QB) 1968
Jim Ninowski (QB) 1969
Bivian Lee (CB) 1971-75
Ed Burns (QB) 1978-80
Richard Todd (QB) 1984
John Fourcade (QB) 1987-90
Billy Joe Tolliver (QB) 1998-2000
Jason Fife (QB) 2006
Mark Brunell (QB) 2008-09

12

Tom McNeill (P) 1967-69
Bobby Scott (QB) 1973-82
Babe Laufenberg (QB) 1986
Kevin Ingram (QB) 1987
Billy Joe Hobert (QB) 1997-99
Jake Delhomme (QB) 2000-02
Marques Colston (WR) 2006-

13

Larry Cipa (QB) 1974-75
McCleskey, J.J. (WR/S) 1993
Doug Nussmeier (QB) 1994-97
Kerry Collins (QB) 1998
Rod Harper (WR) 2009
Joseph Morgan (WR) 2012

14

Karl Sweetan (QB) 1968
Edd Hargett (QB) 1969-72
Russell Erxleben (K/P) 1979-83
Richard Todd (QB) 1985
Tim Riordan (QB) 1987
Tom Hodson (QB) 1995-96
J.T. O'Sullivan (QB) 2002-04
Levon Thomas (WR) 2005
Andy Tanner (WR) 2013-

15

Gary Cuozzo (QB) 1967
Charlie Durkee (K) 1967-68,71-72
Bob Davis (QB) 1973
Donnie Gibbs (P) 1974
Rich Szaro (K) 1975-78
Toni Fritsch (K) 1982
Courtney Roby (WR) 2008-12

16

Bo Burris (S) 1967-69
Steve Ramsey (QB) 1970
Ken Stabler (QB) 1982-84
Tom Blanchard (P) 1974-78
Mike Buck (QB) 1990-93
Lance Moore (WR) 2005-13

17

Billy Kilmer (QB) 1967-70
Rick Partridge (P) 1979
Speedy Thomas(WR) 1973-74
Jim Everett (QB) 1994-96
Mitch Berger (P) 2003-05
Greg Camarillo (WR) 2012
Robert Meachem (WR) 2007-11, 13-

18

Hugo Hollas (S) 1970-72
Dave Wilson (QB) 1981,83-89
Wade Wilson (QB) 1993-94
Terry Guess (WR) 1996
Jeff Blake (QB) 2000-01
Phil McGeoghan (WR) 2003
Terrance Copper (WR) 2006-08
Saalim Hakim (WR) 2012

19

Gary Wood (QB) 1967
Tom Dempsey (K) 1969-70
Bill McClard (K) 1973-75
Guido Merkens (QB/WR/DB) 1980-85
Brett Bech (WR) 1996
Alonzo Johnson (WR) 1998
Charlie Jones (WR) 2000
Devery Henderson (WR) 2004-12

20

George Youngblood (S) 1967-68
Delles Howell (CB) 1970-72
John Wood (DE) 1973
Eric Felton (CB) 1978-80
Russell Gary (S) 1981-86
John Sutton (CB) 1987
Othello Henderson (S) 1993-94
Derek Brown (RB) 1995-96
Earl Little (CB) 1998
Terry Allen (RB) 2000
Jay Bellamy (S) 2001-07
Randall Gay (CB) 2008-10
Joique Bell (RB) 2011
A.J. Davis (CB) 2012

21

John Douglas (CB) 1967-68
Carl Ward (S) 1969
Joe Scarpati (DB) 1970
Reynaud Moore (CB) 1971
Nate Ramsey (S) 1973
Ken Reaves (CB) 1974
Greg Boyd (S) 1974
David Gray (DB) 1979
John Krimm (S) 1982
Earl Johnson (CB) 1985
Dalton Hilliard (RB) 1987-93
Derek Brown (RB) 1993-94
Eric Allen (CB) 1995-97
Earl Little (CB) 1999
Robert Williams (CB) 1999
Steve Israel (CB) 2001
Dale Carter (CB) 2002-03
Jason Craft (CB) 2004-08
Terrence Holt (S) 2008
Mike Bell (RB) 2009
Julius Jones (RB) 2010
Patrick Robinson (CB) 2011-

22

Charlie Brown (RB) 1967-68
Gary Lewis (RB) 1970
Elijah Pitts (RB) 1970
D'Artagnan Martin (CB) 1971
Howard Stevens (RB) 1973-74
Benny Johnson (CB) 1976
Ricky Ray (CB) 1979-80
Tyrone Anthony (RB) 1984-85
Van Jakes (CB) 1986-88
Derrick Taylor (S) 1987
Michael Mayes (CB) 1989
Gill Fenerty (RB) 1990-91
Brad Muster (FB) 1993-94
Lorenzo Neal (FB) 1995-96
Tyronne Drakeford (CB) 1998-99
Fred Thomas (CB) 2000-07
Tracy Porter (CB) 2008-11
Mark Ingram (RB) 2013-

23

Dave Whitsell (CB) 1967-69
Doug Wyatt (S) 1970-72
Joe Profit (RB) 1973
Charlie Thomas (KR) 1975
Craig Cassady (DB) 1977
James Marshall (DB) 1980
Buford Jordan (FB) 1986-92
Lorenzo Neal (FB) 1993-94
Ricky Whittle (RB) 1996
Chris Hewitt (S) 1997-99
Kevin Mathis (CB) 2000-01
Victor Green (S) 2003
Fred Booker (CB) 2005
Omar Stoutmire (S) 2006
Pierre Thomas (RB) 2007-

ALL-TIME NUMERICAL ROSTER

24

Elijah Nevett (CB) 1967-70
Margene Adkins (WR) 1972
Joe Williams (RB) 1972
Johnny Fuller (S) 1973-75
Clarence Chapman (CB) 1976-80
Marvin Lewis (RB) 1982
Terry Hoage (DB) 1984-85
Scott Woerner (DB) 1987
Milton Mack (CB) 1987-91
Derek Brown (RB) 1993
Mario Bates (RB) 1994-97
Rob Kelly (S) 1998
Fred Weary (CB) 1999-2001
Monty Montgomery (S) 2004
Dwight Smith (S) 2005
Bryan Scott (S) 2006
Chris Barclay (RB) 2007
Leigh Torrence (CB) 2008-11
Corey White (CB) 2012-

25

Jerry Simmons (WR) 1967
Al Dodd (WR) 1969-71
Jerry Moore (S) 1973-74
Leon McQuay (RB) 1976
Wade Bosarge (DB) 1977
Johnnie Poe (CB) 1981-87
Fred McAfee (RB) 1991-93, 2001-05
Alex Molden (CB) 1996-2000
Reggie Bush (RB) 2006-10
Rafael Bush (S) 2012-

26

Jimmy Heidel (S) 1967
Joe Don Looney (RB) 1969
Richard Harvey, Sr. (DB) 1971
Steve Rogers (RB) 1975
Jimmy Stewart (S) 1977
Jitter Fields (PR) 1984
Willie Tullis (CB) 1985-86
Stacey Dawsey (WR) 1987
Vince Buck (DB) 1990-95
Mickey Washington (CB) 1997
Lamar Smith (RB) 1999
Corey Harris (CB) 2000
Fred McAfee (RB) 2000
Deuce McAllister (RB) 2001-09

27

Walt Roberts (WR) 1967
Bobby Thompson (S) 1969
Rod McNeill (RB) 1974-75
Ray Brown (S) 1978-80
Greg Stemrick (CB) 1983
Antonio Gibson (S) 1986-89,92
Reginald Jones (CB) 1991-94
Selwyn Jones (CB) 1994
Vashone Adams (S) 1997
Rob Kelly (S) 2000
Ken Irvin (CB) 2002
James Fenderson (RB) 2002-03
Aaron Stecker (RB) 2004-08
Malcolm Jenkins (CB/S) 2009-13

28

Ross Fichtner (S) 1968
Don Shy (RB) 1969
James Ford (RB) 1971-72
Alvin Maxson (RB) 1974-76
Bill Hurley (DB) 1982-83
Greg Harding (DB) 1984
Gene Atkins (S) 1987-93
Derrick Hoskins (S) 1996
Troy Davis (RB) 1997-99
Chris Oldham (S) 2000-01
Curtis Keaton (RB) 2002
Deveron Harper (DB) 2003-04
Sideeq Shabazz (S) 2005
Anthony Thomas (RB) 2005
DeJuan Groce (CB) 2006
Usama Young (CB/S) 2008-10
Mark Ingram (RB) 2011-12
Keenan Lewis (CB) 2013-

29

Ray Ogden (WR) 1967
Gene Howard (CB) 1968-70
Billie Hayes (CB) 1972
Maurice Spencer (CB) 1974-76,78
Rodney Lewis (CB) 1982-84
Reggie Sutton (CB) 1987-88
Undra Johnson (RB) 1989
Vencie Glenn (S) 1991
Keith Taylor (S) 1992-93
Vinnie Clark (CB) 1994
Mark McMillian CB) 1996
Sammy Knight (S) 1997-2002
Keyuo Craver (CB) 2003
Josh Bullocks (S) 2005-08
Chris McAlister (CB) 2009
Marcus McCauley (CB) 2009
Herana-Daze Jones (S) 2009
Chris Ivory (RB) 2010-12
Khiry Robinson (RB) 2013-

30

Les Kelley (RB) 1967-69
Bob Shaw (WR) 1970
Bill Harris (RB) 1971
Ernie Jackson (CB) 1972-77
Wayne Wilson (FB) 1979-86
Vincent Alexander (FB) 1987
Cedric Smith (FB) 1991
Anthony Newman (S) 1995-97
Je'Rod Cherry (DB) 1998-99
Chad Morton (RB) 2000
Fred McAfee (RB) 2006
Lynell Hamilton (RB) 2008-09
Trevin Wade (CB) 2013-

31

Jim Taylor (RB) 1967
Richard Newsome (S) 2001
Aaron Glenn (CB) 2008
Pierson Prioleau (S) 2009-10
Jerome Murphy (CB) 2012
Chris Carr (CB) 2013
Terrence Frederick (CB) 2013-

32

Tom Barrington (RB) 1967-70
Lincoln Minor (RB) 1973
Jim DeRatt (DB) 1975
Kim Jones (FB) 1976-79
Scott Stauch (RB) 1981
Vernon Perry (S) 1983
Darrell Toussaint (DB) 1987
Paul Frazier (RB) 1989
Mark Lee (CB) 1991
Vaughn Dunbar (RB) 1992,94-95
Earnest Hunter (RB) 1996
Aaron Craver (RB) 1998-99
Jerald Moore (RB) 2000
Ki-Jana Carter (RB) 2003-04
Antowain Smith (RB) 2005
Jabari Greer (CB) 2009
Johnny Patrick (CB) 2011-12
Kenny Vaccaro (S) 2013-

33

Randy Schultz (RB) 1967-68
Steve Preece (DB) 1969
Mike Strachan (RB) 1975-80
Kevin Gray (DB) 1982
Junior Thurman (DB) 1987
Ernest Spears (S) 1990
Tyrone Hughes (CB) 1993-96
Rob Kelly (S) 1997
Wilmont Perry (RB) 1998-99
Moran Norris (FB) 2001-02
Ashley Ambrose (CB) 2003-04
Jesse Chatman (RB) 2005
Joey Thomas (CB) 2005
Keith Joseph (RB) 2006
Olaniyi Sobomehin (FB) 2008
Jabari Greer (CB) 2010-13

34

Tony Lorick (RB) 1968-69
Carlos Bell (TE) 1971
Jess Phillips (RB) 1973-74
Tony Galbreath (RB) 1976-80
Bobby Johnson (DB) 1983-84,86
Jeff Rodenberger (FB) 1987
Barry Word (RB) 1987-88
Craig Heyward (RB) 1989-92
Ray Zellars (FB) 1995-98
Ricky Williams (RB) 1999-2001
Tebucky Jones (S) 2003-04
Mike McKenzie (CB) 2005-09
Patrick Robinson (CB) 2010

35

Ted Davis (LB) 1967-69
Jim Otis (RB) 1970
Bob Gresham (RB) 1971-72
Henry Matthews (RB) 1973
Jim Van Wagner (FB) 1978
Earl Campbell (RB) 1984-85
Bobby Morse (FB) 1989-91
Shane Pahukoa (S) 1995
Reggie Howard (CB) 2000
Chris Canty (CB) 2000
Fakhir Brown (CB) 2002-05
Jamaal Branch (RB) 2006-07
David Pittman (CB) 2008
Michael Lehan (CB) 2008
DeShawn Wynn (RB) 2010
Korey Hall (FB) 2011

36

Don McCall (RB) 1967-68,70
Dick Davis (RB) 1970
Vic Nyval (RB) 1970
Don Burchfield (TE) 1971
Bob Brown (TE) 1972-73
Andrew Jones (RB) 1975-76
Greg Boykin (RB) 1977
Rueben Mayes (RB) 1986-88,90
Stanford Jennings (RB) 1991
Derrick Ned (FB) 1993-95
Lamar Smith (RB) 1998, 2003
Corey Harris (CB) 1999
Michael Hawthorne (CB) 2000-02
Cory McIntyre (RB) 2006
Darian Barnes (FB) 2008
Kyle Eckel (FB) 2009
Marcus Mailei (FB) 2009

37

Steve Stonebreaker (LB) 1967-68
Tommy Myers (S) 1972-81
Mel Gray (RB) 1986-88
Bennie Thompson (S) 1989-91
Jimmy Spencer (CB) 1992-95
Je'Rod Cherry (S) 1996-97
Chad Cota (S) 1998
Dino Philyaw (RB) 1999
Todd Franz (S) 2000
Steve Gleason (S) 2000-06
Matt Giordano (S) 2010
Jerico Nelson (S) 2012
Eric Frampton (S) 2013
Jordan Pugh (S) 2013

38

Phil Vandersea (LB) 1967
Tony Baker (RB) 1968-71
Bill Butler (RB) 1972-74
George Rogers (HB) 1981-84
Calvin Nicholson (CB) 1989,91
Donovan Greer (CB) 1997
Usama Young (CB) 2007
Greg Fassitt (CB) 2009
Rod Sweeting (CB) 2013-

39

Ernie Wheelwright (RB) 1967-70
Odell Lawson (RB) 1973-74
Morris LaGrand (RB) 1975
Brett Maxie (S) 1985-93

ALL-TIME NUMERICAL ROSTER

Carl Lee (DB) 1994
John Covington (S) 1995
Darren Perry (S) 2000
Curtis Deloatch (CB) 2006
Chris Reis (S) 2007-10
Travaris Cadet (RB) 2012-

40

Earl Gros (RB) 1970
Hoyle Granger (RB) 1971
Terry Schmidt (CB) 1974-75
Jim Marsalis (S) 1977
Greg Knafelc (TE) 1983
Dalton Hilliard (RB) 1986
Michael Adams (DB) 1987-88
Robert Massey (CB) 1989-90
Wes Bender (FB) 1997
Marvin Powell (FB) 1999
Brian Milne (FB) 2000
Mel Mitchell (S) 2002, 04-05
Mike Bell (RB) 2008
Jonathon Amaya (S) 2011
Chris Carr (CB) 2013

41

John Gilliam (WR) 1967-68,77
Bob Newland (WR) 1971-74
Jimmy Rogers (RB) 1980-84
Toi Cook (CB) 1987-93
William Strong (CB) 1995-96
Tim Carter (CB) 2001
Roman Harper (S) 2006-13

42

John Gilliam (WR) 1967-68,1977
Claxton Welch (RB) 1970
Jim Strong (RB) 1971-72
Joel Parker (WR) 1974-75
Chuck Muncie (RB) 1976-80
Toussaint Tyler (RB) 1981-82
Dana McLemore (DB) 1986
Ray Wilson (S) 1994
Fred Weary (CB) 1998
Willie Clay (S) 1999
Jerry Wilson (CB) 2001-02
Jason David (CB) 2007-08
Darren Sharper (S) 2009-10
Isa Abdul Quddus (S) 2011-13

43

Dicky Lyons (S) 1970
Dave Kopay (LB) 1971
Larry Collins (RB) 1980
Bobby Fowler (FB) 1984-85
Garland Jean Batiste (FB) 1987
Kim Phillips (CB) 1989
Tyrone Legette (CB) 1992-95
Ashley Ambrose (CB) 1999
Keyuo Craver (CB) 2002-03
Mike McKenzie (CB) 2004
Kevin Kaesviharn (S) 2007-08
DeShawn Wynn (RB) 2010
Darren Sproles (RB) 2011-13

44

George Rose (CB) 1967
Olie Cordill (P) 1969
Mike Fink (CB) 1973
Chris Farasopolos (S) 1974
Chuck Crist (S) 1975-77
Dave Waymer (DB) 1980-89
J.J. McCleskey (WR/S) 1994-96
Fred McCrary (FB) 1997
Rob Kelly (S) 1999
Terrelle Smith (FB) 2000-03
Mike Karney (FB) 2004-08
Heath Evans (FB) 2009-10
Elbert Mack (CB) 2012

45

Jimmy Jordan (RB) 1967
Elbert Kimbrough (S) 1968
Arthur Green (RB) 1972
Pete Athas (S) 1976
Jack Holmes (RB) 1978-82
Time Wilson (FB) 1983-84
John Williams (FB) 1986
Nate Johnson (RB) 1987
Craig Heyward (RB) 1988
Stan Petry (CB) 1991
Israel Byrd (CB) 1993-95
Jed Collins (FB) 2011-13

46

Danny Abramowicz (WR) 1967-73
Jim Kearney (S) 1976
Hokie Gajan (FB) 1982-85
Sean Lumpkin (S) 1992-96
Kendall Gammon (LS) 1998
Ladell Betts (RB) 2010

47

Bruce Cortez (CB) 1967
Marv Woodson (S) 1969
Bill Dusenbery (RB) 1970
Virgil Robinson (RB) 1971-72
Jack DeGrenier (RB) 1974
Mike Spivey (CB) 1980-81
Cliff Austin (RB) 1983
David Rackley (DB) 1985
Dwight Beverly (RB) 1987
Cedric Mack (CB) 1992-93
Travis Davis (S) 1995
Greg Jackson (S) 1996
Josh Wilcox (TE) 1998-99
Kevin Houser (LS) 2000-08
Jake Ingram (LS) 2010
Justin Drescher (LS) 2010-

48

Andy Livingston (RB) 1969-70
Don Schwartz (S) 1978-80
James Fenderson (RB) 2002
David Sloan (TE) 2003
Vonta Leach (FB) 2006

49

Major Hazelton (DB) 1970
Bob Wicks (WR) 1974
Ralph McGill (S) 1978-79
Artie Owens (WR) 1980
Frank Wattelet (S) 1981-87
Tommie Stowers (TE) 1992-93
K.C. Asioudu (LB) 2010

50

Jake Kupp (G) 1967-75
Ken Bordelon (LB) 1976-77,79-82
Jack Del Rio (LB) 1985-86
Philip James (C) 1987
John Johnson (LB) 1995
Ink Aleaga (LB) 1997
Kevin Mitchell (LB) 1998-99
Corey Terry (LB) 2000
Phil Clarke (LB) 2001
James Allen (LB) 2002-05
Marvin Mitchell (LB) 2007-10
Olin Kreutz (C) 2011
Curtis Lofton (ILB) 2012-

51

Jim Fraser (P) 1968
Bill Saul (LB) 1969
John Didion (LB/C) 1971-74
Sylvester Croom (C) 1975
Rusty Chambers (LB) 1975-76
Warren Capone (LB) 1976
Ron Crosby (LB) 1978
Stan Holloway (LB) 1980
Whitney Paul (LB) 1982-85
Sam Mills (LB) 1986-94
Larry McCoy (LB) 1987
Ron Childs (LB) 1995
Derrick Barnes (LB) 1997
Phil Clarke (LB) 1999-2000
Brian Williams (LB) 2001
Bryan Cox (LB) 2002
Terrence Melton (LB) 2004-06
Brian Simmons (LB) 2007
Jonathan Vilma (LB) 2008-13

52

Frank Emanuel (LB) 1970
Harry Jacobs (LB) 1970
John Huard (LB) 1971
Dick Palmer (LB) 1972-73
Mike Lemon (LB) 1975
Skip Vanderbundt (LB) 1978
Jim Kovach (LB) 1979-85
Brian Forde (LB) 1988-91
Mike Stonebreaker (LB) 1994
Richard Harvey, Jr. (LB) 1995-97
Vinson Smith (LB) 1998-99
Sedrick Hodge (LB) 2001-05
Jeff Faine (C) 2006-07
Jonathan Casillas (LB) 2009, 11-12
Kevin Reddick (ILB) 2013-

53

Dave Simmons (LB) 1967
Dick Absher (LB) 1969-71
Billy Hobbs (LB) 1972
Rick Kingrea (LB) 1973-77
Tommy Hart (DE) 1980
Sammy Green (LB) 1980
Scott Pelluer (LB) 1981-85
Vaughan Johnson (LB) 1986-93
Keith Fourcade (LB) 1987
Don Davis (LB) 1996-98
Donta Jones (LB) 2000
Roger Knight (LB) 2001-04
T.J. Slaughter (LB) 2005
Mark Simoneau (LB) 2006-08
Stanley Arnoux (LB) 2010
Ramon Humber (ILB) 2011-

54

Joe Wendryhoski (C) 1967-68
Tom Roussel (LB) 1971-72
Dale Lindsey (LB) 1973
Rick Middleton (LB) 1974-75
Pat Hughes (LB) 1977-79
Paul Ryczek (C) 1981
Ed Simonini (LB) 1982
Alvin Toles (LB) 1985-88
Bill Roe (LB) 1987
Winfred Tubbs (LB) 1994-97
Ink Aleaga (LB) 1998-99
Darrin Smith (LB) 2000-04
Danny Clark (LB) 2006
Troy Evans (LB) 2007-09
Ramon Humber (LB) 2010
Will Herring (ILB) 2011-13

55

Jackie Burkett (LB) 1967-70
Jim Flanigan (LB) 1971
Tom Stincic (LB) 1972
Bob Creech (LB) 1973
Don Coleman (LB) 1974-75
Floyd Rice (LB) 1978
Dave Washington (LB) 1980
Rob Nairne (LB) 1981-83
Joe Kohlbrand (LB) 1985-89
Joe DeForest (LB) 1987
Scott Ross (LB) 1991
Reggie Freeman (LB) 1993
Mark Fields (LB) 1995-2000
DeShone Myles (LB) 2001
Travis Carroll (LB) 2002
Courtney Watson (LB) 2004-05
Scott Fujita (LB) 2006-09
Danny Clark (LB) 2010
Barrett Ruud (LB) 2012
Keyunta Dawson (OLB) 2013-

56

Jim Ferguson (LB) 1968
Hap Farber (LB) 1970
Willie Hall (LB) 1972-73
Lee Gross (C) 1975-77
Rusty Rebowe (LB) 1978
Reggie Mathis (LB) 1979-80
Dennis Winston (LB) 1982-85
Pat Swilling (LB) 1986-92
Ron Weissenhofer (LB) 1987

ALL-TIME NUMERICAL ROSTER

Ernest Dixon (LB) 1994-97
Chris Bordano (LB) 1998-99
Charlie Clemons (LB) 2000-02
Orlando Ruff (LB) 2003-04
Alfred Fincher (LB) 2005-07
Jo-Lonn Dunbar (LB) 2008-11
Jay Richardson (OLB) 2013

57

Mike Morgan (LB) 1969-70
Jim Merlo (LB) 1973-74,76-79
Larry Coombs (C) 1980
Rickey Jackson (LB) 1981-93
Curtis Holden (LB) 2001
Colby Bockwoldt (LB) 2004-05
Jason Kyle (LS) 2009-10
David Hawthorne (ILB) 2012-

58

Eli Strand (G) 1967
Joe Federspiel (LB) 1972-80
Glen Redd (LB) 1981,83-86
Scott Leach (LB) 1987
Darion Conner (LB) 1994
Brian Jones (LB) 1995-96,98
Joe Tuipala (LB) 1999
Phillip Ward (LB) 2000
Jonathan Jackson (LB) 2001
J.R. Johnson (LB) 2002
Cie Grant (LB) 2003-04
Scott Shanle (LB) 2006-12
Kyle Knox (OLB) 2013-

59

Fred Whittingham (LB) 1967-68
Wayne Colman (LB) 1969-74,76
Chuck Evans (LB) 1980-81
Chris Martin (LB) 1983
James Campen (C/G) 1987-88
Rufus Porter (LB) 1995-96
Keith Mitchell (LB) 1997-2001
J.J. Jones (LB) 2002
Derrick Rodgers (LB) 2003-04
Ronald McKinnon (LB) 2005
Matt McCoy (LB) 2007
Anthony Waters (LB) 2009-10
Nate Bussey (LB) 2011
Rufus Johnson (OLB) 2013-

60

Brian Schweda (DE) 1967-68
Doug Sutherland (G) 1970
Carl Cunningham (LB) 1971
Greg Westbrooks (LB) 1975-77
Don Reese (DE) 1978-80
Steve Korte (C) 1983-90
Derek Kennard (G) 1991-93
Craig Novitsky (C/T) 1994-96
Kendall Gammon (C) 1997
Robert Hunt (G) 1999
Ben Archibald (T) 2005
Tearrius George (DE) 2008
Nick Leckey (C) 2009
Brian de la Puente (C) 2011-13

61

Del Williams (G) 1967-73
Mike Watson (T) 1977
Sam Adams (G) 1981
Joel Hilgenberg (C/G) 1984-93
Greg Loberg (G/T) 1987
Ed King (G) 1995-97
Montrae Holland (G) 2003-06

62

Ross Gwinn (G) 1968
John Hill (C) 1975-84
Brad Leggett (C) 1990-91
Jay Hilgenberg (C) 1993
Jeff Uhlenhake (C) 1994-95
Kendall Gammon (C) 1996
Jerry Fontenot (C) 1997-2003

63

Roy Schmidt (G) 1967-68
Norman Davis (G) 1969
Steve Baumgartner (DE) 1973-77
Barry Bennett (DE) 1978-81
Roger Finnie (T) 1979
Brad Edelman (G) 1982-89
Karl Dunbar (DE) 1993
Donald Willis (G) 1995-97
Wally Williams (G/C) 1999-2002
Chad Setterstrom (G) 2004-05

64

Ray Hester (LB) 1971-73
Andy Maurer (G) 1974
Dave Lafary (T) 1977-85
Ted Elliott (DT) 1987
Scott Adams (G) 1994
Robert Newkirk (DE) 1999
Kendyl Jacox (G/C) 2002-05
Zach Strief (T) 2006-

65

Tom Carr (DE) 1968
Remi Prudhomme (G/C) 1971-72
Dave Thompson (T) 1974-75
Robert Woods (T) 1977-80
Bob Young (G) 1981
David Carter (C) 1984-85
Adam Schreiber (G) 1985
Steve Trapilo (G) 1987-90,92
Willie Williams (T) 1994
Chris Naeole (G) 1997-2001
LeCharles Bentley (G/C) 2002-05
Andy Alleman (G) 2007
Matt Tennant (G/C) 2010-11
Ricky Henry (G) 2012

66

Bill Cody (LB) 1967-70
Royce Smith (G) 1972-73
Rocky Rasley (G) 1974
Tom Wickert (G) 1975-76
David Knowles (T) 1977
Conrad Dobler (G) 1978-79
Louis Oubre (G) 1982-84
Chuck Commiskey (G) 1986-88
Larry Williams (G) 1991
Mike Verstegen (G) 1995-97
Victor Riley (T) 2002
Brian Young (DT) 2004-08
Ben Grubbs (G) 2012-

67

George Harvey (G) 1967
John Shinner (G) 1969-71
Bob Kuziel (C) 1972
Phil LaPorta (T) 1974-75
John Watson (T) 1977-79
Stan Brock (T) 1980-92
Andy McCollum (G) 1994-98
Bubba Miller (C) 2002
Jamar Nesbit (G/T) 2004-09
Ray Willis (T) 2011

68

Richard Neal (DE) 1969-72,1978
Wimpy Winther (C) 1972
Terry Stieve (G) 1976-77
Fred Sturt (G) 1978-81
Pat Saindon (G) 1986
Walter Housman (T/G) 1987
Paul Jetton (G) 1992-93
Alan Kline (T) 1994-95
Kyle Turley (G/T) 1998-2002
Victor Riley (T) 2003-04
Matt Lehr (C/G) 2008
William Robinson (T) 2012
Tim Lelito (G) 2013-

69

Oakley Dalton (DT) 1977
Bill Fifer (G) 1978
Nat Hudsont (G) 1981
Ralph Williams (G) 1985-86
Pat Swoopes (DT) 1987,89
Les Miller (DT) 1991-94
Tom Ackerman (C/G) 1996-2001
P.J. Alexander (T) 2003
McKinley Boykin (DT) 2007
Anthony Hargrove (DL) 2009-10
Eric Olsen (G/C) 2012

70

Sam Holden (T) 1971
Craig Robinson (T) 1972-73
Dave Hubbard (T) 1977
Mark Meseroll (T) 1978
Jim Rourke (T) 1985
Bill Contz (T) 1986-88
Kevin Haverdink (T) 1989-91
Chris Port (G/T) 1991-95
Uhuru Hamiter (DE) 1998
Marcus Price (T) 2000-01
Jammal Brown (T) 2005-09
William Robinson (T) 2011
Eric Olsen (G) 2011

71

Dick Anderson (T) 1967
Dave McCormick (T) 1967-68
Willie Townes (DE) 1970
Faddie Tillman (DT) 1972
Paul Fersen (T) 1973-74
Kurt Schumacher (G) 1975-77
Jeff Winans (DT) 1976
James Taylor (T) 1978-81
Petey Perot (G) 1985
Casey Merrill (DT) 1986
Ken Kaplan (T) 1987
Richard Cooper (T) 1990-95
Fred Stokes (DE) 1996
Ricky Siglar (T) 1997-98
Spencer Folau (T) 2002-04
Kendrick Clancy (DT) 2007-09
Charles Brown (T) 2010-13

72

Earl Leggett (DT) 1967-68
Don Talbert (T) 1969-70
Joe Owens (DE) 1971-75
Jeff Hart (T) 1976
Mike Fultz (DT) 1977-80
Leon Gray (T) 1982-83
Chris Ward (T) 1984
Jim Dombrowski (G/T) 1986-96
Trezelle Jenkins (T) 1997
Wayne Gandy (T) 2003-05
Montavious Stanley (DT) 2008
Terron Armstead (T) 2013-

73

Bill Sandeman (T) 1967
Jerry Sturm (T/C) 1967-70
Ray Jones (DB) 1973
John Mooring (T) 1974
Joe Campbell (DE) 1977-80
Frank Warren (DE) 1981-89,91-94
Isaac Davis (G) 1997
Jahri Evans (G) 2006-

74

Mike Tilleman (DT) 1967-70
Doug Mooers (DE) 1971-72
Derland Moore (DT) 1973-85
William Leach (G/T) 1987
Ted Gregory (DT) 1988
Kevin Haverdink (T) 1989-91
Cecil Gray (T) 1993
Herman Carroll (DE) 1994
ClarenceJones (T) 1996-98
Steve Scifres (T) 1999
Scott Sanderson (G/T) 2001-02
Jermon Bushrod (T) 2007-12

75

Dave McCormick (T) 1967-68
Mike Rengel (DT) 1969

ALL-TIME NUMERICAL ROSTER

Mike Richey (T) 1970
Mike Crangle (DE) 1972
Elex Price (DT) 1973-80
Bruce Clark (DE) 1982-88
Doug Marrone (G) 1989
Baron Rollins (G) 1994
Emile Palmer (DT) 1996
Julian Pittman (DT) 1998
Jermane Mayberry (G) 2005
Mitch King (DT) 2011
Tyrunn Walker (DT/DE) 2012-

76

Dave Rowe (DT) 1967-70
Don Morrison (T) 1971-77
Kevin Hunt (T) 1978
Jim Pietrzak (C) 1979-84
Dwaine Board (DE) 1988
Gene McGuire (C) 1992
Rickie Shaw (T) 1993
Jeff Davidson (T) 1994
Keno Hills (T) 1996-99
Tutan Reyes (T) 2000-01
Jonathan Goodwin (C) 2006-10
Pat McQuistan (T) 2011
Akiem Hicks (DT/DE) 2012-

77

Ray Rissmiller (T) 1967
Jim Boeke (T) 1968
Mike Taylor (T) 1969-70
Dan Goich (DT) 1971
Carl Johnson (G) 1972-73
Chris Morris (T) 1975
Marv Montgomery (T) 1976-77
Gary Anderson (G) 1978
Jerry Boyarsky (DT) 1981
Daren Gilbert (T) 1985-88
William Roaf (T) 1993-2001
Rodney Leisle (DT) 2004-06
Carl Nicks (G) 2008-11
Brodrick Bunkley (DT/NT) 2012-

78

Jerry Jones (T) 1967-69
Errol Linden (T) 1969-70
Glen Ray Hines (T) 1971-72
Billy Newsome (DE) 1973-74
Elois Grooms (DE) 1975-81
Kelvin Clark (G) 1982-85
Shawn Knight (DE) 1987
Jeff Walker (G) 1988-89
Mike Keim (T) 1991
Tom Backes (G) 1993
Tom Roth (C/G) 1994
Daryl Terrell (T) 1999-2001
Jon Stinchcomb (T) 2003-04, 2006-10

79

Lou Cordileone (DT) 1967-68
Clovis Swinney (DT) 1970
Emanuel Zanders (G) 1974-80
Chuck Slaughter (T) 1982
Henry Thomas (G) 1987
Glenn Derby (T) 1989-90
Tory Epps (DT) 1995
Troy Wilson (DE) 1998
Mike Halapin (T) 1999
Mitch White (T) 2001
Jimmy Verdon (DE) 2005
Rob Petitti (T) 2006
Rob Ninkovich (DE) 2008
Bryce Harris (T) 2012-

80

Jim Garcia (DE) 1967
Mike Walker (DE) 1971
Doug Winslow (WR) 1973
Sam Havrilak (WR) 1974
Earl McCullough (WR) 1974
Larry Burton (WR) 1975-77
Gordon Banks (WR) 1980-81
Lindsay Scott (WR) 1982-85
Mike Miller (WR) 1985
Malcolm Barnwell (WR) 1985
Herbert Harris (WR) 1986-87
Stacey Dawsey (WR) 1987
Brett Perriman (WR) 1988-90
Wesley Carroll (WR) 1991-92
Marcus Dowdell (WR) 1992-93
Tyrone Johnson (WR) 1994
Haywood Jeffires (WR) 1996
Daryl Hobbs (WR) 1997
Alvin Harper (WR) 1997
Tony Johnson (TE) 1998
P.J. Franklin (WR) 1999
Robert Wilson (WR) 2000-01
Jerome Pathon (WR) 2002-04
Shad Meier (TE) 2005
Mark Campbell (TE) 2006-08
Darnell Dinkins (TE) 2009
Jimmy Graham (TE) 2010-

81

Doug Atkins (DE) 1967-69
Jesse Anderson (TE) 1993
Michael Haynes (WR) 1994-96
Randal Hill (WR) 1997
Scott Slutzker (TE) 1998
Lawrence Dawsey (WR) 1999
Lamont Hall (TE) 2000-02
Zach Hilton (TE) 2003-04
Az-Zahir Hakim (WR) 2005
David Patten (WR) 2007-08
Michael Higgins (TE) 2011-12

82

Johnny Brewer (LB) 1968-70
Bob Pollard (DE) 1971-77
Ike Harris (WR) 1978-81
John Tice (TE) 1983-92
Darren Gottschalk (TE) 1987
Ken O'Neal (TE) 1987
Irv Smith (TE) 1993-97
Qadry Ismail (WR) 1998
Eddie Kennison (WR) 1999
Andrew Glover (TE) 2000
Boo Williams (TE) 2001-04
Nate Lawrie (TE) 2005-06
Marcellus Rivers (TE) 2006
Eric Johnson (TE) 2007
Benjamin Watson (TE) 2013-

83

Vern Burke (TE) 1967
Dave Parks (TE) 1968-72
Len Garrett (TE) 1973-75
Andy Hamilton (WR) 1975
Tinker Owens (WR) 1976,78-80
Kenny Duckett (WR) 1982-85
Carl Roaches (KR) 1985
Kelvin Edwards (WR) 1986
Dwight Walker (WR) 1987
Cliff Benson (TE) 1987-88
Greg Scales (TE) 1988-91
Torrance Small (WR) 1992-96
Keith Poole (WR) 1997-2000
Albert Connell (WR) 2001
Johnny Mitchell (TE) 2001
Donté Stallworth (WR) 2002-05
Billy Miller (TE) 2006-08

84

Jim Hester (TE) 1967-69
Lawrence Estes (DE) 1970-71
Preston Riley (WR) 1973
Paul Seall (TE) 1974-76
Rich Mauti (WR) 1977-80,82-83
Junior Miller (TE) 1984
Eric Martin (WR) 1985-93
Steve Rhem (WR) 1994-95
Eric Guliford (WR) 1997-98
Scott Slutzker (TE) 1999
Austin Wheatley (TE) 2000
Michael Lewis (WR) 2001-06
Tory Humphrey (TE) 2009-11
Kenny Stills (WR) 2013-

85

Ray Poage (TE) 1967-70
Cephus Weatherspoon (WR) 1972
John Beasley (TE) 1973-74
Henry Childs (TE) 1974-80
Hoby Brenner (TE) 1981-93
Curtland Thomas (WR) 1987
Wesley Walls (TE) 1994-95
Paul Green (TE) 1996
Nicky Savoie (TE) 1997
Cameron Cleeland (TE) 1998-99, 2001
Ernie Conwell (TE) 2003-06
Ronnie Ghent (TE) 2007
David Thomas (TE) 2009-12

86

Tom Hall (WR) 1967
Dan Colchico (DE) 1969
Creston Whitaker (WR) 1972
Jubilee Dunbar (WR) 1973
Dave Davis (WR) 1974
Richard Williams (WR) 1974
Melvin Baker (WR) 1975
James Thaxton (TE) 1976-77
Tom Donovan (WR) 1980
Rich Caster (TE) 1981
Rich Martini (WR) 1981
Jeff Groth (WR) 1981-85
Mike Jones (WR) 1986-87
Cliff Benson (TE) 1987-88
Victor Harrison (WR) 1987
Rod Harris (WR) 1989
Gerald Alphin (WR) 1990-91
Patrick Newman (WR) 1991-93
Louis Lipps (WR) 1992
Marcus Dowdell (WR) 1992-93
Kirk Botkin (TE) 1994-95
Tony Johnson (TE) 1996
Gunnard Twyner (WR) 1997
Sean Dawkins (WR) 1998
Kendall Gammon (TE) 1999
Jake Reed (WR) 2000, 02
Onome Ojo (WR) 2001
Walter Rasby (TE) 2003
Zach Hilton (TE) 2005
John Owens (TE) 2006-07
Buck Ortega (TE) 2008-09

87

Richard Neal (DE) 1969-72,78
Monty Stickles (TE) 1968
Mike Kelly (TE) 1973
Don Herrmann (WR) 1975-77
Larry Hardy (TE) 1978-85
Lonzell Hill (WR) 1987-90
Malcolm Scott (TE) 1987
Frank Wainright (TE) 1991-93
Lee DeRamus (WR) 1995-96
John Farquhar (TE) 1997-98
Joe Horn (WR) 2000-06
Adrian Arrington (WR) 2009-11

88

Ben Hart (S) 1967
Dave Szymakowski (WR) 1968
Fred Hyatt (WR) 1973
Andy Dorris (DE) 1973-76
Joel Parker (WR) 1977
Brooks Williams (TE) 1978-81
Don Bass (TE) 1982
Eugene Goodlow (WR) 1983-86
Mike Waters (TE) 1987
Mark Pattison (WR) 1987-88
Floyd Turner (WR) 1989-93
Derrell Mitchell (WR) 1994
Hendrick Lusk (TE) 1996
Andrew Hastings (WR) 1997-99
Willie Jackson (WR) 2000-01
David Sloan (TE) 2002
Talman Gardner (WR) 2003-04
Nate Poole (WR) 2005
Jeremy Shockey (TE) 2008-10
Nick Toon (WR) 2013-

89

Kent Kramer (TE) 1967
Dave Long (DE) 1969-72
Bert Askson (TE) 1973
Gil Chapman (WR) 1975
Len Willis (WR) 1977
Wes Chandler (WR) 1978-81

ALL-TIME NUMERICAL ROSTER

Aundra Thompson (WR) 1981-82
Tyrone Young (WR) 1983-84
Joe Thomas (WR) 1987
Robert Clark (WR) 1987-88
Mike Jones (WR) 1989
Derrick Shepard (WR) 1989
Quinn Early (WR) 1991-95
Mercury Hayes (WR) 1996-97
Brett Bech (WR) 1997-99
Dave Stachelski (TE) 2000-01
Wane McGarity (WR) 2001
Derrick Lewis (WR) 2002-03
Lamont Hall (TE) 2004-05
Jamal Jones (WR) 2006
Sean Ryan (TE) 2008
John Gilmore (TE) 2011
Daniel Graham (TE) 2012
Josh Hill (TE) 2013-

90

Walter Johnson (LB) 1989
James Williams (LB) 1990-94
Israel Stanley (DE) 1995
Jared Tomich (DE) 1997-2000
Kenny Smith (DT) 2001-04
DeMario Pressley (DT) 2009
Turk McBride (DE) 2011-12

91

Monte Bennett (DT) 1981
Ken Marchiol (LB) 1987
Robert "Pig" Goff (DT) 1990-95
Brady Smith (DE) 1996-99
Grady Jackson (DT) 2002-03
Will Smith (DE) 2004-12

92

James Haynes (LB) 1984-89
DeMond Winston (LB) 1990, 92-94
Toddrick McIntosh (DE) 1995
Darren Mickell (DE) 1996-97
Ernest Jones (DE) 1998
Troy Wilson (DE) 1999
Martin Chase (DT) 2000-02
Henry Ford (DT) 2003
Tony Bryant (DE) 2003-05
Orien Harris (DT) 2007
Remi Ayodele (DT) 2008-10
Shaun Rogers (DT) 2011
John Jenkins (NT) 2013-

93

Gary Lewis (DT) 1983
Kevin Young (DE) 1987
Wayne Martin (DE/DT) 1989-99
Darren Howard (DE) 2000-05
Rob Ninkovich (DE) 2006
Josh Savage (DE) 2007
Bobby McCray (DE) 2008-09
Junior Galette (DE/OLB) 2010-

94

Jim Wilks (DE/DT) 1981-93
Joe Johnson (DE) 1994-98,2000-01
Charles Grant (DE) 2002-09
Kawika Mitchell (DE) 2010
Cameron Jordan (DE) 2011-

95

Jonathan Dumbauld (DE) 1986,88
Robert Brannon (DE) 1987
Travis Davis (DT) 1990
Ronnie Dixon (DT) 1993
Ernest Jones (DE) 1995
Austin Robbins (DT) 1996-99
Marques Douglas (DE) 2000
Howard Green (DT) 2003-04
Cedric Woodard (DT) 2005
Eric Moore (DE) 2006
Trevor Johnson (DE) 2006
Josh Savage (DE) 2008
Rodney Leisle (DT) 2009
Martez Wilson (LB/DE) 2011-13

96

Steve Parker (DE) 1980
Don Thorp (DT) 1984
Sheldon Andrus (DT) 1986-87
Michael Simmons (DE) 1989-90
Jeff Faulkner (DE) 1993
Mark Gunn (DE) 1994
Dameian Jeffries (DE) 1995
Uhuru Hamiter (DT) 1999
Melvin Williams (DE) 2003-04
Antwan Lake (DE) 2006-08
Paul Spicer (DE) 2009
Alex Brown (DE) 2010
Tom Johnson (DT/DE) 2011-13

97

James Geathers (DE) 1984-89
Renaldo Turnbull (DE/LB) 1990-96
La'Roi Glover (DT) 1997-2001
Dennis Monroe (DE) 2002
Johnathan Sullivan (DT) 2003-05
Michael Haynes (DE) 2006
Josh Cooper (DE) 2006-07
Alvin McKinley (DT) 2008
Jeff Charleston (DE) 2008-11
Glenn Foster (DE) 2013-

98

Reggie Lewis (DE) 1982-84
Milford Hodge (DE) 1986
Jim Hanna (DT) 1994
Ron Warner (LB) 1998
Willie Whitehead (DE/DT) 1999-2006
Renaldo Wynn (DE/DT) 2007
Sedrick Ellis (DT) 2008-12
Parys Haralson (OLB) 2013-

99

Tony Elliott (DT) 1982-88
Joel Smeenge (DE/LB) 1990-94
Willie Broughton (DT) 1995-96
Pio Sagapolutele (DT) 1997
Darren Mickell (DT) 1999
Norman Hand (DT) 2000-02
Kenderick Allen (DT) 2003
Shaun Smith (DT) 2004
Hollis Thomas (DT) 2006-08
Jimmy Wilkerson (DL) 2010
Aubrayo Franklin (DT) 2011

Jim FINKS

PRESIDENT/GENERAL MANAGER

BORN: 8/31/27
COLLEGE: TULSA '49
PLAYER: 1949-55
GENERAL MANAGER: 1964-93
SAINTS PRESIDENT/GENERAL MANAGER: 1986-93
YEAR INDUCTED: 1995

On July 29, 1995, an illustrious career as a football administrator was capped when Jim Finks was inducted into the Pro Football Hall of Fame in Canton, Ohio. Finks' posthumous election to the Hall was the ultimate honor in a career full of significant accomplishments.

Finks was named president/general manager of the Saints on January 14, 1986 by Owner Tom Benson. As Benson's first major hire since purchasing the team in 1985, Finks brought with him a portfolio of success as a player, coach, scout and administrator that had spanned 37 years in sports.

Much like his prior stints as general manager with the Minnesota Vikings and Chicago Bears, Finks' final stop would also be a success. Hiring head coach Jim Mora and picking impact players in guard/tackle Jim Dombrowski, running backs Dalton Hilliard and Rueben Mayes and linebacker Pat Swilling in his first draft, a franchise that had not achieved a winning season in 20 years would log a 12-3 mark in 1987, second-best in the NFL and go on to their first-ever playoff game. Finks' presence was apparent and recognized as he was named *The Sporting News* NFL Executive of the Year.

Under Finks' leadership, the Saints would continue to have success, winning their first division title in 1991 as the NFC West championship flag flew in New Orleans for the first time. However, shortly after his final draft in 1993, where he mined a future Pro Football Hall of Fame selection in tackle William Roaf, Finks would be forced to resign due to a valiant fight with lung cancer that would claim his life on May 8, 1994. Overall from 1986-92, the Saints would win 60 percent of their regular season games and enjoy a streak of six consecutive non-losing years. Over that period, only two other NFL teams had the same accomplishment

Prior to coming to New Orleans, Finks served as general manager of the Chicago Bears from 1974-83, where he set about construction of one of the NFL's most dominating teams. Before his departure, Finks would acquire 19 of the 22 starters for a Bears team that compiled a 15-1 record in 1985 and crushed New England in Super Bowl XX. During his 10-year tenure in Minnesota, Finks hired then-unkown Bud Grant as head coach and the Vikings followed with a string of five NFC Central crowns and two Super Bowl appearances.

The Salem, Ill. native played quarterback at Tulsa University and was a 12th round selection of the Pittsburgh Steelers in 1949. Finks played defensive back until 1952, when he became the Steelers' starting quarterback and went to the Pro Bowl. After retiring as an NFL player following the 1955 season, he served as an assistant coach for two seasons before beginning his career as an administrator as the general manager of Calgary of the Canadian Football League in 1958.



Rickey JACKSON 57

LINEBACKER

BORN: 3/20/58
COLLEGE: PITTSBURGH
NFL: 1981-95
SAINTS: 1981-93
YEAR INDUCTED: 2010

One of the most productive linebackers in National Football League history, Rickey Jackson served as the linchpin of one of the most dominant linebacker corps the league has ever seen. He became the first Saint to have spent the majority of his career with New Orleans to have been selected to the Pro Football Hall of Fame.

The Pahokee, Fla. native had an outstanding college career at Pittsburgh and was picked in the second round (51st overall) by the Saints in the 1981 NFL Draft. Jackson appeared in 227 regular season games, starting 225 during 15 NFL seasons, 13 of which were spent with the Saints. With 115 as a Saint, he is the club's all-time leader. Jackson led the club in takedowns six times. He missed only two games, out of a possible 229 regular season games in his career.

Jackson finished his career with 128 sacks, (his eight sacks in his rookie season of 1981 are not included since sacks did not become an official statistic until 1982) ranked tenth all-time in NFL history. He is also the franchise's all-time leader in fumble recoveries with 26.

As a show of respect by opposing coaches and players for his dominating pass rush abilities and sideline to sideline play, Jackson was named to the Pro Bowl six times (1983-86, 1992-93) in his career, tied for the second-most by a Saint. He was an All-Pro selection six times (1984-87, 1992-93). After failing to post a winning campaign in the franchise's first 18 seasons, Jackson's Saints did not have a losing season in his final seven campaigns with the club from 1987-93, qualifying for the playoffs four times during this period.

Jackson would close out his NFL career with San Francisco from 1994-95, earning a championship ring as part of the Super Bowl XXIX winners. Jackson retired as a Saint in 1996 and his number 57 jersey was raised to the rafters of the Superdome. He was inducted into the New Orleans Saints Hall of Fame in 1997 and to the Louisiana Sports Hall of Fame in 1999. In 2013, he was inducted into the New Orleans Saints Ring of Honor.

William ROAF 77

TACKLE

BORN: 4/18/70
COLLEGE: LOUISIANA TECH
NFL: 1993-2005
SAINTS: 1993-2001
YEAR INDUCTED: 2012

One of the most accomplished tackles in National Football League history, William Roaf was the anchor of the Saints offensive line for nine seasons. Coming out of Louisiana Tech in 1993, Roaf was picked by the Saints with the eighth overall choice in the 1993 NFL Draft.

The Pine Bluff, Ark. native immediately was inserted by head coach Jim Mora into the starting lineup at right tackle, where he would start every contest and was selected to several All-Rookie teams. The 6-5, 312-pounder moved to the left side in his second season where he was named a Pro Bowl starter and *Associated Press* first-team All-Pro, which would begin a 12-year stretch as one of the most dominant left tackles in NFL history.

During his nine seasons with the Saints, Roaf was named to the Pro Bowl seven consecutive times (1994-2000), the most appearances ever by a Saint. Following a trade to the Kansas City Chiefs in 2002, he would be selected four more times, totaling 11 total selections, tied for the most nominations by a tackle in league history with Anthony Munoz and Jonathan Ogden. He also was an eight-time *AP* All-Pro selection, with four selections from each club. Overall, Roaf started all 189 regular season games and three postseason contests he appeared in for the Saints and Chiefs.

Roaf received one of football's highest honors as he was named to the NFL's All-Decade teams of the 1990's and 2000's. He was a first-team selection for the 1990's squad and a second-team choice on the 2000's roster, making him one of only 16 players since the AFL-NFL merger to be named to two All-Decade rosters. Additionally, Roaf was named to the Saints Hall of Fame in 2008 and is a member of both the Louisiana and Arkansas Sports Hall of Fames. In 2013, he was inducted into the New Orleans Saints Ring of Honor.

Pro Football Hall of Fame

1976
RB **Jim Taylor** (Saints career: 1967)

1982
DE **Doug Atkins** (Saints career: 1967-69)

1991
RB **Earl Campbell** (Saints career: 1984-85)

1995
GM **Jim Finks** (Saints career: 1986-93)

2003
Coach **Hank Stram** (Saints career: 1976-77)

2010
LB **Rickey Jackson** (Saints career: 1981-93)

2012
T **William Roaf** (Saints career: 1993-2001)

Major Awards

1972
K **Tom Dempsey:** *Pro Football Weekly/PFWA George Halas Award*

1977
QB **Archie Manning:** *Byron "Whizzer" White NFL Man of the Year (NFLPA)*

1978
QB **Archie Manning:** *NFC Most Valuable Player (UPI, Sporting News); NFC Player of the Year (UPI, Sporting News); UPI NFC Offensive MVP*
RB **Chuck Muncie:** *Pro Bowl MVP*

1981
RB **George Rogers:** *Rookie of the Year (Pro Football Weekly/PFWA, Sporting News); Offensive Rookie of the Year (AP, Pro Football Weekly/PFWA); UPI NFC Rookie of the Year*

1986
K **Morten Andersen:** *Pro Football Weekly/PFWA Golden Toe*
RB **Rueben Mayes:** *Rookie of the Year (Pro Football Weekly/PFWA, Sporting News, Newspaper Enterprise Assoc.); Offensive Rookie of the Year (AP, Pro Football Weekly/PFWA)*

1987
General Manager **Jim Finks:** *Sporting News NFL Executive of the Year*
Head Coach **Jim Mora:** *Coach of the Year (AP, Pro Football Weekly/PFWA, Sporting News); NFC Coach of the Year (UPI, Pro Football Weekly/PFWA, Committee of 101 - Kansas City)*

1991
LB **Pat Swilling:** *Defensive Player of the Year (AP, Newspaper Enterprise Assoc., Football Digest). NFC Defensive Player of the Year (Committee of 101 - Kansas City)*

2000
DT **La'Roi Glover:** *NFL Alumni DL of the Year, Committee of 101 - Kansas City NFC Defensive Player of the Year*
Head Coach **Jim Haslett:** *Coach of the Year (AP, Pro Football Weekly/PFWA, Sports Illustrated, Football News, College & Pro Football Weekly, NFL Alumni, The Sports Network); Football Digest Rookie Coach of the Year; NFC Coach of the Year (USA Today, Committee of 101 - Kansas City)*
DE **Joe Johnson:** *Comeback Player of the Year (AP, Pro Football Weekly/PFWA)*
Offensive Coordinator **Mike McCarthy:** *USA Today NFC Assistant Coach of the Year*
General Manager **Randy Mueller:** *NFL Executive of the Year (Sporting News, Pro Football Weekly/PFWA, Football Digest, The Sports Network)*

2002
G **LeCharles Bentley:** *Sports Illustrated Offensive Rookie of the Year*

2006
Executive Vice President/General Manager **Mickey Loomis:** *NFL Executive of the Year (Sporting News, Pro Football Weekly/Pro Football Writers of America)*
Head Coach **Sean Payton:** *NFL Coach of the Year (AP, Sporting News, Pro Football Weekly, Sports Illustrated, Maxwell Club, NFL Alumni), Committee of 101 - Kansas City NFC Coach of the Year*
QB **Drew Brees:** *Co-NFL Walter Payton Man of the Year, Sports Illustrated (Dr. Z) NFL Most Valuable Player, FedEx Air Player of the Year, Committee of 101 - Kansas City NFC Offensive Player of the Year, NFL Alumni QB of the Year*

2007
QB **Drew Brees:** *Pro Football Weekly/PFWA George Halas Award*

2008
QB **Drew Brees:** *NFL Offensive Player of the Year (AP, Sporting News), FedEx Air Player of the Year, Committee of 101 - Kansas City NFC Offensive Player of the Year*

2009
Head Coach **Sean Payton:** *NFL Coach of the Year (Maxwell Club, NFL Alumni), Committee of 101 - Kansas City NFC Coach of the Year*
QB **Drew Brees:** *NFL Player of the Year (Maxwell Club), NFL Alumni QB of the Year, FedEx Air Player of the Year, Sporting News Offensive Player of the Year, Committee of 101 - Kansas City NFC Offensive Player of the Year*

2010
QB **Drew Brees:** *Sports Illustrated Sportsman of the Year, AP 2010 Athlete of the Year; Pro Football Writers Association Good Guy Award*

2011
QB **Drew Brees:** *NFL Offensive Player of the Year (AP, Sports Illustrated), FedEx Air Player of the Year, Byron "Whizzer" White NFL Man of the Year (NFLPA), Bart Starr Award*

NFL HONORS

All-Pro/All-Rookie Team

AP - Associated Press, CN - College & Pro Football Weekly, FD - Football Digest, FN - Football News, FW - Professional Football Writers of America, NE - Newspaper Enterprise Association, NY - New York Daily News, PFWA - Pro Football Writers of America, PW - Pro Football Weekly (1992-2012, choices combined with Pro Football Writers of America), SI - Sports Illustrated, SN - Sporting News, UP - United Press International, UW - USA Today/Sports Weekly

1967
CB **Dave Whitsell:** *SN All-Pro; All-NFL 2nd Team (AP, UP)*

1968
DE **Doug Atkins:** *SN All-Pro; All-Pro 2nd Team (AP, NE)*

1969
WR **Danny Abramowicz:** *All-Pro (SN, AP-tied); All-Pro 2nd Team (NY, UPI)*
K **Tom Dempsey:** *SN All-Pro*

1970
P **Julian Fagan:** *All-NFC (AP, SN)*

1972
LB **Joe Federspiel:** *UP All-Rookie*

1978
TE **Henry Childs:** *All-NFC 2nd Team (UP)*
QB **Archie Manning:** *All-NFC (UP, SN)*

1979
WR **Wes Chandler:** *NE All-Pro 2nd team, UP All-NFC 2nd team*
TE **Henry Childs:** *PW All-NFC; UP All-NFC 2nd Team*
G **Conrad Dobler:** *UP All-NFC 2nd Team*
RB **Chuck Muncie:** *UP All-NFC 2nd Team*
S **Tommy Myers:** *PW All-Pro; All-NFC 1st Team (UP, PW)*

1980
T **Stan Brock:** *All-Rookie (UP, PW)*
KR **Rich Mauti:** *All-NFC (PW - specialist)*

1981
RB **George Rogers:** *All-Pro 1st Team (AP, SN); NE All-Pro 2nd Team; All-NFC (UP)*

1982
RB **George Rogers:** *UP All-NFC 2nd Team*

1983
S **Russell Gary:** *UP All-NFC*
LB **Rickey Jackson:** *PW All-NFC*
LB **Jim Kovach:** *UPI All-NFC 2nd Team*
CB **Johnnie Poe:** *NE All-Pro 2nd Team; UP All-NFC*

1984
P **Brian Hansen:** UP *All-NFC 2nd Team*
LB **Rickey Jackson:** *All-Pro 2nd Team (AP, NE); All-NFC (UP, PW)*

1985
K **Morten Andersen:** *SN All-Pro; AP All-Pro 2nd Team; UP All-NFC*
LB **Rickey Jackson:** *AP All-Pro 2nd Team; UP All-NFC 2nd Team*

1986
K **Morten Andersen:** *All-Pro (AP, NE, FW, SN, PFW); All-NFC (UP, PW)*
KR **Mel Gray:** *All-Pro (SN - specialist)*
LB **Rickey Jackson:** *AP All-Pro 2nd Team; UP All-NFC 2nd Team*
RB **Rueben Mayes:** *UP All-NFC 2nd Team; All-Rookie (UP, PW)*

1987
K **Morten Andersen:** *All-Pro (AP, FW, NE, SN, PW); All-NFC (UPI, PW)*
S **Gene Atkins:** *FW All-Rookie*
DE **Bruce Clark:** *NE All-Pro 2nd Team*
G **Brad Edelman:** *UPI All-NFC 2nd Team*
KR **Mel Gray:** *All-Pro (FW, SN, PW - punt returner); All-NFC (PW - specialist)*
LB **Rickey Jackson:** *All-Pro (NE, SN)*
LB **Vaughan Johnson:** *All-NFC (UP, PW)*
DE **Shawn Knight:** *FW All-Rookie*
RB **Rueben Mayes:** *UP All-NFC*
LB **Pat Swilling:** *UP All-NFC*
G **Steve Trapilo:** *All-Rookie (FW, UP)*
CB **Dave Waymer:** *All-Pro 2nd Team (AP); UP All-NFC*

1988
K **Morten Andersen:** *NE All-Pro 2nd Team; AP All-NFC*
LB **Vaughan Johnson:** *NE All-Pro; All-NFC (UP, PW)*

1989
RB **Dalton Hilliard:** *All-Pro 2nd Team (AP, NE); All-NFC 2nd Team (UP)*
LB **Vaughan Johnson:** *NE All-Pro; AP All-Pro 2nd Team; All-NFC (UP, PW)*
CB **Robert Massey:** *All-Rookie (FW, CN, PW, FD)*
LB **Pat Swilling:** *All-Pro 2nd Team (AP, NE); All-NFC 2nd Team (UP)*

1990
LB **Vaughan Johnson:** *NE All-Pro 2nd Team; UPI All-NFC 2nd Team*
LB **Pat Swilling:** *AP All-Pro 2nd Team; UP All-NFC 2nd Team*
LB **Renaldo Turnbull:** *All-Rookie (FW, UP, CN, FD)*

1991
LB **Vaughan Johnson:** *UP All-NFC*
LB **Sam Mills:** *All-Pro (FW, SN, PW); All-Pro 2nd Team (AP, NE); PW All-NFC PW*
LB **Pat Swilling:** *All-Pro (AP, NE, FW, SN, PW); All-NFC (UP, PW)*
ST **Bennie Thompson:** *PW - specialist All-NFC*

1992
K **Morten Andersen:** *All-Pro (FW, NE, PW); AP All-Pro 2nd Team; All-NFC (UP, PW)*
LB **Rickey Jackson:** *All-Pro (FW, PW); All-Pro 2nd Team (AP, NE); All-NFC (UP, PW)*
LB **Vaughan Johnson:** *UP All-NFC*
G **Derek Kennard:** *NE All-Pro 2nd Team*
DT **Wayne Martin:** *NE All-Pro 2nd Team*
LB **Sam Mills:** *All-Pro (PW/FW, SN); AP All-Pro 2nd Team; All-NFC (UP, PW)*
LB **Pat Swilling:** *All-Pro (AP, SN)*

1993
KR **Tyrone Hughes:** *All-Pro (PW/FW – specialist; AP All-Pro 2nd Team; All-NFC (UP, PW); All-Rookie (PW/FW, UP, CN, FD)*
LB **Rickey Jackson:** *SN All-Pro; AP All-Pro 2nd Team; All-NFC (UP, PW)*
T **William Roaf:** *All-Rookie (PW/FW, UP, CN, FD)*
TE **Irv Smith:** *All-Rookie (CN, FN)*
LB **Renaldo Turnbull:** *AP All-Pro (AP); UP I All-NFC*

1994
DE **Joe Johnson:** *All-Rookie (FN, PW/FW, CN, UPI)*
T **William Roaf:** *All-Pro (AP, PW/FW, SN, SI); All NFC (UP, PW)*
LB **Winfred Tubbs:** *FN All-Rookie*

1995
CB **Eric Allen:** *UPI All-NFC 2nd Team*
LB **Mark Fields:** *All-Rookie (PW/FW, CN)*
T **William Roaf:** *All-Pro (AP, PW/FW, SN); All-NFC (UP, PW)*

1996
T **William Roaf:** *All-Pro (PW/FW, SN); AP All-Pro 2nd Team; PW All-NFC*

1997
S **Sammy Knight:** *All-Rookie (PW)*
T **William Roaf:** *AP All-Pro 2nd Team; PW/FW All-NFC*
LB **Winfred Tubbs:** *AP All-Pro 2nd Team*

1998
DT **La'Roi Glover:** *CN All-Pro; All-Pro 2nd Team (AP; UW); FN All-NFC*
TE **Cameron Cleeland:** *All-Rookie (PW/FW, CN, FN, FD)*
G/T **Kyle Turley:** *All-Rookie (PW/FW, FN, FD)*
T **William Roaf:** *CN All-Pro 2nd team; FN All-NFC (Football News)*

1999
T **William Roaf:** *PW All-NFC*

2000
DT **La'Roi Glover:** *Unanimous All-Pro (PW/FW, AP, UW, SI, SN, CN, FD); All-NFC 1st Team (PW/FW, FN)*
DT **Norman Hand:** *FD All-Pro 2nd Team*
DE **Darren Howard:** *All-Rookie (PW/FW, FN)*
DE **Joe Johnson:** *All-Pro 2nd Team (CN, FD); All-NFC (PW/FW, FN)*
LB **Keith Mitchell:** *SI All-Pro, PW/FW All-NFC 1st Team*
T **William Roaf:** *All-Pro (PW/FW, UW, SI, FD); All-Pro 2nd Team (AP, CN); PW/FW All-NFC 1st Team*
T **Kyle Turley:** *AP All-Pro; All-Pro 2nd Team (CN, FD); FN 1st Team All-NFC*

2001
S **Sammy Knight:** *FD All-Pro; All-Pro 2nd Team (AP, CN)*

2002
G **LeCharles Bentley:** *All-Rookie (PW)*
KR **Michael Lewis:** *All-Pro (AP, CN, FD, PW/FW, SI, SN); All-NFC KR/PR (PW)*
ST **Fred McAfee:** *PW/FW All-Pro; FW All-Pro 2nd Team; PW All-NFC*
RB **Deuce McAllister:** *PW All-NFC*
CB **Fred Thomas:** *SI All-Pro*
WR **Donté Stallworth:** *PW All-Rookie Team*

2003
RB **Deuce McAllister:** *PW All-NFC*
DT **Johnathan Sullivan:** *PW All-Rookie*

2004
DE **Will Smith:** *PW All-Rookie*

2005
OT **Jammal Brown:** *PW All-Rookie*

2006
QB **Drew Brees:** *All-Pro (AP, PW/FW, SI, SN, UW); PW/NW All-NFC*
T **Jammal Brown:** *All-Pro (AP, PW/FW, SI, UW); PW/FW All-NFL & All-NFC*
RB **Reggie Bush:** *PW/FW All-Rookie*
FB **Mike Karney:** *AP All-Pro 2nd Team*

2008
QB **Drew Brees:** *All-Pro (SI, SN); AP All-Pro 2nd Team; PW/FW All-NFC*
PR **Reggie Bush:** *SN All-Pro*
DT **Sedrick Ellis:** *PW/FW All-Rookie*
G **Carl Nicks:** *PW/FW All-Rookie*

2009
QB **Drew Brees:** *SN All-Pro; AP All-Pro 2nd Team; PW/FW All-NFC*
G **Jahri Evans:** *All-Pro (AP, PW/FW, SI, SN, UW); PW/FW All-NFC*
Darren Sharper: *All-Pro (AP, PW/FW, SI, SN, UW); PW/FW All-NFC*

2010
G **Jahri Evans:** *All-Pro (AP, PW/FW, SN); PW/FW All-NFC*
RB **Chris Ivory:** *All-Rookie (PW/FW, SN)*
S **Malcolm Jenkins:** *AP All-Pro 2nd Team*
G **Carl Nicks:** *AP All-Pro 2nd Team*
S **Darren Sharper:** *AP All-Pro 2nd Team*

2011
QB **Drew Brees:** *AP All-Pro 2nd Team*
G **Jahri Evans:** *All-Pro (AP, PW/FW, ESPN.com, SN); PW/FW All-NFC*
TE **Jimmy Graham:** *AP All-Pro 2nd Team; PW/FW All-NFC*
G **Carl Nicks:** *All-Pro (AP, ESPN.com, PW/FW, SI, SN); PW/FW All-NFC*

NFL HONORS

2012
G **Jahri Evans:** *All-Pro (AP, SN); PW/FW All-NFC*
P **Thomas Morstead:** *All-Pro (SI, SN, NFL.com); AP All-Pro 2nd Team*

2013
QB **Drew Brees:** *PFWA ALL-NFC*
G **Jahri Evans:** *AP second-team All-Pro*
TE **Jimmy Graham:** *All-Pro (AP 1st team, ESPN.com, the Sporting News, Sports Illustrated); PFWA All-NFL and All-NFC*
T **Zach Strief:** *ESPN.com All-Pro*
S **Kenny Vaccaro:** *PFWA All-Rookie*

Pro Bowl Selections

1967
CB **Dave Whitsell**

1968
DT **Dave Rowe**

1969
RB **Tony Baker**, K **Tom Dempsey**, G **Jake Kupp**, RB **Andy Livingston**, Coach **Tom Fears**

1978
QB **Archie Manning**

1979
WR **Wes Chandler**, TE **Henry Childs**, QB **Archie Manning** (2), RB **Chuck Muncie**, S **Tommy Myers**

1981
RB **George Rogers**

1982
RB **George Rogers** (2)

1983
LB **Rickey Jackson**

1984
DE **Bruce Clark**, P **Brian Hansen**, LB **Rickey Jackson** (2)

1985
K **Morten Andersen**, LB **Rickey Jackson** (3)

1986
K **Morten Andersen** (2), **LB Rickey Jackson** (4), RB **Rueben Mayes***

1987
K **Morten Andersen** (3), TE **Hoby Brenner**, G **Brad Edelman**, RB **Rueben Mayes** (2)*, LB **Sam Mills**, CB **Dave Waymer**

1988
K **Morten Andersen** (4), WR **Eric Martin**, LB **Sam Mills** (2)

1989
RB **Dalton Hilliard**, LB **Vaughan Johnson**, LB **Pat Swilling**

1990
K **Morten Andersen** (5), LB **Vaughan Johnson** (2), LB **Pat Swilling** (2)

1991
LB **Vaughan Johnson** (3), LB **Sam Mills** (3), LB **Pat Swilling** (3), ST **Bennie Thompson**

1992
K **Morten Andersen** (6), C **Joel Hilgenberg**, LB **Rickey Jackson** (5), LB **Vaughan Johnson** (4), LB **Sam Mills** (4), LB **Pat Swilling** (4)

1993
ST **Tyrone Hughes**, LB **Rickey Jackson** (6), LB **Renaldo Turnbull**

1994
DE **Wayne Martin**, T **William Roaf**

1995
CB **Eric Allen**, T **William Roaf** (2)

1996
T **William Roaf** (3)

1997
T **William Roaf** (4)

1998
T **William Roaf** (5)*, DE **Joe Johnson**

1999
T **William Roaf** (6)

2000
LB **Mark Fields**, DT **La'Roi Glover**, WR **Joe Horn**, DE **Joe Johnson** (2), LB **Keith Mitchell**, T **William Roaf** (7)

2001
WR **Joe Horn** (2), DT **La'Roi Glover** (2), S **Sammy Knight**

2002
WR **Joe Horn** (3), KR **Michael Lewis**, ST **Fred McAfee**, RB **Deuce McAllister**

2003
RB **Deuce McAllister*** (2), G **LeCharles Bentley***

2004
P **Mitch Berger,** WR **Joe Horn** (4)

2005
C **LeCharles Bentley** (2)

2006
QB **Drew Brees**, T **Jammal Brown***, DE **Will Smith**

2008
QB **Drew Brees** (2), T **Jammal Brown** (2)

2009**
QB **Drew Brees** (3), G **Jahri Evans**, C **Jonathan Goodwin**, S **Roman Harper**, S **Darren Sharper**, T **Jon Stinchcomb**, LB **Jonathan Vilma**

2010
QB **Drew Brees** (4), G **Jahri Evans** (2), S **Roman Harper** (2), G **Carl Nicks**, LB **Jonathan Vilma** (2)

2011
QB **Drew Brees** (5), T **Jermon Bushrod**, G **Jahri Evans** (3), TE **Jimmy Graham**, G **Carl Nicks** (2)

2012
QB **Drew Brees** (6), T **Jermon Bushrod** (2), G **Jahri Evans** (4), P **Thomas Morstead**

2013
QB **Drew Brees** (7), G **Jahri Evans** (5), TE **Jimmy Graham** (2), G **Ben Grubbs**, DE **Cameron Jordan**

* - injured, did not play
**- Super Bowl participant, players did not play
( ) - number of multiple selections to squad as a Saint

NFC Players of the Month

(Awarded Since 1986)

1988
Sept.: LB **Rickey Jackson** (Defense)

1989
Oct.: QB **Bobby Hebert** (Offense)

1990
Dec.: LB **Rickey Jackson** (Defense, 2)

1991
Sept.: LB **Sam Mills** (Defense)

1993
Sept.: LB **Renaldo Turnbull** (Defense)

1994
Oct.: KR-PR **Tyrone Hughes** (Special Teams)

1997
Nov.: K **Doug Brien** (Special Teams)

2000
Oct.: DT **La'Roi Glover** (Defense)

2001
Oct.: RB **Ricky Williams** (Offense); **Oct.:** K **John Carney** (Special Teams)

2002
Oct.: RB **Deuce McAllister** (Offense)

2006
Sept.: K **John Carney** (Special Teams, 2)

2008
Sept.: QB **Drew Brees** (Offense)

2009
Sept.: QB **Drew Brees** (Offense, 2); **Oct.:** S **Darren Sharper** (Defense)

2010
Sept.: KR-ST **Courtney Roby** (Special Teams)

2011
Dec./Jan.: QB **Drew Brees** (Offense, 3)

2013
Sept.: TE **Jimmy Graham** (Offense)

( ) - number of multiple selections to honor as a Saint

NFC Rookie of the Month

(Awarded Since 1986)

2000
Sept.: DE **Darren Howard** (Defense); **Dec.**: DE **Darren Howard** (Defense, 2)

2006
Oct.: WR **Marques Colston** (Offense); **Dec.:** RB **Reggie Bush** (Offense)

( ) - number of multiple selections to honor as a Saint

NFC Players of the Week

(Awarded Since 1984)

1984
Week 11: DE **Jim Wilks** (Defense); **Week 12:** DT **Bruce Clark** (Defense)

1985
Week 3: QB **Dave Wilson** (Offense)

1986
Week 7: RB **Rueben Mayes** (Offense); **Week 9:** LB **Rickey Jackson** (Defense); **Week 10 :** DE **Bruce Clark** (Defense, 2)

1987
Week 9: RB **Dalton Hilliard** (Offense); **Week 11:** DE **Jim Wilks** (Defense, 2); **Week 14:** QB **Bobby Hebert** (Offense); **Week 15:** LB **Rickey Jackson** (Defense, 2)

1988
Week 8: LB **Rickey Jackson** (Defense, 3); **Week 12:** QB **Bobby Hebert** (Offense, 2)

1989
Week 7: RB **Dalton Hilliard** (Offense, 2); **Week 8:** LB **Pat Swilling** (Defense); **Week 11:** LB **Pat Swilling** (Defense, 2)

1990
Week 10: RB **Craig Heyward** (Offense)

1991
Week 5: LB **Rickey Jackson** (Defense, 4); **Week 10:** LB **Pat Swilling** (Defense, 3); **Week 16:** QB **Bobby Hebert** (Offense, 3); **Week 17:** S **Gene Atkins** (Defense)

1992
Week 6: LB **Rickey Jackson** (Defense, 5); **Week 14:** DE **Wayne Martin** (Defense)

NFL HONORS

1993
Week 2: QB **Wade Wilson** (Offense); **Week 3:** P **Tommy Barnhardt** (Special Teams); **Week 3:** LB **Renaldo Turnbull** (Defense); **Week 4:** K **Morten Andersen** (Special Teams); **Week 4:** LB **Vaughan Johnson** (Defense); **Week 13:** KR **Tyrone Hughes** (Special Teams)

1994
Week 3: LB **Darion Conner** (Defense); **Week 5:** LB **James Williams** (Defense); **Week 8:** KR/PR **Tyrone Hughes** (Special Teams, 2); **Week 15:** K **Morten Andersen** (Special Teams, 2); **Week 17:** P **Tommy Barnhardt** (Special Teams, 2)

1995
Week 9: KR/PR **Tyrone Hughes** (Special Teams, 3); **Week 10:** K **Doug Brien** (Special Teams)

1996
Week 16: DT **Wayne Martin** (Defense, 2)

1997
Week 4: DT **Wayne Martin** (Defense, 3); **Week 12:** S **Chris Hewitt** (Special Teams); **Week 14:** K **Doug Brien** (Special Teams, 2); **Week 16:** P **Mark Royals** (Special Teams)

1998
Week 4: LB **Mark Fields** (Defense); **Week 8:** P **Mark Royals** (Special Teams, 2); **Week 14:** DT **La'Roi Glover** (Defense)

1999
Week 16: CB **Fred Weary** (Defense)

2000
Week 6: DT **La'Roi Glover** (Defense, 2); **Week 7:** DT **La'Roi Glover** (Defense, 3); **Week 9:** LB **Keith Mitchell** (Defense); **Week 10: Jeff Blake** (Offense; **Week 11:** LB **Keith Mitchell** (Defense, 2); **Week 13:** DT **La'Roi Glover** (Defense, 4)

2001
Week 1: S **Sammy Knight** (Defense); **Week 4:** RB **Ricky Williams** (Offense); **Week 4:** K **John Carney** (Special Teams); **Week 7:** S **Sammy Knight** (Defense, 2); **Week 7:** K **John Carney** (Special Teams, 2)

2002
Week 1: RB **Fred McAfee** (Special Teams); **Week 6:** WR **Michael Lewis** (Special Teams), DE **Darren Howard** (Defense); **Week 7:** QB **Aaron Brooks** (Offense), **Week 10:** S **Steve Gleason** (Special Teams).

2003
Week 7: QB **Aaron Brooks** (Offense, 2); **Week 9:** DE **Willie Whitehead** (Defense); **Week 13:** RB **Deuce McAllister** (Offense); **Week 15:** QB **Aaron Brooks** (Offense, 3)

2004
Week 3: K **John Carney** (Special Teams, 3); **Week 14:** P **Mitch Berger** (Special Teams); **Week 15:** RB **Aaron Stecker** (Special Teams); **Week 16:** WR **Michael Lewis** (Special Teams, 2); **Week 17:** DE **Tony Bryant** (Special Teams)

2005
Week 1: K **John Carney** (Special Teams, 4); **Week 4:** DE **Darren Howard** (Defense, 2)

2006
Week 3: LB **Scott Fujita** (Defense); **Week 5:** RB **Reggie Bush** (Special Teams); **Week 9:** QB **Drew Brees** (Offense); **Week 13:** RB **Reggie Bush** (Offense); **Week 14:** QB **Drew Brees** (Offense, 2)

2007
Week 8: QB **Drew Brees** (Offense, 3); **Week 15:** QB **Drew Brees** (Offense, 4)

2008
Week 5: RB **Reggie Bush** (Special Teams, 2); **Week 6:** QB **Drew Brees** (Offense, 5); **Week 8:** QB **Drew Brees** (Offense, 6); **Week 12:** QB **Drew Brees** (Offense, 7)

2009
Week 1: QB **Drew Brees** (Offense, 8); **Week 4:** S **Darren Sharper** (Defense); **Week 6:** QB **Drew Brees** (Offense, 9); **Week 9:** DL **Anthony Hargrove** (Defense); **Week 11:** P **Thomas Morstead** (Special Teams); **Week 12:** QB **Drew Brees** (Offense, 10); **Week 17:** P **Thomas Morstead** (Special Teams, 2)

2010
Week 2: K **Garrett Hartley** (Special Teams); **Week 12:** S **Malcolm Jenkins** (Defense); **Week 14:** S **Malcolm Jenkins** (Defense, 2)

2011
Week 2: S **Roman Harper** (Defense); **Week 7:** QB **Drew Brees** (Offense, 11); **Week 10:** S **Roman Harper** (Defense, 2); **Week 12:** QB **Drew Brees** (Offense, 12); **Week 16:** QB **Drew Brees** (Offense, 13)

2012
Week 5: QB **Drew Brees** (Offense, 14); **Week 10:** TE **Jimmy Graham** (Offense)

2013
Week 3: TE **Jimmy Graham** (Offense, 2); **Week 4:** QB **Drew Brees** (Offense, 15); **Week 10:** QB **Drew Brees** (Offense, 16);
Week 17: QB **Drew Brees** (Offense, 17)

( ) - number of multiple selections to honor as a Saint

1967 Expansion Draft

Held Feb. 10, 1967

In what became the foundation of New Orleans' first NFL team, the Saints selected 42 players in an expansion draft, using the same procedures as in the formation of the Atlanta Falcons in 1966. The Falcons were exempted from the expansion draft in 1967, thus leaving 14 teams from whom the Saints selected players. The procedures that were in place for the Saints were as follows: Each of the other 14 NFL teams froze 29 players from its 40-man roster, leaving 11 players available to be selected by New Orleans. The Saints chose one player from those 11 remaining on each team. Then, each team froze two additional players, leaving eight on each list, from which the Saints chose two more.

Tom Barrington, fb . . . . . .Ohio State (from Washington)
Jim Battle, t . . . . . .Southern (from Cleveland)
Charlie Bradshaw, t . . . . . .Baylor (from Pittsburgh)
Jackie Burkett, lb . . . . . .Auburn (from Baltimore Colts)
Dave Cahill, dt . . . . . .Arizona State (from Philadelphia)
Bill Cody, lb . . . . . .Auburn (from Detroit)
Don Croftcheck, g . . . . . .Indiana (from Washington)
Bill Curry, c . . . . . .Georgia Tech (from Green Bay)
Ted Davis, lb . . . . . .Georgia Tech (from Baltimore Colts)
Jim Garcia, de . . . . . .Cal State-Chico (from N.Y. Giants)
Tom Hall, wr . . . . . .Minnesota (from Minnesota)
Steve Heckard, wr . . . . . .Davidson (from L.A. Rams)
Jimmy Heidel, db . .Mississippi (from St. Louis Cardinals)
Paul Hornung, rb . . . . . .Notre Dame (from Green Bay)
Billy Kilmer, qb . . . . . .UCLA (from San Francisco)
Elbert Kimbrough, db . . . .Northwestern (from San Francisco)
Kent Kramer, te . . . . . .Minnesota (from San Francisco)
Jake Kupp, g . . . . . .Washington (from Washington)
Earl Leggett, dt . . . . . .Louisiana State (from L.A. Rams)
Obert Logan, db . . . . . .Trinity (Texas) (from Dallas)
Riley Mattson, t . . . . . .Oregon (from Chicago)
John Morrow, c . . . . . .Michigan (from Cleveland)
Ray Ogden, te . . . . . .Alabama (from St. Louis Cardinals)
Ray Rissmiller, t . . . . . .Georgia (from Philadelphia)
Walt Roberts, wr . . . . . .San Jose State (from Cleveland)
George Rose, db . . . . . .Auburn (from Minnesota)
Bill Sandeman, t . . . . . .Pacific (from Dallas)
Bob Scholtz, t . . . . . .Notre Dame (from N.Y. Giants)
Brian Schweda, de . . . . . .Kansas (from Chicago)
Dave Simmons, lb . . .Georgia Tech (from St. Louis Cardinals)
Jerry Simmons, wr . . .Bethune-Cookman (from Pittsburgh)
Bob Smith, rb . . . . . .North Texas State (from Pittsburgh)
Bobby Lee Smith, db . . . . . .UCLA (from Detroit)
Larry Stephens, dt . . . . . .Texas (from Dallas)
Steve Stonebreaker, lb . . . .Detroit (from Baltimore Colts)
Mike Tilleman, dt . . . . . .Montana (from Minnesota)
Phil Vandersea, lb . . . . . .Massachusetts (from Green Bay)
Willie Walker, wr . . . . . .Tennessee State (from Detroit)
Joe Wendryhoski, g . . . . . .Illinois (from L.A. Rams)
Dave Whitsell, db . . . . . .Indiana (from Chicago)
Fred Whittingham, lb . . . . . .Cal Poly-San Luis Obispo (from Philadelphia)
Gary Wood, qb . . . . . .Cornell (from N.Y. Giants)

1967 Draft

Held March 14, 1967

The first combined AFL-NFL draft was held in 1967. A player's overall order of selection is designated by a number after his position. In 1967, the expansion New Orleans Saints received the first and last choices in each round and an additional choice at the end of the 2nd, 3rd and 4th rounds.

1a. traded to Baltimore
1b. Leslie Kelley, fb (26) . . . . . .Alabama
2a. James (Bo) Burris, s (27) . . . . . .Houston
2b. John Gilliam, rb (52) . . . . . .South Carolina State
2c. David Rowe, de (53) . . . . . .Penn State
3a. traded to Baltimore
3b. Del Williams, g (79) . . . . . .Florida State
3c. Ben Hart, wr (80) . . . . . .Oklahoma
4a. Ron Widby, p (81) . . . . . .Tennessee
4b. Bill Carr, c (106) . . . . . .Florida
4c. Tom Stangle, t (107) . . . . . .Dayton
5a. Don McCall, rb (108) . . . . . .Southern California
5b. John Douglas, cb (133) . . . . . .Texas Southern
6a. George Harvey, g (134) . . . . . .Kansas
6b. Charles (Bo) Wood, lb (159) . . . . . .North Carolina
7a. Gary Hertzog, g (160) . . . . . .Williamette
7b. Bob McKelvey, lb (185) . . . . . .Northwestern
8a. Sam Harris, te (186) . . . . . .Colorado
8b. Barry Siler, lb (211) . . . . . .Albion
9a. Tim Lavens, te (212) . . . . . .Idaho
9b. Eugene Ross, cb (237) . . . . . .Oklahoma
10a. Charles Brown, rb (238) . . . . . .Missouri
10b. Roosevelt Robertson, te (263) . . .North Carolina College
11a. Jim Benson, g (264) . . . . . .Florida
11b. Bernard Corbin, cb (288) . . . . . .Alabama A&M
12a. Ronnie Pack, g (289) . . . . . .Texas Tech
12b. John Robinson, wr (315) . . . . . .Tennessee A&I
13a. Bill Stetz, lb (316) . . . . . .Boston College
13b. Gary Grossnickle, s (341) . . . . . .Missouri
14a. Jim Hester, te (342) . . . . . .North Carolina
14b. George Stetter, cb (367) . . . . . .Virginia
15a. John Snow, dt (368) . . . . . .Wake Forest
15b. Darrell Johnson, rb (393) . . . . . .Lamar
16a. Marcus Rhoden, wr (394) . . . . . .Mississippi State
16b. Bruce Cortez, cb (419) . . . . . .Parsons College
17a. Dan Abramowicz, wr (420) . . . . . .Xavier (Ohio)
17b. Billy Bob Stewart, lb (438) . . . . .Southern Methodist (choice acquired from Baltimore)
17c. Jimmy Walker, s (445) . . . . . .Providence

1968 Draft

Held January 30-31, 1968

1a. traded to Green Bay
1b. Kevin Hardy, de (7) . . . . . .Notre Dame (choice acquired from Minnesota)
2. choice to Los Angeles for joining scouting combine
3. Dave Szmakowski, wr (59) . . . . . .West Texas State
4a. Willie Crittendon, dt (85) . . . . . .Tulsa
4b. Dan Sartin, g (103) . . . . . .Mississippi
5. Ronnie Lee South, qb (115) . . . . . .Arkansas
6. traded to San Francisco
7a. Ray Phillips, g (169) . . . . . .Michigan (choice acquired from Detroit)
7b. Eugene Howard, cb (175) . . . . . .Langston
8. Dick Swatland, g (195) . . . . . .Notre Dame
9. Joe Blake, g (223) . . . . . .Tulsa
10. Doug Robinson, s (254) . . . . . .Iowa State
11. Bennie Blocker, rb (276) . . . . . .South Carolina State
12. John Beck, cb (303) . . . . . .San Diego State
13. Kayo Trepanier, t (331) . . . . . .Montana State
14. Herbert Covington, rb (359) . . . . . .Memphis State
15. Wilmer Cooks, rb (384) . . . . . .Colorado
16. Elie Ghattas, g (411) . . . . . .Ball State
17. Jim Ferguson, lb (439) . . . . . .Southern California

1969 Draft

Held January 28-29, 1969

1a. traded to San Francisco
1b. John Shinners, g (17) . . . . . .Xavier (Ohio) (choice acquired from Minnesota)
2a. traded to Baltimore
2b. Richard Neal, de (45) . . . . . .Southern (choice acquired from St. Louis)
3. traded to Detroit
4a. Dennis Hale, s (85) . . . . . .Minnesota
4b. Bob Hudspeth, t (102) . . . . . .Southern Illinois (choice acquired from Dallas)
5a. Tony Kyasky, s (111) . . . . . .Syracuse
5b. Keith Christensen, t (117) . . . . . .Kansas (choice acquired from N.Y. Giants)
6. Bob Miller, te (138) . . . . . .Southern California
7. traded to Baltimore
8. Jim Lawrence, wr (189) . . . . . .Southern California
9. Joe Owens, lb (215) . . . . . .Alcorn State
10. McKinley Reynolds, rb (241) . . . . . .Hawaii

11. Tommy Morel, wr (267) . . . . . .Louisiana State
12. Tom Broadhead, rb (293) . . . . . .Santa Barbara State
13. Joe Robillard, cb (319) . . . . . Linfield (Oregon)
14. Gary Loyd, p (345) . . . . . .California Lutheran
15. Bill Waller, wr (371) . . . . . .Xavier (Ohio)
16. Edd Hargett, qb (397) . . . . . .Texas A&M
17. Chico Kurzawski, s (423) . . . . . .Northwestern

1970 Draft

Held January 27-28, 1970

1. Ken Burrough, wr (10) . . . . . .Texas Southern
2. traded to Cleveland
3. Clovis Swinney, de (62) . . . . . .Arkansas State
4. Delles Howell, cb (88) . . . . . .Grambling
5a. Glenn Cannon, s (106) . . . . . .Mississippi
(choice acquired from Chicago)
5b. traded to Washington
5c. Steve Ramsey, qb (126) . . . . . .North Texas State
(choice acquired from Los Angeles)
6. Mel Easley, cb (140) . . . . . .Oregon State
7. Lon Woodard, de (166) . . . . . .San Diego State
8. Lawrence Estes, de (192) . . . . . .Alcorn State
9. Jim Otis, rb (218) . . . . . .Ohio State
10. Jim Brumfield, rb (244) . . . . . .Indiana State
11. Gary Klahr, lb (270) . . . . . .Arizona
12. Willie Davenport, cb (296) . . . . . .Southern
13. Ralph Miller, te (322) . . . . . .Alabama State
(selection was declared ineligible by NFL)
14. Doug Sutherland, de (348) . . . . . .Wisconsin-Superior
15. Jim Vest, de (374) . . . . . .Washington State
16. Cliff Gasper, dt (400) . . . . . .Grambling
17. Doug Wyatt, s (426) . . . . . .Tulsa

1971 Draft

Held January 28-29, 1971

1. Archie Manning, qb (2) . . . . . .Mississippi
2a. traded to Chicago
2b. Sam Holden, t (31) . . . . . .Grambling
(choice acquired from Houston)
3. Bivian Lee, cb (54) . . . . . .Prairie View A&M
4a. traded to Dallas
4b. Carlos Bell, te (82) . . . . . .Houston
4c. Wimpy Winther, c (88) . . . . . .Mississippi
(choice acquired from Washington)
4d. D'artagnan Martin, cb (91) . . . . . .Kentucky State
4e. Don Morrison, t (98) . . . . . .Texas-Arlington
5. traded to Pittsburgh
6. Don Morehead, rb (132) . . . . . .Michigan
7a. Larry DiNardo, g (158) . . . . . .Notre Dame
7b. Bob Newland, wr (172) . . . . . .Oregon
(choice acquired from Kansas City)
8a. traded to Pittsburgh
8b. James Elder, cb (194) . . . . . .Southern
(choice acquired from Washington)
8c. Bob Gresham, rb (201) . . . . . .West Virginia
(choice acquired from Oakland)
9. Tom Williams, s (210) . . . . . .Williamette
10. Rocky Pamplin, rb (239) . . . . . .Hawaii
(choice acquired from Philadelphia)
11. Bob Pollard, de (262) . . . . . .Weber State
12. Ron Gathright, cb (288) . . . . . .Morehead State
13. Don Burchfield, te (314) . . . . . .Ball State
14. Bobby Scott, qb (340) . . . . . .Tennessee
15. Bart Graves, de (366) . . . . . .Tulane
16. Craig Robinson, t (392) . . . . . .Houston
17. Hermann Eban, wr (428) . . . . . .Oklahoma State
(choice acquired from Washington)

1972 Draft

Held February 1-2, 1972

1. Royce Smith, g (8) . . . . . .Georgia
2a. Willie Hall, lb (31) . . . . . .Southern California
(choice acquired from Houston)
2b. traded to Oakland
3a. Bob Kuziel, c (60) . . . . . .Pittsburgh
3b. Tom Myers, s (74) . . . . . .Syracuse
(choice from Baltimore through Oakland)
4a. Mike Crangle, de (85) . . . . . .Tennessee-Martin
4b. Joe Federspiel, lb (99) . . . . . .Kentucky
(choice acquired from Washington through L.A. Rams & Philadelphia)
4c. Mike Coleman, de (101) . . . . . .Knoxville College
(choice acquired from Kansas City)
5a. Bill Butler, rb (111) . . . . . .Kansas State
(choice acquired from Green Bay)
5b. Carl Johnson, t (112) . . . . . .Nebraska
5c. Bob Davies, s (126) . . . . . .South Carolina
(choice acquired from Baltimore)
6a. Wayne Dorton, g (137) . . . . . .Arkansas State
6b. Curt Watson, rb (150) . . . . . .Tennessee
(choice acquired from Oakland)
7. Ernie Jackson, cb (164) . . . . . .Duke
8. Ron Vinson, wr (189) . . . . . .Abilene Christian
9. Kent Bransletter, dt (216) . . . . . .Houston
10. Andy Kupp, g (241) . . . . . .Idaho
11. Paul Dongieux, lb (267) . . . . . .Mississippi
12. Steve Lockhart, te (293) . . . . . .Arkansas State
13. Cephus Weatherspoon, wr (320) . . . . . .Fort Lewis
14. Steve Barrios, wr (345) . . . . . .Tulane
15. Rusty Lachaussee, qb (372) . . . . . .Tulane
16. Joe Balthrop, g (397) . . . . . .Tennessee
17. Dick Graham, wr (424) . . . . . .Oklahoma State

1973 Draft

Held January 30-31, 1973

1. traded to Baltimore
2a. Derland Moore, de (29) . . . . . .Oklahoma
2b. Steve Baumgartner, de (51) . . . . . .Purdue
(choice acquired from Washington through N.Y. Jets)
3a. traded to Washington
3b. Pete Van Valkenburg, rb (66) . . . . . .Brigham Young
(choice acquired from N.Y. Jets)
4a. traded to Detroit
4b. Jim Merlo, lb (86) . . . . . .Stanford
(choice acquired from Baltimore)
5. traded to Denver
6a. traded to Washington
6b. Marty Shuford, rb (134) . . . . . .Arizona
(choice from New England)
7. Billy Cahill, s (158) . . . . . .Washington
8a. Bob Peterson, g (185) . . . . . .Utah
8b. Doug Winslow, wr (207) . . . . . .Drake
(choice acquired from Washington)
9. Mike Fink, cb (210) . . . . . .Missouri
10. Jeff Horsley, rb (237) . . . . . .North Carolina Central
11. James Owens, rb (262) . . . . . .Auburn
12. Paul Orndorff, te (289) . . . . . .Tampa
13. Richard Watkins, dt (314) . . . . . .Weber State
14. Paul Fersen, t (341) . . . . . .Georgia
15. Mike Evenson, c (366) . . . . . .North Dakota State
16. Howard Stevens, rb (392) . . . . . .Louisville
17. Bobby Garner, te (418) . . . . . .Winston-Salem State

1974 Draft

Held January 29-30, 1974

1. Rick Middleton, lb (13) . . . . . .Ohio State
(swapped #1 choices from Detroit)
2. Paul Seal, te (36) . . . . . .Michigan
3. traded to Cincinnati
4a. traded to Minnesota
4b. Rod McNeil, rb (88) . . . . . .Southern California
(choice acquired from San Francisco)
5a. Joel Parker, wr (113) . . . . . .Florida
(choice acquired from San Francisco)
5b. traded to Cincinnati
5c. Terry Schmidt, cb (121) . . . . . .Ball State
(choice acquired from Atlanta)

6. traded to Detroit
7. traded to Miami
8a. traded to N.Y. Jets
8b. Alvin Maxson, rb (201) . . . . . Southern Methodist
(choice acquired from Oakland)
9. Phil LaPorta, t (217) . . . . . Penn State
10a. Frosty Anderson, wr (235) . . . . . Nebraska
(choice acquired from Houston)
10b. Tommy Thibodeaux, g (242) . . . . . Tulane
11. Kent Merritt, wr (270) . . . . . Virginia
12. James Buckmon, de (295) . . . . . Pittsburgh
13. Mike Truax, lb (320) . . . . . Tulane
14. Kent Marshall, s (348) . . . . . Texas Christian
15. Larry Cipa, qb (373) . . . . . Michigan
16. Don Coleman, lb (398) . . . . . Michigan
17. Marvin Williams, wr (426) . . . . . Western Illinois

1975 Draft

Held January 28-29, 1975

1a. Larry Burton, wr (7) . . . . . Purdue
1b. Kurt Schumacher, g (12) . . . . . Ohio State
(choice acquired from N.Y. Jets for Billy Newsome)
2. Lee Gross, c (32) . . . . . Auburn
3a. Andrew Jones, rb (60) . . . . . Washington State
3b. Elois Grooms, de (63) . . . . . Tennessee Tech
(choice acquired from Detroit through Minnesota)
4a. traded to San Francisco
4b. John Starkebaum, s (92) . . . . . Nebraska
(choice acquired from Philadelphia)
4c. Charles Hall, de (99) . . . . . Tulane
(choice acquired from St. Louis)
5. traded to Chicago
6a. traded to Detroit
6b. Mike Lemon, lb (149) . . . . . Kansas
(choice acquired from Buffalo)
7. Steve Rogers, rb (163) . . . . . Louisiana State
8. traded to St. Louis
9. Mike Strachan, rb (216) . . . . . Iowa State
10. Chuck Heater, rb (241) . . . . . Michigan
11. Danny Lee, p (266) . . . . . NE Louisiana
12. Ron Gustafson, wr (294) . . . . . North Dakota State
13. Jim Upchurch, rb (319) . . . . . Arizona
14. Randy Rhino, cb (343) . . . . . Georgia Tech
15. Grant Burget, rb (372) . . . . . Oklahoma
16. Mike McDonald, lb (397) . . . . . Catawba
17. Greg Westbrooks, lb (422) . . . . . Colorado

1976 Draft

Held April 8-9, 1976

1. Chuck Muncie, rb (3) . . . . . California
2. Tony Galbreath, rb (32) . . . . . Missouri
3a. traded to San Francisco
3b. Bob Simmons, t (77) . . . . . Texas
(choice acquired from Washington through San Diego)
4. Tinker Owens, wr (95) . . . . . Oklahoma
5. Scott Parrish, t (127) . . . . . Utah State
6. Terry Stieve, g (160) . . . . . Wisconsin
7a. traded to Miami
7b. Ed Bauer, g (201) . . . . . Notre Dame
(choice acquired from Baltimore through Chicago & Oakland)
8. Craig Cassady, s (213) . . . . . Ohio State
9. Warren Peiffer, dt (240) . . . . . Iowa
10. Junior Hardin, lb (269) . . . . . Eastern Kentucky
11. Greg Kokal, qb (294) . . . . . Kent State
12. Milton Butts, t (323) . . . . . North Carolina State
13. Kenny Downing, s (350) . . . . . Missouri
14. Rich Hucke, de (379) . . . . . Western Montana
15. Steve Seminoff, dt (406) . . . . . Wichita State
16. Gene Jones, t (435) . . . . . Bowling Green
17. Scott MacDonald, te (462) . . . . . West Virginia

1977 Draft

Held May 3-4, 1977

1. Joe Campbell, de (7) . . . . . Maryland
2. Mike Fultz, dt (34) . . . . . Nebraska
3. Robert Watts, lb (64) . . . . . Boston College
4. traded to L.A. Rams for LB Ken Bordelon
5a. Dave Lafary, t (118) . . . . . Purdue
5b. Dave Hubbard, t (136) . . . . . Brigham Young
(choice acquired from Baltimore)
6a. Cliff Parsley, p (147) . . . . . Oklahoma State
6b. Tom Schick, g (162) . . . . . Maryland
(choice acquired from L.A. Rams)
7. Greg Boykin, rb (174) . . . . . Northwestern
8. Jimmy Stewart, s (201) . . . . . Tulsa
9. Dave Knowles, t (231) . . . . . Indiana
10. Rafael Septien, k (258) . . . . . SW Louisiana
11. John Blain, t (285) . . . . . San Jose State
12. Oakley Dalton, dt (315) . . . . . Jackson State

1978 Draft

Held May 2-3, 1978

1. Wes Chandler, wr (3) . . . . . Florida
2. James Taylor, t (33) . . . . . Missouri
3. Barry Bennett, dt (60) . . . . . Concordia (Minn.)
4. Don Schwartz, s (87) . . . . . Washington State
5. Eric Felton, cb (115) . . . . . Texas Tech
6a. Mike Rieker, qb (141) . . . . . Lehigh
6b. Francis Chesley, lb (157) . . . . . Wyoming
(choice acquired from Washington through Houston)
7. traded to N.Y. Jets for de Richard Neal
8. Brooks Williams, te (199) . . . . . North Carolina
9. Richard Carter, cb (226) . . . . . North Carolina State
10. traded to N.Y. Giants for lb Pat Hughes
11a. Nathan Besaint, dt (283) . . . . . Southern
11b. David Riley, rb (285) . . . . . West Virginia
(choice acquired from Seattle)
12. Larry Hardy, te (309) . . . . . Jackson State

1979 Draft

Held May 3-4, 1979

1. Russell Erxleben, k-p (11) . . . . . Texas
2. Reggie Mathis, lb (38) . . . . . Oklahoma
3. traded to Miami as compensation for signing
de Don Reese
4. Jim Kovach, lb (93) . . . . . Kentucky
5. Harlan Huckleby, rb (120) . . . . . Michigan
6. Ricky Ray, cb (146) . . . . . Norfolk State
7. Stan Sytsma, lb (176) . . . . . Minnesota
8. Doug Panfil, g (202) . . . . . Tulsa
9. traded to Kansas City for dt Keith Simons
10. traded to Oakland for lb Floyd Rice
11. David Hall, wr (285) . . . . . Missouri-Rolla
12. Kelsey Finch, rb (311) . . . . . Tennessee

1980 Draft

Held April 29-30, 1980

1. Stan Brock, t (12) . . . . . Colorado
2. David Waymer, cb (41) . . . . . Notre Dame
3. traded to Minnesota for T Steve Riley
4. Mike Jolly, cb (96) . . . . . Michigan
5. traded to Minnesota for T Steve Riley
6. Lester Boyd, lb (150) . . . . . Kentucky
7. Mike Morucci, rb (177) . . . . . Bloomsburg State
8. Chuck Evans, lb (206) . . . . . Stanford
9. Frank Mordica, rb (233) . . . . . Vanderbilt
10. Tanya Webb, de (262) . . . . . Michigan State
11. George Woodard, rb (289) . . . . . Texas A&M
12. Kiser Lewis, lb (318) . . . . . Florida A&M

NFL DRAFT HISTORY

1981 Draft

Held April 28-29, 1981

1. George Rogers, rb (1) . . . . . .South Carolina
1. Dave Wilson, qb . . . . . .Illinois
(Supplemental '81 draft choice)
2a. Russell Gary, s (29) . . . . . .Nebraska
2b. Rickey Jackson, lb (51) . . . . . .Pittsburgh
(choice acquired from San Diego)
3a. Frank Warren, de (57) . . . . . .Auburn
3b. Hoby Brenner, te (71) . . . . . .Southern California
(choice acquired from Minnesota)
4. traded to Miami for qb Guy Benjamin
5a. Louis Oubre, g (112) . . . . . .Oklahoma
5b. Jerry Boyarsky, nt (128) . . . . . .Pittsburgh
(choice acquired from Minnesota)
6a. Nat Hudson, g (139) . . . . . .Georgia
6b. Johnnie Poe, cb (144) . . . . . .Missouri
(choice acquired from Tampa Bay)
6c. Glen Redd, lb (166) . . . . . .Brigham Young
(choice acquired from Oakland)
7. Kevin Williams, wr (167) . . . . . .Southern California
8a. traded to New England for g Sam Adams
8b. Gene Gladys, lb (214) . . . . . .Penn State
(choice acquired from Buffalo)
8c. Kevin Evans, s (215) . . . . . .Arkansas
(choice acquired from San Diego)
9. Toussaint Tyler, rb (222) . . . . . .Washington
10. Hokie Gajan, rb (249) . . . . . .Louisiana State
11. Lester Mickens, wr (277) . . . . . .Kansas
12. Jim Wilks, dt (305) . . . . . .San Diego State

1982 Draft

Held April 27-28, 1982

1a. choice exercised in 1981 supplemental draft for qb Dave Wilson
1b. Lindsay Scott, wr (13) . . . . . .Georgia
(choice acquired from Green Bay through San Diego)
2. Brad Edelman, c (30) . . . . . .Missouri
3a. Rodney Lewis, cb (58) . . . . . .Nebraska
3b. Eugene Goodlow, wr (66) . . . . . .Kansas State
(choice acquired from Minnesota)
3c. Kenny Duckett, wr (68) . . . . . .Wake Forest
(choice acquired from Washington)
3d. John Krimm, s (76) . . . . . .Notre Dame
(choice acquired from San Diego)
4. Morten Andersen, k (86) . . . . . .Michigan State
5. Tony Elliott, nt (114) . . . . . .North Texas State
6. Marvin Lewis, rb (142) . . . . . .Tulane
7. traded to Miami for qb Guy Benjamin
8a. Chuck Slaughter, t (198) . . . . . .South Carolina
8b. traded to Washington
9. traded to Washington
10. traded to Washington
11. traded to Washington
12. traded to Washington

1983 Draft

Held April 26-27, 1983

1. traded to Green Bay for de Bruce Clark
2. Steve Korte, g (38) . . . . . .Arkansas
3a. John Tice, te (85) . . . . . .Maryland
3b. Cliff Austin, rb (66) . . . . . .Clemson
(choice acquired from Buffalo through St. Louis)
4. Gary Lewis, dt (98) . . . . . .Oklahoma State
5. traded to Denver
6. traded to Cincinnati for te Don Bass
7. traded to Kansas City for lb Whitney Paul
8. David Greenwood, s (206) . . . . . .Wisconsin
9. traded to New England
10. traded to New England
11. traded to New England
12 traded to New England

1984 Draft

Held May 1-2, 1984

1. traded to N.Y. Jets for qb Richard Todd
2. James Geathers, dt (42) . . . . . .Wichita State
3a. Terry Hoage, s (68) . . . . . .Georgia
(choice acquired from Buffalo)
3b. Tyrone Anthony, rb (69) . . . . . .North Carolina
4a. traded to Denver for g Kelvin Clark
4b. Joel Hilgenberg, c (97) . . . . . .Iowa
(choice acquired from New England)
5. Jitter Fields, cb (123) . . . . . .Texas
6. Don Thorp, nt (156) . . . . . .Illinois
7. traded to L.A. Raiders for past consideration
8. Clemon Terrell, rb (210) . . . . . .Southern Mississippi
9. Brian Hansen, p (237) . . . . . .Sioux Falls College
10. Paul David Gray, lb (264) . . . . . .Western Kentucky
11. Michel Bourgeau, de (291) . . . . . .Boise State
12. Byron Nelson, t (324) . . . . . .Arizona

1984 USFL Supplemental Draft

Held June 5, 1984

A supplemental draft was held for those players who had been eligible to be drafted by NFL teams, but who hadn't been drafted due to contracts with other professional leagues (USFL or CFL). The draft gave NFL teams the league rights to the players if they ever became free agents (through May 1, 1988).

1. Vaughan Johnson, lb (15) . . . . .North Carolina State
(Jacksonville Bulls)
2. Mel Gray, rb (42) . . . . . .Purdue
(Los Angeles Express)
3. Steve Bearden, lb (69) . . . . . .Vanderbilt
(Memphis Showboats)

1985 Draft

Held April 30-May 1, 1985

1a. traded to Houston for RB Earl Campbell
1b. Alvin Toles, lb (24) . . . . . .Tennessee
(choice acquired from Washington)
2. Daren Gilbert, t (38) . . . . . .Cal State-Fullerton
3. Jack Del Rio, lb (68) . . . . . .Southern California
4. Billy Allen, s (95) . . . . . .Florida State
5. traded to Washington
6. traded to Atlanta for TE Junior Miller
7. Eric Martin, wr (179) . . . . . .Louisiana State
8. Joe Kohlbrand, lb (206) . . . . . .Miami (Fla.)
9. Earl Johnson, cb (236) . . . . . .South Carolina
10. traded to Washington
11. traded to Washington
12. Treg Songy, s (320) . . . . . .Tulane

1986 Draft

Held April 29-30, 1986

1a. traded to Indianapolis
1b. Jim Dombrowski, t (6) . . . . . .Virginia
(choice acquired from Indianapolis)
(swapped 1st-round picks with Indianapolis)
2. Dalton Hilliard, rb (31) . . . . . .Louisiana State
3a. Rueben Mayes, rb (57) . . . . . .Washington State
(choice acquired from Tampa Bay)
3b. Pat Swilling, lb (60) . . . . . .Georgia Tech
(choice acquired from Indianapolis)
3c. Barry Word, rb (62) . . . . . .Virginia
4. Kelvin Edwards, wr (88) . . . . . .Liberty Baptist
5. Reggie Sutton, cb (115) . . . . . .Miami (Fla.)
6. Robert Thompson, wr (142) . . . . . .Youngstown State
7. Gill Fenerty, rb (173) . . . . . .Holy Cross
8. Filipo Mokofisi, lb (200) . . . . . .Utah
9. Merlon Jones, lb (226) . . . . . .Florida A&M
10. Jonathan Dumbauld, de (253) . . . . . .Kentucky
11. Patrick Swoopes, nt (284) . . . . . .Mississippi State
12. Sebastian Brown, wr (311) . . . . . .Bethune-Cookman

1987 Draft

Held April 28-29, 1987

1. Shawn Knight, de (11) . . . . . .Brigham Young
2. Lonzell Hill, wr (40) . . . . . .Washington
3. Michael Adams, cb (67) . . . . . .Arkansas State
4. Steve Trapilo, g (96) . . . . . .Boston College
5. Milton Mack, cb (123) . . . . . .Alcorn State
6. Thomas Henley, wr (152) . . . . . .Stanford
7. Gene Atkins, s (179) . . . . . .Florida A&M
8. Toi Cook, cb (207) . . . . . .Stanford
9. Scott Leach, lb (234) . . . . . .Ohio State
10. Robert Clark, wr (263) . . . . . .North Carolina Central
11. Arthur Wells, te (290) . . . . . .Grambling State
12. Tyrone Sorrells, g (319) . . . . . .Georgia Tech

1988 Draft

Held April 24-25, 1988

1. Craig Heyward, fb (24) . . . . . .Pittsburgh
2. Brett Perriman, wr (52) . . . . . .Miami (Fla.)
3a. traded to Denver
3b. Tony Stephens, nt (81) . . . . . .Clemson
(choice acquired from Denver)
4. Lydell Carr, fb (106) . . . . . .Oklahoma
5a. Greg Scales, te (112) . . . . . .Wake Forest
(from Kansas City for LB Jack Del Rio)
5b. Keith Taylor, cb (134) . . . . . .Illinois
6. Bob Sims, g (162) . . . . . .Florida
7. Brian Forde, lb (190) . . . . . .Washington State
8. Glenn Derby, t (218) . . . . . .Wisconsin
9. Clarence Nunn, cb (246) . . . . . .San Diego State
10a. Todd Santos, qb (274) . . . . . .San Diego State
10b. Vincent Fizer, lb (276) . . . . . .Southern
(choice acquired from Denver)
11. Gary Couch, wr (302) . . . . . .Minnesota
12. Paul Jurgensen, lb (330) . . . . . .Georgia Tech

1989 Draft

Held April 23-24, 1989

1. Wayne Martin, de (19) . . . . . .Arkansas
2. Robert Massey, cb (46) . . . . .North Carolina Central
3. Kim Phillips, cb (79) . . . . . .North Texas State
4. Michael Mayes, cb (106) . . . . . .Louisiana State
5. Kevin Haverdink, t (133) . . . . . .Western Michigan
6. Floyd Turner, wr (159) . . . .Northwestern State (La.)
7. David Griggs, lb (186) . . . . . .Virginia
8. Fred Hadley, wr (213) . . . . . .Mississippi State
9. Jerry Leggett, lb (246) . . . . . .Cal State-Fullerton
10. Joe Henderson, rb (273) . . . . . .Iowa State
11. Calvin Nicholson, cb (300) . . . . . .Oregon State
12. Michael Cadore, wr (327) . . . . . .Eastern Kentucky

1990 Draft

Held April 22-23, 1990

1. Renaldo Turnbull, de (14) . . . . . .West Virginia
2. Vince Buck, cb (44) . . . . . .Central State (Ohio)
3. Joel Smeenge, de (71) . . . . . .Western Michigan
4. DeMond Winston, lb (98) . . . . . .Vanderbilt
5. Charles Arbuckle, te (125) . . . . . .UCLA
6a. Mike Buck, qb (156) . . . . . .Maine
6b. James Williams, lb (158) . . . . . .Mississippi State
(choice acquired from Minnesota through Dallas
and L.A. Raiders)
7. Scott Hough, g/t (183) . . . . . .Maine
8a. Gerry Gdowski, qb (207) . . . . . .Nebraska
(choice acquired from L.A. Raiders)
8b. Derrick Carr, de (210) . . . . . .Bowling Green
9a. Broderick Graves, rb (233) . . . .Winston-Salem State
(choice acquired from L.A. Raiders)
9b. Lonnie Brockman, lb (236) . . . . . .West Virginia
10a. Gary Cooper, wr (260) . . . . . .Clemson
(choice acquired from L.A. Raiders)
10b. Ernest Spears, s (267) . . . . . .Southern California
11a. Webbie Burnett, nt (287) . . . . . .Western Kentucky
(choice acquired from L.A. Raiders)
11b. traded to Philadelphia for RB Bobby Morse
12. Chris Port, t (320) . . . . . .Duke

1991 Draft

Held April 21-22, 1991

1. traded to Dallas for QB Steve Walsh
2. Wesley Carroll, wr (42) . . . . . .Miami (Fla.)
3. traded to Dallas for QB Steve Walsh
4. traded to L.A. Raiders for #6, 8, 9, 10, 11 in 1990
5. Reggie Jones, cb (126) . . . . . .Memphis State
6. Fred McAfee, rb (154) . . . . . .Mississippi College
7. Hayward Haynes, g (182) . . . . . .Florida State
8. Frank Wainright, te (210) . . . . . .Northern Colorado
9. Anthony Wallace, rb (237) . . . . . .California
10. traded to Tampa Bay for DT Robert Goff
11. Scott Ross, lb (293) . . . . . .Southern California
12. Mark Drabczak, g (321) . . . . . .Minnesota

1992 Draft

Held April 26-27, 1992

1. Vaughn Dunbar, rb (21) . . . . . .Indiana
2. traded to Dallas for QB Steve Walsh
3a. Tyrone Legette, cb (72) . . . . . .Nebraska
(choice aquired from L.A. Raiders through Tampa Bay)
3b. traded to Tampa Bay
4a. Gene McGuire, c (95) . . . . . .Notre Dame
(choice acquired from Seattle for RB Rueben Mayes)
4b. Sean Lumpkin, s (106) . . . . . .Minnesota
5a. traded to Houston for RB Allen Pinkett
5b. Torrance Small, wr (138) . . . . . .Alcorn State
(choice acquired from Detroit for WR Brett Perriman)
6. Kary Vincent, cb (164) . . . . . .Texas A&M
7. traded to L.A. Raiders for S Vencie Glenn
8. Robert Stewart, nt (218) . . . . . .Alabama
9. Donald Jones, lb (245) . . . . . .Washington
10. Marcus Dowdell, wr (276) . . . . . .Tennessee State
11. Mike Gisler, g (303) . . . . . .Houston
12. Scott Adell, t (330) . . . . . .North Carolina State

1993 Draft

Held April 25-26, 1993

1a. William Roaf, t (8) . . . . . .Louisiana Tech
(choice acquired from Detroit for LB Pat Swilling)
1b. Irv Smith, te (20) . . . . . .Notre Dame
(choice acquired from Phoenix through San
Francisco in exchange of first-round picks)
2. Reggie Freeman, lb (53) . . . . . .Florida State
3. traded to San Francisco as part of exchange of
first-round picks
4a. Lorenzo Neal, fb (89) . . . . . .Fresno State
(choice acquired from Detroit for LB Pat Swilling)
4b. Derek Brown, rb (109) . . . . . .Nebraska
5. Tyrone Hughes, cb (137) . . . . . .Nebraska
6. Ronnie Dixon, nt (165) . . . . . .Cincinnati
7. Othello Henderson, s (193) . . . . . .UCLA
8. Jon Kirksey, nt (221) . . . . . .Cal State- Sacramento

1994 Draft

Held April 24-25, 1994

1a. traded to N.Y Jets (12)
(swapped 1st-round picks with N.Y. Jets)
1b. Joe Johnson, de (13) . . . . . .Louisville
(choice acquired from N.Y. Jets)
2. Mario Bates, rb (44) . . . . . .Arizona State
3. Winfred Tubbs, lb (79) . . . . . .Texas

4. Doug Nussmeier, qb (116) . . . . . .Idaho
5a. Herman Carroll, de (142) . . . . . .Mississippi State
5b. Craig Novitsky, g (143) . . . . . .UCLA
(choice acquired from N.Y. Jets in above trade)
6. Derrell Mitchell, wr (176) . . . . . .Texas Tech
7. Lance Lundberg, t (213) . . . . . .Nebraska

1995 Draft

Held April 22-23, 1995

1. Mark Fields, lb (13) . . . . . .Washington St.
2. Ray Zellars, fb (44) . . . . . .Notre Dame
3. Mike Verstegen, t (75) . . . . . .Wisconsin
4. Dameian Jeffries, de (108) . . . . . .Alabama
5. William Strong, cb (148) . . . . . .North Carolina St.
6. Lee DeRamus, wr (184) . . . . . .Wisconsin
7a. traded to Rams for QB Jim Everett
7b. Travis Davis, s (242) . . . . . .Notre Dame
(Compensatory)

1996 Draft

Held April 20-21, 1996

1. Alex Molden, cb (11) . . . . . .Oregon
2. Je'Rod Cherry, cb (40) . . . . . .California
3. Brady Smith, de (70) . . . . . .Colorado St.
4. Ricky Whittle, rb (103) . . . . . .Oregon
5a. Mercury Hayes, wr (136) . . . . . .Michigan
(from Baltimore for CB Reginald Jones)
5b. Tom Ackerman, g (145) . . . . . .Eastern Washington
5c. Terry Guess, wr (165) . . . . . .Gardner-Webb
(Compensatory)
6a. Keno Hills, t (179) . . . . . .Southwestern Louisiana
6b. Toderick Malone, wr (204) . . . . . .Alabama
(Compensatory)
7a. traded to Oakland for DT Willie Broughton
7b. Henry Lusk, te (246) . . . . . .Utah
(Compensatory)

1997 Draft

Held April 19-20, 1997

1a. traded to Oakland for #10, #39, #107, WR Daryl Hobbs (2)
1b. Chris Naeole, g (10) . . . . . .Colorado
(choice acquired from Oakland for #2, #166)
2a. Rob Kelly, s (33) . . . . . .Ohio St.
2b. Jared Tomich, de (39) . . . . . .Nebraska
(choice acquired from Oakland for #2, #166)
3. Troy Davis, rb (62) . . . . . .Iowa St.
4a. Danny Wuerffel, qb (99) . . . . . .Florida
4b. traded to Houston for #116, #165 (from Oakland for #2, #166)
4c. Keith Poole, wr (116) . . . . . .Arizona St.
(choice acquired from Kansas City through Houston)
5. traded to Washington for QB Heath Shuler (132)
6a. Nicky Savoie, te (165) . . . . . .Louisiana State
(from Atlanta through Houston)
6b. Traded to Oakland for #10, #39, #107, WR Daryl Hobbs (166)
7. Traded to Oakland for DT Austin Robbins (203)

1998 Draft

Held April 18-19, 1998

1. Kyle Turley, t (7) . . . . . .San Diego St.
2. Cameron Cleeland, te (40) . . . . . .Washington
3. traded to Washington for QB Heath Shuler (69)
4a. Fred Weary, cb (97) . . . . . .Florida
(choice acquired from Oakland for CB Eric Allen)
4b. Julian Pittman, de (99) . . . . . .Florida St.
5. Wilmont Perry, rb (132) . . . . . .Livingstone
6. Chris Bordano, lb (161) . . . . . .SMU
7a. traded to Carolina for S Chad Cota (196)
7b. Andy McCullough, wr (204) . . . . . .Tennessee
(choice acquired from Seattle for WR Daryl Hobbs)
7c. Ron Warner, lb (239) . . . . . .Kansas
(Compensatory)

1999 Draft

Held April 17-18, 1999

1a. Ricky Williams, rb (5) . . . . . .Texas
(choice acquired from Washington for 1st (12), 3rd (71), 4th (107), 5th (144), 6th (179) & 7th (218) round draft choices and 1st & 3rd in 2000 NFL Draft
1b. traded to Washington Redskins (12)
2. traded to St. Louis Rams for WR Eddie Kennison (41)
3. traded to Washington Redskins (71)
4. traded to Washington Redskins (107)
5. traded to Washington Redskins (144)
6. traded to Washington Redskins (179)
7. traded to Washington Redskins (218)

2000 Draft

Held April 15-16, 2000

1. Traded to Washington for #5 in 1999 (2)
2. Darren Howard, de (33) . . . . . .Kansas State
3. Traded to Washington for #5 in 1999 (64)
4. Terrelle Smith, fb (96) . . . . . .Arizona State
5a. Tutan Reyes, t (131) . . . . . .Mississippi
5b. From Chicago for WR Eddie Kennison to Indianapolis for #158 & #195
5c. Austin Wheatley te (158) . . . . . .Iowa
(choice acquired from Indianapolis with #195 for #138)
5d. Chad Morton, rb (166) . . . . . .Southern California
(Compensatory)
6a. Marc Bulger, qb (168) . . . . . .West Virginia
6b. Michael Hawthorne, cb (195) . . . . . .Purdue
(choice acquired from Indianapolis with #158 for #138)
6c. Sherrod Gideon wr (200) . . . . .Southern Mississippi
(Compensatory)
7a. traded to Kansas City in exchange for defensive coordinator Ron Zook (208)
7b. Kevin Houser, fb (228) . . . . . .Ohio State
(choice acquired from Kansas City along with defensive coordinator Ron Zook for #208)

2001 Draft

Held April 21-22, 2001

1. Deuce McAllister, rb (23) . . . . . .Mississippi
2. traded to Dallas for #70 & #81
3. traded to Green Bay for qb Aaron Brooks and te Lamont Hall
3a. Sedrick Hodge, lb (70) . . . . . .North Carolina
(choice acquired from Dallas)
3b. Kenny Smith, dt (81) . . . . . .Alabama
(choice acquired from Indianapolis through Dallas)
4. Moran Norris, fb (115) . . . . . .Kansas
5. Onome Ojo, wr (153) . . . . . .Cal-Davis
6. Mitch White, t (185) . . . . . .Oregon State
7. Ennis Davis, dt (221) . . . . . .Southern California

2002 Draft

Held April 20-21, 2002

1a. Donté Stallworth, wr (13) . . . . . .Tennessee
1b. Charles Grant, de (25) . . . . . .Georgia
(choice acquired from Miami with #125 for RB Ricky Williams & #114)
2. LeCharles Bentley, c (44) . . . . . .Ohio State
3. James Allen, lb (82) . . . . . .Oregon State
4. Keyuo Craver, cb (125) . . . . . .Nebraska
(choice acquired from Miami)

5. Mel Mitchell, s (150) . . . . . .Western Kentucky
6a. J.T. O'Sullivan, qb (186) . . . . . .Cal-Davis
6b. John Gilmore, te (196) . . . . . .Penn State (choice acquired from N.Y. Jets for RB Chad Morton)
7. Derrius Monroe, de (224) . . . . . .Virginia Tech

2003 Draft

Held April 26-27, 2003

1. Johnathan Sullivan, dt (6) . . . . . .Georgia (choice acquired from Arizona for the Saints' two 1st round picks (#17 and #18). As part of the trade, the two clubs swapped second-round picks and the Saints received Arizona's fourth-round selection.)
2. Jon Stinchcomb, t (37) . . . . . .Georgia (choice acquired from Arizona in exchange of second-round picks; Arizona received #54)
3a. (# 78, from Kansas City for T William Roaf) choice traded to New England for S Tebucky Jones, along with a seventh-round choice (239) and a fourth-round pick in 2004.
3b. Cie Grant, lb (86) . . . . . .Ohio State
4a. Montrae Holland, g (102) (choice acquired from Arizona as part of trade of first-round picks)
4b. (#118), choice traded to Cincinnati for RB Curtis Keaton
5. Melvin Williams, de (155) . . . . . .Kansas State
6a. (#190), choice traded to Minnesota for QB Todd Bouman
6b. Kareem Kelly, wr (203) . . . . . .Southern California (choice acquired from Seattle Seahawks, through Green Bay, for DT Norman Hand)
7a. Talman Gardner, wr (231) . . . . . .Florida State
7b. (#239, from Indianapolis for RB Ricky Williams), choice traded to New England for S Tebucky Jones.

2004 Draft

Held April 24-25, 2004

1. Will Smith, de (18) . . . . . .Ohio State
2a. (#48), choice traded to Minnesota in exchange for the Vikings' second-round pick (#50) and fifth-round pick (#151)
2b. Devery Henderson (50) . . . . . .Louisiana State (choice acquired from Minnesota as part of swap of 2nd round picks)
2c. Courtney Watson (60) . . . . . .Notre Dame (choice aquired from St. Louis for T Kyle Turley)
3. (#81), choice traded to Washington. The two clubs swapped 2004 fifth-round picks (the Saints' #151 for Washington's #139) and New Orleans recieved the Redskins' second-round pick in 2005.
4. (#113), choice traded to New England for S Tebucky Jones
5a. Rodney Leisle, dt (139) . . . . . .UCLA (choice aquired from Washington.The two clubs swapped 2004 fifth-round picks (the Saints' #151 for Washington's #139) and New Orleans recieved the Redskins' second-round pick in 2005.)
5b. (#150), choice traded to Jacksonville for CB Jason Craft
5c. (#151) choice traded to Washington.The two clubs swapped 2004 fifth-round picks (the Saints' #151 for Washington's #139) and New Orleans recieved the Redskins' second-round pick in 2005.
5d. Mike Karney (156) . . . . . .Arizona State (choice acquired from Dallas. The Saints sent their sixth- (#182) and seventh-round (#206) choices to the Cowboys for the fifth-round pick.)
6. (#182), choice traded to Dallas for fifth-round pick (#156)
7a. (#206), choice traded to Dallas Cowboys for fifth-round pick (#156). Pick originally acquired from Washington in 2003 trade of DT Martin Chase.
7b. (#206), choice traded to Miami in 2003 trade for LB Derrick Rodgers.
7c. Colby Bockwoldt (240) . . . . . .Brigham Young

2005 Draft

Held April 23-24, 2005

1. Jammal Brown, t (13) . . . . . .Oklahoma (choice acquired from Houston. The Saints sent their first-round pick (18th overall) to Houston in exchange for the Texans' first-round choice (13th overall) and a third-round pick in 2006.
2a. Josh Bullocks, s (40) . . . . . .Nebraska (choice acquired from Washington in 2004 draft day trade. New Orleans sent its third-round pick in 2004 to the Redskins for this second-round choice. The two clubs also swapped 2004 fifth-round choices in the trade.)
2b. (#51) (choice traded to Green Bay along with QB J.T. O'Sullivan in 10/4/04 trade for CB Mike McKenzie)
3. Alfred Fincher, lb (82) . . . . . .Connecticut
4. Chase Lyman, wr (118) . . . . . .California
5. Adrian McPherson, qb (152) . . . . . .Florida State
6. Jason Jefferson, dt (193) . . . . . .Wisconsin
7. Jimmy Verdon, de (232) . . . . . .Arizona State

2006 Draft

Held April 29-30, 2006

1. Reggie Bush, rb (2) . . . . . .Southern California
2a. (#34), choice traded to Cleveland for C Jeff Faine and the Browns' second-round pick (#43)
2b. Roman Harper, s (43) . . . . . Alabama
3. (#66) (choice traded to Houston in 4/23/05 trade with Texans to move up from 18th to 13th overall and select T Jammal Brown)
4a. (#99) (choice traded to Philadelphia for Eagles' fourth-round pick (#108) and DT Hollis Thomas)
4b. Jahri Evans, g (108) . . . . . Bloomsburg
5. Rob Ninkovich, de (135) . . . . . Purdue
6a. Mike Hass, wr (171) . . . . . .Oregon State
6b. Josh Lay, cb (174) . . . . . Pittsburgh (choice acquired from Green Bay in 2005 trade for CB Mike McKenzie)
7a. Zach Strief, t (210) . . . . . Northwestern
7b. Marques Colston, wr (252) . . . . . Hofstra (Compensatory Selection)

2007 Draft

Held April 28-29, 2007

1. Robert Meachem, wr (27) . . . . . .Tennessee
2a. (#58), Choice traded to Detroit for third-round pick (#66) and fifth-round pick (145th)
3a. Usama Young, cb (66) . . . . . .Kent State
3b. Andy Alleman, g (88) . . . . . .Akron
4a. Antonio Pittman, rb (107), choice from Houston . . . . . .Ohio State
4. (#123) Traded to Houston with fifth-round pick (#163) for fourth-round pick (#107)
4b. Jermon Bushrod, t (125) . . . . . .Towson
4. (#126) To Indianapolis as compensation for signing Restricted Free Agent cb Jason David
5. David Jones, cb (145) . . . . . .Wingate
5. (#163) Traded to Houston with fourth-round pick (#123) for fourth- round pick (#107)
6. (#199) Traded to the Miami Dolphins for k Olindo Mare
7. Marvin Mitchell, lb (220) . . . . . .Tennessee

NFL DRAFT HISTORY

2008 Draft

Held April 26-27, 2008

1. Sedrick Ellis, dt (7) . . . . . .Southern California choice from New England
2. Tracy Porter, cb (40) . . . . . .Indiana
3. (#78) Traded to New England along with first-round pick (#10) for first-round pick (#7) and fifth-round pick (#164)
4. (#113) Traded to N.Y. Jets for lb Jonathan Vilma
5a. DeMario Pressley, dt (144) . . . .North Carolina State choice from Detroit
5. (#146) Traded to Detroit along with seventh-round pick (#218) for fifth-round pick (#144)
5b. Carl Nicks, t/g (164) . . . . . .Nebraska choice from New England
6. Taylor Mehlhaff, k (178) . . . . . .Wisconsin
7. Adrian Arrington, wr (237) . . . . . .Michigan choice acquired from Green Bay in exchange for sixth-round pick in 2009 draft

2009 Draft

Held April 25-26, 2009

1. Malcolm Jenkins, cb (14) . . . . . .Ohio State
2. (#45) Traded to N.Y. Giants along with fifth-round pick (#152) in exchange for te Jeremy Shockey
3. (#76) Traded to N.Y. Jets along with 2008 fourth-round pick in exchange for lb Jonathan Vilma and 2009 fourth-round pick (#118)
4a. Chip Vaughn, s (116) . . . . . .Wake Forest
4b. Stanley Arnoux, lb (118) . . . . . .Wake Forest choice from N.Y. Jets
5. (#151) Traded to N.Y. Giants
5. Thomas Morstead, p (164) . . . . .Southern Methodist choice from Philadelphia
6. (#184) Traded to Green Bay in exchange for 2008 seventh-round pick
7. (#222) Traded to Philadelphia along with fifth-round pick in 2010 draft in exchange for fifth-round pick (#164)

2010 Draft

Held April 22-24, 2010

1. Patrick Robinson, cb (32) . . . . . .Florida State
2. Charles Brown, t (64) . . . . . .Southern California
3. Jimmy Graham, te (95) . . . . . .Miami (Fla.)
4. Al Woods, dt (123) . . . . . .Louisiana State choice from Arizona
5. Matt Tennant, c (158) . . . . . .Boston College choice from Jacksonville (acquired in exchange for 2011 fourth-round pick)
5. (#163) Traded to Philadelphia
6. (#201) Traded to Arizona with #130 in exchange for #123
7. Sean Canfield, qb (239) . . . . . .Oregon State

2011 Draft

Held April 28-30, 2011

1a. Cameron Jordan, de (24) . . . . . .California
1b. Mark Ingram, rb (28) . . . . . .Alabama choice from New England
2. (#56) Traded to New England
3a. Martez Wilson, lb (72) . . . . . .Illinois choice from Washington
3b. Johnny Patrick, cb (88) . . . . . .Louisville
4. (#121) Traded to Jacksonville for 2010 fifth round pick (#158)
5. (#155) Traded to Washington with t Jammal Brown for Redkins' third round pick (#72)
6. (#189) Traded to New England in exchange for te David Thomas
7a. Greg Romeus, de (226) . . . . . .Pittsburgh
7b. Nate Bussey, lb (243) . . . . . .Illinois

2012 Draft

Held April 26-28, 2012

1. (#27) Traded to New England
3. Akiem Hicks, dt (89) . . . . . .Regina
4. Nick Toon, wr (122) . . . . . .Wisconsin
5. Corey White, cb (162) . . . . . .Samford
6. Andrew Tiller, g (179) . . . . . .Syracuse choice from Miami
7. Marcel Jones, t (234) . . . . . .Nebraska

2013 Draft

Held April 25-27, 2013

1. Kenny Vaccaro, s (14) . . . . . .Texas
3a. Terron Armstead, t (75) . . . . . .Arkansas-Pine Bluff
3b. John Jenkins, dt (82) . . . . . .Georgia (choice acquired from Miami in exchange for #106 from N.Y. Jets for RB Chris Ivory and #109)
4. (#109) Traded to Miami
5. Kenny Stills, wr (144) . . . . . .Oklahoma
6. Rufus Johnson, lb (183) . . . . . .Tarleton State
7. (#220) Traded to Seattle in exchange for lb Barrett Ruud

2014 Draft

Held May 8-10, 2014

1. Brandin Cooks, wr (20) . . . . . .Oregon State (choice acquired from Arizona in exchange for #27 and #91)
2. Stanley Jean-Baptiste, cb (58) . . . . . .Nebraska
3. (#91) Traded to Arizona
4. Khairi Fortt, ilb (126) . . . . . .California
5a. Vinnie Sunseri, s (167) . . . . . .Alabama
5b. Ronald Powell, olb (169) . . . . . .Florida (choice aquired from Philadelphia in exchange for RB Darren Sproles)
6. Tavon Rooks, t (202) . . . . . .Kansas State
7. (#243) Traded to San Francisco in exchange for OLB Parys Haralson

Draft Summary

In **48** college drafts, the Saints have selected **529** players.

(Player totals include QB Dave Wilson, selected in the 1981 Supplemental Draft; does not include players taken in 1984 USFL Supplemental Draft).

BY POSITION: 69 **RB**; 67 **WR**; 65 **LB**; 55 **CB**; 47 **DE**; 44 **G**; 41 **S**; 40 **T**; 30 **DT**; 28 **TE**; 18 **QB**; 10 **C**; 6 **P**; 5 **FB** and 4 **K**.

MOST BY COLLEGE: 17 – Nebraska, USC; **12 –** Ohio State; **11 –** Notre Dame; **10 –** Oklahoma, Tennessee; **9 –** Florida State, Georgia, Louisiana State, Michigan; **8 –** Alabama, Florida, Missouri, Tulane, Wisconsin; **7 –** Mississippi, Oregon State, Pittsburgh; **6 –** California, Colorado, Kansas, San Diego State, Texas, Washington State, West Virginia; **5 –** Arizona State, Brigham Young, Houston, Kansas State, Miami (Fla.), Minnesota, Mississippi State, North Carolina State, Purdue, Southern, Tulsa, Virginia, Wake Forest, Washington; **4 –** Alcorn State, Arizona, Arkansas, Arkansas State, Boston College, Georgia Tech, Grambling State, Illinois, Iowa State, Kentucky, North Carolina, Northwestern, Oklahoma State, Penn State, South Carolina, Southern Methodist, Stanford, UCLA.

SAINTS IN PRIME TIME

Saints on Monday Night
Overall: 17-18 Home: 14-13 Away: 3-5

Date	Opponent	Score	Date	Opponent	Score
9-25-72	**vs. Kansas City**	**17-20 (L)**	**9-19-05**	**vs. N.Y. Giants***	**10-27 (L)**
9-24-73	at Dallas	3-40 (L)	12-12-05	at Atlanta	17-36 (L)
11-25-74	**vs. Pittsburgh**	**7-28 (L)**	**9-25-06**	**vs. Atlanta**	**23-3 (W)**
12-3-79	**vs. Oakland**	**35-42 (L)**	**9-24-07**	**vs. Tennessee**	**14-31 (L)**
11-24-80	**vs. L.A. Rams**	**7-27 (L)**	12-10-07	at Atlanta	34-14 (W)
11-21-83	**vs. N.Y. Jets**	**28-31 (L)**	**10-6-08**	**vs. Minnesota**	**27-30 (L)**
11-19-84	**vs. Pittsburgh**	**27-24 (W)**	**11-24-08**	**vs. Green Bay**	**51-29 (W)**
10-3-88	**vs. Dallas**	**20-17 (W)**	**11-2-09**	**vs. Atlanta**	**35-27 (W)**
11-6-89	at San Francisco	13-31 (L)	**11-30-09**	**vs. New England**	**38-17 (W)**
12-18-89	**vs. Philadelphia**	**30-20 (W)**	9-20-10	at San Francisco	25-22 (W)
9-10-90	**vs. San Francisco**	**13-12 (W)**	12-27-10	at Atlanta	17-14 (W)
12-31-90	**vs. L.A. Rams**	**20-17 (W)**	**11-28-11**	**vs. N.Y. Giants**	**49-24 (W)**
12-16-91	**vs. L.A. Raiders**	**27-0 (W)**	**12-26-11**	**vs. Atlanta**	**45-16 (W)**
11-23-92	**vs. Washington**	**20-3 (W)**	**11-5-12**	**vs. Philadelphia**	**28-13 (W)**
11-22-93	at San Francisco	7-42 (L)	**9-30-13**	**vs. Miami**	**38-17 (W)**
12-20-93	**vs. N.Y. Giants**	**14-24 (L)**	12-2-13	at Seattle	7-34 (L)
11-28-94	**vs. San Francisco**	**14-35 (L)**			
12-19-94	**vs. Dallas**	**16-24 (L)**			
12-17-01	**vs. St. Louis**	**21-34 (L)**			

* Played in Giants Stadium, game originally scheduled for Sept. 18

Saints on Sunday Night
Overall: 17-13 Home: 12-9 Away: 5-4

Date	Opponent	Score	Date	Opponent	Score
10-21-84	at Dallas	27-30 OT (L)	**12-30-01**	**vs. Washington**	**10-40 (L)**
11-27-88	**vs. N.Y. Giants**	**12-13 (L)**	**12-1-02**	**vs. Tampa Bay**	**23-20 (W)**
11-26-89	**vs. L.A. Rams**	**17-20 OT (L)**	**9-28-03**	**vs. Indianapolis**	**21-55 (L)**
9-15-91	**vs. L.A. Rams**	**24-7 (W)**	**12-14-03**	**vs. N.Y. Giants**	**45-7 (W)**
11-24-91	**vs. Atlanta**	**20-23 OT (L)**	**10-17-04**	**vs. Minnesota**	**31-38 (L)**
9-27-92	**vs. San Francisco**	**10-16 (L)**	11-27-05	at N.Y. Jets	21-19 (W)
10-11-92	**vs. L.A. Rams**	**13-10 (W)**	10-10-06	at Dallas	42-17 (W)
9-5-93	**vs. Houston**	**33-21 (W)**	10-14-07	at Seattle	28-17 (W)
12-11-94	at Atlanta	20-29 (L)	**10-31-10**	**vs. Pittsburgh**	**20-10 (W)**
11-26-95	**vs. Carolina**	**34-26 (W)**	**10-23-11**	**vs. Indianapolis**	**62-7 (W)**
11-3-96	**vs. San Francisco**	**17-24 (L)**	**12-4-11**	**vs. Detroit**	**31-17 (W)**
10-5-97	at Chicago	20-17 (W)	**10-7-12**	**vs. San Diego**	**31-24 (W)**
11-22-98	at San Francisco	20-31 (L)	10-28-12	at Denver	14-34 (L)
11-21-99	at Jacksonville	23-41 (L)	**11-10-13**	**vs. Dallas**	**49-17 (W)**
11-4-01	**vs. N.Y. Jets**	**9-16 (L)**	**12-8-13**	**vs. Carolina**	**31-13 (W)**

Saints on Thursday Night
Overall: 3-4 Home: 2-0 Away: 1-4

Date	Opponent	Score	Date	Opponent	Score
12-3-92	**vs. Atlanta**	**22-14 (W)**	9-8-11	at Green Bay	34-42 (L)
9-14-07	at Indianapolis	10-41 (L)	11-29-12	at Atlanta	13-23 (L)
11-11-08	at Chicago	24-27 OT (L)	11-21-13	at Atlanta	17-13 (W)
9-9-10	**vs. Minnesota**	**14-9 (W)**			

Saints on Saturday Night
Overall: 0-1 Home: 0-1

Date	Opponent	Score
12-9-09	**vs. Dallas**	**17-24 (L)**

EXTRAPOINTS

Saints Hall of Fame

The Saints Hall of Fame Museum, located at the Mercedes-Benz Superdome, is dedicated to preserving the history of the New Orleans Saints and honoring deserving Saints players, coaches, and administrators. Memorabilia and exhibits showcase the history of the franchise as well as Saints highlight films and interactive exhibits.

HALL OF FAME INDUCTEES

1988: QB **Archie Manning**, WR **Danny Abramowicz**
1989: S **Tommy Myers**, K **Tom Dempsey**
1990: QB **Billy Kilmer**
1991: NT **Derland Moore**, RB **Tony Galbreath**
1992: RB **George Rogers**, G **Jake Kupp**, C **John Hill**
1993: LB **Joe Federspiel**
1994: GM **Jim Finks**, TE **Henry Childs**
1995: DE **Bob Pollard**, DE **Doug Atkins**
1996: CB **Dave Whitsell**, DB **Dave Waymer**
1997: LB **Rickey Jackson**, T **Stan Brock**
1998: RB **Dalton Hilliard**, LB **Sam Mills**
1999: QB **Bobby Hebert**, WR **Eric Martin**
2000: LB **Vaughan Johnson**, LB **Pat Swilling**
2001: TE **Hoby Brenner**, DE **Jim Wilks**
2002: Coach **Jim Mora**, DE **Frank Warren**
2003: DE **Wayne Martin**, G/T **Jim Dombrowski**
2004: Def. Coord. **Steve Sidwell**, RB **Reuben Mayes**
2006: C **Joel Hilgenberg**
2007: DE **Joe Johnson**
2008: T **William Roaf**
2009: K **Morten Andersen**
2010: WR **Joe Horn**
2011: S **Sammy Knight**
2012: Owner/Chairman of the Board **Tom Benson**, RB **Deuce McAllister**
2013: DT **La'Roi Glover**
2014: QB **Aaron Brooks**, K **John Carney**

JOE GEMELLI "FLEUR-DE-LIS" AWARD

(Awarded yearly to a person who has contributed to the betterment of the Saints organization)

1989: **Al Hirt**
1990: **Joe Gemelli**
1991: **Dave Dixon**
1992: **Charlie Kertz**
1993: **Wayne Mack**
1994: **Erby Aucoin**
1995: **Aaron Broussard**
1996: **Marie Knutson**
1997: **Angela Hill**
1998: **Joe Impastato**
1999: **Frank Wilson**
2000: **Bob Remy**
2001: **Peter (Champ) Clark**
2002: **Dean Kleinschmidt**
2003: **Jim Fast**
2004: **Bob Roesler**
2006: **Buddy Diliberto**
2007: **Saints Fans**
2008: **Barra Birrcher**
2009: **Jerry Romig**
2010: **Dan Simmons, Glennon Powell**
2011: **Bruce Miller**
2012: **Jim Henderson**
2013: **Peter Finney**
2014: **Al Nastasi, Tony Piazza**

EXTRA POINTS

SAINTS IN LOUISIANA SPORTS HALL OF FAME

The Louisiana Sports Hall of Fame is dedicated to honoring sports legends who are natives of Louisiana or who played, coached or served as an administrator in the state of Louisiana.

1974: **RB Jim Taylor**
1988: **QB Archie Manning**
1992: **WR Danny Abramowicz**
1997: **RB Dalton Hilliard**
1999: **LB Rickey Jackson**
2000: **GM Jim Finks, QB Bobby Hebert**
2001: **LB Sam Mills**
2003: **Coach Jim Mora**
2006: **WR Eric Martin**
2007: **LB Pat Swilling**
2009: **T William Roaf**
2011: **K Morten Andersen, LB Vaughan Johnson, FB Buford Jordan**
2012: **RB Deuce McAllister**
2013: **QB Tommy Hodson**
2014: **Owner/Chairman of the Board Tom Benson**

WELCOME TO THE Mercedes-Benz Superdome

The Mercedes-Benz Superdome, home of the New Orleans Saints, is one of the nation's premier sports and entertainment venues. Originally constructed in 1975, the 39-year old building has continued to serve as one of the nation's top facilities since a $336 million renovation of the building that was completed in 2011, most recently hosting Super Bowl XLVII, the 2012 NCAA Men's Final Four and the 2012 BCS College Football National Championship Game and WrestleMania XXX in 2014.

Since the Mercedes-Benz Superdome opened in 1975 (originally the Louisiana Superdome until 2011), it has served as the home of the Saints, with every ticket sold out on a season ticket basis since the club returned to the facility in 2006, following a one-year hiatus due to Hurricane Katrina. The stadium is the site of the New Orleans Bowl and Sugar Bowl and also hosts world class concerts and other special events that keep it busy year round.

To cap off the stadium's rebirth, the facility was renamed the "Mercedes-Benz Superdome" in 2011 after reaching a 10-year comprehensive naming rights and sponsorship agreement with Mercedes-Benz USA.

Since the start of the Mercedes-Benz Superdome's renovation in 2006, counting preseason and playoff games, the Saints have played to 71 consecutive sellouts. They set a team record for attendance inside the stadium in 2011 with 584,336 fans during the regular season, an average of 73,042 per game. The Saints' largest crowd in the Mercedes-Benz Superdome occurred on December 29, 2013, when 73,150 fans packed the stadium for a matchup against the Tampa Bay Buccaneers.

In addition to the Saints, Super Bowls and other championship sporting events have been a prominent part of the history of the Mercedes-Benz Superdome. No other facility can match the seven Super Bowls played inside the stadium following Super Bowl XLVII, played on February 3, 2013. The stadium has also played host to five NCAA men's basketball Final Fours and three BCS College Football Championship games hosted by the Sugar Bowl.

Ground was broken on the Superdome on August 11, 1971. The facilities opened its doors on August 3, 1975 and the first football game was played on August 9 when the Saints hosted the Houston Oilers in a preseason contest. After being inoperative for a year due to damage sustained during Hurricane Katrina, the stadium reopened to a nationally televised audience on September 25, 2006 when the Saints defeated the Atlanta Falcons 23-3.

Almost immediately after the Saints defeated the Minnesota Vikings 31-28 in overtime in the NFC Championship on January 24, 2010 to advance to the Super Bowl for the first time, the stadium underwent its most comprehensive enhancement and renovations over an 18-month period. Among the upgrades were the addition of 15 luxury suites to increase the building's number to 152, widened concourses and a revamped plaza level moving patrons closer to the action, adding 3,400 lower bowl seats, renovation of four club lounges and the construction of two field level bunker club lounges, Wi-Fi throughout the stadium's campus and a brand-new team store. Outside of the Mercedes-Benz Superdome, a new exterior skin with bronze panels was created, flanked by the addition of "Mercedes-Benz Superdome" signage on the roof. A new exterior lighting system has the ability of utilizing every color of the rainbow to showcase various designs and messages in the evening, which can be seen from miles away.

As part of a long-term lease agreement between the Saints and the State of Louisiana through 2025 which resulted in these stadium upgrades, the Benson family and the State of Louisiana have also co-developed a state-of-the-art 121,000 square foot entertainment zone called Champions Square presented by Verizon, which first opened in 2010. The fan entertainment area operates before and after Saints games and features a large music stage, a 32 x 18 foot LED video board, a state-of-the-art sound system, special lighting and multiple food vendors to create a tailgate evironment for fans. It can accommodate more than 9,000 people. Champions Square is also one of the city's top concert venues, hosting the "Bold Sphere Music at Champions Square" series featuring well-known local and national acts. In addition to the food available from a group of restaurants that celebrate New Orleans' rich culinary heritage, there is also an ultra-modern lounge, club XLIV, which provides a luxurious experience for fans and is available year round for private rental.

SINCE 1909

LIVE. CLICK. PRINT.

BENNETT'S THE BIG PHOTOGRAPHIC STORE

with Bennett's Camera

504.885.9050 | WWW.BENNETTSCAMERA.COM

cameras
film processing
custom framing
video transfers

restorations
fine art prints
greeting cards
enlargements

& more...

Official Photographic Sponsor of the New Orleans Saints

SAINTS

2014 SEASON SCHEDULE

DATE	OPPONENT	TIME	TV
	PRESEASON		
Friday, Aug. 8	at St. Louis Rams	7:00 pm	CST
Friday, Aug. 15	**vs. Tennessee Titans**	**7:00 pm**	**CST**
Saturday, Aug. 23	at Indianapolis Colts	7:00 pm	CBS
Thursday, Aug. 28	**vs. Baltimore Ravens**	**7:00 pm**	**CST**
	REGULAR SEASON		
Sunday, Sept. 7	at Atlanta Falcons	12:00 pm	FOX
Sunday, Sept. 14	at Cleveland Browns	12:00 pm	FOX
Sunday, Sept. 21	**vs. Minnesota Vikings**	**12:00 pm**	**FOX**
Sunday, Sept. 28	at Dallas Cowboys	7:30 pm	NBC
Sunday, Oct. 5	**vs. Tampa Bay Buccaneers**	**12:00 pm**	**FOX**
Sunday, Oct. 12	*BYE WEEK*		
Sunday, Oct. 19	at Detroit Lions	12:00 pm	FOX
Sunday, Oct. 26	**vs. Green Bay Packers**	**7:30 pm**	**NBC**
Thursday, Oct. 30	at Carolina Panthers	7:25 pm	NFL Network
Sunday, Nov. 9	**vs. San Francisco 49ers**	**12:00 pm**	**FOX**
Sunday, Nov. 16	**vs. Cincinnati Bengals**	**12:00 pm**	**CBS**
Monday, Nov. 24	**vs. Baltimore Ravens**	**7:30 pm**	**ESPN**
Sunday, Nov. 30	at Pittsburgh Steelers	12:00 pm	FOX
Sunday, Dec. 7	**vs. Carolina Panthers**	**12:00 pm**	**FOX**
Monday, Dec. 15	at Chicago Bears	7:30 pm	ESPN
Sunday, Dec. 21	**vs. Atlanta Falcons**	**12:00 pm**	**FOX**
Sunday, Dec. 28	at Tampa Bay Buccaneers	12:00 pm	FOX

HOME GAMES IN BOLD • ALL TIMES CENTRAL • WWW.NEWORLEANSSAINTS.COM

THANK YOU TO OUR

2014 PATRON SAINTS PARTNERS

BlueLine Rental
Bud Light
Chevron Human Energy
Coors Light
Coca-Cola
Cox
Entergy The Power of People
Mercedes-Benz
Ochsner Healthcare With Peace Of Mind
Peoples Health
PrimeSport
Sanderson Farms 100% Natural
verizon
Whitney
Winn-Dixie

Go marching in.

Welcome back for the 2014–2015 season.

We welcome you back for the 2014–2015 season and are looking forward to another great year with the Saints and the City of New Orleans.

Mercedes-Benz
The best or nothing.

Image courtesy of New Orleans Louisiana Saints, L.L.C. and the Mercedes-Benz Superdome; Photographer credit to Michael C. Hebert.
©2014 Mercedes-Benz USA, LLC