



# NEW ORLEANS SAINTS

**WEEKLY MEDIA INFORMATION GUIDE**

## **WASHINGTON COMMANDERS VS. NEW ORLEANS SAINTS**

**DECEMBER 15, 2024 @ CAESARS SUPERDOME**

**GAME INFORMATION | ROSTERS | DEPTH CHART | STATISTICS | PLAYER MINIBIOS**



# WEEKLY RELEASE

NEW ORLEANS SAINTS



## WASHINGTON COMMANDERS [8-5] VS. NEW ORLEANS SAINTS [5-8]



GAME #14

SUNDAY, DECEMBER 15, 2024 - 12:00 P.M. (CST)  
CAESARS SUPERDOME - NEW ORLEANS, LA.

### THE MATCHUP

The New Orleans Saints (5-8) notched their fifth victory of 2024 in a dramatic 14-11 win at the New York Giants and return home to close out their season's NFC East slate against the Washington Commanders (8-5). The Saints and Commanders have met 28 times, with Washington holding a 17-11 advantage in the series. Dating back to 2003, six of the nine contests have been decided by eight points or less, but the last two meetings have been Saints victories by 24 and 11-point margins.

Jumping ahead 14-3 after three quarters, the Black and Gold were engaged in a black and blue battle with Big Blue at MetLife Stadium in the fourth quarter. Two big plays on defense and special teams in the last 1:52 swung the pendulum on the side of the Saints. Following the win, the Black and Gold remain two games behind the Tampa Bay Buccaneers in the NFC South division race and improved to one game behind second place Atlanta

Before being forced to leave the contest following injuries suffered in a courageous scramble for a nine-yard gain with 4:06 remaining in the fourth quarter, QB **Derek Carr** completed 20-of-31 passes for 219 yards with one touchdown.

Carr's top two targets were his two tight ends, **Juwan Johnson**, who caught four passes for a club-best 50 yards, including a 11-yard touchdown and **Foster Moreau**, who had two grabs for 40 yards, including a game-long 32-yard grab in the third quarter that set up Johnson's third touchdown reception of the season.

In the first quarter, New Orleans responded to adverse field position at their two-yard line, by embarking on a nine-play, 98-yard drive, their longest scoring drive in eight seasons, ending with an eight-yard touchdown run by RB **Kendre Miller**.

A resurgent defense helped pace New Orleans in the victory. The defensive line was sturdy against New York's running backs, only surrendering 53 rushing yards. DTs **Bryan Bresee** and **Khalen Saunders** recorded sacks. LB **Demario Davis** had a fourth quarter interception to go with eight tackles. The Saints had a season-high 13 passes defended.

In addition to his big plays on defense, where he leads the team and ranks second among NFL defensive tackles with 7.5 sacks, Bresee saved the contest from going to overtime when he blocked a 35-yard field goal attempt with 11 seconds left.

### CALLING THE ACTION

**TV:** FOX (WVUE FOX 8 locally) - Kenny Albert (play-by-play), Jonathan Vilma (color analyst) and Megan Olivi (sideline reporter)

**NATIONAL RADIO:** Sports USA Radio - Josh Appel (play-by-play) and Brandon Noble (color analyst)

**LOCAL RADIO:** WWL (870 AM and 105.3 FM) - Mike Hoss (play-by-play), Deuce McAllister (color analyst) and Jeff Nowak (sideline reporter)

**SPANISH LANGUAGE RADIO:** Tropical Radio (830 AM, 94.7 FM-Baton Rouge and 105.7 FM-New Orleans) - Mario Jerez (play-by-play), Juan Carlos Ramos (color analyst) and Victor Quinonez (sideline)

**THE HEAD COACHES**



In his 32nd year of coaching, his 16th in the National Football League and sixth with the Saints, Darren Rizzi was named interim head coach of the New Orleans Saints on November 4, 2024. Rizzi has coordinated highly successful special teams units for the Miami Dolphins [2010-18] and Saints [2019-present]. He also added assistant head coach responsibilities in 2022 in New Orleans and also had associate head coach duties in Miami from 2017-18.

Rizzi's units have ranked in the top half of NFL writer Rick Gosselin's annual special teams rankings in 12 of the 13 full years that he has served as a coordinator, including first in 2019, fifth in both 2020 and 2021 and second in 2023. Since he entered the NFL coaching ranks in 2009, seven special teams players have been named to eight Pro Bowls under his tutelage. Rizzi has also coached six players to the NFL All-Rookie team in the past ten years.

Over his Saints coaching career, Rizzi's work on special teams have made the kicking game an integral part of New Orleans' success since 2019. Over that period, J.T. Gray's 81 tackles over that period rank first in the NFL. The punting game has produced the top three seasons in club history for punts inside-the-20-yard line. Since 2019, the Saints have excelled in the return game. Over the five-and-a-half season period, the team ranks seventh in the NFL in punt return average [10.3] and second in punt return touchdowns [3]. The coverage units have allowed the third-lowest punt return average [7.1].

Last season, New Orleans finished in the Top 10 in the NFL in 13-of-22 special teams categories, leading or sharing the lead in five of them and finishing second in two others.

A native of Hillsdale, N.J. and graduate of Bergen Catholic High School, Rizzi played tight end at Rhode Island, where he first walked on in 1988. He went on to tally 160 receptions for 2,426 yards [15.2 avg.] and 15 touchdowns in his collegiate career and was a consensus All-American in 1992, earning a degree in speech communications.

Rizzi and his wife, Tracey, have two daughters and three sons.



Dan Quinn became the 31st coach in Washington history on Feb. 3, 2024. Quinn joined the Commanders with 21 years of coaching experience, most recently serving as the defensive coordinator of the Dallas Cowboys from 2021-23. In 2021, he was named Assistant Coach of the Year by the *Associated Press*. In his first season in charge of the Commanders, Quinn has Washington in the NFC playoff mix with an 8-5 record, while shepherding the progress of NFL Offensive Rookie of the Year contender, QB Jayden Daniels.

From 2021-23, Quinn's unit ranked No. 5 in the NFL in points per game [19.9], No. 7 in net yards allowed per game [327.0], No. 6 in sacks [141] and No. 1 in interceptions [59].

Prior to his time in Dallas, Quinn spent six seasons [2015-20] as the head coach of the Atlanta Falcons where he led Atlanta to Super Bowl LI. He finished his career with the Falcons with a 43-42 regular-season record and a 3-2 postseason mark.

Before his time in Atlanta, Quinn served as the defensive coordinator for the Seattle Seahawks for two seasons [2013-14] and oversaw a defense that helped guide Seattle to consecutive Super Bowl appearances. The Seahawks defense ranked No. 1 in the NFL in fewest yards allowed [270.4], points allowed [15.2] and passing yards allowed [178.8] all while holding offenses to just 91.6 rushing yards per game during Quinn's tenure with the team.

Before joining Seattle for his second stint, Quinn coached for the University of Florida [2011-12], the Seattle Seahawks [2009-10], New York Jets [2007-08], Miami Dolphins [2005-06], San Francisco 49ers [2001-04], Hofstra University [1996-2000], VMI [1995] and William & Mary [1994].

Quinn played defensive line for Salisbury for four seasons [1990-93] and was a four-year letterwinner and two-time co-captain. He also lettered in track and field and held the school record in the hammer throw until 2012. Quinn was inducted into the Salisbury Athletic Hall of Fame in 2005.

Quinn was born Sept. 11, 1970 in Morristown, N.J. and is married [Stacey].

**STATISTICAL COMPARISON**

**2024 Regular Season League Rankings**

	<b>Saints</b>	<b>Washington</b>
Record	5-8	8-5
Scoring Avg. [NFL Rank]	22.3 [17]	28.9 [4]
Opp. Scoring Avg. [NFL Rank]	22.4 [14t]	22.8 [17]
Total Off. [NFL Rank]	341.5 [14]	377.6 [5]
Rushing Off. [NFL Rank]	128.7 [10]	156.9 [3]
Passing Off. [NFL Rank]	212.8 [19t]	220.7 [18]
Total Def. [NFL Rank]	380.5 [30]	327.7 [12]
Rushing Def. [NFL Rank]	134.2 [25]	137.0 [27]
Passing Def. [NFL Rank]	246.3 [28]	190.7 [5]
Punt Return Avg. [NFL Rank]	13.9 [2]	10.5 [11]
Kickoff Return Avg. [NFL Rank]	26.6 [19]	29.3 [7]
Turnover Margin [NFL Rank]	+2 [13t]	+4 [9t]
Possession Avg.	29:44	30:30
Touchdowns	33	41
Penalties	81	78
Penalty Yards	765	620
Opp. Penalties	85	76
Opp. Penalty Yards	705	630

**SERIES HISTORY**

The New Orleans Saints and Washington Commanders first met in 1967, the Black and Gold's inaugural campaign. In both the inaugural season of the Saints and the 1969 campaign, the two clubs played against each other twice a season in the National Football League's Capitol division, prior to the formation of two conferences and the the NFC West in 1970. New Orleans has posted a 11-17 record against Washington. It is a series defined by tight, hard-fought games.

11 of the 28 games between the Saints and Washington have been decided by seven points or less, five by a field goal or less. The Saints have a 5-9 home record against Washington. Below is a view of the all-time results:

<b>Date</b>	<b>Site</b>	<b>Result</b>
<b>9/24/67</b>	<b>Tulane Stadium</b>	<b>L, 10-30</b>
12/17/67	D.C. Stadium	W, 30-14
<b>9/22/68</b>	<b>Tulane Stadium</b>	<b>W, 37-17</b>
<b>9/21/69</b>	<b>Tulane Stadium</b>	<b>L, 20-26</b>
12/14/69	R.F.K Stadium	L, 14-17
10/31/71	R.F.K. Stadium	L, 14-24
<b>10/28/73</b>	<b>Tulane Stadium</b>	<b>W, 19-3</b>
9/21/75	R.F.K. Stadium	L, 3-41
10/28/79	R.F.K. Stadium	W, 14-10
10/26/80	R.F.K. Stadium	L, 14-22
<b>12/26/82</b>	<b>Superdome</b>	<b>L, 10-27</b>
<b>10/5/86</b>	<b>Superdome</b>	<b>L, 6-14</b>
11/6/88	R.F.K. Stadium	L, 24-27
<b>10/1/89</b>	<b>Superdome</b>	<b>L, 14-16</b>
11/18/90	R.F.K. Stadium	L, 17-31
<b>11/23/92</b>	<b>Superdome</b>	<b>W, 20-3</b>
<b>9/11/94</b>	<b>Superdome</b>	<b>L, 24-38</b>
<b>12/30/01</b>	<b>Superdome</b>	<b>L, 10-40</b>
10/13/02	FedEx Field	W, 43-27
11/30/03	FedEx Field	W, 24-20
<b>12/17/06</b>	<b>Superdome</b>	<b>L, 10-16</b>
9/14/08	FedEx Field	L, 24-29
12/6/09	FedEx Field	W, 33-30
<b>9/9/12</b>	<b>Superdome</b>	<b>L, 32-40</b>
11/15/15	FedEx Field	L, 14-47
<b>11/19/17</b>	<b>Superdome</b>	<b>W, 34-31</b>
<b>10/8/18</b>	<b>Superdome</b>	<b>W, 43-19</b>
10/10/21	FedEx Field	W, 33-22

**SUPERLATIVES**

A look at the top individual performances for Saints players against Washington in the previous 28 meetings:

**RUSHING YARDAGE [100+yards]:**

• RB Deuce McAllister - 30 carries for 165 yards, @ FedEx Field, November 30, 2003

**CONTINUED ON NEXT PAGE**

**SUPERLATIVES**

**SUPERLATIVES (Cont.)**

- RB Andy Livingston - 27 carries for 142 yards and one TD, @ Tulane Stadium, September 21, 1969.
- RB Mark Ingram - 11 carries for 134 yards and one TD, @ Mercedes-Benz Superdome, Nov. 19, 2017
- RB Don McCall - 16 carries for 127 yards and two TDs, @ Tulane Stadium, September 22, 1968.
- RB Deuce McAllister - 29 carries for 121 yards, @ FedEx Field, October 13, 2002.
- RB Jimmy Rogers - 15 carries for 114 yards and one touchdown, @ R.F.K Stadium, October 26, 1980.

**PASSING YARDAGE vs. WASHINGTON (300+yards)**

- QB Drew Brees - 35 of 49 for 419 yards and two touchdowns @ FedEx Field, December 6, 2009.
- QB Drew Brees - 29 of 41 for 385 yards and two TDs @ Mercedes-Benz Superdome, Nov. 19, 2017.
- QB Drew Brees - 26 of 29 for 363 yards and three TDs @ Mercedes-Benz Superdome, Oct. 8, 2018.
- QB Jim Everett - 31 of 46 for 376 yards and two TDs @ the Louisiana Superdome, September 11, 1994.
- QB Drew Brees - 24 of 52 for 339 yards and three TDs @ Mercedes-Benz Superdome, Sept. 9, 2012.

**RECEIVING YARDAGE vs. WASHINGTON (100+yards)**

- WR Eric Martin - Ten receptions for 146 yards and one TD, @ R.F.K Stadium, November 6, 1988.
- WR Danny Abramowicz - Seven receptions for 144 yards, @ D.C. Stadium, December 17, 1967.
- WR Robert Meachem - Eight receptions for 142 yards and one TD, @ FedEx Field, December 6, 2009.
- WR Eric Martin - Ten receptions for 131 yards, @ R.F.K Stadium, November 18, 1990.
- WR Lance Moore - Six receptions for 120 yards and one TD, @ Mercedes-Benz Superdome, Sept. 12, 2012
- WR Tre'quan Smith- Three receptions for 111 yards and two TDs @ Mercedes-Benz Superdome, Oct. 8, 2018.

**SACKS vs. WASHINGTON (3+)**

- Defensive end Darren Howard - 3, @ FedEx Field, October 13, 2002.

**LAST MEETING**

**Saints 33, Washington Football Team 22; October 10, 2021 @ FedEx Field Landover, Md.** – After Jameis Winston connected with Marquez Callaway on a Hail Mary touchdown on the final play of the first half, Sean Payton recalled a similar play in his first season as New Orleans Saints coach.

15 years ago, his team's Hail Mary in Atlanta overshadowed a halftime performance by country music duo Sugarland. Payton on Sunday thought to himself: "If there was any halftime entertainment, that's a tough spot to be in."

This one was even sweeter. The Hail Mary was one of Winston's four touchdown passes, as he overcame two turnovers to help the Saints beat Washington 33-22 for a bounce-back victory.

"Turnovers are going to happen – you just don't want the trickle-down effect to happen," said Winston, who completed 15 of 30 passes for 279 yards and made up for an inexplicable interception on the first possession and a fumble on Chase Young's first sack of the season. "We played efficient football. We made plays when we needed it."

The win came at a cost with two more injuries. Winston took every snap at quarterback for the first time this season, a necessity after Taysom Hill suffered a concussion while trying to catch a pass in the second quarter.

Winston completed a 72-yard touchdown pass to Deonte Harris, who departed with a hamstring injury. He also connected with Callaway on the 49-yard Hail Mary TD, found Callaway wide open from 12 yards out early in the fourth quarter and sent Washington fans to the exits with a pass to Alvin Kamara that turned into a 19-yard score.

Kamara also had a 23-yard TD run, returned punts in Harris' absence and racked up 151 total yards.

"Any time I'm catching the ball, I love it," said Kamara, who didn't have a reception last week in the overtime loss to the New York Giants. "I think it adds an aspect to our offense. We had an opportunity to do that."

The Saints picked off Taylor Heinicke twice and put some pressure on him a week after not sacking the Giants' Daniel Jones. Antonio Gibson ran for two touchdowns, but Washington could not outscore another rough performance by its defense.

## CONNECTIONS

Saints defensive tackle **Bryan Bresee** prepped at Damascus [Md.] HS, where he helped his team to the Maryland state championship as a senior and was a *Sports Illustrated* first-team postseason All-American. Bresee was also a two-time first-team *USA Today* All-American and first-team *Washington Post* All-Met defensive lineman as both a junior and a senior...New Orleans defensive end **Chase Young** prepped at Dematha Catholic (Hyattsville, Md.) HS and was the second overall pick in the 2020 NFL Draft by Washington, capturing the *Associated Press* NFL Defensive Rookie of the Year, where he played from 2020-23. Dematha won the Maryland state title Young's senior year, when he was a consensus 5-star prospect and the No. 1 player in Maryland. In addition to being teammates in Washington, Young and Commanders wide receiver **Terry McLaurin** were college teammates at Ohio State along with Saints linebacker **Pete Werner** and Washington defensive end **Javontae Jean-Baptiste**. Both Saints Interim Head Coach **Darren Rizzi** and Jean-Baptiste were former high school standouts at Bergen Catholic (Oradell, N.J.)...Commanders cornerback **Marshon Lattimore** was a first round selection of New Orleans in 2017, was the *Associated Press* Defensive Rookie of the Year, and played for the Saints from 2017-24, earning four Pro Bowl selections...New Orleans defensive tackle **John Ridgeway III** played for Washington from 2022-23. Ridgeway played for Washington Head Coach **Dan Quinn** when he was defensive coordinator in Dallas in 2022 and was a Cowboys teammate of Commanders defensive ends **Dorance Armstrong** and **Dante Fowler Jr.** Washington quarterback **Jayden Daniels** played at Louisiana State University from 2022-23 and was the 2023 Heisman Trophy winner for the Tigers...Washington quarterback **Jeff Driskel** played at Louisiana Tech in 2015 and was a teammate of Saints defensive back **Will Harris** in 2019 with the Detroit Lions. Harris and Saints running back **Jamaal Williams** played with Washington Assistant Quarterbacks Coach **David Blough** in Detroit. New Orleans offensive lineman **Oli Udoh** played with Blough in Minnesota in 2022...New Orleans quarterback **Derek Carr** and tight end **Foster Moreau** and Washington quarterback **Marcus Mariota** and defensive end **Clelin Ferrell** were all teammates with the Las Vegas Raiders.

New Orleans defensive tackle **Nathan Shepherd** and Commanders linebacker **Frankie Luvu** were teammates with the New York Jets from 2018-20...Saints area scout **Joey Vitt** is a native of Towson, Md., who attended Towson...New Orleans cornerback **Kool-Aid McKinstry** and Washington running back **Brian Robinson Jr.** and defensive tackle **Phil Mathis** were college teammates at Alabama in 2021. Mathis prepped at Neville (Monroe, La.) HS...New Orleans safety **Tyrann Mathieu**, defensive end **Tanoh Kpassagnon**, defensive tackle **Khalen Saunders** and wide receiver **Marquez Valdes-Scantling** and Washington guard **Nick Allegretti** were teammates with the Kansas City Chiefs. Valdes-Scantling and Fowler were high school teammates at Lakewood (St. Petersburg, Fl.) HS...Washington Senior Defensive Assistant **John Pagano** served on the New Orleans coaching staff from 1996-97 and also served on the Louisiana Tech coaching staff in 1994 and the University of Mississippi staff in 1995...New Orleans tackle **Landon Young** and Washington running back **Chris Rodriguez Jr.** were college teammates at Kentucky...New Orleans running back **Kendre Miller** and Washington tackle **Brandon Coleman** were teammates with at TCB from 2021-23...Saints linebacker **Jaylan Ford** and Washington guard **Sam Cosmi** and safety **Tyler Owens** were college teammates at the University of Texas...Washington Defensive Line Coach **Darryl Tapp** played for New Orleans in 2016...New Orleans Senior Offensive Assistant **Rick Dennison** tutored Washington Run Game Coordinator/Running Backs **Anthony Lynn** on special teams in Denver from 1997-99 and then the two served on same Broncos coaching staff from 2000-02. Lynn tutored Williams in Detroit in 2021, when he served as offensive coordinator. Saints Offensive Coordinator **Klint Kubiak**, Tapp and Lynn served on the same San Francisco 49ers coaching staff in 2023...Washington tackle **Trent Scott** played at Grambling State from 2013-17...Saints guard **Nick Saldiveri** played at Old Dominion...Washington tackle **Cornelius Lucas** prepped at Edna Karr HS and played in one game for New Orleans in 2018...Saints Tight Ends Coach **Clancy Barone** and Commanders Offensive Quality Control Coach **Shane Toub** served on the same Chicago staff from 2020-21...Commanders Offensive Coordinator **Kliff Kingsbury** was on the Saints practice squad in 2004. Saints Secondary Coach **Marcus Robertson** was on Kingsbury's coaching staff with the Arizona Cardinals from 2019-22.

**CONNECTIONS**

**CONTINUED FROM PREVIOUS PAGE-CONNECTIONS**

Norton, Robertson and Saints Defensive Coordinator **Joe Woods** served on the same Oakland Raiders...Commanders defensive tackle **Sheldon Day** played for Woods when he was defensive coordinator in Cleveland from 2020-21. Woods and Quinn served on the same coaching staff at Hofstra from 1998-2000...Washington Senior Advisor to Team President **Doug Williams** is a former standout QB at Grambling State and also served as their head coach for two stints...Washington College Scout **Chuck Cook** played wide receiver, running back and defensive back at Southern Mississippi and his late father Hamp Cook was a longtime scout for New Orleans...Commanders National Scout **Dwaune Jones** served in the Saints college scouting department from 2005-16...Saints Strength and Conditioning Coach **Charles Byrd** was a member of the Washington practice squad in 2005...Washington defensive tackle **Jayln Holmes** played for New Orleans in 2021. Holmes and Udoh were teammates in Minnesota in 2020. Saints guard/center **Lucas Patrick** and Holmes were teammates in Chicago in 2022.. Washington Special Teams Coordinator **Larry Izzo**, Assistant Special Teams Coach **John Glenn** and Linebackers Coach **Ken Norton Jr.** tutored New Orleans defensive back **Ugo Amadi** in Seattle. Amadi and Commanders linebackers **Nick Bellore** and **Bobby Wagner** were teammates in Seattle...New Orleans Wide Receivers Coach **Keith Williams** spent the 1994 preseason with Washington.....Commanders safety **Percy Butler** prepped at Plaquemine (La.) HS and was a standout at Louisiana-Lafayette...Williams was a college teammate of Commanders cornerback **Michael Davis** at BYU...Saints guard **Cesar Ruiz** played with Commanders cornerback **Mike Sainristil** and safety **Benjamin St. Juste** at Michigan. Saints defensive back **Jordan Howden** and St. Juste were college teammates at Minnesota.

**PRONUNCIATION GUIDE**

DB	<b>Ugo Amadi</b> [ooh-go uh-MAH-dee]
DT	Bryan <b>Bresee</b> [bruh-ZEE]
LB	<b>Demario</b> Davis [duh-MAR-ee-oh]
DE	Isaiah <b>Foskey</b> [FAW-skee]
T	<b>Taliese Fuaga</b> [tah-lee-ESS-ay Foo-AH-gah]
K	Blake <b>Grupe</b> [GROOP-ee]
QB	Jake <b>Haener</b> [HAY-ner]
TE	<b>Dallin Holker</b> [DAL-in HOLE-ker]
DB	Shemar <b>Jean-Charles</b> [John Charles]
RB	Alvin <b>Kamara</b> [kuh-Mare-UH]
DE	<b>Tanoh Kpassagnon</b> [tawn-oh pass-N-yo]
S	<b>Tyrann Mathieu</b> [ty-REN MATH-you]
TE	Foster <b>Moreau</b> [MORE-oh]
WR	Chris <b>Olave</b> [oh-LAH-vay]
DT	<b>Khalen</b> Saunders [KAWL-en]
LB	<b>Nephi Sewell</b> [KNEE-fy soo-ul]
WR/RS	<b>Rashid</b> Shaheed [rah-SHEED]
K	Charlie <b>Smyth</b> [Smith]
WR	<b>Equanimeous</b> St. Brown [eck-wah-nihm-ee-ous]
CB	<b>Alontae</b> Taylor [uh-LAWN-tay]
OL	<b>Olisaemeka Udoh</b> [OH-lee-suh-MEE-kah OO-doe]
WR	<b>Marquez</b> Valdes-Scantling [mar-KWEZ]

**NEXT GAME**

Following the completion of the team’s 2024 NFC East slate with the Commanders, the Saints will go on the road to Lambeau field for their final scheduled prime time contest of the season. The Saints will face the Packers on Monday Night Football on December 23 in a contest nationally televised on ESPN and ABC. In the last meeting between the teams, the Packers had a fourth quarter come-from-behind 18-17 victory at Lambeau Field on September 24, 2023, in a contest where QB Derek Carr was forced to leave the game in the second half with a shoulder injury.

**TRANSACTIONS**

**July**

**17** - Placed WR **Bub Means** on Non-Football Injury.

**TRANSACTIONS (JULY 18-AUG 28)**

**July**

**18** - Placed DE **Chase Young**, DE **Tanoh Kpassagnon**, LB **Nephi Sewell** and TE **Juwan Johnson** on Active/PUP, placed T **Ryan Ramczyk** on Reserve/PUP, placed WR **Chris Olave** on Non-Football Injury and activated WR **Bub Means** from Non-Football Injury.

**20** - Agreed to terms with WR **Rashid Shaheed** on a one-year contract extension.

**22** - Agreed to terms with WR **Kevin Austin Jr.**

**23** - Activated WR **Chris Olave** from Non-Football Injury and DE **Chase Young** from Active/PUP.

**27** - Signed T **Chandler Brewer**. Waived G **Nouri Nouili**.

**28** - Signed G **Tremayne Anchrum Jr.** and T **Jesse Davis**, placed T **Justin Herron** on Injured Reserve and waived OL **Mark Evans II**.

**August**

**1** - Re-signed WR **Marquez Callaway** and waived/injured TE **Tommy Hudson**.

**2** - Signed WR **Samson Nakua** and terminated the contract of QB **Nathan Peterman**.

**3** - Signed TEs **Kevin Rader** and **Mason Fairchild**. Terminated contract of TE **Jesper Horsted**. Waived/injured WR **Jermaine Jackson** and placed TE **Tommy Hudson** on Injured Reserve.

**4** - Placed WR **Jermaine Jackson** on Injured Reserve.

**6** - Signed LB **Mike Rose** and waived/injured T **Chandler Brewer**.

**7** - Re-signed OL **Mark Evans II**. Waived TE **Mason Fairchild**.

**8** - Agreed to terms with LB **Pete Werner** on a three-year contract extension.

**9** - Reached injury settlement with TE **Tommy Hudson**.

**11** - Re-signed WR **Shaq Davis** and terminated the contract of WR **Marquez Callaway**.

**13** - Signed CB **Kaleb Ford-Dement**. Waived FB **Zander Horvath**. Reached injury settlement with WR **Jermaine Jackson**.

**14** - Re-signed TE **Mason Fairchild**. Waived DT **Kyler Baugh**.

**20** - Signed CB **Joejuan Williams**, activated TE **Juwan Johnson** from the Physically Unable to Perform list and waived/injured C **Sincere Haynesworth**.

**22** - Placed C **Sincere Haynesworth** on Injured Reserve.

**23** - Signed DT **Camron Peterson**, re-signed LB **Andrew Dowell** and waived/injured DE **Trajan Jeffcoat**.

**27** - Terminated contracts of S **Johnathan Abram**, S **Ugo Amadi**, G **Tremayne Anchrum Jr.**, T **Jesse Davis**, LBs **Andrew Dowell** and **Khaleke Hudson**, OL **Shane Lemieux**, WR **Stanley Morgan Jr.**, RB **James Robinson**, WR **Equanimeous St. Brown**, S **Roderic Teamer** and CB **Joejuan Williams**. Waived WR **Kevin Austin Jr.**, S **Millard Bradford**, WR **Shaq Davis**, OL **Mark Evans II**, T **Josiah Ezirim**, TE **Mason Fairchild**, P **Lou Hedley**, DT **Jack Heflin**, G **Kyle Hergel**, TE **Michael Jacobson**, DB **Shemar Jean-Charles**, S **Lawrence Johnson**, RB **Jacob Kibodi**, DE **Niko Lalos**, CB **Mac McCain**, WR **Samson Nacua**, LBs **Monty Rice** and **Mike Rose**, K **Charlie Smyth** and LB **Isaiah Stalbird**. Placed RB **Kendre Miller** [designated to return] and DT **Camron Peterson**, TE **Kevin Rader** and CB **Rejohn Wright** on Injured Reserve. Placed DE **Tanoh Kpassagnon** and LB **Nephi Sewell** on Reserve/PUP.

**28** - Terminated contracts of DT **Kendal Vickers** and **Chandler Brewer**. Signed S **Johnathan Abram**, S **Ugo Amadi**, WR **Kevin Austin Jr.**, S **Millard Bradford**, T **Josiah Ezirim**, TE **Mason Fairchild**, G **Kyle Hergel**, LB **Khaleke Hudson**, TE **Michael Jacobson**, RB **Jacob Kibodi**, DE **Niko Lalos**, OL **Shane Lemieux**, K **Charlie Smyth**, LB **Isaiah Stalbird**, WR **Equanimeous St. Brown** and **Vickers** to the practice squad and reached injury settlements with C **Sincere Haynesworth** and DE **Trajan Jeffcoat**.



**TRANSACTIONS (AUG. 29-NOV. 4)**

**August**

**29** - Signed OL **Austin Deculus** and TE **Treyton Welch** to the practice squad and terminated the practice squad contract of TE **Mason Fairchild**.

**September**

**3** - Reached injury settlement with TE **Kevin Rader**.

**7** - Elevated LB **Khaleke Hudson** and DT **Kendal Vickers** to the active roster [standard].

**11** - LB **Khaleke Hudson** terminated practice squad contract [signed with Cleveland] and signed DB **Shemar Jean-Charles** to the practice squad.

**14** - Elevated DB **Ugo Amadi** and LB **Isaiah Stalbird** to the active roster [standard].

**21** - Elevated LB **Isaiah Stalbird** to active roster [standard].

**25** - Placed C/G **Erik McCoy** on Injured Reserve. Signed G **Shane Lemieux** to active roster from practice squad. Signed G **Chris Reed** to practice squad.

**28** - Elevated G **Kyle Hergel** to active roster [standard].

**October**

**1** - Signed WR **Jermaine Jackson** to practice squad. Terminated practice squad contract of RB **Jacob Kibodi**.

**4** - Signed C **Connor McGovern** to active roster from Jets practice squad. Waived WR **A.T. Perry**.

**7** - Signed practice squad G **Kyle Hergel** to active roster. Elevated [standard] S **Johnathan Abram** and LB **Isaiah Stalbird** to active roster from practice squad. Placed C **Shane Lemieux** on Injured Reserve.

**4** - Signed C **Connor McGovern** to active roster from Jets practice squad. Waived WR **A.T. Perry**.

**7** - Signed practice squad G **Kyle Hergel** to active roster. Elevated [standard] S **Johnathan Abram** and LB **Isaiah Stalbird** to active roster from practice squad. Placed C **Shane Lemieux** on Injured Reserve.

**12** - Activated RB **Kendre Miller** from Injured Reserve, elevated [standard] S **Johnathan Abram** and G **Chris Reed** to the active roster from the practice squad and placed DB **Will Harris** on Injured Reserve.

**15** - Signed WR **Dante Pettis** to practice squad. Terminated practice squad contract of DB **Shemar Jean-Charles**.

**17** - Signed practice squad WR **Jermaine Jackson** to the active roster, elevated [standard] S **Johnathan Abram** and WR **Equanimeous St. Brown** to the active roster from the practice squad and placed WR/RS **Rashid Shaheed** on Injured Reserve.

**22** - Agreed to terms with RB **Alvin Kamara** on two-year contract extension. Signed WR **Marquez Valdes-Scantling**. Placed CB **Paulson Adebo** on Injured Reserve. Terminated practice squad contracts of S **Johnathan Abram** and G **Chris Reed**. Signed DB **Shemar Jean-Charles** and S **Roderic Teamer** to practice squad.

**23** - Signed C **Sincere Haynesworth** to practice squad.

**26** - Signed DB **Ugo Amadi** to active roster from practice squad. Waived RB **Jordan Mims** and elevated [standard] S **Roderic Teamer** and WR **Equanimeous St. Brown** to active roster from practice squad.

**29** - Signed DB **Tre Herndon** and RB **Jordan Mims** to the practice squad. Terminated practice squad contract of C **Sincere Haynesworth**.

**30** - Re-signed RB **Jacob Kibodi** to practice squad.

**November**

**2** - Waived G **Kyle Hergel**. Placed WR **Bub Means** and RB **Kendre Miller** on Injured Reserve. Signed S **Millard Bradford**, DB **Shemar Jean-Charles** and RB **Jordan Mims** to active roster from practice squad. Elevated [standard] S **Roderic Teamer** and DB **Tre Herndon** from practice squad.

**4** - Relieved Head Coach **Dennis Allen** of his duties. Named Assistant Head Coach/Special Teams Coordinator **Darren Rizzi** as interim head coach.

**TRANSACTIONS (NOV. 5-DEC. 9)**

**November**

**5** - Traded CB **Marshon Lattimore** and a fifth round pick in 2025 to Washington in exchange for a third, a fourth and a sixth round pick in 2025. Re-signed G **Kyle Hergel** to the practice squad and terminated the practice squad contract of DE **Niko Lalos**.

**6** - Signed DT **Ryder Anderson**, DE **Trajan Jeffcoat** and RB **Xazavian Valladay** to the practice squad.

**9** - Activated DB **Will Harris** and G/C **Shane Lemieux** from Injured Reserve, placed WR **Chris Olave** on Injured Reserve and elevated WRs **Kevin Austin Jr.** and **Dante Pettis** to active roster [standard elevations].

**11** - Waived C **Connor McGovern**.

**16** - Activated C **Erik McCoy** from Injured Reserve and LB **Nephi Sewell** from Reserve/PUP, waived WR **Jermaine Jackson** and elevated WRs **Kevin Austin Jr.** and **Dante Pettis** to active roster [standard].

**19** - Signed WR **Jermaine Jackson** to the practice squad and placed DE **Trajan Jeffcoat** on Practice Squad Injured Reserve.

**30** - Signed G **Kyle Hergel** to the practice squad from the active roster, waived S **Millard Bradford** and elevated WRs **Kevin Austin Jr.** and **Dante Pettis** to the active roster [standard elevations].

**December**

**2** - Signed S **Millard Bradford** and C **Sincere Haynesworth** to practice squad. Terminated practice squad contract of RB **Jacob Kibodi**.

**4** - NFL suspended S **Roderic Teamer** three games for violation of NFL's substance abuse policy.

**6** - Placed TE **Taysom Hill** on Injured Reserve.

**7** - Waived G **Kyle Hergel**. Activated RB **Kendre Miller** from Injured Reserve. Signed WRs **Kevin Austin Jr.** and **Dante Pettis** to active roster from practice squad. Placed OL **Nick Saldiveri** on Injured Reserve.

**9** - Signed CB **Travion Fluellen** to practice squad.

**2024 GAME SUMMARIES**

**Sept. 8, 2024 @ Caesars Superdome** - The New Orleans Saints, behind three **Derek Carr** touchdown passes, the power of two rushing touchdowns and four **Blake Grupe** field goals, defeated the visiting Carolina Panthers in a convincing 47-10 performance, at the Caesars Superdome. New Orleans dominated Carolina in all three phases of the contest.

The Saints jumped out to a 30-0 lead, scored on their first nine possessions [tying a club record for scores on consecutive possessions] and held the football for 36:39 in time of possession en route to the highest scoring total and most lopsided opening day victory in team history. New Orleans won their sixth consecutive season opener, a club record and the current longest opener winning streak in the National Football League

The New Orleans defense also displayed their mettle, allowing only 193 total net yards of offense by the Panthers and held Carolina to just one of ten third downs.

The Saints defense recorded three takeaways and CB **Alontae Taylor** became the first Saints defensive back to record three sacks in a contest, but fans were excited by the debut of a new-look offense that helped the Saints control the clock with a rushing game that gained 180 yards and two touchdowns largely behind **Alvin Kamara's** 83 yards. Carr completed 19-of-23 passes [82.6 pct.] for 200 yards with three touchdown passes, zero interceptions and a 142.5 passer rating. The New Orleans defense harassed Carolina QB **Bryce Young** all day, as he completed only 13-of-30 passes for 161 yards with two interceptions and a 32.8 passer rating.

- With the victory, the Saints improved to 23-35 in season openers and extend their club-record winning streak of season openers to six straight, currently the longest streak in the NFL.
- WR/RS **Rashid Shaheed** led New Orleans with 73 receiving yards on three receptions [24.3 avg.] with one touchdown reception from 59 yards out, the longest play of the game. Including 60 punt return yards, sparked by a 47-yard runback and a 33-yard kickoff return, Shaheed finished with 163 all-purpose yards.

**CONTINUED ON NEXT PAGE**

**2024 GAME SUMMARIES**

- 17 players made their Saints debuts: T **Taliese Fuaga**, G **Lucas Patrick**, LB **Willie Gay Jr.**, DB **Will Harris**, QB **Jake Haener**, WR **Cedrick Wilson Jr.**, CB **Kool-Aid McKinstry**, WR **Bub Means**, CB **Rico Payton**, P **Matthew Hayball**, LB **Khaleke Hudson**, LB **Anfernee Orji**, OL **Oli Udoh**, WR **Mason Tipton**, DTs **Kendal Vickers** and **Khristian Boyd** and DE **Chase Young**.

**WEEK 2: New Orleans Saints 44, Dallas Cowboys 19; Sept. 15, 2024 @ AT&T Stadium** - The Saints posted an impressive road victory at Dallas behind the powerful offensive firepower of RB **Alvin Kamara**, the arm of QB **Derek Carr**, the hands of WRs **Chris Olave** and **Rashid Shaheed** and two interceptions by the defense.

The Saints struck first on the opening drive as Carr led the offense down the field on a sequence end In the fourth quarter, Carr was intercepted on a tipped pass, but on the next play, New Orleans got the ball back on an interception by S **Tyrann Mathieu**, his second takeaway of the season. On the ensuing drive, New Orleans closed out the scoring in the contest with a 26-yard field goal by K **Blake Grupe**. Carr completed 11-of-16 passes for 243 yards with two touchdown throws and one interception, while scoring one rushing touchdown for a 125.0 passer rating. Kamara led the club in rushing with a game-high 115 yards on 20 carries with three touchdowns to go with two receptions for 65 yards, including a career-long 57-yard scoring grab on a screen pass. Shaheed led the Saints in receiving with four grabs for 96 yards with the deep touchdown, reaching the end zone in his third consecutive contest dating back to 2023.

The Saints defense harassed Prescott, sacking him three times and forcing two interceptions. CB **Alontae Taylor** led the team with a career-high nine tackles, while CB **Paulson Adebbo** had his first interception of the season and DE **Carl Granderson** picked up 1.5 sacks.

- The win marked the first time the Saints have won in Dallas since a 34-31 overtime victory on December 23, 2012.

- A stingy Saints run defense held the Cowboys to 68 yards rushing on 21 carries [3.2 avg.].
- The 91 points by New Orleans in their first two games are tied for the second-most in NFL history through the first two games of a season, behind the Saints' 93 point total in 2009.



**WEEK 3: Philadelphia Eagles 15, New Orleans Saints 12; Sept. 22, 2024 @ Caesars Superdome** - Philadelphia S **Reed Blankenship** intercepted Saints QB **Derek Carr** with 48 seconds left to preserve a 15-12 win over New Orleans in the Caesars Superdome.

The Saints had overcome an unsuccessful fourth-and-one conversion attempts and a 65-yard touchdown run by Eagles RB **Saquon Barkley** to take the lead in the fourth quarter with just over two minutes left, 12-7, with a field goal and a 13-yard touchdown connection from Carr and WR **Chris Olave**.

However, upon the Eagles getting the ball back, Philadelphia QB **Jalen Hurts** completed a pass to TE **Dallas Goedert** for a 61-yard gain and Barkley punched in a touchdown from four yards in. The Eagles improved to 2-1, while the Saints fell to 2-1.

Carr completed 14-of-25 passes for 142 yards with one touchdown and one interception. Olave had six receptions for 86 yards, including a 13-yard touchdown catch. RB **Alvin Kamara** rushed for 87 yards and caught three passes for 40 yards from 127 total yards from scrimmage.

DE **Carl Granderson** had 1.5 sacks and a forced fumble and DT **Bryan Bresee** tied a career-high with two takedowns. S **Tyrann Mathieu** had an interception, giving him takeaways in four straight games for the first time in his career dating back to the 2023 season finale. CB **Paulson Adebbo** led the team with a career-high ten solo tackles and one pass breakup.

**CONTINUED ON NEXT PAGE**

2024 GAME SUMMARIES

EAGLES VS. SAINTS (CONT.)

- The loss snapped a four-game winning streak, and a four-game home win streak.
- For the third consecutive game, the Saints scored on their first offensive possession with the Grupe field goal. It marked the first time since Weeks 17 and 18 of the 2022 season and the 2023 season opener, that the Saints scored on their opening possession in three consecutive games.
- Mathieu's interception was the 35th of his career since coming into the league in 2013. He and Minnesota's Harrison Smith are tied as the NFL's interception leaders among active players.
- Dating back to Week 17 of the 2023 season, New Orleans has won the takeaway battle in five consecutive contests.

WEEK 4: Atlanta Falcons 26, New Orleans Saints 24; September 29, 2024 @ Mercedes-Benz Stadium

- Despite several significant injuries going into the contest and in-game, the Saints took the Falcons to the limit before dropping a 26-24 heartbreaker at Mercedes-Benz Stadium.

Atlanta K **Younghoe Koo's** 58-yard field goal with two seconds left was the difference. New Orleans rebounded from a fumbled punt return for a touchdown early in the first quarter to reach the end zone on rushing touchdowns by TE **Taysom Hill** on their first two offensive possessions, his first two scores of the season, before departing with an abdomen injury.

Atlanta took the lead back in the second quarter at 17-14 on a 53-yard Koo field goal and a 44-yard **Troy Andersen** interception return for a touchdown. Koo added to the scoring with a 44-yard field goal midway through the third quarter and then **Blake Grupe** and Koo traded field goals with the Falcons taking the end for the majority of the third and fourth quarters until QB **Derek Carr** engineered a nine-play, 42-yard drive ending with a one-yard touchdown run by RB **Alvin Kamara** with one minute left to pull ahead, 24-23. But Atlanta rallied, as the Falcons gained 30 yards on a pass interference penalty to set up Koo's 58-yard kick.

WEEK 5: Kansas City Chiefs 26, New Orleans Saints 13; October 7, 2024 @ GEHA Field at Arrowhead Stadium

- Despite missing five starters due to various injuries, the Saints put forth a valiant effort in a 26-13 loss to the defending Super Bowl champion Kansas City Chiefs on Monday Night Football, closing to within three points early in the fourth quarter before the Chiefs had a late ten-point scoring outburst. After falling behind 10-0 in the contest, New Orleans moved to within three points midway through the second quarter when QB **Derek Carr** found WR/RS **Rashid Shaheed** for a 43-yard touchdown pass to cap a seven-play, 74-yard drive.

But after Kansas City milked the clock for a 15-play, 44-yard drive that ended with a 34-yard field goal by K **Harrison Butker**, the Chiefs forced a quick three-and-out and drove down the field for a 28-yard field goal. The two successful kicks late in the second quarter gave the Chiefs a 13-7 halftime lead.

New Orleans would rally with a 37-yard interception return by DT **Khalen Saunders** that set up a six-yard touchdown connection between Carr and TE **Foster Moreau**, but the Chiefs then ran down the field in five-plays and 68 yards, extending their lead to ten on a three-yard rushing touchdown by rookie WR **Xavier Worthy**.

WEEK 6: Tampa Bay Buccaneers 51, Saints 27; October 13, 2024 @ Caesars Superdome

- With the Buccaneers evacuated to New Orleans for their practice week due to Hurricane Milton, the Saints got caught in a storm of emotion and offensive production by Tampa Bay in a loss that dropped them to 2-4. Tampa Bay, who scored 24 unanswered points in the second half after trailing 27-24 at halftime, had 595 total yards of offense.

In the contest, QB **Spencer Rattler** made his first career NFL start in place of an injured **Derek Carr** [oblique]. Rattler completed 22-of-40 passes for 243 yards with a ten-yard touchdown pass to fellow rookie wide receiver **Bub Means** and two interceptions. Rattler also utilized his feet with four carries for 27 yards.

Buccaneers QB **Baker Mayfield** overcame three second quarter interceptions to complete 24-of-36 passes for 325 yards with four touchdown passes. He was aided by a ground game that added 277 yards and two touchdowns.

CONTINUED

2024 GAME SUMMARIES

TAMPA BAY VS. SAINTS (CONT.)

Mayfield and the Buccaneers jumped out to a 17-0 first quarter lead, but New Orleans would rally. Special teams provided a spark to put the team back into it. WR/RS **Rashid Shaheed** returned a punt 54 yards for a touchdown early in the second quarter to put the Saints within seven. On Tampa Bay's next possession, CB **Paulson Adebo** intercepted Mafield and K **Blake Grupe** drilled a 29-yard field goal. Two plays after the field goal, S **Johnathan Abram** intercepted a tipped pass and returned it 30 yards to the Tampa Bay ten-yard line. Rattler then connected with fellow rookie WR **Bub Means** for a ten-yard touchdown to put New Orleans ahead 20-17. After Tampa Bay took the lead quickly on a Mayfield touchdown pass, the Saints responded wiht a seven-play, 70-yard drive that ended with a four-yard rushing touchdown by RB **Alvin Kamara** to give the Saints would would be a 27-24 halftime lead. The two clubs traded punts on the first two possessions of the third quarter, but on New Orleans' second possession of the quarter, Tampa Bay turned up the heat on Rattler with two straight sacks on first and second down, forcing a punt. On Tampa Bay's next drive, Mayfield connected with WR **Chris Godwin** on a 55-yard touchdown to give the Buccaneers the lead for good on the afternoon.

**WEEK 7: Denver Broncos 33, Saints 10; October 17, 2024 @ Caesars Superdome** - Difficulties on third down and a standout performance on the ground by the Broncos offense combined to give the Saints their fifth consecutive loss.

The Broncos and Saints traded punts on their first possessions. Denver scored when they got the ball back for their second possession on a 46-yard **Wil Lutz** field goal. Broncos LB **Cody Barton** then sacked Saints QB **Spencer Rattler** and forced him to fumble with the recovery by LB **Kwon Alexander**. at the Denver 45-yard line, setting up a 32-yard Lutz kick. The Saints were forced to punt on their first possession of the second quarter and Broncos QB **Bo Nix** engineered an eight-play, 86-yard drive that ended with an eight-yard touchdown run by RB **Javonte Williams** to give Denver a 13-0 lead.

Nix matched a Saints field goal on his and Denver's next possession, successfully running a two-minute drill that gave the Broncos a 16-3 halftime lead following a 52-yard Lutz field goal.

Denver broke open the contest in the third quarter, where they forced three New Orleans punts and added on a 38-yard field goal by Lutz and a five-yard rushing touchdown by Williams to take a 26-3 edge going into the final period.

The Broncos scored their final points of the evening with just over four minutes remaining in the fourth quarter when CB **Ja'Quan McMillian** sacked Rattler and forced him to fumble, with the ball recovered by Barton and returned 52 yards for a touchdown. With QB **Jake Haener** entering the contest to allow Rattler to rest a hip pointer injury, New Orleans would achieve some offensive thrythm to end the contest when Haener engineered a 11-play, 79-yard drive that ended with a 12-yard touchdown pass to WR **Cedrick Wilson Jr.**, the second-year signal-caller's first career touchdown pass and the sixth-year wideout's first scoring grab as a Saint.



**WEEK 8: Los Angeles Chargers 26, Saints 8; October 27, 2024 @ SoFi Stadium** - Los Angeles QB **Justin Herbert** threw two touchdowns and had a career-long 38-yard rush, while RB **J.K Dobbins** rushed for 57 yards and pounded in a score to erase an early 2-0 deficit in the Saints' return to Southern California, where they held the first portion of their training camp.



2024 GAME SUMMARIES

SAINTS AT L.A. CHARGERS (CONT.)

The early lead for New Orleans came on an abated punt play, where LS **Josh Harris** fumbled the ball and when it was picked up by P **JK Scott**, TE **Taysom Hill** tackled him and forced him to fumble with the ball going out of the end zone for a safety. Late in the first quarter, Herbert carried for a 38-yard gain on a drive and the early Saints lead was erased by a 46-yard **Cameron Dicker** field goal on the first play of the second quarter. In the second quarter, Los Angeles embarked on a 15-play, 90-yard drive that ended with a one-yard rushing touchdown by **Dobbins**, which following a missed extra point, extended the lead to 9-2. New Orleans got the ball back with 1:37 left in the first half at their 30 and drove to cut the deficit to 9-5 on a 40-yard field goal by **Blake Grupe**.

The Chargers took a 16-5 lead on a 60-yard touchdown connection from Herbert to WR **Ladd McConkey**. New Orleans got the ball back and took advantage of a Chargers unnecessary roughness penalty, followed two plays later by a 14-yard completion from QB **Spencer Rattler** to WR **Chris Olave** to the Los Angeles 38-yard line. However, a holding penalty assessed to T **Trevor Penning** knocked New Orleans out of field goal range. The Saints forced a three and out, powered by a sack by DT **Khalen Saunders** and QB **Jake Haener** entered the contest in place of Rattler. Haener, then led New Orleans on eight-play drive that ended with a 43-yard field goal to put the Saints within eight.

On the next drive that led into the fourth quarter, Herbert connected with WR **Joshua Palmer** for a 45-yard gain, that set up a 29-yard field goal. The clubs then traded punts on their next two possessions, with the Saints eventually reaching Chargers territory on a drive powered by a 28-yard connection from Haener to Olave. However New Orleans was set back by a failed 44-yard field goal attempt by Grupe. On the following possession, the Chargers drove 66 yards in nine plays and McConkey hauled in a nine-yard touchdown pass from Herbert for a 26-8 lead with 3:22 remaining.

Rattler was 12-of-24 passing for 156 yards and Haener completed nine-of-17 throws for 122 yards. Olave, caught eight passes for 107 yards in the team's first 100-yard receiving performance of the season and the ninth of his career.

Los Angeles out-gained New Orleans, 378-366. The Saints were 2-for-16 on third down conversions, while the Chargers were only 3-of-12 on third down attempts.



**WEEK 9: Carolina Panthers 23, New Orleans Saints 22; November 3, 2024 @ Bank of America Stadium** - An inspired effort on offense by RB **Alvin Kamara** was spoiled by Carolina RB **Chuba Hubbard's** game-winning 16-yard rushing touchdown with 2:18 remaining. The Saints were unable to drive within field goal range on their final possession. After two first quarter Saints field goals, the Panthers had staked a 7-6 lead midway through the second quarter with a three-yard touchdown connection from QB **Bryce Young** to rookie WR **Xavier Legette**.

New Orleans took the lead back on a seven-yard touchdown run by TE **Taysom Hill**, but Carolina moved back to within three with a 48-yard kick by K **Eddie Pineiro** with 38 seconds left in the first half. Coming out of halftime, the Panthers chewed up 5:05 off the clock on a nine-play, 86-yard drive that ended with a one-yard rushing touchdown by Hubbard. New Orleans answered and moved to with one one point on a 51-yard field goal by **Blake Grupe** and then the defense forcing a three-and-out.

In a drive that ran into the fourth quarter, New Orleans capitalized on the three-and out with starting field position at the 30-yard line and with Kamara accounting for 40 yards from scrimmage on the drive, QB **Derek Carr** found TE **Foster Moreau** for a 17-yard touchdown.

The clubs traded jabs for the rest of the game, starting with an acrobatic interception by Saints CB **Shemar Jean-Charles** making his first career pick in his first game started.

CONTINUED ON NEXT PAGE

2024 GAME SUMMARIES

SAINTS AT CAROLINA (CONT.)

On the ensuing drive, New Orleans was plagued by two holding penalties that set them back at their 18-yard line. The Saints got back to their 46-yard line, but were forced to punt. New Orleans again forced a three-and-out, but a face mask penalty assessed to T **Trevor Penning** on their first play from scrimmage on the drive set them back at their 13-yard line and eventually forced a punt.

After two deep pass attempts by Young that went incomplete, the second-year passer connected with Legette for a 26-yard gain on third-and-ten to the New Orleans 38-yard line. On the next play, Saints LB **Demario Davis** was assessed a 22-yard pass interference penalty, setting up the 16-yard go-ahead run by Hubbard. On the two-point attempt, Young was sacked by Saints DE **Chase Young**.

Starting at their 20-yard line, New Orleans got off to a promising start by collecting 20 yards between a four-yard carry by Kamara and a 16-yard completion from Carr to TE **Juwan Johnson**. But a sack for a six-yard loss by Panthers DT **Charles Harris** set New Orleans back to third-and-16. However after Kamara gained back 12 yards on a screen, WR **Cedrick Wilson** was unable to grasp a pass intended for him near the sideline and the Panthers would prevail for their second victory of the season.



- Kamara tied his career-high with 155 yards rushing, 12 yards short of the franchise career rushing yardage record. It was his tenth-career 100-yard rushing performance. He had a career-best 215 total yards from scrimmage, the highest total in the NFL this season and the fifth-highest single-game total in Saints history.
- Hill's seven-yard rushing touchdown was the 41st total score of his career, putting him a tie for ninth place in club record books with RB Pierre Thomas.

**WEEK 10: Saints 20, Atlanta Falcons 17; November 10, 2024 @ Caesars Superdome** - New Orleans broke a seven-game losing streak, holding on to defeat their division rivals as **Darren Rizzi** was successful in his debut as interim head coach.

New Orleans was led by an efficient and explosive performance through the air from **Derek Carr**, who completed 16-of-25 passes (64.0 pct.) for 269 yards with two touchdowns, zero interceptions and a 126.9 passer rating. Carr and WR **Marquez Valdes-Scantling** connected on two touchdowns.

Seeing his first significant action for the Black and Gold, Valdes-Scantling caught three passes for 109 yards (36.3 avg.). RB **Alvin Kamara** finished with 109 yards from scrimmage as he became the franchise's all-time rushing leader.

The New Orleans defense held the Falcons scoreless on four drives in the fourth quarter to allow Saints to maintain their lead. Three crucial fourth quarter splash plays took place. DE **Cameron Jordan** dropped QB **Kirk Cousins** to force a field goal attempt that was missed, S **Tyrann Mathieu** picked off Cousins in Saints territory and DE **Chase Young** dumped the signal-caller for a significant loss on a sack/forced fumble to preserve the victory.

Special teams also played an important role in the victory. DT **John Rideway III** blocked a 35-yard field goal attempt near the end of the second quarter, K **Blake Grupe** drilled both of his field goal attempts and P **Matthew Hayball** dropped four punts inside-the 20-yard line.



**WEEK 11: Saints 35, Cleveland Browns 14; November 17, 2024 @ Caesars Superdome** - New Orleans won their second straight game after snapping a seven-contest losing streak the week before.

CONTINUED ON NEXT PAGE

## 2024 GAME SUMMARIES

## CLEVELAND VS. NEW ORLEANS (CONT.)

TE **Taysom Hill** enjoyed a standout performance as the Saints rushed for a season-high 214 yards. Hill captured NFC Offensive Player of the Week honors as he rushed seven times for a career-high 138 yards (career-high 19.7 avg.) and tied his career-high with three rushing touchdowns. Hill also had a significant impact in the passing game, as he caught a career-high eight passes for 50 yards and completed a pass for an 18-yard gain. On special teams, he returned a kickoff for 42 yards.

QB **Derek Carr** continued to be a model of efficiency since his return to health from an oblique injury, when he completed 21-of-27 passes (77.8 pct.) for 248 yards with touchdown passes to TE **Juwan Johnson** and WR **Marquez Valdes-Scantling** and a 129.6 passer rating. Valdes-Scantling continued his success in stretching the field since his Week Eight acquisition and expansion of his role, catching two passes for 87 yards, including a 71-yard scoring grab, aided by a key block by Johnson. Johnson finished with three receptions for 30 yards, including the fourth quarter, one-yard scoring grab. RB **Alvin Kamara** finished with 89 total yards from scrimmage.

The New Orleans defense held an opponent to under 20 points for the second consecutive week,



led by a front seven that provided three sacks on the pass rush and held the Browns to only 66 yards rushing on 20 carries (3.6 avg.).

LB **Demario Davis** finished with a season-high 13 tackles and two passes defended. DE **Carl Granderson** finished with four tackles, including two stops for loss and one sack. DT **Bryan Bresee** finished with 1.5 quarterback takedowns to increase his team-leading total to a career-high 5.5.

Special teams, the forte of Interim Head Coach **Darren Rizzi**, also held their own. WR **Dante Pettis** took over punt return duties and had a career-long to 53-yard return. All three of P **Matthew Hayball's** punts dropped inside-the-20-yard line. Second-year LB **Anfernee Orji** finished with two coverage tackles.

**WEEK 13: Los Angeles Rams 21, Saints 14; December 1, 2024 @ Caesars Superdome** - With the opportunity to further close the gap in the NFC South division race on the line and a 6-0 first half lead, the Rams outscored the Saints 21-8 in the second half to walk away with a 21-14 win. The defeat dropped New Orleans to 4-8.

After the Rams deferred after winning the coin toss, the Saints drove 34 yards on 12 plays to set up a 54-yard field goal by K **Blake Grupe**. New Orleans then forced a three-and-out, getting the ball back at their 25-yard line following a punt. The Black and Gold responded with a productive drive to the Rams 18-yard line, however a 36-yard field goal attempt by Grupe went wide left. The Rams advanced all the way to Saints 25-yard line on the ensuing possession, but Los Angeles QB **Matthew Stafford** overthrew WR **Cooper Kupp** on fourth-and-four. The clubs then traded punts and on the last drive of the half, Saints QB **Derek Carr** moved New Orleans to the 36 again, where Grupe successfully knocked down his second 54-yard kick.

Los Angeles surged ahead on the first possession of the second half with a 11-play, 70-yard drive that chewed up 6:50. RB **Kyren Williams** punched in the touchdown on a four-yard run. The teams then traded punts and the Saints were stopped midfield on their last possession of the third quarter. After S **Tyrann Mathieu** was forced to exit on the previous play, a 46-yard connection from Stafford to Rams WR **Demarcus Robinson** on the final play of third quarter, set up a three-yard touchdown between the duo to give the Rams a 14-6 edge.

Carr went to work on a six-play, 70-yard drive that ended with a 28-yard touchdown pass to WR **Marquez Valdes-Scantling**, followed by wideout **Dante Pettis** snaring a successful two-point conversion to tie the score at 14-14.

**CONTINUED ON NEXT PAGE**



**2024 GAME SUMMARIES**

**LOS ANGELES RAMS VS. NEW ORLEANS (CONT.)**

On special teams, Rams KR **Jordan Whittington** then returned a kickoff for 43 yards to the Los Angeles 44-yard line. Stafford then completed a 20-yard pass play to Rams WR **Tutu Atwell** to put them in Saints territory. A 13-yard pass interference penalty, helped set up a seven-yard touchdown from Stafford to Rams WR **Puca Nakua** to give Los Angeles the 21-14 lead.

Determined not to give the ball back to the Rams, Carr led a methodical drive with two third down conversions and a gutsy fourth down conversion by TE **Taysom Hill** on a play where he suffered a season-ending knee injury. New Orleans advanced to the red zone on a nine-yard scramble on third and one by Carr, but were stopped on four straight plays to allow the Rams to come away with the victory in a hard-nosed contest between two old NFC West rivals.

**WEEK 14: Saints 14, New York Giants 11; December 8, 2024 @ MetLife Stadium** - Late in the first quarter, QB **Derek Carr** took the Saints 98 yards in nine plays, capping the drive, when RB **Kendre Miller** powered through for an eight-yard rouchdown.

On New York's first drive in the second quarter, the Giants reached the Saints 19-yard line, but DT **Bryan Bresee** kicked them out of the red zone with a sack, forcing a 43-yard field goal.

The Saints moved ahead by 11 points late in the third quarter, when a 32-yard Carr-to-tight end **Foster Moreau** pass set up a 11-yard touchdown from Carr to tight end **Juan Johnson**. The Giants move to within 11 points with 4:11 in the fourth quarter on a one-yard touchdown run by RB **Tyrone Tracy Jr.**, followed by a successful two-point conversion reception by WR **Malik Nabors**. After a three-and-out, where Carr was forced to depart the game with a concussion and hand injury, the Saints defense made a big play when LB **Demario Davis** picked off Giants QB **Drew Lock**. New York would get the ball back one more time advanced into the red zone on a 25-yard carry by Lock and a 23-yard completion to Nabors, but New Orleans held on when Bresee blocked a 35-yard field goal attempt by Giants K **Graham Gano** with 11 seconds remaining.

**HONORS**

**WEEK 2: NFC Offensive Player of the Week, FedEx Ground Player of the Week and LFG (Tom Brady-FOX) Player of the Game Award - RB Alvin Kamara**  
Made a significant impact in the running game and passing game in New Orleans' 44-19 win at the Dallas Cowboys. Kamara carried 20 times for 115 yards (5.8 avg.) with three touchdowns and caught two passes for 65 yards, including a career-long 57-yard touchdown.

**WEEK 9: NFL Way To Play Award - DB Shemar-Jean Charles**

Jean-Charles was honored for his first career interception, which he hauled in with 9:22 left to go in the fourth quarter of the Saints' game against the Carolina Panthers, ripping the ball right out of Panthers wide receiver Xavier Legette's hands. The Saints cornerback will receive a \$5,000 USA Football Equipment Grant from NFL Foundation for the youth or high school football program of his choice.

**WEEK 11: NFC Offensive Player of the Week, FedEx Ground Player of the Week - TE Taysom Hill**

Spearheaded a standout Saints offensive effort in a 35-14 victory over the Cleveland Browns on Sunday, where he carried seven times for career-high 138 yards (team record 19.7 avg.) with a career-high-tying three touchdowns, including a career-long 75-yard rush that ended in the end zone late in the fourth quarter. Hill also caught a career-high and club-best eight passes for 50 yards, completed a pass for a 18-yard gain and returned a kickoff 42 yards to finish with 188 total scrimmage yards and 230 all-purpose yards, both career-highs.

**2024 Ed Block Courage Award Team Winner - LB Nephi Sewell**

**2024 New Orleans Saints Man of the Year - DE Cameron Jordan**

**SCHEDULE/RESULTS**

**REGULAR SEASON**

Date	Opponent	Result
<b>Sept. 8</b>	<b>CAROLINA PANTHERS</b>	<b>W, 47-10</b>
Sept. 15	@ Dallas Cowboys	W, 44-19
<b>Sept. 22</b>	<b>PHILADELPHIA EAGLES</b>	<b>L, 12-15</b>
Sept. 29	@ Atlanta Falcons	L, 24-26
Oct. 7	@ Kansas City Chiefs	L, 13-26
<b>Oct. 13</b>	<b>TAMPA BAY BUCS</b>	<b>L, 27-51</b>
<b>Oct. 17</b>	<b>DENVER BRONCOS</b>	<b>L, 10-33</b>
Oct. 27	@ L.A. Chargers	L, 8-26
Nov. 3	@ Carolina Panthers	L, 22-23
<b>Nov. 10</b>	<b>ATLANTA FALCONS</b>	<b>W, 20-17</b>
<b>Nov. 17</b>	<b>CLEVELAND BROWNS</b>	<b>W, 35-14</b>
<b>Dec. 1</b>	<b>LOS ANGELES RAMS</b>	<b>L, 14-21</b>
Dec. 8	@ New York Giants	W, 14-11
<b>Dec. 15</b>	<b>WASHINGTON COMMANDERS</b>	<b>NOON/FOX</b>
Dec. 23	@ Green Bay Packers	7:15 p.m./ESPN
<b>Dec. 29</b>	<b>LAS VEGAS RAIDERS</b>	<b>NOON/FOX</b>
TBD	@ Tampa Bay Bucs	TBD/TBD

**TEAM NOTES**

**EVANS INDUCTED INTO SAINTS RING OF HONOR ON NOVEMBER 17 AND FORMER STANDOUT SELECTED AS SEMIFINALIST FOR PRO FOOTBALL HALL OF FAME'S CLASS OF 2025.**

Former New Orleans Saints guard Jahri Evans was inducted into the club's Ring of Honor during a half-time ceremony of the November 17 win over the Cleveland Browns.

Evans, 6-4, 318, was originally a fourth round draft pick (108th overall) of the Saints in 2006 out of Bloomsburg and developed into an anchor for one of the most dominant offenses in NFL history during his tenure with the Saints. The Philadelphia, Pa. native started all 169 regular season games he played in at right guard and all of the team's ten post-season contests during that period, including all three during the 2009 campaign when the Saints captured Super Bowl XLIV.

**TEAM NOTES**

A five-time Associated Press All-Pro (2009-13), Evans was selected first-team four times, twice as much as any other Saint. Evans was selected to six straight Pro Bowls (2009-14) and was named to the Pro Football Hall of Fame's 2010's All-Decade Team. During his 11-year tenure, the Saints were ranked first in the NFL in total offense (net yards per game) six times (2006, 2008-09, 2011, 2014 and 2016) and in scoring (points per game) twice (2008-09). The 274 sacks surrendered by the Saints offensive line from 2006-16 were the lowest total in the NFL over the period and the unit was recognized twice (2009 and 2011) as the winner of the Madden Pro-protector Offensive Line Award.

Evans closed out his playing career starting 14 games at right guard for the Green Bay Packers in 2017, finishing with 183 total games played/started. A Pro Football Hall of Fame semifinalist in 2023, finalist in 2024 and has reached the semifinalist round for the Class of 2025 process, Evans began his coaching career as an offensive assistant for the Saints in 2023.



## COMMANDERS VS. SAINTS

### FAMILY TIES

Numerous Saints players, coaches and administrators are not the only members of their families to make a name for themselves in pro football. 17 Saints players, coaches or front office staff have relatives who have played, coached or served in the front office in the NFL.

**Offensive Coordinator Klint Kubiak** - Father, Gary, played quarterback for the Denver Broncos from 1983-91 and served as an assistant for 15 years for Denver, San Francisco and Minnesota. Gary Kubiak was head coach of the Houston Texans from 2006-13 and the Denver Broncos from 2015-16, including the Super Bowl 50 champions. Brother Klay, serves as the 49ers passing game specialist. Brother Klein works in the Dallas Cowboys player personnel department.

**Senior Vice President/Asst. General Manager-College Personnel Jeff Ireland** - Stepson of Chiefs Hall of Fame linebacker/center E.J. Holub. Grandson of Philadelphia Eagles running back and Chicago Bears personnel executive Jim Parmer.

**National Scout Terry Wooden** - Brother, JoJo is Senior Director of Player Personnel for the Las Vegas Raiders.

**Quarterback Derek Carr** - Older brother, David was the No. 1 overall pick in the 2002 NFL Draft by the Houston Texans and played quarterback in the league for 11 seasons with Houston, Carolina, the New York Giants and San Francisco. Uncle, Lon Boyett, played tight end for Tampa Bay, the Raiders and San Francisco.

**Linebacker Demario Davis** - Cousin of the late Steve McNair, the standout quarterback for the Tennessee Titans [1995-2005] and Baltimore Ravens [2006-07].

**Tight End Taysom Hill** - Brother-in-law, David Nixon, played linebacker and on special teams for the Oakland Raiders [2009], Houston Texans [2010] and St. Louis Rams [2010-11].

**Tight End Juwan Johnson** - Brother, George, played defensive end for eight years in the NFL with the Tampa Bay Buccaneers, Minnesota Vikings, Detroit Lions and Saints.

**Defensive End Cameron Jordan** - Father, Steve, had a prolific 13-year career at tight end for the Minnesota Vikings, with six Pro Bowl selections, being inducted into their Ring of Honor.

**Center/guard Erik McCoy** - Cousin of former Dolphins and Buccaneers running back Jorvorski Lane.

**Linebacker Nephi Sewell** - One brother Penei, is a member of the Detroit Lions after getting selected seventh overall in the 2021 NFL Draft. Another brother, Noah, was selected by the Chicago Bears in the fifth round of the 2023 NFL Draft.

**Practice Squad wide receiver Equanimeous St. Brown** - Younger brother, Amon-Ra, plays wide receiver for the Lions.

**Linebacker Pete Werner** - Father, Greg, played nine games at tight end and on special teams for the New York Jets in 1989 and went to training camp with the Philadelphia Eagles in 1990.

**Wide receiver Cedrick Wilson Jr.** - Father, Cedrick Sr., is a former National Football League wideout, who played for seven years in the league, including a Super Bowl championship with the Pittsburgh Steelers.

**Area Scout Joey Vitt** - Father, Joe Vitt, is a long-time NFL assistant coach, who served as assistant head coach/linebackers of the Saints from 2006-16 and also had coaching stints with the Seattle Seahawks, Baltimore Colts, Los Angeles/St. Louis Rams, Kansas City Chiefs, New York Jets and Denver Broncos.

**Area Scout Matt Phillips** - Father, Ted Phillips, worked in the Chicago Bears front office from 1983-2022, including serving his last 24 years as team president.

## COMMANDERS VS. SAINTS

### ROSTER FACTS AND FIGURES

**Oldest Saints Player:** Linebacker Demario Davis, 35, 1/11/89

**Youngest Saint:** Cornerback Kool-Aid McKinstry, 22, 9/30/02

**Most Seasons as a Saint:** Defensive End Cameron Jordan - 13

**Most NFL seasons:** Jordan - 14

**Most consecutive starts:** Safety Tyrann Mathieu, 47

**Consecutive games played:** Longsnapper Zach Wood, 128

**Most playoff experience:** Jordan and Mathieu, 11 games

**Heaviest Saint:** Tackle Trevor Penning, 325

**Tallest Saint:** Tackles Landon Young and Trevor Penning, 6-7

**Shortest Saint:** Kicker Blake Grupe, 5-7

**Former first round draft picks:** 7 - Defensive Tackle Bryan Bresee, Tackle Taliese Fuaga, Jordan, Penning, Center/Guard Cesar Ruiz and Defensive Ends Payton Turner and Chase Young.

**Pro Bowlers:** 8 - QB Derek Carr, LB Demario Davis, DB J.T. Gray [special teams], Jordan, RB Alvin Kamara, Mathieu, C Erik McCoy and Young.

**College with the most Saints:** 3, three schools - Oregon - [DB Ugo Amadi, TE Juwan Johnson and C/G Shane Lemieux], Fresno State - [Carr, QB Jake Haener and RB Jordan Mims] and Notre Dame - [QB Kevin Austin Jr., DE Isaiah Foskey and K Blake Grupe].

### MY HOMETOWN

New Orleans Saints players [53-man player roster] come from 21 states, one from Ontario, Canada and one from Australia. Of the players on the team's roster, California [QB Derek Carr, DEs Isaiah Foskey and Carl Granderson, QB Jake Haener, DB Jordan Howden, RB Jordan Mims, WR Dante Pettis FB Adam Prentice and RB Jamaal Williams] claims the most with eight.

### ROSTER ROLL CALL

On the Saints 53-man roster as of Dec. 10, 32 were on the active roster, a reserve list of the practice squad at the end of the 2023 season. Among newcomers, the roster includes nine unrestricted free agents, three veteran free agents, one trade acquisition, six draft picks and three rookie free agents.

Of the players, 24 have less than four years of previous NFL experience, including nine rookies. The following is a breakdown of New Orleans' roster by years of experience (year entering): 14 years - 1, 13 years - 1, 12 years - 1, 11 years - 1, 8 years - 5, 7 years - 5, 6 years - 7, 5 years - 5, 4 years - 5, 3 years - 4, 2 years - 6, 1 year - 3, rookies - 9.

### HIGHER EDUCATION

39 colleges and universities are represented on the Saints' 53-man roster. Of that total, 12 are represented by multiple Saints, three from Oregon, Notre Dame and Fresno State and two from Appalachian State, Ohio State, Mississippi State, LSU, Notre Dame, Tennessee, Northern Iowa, South Carolina and Vanderbilt.

### POINTS PER GAME

The Saints' 91 points through Week Two were tied for the second-most points by a team with the 1971 Dallas Cowboys through the first two games of a season since the 1970 AFL-NFL merger and behind the 2009 Saints [93].



### LARGEST POINT TOTALS THROUGH THE FIRST TWO GAMES OF A SEASON SINCE 1970

Team	Year	Pts.
1. New Orleans	2009	93
2t. New Orleans	2024	91
2t. Dallas	1971	91

## COMMANDERS VS. SAINTS

### BUCKING THE ODDS

The Saints have a long tradition of finding players as free agents signed after the draft that make an impact immediately or after developing their careers initially on the practice squad. Several undrafted Saints on the roster play key roles on offense, defense and special teams, including five undrafted rookies who are on the 53-man roster.

Over the past 21 years, the Saints [2018-22: DB **J.T. Gray**, WR/RS **Deonte Harty** and WR/RS **Rashid Shaheed**] and San Diego/Los Angeles Chargers [2003: G **Kris Dielman**, TE **Antonio Gates** and WR **Kasim Osgood**] are the only two teams to have three players signed as undrafted free agents be selected to a Pro Bowl for the team that originally signed them.


Originally signed as an undrafted free agent in 2018, spending part of his rookie season on the practice squad, Gray's 87 special teams tackles since 2019 rank first in the NFL, as he has been selected as both an AP first-team All-Pro and Pro Bowler. In 2023, the special teams captain finished the season with 11 coverage stops to lead the team and tie for 12th in the league, despite missing three contests with injuries. In 2024, he is ranked first on the team with a career-high 23 stops as the first Saint to reach 20 tackles since the 2007 campaign (CB Usama Young) and had a blocked punt on Sept. 22 vs. Philadelphia, adding three defensive tackles and one forced fumble.

DE **Carl Granderson** joined the club in 2019 as an undrafted free agent out of Wyoming and has appeared in 84 regular season games with 37 starts, posting 223 tackles [132 solo], 27.5 sacks for a loss of 180 yards, five passes defended, four forced fumbles and two recoveries. In 2023, Granderson earned the starting right end position and posted a career-high 78 tackles [44 solo], led the team with a career-best 8.5 sacks for a loss of 55 yards, defended one pass and forced a fumble and recovered one.

Granderson's 78 stops ranked fifth in the National Football League among defensive linemen and were the most by a Saints lineman since 2004. He has opened all 13 games in 2024 and has recorded 44 tackles [29 solo], 4.5 sacks, seven stops for loss, three passes defended and one forced fumble.



Joining New Orleans following the 2023 NFL Draft, after a graduate transfer season at Notre Dame and playing the first four years of his college career at Arkansas State, K **Blake Grupe** won a pre-season competition to handle placekicking duties and in two seasons, has drilled 50-of-61 field goal attempts (82.0 pct.), including 20-of-24 kicks (83.3 pct.) in 2024 with a career-long of 57 yards in the season-opening win over Carolina. Dating back to the Dec. 17, 2023 win over the New York Giants until a fourth quarter miss on Oct. 27 at the Los Angeles Chargers, Grupe had made 19 consecutive field goals, the longest streak of his career and tied for sixth-longest in franchise history. With two 54-yard kicks on Sunday vs. the Los Angeles Rams, Grupe has drilled 2 50+ yard kicks through the uprights in two contests in 2024.



New Orleans signed P **Matthew Hayball** out of Vanderbilt following the NFL Draft. The West Adelaide, Australia native finished as Vandy's all-time leader in punting average (46.5) and was a consensus second-team All-American in 2023, when he ranked seventh nationally in net (43.1). Hayball won a training camp competition to secure the job. In ten games, he has punted 57 times with a 40.5 net punting average, with his 31 inside the 20-yard line tied for second in the NFL.

2024 PUNTS INSIDE THE 20-YARD LINE LEADERS

Player, Team	Inside The 20
1. Tommy Townsend, Hou.	33
2t. <b>Matthew Hayball, NO</b>	<b>31</b>
2t. Corey Bojorquez, Cle.	31

TE **Dallin Holker** was signed by New Orleans after a standout graduate transfer campaign at Colorado State, where he posted 64 receptions for 767 yards with six TDs, the highest total of yardage and scoring grabs in the college regular season by an FBS tight end. Holker’s performance in the offseason and training camp has secured a roster spot behind Juwan Johnson and Foster Moreau. Holker has played in eight games with one start and recorded one coverage tackle. He has his first career catch on Sunday at the New York Giants, a ten-yard grab.

TE **Juwan Johnson** first led Saints tight ends with four touchdown receptions in 2021, converting to the position that offseason after playing wideout in college and as a rookie in 2020, signed as an undrafted free agent from Oregon. In 2022, he led the Black and Gold tight ends in receiving with 42 grabs for 508 yards with a club-best and career-high seven touchdowns, tied for third at the position in the NFL. Johnson led the tight ends with 37 grabs for 368 yards with four touchdown grabs in 2023. Johnson has led the Saints with 14 receiving touchdowns over the past three seasons, ranked seventh over that period among league NFL tight ends.

In 2024, Johnson quickly recovered from foot surgery in June and has played in all 13 games, recording 34 receptions for 363 yards with three touchdowns, combining with Moreau to form an effective tight end duo. In the past three contests, two Saints victories, Johnson has 12 grabs and has snared two touchdowns.

After originally signing as an undrafted free agent out of Vanderbilt in 2023, where he led the Commodores in tackles in each of his final three college seasons, LB **Anfernee Orji** received the opportunity to see extensive snaps in the preseason due to injuries to teammates Demario Davis and Pete Werner. He ranks second on the team with 14 coverage stops and has also added 15 defensive tackles.

CB **Rico Payton** signed a college free agent contract in April, playing his final four years at Pittsburg State. In 2023, the St. Louis native recorded 35 tackles with four interceptions and 15 passes defensed. Payton secured a roster spot with his performance in the preseason, leading the team with five passes defensed and adding seven defensive tackles and one coverage stop in three contests. Payton has contributed on both defense and special teams in 12 games with one pass breakup and ten coverage stops.

WR **Mason Tipton** stuck on the 53-man roster after showing bright spots in preseason practices and games, following a college career at Yale, where he posted 132 receptions for 1,067 yards with 19 touchdowns. In 2024, he has 14 receptions for 99 yards.

After originally signing with New Orleans as an undrafted free agent out of Utah in 2022, LB **Nephi Sewell** has become a valued member of the special teams units. In his first full season in 2023 on the active roster, Sewell totaled five coverage stops and one forced fumble on special teams and ten defensive tackles. Sewell spent the first ten weeks Reserve/PUP, recovering from a knee injury suffered in Week 17 of 2023, but returned to action in the Week 11 victory over Cleveland. After being voted by his Saints teammates as the team winner of the Ed Block Courage award, recognizing his rehabilitation, Sewell recorded his first coverage tackle of the season on Dec. 1, vs. the Los Angeles Rams.

SAINTS WHO HAVE JOINED TEAM AS UNDRAFTED ROOKIE FREE AGENTS (53-MAN ROSTER)

PLAYER, SCHOOL	SEASON
DB J.T. Gray, Mississippi State	2018
DE Carl Granderson, Wyoming	2019
TE Juwan Johnson, Oregon	2020
LB Nephi Sewell, Utah	2022
K Blake Grupe, Notre Dame	2023
LB Anfernee Orji, Vanderbilt	2023
CB Rico Payton, Pittsburg State	2024
P Matthew Hayball, Vanderbilt	2024
TE Dallin Holker, Colorado State	2024
WR Mason Tipton, Yale	2024

## COMMANDERS VS. SAINTS

### SAINTS IN 2024 WHEN:

Leading After First Quarter.....	4-4
Tied After First Quarter.....	1-1
Trailing After First Quarter.....	0-3
Leading at Halftime.....	5-4
Trailing at Halftime.....	0-4
Leading After Third Quarter.....	4-1
Tied After Third Quarter.....	1-0
Trailing After Third Quarter.....	0-7
Saints Score First.....	5-4
Opponent Scores First.....	0-4
Saints 200+ net Yards Passing.....	4-3
Saints 100+ Yards Rushing.....	3-4
Saints outrush opponent.....	3-3
+ 2 Turnover Margin.....	1-0
+ 1 Turnover Margin.....	2-2
Even Turnover Margin.....	1-4
-1 Turnover Margin.....	0-2
-2 Turnover Margin.....	1-0
Recording 0 Takeaways.....	1-2
Recording 1 Takeaway.....	3-4
Recording 2 Takeaways.....	0-1
Recording 3 Takeaways.....	1-1
Defense Has 3+ Sacks.....	4-2
Indoors.....	4-5
Outdoors.....	1-3
Home Games.....	3-4
Road Games.....	2-4
On Artificial Turf.....	5-7
On Natural Grass.....	0-1
Allowing 20 Or Fewer Points.....	5-1
Scoring 20 Or More Points.....	4-3

### SAINTS BY THE NUMBERS

**6** - In his Nov. 17 standout performance vs. Cleveland, TE Taysom Hill set career-bests in rushing yards [138], rushing average [19.7], total yards from scrimmage [188], all-purpose-yards [230] and tied career-highs in rushing touchdowns and total touchdowns [3], earning him NFC Offensive Player of the Week.

**6** - In the Sept. 15 44-19 win at Dallas, New Orleans scored touchdowns on their first six offensive possessions for only the second time in franchise history, the other occurring on Dec. 21, 2008 at Detroit. The Saints have won a franchise-record six consecutive season openers dating back to 2019. The six-game opener winning streak is the longest current streak in the National Football League.

**8** - Ring of Honor members, including guard Jahri Evans, who was inducted at halftime on Nov. 17, vs. Cleveland.

**9** - In the Sept. 8 opening win over Carolina, New Orleans scored on nine straight possessions, their first nine of the contest, tying the club record previously set in 2011 and 2018. Also the number of rookies on the 53-man roster, including five draft picks [T Taliese Fuaga, CB Kool-Aid McKinstry, DT Christian Boyd, LB Jaylan Ford, and QB Spencer Rattler] and four free agents [P Matthew Hayball, TE Dallin Holker, CB Rico Payton and WR Mason Tipton].

**10** - With his second quarter two-yard touchdown reception from QB Derek Carr on Nov. 5, 2023, vs. Chicago, Hill became the first player since QB/HB Frank Gifford to have at least ten career rushing touchdowns, ten career passing touchdowns and ten career receiving touchdowns. The Saints are ranked tenth in the NFL in rushing yards per game [128.7].

**19** - Before a fourth quarter miss on Oct. 27, at the L.A. Chargers, second-year kicker Blake Grupe made consecutive field goal attempts dating back to the 2023 season, tied for the sixth-longest streak in franchise history.

**18** - Number of interceptions by New Orleans in 2023, tied for third in the NFL, more than doubling and nearly tripling their 2022 total of seven. The Saints' 13 interceptions in 2024 through 13 games are tied for fifth in the National Football league.

**28** - Number of teams DE Cameron Jordan has a sack against. The clubs Jordan has not recorded a takedown against are Baltimore, Kansas City, and the New York Jets.

**36** -With 36 career interceptions, S Tyrann Mathieu is tied as the NFL's active leader in picks with Vikings S Harrison Smith.

**39** - Career number of 300-yard passing games by QB Derek Carr, ninth in the NFL since coming into the league in 2014.

CONTINUED ON NEXT PAGE

## COMMANDERS VS. SAINTS

### SAINTS BY THE NUMBERS (CONT.)

**47** - Players sacked by Jordan in his career.

**57** - RB Alvin Kamara had a career-long 57-yard touchdown reception in the Sept. 15 win at Dallas.

**58** - The club is in its 58th season of play in 2024.

**60** - Club-record number of rushing touchdowns by Kamara, the second-highest league total since he was drafted by the Saints in 2017. The total is tied for 53rd all-time after he rushed for one score on Oct. 13, vs. Tampa Bay. With one rushing touchdown on Sunday against the Washington Commanders, he would move into a tie for 50th.

**75** - Kamara's 75 receptions in 2023 led NFC tailbacks and ranked second in the NFL at running back. With 75 catches in 2024, he would become the first running back in NFL history with at least 75 grabs in six career seasons. In 2024, Kamara's 64 receptions leads both his team in receiving and league running backs.

**76** - Coming off a season-high 13 passes defended on Sunday at the New York Giants, the Saints lead the NFL with 76 passes defended.

**85** - The franchise-record number of total touchdowns by Kamara, second-highest in the National Football League since 2017 and tied for 57th all-time. With one touchdown Sunday, Kamara would move into a tie for 53rd and with two, would move into a tie for 52nd.

**90** - DB J.T. Gray's 90 special teams tackles since coming to the NFL in 2018 rank second in the NFL over the period. In 2024, Gray has set a new career-high with 23 stops, the first Saint to reach 20 since CB Usama Young in 2007.

**118.5** - Career sacks by Jordan, first in team records and ranked 23rd all-time in the National Football League. With 1.5 takedowns, he would become the 23rd player with 120 career sacks.

**168** - Number of regular season games Carr has started in his career, the most by a signal-caller since 2014.

**180** - Number of total yards from scrimmage by Kamara on September 15 at Dallas. Combined with his four touchdowns on Sept. 15 and a 172-yard, six-touchdown performance on Christmas day in 2020 vs. Minnesota, he became the fifth player in the Super Bowl era with multiple career games with at least 150 scrimmage yards and four touchdowns, joining Pro Football Hall of Famers LaDainian Tomlinson [four games], Marshall Faulk [three] and Jerry Rice [two], as well as Clinton Portis [two].

**199** - Number of regular season wins by franchise at the Caesars Superdome, needing a win to reach 200 on December 15, vs. Washington.

**215** - Career-high number of total yards from scrimmage by Kamara on Nov. 10 at Carolina. The 215 is the fourth-highest single-game total in the NFL this season and the fifth-highest total in Saints history.

**257** - Number of career touchdown passes by Carr, ranked 22nd in NFL record books.

**427** - Franchise wins [regular season/postseason combined] after Sunday's win at the New York Giants.

**569** - With 569 career receptions, Kamara has the most receptions by a running back in his first eight seasons in NFL history and second in club record books. Kamara needs 19 receptions to surpass Marcus Allen [587] for the fifth-most receptions by a running back in NFL history. Only Larry Centers [827], Marshall Faulk [767], LaDainian Tomlinson [624] and Keith Byars [610] have more.

**938** - With 938 rushing yards in 2024, Kamara needs 62 yards on the ground against Washington on Sunday to reach 1,000 for the first time in his career and to become the first Saint to reach the mark since Mark Ingram II in 2017.

**1,417** - Career number of tackles by LB Demario Davis, joining Seattle linebacker Bobby Wagner and Tampa Bay linebacker Lavonte David as only the third active player with 1,400 stops.

CONTINUED ON NEXT PAGE



## COMMANDERS VS. SAINTS

### SAINTS BY THE NUMBERS (CONT.)

**3,765** - Career completions by Carr, ranked 19th all-time.

**6,767** - Rushing yardage total by Kamara, ranked first in club record books. Kamara's total is ranked 77th all-time. With 23 rushing yards on Sunday, he would move into 76th past former Eagles RB Wilbert Montgomery.

**11,471** - Club-record total yards from scrimmage by Kamara, the second-highest total in the National Football League since 2017 and ranked 81st all-time. With 32 yards from scrimmage, he would move into 80th past WR Muhsin Muhammad and with 113, he would move into 79th past RB James Brooks.

**41,245** - Career passing yardage total by Carr, ranked 23rd all-time. On Oct. 7 at Kansas City, Carr became the seventh player to reach 40,000 passing yards in their first 11 campaigns.

### SAINTS TEAM CAPTAINS

In 2024, tight end Taysom Hill was added as an offensive team captain, with running back Alvin Kamara added in Week Ten. Defensive end Cameron Jordan's the team's longest tenured captain (2015). Quarterback Derek Carr, linebacker Demario Davis, center/guard Erik McCoy, safety Tyrann Mathieu, defensive back J.T. Gray (special teams) and longsnapper Zach Wood round out the group.



### 2024 NEW ORLEANS SAINTS TEAM CAPTAINS

**Offense** - Quarterback Derek Carr, running back Alvin Kamara, center Erik McCoy and tight end Taysom Hill

**Defense** - Linebacker Demario Davis, defensive end Cameron Jordan and safety Tyrann Mathieu

**Special Teams** - Defensive back J.T. Gray and longsnapper Zach Wood

### LONGEST TENURED SAINTS

There are currently four Saints on the 53-man roster who have played at least 100 regular season games for the franchise, led by defensive end Cameron Jordan with 222 regular season games played, ranked second in club history. Only the second player to appear in 200 regular season games as a Saint, Jordan needs six more appearances to tie quarterback Drew Brees for first and eight to become the franchise's all-time leader.



### ACTIVE SAINTS WITH MOST GAMES PLAYED WITH CLUB

Player	Pos.	Games
1. Cameron Jordan	DE	222
2. Zach Wood	LS	128
3. Alvin Kamara	RB	114
4. Demario Davis	LB	110

### RESURGENT RUSH

With a resurgent rushing attack under Offensive Coordinator Klint Kubiak's leadership, the Saints are tied for sixth in the NFL in rushing touchdowns (14) and tenth in rushing yards per game (130.7).



## COMMANDERS VS. SAINTS

### NFL 2024 RUSHING TOUCHDOWN LEADERS

Team	Rushing TDs
1. Phi.	25
2. Buf.	24
3. Was.	23
4. Det.	22
5. Bal.	17
6. Sea.	16
<b>7t. NO</b>	<b>15</b>
7t. GB	15

### NATIONAL FOOTBALL LEAGUE RUSHING YARDS PER GAME LEADERS IN 2024

Team	Gms.	Att.	Yards	Ypg.
1. Phi.	12	442	2,267	188.9
2. Bal.	13	407	2,328	179.1
3. Was.	13	413	2,040	156.9
4. Det.	12	389	1,853	154.4
5. GB	12	372	1,782	148.5
6. Arz.	12	330	1,697	141.4
7. SF	12	340	1,675	139.6
8. TB	12	324	1,646	137.2
9. Pit.	12	403	1,597	133.1
<b>10. NO</b>	<b>12</b>	<b>343</b>	<b>1,581</b>	<b>131.8</b>

### RED ZONE SCORING

Under the supervision of Kubiak, the New Orleans offense is ranked seventh in the National Football League in red zone touchdown percentage (60.5), after reaching the end zone on both red zone trips on Sunday's 14-11 win at the New York Giants.

### NFL RED ZONE TOUCHDOWN PERCENTAGE LEADERS IN 2024

Team	Dri.	Pts.	TD	TD%
1. Bal.	52	301	39	75.0
2. Cin.	42	237	29	69.0
3. Chi.	29	154	20	69.0
4. TB	51	281	35	68.6
5. Buf	54	294	37	68.5
6. Det.	55	289	37	67.3
<b>7. NO</b>	<b>38</b>	<b>178</b>	<b>23</b>	<b>60.5</b>

## COMMANDERS VS. SAINTS

### INSIDE THE 20

The New Orleans defense is tied for eighth in the NFL in opponent red zone touchdown percentage after keeping the New York Giants out of the end zone in two-of-three trips in Sunday's 14-11 win at the New York Giants.



### NFL OPP. RED ZONE TOUCHDOWN PERCENTAGE LEADERS IN 2024

Team	Dri.	Pts.	TD	TD%
1. LAC	31	125	13	41.9
2. Den.	37	161	16	43.2
3. Chi.	50	215	23	46.0
4. Det.	36	154	17	47.2
5. Ari.	46	202	22	47.8
6t. Mia.	39	177	19	48.7
6t. Phi.	39	170	19	48.7
<b>8t. NO</b>	<b>40</b>	<b>174</b>	<b>20</b>	<b>50.0</b>
8t. LAR	46	207	23	50.0

### AGAINST THE PASS

In 2023, the Saints finished fifth in the NFL in opponent passer rating (79.7). In 2024, the Saints rank third in the NFL in opponent touchdown passes (12) and fourth in opponent passer rating (80.5) and opponent completion percentage (61.1). In Sunday's win at the New York Giants, New Orleans allowed QB Drew Lock to complete only 21-of-49 passes (42.9 pct.) for 227 yards, zero touchdowns and an interception by LB Demario Davis and a 48.6 passer rating.



### 2024 NFL OPPONENT PASSER RATING LEADERS

Rk. Team	Rating
1. Detroit	76.5
2. Pittsburgh	79.2
3. Minnesota	80.2
<b>4. New Orleans</b>	<b>80.5</b>

### FEWEST TOUCHDOWN PASSES SURRENDERED IN THE NFL IN 2024

Rk. Team	TD Passes
1t. N.Y. Jets	11
1t. Detroit	11
<b>3. New Orleans</b>	<b>12</b>
4. Chicago	13

### 2024 NATIONAL FOOTBALL LEAGUE OPPONENT COMPLETION PERCENTAGE LEADERS

Rk. Team	Rating
1. Houston	56.3
2. Detroit	60.7
3. Cleveland	61.09
<b>4. New Orleans</b>	<b>61.1</b>
5. Philadelphia	61.7

### BALL-HAWKING DEFENDERS

Competitiveness against opposing passing attacks has become a mantra of the defensive coaching staff. New Orleans' 99 passes defended in 2023 were ranked first in the NFL with CB Paulson Adebbo ranked third individually with a career-high 18 and two other players in the top ten, including cornerback Alontae Taylor (career-high 14), making the Saints the only team with three players in the top ten. In 2024, New Orleans is ranked first in the NFL with 76 after recording the highest total by a team in 2024 on Sunday.

### 2024 TEAM NFL PASSES DEFENSED LEADERS (PRESS BOX TOTALS)

Rk. Team	Passes Defensed
<b>1. NEW ORLEANS</b>	<b>76</b>
2t. L.A. Chargers	75
2t. Houston	75
2t. Minnesota	75
5. Philadelphia	72

## COMMANDERS VS. SAINTS

### 2024 TEAM NFL PASSES SINGLE-GAME TEAM PASS-DEFENSED LEADERS (PRESS BOX TOTALS)

Rk. Team, Date	Passes Defensed
<b>1. NO, 12/8/25</b>	<b>13</b>
2t. LAC, 11/3/24	12
2t. Den, 12/2/24	12
2t. Min., 9/29/24	12
<b>5. NO, 10/13/24</b>	<b>11</b>

### PICK CITY

Interceptions have been a priority of the defensive coaching staff. In 2023, the club's 18 picks were double the team's 2022 total of seven, tied for third in the National Football League. Individually, cornerback Paulson Adebo and safety Tyrann Mathieu tied for the team lead with four picks apiece, tied for seventh in the NFL. In 2024, the Saints are tied for fifth in the NFL with 13 interceptions with Adebo and S Tyrann Mathieu tied for tenth individually with three apiece.



### 2024 TEAM NFL INTERCEPTION LEADERS

Rk. Team	Interceptions
1. Minnesota	20
2. Houston	16
3. Pittsburgh	15
4. Detroit	14
<b>5t. New Orleans</b>	<b>13</b>
5t. Buffalo	13
5t. L.A. Chargers	13

### SUPER SPECIAL TEAMS UNITS

In their fifth year under the supervision of **Darren Rizzi**, who was elevated to interim head coach on Monday after supervising special teams since 2019, the Saints special teams units finished 2023 ranked second in the NFL under writer Rick Gosselin's comprehensive rankings system. This was the fourth top five ranking by the Saints special teams units during Rizzi's tenure, based on 22 kicking-game categories with New Orleans leading or sharing the lead in five of them and finishing in the top ten in 13.



### SPECIAL TEAMS TOUCHDOWNS

In 2023, New Orleans recorded two touchdowns on special teams for the first time since the 2017 campaign. WR/RS **Rashid Shaheed** had a 76-yard punt return for a touchdown at Green Bay on Sept. 24, the team's first punt return for a touchdown since 2019. On Dec. 10, vs. Carolina, LB **Nephi Sewell** force Panthers P Johnny Hekker to fumble on a punt play, which was recovered by LB **D'Marco Jackson** for an eight-yard touchdown. New Orleans scored their first of 2024 on October 13, when Shaheed returned a punt 54 yards for a score vs. Tampa Bay.

### RETURN GAME

Shaheed provided a spark to the New Orleans punt return game prior to his season-ending knee injury in Week Six. He was on his way to being selected as a Pro Bowl starter as a return specialist, a first-team *Associated Press* All-Pro as a punt returner again. Shaheed is now only the third Saint with multiple punt returns for touchdowns.

### SAINTS PUNT RETURN TD LEADERS

Rk. Saint	PR TDs
1. Reggie Bush, 2006-10	4
<b>2t. Rashid Shaheed, 2022-</b>	<b>2</b>
2t. Tyrone Hughes, 1993-96	2

## COMMANDERS VS. SAINTS

### SUPER SPECIAL TEAMS UNITS (CONT.)

Since Rizzi came to New Orleans in 2019 as the club's special teams coordinator, the Saints' three punt returns for touchdowns rank second in the NFL.

#### NATIONAL FOOTBALL LEAGUE PUNT RETURN TD LEADERS SINCE 2019

Rk. Team	PR TDs
1. Detroit Lions	4
2. New Orleans Saints	3
3t. Six teams	2

With Shaheed suffering the season-ending knee injury, the punt return duties have since fallen to **Dante Pettis**. Pettis, a speedster, who was originally a second round pick of the San Francisco 49ers out of the University of Washington in 2018 and the son of former major league baseball base stealing legend, Gary Pettis, had a career-long 53-yard punt return in the second half of the team's 35-14 win over Cleveland on Nov. 17, to set up a touchdown. As a team, New Orleans is ranked third in the National Football League in team punt return average, one of five clubs to have a runback for a touchdown. With the 54-yard touchdown by Rashid and the 53-yard runback by Pettis, the Saints are the only team in the NFC and one of only two in the NFL in 2024 to have two punt returns of 50-or-more yards.

#### 2024 NFL PUNT RETURN AVERAGE LEADERS (TEAM)

Rk. Team	Punt Return Average
1. New England	15.2
2. New Orleans	13.9
3. Jacksonville	13.6

### SAFETY DANCE

New Orleans' special teams units accounted for the club's first safety since the 2020 season on October 27 at the Los Angeles Chargers. In the first quarter, tight end **Taysom Hill** took advantage of an errant snap and tackled punter JK Scott with the football eventually going out of the end zone for a safety.

### BLOCK UNIT

New Orleans' field goal block unit has come through big on two occasions since Rizzi took over interim head coach duties in a pair of three point victories. In the Nov. 10, 20-17 win over Atlanta, DT **John Ridgeway III** made a game-changing play when he blocked a 35-yard field goal attempt in the next to last play of the first half.

In Sunday's 14-11 win at the New York Giants, DT **Bryan Bresee's** block of a 35-yard field goal attempt with 11 seconds left preserved the Saints victory and prevented the contest from going to overtime.



### COVERAGE CAPTAIN

New Orleans' coverage units in 2024 are again led by special teams co-captain **J.T. Gray**. Signed by the Saints following the 2018 NFL Draft out of Mississippi State, Gray has been voted by his teammates as a special teams captain for the past three seasons and has been selected both as a Pro Bowl starter and *Associated Press* All-Pro. Playing in 94 career games, Gray has career totals of 90 special teams stops, two blocked punts, three fumble recoveries and 13 defensive tackles, 2.5 sacks, one forced fumble and a pass defense. In 2023, he finished with 11 coverage stops to lead the team and tie for 12th in the NFL in 14 contests. Gray's special teams impact was at its best on September 22 vs. Philadelphia, when he blocked a punt in the third quarter against the Eagles, the second of his career.



## COMMANDERS VS. SAINTS

### SUPER SPECIAL TEAMS UNITS (CONT.)

Gray's 90 tackles since 2018 are ranked first in the NFL, despite missing six total contests in 2022 and 2023 with injuries. Since his first full season in 2019, Gray's 88 stops rank first in the league. In 2024, Gray is ranked first on the team with a career-high 23 coverage stops, the most by a Saint since 2007 [DB Usama Young-20], adding three tackles and one forced fumble on defense.

### 2018-PRESENT SPECIAL TEAMS TACKLES LEADERS

Rk. Player, Team	No.
1. J.T. Gray, NO	90
2. Nick Bellore, Sea.-Was.	88
3. George Odum, Ind.-SF	81

### 2019-PRESENT SPECIAL TEAMS TACKLES LEADERS

Rk. Player, Team	No.
1. J.T. Gray, NO	88
2. Nick Bellore, Sea.-Was.	79
3. George Odum, Ind.-SF	72

### 2024 SAINTS SPECIAL TEAMS TACKLES LEADERS

Rk. Saint	No.
1. J.T. Gray	25
2. Anfernee Orji	14
3. Rico Payton	10
4. Cedrick Wilson Jr.	9

### PUNT COVERAGE LEADER

The success of the team's coverage units allowed New Orleans to rank first in the NFL in opponent punt return average in 2023 and eighth in 2024.

### 2024 NFL OPP. PUNT RETURN AVERAGE LEADERS

Team	Opp. Punt Return Av.
1. Hou.	4.3
2. Pit.	5.8
3. Det.	6.3
4. Min.	6.7
5. Wash.	6.9
6. Phi.	7.1
7. Car.	7.5
8. NO	7.7

### KICKOFF COVERAGE LEADERS

The Saints kickoff coverage units are currently ranked first in the NFL as opponents' average starting field position is at the 27.7-yard line following kickoffs, adjusting to the rules changes.

### 2024 NFL OPPONENT KICKOFF AVERAGE STARTING POSITION LEADERS

Team	Opp. Starting Position
1. New Orleans	27.5
2. Las Vegas	28.2
3. Green Bay	28.8

### JUST FOR KICKS

In 2023, rookie free agent kicker **Blake Grupe** won placekicking duties in a training camp competition and has made significant contributions to the special teams units.

Grupe was signed as a free agent out of Notre Dame, where he played his graduate campaign in 2022, after handling kicking duties at Arkansas State from 2017-21. In 17 games, Grupe made 30 of 37 field goal attempts and all 40 PAT attempts to lead the team with 130 points. In 2024, Grupe has made 20-of-24 field goal attempt, including two contests this season with two 50+-yard kicks. On Oct. 27, a 19-kick streak of successful field goal attempts came to end end, tied for the sixth-longest streak in franchise history.

### SAINTS CONSECUTIVE FIELD GOAL CONVERSION STREAKS

Rk.	Saint, Dates	No.
1.	Wil Lutz, 10/27/19-11/1/20	29
2.	Wil Lutz, 9/16-12/23/18	26
3.	Morten Andersen, 11/1/92-9/12/93	25
4t.	Morten Andersen, 11/24/85-10/5/86	20
4t.	John Carney, 11/20/05-10/1/06	20
6t.	Wil Lutz, 11/17/16-9/17/17	19
6t.	<b>Blake Grupe, 12/17/23-10/27/24</b>	<b>19</b>

**QUARTERBACKS**

**DEREK CARR**



On March 6, 2023, the Saints agreed to terms with Derek Carr on a four-year contract to solidify the quarterback position. He spent the first nine seasons of his NFL career with the Oakland/Las Vegas Raiders. Originally selected in the second round [36th overall] of the 2014 NFL Draft by the Raiders out of Fresno State, the Bakersfield, Calif. native has started all 169 career regular season games he has played in, the most starts at the position over that time, completing 3,765-of-5,785 passes [65.1 pct.] for 41,245 yards with 257 touchdown passes, 112 interceptions and a 92.8 passer rating, while adding 956 rushing yards and seven touchdowns. Since entering the league in 2014, Carr ranks first in the NFL in completions, second in passing yardage and sixth in passing touchdowns. He became the third quarterback in NFL history to pass for 3,000-plus yards in each of his first ten seasons, joining Pro Football Hall of Fame signal-caller Peyton Manning and Russell Wilson. He is just the seventh player in NFL history to reach 40,000 passing yards in his first nine seasons and has completed 322 passes of 25+ yards since he entered the league in 2014, third-most in the NFL over that span.

Carr started all 17 games in 2023 and completed 375-of-548 passes [68.4 pct.] for 3,878 yards with 25 touchdowns, eight interceptions and a 97.7 passer rating. He finished his first season in Black and Gold ranked second in the NFL in fourth quarter passer rating [106.9], sixth in completion percentage, seventh in completions and tenth in TD passes and passer rating.

In 2024, Carr has completed 189-of-279 passes [67.7 pct.] for 2,145 yards, 15 touchdowns, only five interceptions and a 101.1 passer rating. He missed his first games as a Saint in Weeks Six-Eight [oblique], but returned to action for the team's Week nine contest at Carolina and is ranked fifth in the NFL in third down passer rating [109.6] and ninth in the NFL in passer rating.

**WHERE HE RANKS**

Since 2014, Carr has thrown for 41,245 passing yards, the third-most in the NFL over that span.

**PASSING YARDS SINCE 2014**

Rk.	Quarterback	No.
1.	Matthew Stafford	41,893
2.	Kirk Cousins	41,547
<b>3.</b>	<b>Derek Carr</b>	<b>41,245</b>
4.	Tom Brady	40,065

Carr's 39 career games of at least 300 yards passing since 2014 are ninth in the NFL.

**300-YARD PASSING GAMES SINCE 2014**

Rk.	Quarterback	No.
1.	Tom Brady	54
2.	Matt Ryan	52
3.	Kirk Cousins	51
4t.	Drew Brees	45
4t.	Patrick Mahomes	45
6.	Matthew Stafford	41
7t.	Ben Roethlisberger	40
7t.	Philip Rivers	40
<b>9.</b>	<b>Derek Carr</b>	<b>39</b>

Carr's 257 touchdown passes since 2014 are the sixth-most in the NFL since his arrival in the league.

**TOUCHDOWN PASSES SINCE 2014**

Rk.	Quarterback	No.
1.	Aaron Rodgers	307
2.	Russell Wilson	294
3.	Tom Brady	290
4.	Kirk Cousins	279
5.	Matthew Stafford	267
<b>6.</b>	<b>Derek Carr</b>	<b>257</b>

## COMMANDERS VS. SAINTS

Carr's 3,765 completions since 2014 are the most in the NFL over that span and ranked 19th in league record books

### COMPLETIONS SINCE 2014

Rk.	Quarterback	No.
1.	Derek Carr	3,765
2.	Kirk Cousins	3,643
3.	Matthew Stafford	3,642
4.	Tom Brady	3,575
5.	Matt Ryan	3,458

### 20+TDS

With 25 touchdowns in 2023 after tying his career-high by tossing four scoring throws in the season finale win vs. Atlanta, Carr has notched nine career seasons with 20+ passing touchdowns, tied for the most 20-touchdown seasons since 2014.

### SEASONS WITH 20+ PASSING TOUCHDOWNS SINCE 2014

Rk.	Quarterback	No.
1t.	Derek Carr	9
1t.	Tom Brady	9
1t.	Russell Wilson	9
1t.	Aaron Rodgers	9
5t.	Matt Ryan	8
5t.	Kirk Cousins	8

Carr is only the fifth player in NFL history to have nine or more campaigns with 20+ passing touchdowns in their first ten seasons.

### SEASONS WITH 20+ PASSING TOUCHDOWNS IN FIRST 10 SEASONS

Rk.	Quarterback	No.
1t.	Russell Wilson	10
1t.	Peyton Manning	10
1t.	Dan Marino	10
4t.	Derek Carr	9
4t.	Matt Ryan	9

### 20+ IN THE LAST FIVE

Carr is also one of only three quarterbacks with 20+ passing touchdowns in each of the last five seasons (2019-23), joining Josh Allen and Patrick Mahomes.

### MULTI-TD GAMES

With two touchdowns on Nov. 17 vs. Cleveland, Carr's 82 career games with multiple passing touchdowns are ranked sixth in the National Football League since 2014.

### GAMES WITH MULTIPLE TD PASSES SINCE 2014

Rk.	Quarterback	No.
1.	Aaron Rodgers	99
2.	Russell Wilson	90
3.	Tom Brady	89
4.	Kirk Cousins	86
5.	Matthew Stafford	84
6.	Derek Carr	82

### 3,000 X 10

Carr's one of just three quarterbacks to pass for at least 3,000 yards in each of his first ten seasons.

### QUARTERBACKS WITH 10 3,000 YARD SEASONS TO START CAREER

Rk.	Quarterback	Years
1t.	Derek Carr	2014-23
1t.	Peyton Manning	1998-2007
1t.	Russell Wilson	2012-21

### 40,000+ IN 11

Derek Carr is just one of seven National Football League quarterbacks to reach 40,000 career passing yards in their first 11 campaigns, after he reached 40,089 career passing yards on Oct. 7 in Kansas City. Carr joins Matt Ryan, Peyton Manning, Matthew Stafford, Drew Brees, Dan Marino and Russell Wilson.

### PASSING YARDS - FIRST 11 SEASONS

Rk.	Quarterback	No.
1.	Matt Ryan	46,720
2.	Peyton Manning	46,088
3.	Derek Carr	41,245
4.	Matthew Stafford	41,025
5.	Drew Brees	40,742
6.	Dan Marino	40,720
7.	Russell Wilson	40,583



**CLUTCH CARR**

Carr has thrown three passing touchdowns in overtime in his career. Since overtime began in the NFL in 1974, his three passing touchdowns are tied for second in that span.

**OVERTIME PASSING TOUCHDOWNS-SINCE 1974**

Rk.	Quarterback	No.
1.	Drew Bledsoe	4
<b>2t.</b>	<b>Derek Carr</b>	<b>3</b>
2t.	Dak Prescott	3

**RATINGS LEADER**

In 2024, Carr ranks ninth in the National Football League with a 101.1 passer rating and fifth on third down with a 109.6 rating.

**2024 NFL PASSER RATING LEADERS**

Rk.	Quarterback	Rating
1.	Lamar Jackson	116.3
2.	Jared Goff	109.1
3.	Sam Darnold	108.1
4.	Joe Burrow	107.9
5.	Tua Taovailoa	107.4
6.	Jalen Hurts	102.4
7.	Josh Allen	102.9
8.	Baker Mayfield	101.4
<b>9.</b>	<b>Derek Carr</b>	<b>101.0</b>
10.	Jayden Daniels	99.4

**2024 NFL THIRD DOWN PASSER RATING LEADERS**

Rk.	Quarterback	Rating
1.	Jared Goff	119.1
2.	Patrick Mahomes	117.3
3.	Lamar Jackson	115.8
4.	Joe Burrow	110.4
<b>5.</b>	<b>Derek Carr</b>	<b>109.6</b>

**CHUNK PLAYS**

Derek Carr owns 347 completions of 20 yards or more over the last seven seasons (2018-24), the third-most in the National Football League over that span.

**20+ YARD COMPLETIONS - SINCE 2018**

Rk.	Quarterback	No.
1.	Patrick Mahomes	407
2.	Jared Goff	381
<b>3.</b>	<b>Derek Carr</b>	<b>347</b>

Carr owns 324 completions of 25 yards or more over his ten-year career, the third-most in the National Football League over that span.

**25+ YARD COMPLETIONS-SINCE 2014**

Rk.	Quarterback	No.
1.	Russell Wilson	341
2.	Kirk Cousins	329
<b>3.</b>	<b>Derek Carr</b>	<b>324</b>
4t.	Tom Brady	309
4t.	Aaron Rodgers	309
6.	Matthew Stafford	306

Carr owns 98 completions of 40 yards or more in his career, third-most in the National Football League over that span (2014-). On November 17, vs. Cleveland, he tossed a 71-yard touchdown to WR Marquez Valdes-Scantling, the team's longest pass play of the season.

**40+ YARD COMPLETIONS-SINCE 2014**

Rk.	Quarterback	No.
1.	Russell Wilson	108
2.	Matthew Stafford	104
<b>3.</b>	<b>Derek Carr</b>	<b>98</b>
4t.	Aaron Rodgers	96
4t.	Kirk Cousins	96

## COMMANDERS VS. SAINTS

Carr's 28 touchdown passes of 20-yards or more since 2022 rank third in the NFL over that period.

### 20+ YARD TD PASSES-SINCE 2022

Rk.	Quarterback	No.
1.	Jalen Hurts	30
2.	Jared Goff	29
3.	<b>Derek Carr</b>	<b>28</b>
4.	Joe Burrow	27
5.	Baker Mayfield	26

## RUNNING BACKS

### ALVIN KAMARA

A talented runner and receiver who was selected by the Saints in the third round of the 2017 NFL Draft out of Tennessee, Kamara enjoyed an outstanding rookie campaign. He ranked first on the club and sixth in the NFL in yards from scrimmage [1,554], second on the team in rushing and receiving, carrying 120 times for 728 yards [6.1 avg] with eight TDs and a two-point conversion, catching 81 passes for 826 yards [10.2 avg] with five touchdowns and one kickoff return for a touchdown. Kamara set a club rookie record with 14 total scores, tied for second in the NFL and finished first in the league in yards per carry. Kamara was the first Saints offensive rookie selected to the Pro Bowl since Rueben Mayes [1986], as an AP second team All-Pro [flex], the club's first rookie All-Pro since 1993. He was also named *The Sporting News* NFL Rookie of the Year and AP NFL Offensive Rookie of the Year.

In 114 career regular season games with 83 starts, Kamara has carried 1,538 times for 6,767 yards [4.4 avg.] with 60 touchdowns and has caught 569 passes for 4,704 yards [8.3 avg.] with 24 touchdowns. Kamara is the franchise's all-time leader in rushing yards, rushing touchdowns, total touchdowns [85], total yards from scrimmage [11,471] and all-purpose yardage [12,129].

Kamara is enjoying a spectacular season in 2024, carrying 223 times for 938 yards [4.2 avg.] with six touchdowns and catching a club-best 64 passes for 485 yards [7.6 avg.] with a career-long 57-yard touchdown. With the ability to move the chains in volume, he is ranked third in the National Football league in total yards from scrimmage [1,423], fifth in first downs [68] and leads running backs in receiving. With 62 rushing yards on Sunday, he will reach 1,000 for the first time in his career and be the first Saint since Mark Ingram in 2017.

**SAINTS**

## SCRIMMAGE LEADER

Since entering the NFL in 2017, Kamara ranks second in the league in total yards from scrimmage [11,392], only one of two players to have 11,000 over that period. With 1,423 scrimmage yards this season, Kamara is the third player since 2000 with at least 1,100 scrimmage yards in each of his first eight seasons, joining Matt Forte and Pro Football Hall of Famer LaDainian Tomlinson..

### NFL TOTAL YARDS FROM SCRIMMAGE LEADERS SINCE 2017

Rk.	Player	No.
1.	Derrick Henry	11,865
2.	<b>Alvin Kamara</b>	<b>11,471</b>
3.	Tyreek Hill	10,867
4.	Christian McCaffrey	10,853
5.	Ezekiel Elliott	9,810

Kamara's 1,423 total yards from scrimmage in 2024 are ranked third in the NFL.

### NATIONAL FOOTBALL LEAGUE 2024 TOTAL YARDS FROM SCRIMMAGE LEADERS

Rk.	Player	No.
1.	Saquon Barkley	1,890
2.	Derrick Henry	1,532
3.	<b>Alvin Kamara</b>	<b>1,423</b>
4.	Bijan Robinson	1,378
5.	Ja'Marr Chase	1,344

## ALL-PURPOSE LEADER

The franchise's all-purpose yardage [rushing, receiving, kickoff return and punt return yardage] leader, in the Oct. 29, 2023 win at Indianapolis, Kamara became the first Saint with 10,000 career all-purpose yards.

### SAINTS CAREER ALL-PURPOSE YARDAGE LEADERS

Rk.	Saints	No.
1.	<b>Alvin Kamara</b>	<b>12,129</b>
2.	Marques Colston	9,766
3.	Deuce McAllister	8,304

**TOUCHDOWN LEADER**

In the Saints' 2020 Christmas 52-33 win over the Vikings, Kamara tied the National Football League record for total touchdowns (6) and rushing touchdowns (6), as he carried 22 times for a career-high 155 yards (7.0 avg.), adding three receptions for 17 yards for 172 yards from scrimmage. The rushing touchdowns record tied the mark held by Ernie Nevers of the Chicago Cardinals since Nov. 28, 1929, while for total touchdowns, Kamara joins Nevers, Cleveland's Dub Jones (Nov. 25, 1951) and Chicago's Gayle Sayers (Dec. 12, 1965). The performance catapulted Kamara to the NFL's touchdown lead, as he joined running back Dalton Hilliard as only the second Saint to lead the league in touchdowns.



**2020 NFL TOUCHDOWN LEADERS**

Rk.	Player	No.
1.	Alvin Kamara, NO	21
2t.	Tyreek Hill, KC	17
2t.	Dalvin Cook, Min.	17
2t.	Davante Adams, GB	17

**SAINTS SINGLE SEASON TOUCHDOWN LEADERS**

Rk. Saint, Year	No.
1. Alvin Kamara, 2020	21
2t. Dalton Hilliard, 1989	18
2t. Alvin Kamara, 2018	18

Through his first eight seasons since being drafted, Kamara is the club's all-time leader in multiple touchdown performances, adding two multi-score games to his career totals in 2024.

**NEW ORLEANS SAINTS CAREER MULTI-TD GAMES**

Rk. Saint	No.
1. Alvin Kamara, 2017-	23
2t. Marques Colston, 2006-15	15

In 2023, Kamara became the franchise's all-time leader for touchdowns. In the National Football League record books, Kamara is tied for 57th all-time with wide receivers Mark Clayton and Tommy McDonald. With one touchdown on Sunday vs. the Los Angeles Rams, he would move into a tie for 53rd with running backs Ottis Anderson and Ezekiel Elliott and wide receivers Hines Ward and Paul Warfield.

**SAINTS CAREER TOTAL TOUCHDOWN LEADERS**

Rk. Saint	No.
1. , Alvin Kamara, 2017-	85
2. Marques Colston, 2006-15	72
3. Mark Ingram, 2011-18, 21-22	57

**FIRST DOWN LEADER**

Kamara's 64 first downs in 2024 are ranked fifth in the NFL.



**2024 NATIONAL FOOTBALL LEAGUE FIRST DOWN LEADERS**

Rk. Player	No.
1t. Kyren Williams, L.A. Rams	76
1t. Saquon Barkley, Philadelphia	76
3. Derrick Henry, Baltimore	71
4. James Conner, Arizona	70
5. Alvin Kamara, New Orleans	68
6t. Josh Jacobs, Green Bay	66
6t. Bijan Robinson, Atlanta	66

**TWO-POINT LEADER**

With a pair of two-point conversions on Nov. 12, 2023, at Minnesota, Kamara is now tied for first in NFL record books with Pro Football Hall of Fame RB and New Orleans native Marshall Faulk with seven total, needing one more to become the NFL's all-time record holder. Kamara had three two-point conversions in 2023, the second time he did so in his eight-year career, tied for the NFL lead and one short of tying the league single-season mark.

**ON THE RUN**

Kamara finished 2018 second in the NFL with a club-record 14 rushing touchdowns, tied for second with a franchise-best 16 scores on the ground in 2020 and is tied for first in 2024 with five.

**2018 NFL RUSHING TOUCHDOWN LEADERS**

Rk. Player	No.
1. Todd Gurley, LAR	17
<b>2. Alvin Kamara, NO</b>	<b>14</b>

**2020 NFL RUSHING TOUCHDOWN LEADERS**

Rk. Player	No.
1. Derrick Henry, Ten.	17
<b>2t. Alvin Kamara, NO</b>	<b>16</b>
2t. Dalvin Cook, Min.	16

Kamara is the franchise's all-time rushing touchdown leader.

**SAINTS CAREER RUSHING TOUCHDOWN LEADERS**

Rk. Saint	No.
<b>1. Alvin Kamara, 2017-</b>	<b>60</b>
1. Mark Ingram, 2011-18, 21-22	52
3. Deuce McAllister, 2001-09	49

The 60 rushing touchdowns since coming into the league in 2017 are tied for third over that period, tied for 54rd all-time.

**RUSHING TOUCHDOWNS SINCE 2017**

Rk. Player	No.
1. Derrick Henry	98
2. Josh Allen	62
<b>3t. Alvin Kamara</b>	<b>60</b>
3t. Joe Mixon	60

**DUAL THREAT**

Kamara posted double-digit reception performances in the same season for the first time in his NFL career in 2023, with 13 grabs vs. Tampa Bay, Oct. 1 and 12 catches vs. Jacksonville, Oct. 29. His seven career games of ten or more catches is tied for second in National Football League history among running backs.

**MOST GAMES WITH 10-PLUS RECEPTIONS, RUNNING BACKS, NFL HISTORY**

Rk. Player	No.
1. Christian McCaffrey	11
<b>2t. Alvin Kamara</b>	<b>7</b>
2t. Austin Ekeler	7
3t. LaDainian Tomlinson	6
3t. Larry Centers	6

The dual-threat weapon also has 12 career games with a rushing and receiving touchdown after having three rushing touchdowns and a career-long 57-yard receiving touchdown on Sunday at Dallas, tied for No. 3 in NFL history with Brian Westbrook and Lenny Moore. With his next performance of a receiving touchdown and a rushing touchdown in the same contest, Kamara will move into sole possession of third place in NFL record books.

**MOST GAMES WITH A RUSHING TOUCHDOWN AND RECEIVING TOUCHDOWN IN NFL HISTORY**

Rk. Player	No.
1. Marshall Faulk	15
1t. Christian McCaffrey	15
<b>3t. Alvin Kamara</b>	<b>12</b>
3t. Brian Westbrook	12
3t. Lenny Moore	12
6. Jim Brown	11
7. Austin Ekeler	10

**RECEIVING LEADER**

In 2023, Kamara’s 75 receptions were ranked second in the NFL among running backs. He now has five seasons of 75 or more catches, moving him into a tie with WRs Marques Colston and Joe Horn for the most in franchise history. With at least 75 receptions in 2024, not only will he tie the club record, but he would become the first running back in NFL history with at least 75 receptions in six seasons. Overall, Kamara’s 569 career receptions are ranked ninth all-time among running backs and rank third in Saints record books overall. With 12 catches, Kamara would move into a tie for seventh all-time among running backs in receptions with Ronnie Harmon.

**MOST RECEPTIONS BY RUNNING BACK-NFL (2024)**

Player	Rec.	Yds.	Avg.	TDs
1. Alvin Kamara, NO	64	485	7.6	1
2. De’Von Achane, Mia.	63	474	7.5	6

On Sunday at the New York Giants, Kamara moved into second place in club record books in receiving.

**SAINTS ALL-TIME RECEIVING LEADERS**

Saint	Rec.	Yds.	Avg.	TDs
1. Marques Colston	711	9759	13.7	72
2. Alvin Kamara	569	4704	8.3	24

Since entering the league in 2017, Kamara’s 569 receptions and 4704 receiving yards rank first among running backs, while his 24 receiving touchdowns are third.

**RB RECEPTIONS SINCE 2017**

Player	Team	Receptions
1. Alvin Kamara	New Orleans	569
2. Christian McCaffrey	Car./SF	524

**RB RECEIVING YARDS SINCE 2017**

Player	Team	Receiving Yds
1. Alvin Kamara	New Orleans	4,704
2. Christian McCaffrey	Car./SF	4,466

**RB RECEIVING TOUCHDOWNS SINCE 2017**

Player	Team	Receiving TDs
Austin Ekeler	LA Chargers	30
Christian McCaffrey	Car./SF	29
Alvin Kamara	New Orleans	24

Kamara ranks first in Saints club history among running backs in receptions, receiving yards and receiving touchdowns.

**RB RECEPTIONS IN NEW ORLEANS SAINTS HISTORY**

Player	Seasons	Receptions
Alvin Kamara	2017-	569
Pierre Thomas	2007-14	327
Reggie Bush	2006-10	294

**RB RECEIVING YARDS IN SAINTS HISTORY**

Player	Seasons	Receiving Yards
Alvin Kamara	2017-	4,704
Pierre Thomas	2007-14	2,608
Dalton Hilliard	1986-93	2,233

**RB TOUCHDOWN RECEPTIONS IN SAINTS HISTORY**

Player	Seasons	Receiving TDs
Alvin Kamara	2017-	24
Darren Sproles	2011-13	16
Dalton Hilliard	1986-93	14
Wayne Wilson	1979-86	14

**VERSATILE THREAT**

Kamara’s 57 regular season games of 100+ scrimmage yards since 2017 are second in the NFL.

**MOST 100+ TOTAL YARDS FROM SCRIMMAGE GAMES SINCE 2017**

Rk. Player	No.
1. Christian McCaffrey	58
2. Alvin Kamara	57
3. Derrick Henry	55

## RUNNING TO HISTORY

On November 10, vs. Atlanta, Kamara became the franchise's all-time leading rusher.



### ALL-TIME NEW ORLEANS SAINTS RUSHING YARDS LIST

Player	Att	Yds	Avg	TDs
1. Alvin Kamara	1,538	6,767	4.4	60
2. Mark Ingram	1,451	6,500	4.5	52
3. Deuce McAllister	1,429	6,096	4.3	49

### JAMAAL WILLIAMS

This seven-year NFL veteran was signed by the New Orleans Saints as an unrestricted free agent in the 2023 offseason. In eight NFL seasons with Green Bay [2017-20], Detroit [2021-22] and New Orleans [2023-], Williams has played in 113 games with 44 starts, carrying 1,056 times for 4,087 yards with 32 touchdowns, also catching 185 passes for 1,291 yards with eight touchdowns for 5,352 total yards from scrimmage. Williams is part of a formidable rushing duo with Kamara. In 2024, he has spelled Kamara at key times, rushing for 129 yards with one touchdown, catching seven passes for 38 yards and returning seven kickoffs for 153 yards [25.5 avg.].

### JORDAN MIMS

A former standout at Fresno State, where he rushed for 3,285 yards and 37 TDs, Mims joined the Saints practice squad after going to 2023 training camp with Buffalo and contributed on special teams in two games for the Black and Gold in 2023. 6-0, 205, Mims will contribute in the run game and on special teams after earning a roster spot and had a coverage tackle, Sept. 22, vs. Philadelphia and has rushed for 42 yards and caught four passes for 42 yards.

## WIDE RECEIVERS

### MARQUEZ VALDES-SCANTLING

A fifth round pick of the Green Bay Packers in 2018 out of South Florida, Valdes Scantling is a seven-year NFL veteran, who has played in 103 career regular season games with 65 starts for the Packers [2018-21], Kansas City Chiefs [2022-23], Buffalo Bills [2024] and Saints [2024-present]. He has posted career totals of 200 receptions for 3,469 yards [17.4 avg.] with 20 touchdowns and with his 6-4, 206-pound frame has the ability to win contested catches and make big plays. Valdes-Scantling's 17.3 yards per catch average since coming into the NFL in 2018, ranks first in the league.

## DEEP THREAT

In his second appearance with New Orleans, since signing two weeks ago, Valdes-Scantling put on one of the most impressive receiving performances of the season on Nov. 10, vs. Atlanta, grabbing three passes for 109 yards [36.3 avg.] with touchdowns of 40 yards and two years, as well as a 67-yard grab. In yards per catch (min. three receptions), Scantling's 36.3 average was the fifth-highest single game performance in the NFL in 2024. he followed that up on Nov. 17, when he turned a screen pass from Derek Carr into a 71-yard touchdown, the longest pass by the team in 2024



### HIGHEST SINGLE-GAME YARDS PER CATCH GAMES IN 2024 (MIN 3 REC.)

Player, Date	Rec.	Yds.	Avg.	TDs
1. Alec Pierce [10/6]	3	134	44.7	1
2. Alec Pierce [9/8]	3	125	41.7	1
3. Tylan Wallace [11/7]	3	115	38.3	1
4. Christian Watson [11/17]	4	150	37.5	0
5. Marquez Valdes-Scantling [11/10]	3	109	36.3	2

**DEEP THREAT**

Valdes-Scantling's 17.3 yards per catch average ranks first in the NFL since he came into the NFL in 2018 with the Green Bay Packers



**YARDS PER CATCH LEADERS SINCE 2018**

Player	Rec.	Yds	Avg	TDs
1. Marquez Valdes-Scantling	200	3,469	17.3	20
2. George Pickens	170	2,791	16.4	12
3. Gabe Davis	183	2,969	16.2	29

**CEDRICK WILSON JR.**

This seventh-year wideout was signed by New Orleans to a two-year contract at the start of free agency to compete for snaps on offense and to provide veteran leadership to the wideout room. In 79 regular season games with seven starts, he has recorded 114 receptions for 1,428 yards with 12 touchdowns. In 2023, the Memphis native posted 22 catches for 296 yards with three touchdowns, adding three grabs for 37 yards in the postseason. In 11 contests in 2024, Wilson has grabbed 13 passes for 159 yards with one touchdown and contributed on special teams with eight tackles.

**KEVIN AUSTIN JR.**

A three-year letterman at Notre Dame, Kevin Austin Jr. played in 26 games with 13 starts and finished his college career with 54 receptions for 996 yards [18.4 avg.] with seven touchdowns. He enjoyed his most productive season as a senior in 2021, when he started all 13 games he played in and recorded 48 receptions for 888 yards [18.5 avg.] with seven touchdowns, earning first-team Phil Steele All-Independent honors.

Following his college career, the 6-2, 200-pound South Florida native spent the 2022 season on the Jacksonville Jaguars practice squad. In the spring of 2024, he had 15 receptions for 253 yards with two touchdowns for the UFL's Birmingham Stallions. Signing with New Orleans at the start of training camp, Austin started the season on the practice squad, before moving into the starting lineup in Week 11. Since then, he has played in four games with one start and recorded seven receptions for 90 yards and carried once for nine yards as he has helped a position group that has faced injuries.

**TIGHT ENDS**

**JUWAN JOHNSON**

The former Penn State and Oregon wideout joined the New Orleans Saints in 2020 following the NFL Draft and transitioned to tight end his second season in 2021. In 2022, the New Jersey native had a breakout campaign as he appeared in 16 games with 12 starts and finished with 42 receptions for 508 yards and a team-best seven touchdown grabs. Johnson was tied for third among National Football League tight ends in receiving touchdowns. Overall, Johnson's 18 touchdown grabs since 2021 lead the team.

In 13 games with 11 starts in 2023, Johnson finished with 37 receptions for 368 yards and four touchdowns to lead the position group in all major receiving categories. In his final four contests of the season, three of which were Saints victories, Johnson had 17 grabs for 206 yards and three touchdowns. In 2024, Johnson has stepped up after missing most of training camp with a foot injury to play in all 13 games with three starts and make 34 receptions for 363 yards and three touchdowns.



**BIG TARGET**

Johnson's 14 touchdown grabs since 2022 after converting to the tight end position from wide receiver are ranked seventh among tight ends.



**2022-PRESENT NATIONAL FOOTBALL LEAGUE TIGHT END RECEIVING TD LEADERS**

Rk. Player	No.
1. George Kittle	25
2. Travis Kelce	19
3. Mark Andrews	18
4. Cole Kmet	16
5t. Sam LaPorta	15
5t. David Njoku	15
<b>7. Juwan Johnson</b>	<b>14</b>
8. Isaiah Likely	12

**FOSTER MOREAU**

This veteran tight end and New Orleans native who was a standout at Jesuit High School and Louisiana State University signed with the Saints in the 2023 offseason. He finished his fifth National Football League season and first with the Black and Gold after spending his first four campaigns with the Oakland/Las Vegas Raiders, who originally selected him in the fourth round of the 2019 NFL Draft. In his career, Moreau has contributed both as a pass catcher and blocker, appearing in 89 regular season games with 57 starts and has recorded 131 receptions for 1,563 yards (11.9 avg.) with 16 touchdowns, also adding seven special teams tackles.

In his first season with the Saints, Moreau was selected as the club's winner of the Ed Block Courage Award, recognizing his recovery and return to the field following an offseason diagnosis of Nodular Lymphocyte-Pedominant Hodgkins Lymphoma [NLPHL] at a free agency physical with the team. Moreau returned to the field following the NFL Draft and also battled a nagging ankle injury to play in 15 games with ten starts and recorded 21 receptions for 193 yards with one touchdown.

In 2024, Moreau has three scoring grabs on 19 catches for 263 yards (13.8 avg.), starting all 12 games, providing a presence pass catching as well blocking for the NFL's tenth-ranked run offense and in the passing game.



**DEFENSIVE LINE**

**CAMERON JORDAN**

New Orleans' first choice in the 2011 NFL Draft (24th overall) out of the University of California, Jordan has played in 222 career regular season games with 221 starts, recording 795 tackles (487 solo), a franchise record 118.5 sacks for a loss of 784.5 yards, three interceptions, 67 pass breakups, 15 forced fumbles and 11 fumble recoveries. In 2023, despite a lingering ankle injury, Jordan started every contest and recorded 43 tackles (20 solo), two sacks, three pass breakups and one fumble recovery.





## COMMANDERS VS. SAINTS

Jordan has returned from offseason ankle surgery to start every game and ranks among the team's leaders on the defensive line, especially making an impact in crucial division contests, overall recording 19 tackles (eight solo), one sack of Atlanta Falcons QB Kirk Cousins, one interception of Tampa Bay Buccaneers QB Baker Mayfield and four passes defensed. Off-the-field, as a ten-time team captain, Jordan sets the standard for excellent as he was selected as the team nominee for the third time for the NFL's Walter Payton Man of the Year award and also has been recognized for his citizenship and commitment to family and community as one of ten finalists for the Bart Star Award. Jordan's leadership has served as a crucial component in a Saints season that has faced adversity in the form of extensive injuries and an in-season coaching change in the face of a seven-game losing streak. His leadership has helped set a tone for the team to rally and win three of their last four contests after a 2-7 start.

### JORDAN SACK NOTES

Jordan is ranked first on the club's all-time sack list, currently ranked 23th in NFL record books.

#### NEW ORLEANS SAINTS ALL-TIME SACK LEADERS [Regular Season since 1982]

Rk. Player, Years	No.
1. Cameron Jordan, 2011-	118.5
2. Rickey Jackson, 1982-93	115.0
3. Wayne Martin, 1989-99	82.5
4. Pat Swilling, 1986-92	76.5
5. Will Smith, 2004-12	67.5

Jordan has 54.5 sacks against NFC South teams. He has two sacks against this week's opponent, the Washington Commanders.

#### JORDAN'S CAREER SACKS [Most vs. a Single Team]

Rk. Team	No.
1. Atlanta Falcons	24
2. Tampa Bay Bucs	17
3. Carolina Panthers	13.5

After recording only one sack as a rookie in 2011, Jordan immediately picked up his production with eight takedowns in 2012. His 117.5 takedowns since his second season (2012), leads the NFL over that span.

#### MOST SACKS IN THE NFL SINCE 2012

Rk. Player	No.
1. Cameron Jordan	117.5
2. Von Miller	116
3. Chandler Jones	112
4. Aaron Donald	111

Jordan's 72 quarterback takedowns since 2017 are tied for seventh in the National Football League.

#### MOST SACKS IN THE NFL SINCE 2017

Rk. Player	No.
1. T.J. Watt	106
2. Myles Garrett	99.5
3. Aaron Donald	83
4. Danielle Hunter	79.5
5. Chris Jones	78.5
6. Khalil Mack	76.5
7t. Cameron Jordan, NO	72
7t. Trey Hendrickson	72

Since Week Eight of the 2014 season, Jordan has established himself as one of the National Football League's elite defenders. He's ranked sixth in the NFL since October 26, 2014 with 96 quarterback takedowns.

#### MOST SACKS IN THE NFL SINCE OCTOBER 26, 2014

Rk. Player	No.
1. Aaron Donald	109
2. Khalil Mack	106.5
3. T.J. Watt	106
4. Myles Garrett	99.5
5. Danielle Hunter	98
6. Cameron Jordan	96

## COMMANDERS VS. SAINTS

Jordan's 118.5 career sacks are ranked second among active players

### LEADING ACTIVE NFL PLAYERS IN SACKS

Rk. Player	No.
1. Von Miller	127.5
<b>2. Cameron Jordan</b>	<b>118.5</b>
3. Khalil Mack	106.5

## MULTI-SACK GAMES

Jordan has posted 118.5 career sacks since 2011 and is the only player to have 100 takedowns and 60 passes defensed. During this time, the Saints own a 58-23 regular season record when he corrals a signal caller and boast a 24-3 mark in a multi-sack performance. Jordan's 27 multi-sack games are tied for first in franchise record books with Rickey Jackson's 27, with both of them leading the franchise with six performances of at least three sacks.

### CAMERON JORDAN'S MULTIPLE SACK GAMES

Date, Opp.	Tckls.	Solo	Asst.	Scks.	Yds.
11/5/12 vs. Phi.	3	3	3	3	21
9/22/13 vs. Ari.	7	3	4	2	14
11/21/13 @ Atl.	7	3	4	2.5	10.5
12/8/13 vs. Car.	5	3	2	2	19
10/26/14 vs. GB	4	3	1	2	15
12/28/14 @ TB	6	4	2	1.5	9
10/15/15 vs. Atl.	7	6	1	3	12
10/25/15 @ Ind.	3	2	1	2	12
10/15/17 vs. Det.	5	4	1	2	12
11/5/17 vs. TB	7	5	2	1.5	9
11/26/17 @ LAR	4	4	0	2	20
12/24/17 vs. Atl.	3	3	0	2	10
9/16/18 vs. Cle.	2	2	0	2	11
9/23/18 @ Atl.	5	4	1	2	8
11/22/18 vs. Atl.	3	3	0	2	9
11/29/18 @ Dal.	7	3	4	2	10
12/9/18 @ TB	4	4	0	2	21
10/13/19 @ JAX	4	3	1	2	12
10/20/19 @ Chi.	2	2	0	2	16
11/17/19 @ TB	3	1	2	1.5	12
11/28/19 @ Atl.	5	1	6	4	19
11/22/20 vs. Atl.	4	0	4	3	14

### CAMERON JORDAN'S MULTIPLE SACK GAMES

Date, Opp.	Tckls.	Solo	Asst.	Scks.	Yds.
12/19/21 @ TB	5	0	5	2	13
12/27/21 vs. Mia.	4	2	6	2	9
1/2/22 vs. Car.	6	2	8	3.5	21.5
10/9/22 vs. Sea.	3	3	0	2	23
1/1/23 @ Phi.	5	5	0	3	16

## MR. 200

On Dec. 24, 2022, at Cleveland, Jordan played in his 200th career game [regular season/postseason combined] in a Black and Gold uniform, moving him into third place on the club's all-time games played list. The following week at Philadelphia, Jan. 1, 2023, Jordan also started his 200th career game, joining Drew Brees as only the second player to open 200 contests in franchise history. On Sept. 24, 2023, at Green Bay, Jordan played in his 206th career game, passing Thomas Morstead for second all-time in club record books. On Oct. 29, 2023, Jordan became only the second Saints player, first defensive Saint and 57th NFL defensive lineman to play in 200 regular season contests. On Nov. 5, 2023 vs. Chicago, he became only the second Saint to start 200 career regular season contests. Jordan has played in 222 career regular season games and playing in his 222nd game on Sunday, ranked 19th among NFL defensive linemen.

### SAINTS ALL-TIME GAMES PLAYED LIST [REGULAR SEASON AND POSTSEASON COMBINED]

Rk. Saint	Years	No.
1. Drew Brees	2006-20	245
<b>2. Cameron Jordan</b>	<b>2011-</b>	<b>233</b>
3. Thomas Morstead	2009-20	205
4. Morten Andersen	1982-94	190

### SAINTS ALL-TIME GAMES PLAYED LIST [REGULAR SEASON]

Rk. Saint	Years	No.
1. Drew Brees	2006-20	228
<b>2. Cameron Jordan</b>	<b>2011-</b>	<b>222</b>
3. Morten Andersen	1982-94	196

## COMMANDERS VS. SAINTS

### MOST GAMES STARTED IN SAINTS HISTORY [REGULAR SEASON]

Rk. Saint	Years	No.
1. Drew Brees	2006-20	228
2. Cameron Jordan	2011-	221

### VERSATILE DEFENDER

Jordan is the only NFL defender to record at least 300 tackles, 60 sacks, 75 stops for loss and 90 quarterbacks hits since 2017. Since 2017, he has posted 402 stops, 72 sacks, 90 tackles for loss and 132 quarterback hits.

### TACKLES FOR LOSS

Jordan's 90 tackles for loss since 2017 are ranked sixth in the NFL over the period.

### MOST TACKLES FOR LOSS IN THE NFL SINCE 2017

Rk. Player	No.
1. T.J. Watt	124
2. Aaron Donald	119
3. Myles Garrett	109
4. Maxx Crosby	105
5. Danielle Hunter	104
6. Cameron Jordan	90

### IRON MAN

Until missing the Dec. 12, 2021 contest at the New York Jets on the Reserve/COVID-19 list, Jordan had enjoyed the longest active games played streak (172) among position players and the longest games started streak. Missing one contest in 2022 (eye), his first due to injury, Jordan played in at least 16 contests in his first 12 seasons. In 2023, he played in every game for the 12th time in his 14-year career, opening all 17 contests.

### CONSECUTIVE REGULAR SEASON GAMES STARTED BY SAINTS PLAYERS

Rk. Saint	Dates	No.
1. Cameron Jordan	[1/2/12-12/2/21]	157
2. Wayne Martin	[9/19/91-1/2/99]	144
3. Jahri Evans	[9/10/06-9/15/13]	114

### MOST CONSECUTIVE REGULAR SEASON GAMES PLAYED BY NEW ORLEANS SAINTS PLAYERS

Rk. Saint	Dates	No.
1. Cameron Jordan	[9/8/11-12/2/21]	172
2. Jim Dombrowski	[10/25/87-11/3/96]	148

### ONE OF 15

Jordan is now one of only 15 National Football League players to have at least 15 sacks against two opponents, 17 against the Tampa Bay Buccaneers and 23 against the Atlanta Falcons, both NFC South divisional rivals. Jordan's 23 takedowns of former Atlanta QB Matt Ryan are the most sacks a player has had against an individual quarterback in NFL history.

### PRO BOWL LEADER

With eight Pro Bowl appearances as a Saint since joining the club in 2011, no Saints defensive player has been selected to the league's all-star game more than Jordan in franchise history and only trails QB Drew Brees in all-time selections

### SAINTS ALL-TIME PRO BOWL SELECTIONS

Rk. Saint	Pro Bowl Selections
1. Drew Brees	12
2. Cameron Jordan	8

### YEAR BY YEAR

In addition to being the franchise's all-time sack leader, Jordan has led the Saints in takedowns a franchise-best nine times (2012-13, 2015-19 and 2021-22).

### MOST SEASONS LEADING SAINTS IN SACKS


Rk. Saint	Seasons	Sacks
1. Cameron Jordan	9	118.5
2t. Rickey Jackson	5	115
2t. Pat Swilling	5	76.5

## COMMANDERS VS. SAINTS

### BRYAN BRESEE

The team's first round selection in 2023 out of Clemson after being a three-time All-ACC selection, the Maryland native played in 26 games with 21 starts for the Tigers, producing 54 tackles [35 solo], 15 stops for loss, nine sacks, a forced fumble, an interception and five passes defensed.

Bresee immediately found a role in New Orleans' interior rotation and appeared in all 17 games, recording 24 tackles, 4.5 sacks and six passes defensed. His takedown total was the highest by a Saints rookie defensive tackle since becoming an official statistic in 1982 and his pass defense total was the most in club records for a rookie at the position since the statistic was officially recorded in 1980. Bresee also tied for second in the league among defensive tackles in 2023.



Bresee is enjoying a breakout sophomore campaign, playing in all 13 games and ranked third in the NFL among defensive tackles with a career-high and team-leading 7.5 sacks. The 7.5 takedowns are the sixth-highest total in a single-season for a Saints defensive tackle. With a split sack Sunday, he would move into a tie for fourth with La'Roi Glover (2001) and Sheldon Rankins (2018) and with one sack will move into a tie for third with Glover (1999).

### 2024 SACK LEADERS AMONG DEFENSIVE TACKLES

Rk. Defensive Tackle	Team	No.
1. Dexter Lawrence	NYG	9
2. Cameron Heyward	Pit.	8
<b>3. Bryan Bresee</b>	<b>NO</b>	<b>7.5</b>

### CARL GRANDERSON

Signed by New Orleans as an undrafted free agent out of Wyoming in 2019, Granderson posted 17.5 sacks in college and possesses the prototypical frame for an NFL pass rusher. Granderson has become a significant cog in the team's defensive line rotation with 223 tackles, 27.5 sacks, five pass breakups, four forced fumbles and two recoveries.

Earning the starting right defensive end position in 2023, Granderson posted a career-high 78 tackles [44 solo], led the team with a career-best 8.5 sacks for a 55-yard loss, one pass defense, one forced fumble and one fumble recovery. Through 13 games in 2024, Granderson has 44 tackles, 4.5 sacks, ranked second on the team and leading the defensive ends, a career-high three passes defensed and one forced fumble.

## TACKLES UP FRONT

Granderson's 78 tackles in 2023 ranked fifth in the National Football League among defensive linemen and were the most by a Saints defensive lineman since 2004.

### MOST TACKLES BY AN NFL DEFENSIVE LINEMAN IN 2023 (PRESS BOX TOTALS)

Rk. Lineman	Team	No.
1. Derrick Brown	Carolina	103
2. Harrison Phillips	Minnesota	92
3. Maxx Crosby	Las Vegas	90
4. DeForest Buckner	Indianapolis	81
<b>5. Carl Granderson</b>	<b>New Orleans</b>	<b>78</b>

### MOST TACKLES BY A SAINTS DEFENSIVE LINEMAN SINCE 2004 (PRESS BOX TOTALS)

Rk. Saints DL	Year	No.
1. Charles Grant	2004	80
<b>2. Carl Granderson</b>	<b>2023</b>	<b>78</b>

### PAYTON TURNER

With the 28th overall pick in the 2021 NFL Draft out of Houston, the Saints added to the line with this gifted pass rusher. In 18 career games, Turner has recorded 29 tackles, three sacks, one pass breakup one fumble recovery, one special teams stop and one blocked field goal. In 2023, the Texan suffered a toe injury in the season-opening win over Tennessee that would sideline him for 15 contests. However, Turner returned for the season finale vs. Atlanta and recorded the first fumble recovery of his career, showing his promise both with his pass rush and playmaking abilities. Turner is a part of the team's defensive line rotation in 2024 with 14 tackles, two sacks, a career-high four passes defensed, one forced fumble and two special teams stops.

**CHASE YOUNG**

Originally selected by Washington with the second overall pick in the 2020 NFL Draft out of Ohio State, this talented edge rusher is in his fifth season in the NFL and first with New Orleans. In five campaigns for Washington [2020-23], San Francisco [2023] and New Orleans [2024], Young has appeared in 56 regular season games with 32 starts and recorded 122 tackles [80 solo], 20 sacks, 26 stops for loss, 11 pass breakups, seven forced fumbles and three fumble recoveries. The consensus NFL Defensive Rookie of the Year, Young recorded 44 tackles, 7.5 sacks, ten stops for loss and made multiple splash plays with four forced fumbles and three fumble recoveries in 2020. Young played in only 12 games from 2021-22 after suffering a knee injury midway through his second campaign. In 2023, he played in seven games for Washington and nine for San Francisco following a midseason trade and tied his career-best with 7.5 takedowns in helping the 49ers advance to Super Bowl LVIII. Young has fit in with the New Orleans defensive line with 22 tackles, 3.5 sacks, a takedown on a two-point conversion attempt, a forced fumble and two pass defenses.

**NATHAN SHEPHERD**

Originally selected by the New York Jets in the third round of the 2018 NFL Draft out of Fort Hays State, this versatile defensive tackle enters his seventh NFL season, his second campaign with the Saints. The Ajax, Ontario, Canada native has appeared in 103 career games with 42 starts, totaling 191 tackles [97 solo] and 10.5 sacks for a loss of 75 yards. In 2024, this valued free agent acquisition has started every game for New Orleans for the second consecutive season and has 30 tackles and 1.5 sacks.

**KHALEN SAUNDERS**

Originally selected by Kansas City in the third round of the 2019 NFL Draft out of Western Illinois, Saunders enters his sixth NFL season and second campaign with New Orleans. Signed as an unrestricted free agent in 2023, Saunders combined with two other newcomers in Shepherd and Bresee to form a new interior front, recording career-highs in tackles [57] and solo stops [24]. In 64 career regular season games with 28 starts, Saunders has recorded 162 tackles [75 solo], 6.5 sacks, one interception, four pass breakups and five stops for loss.

**LINEBACKERS**



**DEMARIO DAVIS**

This dependable and sure-tackling defender joined the New Orleans Saints in 2018 after spending his first six NFL seasons with the New York Jets and Cleveland Browns. In his career, the Brandon, Miss. native has appeared in 206 regular season games with 192 starts for the Jets [2012-15, 2017], Browns [2016] and the Saints [2018-], recording 1,425 stops [902 solo], 43.5 sacks, four interceptions, 60 pass breakups, four forced fumbles, eight fumble recoveries and 24 special teams tackles.

In 2023, Davis started every contest and again led the Black and Gold in tackles with 121 stops [74 solo], ranked second with 6.5 sacks and added one forced fumble, one fumble recovery and four pass breakups. He joined LB Joe Federspiel as only the second Saint to have 100 stops in six straight seasons, having done so in his last seven campaigns and his tenth season overall of his 12-year National Football League career.

Through 12 games in 2024, Davis has 90 stops [42 solo], one sack, one interception and five passes defended, despite missing the first game of his career due an injury, ranking first on the team in stops. With ten tackles on Sunday vs. Washington, Davis will reach 100 for his eighth straight season.

**2024 NEW ORLEANS SAINTS TACKLE LEADERS**

Rk. Saint	No.
1. Demario Davis	90
2. Alontae Taylor	74
3. Pete Werner	63
4. Paulson Adebo	52
5. Tyrann Mathieu	46

**1,400 CLUB**

Davis joins Bobby Wagner and Lavonte David as only the third active NFL player with 1,400 career tackles [1,425].

**ACTIVE NFL TACKLE LEADERS**

Rk. Player	No.
1. Bobby Wagner, 2012-	1,814
2. Lavonte David, 2012-	1,757
3. Demario Davis, 2012-	1,425

**PETE WERNER**



New Orleans selected this three-year starter from Ohio State in the second round of the 2021 NFL Draft. The Indianapolis native finished his college career playing in 47 career games with 35 starts, recording 185 tackles [111 solo], 16 stops for loss, four sacks, 11 pass breakups, four forced fumbles and two fumble recoveries. Werner helped power the Buckeyes to the College Football Playoff championship game as a senior in 2020, when he was voted by the Big Ten coaches as a first-team All-Conference selection and a Butkus Award semi-finalist, posting 54 tackles, 2.5 stops for loss, one sack and two forced fumbles.

In four seasons, Werner has played in 53 games with 45 starts and has recorded 294 tackles [194 solo], a split sack, one interception, five pass breakups, two forced fumbles, two fumble recoveries and three special teams stops.

Werner finished the 2023 season ranked second on the team with 93 stops, a split sack, one interception, one pass breakup and two fumble recoveries, tied for the team lead. In ten games started/played in 2024, he has posted 63 tackles and one pass defense.

**WILLIE GAY JR.**



A contributor on defense for the back-to-back Super Bowl Champion Kansas City Chiefs, this sideline to sideline linebacker joined the Saints at the start of the 2024 free agency period. In five seasons, Gay has played in 69 regular season games with 54 starts, posting 249 tackles [162 solo], six sacks, four interceptions, including one returned for a touchdown, 21 pass breakups, three forced fumbles, six fumble recoveries and eight special teams stops. In nine postseason games played/starts, Gay has accumulated 29 stops, a split sack and three passes defended.

In his final season in Kansas City, Gay played in 16 regular season games with 15 starts for the Chiefs and finished the season with 58 tackles [44 solo], one sack, one interception, four pass breakups, one forced fumble and a career-high three fumble recoveries. In three postseason starts en route to the Super Bowl Championship, Gay collected nine more stops and one pass defense. Despite missing one contest with a hand injury, Gay leads the Saints in 2024 with two fumble recoveries.

**ANFERNEE ORJI**

After originally signing as an undrafted free agent out of Vanderbilt in 2023, where he led the Commodores in tackles in each of his final three seasons, Orji spent his entire rookie season on the club's practice squad. He received the opportunity to see extensive snaps in practice in training camp due to injuries to teammates Davis and Werner. In three preseason contests, Orji led the team with 20 tackles [team-high 13 solo], one stop for loss, two passes defended and three special teams stops, securing a 53-man roster spot. He ranks second on the team with 14 special teams tackles and has added 15 defensive stops.

**SECONDARY**

**S TYRANN MATHIEU**

This versatile, hard-hitting, playmaking safety and New Orleans native enters his third season with his hometown team, signing after the 2022 NFL Draft. Mathieu has brought experience and leadership to the Saints secondary. He was originally selected by the Arizona Cardinals in the third round (69th overall) in the 2013 NFL Draft out of LSU and has played for the Cardinals (2013-17), Houston Texans (2018), Kansas City Chiefs (2019-21) and Saints (2022-). In 11 NFL seasons, he has played in 176 regular season games with 167 starts and has posted career totals of 818 tackles (666 solo), 43 stops for loss, 11 sacks for a loss of 78 yards, 36 interceptions for 530 return yards, four brought back for touchdowns, 105 passes defended, six forced fumbles, eight fumble recoveries and five special teams stops. Mathieu has been selected to three Pro Bowls, three Associated Press All-Pro teams and the Pro Football Hall of Fame’s 2010’s All-Decade Team.


In his second season in New Orleans in 2023, Mathieu opened all 17 contests for the second consecutive campaign and finished with 75 tackles (50 solo), four interceptions, tied for seventh in the NFL and the team lead, returned for 122 yards with a TD and nine passes defended.

**THE ONLY ONE**

In 2024, Mathieu is his usual playmaking self. Through 13 games, he has opened every contest at free safety and posted 46 tackles (35 solo), three interceptions, six pass breakups, one forced fumble and one fumble recovery. Mathieu is tied for tenth in the National Football League with three interceptions and is ranked first on the club with four total takeaways.

**FOUR IN A ROW**

Dating back to an interception in the 2023 season finale vs. Atlanta, recovering a fumble in the 2024 season opener vs. Carolina and picking off Dallas Cowboys quarterback Dak Prescott and Philadelphia Eagles signal-caller Jalen Hurts in Weeks Three and Four, Mathieu recorded a least one takeaway in four consecutive games for the first time in his career. Mathieu is the first Saints defender to record takeaways in four consecutive contests since safety Sammy Knight had at least one in five consecutive contests from Oct. 7-Nov. 4, 2001.



**NOSE FOR THE BALL**

Mathieu’s 36 interceptions since coming into the NFL in 2013 are first in the league over the period after tying for the club lead with four picks in 2023 and tying for the team lead with three in 2024. Mathieu’s 36 career picks are tied with Minnesota’s Harrison Smith for the most among active players.

**NFL LEADERS IN INTERCEPTIONS  
[2013-PRESENT]**

Rk. Player	Interceptions
<b>1. Tyrann Mathieu</b>	<b>36</b>
2t. Marcus Peters	33
2t. Harrison Smith	33

## COMMANDERS VS. SAINTS

### ALONTAE TAYLOR

Selected by the Saints in the second round (49th overall) of the 2022 NFL Draft out of Tennessee, Taylor shook off early injuries to play in 13 games with nine starts and posted 45 tackles (38 solo) and a club-best 11 pass breakups, ranked fourth among NFL rookies.

Moving to the nickel position in 2023, possessing extensive experience on the inside and the outside, Taylor appeared in all 17 games with 13 starts and recorded 75 tackles, his first two career interceptions and a career-high 14 pass breakups, tied for second on the team and ninth in the NFL.

In 2024, Taylor has played in all 13 games with 11 starts and ranks second on the team with 74 tackles (52 solo), is ranked third with four sacks and has added 13 passes defended and a team-best two forced fumbles. His four sacks are tied for the most by a Saints cornerback with Alex Molden. His pass defense total is tied for third in the National Football League.

### GET A HAND ON

Taylor's 13 passes defended in 2024 are tied for third in the National Football League, while his 38 since coming into the NFL in 2022 are tied for fifth.

#### PASSES DEFENSED IN THE NFL IN 2024 [Press Box Stats]

Rk. Defender	PD
1. Denzel Ward	19
2. Derek Stingley Jr.	15
3t. Brian Branch	13
<b>3t. Alontae Taylor</b>	<b>13</b>

#### PASSES DEFENSED IN THE NFL SINCE 2022 [Press Box Stats]

Rk. Defender	PD
1. Denzel Ward	45
2t. Charvarius Ward	39
2t. Darius Slay Jr.	39
2t. Darius Williams	39
5t. Sauce Gardner	38
<b>5t. Alontae Taylor</b>	<b>38</b>

### DB DROP

In the Sept. 8 season-opening win over Carolina, Taylor became the first Saints defensive back to record three sacks in a contest since the statistic was officially recognized by the NFL in 1982. The only other defensive back to record three sacks on kickoff weekend is former Chargers S Rodney Harrison (vs. Buffalo, 9/6/98). After splitting a sack on October 27 at the Los Angeles Chargers, Taylor's four sacks are tied for the highest total by a cornerback in Saints record books with Alex Molden's four in 1997, while the total leads all defensive backs.

#### NFL SACK LEADERS AMONG DEFENSIVE BACKS

Rk. DB	Sacks
<b>1. Alontae Taylor, NO</b>	<b>4</b>
2. Jason Pinnock, NYG	3
3. Derwin James, LAC	2.5



**NEW ORLEANS SAINTS ALPHABETICAL ROSTER (as of 12/10/24)**

No.	Name	Pos.	Ht.	Wt.	Born	Exp.	College	H.S. Hometown
0	Amadi, Ugo	S	5-9	201	5/16/97	6	Oregon	Nashville, Tenn.
81	Austin Jr., Kevin	WR	6-2	200	3/30/00	1	Notre Dame	Fort Lauderdale, Fla.
97	Boyd, Christian	DT	6-2	320	2/23/00	R	Northern Iowa	Blue Springs, Mo.
90	Bresee, Bryan	DT	6-5	305	10/6/01	2	Clemson	Damascus, Md.
4	Carr, Derek	QB	6-3	215	3/28/91	11	Fresno State	Bakersfield, Calif.
56	Davis, Demario	LB	6-2	248	1/11/89	13	Arkansas State	Brandon, Miss.
53	Ford, Jaylan	LB	6-2	240	11/28/01	R	Texas	Frisco, Texas
55	Foskey, Isaiah	DE	6-5	270	10/30/00	2	Notre Dame	Concord, Calif.
75	Fuaga, Taliase	T	6-6	324	4/5/02	R	Oregon State	Tacoma, Wash.
6	Gay Jr., Willie	LB	6-1	243	2/15/98	5	Mississippi State	Starkville, Miss.
96	Granderson, Carl	DE	6-5	261	12/18/96	6	Wyoming	Sacramento, Calif.
48	Gray, J.T.	DB	6-0	202	1/18/96	7	Mississippi State	Clarksdale, Miss.
19	Grupe, Blake	K	5-7	156	11/5/98	2	Notre Dame	Sedalia, Mo.
3	Haener, Jake	QB	6-1	200	3/10/99	2	Fresno State	Danville, Calif.
5	Harris, Will	DB	6-1	206	12/19/95	6	Boston College	Suwanee, Ga.
43	Hayball, Matthew	P	6-0	189	3/12/97	R	Vanderbilt	West Adelaide, Australia
85	Holker, Dallin	TE	6-3	241	4/7/00	R	Colorado State	Lehi, Utah
31	Howden, Jordan	DB	6-0	209	5/14/00	2	Minnesota	San Diego, Calif.
52	Jackson, D'Marco	LB	6-1	233	7/20/98	3	Appalachian State	Spartanburg, S.C.
27	Jean-Charles, Shemar	DB	5-10	184	6/20/98	4	Appalachian State	Miramar, Fla.
83	Johnson, Juwan	TE	6-4	231	9/13/96	5	Oregon	Glassboro, N.J.
94	Jordan, Cameron	DE	6-4	287	7/10/89	14	California	Chandler, Ariz.
41	Kamara, Alvin	RB	5-10	215	7/25/95	8	Tennessee	Atlanta, Ga.
66	Lemieux, Shane	C/G	6-4	310	5/12/97	5	Oregon	Yakima, Wash.
32	Mathieu, Tyrann	S	5-9	190	5/13/92	12	LSU	New Orleans, La.
78	McCoy, Erik	C/G	6-4	303	8/27/97	6	Texas A&M	Lufkin, Texas
14	McKinstry, Kool-Aid	CB	5-11	199	9/30/02	R	Alabama	Pinson, Ala.
25	Miller, Kendre	RB	6-0	220	6/11/02	2	TCU	Mount Enterprise, Texas
33	Mims, Jordan	RB	6-0	205	6/16/99	1	Fresno State	Atherton, Calif.
87	Moreau, Foster	TE	6-4	250	5/6/97	6	LSU	New Orleans, La.
58	Orji, Anfernee	LB	6-2	230	10/6/00	1	Vanderbilt	Rockwall, Texas
62	Patrick, Lucas	OL	6-3	313	7/30/93	8	Duke	Brentwood, Tenn.
36	Payton, Rico	CB	6-0	182	11/28/99	R	Pittsburg State	St. Louis, Mo.
70	Penning, Trevor	T	6-7	325	5/15/99	3	Northern Iowa	Mason City, Iowa
17	Pettis, Dante	WR	6-1	195	10/23/95	6	Washington	San Juan Capistrano, Calif.
46	Prentice, Adam	FB	6-0	245	1/16/97	4	South Carolina	Clovis, Calif.
18	Rattler, Spencer	QB	6-0	211	9/28/00	R	South Carolina	Phoenix, Ariz.
95	Ridgeway III, John	DT	6-5	321	5/7/99	3	Arkansas	Bloomington, Ill.
51	Ruiz, Cesar	C/G	6-4	316	6/14/99	5	Michigan	Camden, N.J.
50	Saunders, Khalen	DT	6-0	324	8/9/96	6	Western Illinois	St. Louis, Mo.
45	Sewell, Nephi	LB	6-0	228	12/19/98	2	Utah	St. George, Utah
93	Shepherd, Nathan	DT	6-4	315	10/9/93	7	Fort Hays State	Ajax, Ontario, Canada
1	Taylor, Alontae	CB	6-1	199	12/3/98	3	Tennessee	Manchester, Tenn.
84	Tipton, Mason	WR	5-11	187	9/27/00	R	Yale	Akron, Ohio
98	Turner, Payton	DE	6-6	270	1/7/99	4	Houston	Houston, Texas
74	Udoh, Oluisaemeka	OL	6-6	320	2/14/97	6	Elon	Fayetteville, N.C.
10	Valdes-Scantling, Marquez	WR	6-4	206	10/10/94	7	South Florida	St. Petersburg, Fla.
20	Werner, Pete	LB	6-3	242	6/5/98	4	Ohio State	Indianapolis, Ind.
21	Williams, Jamaal	RB	6-0	224	4/3/95	8	BYU	Fontana, Calif.
11	Wilson Jr., Cedrick	WR	6-2	197	11/20/95	7	Boise State	Memphis, Tenn.
49	Wood, Zach	LS	6-3	255	1/10/93	8	Southern Methodist	Rowlett, Texas
99	Young, Chase	DE	6-5	265	4/14/99	5	Ohio State	Hyattsville, Md.
67	Young, Landon	T	6-7	321	8/21/97	4	Kentucky	Lexington, Ky.

**Players on Active Roster: (53)**

**Practice Squad: (15)**

57	Anderson, Ryder	DT	6-6	280	10/15/98	2	Indiana	Katy, Texas
38	Bradford, Millard	S	5-10	191	9/24/99	R	TCU	Helotes, Texas
76	Deculus, Austin	T	6-5	321	3/12/99	3	LSU	Cypress, Texas
72	Ezirim, Josiah	T	6-6	329	5/21/01	R	Eastern Kentucky	Hilliard, Ohio
26	Fluellen, Travion	CB	6-2	210	3/22/01	R	Middle Tennessee State	Gilmer, Texas
63	Haynesworth, Sincere	C	6-1	310	4/13/01	R	Tulane	Pearland, Texas
28	Herndon, Tre	DB	5-11	185	3/5/96	7	Vanderbilt	Ooltewah, Tenn.
80	Jackson, Jermaine	WR	5-7	170	6/2/00	R	Idaho	San Leandro, Calif.
86	Jacobson, Michael	TE	6-7	244	4/4/97	1	Iowa State	Waukegan, Iowa
39	Smyth, Charlie	K	6-4	210	6/26/01	R	International Pathway Program	Newry, Ireland
13	St. Brown, Equanimeous	WR	6-5	214	9/30/96	6	Notre Dame	Anaheim, Calif.
44	Stalbird, Isaiah	LB	6-1	215	7/18/00	R	South Dakota State	Kearney, Neb.
34	Valladay, Xazavian	RB	6-0	198	7/3/98	1	Arizona State	Chicago, Ill.
91	Vickers, Kendal	DT	6-3	295	5/23/95	3	Tennessee	Havelock, N.C.
82	Welch, Treyton	TE	6-4	240	1/10/01	R	Wyoming	Buffalo, Minn.

**Reserve/Injured: (9)**

29	Adebo, Paulson	CB	6-1	192	7/3/99	4	Stanford	Mansfield, Texas
77	Herron, Justin	T	6-5	290	11/27/95	5	Wake Forest	Silver Spring, Md.
7	Hill, Taysom	TE	6-2	221	8/23/90	8	BYU	Pocatello, Idaho
16	Means, Bub	WR	6-2	215	1/10/01	R	Pittsburgh	Lovejoy, Ga.
12	Olave, Chris	WR	6-0	187	6/27/00	3	Ohio State	San Marcos, Calif.
76	Peterson, Camron	DT	6-5	238	9/13/99	1	Southern	Houston, Texas
64	Saldiveri, Nick	OL	6-6	316	8/14/00	2	Old Dominion	Monroe, N.C.
22	Shaheed, Rashid	WR/RS	6-0	180	8/31/98	3	Weber State	San Diego, Calif.
28	Wright, Rejzohn	CB	6-2	193	9/4/00	1	Oregon State	Union City, Calif.

**Practice Squad Injured: (1)**

59	Jeffcoat, Trajan	DE	6-4	266	10/7/99	R	Arkansas	Columbia, S.C.
----	------------------	----	-----	-----	---------	---	----------	----------------

**Practice Squad - Suspended By Commissioner: (1)**

30	Teamer, Roderic	S	6-0	205	5/12/97	5	Tulane	New Orleans, La.
----	-----------------	---	-----	-----	---------	---	--------	------------------

**Reserve/Physically Unable to Perform: (2)**

92	Kpassagnon, Tanoh	DE	6-7	289	6/14/94	8	Villanova	Ambler, Pa.
71	Ramczyk, Ryan	T	6-6	314	4/22/94	8	Wisconsin	Stevens Point, Wis.

**INTERIM HEAD COACH: DARREN RIZZI. Assistants: Clancy Barone** (Tight Ends), **John Benton** (Offensive Line), **Rick Dennison** (Senior Offensive Assistant), **Jahri Evans** (Offensive Assistant), **Derrick Foster** (Running Backs), **Phil Galiano** (Assistant Special Teams), **Matt Giordano** (Defensive Assistant), **Peter Giunta** (Senior Defensive Assistant), **Todd Grantham** (Defensive Line), **Adam Gristick** (Defensive Assistant), **Michael Hodges** (Linebackers), **Andrew Janocko** (Quarterbacks), **Kilint Kubiak** (Offensive Coordinator), **Marwan Maalouf** (Special Teams Assistant), **Mike Martinez** (Assistant to the Head Coach), **DeNarius McGhee** (Assistant Wide Receivers), **Kevin Petry** (Offensive Assistant), **Marcus Robertson** (Secondary), **Jordan Traylor** (Offensive Assistant), **Keith Williams** (Wide Receivers), **Joe Woods** (Defensive Coordinator), **Brian Young** (Pass Rush Specialist).

**NEW ORLEANS SAINTS NUMERICAL ROSTER (as of 12/10/24)**

No.	Name	Pos.	Ht.	Wt.	Age	Exp.	College	H.S. Hometown	How Acquired	GP	GS	DNP	IA
0	Ugo Amadi	S	5-9	201	27	6	Oregon	Nashville, Tenn.	FA-23	7	3	0	0
1	Alontae Taylor	CB	6-1	199	26	3	Tennessee	Manchester, Tenn.	D2-22	13	11	0	0
3	Jake Haener	QB	6-1	200	25	2	Fresno State	Danville, Calif.	D4b-23	7	0	6	0
4	Derek Carr	QB	6-3	215	33	11	Fresno State	Bakersfield, Calif.	FA-23	10	10	0	3
5	Will Harris	DB	6-1	206	28	6	Boston College	Suwanee, Ga.	UFA-24 (DET)	9	9	0	0
6	Willie Gay Jr.	LB	6-1	243	26	5	Mississippi State	Starkville, Miss.	UFA-24 (KC)	12	7	0	1
10	Marquez Valdes-Scantling	WR	6-4	206	30	7	South Florida	St. Petersburg, Fla.	FA-24	5	5	0	1
11	Cedrick Wilson Jr.	WR	6-2	197	29	7	Boise State	Memphis, Tenn.	UFA-24 (MIA)	11	0	0	2
14	Kool-Aid McKinstry	CB	5-11	199	22	R	Alabama	Pinson, Ala.	D2-24	11	6	0	2
17	Dante Pettis	WR	6-1	195	29	6	Washington	San Juan Capistrano, Calif.	FA-24	4	0	0	0
18	Spencer Rattler	QB	6-0	211	24	R	South Carolina	Phoenix, Ariz.	D5a-24	3	3	0	10
19	Blake Grupe	K	5-7	156	26	2	Notre Dame	Sedalia, Mo.	FA-23	13	0	0	0
20	Pete Werner	LB	6-3	242	26	4	Ohio State	Indianapolis, Ind.	D2-21	10	10	0	3
21	Jamaal Williams	RB	6-0	224	29	8	BYU	Fontana, Calif.	UFA-23 (DET)	10	0	0	3
25	Kendre Miller	RB	6-0	220	22	2	TCU	Mount Enterprise, Texas	D3-23	3	0	0	1
27	Shemar Jean-Charles	DB	5-10	184	26	4	Appalachian State	Miramar, Fla.	FA-23	5	3	0	0
31	Jordan Howden	DB	6-0	209	24	2	Minnesota	San Diego, Calif.	D5-23	13	4	0	0
32	Tyrann Mathieu	S	5-9	190	32	12	LSU	New Orleans, La.	UFA-22 (KC)	13	13	0	0
33	Jordan Mims	RB	6-0	205	25	1	Fresno State	Atherton, Calif.	FA-23	10	0	0	2
36	Rico Payton	CB	6-0	182	25	R	Pittsburg State	St. Louis, Mo.	FA-24	12	0	0	1
41	Alvin Kamara	RB	5-10	215	29	8	Tennessee	Atlanta, Ga.	D3a-17	13	13	0	0
43	Matthew Hayball	P	6-0	189	27	R	Vanderbilt	West Adelaide, Australia	FA-24	13	0	0	0
45	Nephi Sewell	LB	6-0	228	25	2	Utah	St. George, Utah	FA-22	3	0	0	0
46	Adam Prentice	FB	6-0	245	27	4	South Carolina	Clovis, Calif.	WAI-21 (DEN)	13	5	0	0
48	J.T. Gray	DB	6-0	202	28	7	Mississippi State	Clarksdale, Miss.	FA-18	13	0	0	0
49	Zach Wood	LS	6-3	255	31	8	Southern Methodist	Rowlett, Texas	FA-17	13	0	0	0
50	Khalen Saunders	DT	6-0	324	28	6	Western Illinois	St. Louis, Mo.	UFA-23 (KC)	9	6	0	4
51	Cesar Ruiz	C/G	6-4	316	25	5	Michigan	Camden, N.J.	D1-20	9	9	0	4
52	D'Marco Jackson	LB	6-1	233	26	3	Appalachian State	Spartanburg, S.C.	D5-22	10	0	0	3
53	Jaylan Ford	LB	6-2	240	23	R	Texas	Frisco, Texas	D5c-24	6	0	0	7
55	Isaiah Foskey	DE	6-5	270	24	2	Notre Dame	Concord, Calif.	D2-23	13	0	0	0
56	Demario Davis	LB	6-2	248	35	13	Arkansas State	Brandon, Miss.	UFA-18 (NYJ)	13	13	0	0
58	Anfernee Orji	LB	6-2	230	24	1	Vanderbilt	Rockwall, Texas	FA-23	13	0	0	0
62	Lucas Patrick	OL	6-3	313	31	8	Duke	Brentwood, Tenn.	UFA-24 (CHI)	9	8	0	4
66	Shane Lemieux	C/G	6-4	310	27	5	Oregon	Yakima, Wash.	UFA-24 (NYG)	4	2	1	0
67	Landon Young	T	6-7	321	27	4	Kentucky	Lexington, Ky.	D6-21	13	4	0	0
70	Trevor Penning	T	6-7	325	25	3	Northern Iowa	Mason City, Iowa	D1b-22	13	13	0	0
74	Olisaemeka Udoh	OL	6-6	320	27	6	Elon	Fayetteville, N.C.	UFA-24 (MIN)	11	0	2	0
75	Taliese Fuaga	T	6-6	324	22	R	Oregon State	Tacoma, Wash.	D1-24	13	13	0	0
78	Erik McCoy	C/G	6-4	303	27	6	Texas A&M	Lufkin, Texas	D2-19	5	5	0	1
81	Kevin Austin Jr.	WR	6-2	200	24	1	Notre Dame	Fort Lauderdale, Fla.	FA-24	4	1	0	0
83	Juwan Johnson	TE	6-4	231	28	5	Oregon	Glassboro, N.J.	FA-20	13	4	0	0
84	Mason Tipton	WR	5-11	187	24	R	Yale	Akron, Ohio	FA-24	10	0	0	3
85	Dallin Holker	TE	6-3	241	24	R	Colorado State	Lehi, Utah	FA-24	8	1	1	4
87	Foster Moreau	TE	6-4	250	27	6	LSU	New Orleans, La.	UFA-23 (LV)	13	13	0	0
90	Bryan Bresee	DT	6-5	305	23	2	Clemson	Damascus, Md.	D1-23	13	7	0	0
93	Nathan Shepherd	DT	6-4	315	31	7	Fort Hays State	Ajax, Ontario, Canada	UFA-23 (NYJ)	13	13	0	0
94	Cameron Jordan	DE	6-4	287	35	14	California	Chandler, Ariz.	D1a-11	13	13	0	0
95	John Ridgeway III	DT	6-5	321	25	3	Arkansas	Bloomington, Ill.	TR-24 (WAS)	10	0	0	3
96	Carl Granderson	DE	6-5	261	27	6	Wyoming	Sacramento, Calif.	FA-19	13	13	0	0
97	Khristian Boyd	DT	6-2	320	24	R	Northern Iowa	Blue Springs, Mo.	D6-24	5	0	0	8
98	Payton Turner	DE	6-6	270	25	4	Houston	Houston, Texas	D1-21	12	0	0	1
99	Chase Young	DE	6-5	265	25	5	Ohio State	Hyattsville, Md.	UFA-24 (SF)	13	0	0	0

**Players on Active Roster: (53)**

**Practice Squad: (15)**

13	Equanimeous St. Brown	WR	6-5	214	28	6	Notre Dame	Anaheim, Calif	UFA-24 (CHI)	2	0	0	0
26	Travion Fluellen	CB	6-2	210	23	R	Middle Tennessee State	Gilmer, Texas	FA-24	0	0	0	0
28	Tre Herndon	DB	5-11	185	28	7	Vanderbilt	Ooltewah, Tenn.	FA-24	1	0	0	0
34	Xazavian Valladay	RB	6-0	198	26	1	Arizona State	Chicago, Ill.	FA-24	0	0	0	0
38	Millard Bradford	S	5-10	191	25	R	TCU	Helotes, Texas	FA-24	2	0	0	0
39	Charlie Smyth	K	6-4	210	23	R	International Pathway Program	Newry, Ireland	FA-24	0	0	0	0
44	Isaiah Stalbird	LB	6-1	215	24	R	South Dakota State	Kearney, Neb.	FA-24	3	0	0	0
57	Ryder Anderson	DT	6-6	280	26	2	Indiana	Katy, Texas	FA-24	0	0	0	0
63	Sincere Haynesworth	C	6-1	310	23	R	Tulane	Pearland, Texas	FA-24	0	0	0	0
72	Josiah Ezirim	T	6-6	329	23	R	Eastern Kentucky	Hilliard, Ohio	D7-24	0	0	0	0
76	Austin Deculus	T	6-5	321	25	3	LSU	Cypress, Texas	FA-24	0	0	0	0
80	Jermaine Jackson	WR	5-7	170	24	R	Idaho	San Leandro, Calif.	FA-24	4	0	0	0
82	Treyton Welch	TE	6-4	240	23	R	Wyoming	Buffalo, Minn.	FA-24	0	0	0	0
86	Michael Jacobson	TE	6-7	244	27	1	Iowa State	Waukee, Iowa	FA-23	0	0	0	0
91	Kendal Vickers	DT	6-3	295	29	3	Tennessee	Havelock, N.C.	FA-24	1	0	0	0

**Reserve/Injured: (9)**

7	Taysom Hill	TE	6-2	221	34	8	BYU	Pocatello, Idaho	WAI-17 (GB)	8	8	0	4
12	Chris Olave	WR	6-0	187	24	3	Ohio State	San Marcos, Calif.	D1a-22	8	8	0	1
16	Bub Means	WR	6-2	215	23	R	Pittsburgh	Lovejoy, Ga.	D5b-24	7	0	0	1
22	Rashid Shaheed	WR/RS	6-0	180	26	3	Weber State	San Diego, Calif.	FA-22	6	6	0	0
28	Rejzohn Wright	CB	6-2	193	24	1	Oregon State	Union City, Calif.	FA-24	0	0	0	0
29	Paulson Adebo	CB	6-1	192	25	4	Stanford	Mansfield, Texas	D3-21	7	7	0	0
64	Nick Saldiveri	OL	6-6	316	24	2	Old Dominion	Monroe, N.C.	D4a-23	12	6	0	1
76	Camron Peterson	DT	6-5	280	25	1	Southern	Houston, Texas	FA-24	0	0	0	0
77	Justin Herron	T	6-5	290	29	5	Wake Forest	Silver Spring, Md.	FA-24	0	0	0	0

**Practice Squad Injured: (1)**

59	Trajan Jeffcoat	DE	6-4	266	25	R	Arkansas	Columbia, S.C.	FA-24	0	0	0	0
----	-----------------	----	-----	-----	----	---	----------	----------------	-------	---	---	---	---

**Practice Squad - Suspended By Commissioner: (1)**

30	Roderic Teamer	S	6-0	205	27	5	Tulane	New Orleans, La.	FA-24	2	0	0	0
----	----------------	---	-----	-----	----	---	--------	------------------	-------	---	---	---	---

**Reserve/Physically Unable to Perform: (2)**

71	Ryan Ramczyk	T	6-6	314	30	8	Wisconsin	Stevens Point, Wis.	D1b-17	0	0	0	0
92	Tanoh Kpassagnon	DE	6-7	289	30	8	Villanova	Ambler, Pa.	UFA-21 (KC)	0	0	0	0

**INTERIM HEAD COACH: DARREN RIZZI. Assistants: Clancy Barone** (Tight Ends), **John Benton** (Offensive Line), **Rick Dennison** (Senior Offensive Assistant), **Jahri Evans** (Offensive Assistant), **Derrick Foster** (Running Backs), **Phil Galiano** (Assistant Special Teams), **Matt Giordano** (Defensive Assistant), **Peter Giunta** (Senior Defensive Assistant), **Todd Grantham** (Defensive Line), **Adam Gristick** (Defensive Assistant), **Michael Hodges** (Linebackers), **Andrew Janocko** (Quarterbacks), **Klint Kubiak** (Offensive Coordinator), **Marwan Maalouf** (Special Teams Assistant), **Mike Martinez** (Assistant to the Head Coach), **DeNarius McGhee** (Assistant Wide Receivers), **Kevin Petry** (Offensive Assistant), **Marcus Robertson** (Secondary), **Jordan Traylor** (Offensive Assistant), **Keith Williams** (Wide Receivers), **Joe Woods** (Defensive Coordinator), **Brian Young** (Pass Rush Specialist).

**NEW ORLEANS SAINTS EXPERIENCE ROSTER (as of 12/10/24)**

No.	Name	Pos.	Ht.	Wt.	Birthdate	Exp.	College	H.S. Hometown
94	Cameron Jordan	DE	6-4	287	7/10/89	14	California	Chandler, Ariz.
56	Demario Davis	LB	6-2	248	1/11/89	13	Arkansas State	Brandon, Miss.
32	Tyrann Mathieu	S	5-9	190	5/13/92	12	LSU	New Orleans, La.
4	Derek Carr	QB	6-3	215	3/28/91	11	Fresno State	Bakersfield, Calif.
41	Alvin Kamara	RB	5-10	215	7/25/95	8	Tennessee	Atlanta, Ga.
62	Lucas Patrick	OL	6-3	313	7/30/93	8	Duke	Brentwood, Tenn.
21	Jamaal Williams	RB	6-0	224	4/3/95	8	BYU	Fontana, Calif.
49	Zach Wood	LS	6-3	255	1/10/93	8	Southern Methodist	Rowlett, Texas
48	J.T. Gray	DB	6-0	202	1/18/96	7	Mississippi State	Clarksdale, Miss.
93	Nathan Shepherd	DT	6-4	315	10/9/93	7	Fort Hays State	Ajax, Ontario, Canada
10	Marquez Valdes-Scantling	WR	6-4	206	10/10/94	7	South Florida	St. Petersburg, Fla.
11	Cedrick Wilson Jr.	WR	6-2	197	11/20/95	7	Boise State	Memphis, Tenn.
0	Ugo Amadi	S	5-9	201	5/16/97	6	Oregon	Nashville, Tenn.
96	Carl Granderson	DE	6-5	261	12/18/96	6	Wyoming	Sacramento, Calif.
5	Will Harris	DB	6-1	206	12/19/95	6	Boston College	Suwanee, Ga.
78	Erik McCoy	C/G	6-4	303	8/27/97	6	Texas A&M	Lufkin, Texas
87	Foster Moreau	TE	6-4	250	5/6/97	6	LSU	New Orleans, La.
17	Dante Pettis	WR	6-1	195	10/23/95	6	Washington	San Juan Capistrano, Calif.
50	Khalen Saunders	DT	6-0	324	8/9/96	6	Western Illinois	St. Louis, Mo.
74	Olaiseemeka Udoh	OL	6-6	320	2/14/97	6	Elon	Fayetteville, N.C.
6	Willie Gay Jr.	LB	6-1	243	2/15/98	5	Mississippi State	Starkville, Miss.
83	Juwan Johnson	TE	6-4	231	9/13/96	5	Oregon	Glassboro, N.J.
66	Shane Lemieux	C/G	6-4	310	5/12/97	5	Oregon	Yakima, Wash.
51	Cesar Ruiz	C/G	6-4	316	6/14/99	5	Michigan	Camden, N.J.
99	Chase Young	DE	6-5	265	4/14/99	5	Ohio State	Hyattsville, Md.
27	Shemar Jean-Charles	DB	5-10	184	6/20/98	4	Appalachian State	Miramar, Fla.
46	Adam Prentice	FB	6-0	245	1/16/97	4	South Carolina	Clovis, Calif.
98	Payton Turner	DE	6-6	270	1/7/99	4	Houston	Houston, Texas
20	Pete Werner	LB	6-3	242	6/5/98	4	Ohio State	Indianapolis, Ind.
67	Landon Young	T	6-7	321	8/21/97	4	Kentucky	Lexington, Ky.
52	D'Marco Jackson	LB	6-1	233	7/20/98	3	Appalachian State	Spartanburg, S.C.
70	Trevor Penning	T	6-7	325	5/15/99	3	Northern Iowa	Mason City, Iowa
95	John Ridgeway III	DT	6-5	321	5/7/99	3	Arkansas	Bloomington, Ill.
1	Alontae Taylor	CB	6-1	199	12/3/98	3	Tennessee	Manchester, Tenn.
90	Bryan Bresee	DT	6-5	305	10/6/01	2	Clemson	Damascus, Md.
55	Isaiah Foskey	DE	6-5	270	10/30/00	2	Notre Dame	Concord, Calif.
19	Blake Grupe	K	5-7	156	11/5/98	2	Notre Dame	Sedalia, Mo.
3	Jake Haener	QB	6-1	200	3/10/99	2	Fresno State	Danville, Calif.
31	Jordan Howden	DB	6-0	209	5/14/00	2	Minnesota	San Diego, Calif.
25	Kendre Miller	RB	6-0	220	6/11/02	2	TCU	Mount Enterprise, Texas
45	Nephi Sewell	LB	6-0	228	12/19/98	2	Utah	St. George, Utah
81	Kevin Austin Jr.	WR	6-2	200	3/30/00	1	Notre Dame	Fort Lauderdale, Fla.
33	Jordan Mims	RB	6-0	205	6/16/99	1	Fresno State	Atherton, Calif.
58	Anfernee Orji	LB	6-2	230	10/6/00	1	Vanderbilt	Rockwall, Texas
97	Khristian Boyd	DT	6-2	320	2/23/00	R	Northern Iowa	Blue Springs, Mo.
53	Jaylan Ford	LB	6-2	240	11/28/01	R	Texas	Frisco, Texas
75	Taliese Fuaga	T	6-6	324	4/5/02	R	Oregon State	Tacoma, Wash.
43	Matthew Hayball	P	6-0	189	3/12/97	R	Vanderbilt	West Adelaide, Australia
85	Dallin Holker	TE	6-3	241	4/7/00	R	Colorado State	Lehi, Utah
14	Kool-Aid McKinstry	CB	5-11	199	9/30/02	R	Alabama	Pinson, Ala.
36	Rico Payton	CB	6-0	182	11/28/99	R	Pittsburg State	St. Louis, Mo.
18	Spencer Rattler	QB	6-0	211	9/28/00	R	South Carolina	Phoenix, Ariz.
84	Mason Tipton	WR	5-11	187	9/27/00	R	Yale	Akron, Ohio

**Players on Active Roster: (53)**

**Practice Squad: (15)**

28	Tre Herndon	DB	5-11	185	3/5/96	7	Vanderbilt	Ooltewah, Tenn.
13	Equanimeous St. Brown	WR	6-5	214	9/30/96	6	Notre Dame	Anaheim, Calif.
76	Austin Deculus	T	6-5	321	3/12/99	3	LSU	Cypress, Texas
91	Kendal Vickers	DT	6-3	295	5/23/95	3	Tennessee	Havelock, N.C.
57	Ryder Anderson	DT	6-6	280	10/15/98	2	Indiana	Katy, Texas
86	Michael Jacobson	TE	6-7	244	4/4/97	1	Iowa State	Waukee, Iowa
34	Xazavian Valladay	RB	6-0	198	7/3/98	1	Arizona State	Chicago, Ill.
38	Millard Bradford	S	5-10	191	9/24/99	R	TCU	Helotes, Texas
72	Josiah Ezirim	T	6-6	329	5/21/01	R	Eastern Kentucky	Hilliard, Ohio
26	Travion Fluellen	CB	6-2	210	3/22/01	R	Middle Tennessee State	Gilmer, Texas
63	Sincere Haynesworth	C	6-1	310	4/13/01	R	Tulane	Pearland, Texas
80	Jermaine Jackson	WR	5-7	170	6/2/00	R	Idaho	San Leandro, Calif.
39	Charlie Smyth	K	6-4	210	6/26/01	R	International Pathway Program	Newry, Ireland
44	Isaiah Stalbird	LB	6-1	215	7/18/00	R	South Dakota State	Kearney, Neb.
82	Treyton Welch	TE	6-4	240	1/10/01	R	Wyoming	Buffalo, Minn.

**Reserve/Injured: (9)**

7	Taysom Hill	TE	6-2	221	8/23/90	8	BYU	Pocatello, Idaho
77	Justin Herron	T	6-5	290	11/27/95	5	Wake Forest	Silver Spring, Md.
29	Paulson Adebo	CB	6-1	192	7/3/99	4	Stanford	Mansfield, Texas
12	Chris Olave	WR	6-0	187	6/27/00	3	Ohio State	San Marcos, Calif.
22	Rashid Shaheed	WR/RS	6-0	180	8/31/98	3	Weber State	San Diego, Calif.
64	Nick Saldiveri	OL	6-6	316	8/14/00	2	Old Dominion	Monroe, N.C.
76	Camron Peterson	DT	6-5	238	9/13/99	1	Southern	Houston, Texas
28	Rejzohn Wright	CB	6-2	193	9/7/00	1	Oregon State	Union City, Calif.
16	Bub Means	WR	6-2	215	1/10/01	R	Pittsburgh	Lovejoy, Ga.

**Practice Squad Injured: (1)**

59	Trajan Jeffcoat	DE	6-4	266	10/7/99	R	Arkansas	Columbia, S.C.
----	-----------------	----	-----	-----	---------	---	----------	----------------

**Practice Squad - Suspended By Commissioner: (1)**

30	Roderic Teamer	S	6-0	205	5/12/97	5	Tulane	New Orleans, La.
----	----------------	---	-----	-----	---------	---	--------	------------------

**Reserve/Physically Unable to Perform: (2)**

92	Tanoh Kpassagnon	DE	6-7	289	6/14/94	8	Villanova	Ambler, Pa.
71	Ryan Ramczyk	T	6-6	314	4/22/94	8	Wisconsin	Stevens Point, Wis.

**INTERIM HEAD COACH: DARREN RIZZI.** Assistants: **Clancy Barone** (Tight Ends), **John Benton** (Offensive Line), **Rick Dennison** (Senior Offensive Assistant), **Jahri Evans** (Offensive Assistant), **Derrick Foster** (Running Backs), **Phil Galiano** (Assistant Special Teams), **Matt Giordano** (Defensive Assistant), **Peter Giunta** (Senior Defensive Assistant), **Todd Grantham** (Defensive Line), **Adam Gristick** (Defensive Assistant), **Michael Hodges** (Linebackers), **Andrew Janocko** (Quarterbacks), **Klint Kubiak** (Offensive Coordinator), **Marwan Maalouf** (Special Teams Assistant), **Mike Martinez** (Assistant to the Head Coach), **DeNarius McGhee** (Assistant Wide Receivers), **Kevin Petry** (Offensive Assistant), **Marcus Robertson** (Secondary), **Jordan Traylor** (Offensive Assistant), **Keith Williams** (Wide Receivers), **Joe Woods** (Defensive Coordinator), **Brian Young** (Pass Rush Specialist).

**NEW ORLEANS SAINTS AGE ROSTER (as of 12/10/24)**

No.	Name	Pos.	Ht.	Wt.	Age	Exp.	College	H.S. Hometown	How Acquired
56	Demario Davis	LB	6-2	248	35	13	Arkansas State	Brandon, Miss.	UFA-18 (NYJ)
94	Cameron Jordan	DE	6-4	287	35	14	California	Chandler, Ariz.	D1a-11
4	Derek Carr	QB	6-3	215	33	11	Fresno State	Bakersfield, Calif.	FA-23
32	Tyrann Mathieu	S	5-9	190	32	12	LSU	New Orleans, La.	UFA-22 (KC)
49	Zach Wood	LS	6-3	255	31	8	Southern Methodist	Rowlett, Texas	FA-17
62	Lucas Patrick	OL	6-3	313	31	8	Duke	Brentwood, Tenn.	UFA-24 (CHI)
93	Nathan Shepherd	DT	6-4	315	31	7	Fort Hays State	Ajax, Ontario, Canada	UFA-23 (NYJ)
10	Marquez Valdes-Scantling	WR	6-4	206	30	7	South Florida	St. Petersburg, Fla.	FA-24
21	Jamaal Williams	RB	6-0	224	29	8	BYU	Fontana, Calif.	UFA-23 (DET)
41	Alvin Kamara	RB	5-10	215	29	8	Tennessee	Atlanta, Ga.	D3a-17
17	Dante Pettis	WR	6-1	195	29	6	Washington	San Juan Capistrano, Calif.	FA-24
11	Cedrick Wilson Jr.	WR	6-2	197	29	7	Boise State	Memphis, Tenn.	UFA-24 (MIA)
5	Will Harris	DB	6-1	206	28	6	Boston College	Suwanee, Ga.	UFA-24 (DET)
48	J.T. Gray	DB	6-0	202	28	7	Mississippi State	Clarksdale, Miss.	FA-18
50	Khalen Saunders	DT	6-0	324	28	6	Western Illinois	St. Louis, Mo.	UFA-23 (KC)
83	Juwan Johnson	TE	6-4	231	28	5	Oregon	Glassboro, N.J.	FA-20
96	Carl Granderson	DE	6-5	261	27	6	Wyoming	Sacramento, Calif.	FA-19
46	Adam Prentice	FB	6-0	245	27	4	South Carolina	Clovis, Calif.	WAI-21 (DEN)
74	Olisaemeka Udoh	OL	6-6	320	27	6	Elon	Fayetteville, N.C.	UFA-24 (MIN)
43	Matthew Hayball	P	6-0	189	27	R	Vanderbilt	West Adelaide, Australia	FA-24
87	Foster Moreau	TE	6-4	250	27	6	LSU	New Orleans, La.	UFA-23 (LV)
66	Shane Lemieux	C/G	6-4	310	27	5	Oregon	Yakima, Wash.	UFA-24 (NYG)
0	Ugo Amadi	S	5-9	201	27	6	Oregon	Nashville, Tenn.	FA-23
67	Landon Young	T	6-7	321	27	4	Kentucky	Lexington, Ky.	D6-21
78	Erik McCoy	C/G	6-4	303	27	6	Texas A&M	Lufkin, Texas	D2-19
6	Willie Gay Jr.	LB	6-1	243	26	5	Mississippi State	Starkville, Miss.	UFA-24 (KC)
20	Pete Werner	LB	6-3	242	26	4	Ohio State	Indianapolis, Ind.	D2-21
27	Shemar Jean-Charles	DB	5-10	184	26	4	Appalachian State	Miramar, Fla.	FA-23
52	D'Marco Jackson	LB	6-1	233	26	3	Appalachian State	Spartanburg, S.C.	D5-22
19	Blake Grupe	K	5-7	156	26	2	Notre Dame	Sedalia, Mo.	FA-23
1	Alontae Taylor	CB	6-1	199	26	3	Tennessee	Manchester, Tenn.	D2-22
45	Nephi Sewell	LB	6-0	228	25	2	Utah	St. George, Utah	FA-22
98	Payton Turner	DE	6-6	270	25	4	Houston	Houston, Texas	D1-21
3	Jake Haener	QB	6-1	200	25	2	Fresno State	Danville, Calif.	D4b-23
99	Chase Young	DE	6-5	265	25	5	Ohio State	Hyattsville, Md.	UFA-24 (SF)
95	John Ridgeway III	DT	6-5	321	25	3	Arkansas	Bloomington, Ill.	TR-24 (WAS)
70	Trevor Penning	T	6-7	325	25	3	Northern Iowa	Mason City, Iowa	D1b-22
51	Cesar Ruiz	C/G	6-4	316	25	5	Michigan	Camden, N.J.	D1-20
33	Jordan Mims	RB	6-0	205	25	1	Fresno State	Atherton, Calif.	FA-23
36	Rico Payton	CB	6-0	182	25	R	Pittsburg State	St. Louis, Mo.	FA-24
97	Khristian Boyd	DT	6-2	320	24	R	Northern Iowa	Blue Springs, Mo.	D6-24
81	Kevin Austin Jr.	WR	6-2	200	24	1	Notre Dame	Fort Lauderdale, Fla.	FA-24
85	Dallin Holker	TE	6-3	241	24	R	Colorado State	Lehi, Utah	FA-24
31	Jordan Howden	DB	6-0	209	24	2	Minnesota	San Diego, Calif.	D5-23
84	Mason Tipton	WR	5-11	187	24	R	Yale	Akron, Ohio	FA-24
18	Spencer Rattler	QB	6-0	211	24	R	South Carolina	Phoenix, Ariz.	D5a-24
58	Anfernee Orji	LB	6-2	230	24	1	Vanderbilt	Rockwall, Texas	FA-23
55	Isaiah Foskey	DE	6-5	270	24	2	Notre Dame	Concord, Calif.	D2-23
90	Bryan Bresee	DT	6-5	305	23	2	Clemson	Damascus, Md.	D1-23
53	Jaylan Ford	LB	6-2	240	23	R	Texas	Frisco, Texas	D5c-24
75	Taliese Fuaga	T	6-6	324	22	R	Oregon State	Tacoma, Wash.	D1-24
25	Kendre Miller	RB	6-0	220	22	2	TCU	Mount Enterprise, Texas	D3-23
14	Kool-Aid McKinstry	CB	5-11	199	22	R	Alabama	Pinson, Ala.	D2-24

**Players on Active Roster: (53)**

**Practice Squad: (15)**

91	Kendal Vickers	DT	6-3	295	29	3	Tennessee	Havelock, N.C.	FA-24
28	Tre Herndon	DB	5-11	185	28	7	Vanderbilt	Ooltewah, Tenn.	FA-24
13	Equanimeous St. Brown	WR	6-5	214	28	6	Notre Dame	Anaheim, Calif.	UFA-24 (CHI)
86	Michael Jacobson	TE	6-7	244	27	1	Iowa State	Waukee, Iowa	FA-23
34	Xazavian Valladay	RB	6-0	198	26	1	Arizona State	Chicago, Ill.	FA-24
57	Ryder Anderson	DT	6-6	280	26	2	Indiana	Katy, Texas	FA-24
76	Austin Deculus	T	6-5	321	25	3	LSU	Cypress, Texas	FA-24
38	Millard Bradford	S	5-10	191	25	R	TCU	Helotes, Texas	FA-24
80	Jermaine Jackson	WR	5-7	170	24	R	Idaho	San Leandro, Calif.	FA-24
44	Isaiah Stalbird	LB	6-1	215	24	R	South Dakota State	Kearney, Neb.	FA-24
82	Treyton Welch	TE	6-4	240	23	R	Wyoming	Buffalo, Minn.	FA-24
26	Travion Fluellen	CB	6-2	210	23	R	Middle Tennessee State	Gilmer, Texas	FA-24
63	Sincere Haynesworth	C	6-1	310	23	R	Tulane	Pearland, Texas	FA-24
72	Josiah Ezirim	T	6-6	329	23	R	Eastern Kentucky	Hilliard, Ohio	D7-24
39	Charlie Smyth	K	6-4	210	23	R	International Pathway Program	Newry, Ireland	FA-24

**Reserve/Injured: (9)**

7	Taysom Hill	TE	6-2	221	34	8	BYU	Pocatello, Idaho	WAI-17 (GB)
77	Justin Herron	T	6-5	290	29	5	Wake Forest	Silver Spring, Md.	FA-24
22	Rashid Shaheed	WR/RS	6-0	180	26	3	Weber State	San Diego, Calif.	FA-22
29	Paulson Adebo	CB	6-1	192	25	4	Stanford	Mansfield, Texas	D3-21
76	Camron Peterson	DT	6-5	280	25	1	Southern	Houston, Texas	FA-24
12	Chris Olave	WR	6-0	187	24	3	Ohio State	San Marcos, Calif.	D1a-22
64	Nick Saldiveri	OL	6-6	316	24	2	Old Dominion	Monroe, N.C.	D4a-23
28	Rejzohn Wright	CB	6-2	193	24	1	Oregon State	Union City, Calif.	FA-24
16	Bub Means	WR	6-2	215	23	R	Pittsburgh	Lovejoy, Ga.	D5b-24

**Practice Squad Injured: (1)**

59	Trajan Jeffcoat	DE	6-4	266	25	R	Arkansas	Columbia, S.C.	FA-24
----	-----------------	----	-----	-----	----	---	----------	----------------	-------

**Practice Squad - Suspended By Commissioner: (1)**

30	Roderic Teamer	S	6-0	205	27	5	Tulane	New Orleans, La.	FA-24
----	----------------	---	-----	-----	----	---	--------	------------------	-------

**Reserve/Physically Unable to Perform: (2)**

71	Ryan Ramczyk	T	6-6	314	30	8	Wisconsin	Stevens Point, Wis.	D1b-17
92	Tanoh Kpassagnon	DE	6-7	289	30	8	Villanova	Ambler, Pa.	UFA-21 (KC)

**INTERIM HEAD COACH: DARREN RIZZI.** Assistants: **Clancy Barone** (Tight Ends), **John Benton** (Offensive Line), **Rick Dennison** (Senior Offensive Assistant), **Jahri Evans** (Offensive Assistant), **Derrick Foster** (Running Backs), **Phil Galiano** (Assistant Special Teams), **Matt Giordano** (Defensive Assistant), **Peter Giunta** (Senior Defensive Assistant), **Todd Grantham** (Defensive Line), **Adam Gristick** (Defensive Assistant), **Michael Hodges** (Linebackers), **Andrew Janocko** (Quarterbacks), **Klint Kubiak** (Offensive Coordinator), **Marwan Maalouf** (Special Teams Assistant), **Mike Martinez** (Assistant to the Head Coach), **DeNarius McGhee** (Assistant Wide Receivers), **Kevin Petry** (Offensive Assistant), **Marcus Robertson** (Secondary), **Jordan Traylor** (Offensive Assistant), **Keith Williams** (Wide Receivers), **Joe Woods** (Defensive Coordinator), **Brian Young** (Pass Rush Specialist).

**NEW ORLEANS SAINTS POSITIONAL ROSTER (as of 12/10/24)**

No. Name	Pos.	Ht.	Wt.	Age	Exp.	College	HS Hometown	How Acquired
<b>QUARTERBACKS (3)</b>								
3 Jake Haener	QB	6-1	200	25	2	Fresno State	Danville, Calif.	D4b-23
4 Derek Carr	QB	6-3	215	33	11	Fresno State	Bakersfield, Calif.	FA-23
18 Spencer Rattler	QB	6-0	211	24	R	South Carolina	Phoenix, Ariz.	D5a-24
<b>RUNNING BACKS (4)</b>								
21 Jamaal Williams	RB	6-0	224	29	8	BYU	Fontana, Calif.	UFA-23 (DET)
25 Kendre Miller	RB	6-0	220	22	2	TCU	Mount Enterprise, Texas	D3-23
33 Jordan Mims	RB	6-0	205	25	1	Fresno State	Atherton, Calif.	FA-23
41 Alvin Kamara	RB	5-10	215	29	8	Tennessee	Atlanta, Ga.	D3a-17
<b>FULLBACKS (1)</b>								
46 Adam Prentice	FB	6-0	245	27	4	South Carolina	Clovis, Calif.	WAI-21 (DEN)
<b>WIDE RECEIVERS (5)</b>								
10 Marquez Valdes-Scantling	WR	6-4	206	30	7	South Florida	St. Petersburg, Fla.	FA-24
11 Cedrick Wilson Jr.	WR	6-2	197	29	7	Boise State	Memphis, Tenn.	UFA-24 (MIA)
17 Dante Pettis	WR	6-1	195	29	6	Washington	San Juan Capistrano, Calif.	FA-24
81 Kevin Austin Jr.	WR	6-2	200	24	1	Notre Dame	Fort Lauderdale, Fla.	FA-24
84 Mason Tipton	WR	5-11	187	24	R	Yale	Akron, Ohio	FA-24
<b>TIGHT ENDS (3)</b>								
83 Juwan Johnson	TE	6-4	231	28	5	Oregon	Glassboro, N.J.	FA-20
85 Dallin Holker	TE	6-3	241	24	R	Colorado State	Lehi, Utah	FA-24
87 Foster Moreau	TE	6-4	250	27	6	LSU	New Orleans, La.	FA-23
<b>OFFENSIVE LINEMEN (8)</b>								
51 Cesar Ruiz	C/G	6-4	316	25	5	Michigan	Camden, N.J.	D1-20
62 Lucas Patrick	OL	6-3	313	31	8	Duke	Brentwood, Tenn.	UFA-24 (CHI)
66 Shane Lemieux	C/G	6-4	310	27	5	Oregon	Yakima, Wash.	UFA-24 (NYG)
67 Landon Young	T	6-7	321	27	4	Kentucky	Lexington, Ky.	D6-21
70 Trevor Penning	T	6-7	325	25	3	Northern Iowa	Mason City, Iowa	D1b-22
74 Oluisaemeka Udoh	OL	6-6	320	27	6	Elon	Fayetteville, N.C.	UFA-24 (MIN)
75 Taliese Fuaga	T	6-6	324	22	R	Oregon State	Tacoma, Wash.	D1-24
78 Erik McCoy	C/G	6-4	303	27	6	Texas A&M	Lufkin, Texas	D2-19
<b>SPECIALISTS (3)</b>								
19 Blake Grupe	K	5-7	156	26	2	Notre Dame	Sedalia, Mo.	FA-23
43 Matthew Hayball	P	6-0	189	27	R	Vanderbilt	West Adelaide, Australia	FA-24
49 Zach Wood	LS	6-3	255	31	8	Southern Methodist	Rowlett, Texas	FA-17
<b>DEFENSIVE LINEMEN (10)</b>								
50 Khalel Saunders	DT	6-0	324	28	6	Western Illinois	St. Louis, Mo.	UFA-23 (KC)
55 Isaiah Foskey	DE	6-5	270	24	2	Notre Dame	Concord, Calif.	D2-23
90 Bryan Bresee	DT	6-5	305	23	2	Clemson	Damascus, Md.	D1-23
93 Nathan Shepherd	DT	6-4	315	31	7	Fort Hays State	Ajax, Ontario, Canada	UFA-23 (NYJ)
94 Cameron Jordan	DE	6-4	287	35	14	California	Chandler, Ariz.	D1a-11
95 John Ridgeway III	DT	6-5	321	25	3	Arkansas	Bloomington, Ill.	TR-24 (WAS)
96 Carl Granderson	DE	6-5	261	27	6	Wyoming	Sacramento, Calif.	FA-19
97 Christian Boyd	DT	6-2	320	24	R	Northern Iowa	Blue Springs, Mo.	D6-24
98 Payton Turner	DE	6-6	270	25	4	Houston	Houston, Texas	D1-21
99 Chase Young	DE	6-5	265	25	5	Ohio State	Hyattsville, Md.	UFA-24 (SF)
<b>LINEBACKERS (7)</b>								
6 Willie Gay Jr.	LB	6-1	243	26	5	Mississippi State	Starkville, Miss.	UFA-24 (KC)
20 Pete Werner	LB	6-3	242	26	4	Ohio State	Indianapolis, Ind.	D2-21
45 Nephi Sewell	LB	6-0	228	25	2	Utah	St. George, Utah	FA-22
52 D'Marco Jackson	LB	6-1	233	26	3	Appalachian State	Spartanburg, S.C.	D5-22
53 Jaylan Ford	LB	6-2	240	23	R	Texas	Frisco, Texas	D5c-24
56 Demario Davis	LB	6-2	248	35	13	Arkansas State	Brandon, Miss.	UFA-18 (NYJ)
58 Anfernee Orji	LB	6-2	230	24	1	Vanderbilt	Rockwall, Texas	FA-23
<b>DEFENSIVE BACKS (9)</b>								
0 Ugo Amadi	S	5-9	201	27	6	Oregon	Nashville, Tenn.	FA-23
1 Alontae Taylor	CB	6-1	199	26	3	Tennessee	Manchester, Tenn.	D2-22
5 Will Harris	DB	6-1	206	28	6	Boston College	Suwanee, Ga.	UFA-24 (DET)
14 Kool-Aid McKinstry	CB	5-11	199	22	R	Alabama	Pinson, Ala.	D2-24
27 Shemar Jean-Charles	DB	5-10	184	26	4	Appalachian State	Miramar, Fla.	FA-23
31 Jordan Howden	DB	6-0	209	24	2	Minnesota	San Diego, Calif.	D5-23
32 Tyrann Mathieu	S	5-9	190	32	12	LSU	New Orleans, La.	UFA-22 (KC)
36 Rico Payton	CB	6-0	182	25	R	Pittsburg State	St. Louis, Mo.	FA-24
48 J.T. Gray	DB	6-0	202	28	7	Mississippi State	Clarksdale, Miss.	FA-18
<b>Players on Active Roster: (53)</b>								
<b>Practice Squad: (15)</b>								
13 Equanimeous St. Brown	WR	6-5	214	28	6	Notre Dame	Anaheim, Calif	UFA-24 (CHI)
26 Travlon Fluellen	CB	6-2	210	23	R	Middle Tennessee State	Glimer, Texas	FA-24
28 Tre Herndon	DB	5-11	185	28	7	Vanderbilt	Ooltewah, Tenn.	FA-24
34 Xazavian Vailaiday	RB	6-0	198	26	1	Arizona State	Chicago, Ill.	FA-24
38 Millard Bradford	S	5-10	191	25	R	TCU	Helotes, Texas	FA-24
39 Charlie Smyth	K	6-4	210	23	R	International Pathway Program	Newry, Ireland	FA-24
44 Isaiah Stalbird	LB	6-1	215	24	R	South Dakota State	Kearney, Neb.	FA-24
57 Ryder Anderson	DT	6-6	280	26	2	Indiana	Katy, Texas	FA-24
63 Sincere Haynesworth	C	6-1	310	23	R	Tulane	Pearland, Texas	FA-24
72 Josiah Ezirim	T	6-6	329	23	R	Eastern Kentucky	Hilliard, Ohio	D7-24
76 Austin Deculus	T	6-5	321	25	3	LSU	Cypress, Texas	FA-24
80 Jermaine Jackson	WR	5-7	170	24	R	Idaho	San Leandro, Calif.	FA-24
82 Treyton Welch	TE	6-4	240	23	R	Wyoming	Buffalo, Minn.	FA-24
86 Michael Jacobson	TE	6-7	244	27	1	Iowa State	Waukee, Iowa	FA-23
91 Kendal Vickers	DT	6-3	295	29	3	Tennessee	Havelock, N.C.	FA-24
<b>Reserve/Injured: (9)</b>								
7 Taysom Hill	TE	6-2	221	34	8	BYU	Pocatello, Idaho	WAI-17 (GB)
12 Chris Olave	WR	6-0	187	24	3	Ohio State	San Marcos, Calif.	D1a-22
16 Bub Means	WR	6-2	215	23	R	Pittsburgh	Lovejoy, Ga.	D5b-24
22 Rashid Shaheed	WR/RS	6-0	180	26	3	Weber State	San Diego, Calif.	FA-22
28 Rejzohn Wright	CB	6-2	193	24	1	Oregon State	Union City, Calif.	FA-24
29 Paulson Adebo	CB	6-1	192	25	4	Stanford	Mansfield, Texas	D3-21
64 Nick Saldiveri	OL	6-6	316	24	2	Old Dominion	Monroe, N.C.	D4a-23
76 Camron Peterson	DT	6-5	280	25	1	Southern	Houston, Texas	FA-24
77 Justin Herron	T	6-5	290	29	5	Wake Forest	Silver Spring, Md.	FA-24
<b>Practice Squad Injured: (1)</b>								
59 Trajan Jeffcoat	DE	6-4	266	25	R	Arkansas	Columbia, S.C.	FA-24
<b>Practice Squad - Suspended By Commissioner: (1)</b>								
30 Roderic Teamer	S	6-0	205	27	5	Tulane	New Orleans, La.	FA-24
<b>Reserve/Physically Unable to Perform: (2)</b>								
71 Ryan Ramczyk	T	6-6	314	30	8	Wisconsin	Stevens Point, Wis.	D1b-17
92 Tanoh Kpassagnon	DE	6-7	289	30	8	Villanova	Ambler, Pa.	UFA-21 (KC)

**INTERIM HEAD COACH: DARREN RIZZI. Assistants: Clancy Barone** (Tight Ends), **John Benton** (Offensive Line), **Rick Dennison** (Senior Offensive Assistant), **Jahri Evans** (Offensive Assistant), **Derrick Foster** (Running Backs), **Phil Galiano** (Assistant Special Teams), **Matt Giordano** (Defensive Assistant), **Peter Giunta** (Senior Defensive Assistant), **Todd Grantham** (Defensive Line), **Adam Gristick** (Defensive Assistant), **Michael Hodges** (Linebackers), **Andrew Janocko** (Quarterbacks), **Klint Kubiak** (Offensive Coordinator), **Marwan Maalouf** (Special Teams Assistant), **Mike Martinez** (Assistant to the Head Coach), **DeNarius McGhee** (Assistant Wide Receivers), **Kevin Petry** (Offensive Assistant), **Marcus Robertson** (Secondary), **Jordan Traylor** (Offensive Assistant), **Keith Williams** (Wide Receivers), **Joe Woods** (Defensive Coordinator), **Brian Young** (Pass Rush Specialist).

**NEW ORLEANS SAINTS UNOFFICIAL DEPTH CHART (as of 12/10/24)**

**OFFENSE**

WR	10 Marquez Valdes-Scantling	17 Dante Pettis		
LT	75 <u>Taliase Fuaga</u>	67 Landon Young		
LG	62 Lucas Patrick			
C	78 Erik McCoy	66 Shane Lemieux		
RG	51 Cesar Ruiz			
RT	70 Trevor Penning	74 Olisaemeka Udoh		
TE	87 Foster Moreau			
TE	83 Juwan Johnson	85 <u>Dallin Holker</u>		
WR	11 Cedrick Wilson Jr.	84 <u>Mason Tipton</u>	81 Kevin Austin Jr.	
QB	4 Derek Carr	3 Jake Haener or 18 <u>Spencer Rattler</u>		
RB	41 Alvin Kamara	21 Jamaal Williams	25 Kendre Miller	33 Jordan Mims
FB	46 Adam Prentice			

**DEFENSE**

RDE	96 Carl Granderson or 99 Chase Young	55 Isaiah Foskey		
DT	50 Khalen Saunders	97 <u>Khristian Boyd</u>		
DT	93 Nathan Shepherd	90 Bryan Bresee	95 John Ridgeway III	
LDE	94 Cameron Jordan	98 Payton Turner		
WILL	20 Pete Werner	58 Anfernee Orji	45 Nephi Sewell	
MLB	56 Demario Davis	52 D'Marco Jackson		
SAM	6 Willie Gay Jr.	58 Anfernee Orji	53 <u>Jaylan Ford</u>	
LCB	1 Alontae Taylor	36 <u>Rico Payton</u>	27 Shemar Jean-Charles	
SS	5 Will Harris	48 J.T. Gray		
FS	32 Tyrann Mathieu	31 Jordan Howden		
RCB	14 Kool-Aid McKinstry	0 Ugo Amadi		

**SPECIAL TEAMS**

P	43 <u>Matthew Hayball</u>	
K	19 Blake Grupe	
KO	19 Blake Grupe	
LS	49 Zach Wood	
H	43 <u>Matthew Hayball</u>	
PR	84 <u>Mason Tipton</u>	17 Dante Pettis
KR	21 Jamaal Williams	17 Dante Pettis

**HOW THE SAINTS WERE BUILT (as of 12/10/24) - REGULAR SEASON**

	<b>DRAFT</b>	<b>TRADES</b>	<b>WAIVERS</b>	<b>FREE AGENTS</b>	
2011	DE Cameron Jordan (1a)				1
2017	RB Alvin Kamara (3)			LS Zach Wood (FA)	2
2018				LB Demario Davis (UFA-NYJ) DB J.T. Gray (Rookie FA)	2
2019	C/G Erik McCoy (2)			DE Carl Granderson (Rookie FA)	2
2020	C/G Cesar Ruiz (1)			TE Juwan Johnson (Rookie FA)	2
2021	DE Payton Turner (1) LB Pete Werner (2) T Landon Young (6)		FB Adam Prentice (DEN)		4
2022	T Trevor Penning (1b) CB Alontae Taylor (2) LB D'Marco Jackson (5)			S Tyrann Mathieu (UFA-KC) LB Nephi Sewell (Rookie FA)	5
2023	DT Bryan Bresee (1) DE Isaiah Foskey (2) RB Kendre Miller (3) QB Jake Haener (4b) DB Jordan Howden (5)			S Ugo Amadi (FA) QB Derek Carr (FA) K Blake Grupe (Rookie FA) DB Shemar Jean-Charles (FA) RB Jordan Mims (FA) TE Foster Moreau (UFA-LV) LB Anfernee Orji (Rookie FA) DT Khalen Saunders (UFA-KC) DT Nathan Shepherd (UFA-NYJ) RB Jamaal Williams (UFA-DET)	15
2024	T Taliase Fuaga (1) CB Kool-Aid McKinstry (2) QB Spencer Rattler (5a) LB Jalyan Ford (5c) DT Khristian Boyd (6)	DT John Ridgeway III (WAS)		WR Kevin Austin Jr. (FA) LB Willie Gay Jr. (UFA-KC) DB Will Harris (FA) P Matthew Hayball (Rookie FA) TE Dallin Holker (Rookie FA) C/G Shane Lemieux (FA) OL Lucas Patrick (FA) CB Rico Payton (Rookie FA) WR Dante Pettis (FA) WR Mason Tipton (Rookie FA) OL Olisaemeka Udoh (UFA-MIN) WR Marquez Valdes-Scantling (FA) WR Cedrick Wilson Jr. (UFA-MIA) DE Chase Young (UFA-SF)	20

2024 National Football League										Rushing	Att	Yds	Avg	Long	TD		
New Orleans Saints: Won 5, Lost 8										Rushing	Att	Yds	Avg	Long	TD		
Date	Result	Opponent			Time/Attend		Kamara	223	938	4.2	24	6					
W1- 9/8	W 47-10	CAROLINA			70,007		Hill	39	278	7.1	75t	6					
W2- 9/15	W 44-19	at Dallas			93,691		Williams	35	129	3.7	14t	1					
W3- 9/22	L 12-15	PHILADELPHIA			70,006		Miller	19	84	4.4	16	1					
W4- 9/29	L 24-26	at Atlanta			72,204		Carr	17	71	4.2	13	1					
W5- 10/7	L 13-26	at Kansas City			73,592		Rattler	9	61	6.8	28	0					
W6- 10/13	L 27-51	TAMPA BAY			70,041		Mims	14	42	3.0	9	0					
W7- 10/17	L 10-33	DENVER			70,008		Shaheed	6	29	4.8	13	0					
W8- 10/27	L 8-26	at Los Angeles Chargers			70,240		Haener	10	15	1.5	9	0					
W9- 11/3	L 22-23	at Carolina			70,292		Hayball	1	11	11.0	11	0					
W10- 11/10	W 20-17	ATLANTA			70,005		Austin	1	9	9.0	9	0					
W11- 11/17	W 35-14	CLEVELAND			70,006		Olave	1	7	7.0	7	0					
W13- 12/1	L 14-21	LOS ANGELES RAMS			70,006		J. Jackson	1	-1	-1.0	-1	0					
W14- 12/8	W 14-11	at New York Giants			76,143		TEAM	376	1673	4.4	75t	15					
W15- 12/15		WASHINGTON			1:00pm ET		OPPONENTS	346	1744	5.0	65t	16					
W16- 12/23		at Green Bay			8:15pm ET		RECEIVING	REC	YDS	AVG	LONG	TD					
W17- 12/29		LAS VEGAS			1:00pm ET		Kamara	64	485	7.6	57t	1					
W18- 1/5		at Tampa Bay			1:00pm ET		Olave	32	400	12.5	39	1					
							Johnson	34	363	10.7	30	3					
TEAM TOTALS		TEAM			OPPONENTS		Shaheed	20	349	17.5	70t	3					
FIRST DOWNS		241			265		Valdes-Scantling (LG)	14	314	22.4	71t	4					
Rushing		97			95		Valdes-Scantling (TM)	12	288	24.0	71t	4					
Passing		125			148		Moreau	19	263	13.8	41	3					
Penalty		19			22		Hill	23	187	8.1	34	0					
3rd Downs		65-171 (38.0%)			57-160 (35.6%)		Wilson	13	159	12.2	25	1					
4th Downs		11-20 (55.0%)			9-22 (40.9%)		Means	9	118	13.1	36	1					
AVG. POSSESSION PER 60 MINS		29:44			30:16		Tipton	14	99	7.1	15	0					
TOTAL NET YARDS		4440			4946		Austin	7	90	12.9	22	0					
Avg. Per Game		341.5			380.5		Mims	4	42	10.5	25	0					
Total Plays		812			838		Williams	7	38	5.4	13	0					
Avg. Per Play		5.5			5.9		Pettis	3	22	7.3	9	0					
NET YARDS RUSHING		1673			1744		Holker	1	10	10.0	10	0					
Avg. Per Game		128.7			134.2		Miller	2	1	0.5	6	0					
Attempts		376			346		TEAM	264	2914	11.0	71t	17					
NET YARDS PASSING		2767			3202		OPPONENTS	283	3390	12.0	89t	12					
Avg. Per Game		212.8			246.3		INTERCEPTIONS	INT	YDS	AVG	LONG	TD					
Sacked/Yards Lost		25/147			29/188		Adebo	3	68	22.7	47	0					
Gross Yards		2914			3390		Mathieu	3	29	9.7	23	0					
Att-Comp		264-411 (64.2%)			283-463 (61.1%)		Saunders	1	37	37.0	37	0					
Had Intercepted		8			13		Abram	1	30	30.0	30	0					
PUNTS/AVERAGE		57/43.8			48/43.4		Harris	1	7	7.0	7	0					
PUNTS/NET AVERAGE		57/39.8			48/37.9		Davis	1	0	0.0	0	0					
PENALTIES/YARDS		81/765			85/705		Jean-Charles	1	0	0.0	0	0					
FUMBLES/LOST		12/6			12/3		Jordan	1	0	0.0	0	0					
TOUCHDOWNS		33			32		Howden	1	-5	-5.0	-5	0					
Rushing		15			16		TEAM	13	166	12.8	47	0					
Passing		17			12		OPPONENTS	8	47	5.9	47t	1					
Returns		1			4		PUNTING	TOT	YDS	AVG	NET	TB	IN20	LONG	BLK		
SCORE BY PERIOD		Q1	Q2	Q3	Q4	OT	TOT	Hayball	57	2496	43.8	39.8	3	31	59	0	
TEAM		66	115	32	77	0	290	TEAM	57	2496	43.8	39.8	3	31	59	0	
OPPONENTS		43	84	69	96	0	292	OPPONENTS	48	2083	43.4	37.9	0	19	67	1	
		TOUCHDOWNS								PUNT RETURNS	RET	FC	YDS	AVG	LONG	TD	
SCORING		TOT	RU	PA	RT	XPK	XP2	FG	SAF	PTS	Shaheed	9	2	143	15.9	54t	1
Grupe		0	0	0	0	28/30	0	20/24	0	88	J. Jackson	7	9	68	9.7	18	0
Kamara		7	6	1	0	0/0	0	0/0	0	42	Pettis	2	9	54	27.0	53	0
Hill		6	6	0	0	0/0	0	0/0	0	36	Wilson	1	0	0	0.0	0	0
Shaheed		4	0	3	1	0/0	0	0/0	0	24	TEAM	19	20	265	13.9	54t	1
Valdes-Scantling (LG)		4	0	4	0	0/0	0	0/0	0	24	OPPONENTS	22	20	169	7.7	15	0
Valdes-Scantling (TM)		4	0	4	0	0/0	0	0/0	0	24	KICKOFF RETURNS	RET	YDS	AVG	LONG	TD	
Johnson		3	0	3	0	0/0	0	0/0	0	18	J. Jackson	8	187	23.4	32	0	0
Moreau		3	0	3	0	0/0	0	0/0	0	18	Shaheed	6	171	28.5	38	0	0
Carr		1	1	0	0	0/0	0	0/0	0	6	Williams	6	153	25.5	32	0	0
Means		1	0	1	0	0/0	0	0/0	0	6	Miller	2	72	36.0	41	0	0
Miller		1	1	0	0	0/0	0	0/0	0	6	Hill	1	42	42.0	42	0	0
Olave		1	0	1	0	0/0	0	0/0	0	6	Pettis	1	26	26.0	26	0	0
Williams		1	1	0	0	0/0	0	0/0	0	6	Tipton	1	21	21.0	21	0	0
Wilson		1	0	1	0	0/0	0	0/0	0	6	Mims	1	19	19.0	19	0	0
Amadi		0	0	0	0	0/0	0	0/0	1	2	TEAM	26	691	26.6	42	0	0
Pettis		0	0	0	0	0/0	1	0/0	0	2	OPPONENTS	47	1190	25.3	43	0	0
Defensive 2-Pt Runback:		TM- 0; OPP- 0								FIELD GOALS	<20	20-29	30-39	40-49	50+	TOT	
Safety On Try After TD:		TM- 0; OPP- 0								Grupe	0/0	4/4	6/7	5/6	5/7	20/24	
TEAM		33	15	17	1	28/30	1-3	20/24	1	290	TEAM	0/0	4/4	6/7	5/6	5/7	20/24
OPPONENTS		32	16	12	4	25/26	3-6	23/31	0	292	OPPONENTS	0/0	5/6	5/7	9/10	4/8	23/31
SACKS							FIELD GOAL ATTEMPTS										
Bresee- 7.5; Granderson- 4.5; Taylor- 4.0; C. Young- 3.5; Saunders- 2.0; Turner- 2.0; Shepherd- 1.5; Amadi- 1.0; Davis- 1.0; Gay- 1.0; Jordan- 1.0; TM- 29.0; OPP- 25.0							Grupe: W1-57G,44G,52G,39G; W2-26G; W3-34G,38G; W4-43G; W6-42G,29G; W7-35G; W8-40G,43G,44N; W9-29G,33G,51G; W10-38G,26G; W13-54G,36N,54G; W14-53N,60B										
FUMBLES/LOST							TEAM: W1-57G,44G,52G,39G; W2-26G; W3-34G,38G; W4-43G; W5-; W6-42G,29G; W7-35G; W8-40G,43G,44N; W9-29G,33G,51G; W10-38G,26G; W11-; W13-54G,36N,54G; W14-53N,60B; W15-; W16-; W17-; W18-										
Rattler- 3/2; Carr- 3/0; Hill- 1/1; Olave- 1/1; Shaheed- 1/1; Wilson- 1/1; Johnson- 1/0; Kamara- 1/0; TM- 12/6; OPP- 12/3							OPPONENTS: W1-43G; W2-52G,38G,48G,40G; W3-60N; W4-53G,44G,42G,58G; W5-26G,34G,28G,51N,38G; W6-26G; W7-46G,32G,52G,38G; W8-46G,29G; W9-48G; W10-53N,35B,27G,46N; W11-51N,27N; W13-; W14-43G,35B; W15-; W16-; W17-; W18-										
PASSING		ATT	COMP	YDS	COMP%	YDS/ATT	TD	TD%	INT	INT%	LONG	SAC/LST	RATING				
Carr		279	189	2145	67.7	7.69	15	5.4	5	1.8	71t	8/48	101.0				
Rattler		99	59	571	59.6	5.77	1	1.0	2	2.0	41	14/73	70.7				
Haener		29	14	177	48.3	6.10	1	3.4	0	0.0	36	3/26	79.2				
Hill		4	2	21	50.0	5.25	0	0.0	1	25.0	18	0/0	26.0				
TEAM		411	264	2914	64.2	7.09	17	4.1	8	1.9	71t	25/147	90.8				
OPPONENTS		463	283	3390	61.1	7.32	12	2.6	13	2.8	89t	29/188	80.5				
Week 14: Through Sunday, December 8, 2024																	
©2000-2024 Elias Sports Bureau, Inc. All Rights Reserved.																	



## NEW ORLEANS SAINTS 2024 DEFENSIVE STATS

Player	Regular Defensive Plays											Special Teams					Miscellaneous			
	TKL	AST	TOT	SACK	YDS	TFL	QH	IN	PD	FF	FR	TKL	AST	FF	FR	BL	TKL	AST	FF	FR
Davis, Demario	42	48	90	1	0	1	1	1	5	0	0	0	0	0	0	0	0	0	0	0
Taylor, Alontae	52	22	74	4	32.5	9	4	0	13	2	0	0	0	0	0	0	0	0	0	0
Werner, Pete	43	20	63	0	0	3	0	0	1	0	0	0	0	0	0	0	0	0	0	0
Adebo, Paulson	43	9	52	0	0	1	1	3	10	0	0	0	0	0	0	0	0	0	0	0
Mathieu, Tyrann	35	11	46	0	0	1	0	3	6	1	1	0	0	0	0	0	0	0	0	0
Granderson, Carl	29	15	44	4.5	28.5	7	13	0	3	1	0	0	0	0	0	0	0	0	0	0
Amadi, Ugo	34	8	42	1	8	4	0	0	5	0	0	1	0	0	0	0	0	0	0	0
Howden, Jordan	20	21	41	0	0	1	0	1	1	0	0	2	0	0	0	0	0	0	0	0
Harris, Will	27	13	40	0	0	1	0	1	4	0	0	0	1	0	0	0	0	0	0	0
Lattimore, Marshon	22	8	30	0	0	0	0	0	2	0	0	0	0	0	0	0	0	0	0	0
Shepherd, Nathan	12	18	30	1.5	10.5	4	6	0	0	0	0	0	0	0	0	0	0	0	0	0
Saunders, Khalen	14	14	28	2	18	2	3	1	1	0	0	0	0	0	0	0	0	0	0	0
McKinstry, Kool-Aid	21	5	26	0	0	1	0	0	5	0	0	1	0	0	0	0	0	0	0	0
Young, Chase	13	9	22	3.5	20.5	7	17	0	2	1	0	0	0	0	0	0	0	0	0	0
Bresee, Bryan	13	6	19	7.5	41	7	13	0	3	1	0	0	0	0	0	1	0	0	0	0
Jordan, Cam	8	11	19	1	5	1	5	1	4	0	0	0	0	0	0	0	0	0	0	0
Gay Jr., Willie	14	4	18	1	8	2	1	0	3	1	2	5	2	0	0	0	0	0	0	0
Abram, Johnathan	10	6	16	0	0	0	0	1	2	0	0	1	2	0	0	0	0	0	0	0
Orji, Anfernee	9	6	15	0	0	2	0	0	0	0	0	6	8	0	0	0	0	0	0	0
Turner, Payton	8	6	14	2	16	3	3	0	4	2	0	2	1	0	0	0	0	0	0	0
Ridgeway III, John	5	7	12	0	0	0	0	0	0	0	0	0	0	0	0	1	0	0	0	0
Jean-Charles, Shemar	4	5	9	0	0	0	0	1	1	0	0	1	0	0	0	0	0	0	0	0
Jackson, D'Marco	3	3	6	0	0	0	0	0	0	0	0	5	3	0	0	0	0	0	0	0
Foskey, Isaiah	2	4	6	0	0	0	0	0	0	0	0	3	5	0	0	0	0	0	0	0
Boyd, Khristian	2	1	3	0	0	0	0	0	0	0	0	0	0	0	0	0	0	0	0	0
Gray, J.T.	2	1	3	0	0	0	0	0	0	1	0	15	8	0	0	1	0	0	0	0
Vickers, Kendal	1	1	2	0	0	0	0	0	0	0	0	0	0	0	0	0	0	0	0	0
Hill, Taysom	1	0	1	0	0	1	0	0	0	1	0	0	0	0	0	0	0	0	0	0
Wilson Jr., Cedrick	0	0	0	0	0	0	0	0	0	0	0	5	4	0	0	0	0	0	0	0
Payton, Rico	0	0	0	0	0	0	0	0	1	0	0	7	3	0	0	0	0	0	0	0
Ford, Jaylan	0	0	0	0	0	0	0	0	0	0	0	0	3	0	0	0	0	0	0	0
Stalbird, Isaiah	0	0	0	0	0	0	0	0	0	0	0	1	2	0	0	0	0	0	0	0
Grupe, Blake	0	0	0	0	0	0	0	0	0	0	0	2	0	0	0	0	0	0	0	0
Holker, Dallin	0	0	0	0	0	0	0	0	0	0	0	0	1	0	0	0	0	0	0	0
Mims, Jordan	0	0	0	0	0	0	0	0	0	0	0	1	1	0	0	0	0	0	0	0
Prentice, Adam	0	0	0	0	0	0	0	0	0	0	0	3	1	0	0	0	0	0	0	0
Williams, Jamaal	0	0	0	0	0	0	0	0	0	0	0	1	0	0	0	0	0	0	0	0
Wood, Zack	0	0	0	0	0	0	0	0	0	0	0	1	1	0	0	0	0	0	0	0
Olave, Chris	0	0	0	0	0	0	0	0	0	0	0	0	0	0	0	0	2	0	0	0
Shaheed, Rashid	0	0	0	0	0	0	0	0	0	0	0	0	0	0	0	0	3	0	0	0
Bradford, Millard	0	0	0	0	0	0	0	0	0	0	0	1	0	0	0	0	0	0	0	0
Hudson, Khaleke	0	0	0	0	0	0	0	0	0	0	0	0	1	0	0	0	0	0	0	0
Sewell, Nephi	0	0	0	0	0	0	0	0	0	0	0	1	1	0	0	0	0	0	0	0
Valdes-Scantling, Marques	0	0	0	0	0	0	0	0	0	0	0	0	0	0	0	0	1	0	0	1
Austin Jr. Kevin	0	0	0	0	0	0	0	0	0	0	0	0	0	0	0	0	1	0	0	0
Carr, Derek	0	0	0	0	0	0	0	0	0	0	0	0	0	0	0	0	0	0	0	2
Rattler, Spencer	0	0	0	0	0	0	0	0	0	0	0	0	0	0	0	0	0	0	0	1
<b>Totals</b>	<b>489</b>	<b>282</b>	<b>771</b>	<b>29</b>	<b>188</b>	<b>58</b>	<b>67</b>	<b>13</b>	<b>76</b>	<b>11</b>	<b>3</b>	<b>65</b>	<b>48</b>	<b>0</b>	<b>0</b>	<b>3</b>	<b>7</b>	<b>0</b>	<b>0</b>	<b>4</b>

**Defense:** TKL: tackle, AST: assist, TOT: total, INT: interception, PD: pass defense, FF: forced fumble, FR: fumble recovery

**Special Teams:** BL: kicks blocked.

## 2024 New Orleans Saints Game Participation

	9/8	9/15	9/23	9/30	10/7	10/13	10/17	10/27	11/3	11/10	11/17	12/1	12/8	12/15	12/23	12/29	1/5	Regular Season
	CAR	@DAL	PHI	@ATL	@KC	TB	DEN	@LAC	@CAR	ATL	CLE	LAR	@NYG	WSH	@GB	LV	@TB	GP-GS-DNP-IA
Abram, Johnathan	PS	PS	PS	PS	PL	PL	PL	XXX	XXX	XXX	XXX	XXX	XXX					3-0-0
Adebo, Paulson	LCB	LCB	LCB	LCB	LCB	LCB	LCB	IR	IR	IR	IR	IR	IR					7-7-0
Amadi, Ugo	PS	PL	PS	PS	PS	PS	PS	PL	PL	NCB	PL	NCB	NCB					7-3-0
Anderson, Ryder	XXX	XXX	XXX	XXX	XXX	XXX	XXX	XXX	XXX	PS	PS	PS	PS					0-0-0
Austin Jr., Kevin	PS	PS	PS	PS	PS	PS	PS	PS	PS	PL	PL	PL	WR					4-1-0
Boyd, Khristian	PL	PL	PL	PL	IA	IA	PL	IA	PL	IA	IA	IA	IA					6-0-7
Bradford, Millard	PS	PS	PS	PS	PS	PS	PS	PS	PL	PL	IA	XXX	XXX					2-0-1
Bressee, Bryan	DT	DT	DT	DT	PL	DT	DT	DT	PL	PL	PL	PL	PL					13-7-0
Carr, Derek	QB	QB	QB	QB	QB	IA	IA	IA	QB	QB	QB	QB	QB					10-10-3
Davis, Demario	MLB	MLB	MLB	IA	MLB	MLB	MLB	MLB	MLB	MLB	MLB	MLB	MLB					12-12-0-1
Deculus, Austin	PS	PS	PS	PS	PS	PS	PS	PS	PS	PS	PS	PS	PS					0-0-0
Ezirim, Josiah	PS	PS	PS	PS	PS	PS	PS	PS	PS	PS	PS	PS	PS					0-0-0
Ford, Jaylan	IA	IA	PL	PL	PL	PL	PL	IA	IA	IA	IA	IA	IA					5-0-7
Foskey, Isaiah	PL	PL	PL	PL	PL	PL	PL	PL	PL	PL	PL	PL	PL					13-0-0
Fuaga, Tallese	LT	LT	LT	LT	LT	LT	LT	LT	LT	LT	LT	LT	LT					13-13-0-0
Gay Jr., Willie	SLB	PL	SLB	SLB	IA	SLB	SLB	PL	SLB	PL	SLB	PL	PL					12-7-0-1
Granderson, Carl	RDE	RDE	RDE	RDE	RDE	RDE	RDE	RDE	RDE	RDE	RDE	RDE	RDE					13-13-0-0
Gray, J.T.	PL	PL	PL	PL	PL	PL	PL	PL	PL	PL	PL	PL	PL					13-0-0
Grupe, Blake	PL	PL	PL	PL	PL	PL	PL	PL	PL	PL	PL	PL	PL					13-0-0-0
Haener, Jake	PL	PL	DNP	DNP	PL	DNP	PL	DNP	DNP	PL	DNP	DNP	PL					7-0-6
Harris, Will	SS	SS	SS	SS	SS	IR	IR	IR	IR	SS	SS	SS	SS					9-9-0
Haynesworth, Sincere	XXX	XXX	XXX	XXX	XXX	XXX	XXX	PS	XXX	XXX	XXX	XXX	XXX					0-0-0
Hayball, Matthew	PL	PL	PL	PL	PL	PL	PL	PL	PL	PL	PL	PL	PL					13-0-0
Hergel, Kyle	PS	PS	PS	PL	PL	PL	PL	PL	XXX	PS	PS	PL	XXX					6-0-0
Herdon, Tre	XXX	XXX	XXX	XXX	XXX	XXX	XXX	XXX	PL	PS	PS	PS	PS					1-0-0
Hill, Taysom	TE	TE	IA	TE	IA	IA	IA	TE	TE	TE	TE	TE	TE					8-8-0-4
Holker, Dallin	IA	IA	DNP	IA	TE	PL	PL	IA	PL	PL	PL	PL	PL					8-1-1-4
Howden, Jordan	PL	PL	PL	PL	PL	SS	SS	SS	SS	PL	PL	PL	PL					13-4-0
Hudson, Khaleke	PL	XXX	XXX	XXX	XXX	XXX	XXX	XXX	XXX	XXX	XXX	XXX	XXX					1-0-0
Jackson, D'Marco	IA	IA	IA	PL	PL	PL	PL	PL	PL	PL	PL	PL	PL					10-0-3
Jackson, Jermaine	XXX	XXX	XXX	XXX	PS	PS	PL	PL	PL	PL	XXX	PS	PS					4-0-0
Jacobson, Michael	PS	PS	PS	PS	PS	PS	PS	PS	PS	PS	PS	PS	PS					0-0-0
Jean-Charles, Shemar	XXX	PS	PS	PS	PS	PS	XXX	PS	RCB	RCB	PL	PL	PL					5-2-0
Jeffcoat, Trajan	XXX	XXX	XXX	XXX	XXX	XXX	XXX	XXX	XXX	PS	PS	PS	PS					0-0-0
Johnson, Juwan	PL	PL	PL	PL	TE	TE	PL	TE	PL	PL	PL	PL	PL					13-3-0
Jordan, Cameron	LDE	LDE	LDE	LDE	LDE	LDE	LDE	LDE	LDE	LDE	LDE	LDE	LDE					13-13-0-0
Kamara, Alvin	RB	RB	RB	RB	RB	RB	RB	RB	RB	RB	RB	RB	RB					13-13-0-0
Kibodi, Jacob	PS	PS	PS	PS	XXX	XXX	XXX	PS	PS	PS	PS	PS	PS					0-0-0
Lalos, Niko	PS	PS	PS	PS	PS	PS	PS	PS	PS	XXX	XXX	XXX	XXX					0-0-0
Lattimore, Marshon	RCB	IA	RCB	RCB	RCB	RCB	RCB	RCB	IA	XXX	XXX	XXX	XXX					7-7-2
Lemieux, Shane	PS	PS	PS	ST	IR	IR	IR	IR	IR	PL	PL	PL	C	DNP				4-2-0
Mathieu, Tyrann	FS	FS	FS	FS	FS	FS	FS	FS	FS	FS	FS	FS	FS					13-13-0-0
McCoy, Erik	C	C	C	IR	IR	IR	IR	IR	IR	IR	IR	IR	C	IA	C			5-5-0-1
McGovern, Connor	XXX	XXX	XXX	XXX	PL	C	C	C	C	C	C	XXX	XXX	XXX				6-5-0
McKinstry, Kool-Aid	PL	RCB	PL	PL	PL	PL	PL	LCB	IA	IA	RCB	RCB	RCB					11-5-0-2
Means, Bub	PL	PL	IA	PL	PL	PL	PL	PL	IR	IR	IR	IR	IR					7-0-1
Miller, Kendre	IR	IR	IR	IR	IR	IA	PL	PL	IR	IR	IR	IR	PL					3-0-1
Mims, Jordan	PL	PL	PL	PL	PL	PL	IA	XXX	PL	PL	PL	IA	IA					10-0-3
Moreau, Foster	TE	TE	TE	TE	TE	TE	TE	TE	TE	TE	TE	TE	TE					13-13-0-0
Olave, Chris	WR	WR	WR	WR	WR	WR	IA	WR	WR	IR	IR	IR	IR					8-8-0-1
Orji, Anfernee	PL	PL	PL	WR	WLB	PL	PL	PL	PL	PL	PL	PL	PL					13-1-0
Patrick, Lucas	LG	LG	LG	LG	LG	IA	PL	LG	LG	IA	IA	IA	LG					9-8-0-4
Payton, Rico	PL	PL	PL	PL	PL	PL	PL	PL	IA	PL	PL	PL	PL					12-0-1
Penning, Trevor	RT	RT	RT	RT	RT	RT	RT	RT	RT	RT	RT	RT	RT					13-13-0-0
Perry, A.T.	IA	IA	IA	IA	XXX	XXX	XXX	XXX	XXX	XXX	XXX	XXX	XXX					0-0-4
Pettis, Dante	XXX	XXX	XXX	XXX	XXX	XXX	PS	PS	PS	PL	PL	PL	PL					4-0-0
Prentice, Adam	PL	PL	FB	PL	PL	FB	PL	PL	FB	FB	FB	FB	FB					13-6-0
Rattler, Spencer	IA	IA	IA	IA	IA	QB	QB	QB	IA	IA	IA	IA	IA					3-3-0-10
Reed, Chris	XXX	XXX	XXX	PS	PS	PL	PS	XXX	XXX	XXX	XXX	XXX	XXX					1-0-0
Ridgeway III, John	IA	PL	PL	IA	PL	PL	PL	IA	PL	IA	PL	PL	PL					10-0-3
Ruiz, Cesar	RG	RG	RG	IA	IA	IA	IA	RG	RG	RG	RG	RG	RG					9-9-0-4
Saldiveri, Nick	PL	PL	PL	PL	LG	LG	LG	IA	PL	LG	LG	LG	LG					11-6-0-1
Saunders, Khalen	IA	IA	IA	PL	DT	PL	IA	PL	DT	DT	DT	DT	DT					9-6-0-4
Sewell, Nephi	IR	IR	IR	IR	IR	IR	IR	IR	IR	IR	PL	PL	PL					3-0-0
Shaheed, Rashid	WR	WR	WR	WR	PL	WR	IR	IR	IR	IR	IR	IR	IR					6-5-0
Shepherd, Nathan	DT	DT	DT	DT	DT	DT	DT	DT	DT	DT	DT	DT	DT					13-13-0-0
Smyth, Charlie	PS	PS	PS	PS	PS	PS	PS	PS	PS	PS	PS	PS	PS					0-0-0
Stalbird, Isaiah	PS	PL	PL	PS	PL	PS	PS	PS	PS	PS	PS	PS	PS					3-0-0
St. Brown, Equanimeous	PS	PS	PS	PS	PS	PS	PL	PL	PS	PS	PS	PS	PS					2-0-0
Taylor, Alontae	PL	NCB	PL	NCB	NCB	NCB	NCB	NCB	LCB	LCB	LCB	LCB	LCB					13-11-0-0
Teamer, Roderic	XXX	XXX	XXX	XXX	XXX	XXX	XXX	PL	PL	PS	PS	PS	SUSP					2-0-0
Tipton, Mason	PL	PL	PL	PL	PL	PL	ST	PL	PL	PL	PL	IA	IA	IA				10-1-3
Turner, Payton	PL	PL	PL	PL	IA	PL	PL	PL	PL	PL	PL	PL	PL					12-0-1
Udoh, Olisaemeka	PL	PL	PL	PL	DNP	DNP	PL	PL	PL	PL	PL	PL	PL					11-0-2
Valdes-Scantling, Marquez	XXX	XXX	XXX	XXX	XXX	XXX	XXX	IA	WR	WR	WR	WR	WR					11-5-0-1
Valladay, Zazavian	XXX	XXX	XXX	XXX	XXX	XXX	XXX	XXX	PS	PS	PS	PS	PS					0-0-0
Vickers, Kendal	PL	PS	PS	PS	PS	PS	PS	PS	PS	PS	PS	PS	PS					1-0-0
Weich, Treyton	PS	PS	PS	PS	PS	PS	PS	PS	PS	PS	PS	PS	PS					0-0-0
Werner, Pete	WLB	WLB	WLB	WLB	IA	IA	IA	WLB	WLB	WLB	WLB	WLB	WLB					10-10-3
Williams, Jamaal	PL	PL	PL	PL	PL	PL	PL	PL	IA	IA	IA	PL	PL					10-0-3
Wilson Jr., Cedrick	PL	PL	PL	PL	PL	PL	PL	IA	PL	IA	PL	PL	PL					11-0-2
Wood, Zach	PL	PL	PL	PL	PL	PL	PL	PL	PL	PL	PL	PL	PL					13-0-0
Young, Chase	PL	PL	PL	PL	PL	PL	PL	PL	PL	PL	PL	PL	PL					13-0-0
Young, Landon	PL	PL	PL	RG	RG	RG	PL	PL	PL	PL	PL	PL	PL					13-4-0-0

### LEGEND

DNP=Did Not Play	RC=Reserve/COVID
IA=Inactive	OP=Opt Out
IR=Injured Reserve	RS=Reserve/Suspended
PL=Played	SUSP=Suspension
PS=Practice Squad	XXX=Not With Team

## 2024 New Orleans Saints Game-By-Game Starters

### OFFENSE

Date	Opp.	WR	LT	LG	C	RG	RT	TE	WR	QB	RB	FB
9/8	CAR	Olave	Fuaga	Patrick	McCoy	Ruiz	Penning	Moreau	Shaheed	Carr	Kamara	Hill (TE)
9/15	@DAL	Olave	Fuaga	Patrick	McCoy	Ruiz	Penning	Moreau	Shaheed	Carr	Kamara	Hill
9/22	PHI	Olave	Fuaga	Patrick	McCoy	Ruiz	Penning	Moreau	Shaheed	Carr	Kamara	Prentice
9/29	@ATL	Olave	Fuaga	Patrick	Lemieux	Young	Penning	Moreau	Shaheed	Carr	Kamara	Hill (TE)
10/7	@KC	Olave	Fuaga	Saldveri	Patrick	Young	Penning	Moreau	Johnson (TE)	Carr	Kamara	Holker (TE)
10/13	TB	Olave	Fuaga	Saldveri	McGovern	Young	Penning	Moreau	Shaheed	Rattler	Kamara	Johnson (TE)
10/17	DEN	Means	Fuaga	Saldveri	McGovern	Young	Penning	Moreau	Tipton	Rattler	Kamara	Prentice
10/27	@LAC	Olave	Fuaga	Patrick	McGovern	Ruiz	Penning	Moreau	Johnson (TE)	Rattler	Kamara	Hill (TE)
11/3	@CAR	Olave	Fuaga	Patrick	McGovern	Ruiz	Penning	Moreau	Valdes-Scantling	Carr	Kamara	Hill (TE)
11/10	ATL	Valdes-Scantling	Fuaga	Saldveri	McGovern	Ruiz	Penning	Moreau	Hill (TE)	Carr	Kamara	Prentice
11/17	CLE	Valdes-Scantling	Fuaga	Saldveri	McCoy	Ruiz	Penning	Moreau	Hill (TE)	Carr	Kamara	Prentice
12/1	LAR	Valdes-Scantling	Fuaga	Saldveri	McCoy	Ruiz	Penning	Moreau	Hill (TE)	Carr	Kamara	Prentice
12/8	@NYG	Valdes-Scantling	Fuaga	Patrick	McCoy	Ruiz	Penning	Moreau	Austin Jr.	Carr	Kamara	Prentice

### DEFENSE

Date	Opp.	LDE	LDT	RDT	RDE	WLB	MLB	SAM	LCB	RCB	SS	FS
9/8	CAR	Jordan	Breese	Shepherd	Granderson	Werner	Davis	Gay Jr.	Adebo	Lattimore	Harris	Mathieu
9/15	@DAL	Jordan	Breese	Shepherd	Granderson	Werner	Davis	Taylor (NICKEL)	Adebo	McKinstry	Harris	Mathieu
9/22	PHI	Jordan	Breese	Shepherd	Granderson	Werner	Davis	Gay Jr.	Adebo	Lattimore	Harris	Mathieu
9/29	@ATL	Jordan	Breese	Shepherd	Granderson	Gay Jr.	Werner	Taylor (NICKEL)	Adebo	Lattimore	Harris	Mathieu
10/7	@KC	Jordan	Saunders	Shepherd	Granderson	Orji	Davis	Taylor (NICKEL)	Adebo	Lattimore	Harris	Mathieu
10/13	TB	Jordan	Breese	Shepherd	Granderson	Gay Jr.	Davis	Taylor (NICKEL)	Adebo	Lattimore	Howden	Mathieu
10/17	DEN	Jordan	Breese	Shepherd	Granderson	Gay Jr.	Davis	Taylor (NICKEL)	Adebo	Lattimore	Howden	Mathieu
10/27	@LAC	Jordan	Breese	Shepherd	Granderson	Werner	Davis	Taylor (NICKEL)	McKinstry	Lattimore	Howden	Mathieu
11/3	@CAR	Jordan	Saunders	Shepherd	Granderson	Werner	Davis	Gay Jr.	Taylor	Jean-Charles	Howden	Mathieu
11/10	ATL	Jordan	Saunders	Shepherd	Granderson	Werner	Davis	Amadi (NICKEL)	Taylor	Jean-Charles	Harris	Mathieu
11/17	CLE	Jordan	Saunders	Shepherd	Granderson	Werner	Davis	Gay Jr.	Taylor	McKinstry	Harris	Mathieu
12/1	LAR	Jordan	Saunders	Shepherd	Granderson	Werner	Davis	Amadi (NICKEL)	Taylor	McKinstry	Harris	Mathieu
12/8	@NYG	Jordan	Saunders	Shepherd	Granderson	Werner	Davis	Amadi (NICKEL)	Taylor	McKinstry	Harris	Mathieu

### INACTIVES

Date	Opp.	Inactive	Inactive	Inactive	Inactive	Inactive	Inactive	Inactive
9/8	CAR	Perry	Rattler	Saunders	Jackson	Ford	Holker	Ridgeway III
9/15	@DAL	Perry	Rattler	Lattimore	Saunders	Jackson	Ford	Holker
9/22	PHI	Hill	Means	Perry	Rattler	Saunders	Jackson	--
9/29	@ATL	Perry	Rattler	Ruiz	Davis	Holker	Ridgeway III	--
10/7	@KC	Gay Jr.	Hill	Rattler	Werner	Ruiz	Boyd	Turner
10/13	TB	Carr	Hill	Werner	Miller	Ruiz	Patrick	Boyd
10/17	DEN	Carr	Hill	Olave	Werner	Mims	Saunders	Ruiz
10/27	@LAC	Carr	Valdes-Scantling	Wilson Jr.	Ford	Saldveri	Holker	Boyd
11/3	@CAR	McKinstry	Rattler	Williams	Lattimore	Payton	Ford	Ridgeway III
11/10	ATL	Wilson Jr.	McKinstry	Rattler	Williams	Ford	Patrick	Boyd
11/17	CLE	Rattler	Williams	Bradford	Ford	Patrick	Tipton	Boyd
12/1	LAR	Rattler	Ford	Patrick	McCoy	Tipton	Boyd	--
12/8	@NYG	Rattler	Mims	Ford	Tipton	Boyd	--	--

2024 New Orleans Saints Game-By-Game

SAINTS

Date	Opp.	Pts	First Downs			Offense			Net Rushing			Net Passing						Fumbles		Penalties		Punts		Returns				TD's			PAT	FG	2P	TOP							
			T	R	Pa	Pe	Att	Yards	Avg.	Att	Yards	Avg.	C	A	Yds	YPA	TD	Int	Sk	Yds	#	Lost	#	Yds	#	Yds	Avg.	P	Yds	KO	Yds	Int	Yds	Ru	Pa	Ret	M/A	M/A	M/A		
9/8	CAR	47	22	13	7	2	62	379	6.1	37	180	4.9	19	24	199	8.3	3	0	1	1	0	0	10	95	2	73	36.5	3	60	2	65	2	2	2	3	0	5/5	4/4	0/0	36:39	
9/15	@DAL	44	24	15	8	1	56	432	7.7	39	190	4.9	11	16	242	15.1	2	1	1	0	0	0	5	40	1	49	49.0	0	0	5	0	2	47	4	2	0	5/6	1/1	0/0	30:31	
9/22	PHI	12	12	5	7	0	55	219	4.0	29	89	3.1	14	25	130	5.2	1	1	1	12	0	0	3	25	4	162	40.5	1	0	0	0	1	23	0	1	0	1/1	2/2	0/1	27:45	
9/29	@ATL	24	25	12	11	2	70	366	5.2	33	131	4.0	28	36	235	6.5	0	1	1	4	1	1	6	60	3	120	40.0	2	17	5	133	1	1	3	0	0	3/3	2/1	0/0	35:42	
10/7	@KC	13	14	1	11	2	51	220	4.3	15	46	3.1	18	28	174	6.2	2	1	1	8	0	0	5	70	4	199	49.8	1	10	3	85	1	37	0	2	0	1/2	0/0	0/0	20:04	
10/13	TB	27	19	3	13	3	66	303	4.6	21	81	3.9	22	40	222	5.6	1	2	5	21	3	1	7	70	6	266	44.3	2	56	1	25	3	50	1	1	1	2/2	2/2	0/0	25:58	
10/17	DEN	10	15	6	7	2	66	271	4.1	21	97	4.6	26	39	174	4.5	1	0	6	36	2	2	5	35	6	267	44.5	1	13	5	121	0	0	1	0	1/1	1/1	0/0	26:44		
10/27	@LAC	8	15	4	9	2	68	366	5.4	21	117	5.6	22	42	249	5.9	0	0	5	32	0	0	7	66	9	437	48.6	4	30	2	63	0	0	0	0	0	0/0	2/3	0/0	28:52	
11/3	@CAR	22	25	11	12	2	74	427	5.8	41	197	4.8	18	32	236	7.4	1	0	1	6	0	0	10	109	4	169	42.3	1	7	3	59	1	0	1	1	0	2/2	3/3	0/1	34:19	
11/10	ATL	20	14	5	8	1	52	365	7.0	27	96	3.6	16	25	269	10.8	2	0	0	0	1	0	8	76	5	224	44.8	1	18	2	51	1	6	0	2	0	2/2	2/2	0/0	24:53	
11/17	CLE	35	19	8	11	0	58	473	6.2	28	214	7.6	22	29	259	8.9	2	1	1	7	2	1	5	41	3	110	36.7	2	54	1	42	0	0	3	2	0	5/5	0/0	0/0	30:38	
12/1	LAR	14	19	7	11	1	68	327	4.8	31	143	4.6	24	37	184	5.1	1	0	0	0	0	0	4	38	3	128	42.7	0	0	0	0	0	0	0	0	1	0	0/0	2/3	1/1	32:37
12/8	@NYG	14	18	7	10	1	66	292	4.4	33	92	2.8	20	31	200	6.5	1	1	2	19	2	0	6	40	7	292	41.7	0	0	2	47	1	0	1	1	0	2/2	0/2	0/0	31:49	
Totals		290	241	97	125	19	812	4440	5.5	376	1673	4.4	262	404	2773	6.9	17	8	25	147	11	5	81	765	57	2496	43.8	18	265	31	691	13	166	15	17	1	29/31	20/24	1/3	446:31	

OPPONENTS

Date	Opp.	Pts	First Downs			Offense			Net Rushing			Net Passing						Fumbles		Penalties		Punts		Returns				TD's			PAT	FG	2P	TOT						
			T	R	Pa	Pe	Att	Yards	Avg.	Att	Yards	Avg.	C	A	Yds	YPA	TD	Int	Sk	Yds	#	Lost	#	Yds	#	Yds	Avg.	P	Yds	KO	Yds	Int	Yds	Ru	Pa	Ret	M/A	M/A	M/A	
9/8	CAR	10	11	2	7	2	55	193	3.5	20	58	2.9	13	31	135	4.4	0	2	4	26	1	1	6	80	5	191	38.2	1	0	9	232	0	0	1	0	0	1/1	1/1	0/0	23:21
9/15	@DAL	19	20	5	13	2	86	353	5.3	21	88	3.2	28	42	285	6.8	1	2	3	14	1	0	4	26	1	53	53.0	1	0	5	121	1	0	0	1	0	1/1	4/4	0/0	29:29
9/22	PHI	15	20	8	11	1	67	460	6.9	25	172	6.9	29	38	288	7.6	0	1	4	23	1	1	7	45	2	43	21.5	1	6	3	77	1	0	2	0	0	2/2	0/1	1/1	32:15
9/29	@ATL	26	14	4	9	1	51	315	6.2	15	88	5.9	21	35	227	6.5	0	1	1	11	1	0	9	76	3	132	44.0	0	0	2	39	1	47	0	0	1	2/2	4/4	0/0	24:18
10/7	@KC	26	28	11	15	2	80	460	5.8	39	139	3.6	28	39	321	8.2	0	1	2	10	1	0	6	55	1	56	56.0	4	32	3	69	1	0	2	0	0	2/2	4/5	0/0	39:56
10/13	TB	51	31	13	15	3	72	594	8.3	35	277	7.9	24	36	325	9.0	4	3	1	8	1	0	12	86	3	132	44.0	3	12	6	153	2	0	2	4	0	6/6	1/1	0/1	34:02
10/17	DEN	33	22	13	8	1	61	389	6.4	35	225	6.4	16	26	164	6.3	0	0	0	0	1	1	7	47	3	129	43.0	2	13	2	60	0	0	2	0	1	3/3	4/4	0/0	33:16
10/27	@LAC	26	19	6	12	1	64	378	5.9	29	122	4.2	20	32	256	8.0	2	0	3	23	2	0	4	34	6	344	57.3	3	28	2	57	0	0	1	2	0	2/3	2/2	0/0	31:08
11/3	@CAR	23	15	5	8	2	50	246	4.9	23	80	3.5	16	26	171	6.6	1	1	1	5	0	0	6	55	5	216	43.2	2	24	3	53	0	0	2	1	0	2/2	1/1	0/1	29:41
11/10	ATL	17	25	9	12	4	73	468	6.4	32	161	5.7	23	38	306	8.1	0	1	3	19	2	0	6	45	3	144	48.0	0	8	5	143	0	0	2	2	0	2/2	1/4	0/0	35:07
11/17	CLE	14	22	3	17	2	70	443	6.3	20	66	3.3	30	47	377	8.0	2	0	3	18	0	0	3	14	5	228	45.6	0	0	2	37	1	0	0	2	0	0/0	0/2	1/2	29:22
12/1	LAR	21	22	12	9	1	55	322	5.9	29	156	5.4	14	24	183	7.6	2	0	2	17	0	0	3	30	3	116	38.7	0	0	3	100	0	0	1	2	0	3/3	0/0	0/0	27:23
12/8	@NYG	11	16	4	12	0	74	325	4.4	23	112	4.4	21	49	213	4.3	0	1	2	14	0	0	12	112	8	299	37.4	5	46	2	49	1	0	1	0	0	0/0	1/1	1/1	25:45
Totals		292	265	95	148	22	838	4946	5.9	346	1744	5.0	283	463	3251	7.0	12	13	29	188	11	3	85	705	48	2083	43.4	23	169	47	1190	8	47	16	14	2	26/27	23/30	3/5	398:38

## 2024 SUPERLATIVES

### NEW ORLEANS SAINTS

Category	High		Low	
POINTS	47	vs. CAR, 9/8/24	8	at LAC, 10/27/24
TOTAL FIRST DOWNS	25	2x, last at CAR, 11/3/24	12	vs. PHI, 9/22/24
RUSHING FIRST DOWNS	15	at DAL, 9/15/24	1	at KC, 10/7/24
PASSING FIRST DOWNS	13	vs. TB, 10/13/24	7	3x, last vs. DEN, 10/17/24
PENALTY FIRST DOWNS	3	vs. TB, 10/13/24	0	2x, last vs. CLE, 11/17/24
3RD DOWN CONVERSIONS	7	2x, last at ATL, 9/29/24	2	at LAC, 10/27/24
4TH DOWN CONVERSIONS	3	vs. DEN, 10/17/24	0	6x, last at NYG, 12/8/24
TOTAL NET YARDS	473	vs. CLE, 11/17/24	219	vs. PHI, 9/22/24
TOTAL PLAYS	74	at CAR, 11/3/24	51	at KC, 10/7/24
NET RUSHING YARDS	214	vs. CLE, 11/17/24	46	at KC, 10/7/24
RUSHING ATTEMPTS	41	at CAR, 11/3/24	15	at KC, 10/7/24
NET PASSING YARDS	269	vs. ATL, 11/10/24	130	vs. PHI, 9/22/24
PASS ATTEMPTS	42	at LAC, 10/27/24	16	at DAL, 9/15/24
PASS COMPLETIONS	28	2x, last vs. DEN, 10/17/24	11	at DAL, 9/15/24
INTERCEPTIONS	2	vs. TB, 10/13/24	0	6x, last vs. LAR, 12/1/24
TIMES SACKED	6	vs. DEN, 10/17/24	0	2x, last vs. LAR, 12/1/24
PUNTS	9	at LAC, 10/27/24	1	at DAL, 9/15/24
PENALTIES	10	2x, last at CAR, 11/3/24	3	vs. PHI, 9/22/24
PENALTY YARDS	109	at CAR, 11/3/24	25	vs. PHI, 9/22/24
FUMBLES	3	vs. TB, 10/13/24	0	7x, last vs. LAR, 12/1/24
FUMBLES LOST	2	vs. DEN, 10/17/24	0	9x, last at NYG, 12/8/24
TOUCHDOWNS	6	at DAL, 9/15/24	1	3x, last vs. LAR, 12/1/24
RUSHING TDs	4	at DAL, 9/15/24	0	6x, last vs. LAR, 12/1/24
PASSING TDs	3	vs. CAR, 9/8/24	0	2x, last at LAC, 10/27/24
RETURN TDs	1	vs. TB, 10/13/24	0	10x, last vs. LAR, 12/1/24
TIME OF POSSESSION	36:39	vs. CAR, 9/8/24	20:04	at KC, 10/7/24

### OPPONENTS

Category	High		Low	
POINTS	51	vs. TB, 10/13/24	10	vs. CAR, 9/8/24
TOTAL FIRST DOWNS	31	vs. TB, 10/13/24	11	vs. CAR, 9/8/24
RUSHING FIRST DOWNS	13	2x, last vs. DEN, 10/17/24	2	vs. CAR, 9/8/24
PASSING FIRST DOWNS	17	vs. CLE, 11/17/24	7	vs. CAR, 9/8/24
PENALTY FIRST DOWNS	4	vs. ATL, 11/10/24	0	at NYG, 12/8/24
3RD DOWN CONVERSIONS	6	4x, last vs. TB, 10/13/24	1	vs. CAR, 9/8/24
4TH DOWN CONVERSIONS	2	at NYG, 12/8/24	0	5x, last at CAR, 11/3/24
TOTAL NET YARDS	594	vs. TB, 10/13/24	193	vs. CAR, 9/8/24
TOTAL PLAYS	80	at KC, 10/7/24	50	at CAR, 11/3/24
NET RUSHING YARDS	277	vs. TB, 10/13/24	58	vs. CAR, 9/8/24
RUSHING ATTEMPTS	39	at KC, 10/7/24	15	at ATL, 9/29/24
NET PASSING YARDS	377	vs. CLE, 11/17/24	135	vs. CAR, 9/8/24
PASS ATTEMPTS	49	at NYG, 12/8/24	24	vs. LAR, 12/1/24
PASS COMPLETIONS	30	vs. CLE, 11/17/24	13	vs. CAR, 9/8/24
INTERCEPTIONS	3	vs. TB, 10/13/24	0	4x, last vs. LAR, 12/1/24
TIMES SACKED	6	vs. DEN, 10/17/24	1	3x, last at CAR, 11/3/24
PUNTS	9	at NYG, 12/8/24	1	2x, last at KC, 10/7/24
PENALTIES	12	2x, last at NYG, 12/8/24	3	vs. LAR, 12/1/24
PENALTY YARDS	112	at NYG, 12/8/24	26	at DAL, 9/15/24
FUMBLES	2	2x, last vs. ATL, 11/10/24	0	4x, last at NYG, 12/8/24
FUMBLES LOST	1	3x, last vs. DEN, 10/17/24	0	10x, last at NYG, 12/8/24
TOUCHDOWNS	7	vs. TB, 10/13/24	1	3x, last at NYG, 12/8/24
RUSHING TDs	2	6x, last vs. ATL, 11/10/24	0	3x, last vs. CLE, 11/17/24
PASSING TDs	4	vs. TB, 10/13/24	0	7x, last at NYG, 12/8/24
RETURN TDs	1	2x, last vs. DEN, 10/17/24	0	11x, last at NYG, 12/8/24
TIME OF POSSESSION	39:56	at KC, 10/7/24	23:21	vs. CAR, 9/8/24



**2024 NEW ORLEANS SAINTS SUPPLEMENTAL STATISTICS**

**DRIVE ENGINEERING**

**SAINTS**

Date	Opp.	Drives	TD	FG	Miss FG	Punt	Bk Punt	Fumble	INT	Downs	Safety	Half	Game	Off.Pts.	Score Pct.
9/8	CAR	11	5	4	0	2	0	0	0	0	0	0	0	47	81.8%
9/15	@DAL	10	6	1	0	1	0	0	1	0	0	0	1	44	70.0%
9/22	PHI	10	1	2	0	4	0	0	1	1	0	1	0	12	30.0%
9/29	@ATL	10	3	1	0	3	0	0	1	1	0	0	1	24	40.0%
10/7	@KC	10	2	0	0	4	0	0	1	2	0	1	0	13	20.0%
10/13	TB	14	2	2	0	6	0	1	2	0	0	0	1	20	28.6%
10/17	DEN	12	1	1	0	6	0	2	0	1	0	1	0	10	16.7%
10/27	@LAC	13	0	2	1	9	0	0	0	0	0	0	1	6	15.4%
11/3	@CAR	11	2	3	0	4	0	0	0	1	0	1	0	22	45.5%
11/10	ATL	11	2	2	0	5	0	0	0	1	0	1	0	20	36.4%
11/17	CLE	11	5	0	0	3	0	1	1	0	0	0	1	35	45.5%
12/1	LAR	8	1	2	1	3	0	0	0	1	0	0	0	14	37.5%
12/8	@NYG	14	2	0	2	7	0	0	1	1	0	0	1	14	14.3%
<b>Totals</b>		<b>145</b>	<b>32</b>	<b>20</b>	<b>4</b>	<b>57</b>	<b>0</b>	<b>4</b>	<b>8</b>	<b>9</b>	<b>0</b>	<b>5</b>	<b>6</b>	<b>281</b>	<b>35.9%</b>

**OPPONENTS**

Date	Opp.	Drives	TD	FG	Miss FG	Punt	Bk Punt	Fumble	INT	Downs	Safety	Half	Game	Off.Pts.	Score Pct.
9/8	CAR	13	1	1	0	5	0	1	2	2	0	0	1	10	15.4%
9/15	@DAL	10	1	4	0	1	0	0	2	2	0	0	0	19	50.0%
9/22	PHI	10	2	0	1	1	1	1	1	2	0	0	1	15	20.0%
9/29	@ATL	9	0	4	0	3	0	0	1	0	0	1	0	12	44.4%
10/7	@KC	10	2	4	1	1	0	0	1	0	0	0	1	26	60.0%
10/13	TB	14	6	1	0	3	0	0	3	0	0	1	0	44	50.0%
10/17	DEN	11	2	4	0	3	0	1	0	0	0	0	1	26	54.5%
10/27	@LAC	13	3	2	0	6	0	0	0	0	1	1	0	26	38.5%
11/3	@CAR	11	3	1	0	5	0	0	1	0	0	0	1	23	36.4%
11/10	ATL	11	2	1	3	3	0	0	1	1	0	0	0	17	27.3%
11/17	CLE	11	2	0	2	5	0	0	0	2	0	0	0	14	18.2%
12/1	LAR	9	3	0	0	3	0	0	0	1	0	1	1	21	33.3%
12/8	@NYG	13	1	1	1	8	0	0	1	1	0	0	0	11	15.4%
<b>Totals</b>		<b>145</b>	<b>28</b>	<b>23</b>	<b>8</b>	<b>47</b>	<b>1</b>	<b>3</b>	<b>13</b>	<b>11</b>	<b>1</b>	<b>4</b>	<b>6</b>	<b>264</b>	<b>35.2%</b>

**INSIDE THE RED ZONE**

**SAINTS**

Date	Opp.	No.	TD	FG	MFG	INT	Fumble	Downs	Punt	Half	End Reg	Game	TD%	Score Pct.	Points
9/8	CAR	4	4	0	0	0	0	0	0	0	0	0	100%	100%	28
9/15	@DAL	5	4	1	0	0	0	0	0	0	0	0	80%	100%	30
9/22	PHI	3	1	1	0	0	0	1	0	0	0	0	33%	66.7%	9
9/29	@ATL	4	3	0	0	0	0	1	0	0	0	0	75%	75.0%	21
10/7	@KC	1	1	0	0	0	0	0	0	0	0	0	100%	100%	7
10/13	TB	4	2	1	0	0	0	0	0	0	1	0	50%	50.0%	17
10/17	DEN	2	1	1	0	0	0	0	0	0	0	0	50%	100%	10
10/27	@LAC	1	0	0	0	0	0	0	0	0	0	1	0%	0%	0
11/3	@CAR	4	2	2	0	0	0	0	0	0	0	0	50%	100%	19
11/10	ATL	3	1	1	0	0	0	1	0	0	0	0	33%	67%	10
11/17	CLE	3	2	0	0	0	1	0	0	0	0	0	67%	67%	14
12/1	LAR	2	0	0	1	0	0	1	0	0	0	0	0%	0%	0
12/8	@NYG	2	2	0	0	0	0	0	0	0	0	0	100%	100%	14
<b>Totals</b>		<b>38</b>	<b>23</b>	<b>7</b>	<b>1</b>	<b>0</b>	<b>1</b>	<b>4</b>	<b>0</b>	<b>0</b>	<b>1</b>	<b>1</b>	<b>60.5%</b>	<b>78.9%</b>	<b>179</b>

**OPPONENTS**

Date	Opp.	No.	TD	FG	MFG	INT	Fumble	Downs	Punt	Half	End Reg	Game	TD%	Score Pct.	Points
9/8	CAR	2	1	0	0	0	0	1	0	0	0	0	50.0%	50.0%	7
9/15	@DAL	3	0	2	0	0	0	1	0	0	0	0	0.0%	66.7%	6
9/22	PHI	3	1	0	0	1	0	1	0	0	0	0	33.3%	33.3%	8
9/29	@ATL	1	0	1	0	0	0	0	0	0	0	0	0.0%	100%	3
10/7	@KC	7	2	4	0	1	0	0	0	0	0	0	29%	86.0%	26
10/13	TB	5	4	1	0	0	0	0	0	0	0	0	80%	100%	30
10/17	DEN	3	2	1	0	0	0	0	0	0	0	0	67%	100%	17
10/27	@LAC	3	2	1	0	0	0	0	0	0	0	0	66.7%	100%	16
11/3	@CAR	3	3	0	0	0	0	0	0	0	0	0	100%	100%	20
11/10	ATL	3	1	1	1	0	0	0	0	0	0	0	33.0%	67%	10
11/17	CLE	1	0	0	1	0	0	0	0	0	0	0	0%	0%	0
12/1	LAR	3	3	0	0	0	0	0	0	0	0	0	100%	100%	21
12/8	@NYG	3	1	1	1	0	0	0	0	0	0	0	33%	67%	11
<b>Totals</b>		<b>40</b>	<b>20</b>	<b>12</b>	<b>3</b>	<b>2</b>	<b>0</b>	<b>3</b>	<b>0</b>	<b>0</b>	<b>0</b>	<b>0</b>	<b>50.0%</b>	<b>80.0%</b>	<b>175</b>





GOAL-TO-GO SITUATIONS															
SAINTS															
Date	Opp.	No.	TD	FG	MFG	INT	Fumble	Downs	Punt	Half	End Reg	Game	TD%	Score Pct.	Points
9/8	CAR	2	2	0	0	0	0	0	0	0	0	0	100.0%	100.0%	14
9/15	@DAL	3	3	0	0	0	0	0	0	0	0	0	100.0%	100.0%	20
9/22	PHI	0	0	0	0	0	0	0	0	0	0	0	0.0%	0.0%	0
9/29	@ATL	4	3	0	0	0	0	1	0	0	0	0	75.0%	75.0%	21
10/7	@KC	1	1	0	0	0	0	0	0	0	0	0	100.0%	100.0%	7
10/13	TB	2	2	0	0	0	0	0	0	0	0	0	100.0%	100.0%	14
10/17	DEN	0	0	0	0	0	0	0	0	0	0	0	0.0%	0.0%	0
10/27	@LAC	1	0	0	0	0	0	0	0	0	0	1	0.0%	0.0%	0
11/3	@CAR	1	1	0	0	0	0	0	0	0	0	0	100.0%	100.0%	7
11/10	ATL	1	1	0	0	0	0	0	0	0	0	0	100.0%	100.0%	7
11/17	CLE	1	1	0	0	0	0	0	0	0	0	0	100.0%	100.0%	7
12/1	LAR	0	0	0	0	0	0	0	0	0	0	0	0.0%	0.0%	0
12/8	@NYG	1	1	0	0	0	0	0	0	0	0	0	100.0%	100.0%	7
<b>Totals</b>		<b>17</b>	<b>15</b>	<b>0</b>	<b>0</b>	<b>0</b>	<b>0</b>	<b>1</b>	<b>0</b>	<b>0</b>	<b>0</b>	<b>1</b>	<b>88.2%</b>	<b>88.2%</b>	<b>104</b>

OPPONENTS															
Date	Opp.	No.	TD	FG	MFG	INT	Fumble	Downs	Punt	Half	End Reg	Game	TD%	Score Pct.	Points
9/8	CAR	1	1	0	0	0	0	0	0	0	0	0	100.0%	100.0%	7
9/15	@DAL	0	0	0	0	0	0	0	0	0	0	0	0.0%	0.0%	0
9/22	PHI	1	1	0	0	0	0	0	0	0	0	0	100.0%	100.0%	8
9/29	@ATL	0	0	0	0	0	0	0	0	0	0	0	0.0%	0.0%	0
10/7	@KC	3	2	0	0	1	0	0	0	0	0	0	66.7%	66.7%	14
10/13	TB	3	3	0	0	0	0	0	0	0	0	0	100.0%	100.0%	21
10/17	DEN	2	2	0	0	0	0	0	0	0	0	0	100.0%	100.0%	14
10/27	@LAC	1	1	0	0	0	0	0	0	0	0	0	100.0%	100.0%	6
11/3	@CAR	2	2	0	0	0	0	0	0	0	0	0	100.0%	100%	13
11/10	ATL	2	1	1	0	0	0	0	0	0	0	0	50.0%	100.0%	10
11/17	CLE	1	0	0	1	0	0	0	0	0	0	0	0.0%	0.0%	0
12/1	LAR	3	3	0	0	0	0	0	0	0	0	0	100.0%	100.0%	21
12/8	@NYG	1	1	0	0	0	0	0	0	0	0	0	100.0%	100.0%	8
<b>Totals</b>		<b>20</b>	<b>17</b>	<b>1</b>	<b>1</b>	<b>1</b>	<b>0</b>	<b>0</b>	<b>0</b>	<b>0</b>	<b>0</b>	<b>0</b>	<b>85.0%</b>	<b>90.0%</b>	<b>122</b>

Date	Opp.	TAKEAWAYS			GIVEAWAYS			+/-	Rec
		INT	Fum	Total	INT	Fum	Total		
9/8	CAR	2	1	3	0	1	1	2	(1-0)
9/15	@DAL	2	0	2	1	0	0	1	(2-0)
9/22	PHI	1	1	2	1	0	1	1	(2-1)
9/29	@ATL	1	0	1	1	1	2	-1	(2-2)
10/7	@KC	1	0	1	1	0	1	0	(2-3)
10/13	TB	3	0	3	2	1	3	0	(2-4)
10/17	DEN	0	1	1	0	2	2	-1	(2-5)
10/27	@LAC	0	0	0	0	0	0	0	(2-6)
11/3	@CAR	1	0	1	0	0	0	1	(2-7)
11/10	ATL	1	0	1	0	0	0	1	(3-7)
11/17	CLE	0	0	0	1	1	2	-2	(4-7)
12/1	LAR	0	0	0	0	0	0	0	(4-8)
12/8	@NYG	1	0	1	1	0	1	0	(5-8)
12/15	WAS								
12/23	@GB								
12/29	LV								
1/5	@TB								
<b>Totals</b>		<b>13</b>	<b>3</b>	<b>16</b>	<b>8</b>	<b>6</b>	<b>14</b>	<b>2</b>	<b>(4-8)</b>

3rd DOWN CONVERSIONS			
SAINTS			
3rd &	Made	Att.	Percent
1	17	22	77.3%
2	9	13	69.2%
3	6	16	37.5%
4	8	15	53.3%
5	8	18	44.4%
6	6	9	66.7%
7	4	17	23.5%
8	1	7	14.3%
9	2	7	28.6%
10+	4	47	8.5%
<b>Totals</b>	<b>65</b>	<b>171</b>	<b>38.0%</b>

OPPONENTS			
3rd &	Made	Att.	Percent
1	9	12	75.0%
2	3	10	30.0%
3	3	6	50.0%
4	6	14	42.9%
5	7	13	53.8%
6	4	21	19.0%
7	9	18	50.0%
8	4	13	30.8%
9	3	10	30.0%
10+	9	43	20.9%
<b>Totals</b>	<b>57</b>	<b>160</b>	<b>35.6%</b>

BLOCKS				
	FGs	PATs	Punts	Total
SAINTS	1	0	1	2
OPP.	0	1	0	1

4th DOWN CONVERSIONS			
Made	Att.	Pct.	
SAINTS	10	20	50.0%
OPP.	10	22	45.5%

SCORING BY QUARTERS															
SAINTS						OPPONENTS									
Date	Opp.	1st	2nd	3rd	4th	OT	Total	Date	Opp.	1st	2nd	3rd	4th	OT	Total
9/8	CAR	17	13	7	10	--	47	9/8	CAR	0	3	7	0	--	10
9/15	@DAL	14	21	6	3	--	44	9/15	@DAL	3	13	3	0	--	19
9/22	PHI	3	0	0	9	--	12	9/22	PHI	0	0	0	15	--	15
9/29	@ATL	7	7	3	7	--	24	9/29	@ATL	7	10	3	6	--	26
10/7	@KC	0	7	0	6	--	13	10/7	@KC	7	9	0	10	--	26
10/13	TB	0	27	0	0	--	27	10/13	TB	17	7	7	20	--	51
10/17	DEN	0	3	0	7	--	10	10/17	DEN	3	13	10	7	--	33
10/27	@LAC	2	3	3	0	--	8	10/27	@LAC	0	9	7	10	--	26
11/3	@CAR	6	7	3	6	--	22	11/3	@CAR	0	10	7	6	--	23
11/10	ATL	0	17	3	0	--	20	11/10	ATL	0	7	10	0	--	17
11/17	CLE	7	7	0	21	--	35	11/17	CLE	6	0	8	0	--	14
12/1	LAR	3	3	0	8	--	14	12/1	LAR	0	0	7	14	--	21
12/8	@NYG	7	0	7	0	--	14	12/8	@NYG	0	3	0	8	--	11
<b>Totals</b>		<b>66</b>	<b>115</b>	<b>32</b>	<b>77</b>	<b>0</b>	<b>290</b>	<b>Totals</b>		<b>43</b>	<b>84</b>	<b>69</b>	<b>96</b>	<b>0</b>	<b>292</b>

## 2024 NEW ORLEANS SAINTS TURNOVER TABLE

### OPPONENT GIVEAWAYS

Opp	Qtr	Turnover	Spot*	Result
vs CAR	1	B. Young intercepted by W. Harris	CAR 47	Field Goal
vs CAR	2	J. Mingo fumble (T. Mathieu), recovered by T. Mathieu	CAR 43	Field Goal
vs CAR	3	B. Young intercepted by J. Howden	NO 48	Touchdown
at DAL	2	D. Prescott intercepted by P. Adebo	NO 33	Touchdown
at DAL	4	D. Prescott intercepted by T. Mathieu	NO 30	Punt
vs PHI	2	J. Hurts intercepted by T. Mathieu	NO -4	Punt
vs PHI	2	J. Hurts fumble (C. Granderson), recovered by W. Gay Jr.	NO 43	Punt
at ATL	1	K. Cousins intercepted by P. Adebo	NO 46	Touchdown
at KC	3	P. Mahomes intercepted by K. Saunders	NO -2	Touchdown
vs TB	2	B. Mayfield intercepted by P. Adebo	TB 33	Field Goal
vs TB	2	B. Mayfield intercepted by J. Abram	TB 40	Touchdown
vs TB	2	B. Mayfield intercepted by C. Jordan	NO 40	Punt
vs DEN	4	A Estime fumble (W. Gay Jr.), recovered by W. Gay Jr.	DEN 47	Fumble
at CAR	4	B. Young intercepted by S. Jean-Charles	NO 26	Punt
vs ATL	4	K. Cousins intercepted by T. Mathieu	NO 32	Punt
at NYG	4	D. Lock intercepted by D. Davis	NO 47	Punt
<b>Saints Takeaway Totals: 16 Takeaways (13 interceptions, 3 fumbles), 44 points (5 TDs, 3 FGs)</b>				

### SAINTS GIVEAWAYS

Opp	Qtr	Turnover	Spot*	Result
vs. CAR	4	Wilson fumble recovered by F. Franks	NO 45	End of Game
at DAL	4	D. Carr intercepted by Do. Wilson	NO 47	Interception
vs PHI	4	D. Carr intercepted by R. Blankenship	PHI 41	End of Game
at ATL	1	K. Hodge fumble recovery in the end zone	NO 0	Touchdown
at ATL	2	T. Andersen 47 yd. interception return	NO 47	Touchdown
at KC	1	D. Carr intercepted by B. Cook	KC 22	Touchdown
vs TB	1	A Winfield 58 yd. fumble return	TB 42	Touchdown
vs TB	4	S. Rattler intercepted by Z. McCollum	TB 42	Touchdown
vs TB	4	S. Rattler intercepted by T. Smith	TB 36	Touchdown
vs DEN	1	S. Rattler fumble (C. Barton), recovered by K. Alexander	DEN 45	Field Goal
vs DEN	4	C. Barton 52 yd. fumble return	DEN 48	Touchdown
vs CLE	1	T. Hill intercepted by D. Ward	CLE 18	Punt
vs CLE	2	T. Hill fumble (D. Ward), recovered by D. Ward	CLE 7	Miss FG
at NYG	2	D. Carr intercepted by T. Hawkins	NYG 17	Punt
<b>Opponent Takeaway Totals: 14 Takeaways (8 interceptions, 6 fumbles), 52 points (7 TDs, 1 FGs)</b>				

\*Spot where the turnover was made



# 2024 MINI BIOS & STATS

## 24 Johnathan Abram

Pos.: S Ht.: 6-0 Wt.: 205 Exp.: 6 College: Mississippi State



Regular Season Career GP/GS: (55/39); 2024: (3/0)

**2024 REVIEW: at Kansas City (10/7):** Gameday elevation from the practice squad. Rotated in at SS and played on special teams in his season debut, finishing with seven tackles (six solo) and two coverage stops. **vs. Tampa Bay (10/13):** Gameday elevation from the practice squad. Rotated in at SS and played on special teams, finishing with seven tackles (three solo), a career-high two pass breakups, and an interception returned for a career-long 30 yard return. Abram's interception was his first of the 2024 season (second as a Saint) and set up Spencer Rattler's first career touchdown pass. **vs. Denver (10/17):** Gameday elevation from the practice squad. Rotated in at SS and played on special teams, finishing with two tackles (one solo) and one coverage stop. Practice squad contract terminated (10/22).

**ADDITIONAL STATS: Special Teams Tackles** — (2020, 7), (2021, 2), (2022, 2), (2023, 2), (2024, 3); **Total: 16.**

**CAREER HIGHS: Tackles** — 13, at Carolina (9/13/20); **Solo Tackles** — 9 (2x), last vs. L.A. Chargers (9/11/22); **Tackles for Loss** — 2, at Cleveland (12/20/21); **Forced Fumbles** — 1, at Tampa Bay (12/31/23); **Fumble Recoveries** — 1 (2x), last vs. Philadelphia (10/24/21); **Special Teams Tackles** — 3, at L.A. Chargers (11/8/20); **Passes Defensed** — 2, vs. Tampa Bay (10/13/24); **Interceptions** — 1 (5x), last vs. Tampa Bay (10/13/24).

24 S Johnathan Abram												
Date	Opp.	GP	ST	Solo	Ast	Total	Sack/Yds	INT/Yds	PD	FF	FR	
10/7	@KC	X		6	1	7	0.0 0.0	0 0	0	0	0	
10/13	TB	X		3	4	7	0.0 0.0	1 30	2	0	0	
10/17	DEN	X		1	1	2	0.0 0.0	0 0	0	0	0	
2024 Season		3	0	10	6	16	0.0 0.0	1 30	2	0	0	
Saints Career		12	3	24	16	40	0.0 0.0	2 30	3	1	0	
Career Totals		55	39	186	110	296	0.0 0.0	5 65	17	1	2	

## 29 Paulson Adebo

Pos.: CB Ht.: 6-1 Wt.: 192 Exp.: 4 College: Stanford



Regular Season Career GP/GS: (52/51); 2024: (7/7)

**2024 REVIEW: vs. Carolina (9/8):** Started at LCB, recording five tackles (four solo) with one pass breakup. **at Dallas (9/15):** Started at LCB, finished with five tackles (four solo), two pass breakups, and an interception returned for 47 yards, setting a new career-long. Adebo's first interception of the year set up a Derek Carr rushing touchdown in the second quarter to give the Saints momentum going into halftime. **vs. Philadelphia (9/22):** Started at LCB, recording a team-high ten solo tackles, including one stop for a loss, and a pass breakup. Adebo tied a career-high in total tackles and had the most solo stops of his career on Sunday. **at Atlanta (9/29):** Started at LCB and finished with a career-best and team-leading 12 tackles (ten solo) with three pass breakups and an interception, his second of the season. Adebo's three pass breakups on Sunday also tied a career-high. **at Kansas City (10/7):** Started at LCB and finished with four solo tackles, one QB hit and one pass breakup. **vs. Tampa Bay (10/13):** Made his 50<sup>th</sup> career NFL start at LCB and tied for the team-high with ten tackles (eight solo), two pass breakups and an interception. Adebo's interception was his third of the season and the tenth of his career. **vs. Denver (10/17):** Started at LCB and finished with six tackles (three solo). Suffered a season-ending leg injury (broken femur) in the second quarter. Placed on Injured Reserve, (10/22).

**ADDITIONAL STATS: Special Teams Tackles** — (2021, 3); **Total: 3.**

**CAREER HIGHS: Tackles** — 12, at Atlanta (9/29/24); **Solo Tackles** — 10 (2x), at Atlanta (9/29/24) and vs. Philadelphia (9/22/24); **Special Teams Tackles** — 1 (3x), last vs. Miami (12/27/21); **Passes Defensed** — 3 (3x), last at Atlanta (9/29/24); **Interceptions** — 2, vs. Chicago (11/5/23); **Forced Fumbles** — 1 (2x), vs. Chicago (11/5/23) and vs. Jacksonville (10/19/23); **Fumble Recoveries** — 1 (2x), vs. Chicago (11/5/23) and at Carolina (9/18/23).



# 2024 MINI BIOS & STATS

29 CB Paulson Adebo													
Date	Opp.	GP	ST	Solo	Ast	Total	Sack/Yds	INT/Yds	PD	FF	FR		
9/8	CAR	X	X	4	1	5	0.0	0.0	0	0	1	0	0
9/15	@DAL	X	X	4	1	5	0.0	0.0	1	47	2	0	0
9/22	PHI	X	X	10	0	10	0.0	0.0	0	0	1	0	0
9/29	@ATL	X	X	10	2	12	0.0	0.0	1	1	3	0	0
10/7	@KC	X	X	4	0	4	0.0	0.0	0	0	1	0	0
10/13	TB	X	X	8	2	10	0.0	0.0	1	20	2	0	0
10/17	DEN	X	X	3	3	6	0.0	0.0	0	0	0	0	0
10/27	@LAC	Reserve/Injured											
11/3	@CAR	Reserve/Injured											
11/10	ATL	Reserve/Injured											
11/17	CLE	Reserve/Injured											
12/1	LAR	Reserve/Injured											
12/8	@NYG	Reserve/Injured											
2024 Season		7	7	43	9	52	0.0	0.0	3	68	10	0	0
Career Totals		52	51	208	43	251	0.0	0.0	10	150	43	2	2

## 0 Ugo Amadi

Pos.: S Ht.: 5-9 Wt.: 205 Exp.: 6 College: Oregon



Regular Season Career GP/GS: (74/16); 2024: (7/3)

**2024 REVIEW:** at Dallas (9/15): Gameday elevation from the practice squad. Rotated in at SS and played on special teams, finishing with two solo tackles, one pass breakup, and one coverage tackle in his season debut. Signed to the active roster, (10/26). at L.A. Chargers (10/27): Rotated in at SS and played on special teams, recording three solo tackles and a sack, the first of his NFL career. at Carolina (11/3): Rotated in at NCB and played on special teams, finishing with two solo tackles. vs. Atlanta (11/10): Made his first start of his Saints career and the 2024 campaign at NCB. Recorded a career-high nine solo tackles and one pass breakup. Amadi nine total tackles tied a career-best in and his three stops for a loss also marked a new career-high. vs. Cleveland (11/17): Rotated in at NCB and played on special teams, recording nine tackles, (four solo). vs. L.A. Rams (12/1): Started at NCB and played on special teams, finishing with a team-high nine tackles (eight solo) with one pass breakup. Amadi's nine tackles tied a career-high for the third consecutive week. at N.Y. Giants (12/8): Started at NCB and played on special teams, recording a club-high tying eight tackles (club-best six solo) and club-high tying two passes defended to tie a career-high.

**ADDITIONAL STATS:** Special Teams Tackles — (2019, 10), (2020, 5), (2021, 3), (2022, 1), (2023, 2), (2024, 1); Total: 22; Special Teams Fumble Recoveries — (2019, 1); Total: 1.

**CAREER HIGHS:** Tackles — 9 (3x), last vs. L.A. Rams (12/1/24); Solo Tackles — 9, vs. Atlanta (11/10/24); Tackles for Loss — 3, vs. Atlanta (11/10/24); Special Teams Tackles — 2, vs. Arizona (12/22/19); Passes Defended — 2 (5x), last at N.Y. Giants (12/8/24); Interceptions — 1, vs. Detroit (1/2/22); Sacks — 1, at L.A. Chargers (10/27/24); Forced Fumbles — 1 (2x), last vs. New Orleans (10/25/21).

0 S Ugo Amadi													
Date	Opp.	GP	ST	Solo	Ast	Total	Sack/Yds	INT/Yds	PD	FF	FR		
9/15	@DAL	X		2	0	2	0.0	0.0	0	0	1	0	0
10/27	@LAC	X		3	0	3	1.0	8.0	0	0	0	0	0
11/3	@CAR	X		2	0	2	0.0	0.0	0	0	0	0	0
11/10	ATL	X	X	9	0	9	0.0	0.0	0	0	1	0	0
11/17	CLE	X		4	5	9	0.0	0.0	0	0	0	0	0
12/1	LAR	X	X	8	1	9	0.0	0.0	0	0	1	0	0
12/8	@NYG	X	X	6	2	8	0.0	0.0	0	0	2	0	0
2024 Season		8	3	34	8	42	1.0	8.0	0	0	5	0	0
Saints Career		25	3	39	14	53	1.0	8.0	0	0	7	0	0
Career Totals		75	15	131	34	165	1.0	8.0	1	12	20	2	0



# 2024 MINI BIOS & STATS

## 81 Kevin Austin Jr.

Pos.: WR Ht.: 6-2 Wt.: 200 Exp.: 1 College: Notre Dame



Regular Season Career GP/GS: (4/1); 2024: (4/1)

**2024 REVIEW:** vs. **Atlanta (11/10):** Gameday practice squad elevation. Rotated in on offense and special teams in NFL debut, finishing with two catches for 36 yards. vs. **Cleveland (11/17):** Gameday practice squad elevation. Rotated in on offense and played on special teams, finishing with one catch for 18 yards. vs. **L.A. Rams (12/1):** Gameday elevation off the practice squad. Rotated in on offense and played on special teams, finishing with a season-high three catches for 31 yards and had one rush for nine yards. Signed off the practice squad to the active roster, (12/7). at **N.Y. Giants (12/8):** Made his first career start on offense and played on special teams, finishing with one catch for five yards.

**ADDITIONAL STATS: Rushing** — (1 rush for 9 yards, 2024); **Total: 1 rush for 9 yards.**

**CAREER HIGHS: Receptions** — 3, vs. L.A. Rams (12/1/24); **Receiving Yards** — 36, vs. Atlanta (11/10/24); **Long Reception** — 22, vs. Atlanta (11/10/24); **Rushing Attempts** — 1, vs. L.A. Rams (12/1/24); **Rushing Yards** — 9, vs. L.A. Rams (12/1/24).

81 WR Kevin Austin Jr.				Receiving				
Date	Opp.	GP	ST	Rec	Yds	Avg.	Lg	TD
11/10	ATL	X		2	36	18.0	22	0
11/17	CLE	X		1	18	18.0	18	0
12/1	LAR	X		3	31	10.3	16	0
12/8	@NYG	X	X	1	5	5.0	5	0
<b>2024 Season</b>		<b>4</b>	<b>1</b>	<b>7</b>	<b>90</b>	<b>12.9</b>	<b>22</b>	<b>0</b>
<b>Career Totals</b>		<b>4</b>	<b>1</b>	<b>7</b>	<b>90</b>	<b>12.9</b>	<b>22</b>	<b>0</b>

## 97 Khristian Boyd

Pos.: DT Ht.: 6-2 Wt.: 320 Exp.: R College: Northern Iowa



Regular Season Career GP/GS: (6/0); 2024: (6/0)

**2024 REVIEW:** vs. **Carolina (9/8):** Made NFL debut, recording an assisted tackle. at **Dallas (9/15):** Rotated on defense. vs. **Philadelphia (9/22):** Rotated on defense. at **Atlanta (9/29):** Rotated on defense. at **Kansas City (10/7):** Inactive. vs. **Tampa Bay (10/13):** Inactive. vs. **Denver (10/17):** Rotated on defense and finished with a solo tackle. at **L.A. Chargers (10/27):** Inactive. at **Carolina (11/3):** Rotated on defense and finished with a solo tackle. vs. **Atlanta (11/10):** Inactive. vs. **Cleveland (11/17):** Inactive. vs. **L.A. Rams (12/1):** Inactive. at **N.Y. Giants (12/8):** Inactive.



# 2024 MINI BIOS & STATS

97 DT Khristian Boyd												
Date	Opp.	GP	ST	Solo	Ast	Total	Sack/Yds	INT/Yds	PD	FF	FR	
9/8	CAR	X		0	1	1	0.0	0.0	0	0	0	0
9/15	@DAL	X		0	0	0	0.0	0.0	0	0	0	0
9/22	PHI	X		0	0	0	0.0	0.0	0	0	0	0
9/29	@ATL	X		0	0	0	0.0	0.0	0	0	0	0
10/7	@KC	Inactive										
10/13	TB	Inactive										
10/17	DEN	X		1	0	1	0.0	0	0	0	0	0
10/27	@LAC	Inactive										
11/3	@CAR	X		1	0	1	0.0	0	0	0	0	0
11/10	ATL	Inactive										
11/17	CLE	Inactive										
12/1	LAR	Inactive										
12/8	@NYG	Inactive										
2024 Season		6	0	2	1	3	0.0	0.0	0	0	0	0
Career Totals		6	0	2	1	3	0.0	0.0	0	0	0	0

## 38 Millard Bradford

Pos.: S Ht.: 5-10 Wt.: 190 Exp.: R College: TCU



Regular Season Career GP/GS: (2/0); 2024: (2/0)

2024 REVIEW: Signed to the active roster, (11/2). at Carolina (11/3): Made his NFL debut on special teams. vs. Atlanta (11/10): Played on special teams. vs. Cleveland (11/17): Inactive. Waived, (11/30).

38 S Millard Bradford												
Date	Opp.	GP	ST	Solo	Ast	Total	Sack/Yds	INT/Yds	PD	FF	FR	
11/3	@CAR	X		0	0	0	0.0	0.0	0	0	0	0
11/10	ATL	X		0	0	0	0.0	0.0	0	0	0	0
11/17	CLE	Inactive										
2024 Season		2	0	0	0	0	0.0	0.0	0	0	0	0
Career Totals		2	0	0	0	0	0.0	0.0	0	0	0	0

## 90 Bryan Bresee

Pos.: DT Ht.: 6-5 Wt.: 305 Exp.: 2 College: Clemson



Regular Season Career GP/GS: (30/7); 2024: (13/7)

2024 REVIEW: vs. Carolina (9/8): Made first career NFL start. at Dallas (9/15): Started. Recorded two solo tackles, one stop for a loss, a forced fumble, and a sack. Bresee's forced fumble was the first of his career and stalled the Dallas offense in the red-zone. vs. Philadelphia (9/22): Started. Finished with two solo tackles and two sacks, tying a career-best. at Atlanta (9/29): Started and played on special teams, recording one QB hit. at Kansas City (10/7): Rotated in on defense and special teams, finishing with four tackles (three solo), two QB hits and a sack. vs. Tampa Bay (10/13): Started and played on special teams, recording one tackle and one pass breakup. Bresee's pass breakup led to Cameron Jordan's interception to stall the Bucs drive before halftime. vs. Denver (10/17): Started and played on special teams, finishing with three tackles (two solo). at L.A. Chargers (10/27): Started and played on special teams in 25<sup>th</sup> career NFL game. at Carolina (11/3): Rotated in on defense and special teams, recording one solo tackle and one QB hit. vs. Atlanta (11/10): Rotated in on defense and special teams, finishing with one tackle and one QB hit. vs. Cleveland (11/17): Rotated in on defense and special teams, recording three tackles (one solo), two QB hits and 1.5 sacks, his third career multi-takedown performance. vs. L.A. Rams (12/1): Rotated in on defense and special teams, finishing with one solo tackle, two QB hits, and a sack. at N.Y. Giants (12/8): Rotated in on defense and special teams, recording one solo tackle, two pass breakups, a sack, and blocked the first field goal of his career to help the Saints



# 2024 MINI BIOS & STATS

clinch the victory. Extended sack total to career-high and team-best 7.5, surpassing La'Roï Glover (1997) and Nick Fairley (2016) to move into the top six in sacks in a single season by a defensive tackle in Saints history.

**ADDITIONAL STATS: Blocked Field Goals** — (2024, 1); **Total:** 1.

**CAREER HIGHS: Tackles** — 4, vs. Tampa Bay (10/1/23); **Solo Tackles** — 3, vs. Tampa Bay (10/1/23); **Tackles For Loss** — 3, vs. Tampa Bay (10/1/23); **Sacks** — 2 (2x), vs. Philadelphia (9/22/24) and vs. N.Y. Giants (12/17/23); **Quarterback Hits** — 2 (6x), last vs. Cleveland (11/17/24); **Passes Defensed** — 2 (2x), at N.Y. Giants (12/8/24) and at Indianapolis (10/29/23); **Forced Fumbles** — 1, at Dallas (9/15/24); **Blocked Field Goals** — 1, at N.Y. Giants (12/8/24).

90 DT Bryan Bresee												
Date	Opp.	GP	ST	Solo	Ast	Total	Sack/Yds	INT/Yds	PD	FF	FR	
9/8	CAR	X	X	0	0	0	0.0	0.0	0	0	0	0
9/15	@DAL	X	X	2	0	2	1.0	3.0	0	0	0	1
9/22	PHI	X	X	2	0	2	2.0	12.0	0	0	0	0
9/29	@ATL	X	X	0	0	0	0.0	0.0	0	0	0	0
10/7	@KC	X		3	1	4	1.0	4.0	0	0	0	0
10/13	TB	X	X	0	1	1	0.0	0.0	0	0	1	0
10/17	DEN	X	X	2	1	3	0.0	0.0	0	0	0	0
10/27	@LAC	X	X	0	0	0	0.0	0.0	0	0	0	0
11/3	@CAR	X		1	0	1	0.0	0.0	0	0	0	0
11/10	ATL	X		0	1	1	0.0	0.0	0	0	0	0
11/17	CLE	X		1	2	3	1.5	7.0	0	0	0	0
12/1	LAR	X		1	0	1	1.0	9.0	0	0	0	0
12/8	@NYG	X		1	0	1	1.0	6.0	0	0	2	0
2024 Season		13	7	13	6	19	7.5	41.0	0	0	3	1
Career Totals		30	7	25	18	43	12.0	83.0	0	0	9	1

## 4 Derek Carr

Pos.: QB Ht.: 6-3 Wt.: 215 Exp.: 11 College: Fresno State



**Regular Season Career GP/GS:** (169/169); **2024:** (10/10)

**2024 REVIEW: vs. Carolina (9/8):** Started. Finished 19-of-23 passing (82.6 pct.) with 200 yards, three TDs and a 142.5 QBR. Added two carries for 13 yards on the ground. Led the offense to scoring drives on their first nine possessions, marking the third time the Saints have done it in any game and the first by the club in an opener. Improved career record as a starter in season openers to 7-4 and is also now 2-0 in season openers with the Black and Gold. **at Dallas (9/15):** Started. Finished 11-of-16 passing (68.8 pct.) with 243 yards, 2 TDs, an INT and a 125.0 QBR, including a 70-yard TD pass to Rashid Shaheed in the first quarter, his longest TD pass as a Saint, and had a one-yard TD rush, his first with the Black and Gold. Improved career record as a starter against Dallas to 2-1 and has won four consecutive starts for the first time since the last four games of the 2021 season. **vs. Philadelphia (9/22):** Started. Finished 14-of-25 passing for 142 yards, one TD and one INT. **at Atlanta (9/29):** Started. Finished 28-of-36 passing (77.8 pct.) with 236 yards, one INT and rushed three times for five yards. **at Kansas City (10/7):** Started. Finished 18-of-28 passing with 165 yards, 2 TDs and one INT. Carr now has 40,089 career passing yards, good for 25<sup>th</sup> most in NFL history and became the 25th player to eclipse the 40,000 career yardage mark in NFL history. Became the seventh player in league history to reach 40,000 career passing yards in his first 11 seasons, joining Drew Brees, Peyton Manning, Matt Ryan, Matthew Stafford, Russell Wilson, and Dan Marino. Carr left the game in the fourth quarter with an oblique injury and did not return. **vs. Tampa Bay (10/13):** Inactive (oblique). **vs. Denver (10/17):** Inactive (oblique). **at L.A. Chargers (10/27):** Inactive (oblique). **at Carolina (11/3):** Started in first game back from an oblique injury and finished 18-of-31 passing for 236 yards with one TD. Carr now has 40,325 career passing yards, surpassing Pro Football Hall of Fame QB Johnny Unitas (Class of 1979) to move into 24<sup>th</sup> all-time in NFL history, and also brought his career total in touchdown passes to 251 touchdowns, moving into a tie for 26<sup>th</sup> all-time with Drew Bledsoe. **vs. Atlanta (11/10):** Started. Finished 16-of-25 passing for 269 yards, two TDs, a 126.9 QBR, and had four rushes for 17 yards. Now has 3,700 career completions, surpassing Pro Football Hall of Fame QB Fran Tarkenton (Class of 1986) to move into sole possession of 20<sup>th</sup> place all-time in league history. Also now has 40,594 career passing yards, surpassing Pro Football Hall of Fame QB Joe Montana (Class of 2000) to move into 23<sup>rd</sup> all-time. **vs. Cleveland (11/17):** Made 25<sup>th</sup> start as a Saint. Finished 21-of-27 passing



# 2024 MINI BIOS & STATS

(77.8 pct.) for 248 yards with two TDs, a 129.6 passer rating and had one eight-yard rush. Now has a five-game winning streak against Cleveland as a starter and a 5-1 record overall against the Browns. With 255 career touchdown passes, surpassed Joe Flacco and Pro Football Hall of Fame signal-caller Dan Fouts (Class of 1993) all-time to tie for 22<sup>nd</sup> in league history with Pro Football Hall of Fame passer Sonny Jurgensen (Class of 1983). **vs. L.A. Rams (12/1):** Started. Finished 24-of-37 passing for 184 yards, one TD, and rushed twice for 12 yards. Carr now has 256 touchdown passes, surpassing Jurgensen for sole possession of 22<sup>nd</sup> all-time. Now has 41,026 career passing yards, surpassing former Saint Kerry Collins to move into 22<sup>nd</sup> all-time, and extended his streak of throwing zero interceptions in a game to four consecutive contests, marking the first time he's done so as a Saint and the first time since an eight-game stretch from Dec. 8, 2019-Oct. 4, 2020 as member of Oakland/Las Vegas Raiders. **at N.Y. Giants (12/8):** Started. Finished 20-of-31 passing for 219 yards, one TD, one INT and had two rushes for 12 yards, improving his record as a starter against the Giants to 3-1 all-time and 2-0 as signal-caller for New Orleans. Left game in fourth quarter (hand/concussion protocol).

**CAREER HIGHS:** **Attempts** — 59, at **Tampa Bay** (10/30/16); **Completions** — 40, at Tampa Bay (10/30/16); **Completion Pct.** — 91.20 (31-for-34), vs. Philadelphia (10/24/21); **Passing Yards** — 513, at Tampa Bay (10/30/16); **Long Pass** — 87, at LA Chargers (12/31/17); **Interceptions** — 3 (4x), last at Pittsburgh (12/24/22); **Passing TDs** — 4 (7x), last vs. Atlanta (1/7/24); **Passer Rating** — 145.5, vs. Atlanta (1/7/24); **Rushes** — 7 (2x), last vs. Denver (10/2/22); **Rushing Yards** — 58, vs. Houston (9/14/14); **Long Rush** — 41, vs. Houston (9/14/14); **Rushing TDs** — 1 (7x), last at Dallas (9/15/24).

4 QB Derek Carr				Passing								Rushing				
Date	Opp.	GP	ST	Comp	Att	Pct.	Yards	TD	INT	Lg	Rating	Att	Yds	Avg.	Lg	TD
9/8	CAR	X	X	19	23	82.6%	200	3	0	59t	142.5	2	13	6.5	8	0
9/15	@DAL	X	X	11	16	68.8%	243	2	1	70t	125.0	1	1	1.0	1t	1
9/22	PHI	X	X	14	25	56.0%	142	1	1	29	69.1	2	3	1.5	4	0
9/29	@ATL	X	X	28	36	77.8%	239	0	1	25	82.8	3	5	1.7	5	0
10/7	@KC	X	X	18	28	64.3%	165	2	1	43t	89.1	0	0	0.0	0	0
10/13	TB	Inactive														
10/17	DEN	Inactive														
10/27	@LAC	Inactive														
11/3	@CAR	X	X	18	31	58.1%	236	1	0	25	92.6	0	0	0.0	0	0
11/10	ATL	X	X	16	25	64.0%	269	2	0	67	126.9	4	17	4.3	13	0
11/17	CLE	X	X	21	27	77.8%	248	2	0	71t	129.6	1	8	8.0	8	0
12/1	LAR	X	X	24	37	64.9%	184	1	0	28t	85.9	2	12	6.0	9	0
12/8	@NYG	X	X	20	31	64.5%	219	1	1	32	82.6	2	12	6.0	9	0
2024 Season		10	10	189	279	67.7%	2,145	15	5	71t	101.1	17	71	4.2	13	1
Saints Career		27	27	564	827	68.2%	5,023	40	13	71t	98.8	49	111	2.3	13	1
Career Totals		169	169	3,765	5,785	65.1%	41,245	257	112	87	92.8	327	956	2.9	41	7

## 56 Demario Davis

Pos.: LB Ht.: 6-2 Wt.: 248 Exp.: 13 College: Arkansas State



Regular Season Career GP/GS: (206/192); 2024: (12/12)

**2024 REVIEW:** **vs. Carolina (9/8):** Started at MLB, recording four tackles (two solo) and a sack in opener, his 30<sup>th</sup> career sack as a Saints. Davis led the defense to hold Carolina to 193 yards (135 passing and 58 rushing) and 3.5 yards per play. **at Dallas (9/15):** Started at MLB. Finished with eight tackles (three solo) and a pass breakup. Made 100<sup>th</sup> appearance and start as Saint. **vs. Philadelphia (9/22):** Started at MLB. Recorded six tackles (four solo). **at Atlanta (9/29):** Inactive (hamstring). **at Kansas City (10/7):** Started at MLB in return from injury. Led team in tackles with 11 (five solo). **vs. Tampa Bay (10/13):** Started at MLB. Finished with six tackles (three solo). **vs. Denver (10/17):** Started at MLB in 200<sup>th</sup> career NFL game. Recorded seven tackles (five solo). **at L.A. Chargers (10/27):** Started at MLB. Finished with nine tackles (five solo). **at Carolina (11/3):** Started at MLB. Recorded five tackles (three solo). **vs. Atlanta (11/10):** Started at MLB. Finished with ten tackles (two solo) and one pass breakup. **vs. Cleveland (11/17):** Started at MLB. Recorded a season-high 13 tackles (three solo), including one stop for a loss, with two pass breakups. Davis' double-





# 2024 MINI BIOS & STATS

digit tackle effort marked the first time as a Saint to have at least ten tackles in back-to-back contests in 2024. **vs. L.A. Rams (12/1)**: Started at MLB. Finished with three tackles (two solo). **at N.Y. Giants (12/8)**: Started at MLB. Recorded eight tackles (five solo) and an interception, his first of 2024 and third of his Saints career and one pass defense.

**ADDITIONAL STATS: Special Teams Tackles** — (2012, 16); (2013, 6); (2014, 2); **Total: 24.**

**CAREER HIGHS: Tackles** — 15, vs. Kansas City (12/20/20); **Solo Tackles** — 11 (2x), vs. Pittsburgh (11/9/14) and vs. Miami (9/24/17); **Sacks** — 2 (4x), last vs. Cincinnati (10/16/22); **Tackles for Loss** — 4, at Seattle (10/25/21); **Quarterback Hits** — 4 (2x), last vs. Atlanta (11/22/18); **Interceptions** — 1 (3x), last at Tampa Bay (12/5/22); **Passes Defensed** — 4, at Tampa Bay (11/17/19); **Forced Fumbles** — 1 (3x), last vs. Atlanta (11/22/18); **Fumble Recoveries** — 1 (8x), last at Tampa Bay (12/31/23).

56 LB Demario Davis													
Date	Opp.	GP	ST	Solo	Ast	Total	Sack/Yds	INT/Yds	PD	FF	FR		
9/8	CAR	X	X	2	2	4	1.0	0.0	0	0	0	0	0
9/15	@DAL	X	X	3	5	8	0.0	0.0	0	0	1	0	0
9/22	PHI	X	X	4	2	6	0.0	0.0	0	0	0	0	0
9/29	@ATL	Inactive											
10/7	@KC	X	X	5	6	11	0.0	0.0	0	0	0	0	0
10/13	TB	X	X	3	3	6	0.0	0.0	0	0	0	0	0
10/17	DEN	X	X	5	2	7	0.0	0.0	0	0	0	0	0
10/27	@LAC	X	X	5	4	9	0.0	0.0	0	0	0	0	0
11/3	@CAR	X	X	3	2	5	0.0	0.0	0	0	0	0	0
11/10	ATL	X	X	2	8	10	0.0	0.0	0	0	1	0	0
11/17	CLE	X	X	3	10	13	0.0	0.0	0	0	2	0	0
12/1	LAR	X	X	2	1	3	0.0	0.0	0	0	0	0	0
12/8	@NYG	X	X	5	3	8	0.0	0.0	1	0	1	0	0
2024 Season		12	12	42	48	90	1.0	0.0	1	0	5	0	0
Saints Career		110	110	473	292	765	30.0	222.0	3	5	43	3	3
Career Totals		206	192	902	523	1425	43.5	313.5	4	5	60	4	8

## 53 Jaylan Ford

**Pos.:** LB **Ht.:** 6-2 **Wt.:** 240 **Exp.:** R **College:** Texas



**Regular Season Career GP/GS:** (5/0); **2024:** (5/0)

**2024 REVIEW:** **vs. Carolina (9/8)**: Inactive (hamstring). **at Dallas (9/15)**: Inactive. **vs. Philadelphia (9/22)**: Made NFL debut on special teams and recorded first career coverage stop. **at Atlanta (9/29)**: Played on special teams. **at Kansas City (10/7)**: Played on special teams. **vs. Tampa Bay (10/13)**: Played on special teams. Recorded two coverage tackles. **vs. Denver (10/17)**: Played on special teams. **at L.A. Chargers (10/27)**: Inactive. **at Carolina (11/3)**: Inactive. **vs. Atlanta (11/10)**: Inactive. **vs. Cleveland (11/17)**: Inactive. **vs. L.A. Rams (12/1)**: Inactive. **at N.Y. Giants (12/8)**: Inactive.

**ADDITIONAL STATS: Special Teams Tackles** — (2024, 3); **Total: 3.**



# 2024 MINI BIOS & STATS

53 LB Jaylan Ford												
Date	Opp.	GP	ST	Solo	Ast	Total	Sack/Yds	INT/Yds	PD	FF	FR	
9/8	CAR	Inactive										
9/15	@DAL	Inactive										
9/22	PHI	X		0	0	0	0.0	0.0	0	0	0	0
9/29	@ATL	X		0	0	0	0.0	0.0	0	0	0	0
10/7	@KC	X		0	0	0	0.0	0.0	0	0	0	0
10/13	TB	X		0	0	0	0.0	0.0	0	0	0	0
10/17	DEN	X		0	0	0	0.0	0.0	0	0	0	0
10/27	@LAC	Inactive										
11/3	@CAR	Inactive										
11/10	ATL	Inactive										
11/17	CLE	Inactive										
12/1	LAR	Inactive										
12/8	@NYG	Inactive										
2024 Season		5	0	0	0	0	0.0	0.0	0	0	0	0
Career Totals		5	0	0	0	0	0.0	0.0	0	0	0	0

## 55 Isaiah Foskey

Pos.: DE Ht.: 6-5 Wt.: 265 Exp.: 2 College: Notre Dame



Regular Season Career GP/GS: (23/0); 2024: (13/0)

**2024 REVIEW:** vs. **Carolina (9/8):** Rotated in at DE and on special teams, finishing with three coverage tackles, the first of his career. **at Dallas (9/15):** Rotated in at DE and on special teams, recording one defensive tackle and one coverage stop. **vs. Philadelphia (9/22):** Rotated in at DE and on special teams, finishing with two coverage tackles. **at Atlanta (9/29):** Played on special teams. **at Kansas City (10/7):** Rotated in at DE on special teams, finishing with three tackles (two solo) and one coverage stop. **vs. Tampa Bay (10/13):** Rotated in at DE and played on special teams. **vs. Denver (10/17):** Rotated in at DE and played on special teams. **at L.A. Chargers (10/27):** Played on special teams. **at Carolina (11/3):** Played on special teams. **vs. Atlanta (11/10):** Played on special teams. **vs. Cleveland (11/17):** Rotated in at DE and special teams, finishing with one tackle. **vs. L.A. Rams (12/1):** Rotated in at DE and special teams. **at N.Y. Giants (12/8):** Rotated in at DE and special teams, finishing with one tackle and one special teams stop.

**ADDITIONAL STATS: Special Teams Tackles** — (2024, 8); **Total: 8.**

**CAREER HIGHS: Tackles** — 4, at Green Bay (9/24/23); **Solo Tackles** — 3, at Green Bay (9/24/23); **Sacks** — 0.5, at Indianapolis (10/29/23); **Special Teams Tackles** — 3, vs. Carolina (9/8/24); **Quarterback Hits** — 1, at Indianapolis (10/29/23); **Passes Defensed** — 1, at Indianapolis (10/29/23).

55 DE Isaiah Foskey												
Date	Opp.	GP	ST	Solo	Ast	Total	Sack/Yds	INT/Yds	PD	FF	FR	
9/8	CAR	X		0	0	0	0.0	0.0	0	0	0	0
9/15	@DAL	X		0	1	1	0.0	0.0	0	0	0	0
9/22	PHI	X		0	0	0	0.0	0.0	0	0	0	0
9/29	@ATL	X		0	0	0	0.0	0.0	0	0	0	0
10/7	@KC	X		2	1	3	0.0	0.0	0	0	0	0
10/13	TB	X		0	0	0	0.0	0.0	0	0	0	0
10/17	DEN	X		0	0	0	0.0	0.0	0	0	0	0
10/27	@LAC	X		0	0	0	0.0	0.0	0	0	0	0
11/3	@CAR	X		0	0	0	0.0	0.0	0	0	0	0
11/10	ATL	X		0	0	0	0.0	0.0	0	0	0	0
11/17	CLE	X		0	1	1	0.0	0.0	0	0	0	0
12/1	LAR	X		0	0	0	0.0	0.0	0	0	0	0
12/8	@NYG	X		0	1	1	0.0	0.0	0	0	0	0
2024 Season		13	0	2	4	6	0.0	0.0	0	0	0	0
Career Totals		23	0	7	9	16	0.5	1.5	0	0	1	0



# 2024 MINI BIOS & STATS

## 75 Taliese Fuaga

Pos.: T Ht.: 6-6 Wt.: 324 Exp.: R College: Oregon State



**Regular Season Career GP/GS:** (13/13); **2024:** (13/13)

**2024 REVIEW:** **vs. Carolina (9/8):** Started at LT in NFL debut. Became first Saints rookie to start a season opener at the position since Ryan Ramczyk did so in the 2017 season opener against the Minnesota Vikings. **at Dallas (9/15):** Started at LT and helped lead the effort by New Orleans' offensive line to produce 190 rushing yards and four touchdowns. **vs. Philadelphia (9/22):** Started at LT. **at Atlanta (9/29):** Started at LT. **at Kansas City (10/7):** Started at LT. **vs. Tampa Bay (10/13):** Started at LT. **vs. Denver (10/17):** Started at LT. **at L.A. Chargers (10/27):** Started at LT. **at Carolina (11/3):** Started at LT. **vs. Atlanta (11/10):** Started at LT. Suffered a thigh injury in the first quarter but returned in the second quarter. **vs. Cleveland (11/17):** Started at LT and helped the Saints rushing attack to gain a season-high 214 yards. **vs. L.A. Rams (12/1):** Started at LT and played on special teams. **at N.Y. Giants (12/8):** Started at LT.

## 6 Willie Gay Jr.

Pos.: LB Ht.: 6-1 Wt.: 243 Exp.: 5 College: Mississippi State



**Regular Season Career GP/GS:** (69/54); **2024:** (12/7)

**2024 REVIEW:** **vs. Carolina (9/8):** Started at SLB and played on special teams, recording two coverage tackles in Black and Gold debut. **at Dallas (9/15):** Rotated in at SLB and on special teams, recording a solo tackle and a coverage stop. **vs. Philadelphia (9/22):** Started at SLB and saw action on special teams, finishing with three solo tackles, one coverage stop, and a fumble recovery, his first as a Saint. **at Atlanta (9/29):** Started at WLB and played on special teams in 50<sup>th</sup> career NFL start, recording two tackles (one solo). Left in first quarter (hand). **at Kansas City (10/7):** Inactive (hand). **vs. Tampa Bay (10/13):** Started at WLB. Finished with four tackles (three solo), a career-best three pass breakups and a sack, his first as a Saint. **vs. Denver (10/17):** Started at WLB. Recorded two tackles (one solo) and forced a fumble that he recovered. **at L.A. Chargers (10/27):** Rotated in at SLB on special teams, finishing with one solo tackle and one coverage stop. **at Carolina (11/3):** Started at SLB and played on special teams, recording two solo tackles, including one stop for a loss. **vs. Atlanta (11/10):** Rotated in at SLB and special teams, finishing with three tackles (two solo) and a special teams stop. **vs. Cleveland (11/17):** Started at SLB and played on special teams. **vs. L.A. Rams (12/1):** Rotated in at SLB and special teams. **at N.Y. Giants (12/8):** Played on special teams.

**ADDITIONAL STATS: Special Teams Tackles** — (2020, 2), (2024, 7); **Total: 9.**

**CAREER HIGHS: Tackles** — 11 (2x), last at L.A. Chargers (11/20/22); **Solo Tackles** — 7 (2x), last at L.A. Chargers (11/20/22); **Sacks** — 1 (5x), last vs. Tampa Bay (10/13/24); **Tackles for Loss** — 2 (2x), last at L.A. Chargers (11/20/22); **Quarterback Hits** — 1 (9x), last vs. L.A. Chargers (10/22/23); **Interceptions** — 1 (4x), last at New England (12/17/23); **Interceptions Returned for TDs** — 1, at Denver (12/11/22); **Passes Defensed** — 3, vs. Tampa Bay (10/13/24); **Forced Fumbles** — 1 (3x), last vs. Denver (10/17/24); **Fumble Recoveries** — 1 (6x), last vs. Denver (10/17/24).



# 2024 MINI BIOS & STATS

6 LB Willie Gay Jr.													
Date	Opp.	GP	ST	Solo	Ast	Total	Sack/Yds	INT/Yds	PD	FF	FR		
9/8	CAR	X	X	0	0	0	0.0	0.0	0	0	0	0	
9/15	@DAL	X		1	0	1	0.0	0.0	0	0	0	0	
9/22	PHI	X	X	3	0	3	0.0	0.0	0	0	0	1	
9/29	@ATL	X	X	1	1	2	0.0	0.0	0	0	0	0	
10/7	@KC	Inactive											
10/13	TB	X	X	3	1	4	1.0	8.0	0	0	3	0	0
10/17	DEN	X	X	1	1	2	0.0	0.0	0	0	0	1	1
10/27	@LAC	X		1	0	1	0.0	0.0	0	0	0	0	0
11/3	@CAR	X	X	2	0	2	0.0	0.0	0	0	0	0	0
11/10	ATL	X		2	1	3	0.0	0.0	0	0	0	0	0
11/17	CLE	X	X	0	0	0	0.0	0.0	0	0	0	0	0
12/1	LAR	X		0	0	0	0.0	0.0	0	0	0	0	0
12/8	@NYG	X		0	0	0	0.0	0.0	0	0	0	0	0
2024 Season		12	7	14	4	18	1.0	8.0	0	0	3	1	2
Saints Career		12	7	14	4	18	1.0	8.0	0	0	3	1	2
Career Totals		69	54	162	87	249	6.0	33.5	4	85	22	3	6

## 96 Carl Granderson

Pos.: DE Ht.: 6-5 Wt.: 261 Exp.: 5 College: Wyoming



Regular Season Career GP/GS: (84/37); 2024: (13/13)

**2024 REVIEW:** vs. **Carolina (9/8):** Made 25<sup>th</sup> career start, finishing with three solo tackles. **at Dallas (9/15):** Started, finishing with five tackles (one solo), one stop for a loss, two QB hits, and 1.5 sacks. **vs. Philadelphia (9/22):** Started and recorded five tackles (four solo), one forced fumble, and 1.5 sacks. **at Atlanta (9/29):** Started in his 75<sup>th</sup> career NFL appearance and played on special teams, finishing with two solo tackles. **at Kansas City (10/7):** Started and finished with seven tackles (two solo). **vs. Tampa Bay (10/13):** Started and recorded two tackles (one solo). **vs. Denver (10/17):** Started and finished with three solo tackles, including one stop for a loss. **at L.A. Chargers (10/27):** Started and recorded three tackles (two solo) with one QB hit. **at Carolina (11/3):** Started and finished with four tackles (three solo) and a half-sack. **vs. Atlanta (11/10):** Started and recorded a career-high two pass breakups. **vs. Cleveland (11/17):** Started and finished with four tackles (three solo), including two stops for a loss, and a sack. **vs. L.A. Rams (12/1):** Started and recorded two solo tackles with two QB hits. **at N.Y. Giants (12/8):** Started and finished with four tackles (three solo), three QB hits and one pass breakup. Set a single-season high for passes defended (three).

**ADDITIONAL STATS:** Blocked Field Goals — (2021, 1); Total: 1; Special Teams Tackles — (2021, 1); Total: 1.

**CAREER HIGHS:** Tackles — 10, at Atlanta (11/26/23); Solo Tackles — 5 (3x), last vs. Chicago (11/5/23); Sacks — 2, at Carolina (1/3/21); Tackles for Loss — 3 (2x), last at New England (10/8/23); Quarterback Hits — 4 (2x), last vs. Tennessee (9/10/23); Forced Fumbles — 1 (4x), last vs. Philadelphia (9/22/24); Fumble Recoveries — 1 (2x), vs. Jacksonville (10/19/23) and at Tampa Bay (12/5/22); Passes Defensed — 2, vs. Atlanta (11/10/24); Blocked Field Goals — 1, at Carolina (9/19/21).



# 2024 MINI BIOS & STATS

96 DE Carl Granderson												
Date	Opp.	GP	ST	Solo	Ast	Total	Sack/Yds	INT/Yds	PD	FF	FR	
9/8	CAR	X	X	3	0	3	0.0	0.0	0	0	0	
9/15	@DAL	X	X	1	4	5	1.5	8.0	0	0	0	
9/22	PHI	X	X	4	1	5	1.5	7.0	0	0	1	
9/29	@ATL	X	X	2	0	2	0.0	0.0	0	0	0	
10/7	@KC	X	X	2	5	7	0.0	0.0	0	0	0	
10/13	TB	X	X	1	1	2	0.0	0.0	0	0	0	
10/17	DEN	X	X	3	0	3	0.0	0.0	0	0	0	
10/27	@LAC	X	X	2	1	3	0.0	0.0	0	0	0	
11/3	@CAR	X	X	3	1	4	0.5	2.5	0	0	0	
11/10	ATL	X	X	0	0	0	0.0	0.0	0	0	0	
11/17	CLE	X	X	3	1	4	1.0	11.0	0	0	0	
12/1	LAR	X	X	2	0	2	0.0	0.0	0	0	0	
12/8	@NYG	X	X	3	1	4	0.0	0.0	0	0	1	
2024 Season		13	13	29	15	44	4.5	28.5	0	0	3	
Career Totals		84	37	132	91	223	27.5	180.0	0	0	5	

## 48 J.T. Gray

Pos.: DB Ht.: 6-0 Wt.: 202 Exp.: 7 College: Mississippi State



Regular Season Career GP/GS: (94/0); 2024: (13/0)

**2024 REVIEW: vs. Carolina (9/8):** Rotated in at S and special teams, finishing with four coverage tackles. **at Dallas (9/15):** Rotated in at S and special teams, finishing with two coverage tackles. **vs. Philadelphia (9/22):** Played on special teams and blocked the second punt of his career. **at Atlanta (9/29):** Rotated in at FS and special teams, finishing with two coverage tackles. Gray now has 75 special teams stops in his career. **at Kansas City (10/7):** Played on special teams and finished with two tackles. **vs. Tampa Bay (10/13):** Rotated in at S and special teams, recording a career-best two solo tackles, forced a fumble (first of his career), and added three coverage stops. **vs. Denver (10/17):** Played on special teams and recorded one coverage stop. **at L.A. Chargers (10/27):** Played on special teams and finished with two coverage tackles. **at Carolina (11/3):** Played on special teams. **vs. Atlanta (11/10):** Rotated in at SS on special teams, recording one tackle and two special teams stops. **Cleveland (11/17):** Played on special teams and finished with one tackle. **vs. L.A. Rams (12/1):** Played on special teams and recorded one tackle, bringing his total to 20 on the season, setting a new career-best, becoming the first Saint with 20 stops in a season since CB Usama Young (2007). **at N.Y. Giants (12/8):** Played on special teams and finished with three tackles.

**ADDITIONAL STATS: Special Teams Tackles** — (2018, 2); (2019, 16); (2020, 7), (2021, 19), (2022, 12), (2023, 11), (2024, 23); **Total: 90; Blocked Punts** — (2019, 1), (2024, 1); **Total: 2; Special Teams Fumble Recoveries** — (2019, 1), (2020, 2); **Total: 3.**

**CAREER HIGHS: Tackles** — 2 (3x), last vs. Tampa Bay (10/13/24); **Solo Tackles** — 2, vs. Tampa Bay (10/13/24); **Passes Defensed** — 1, at Carolina (1/3/21); **Sacks** — 1 (2x), vs. Seattle (10/9/22) and vs. Carolina (1/8/23); **Tackles for Loss** — 1, vs. Carolina (1/8/23); **Quarterback Hits** — 1 (2x), last vs. Carolina (1/8/23); **Forced Fumbles** — 1, vs. Tampa Bay (10/13/24); **Special Teams Tackles** — 4, at N.Y. Jets (12/12/21); **Blocked Punts** — 1 (2x), vs. Philadelphia (9/22/24) and at Chicago (10/20/19); **Special Teams Fumble Recoveries** — 1, vs. Carolina (11/24/19).



# 2024 MINI BIOS & STATS

48 DB J.T. Gray												
Date	Opp.	GP	ST	Solo	Ast	Total	Sack/Yds	INT/Yds	PD	FF	FR	
9/8	CAR	X		0	0	0	0.0	0.0	0	0	0	0
9/15	@DAL	X		0	0	0	0.0	0.0	0	0	0	0
9/22	PHI	X		0	0	0	0.0	0.0	0	0	0	0
9/29	@ATL	X		0	0	0	0.0	0.0	0	0	0	0
10/7	@KC	X		0	0	0	0.0	0.0	0	0	0	0
10/13	TB	X		2	0	2	0.0	0.0	0	0	1	0
10/17	DEN	X		0	0	0	0.0	0.0	0	0	0	0
10/27	@LAC	X		0	0	0	0.0	0.0	0	0	0	0
11/3	@CAR	X		0	0	0	0.0	0.0	0	0	0	0
11/10	ATL	X		0	1	1	0.0	0.0	0	0	0	0
11/17	CLE	X		0	0	0	0.0	0.0	0	0	0	0
12/1	LAR	X		0	0	0	0.0	0.0	0	0	0	0
12/8	@NYG	X		0	0	0	0.0	0.0	0	0	0	0
2024 Season		13	0	2	1	3	0.0	0.0	0	0	1	0
Career Totals		94	0	8	6	14	2.5	12.5	0	0	1	0

## 19 Blake Grupe

Pos.: K Ht.: 5-7 Wt.: 156 Exp.: 2 College: Notre Dame



Regular Season Career GP: (30); 2024: (13)

**2024 REVIEW:** vs. **Carolina (9/8):** Handled kicking duties, finishing 4-for-4 with a career-long of 57 yards, and went a perfect 5-for-5 on PATs, tying a career-high. Grupe's 17 points scored also set a new career-high and was the second contest of his career where he made two 50+ yard field goals, previously doing so at New England in Week Five of the 2023 season. **at Dallas (9/15):** Handled kicking duties, making lone FG attempt from 26 yards out and finished 5-for-6 on PATs. Added three touchbacks. **vs. Philadelphia (9/22):** Handled kicking duties, finishing 2-for-2 with a long of 38 yards, and added a touchback. **at Atlanta (9/29):** Handled kicking duties, making lone FG attempt from 43 yards out, made all three PATs and added three touchbacks. **at Kansas City (10/7):** Handled kicking duties. Was 1-for-2 on PATs. **vs. Tampa Bay (10/13):** Handled the kicking duties, finishing two-for-two on FG attempts with a long of 42 yards and 2-for-2 on PATs. **vs. Denver (10/17):** Handled kicking duties, making his lone FG attempt from 35 yards out and lone PAT attempt. Also recorded first career coverage tackle. **at L.A. Chargers (10/27):** Handled kicking duties in 25<sup>th</sup> career NFL game. F2-for-3 on FG attempts with a long of 43 yards. Also added one touchback. **at Carolina (11/3):** Handled kicking duties. Finished 3-for-3 on FG attempts with a long of 51 yards and went 2-for-2 on PATs. Added three touchbacks. **vs. Atlanta (11/10):** Handled the kicking duties, finishing 2-for-2 on FGs with a long of 38 yards and 2-for-2 on PATs. **vs. Cleveland (11/17):** Handled kicking duties, finishing 5-for-5 on PATs and had four touchbacks. **vs. L.A. Rams (12/1):** Handled kicking duties, finishing 2-for-3 on FGs (both from 54 yards out), had one touchback, and recorded one coverage tackle. Grupe has now kicked 50+ yard field goals twice in the same contest twice in the 2024 campaign and has three total in his career. **at N.Y. Giants (12/8):** Handled kicking duties, finishing 0-for-2 on FGs, 2-for-2 on PATs and had one touchback. Had the first blocked kick of his career on the final play of the first half on a 60-yard FG attempt.

**ADDITIONAL STATS: Special Teams Tackles** — (2024, 2); **Total: 2; Touchbacks** — (2023, 67), (2024, 18); **Total: 85.**

**CAREER HIGHS: Field Goals Made** — 5, at Atlanta (11/26/23); **Field Goal Attempts** — 6, at Atlanta (11/26/23); **Longest Field Goal Made** — 57, vs. Carolina (9/8/24); **PATs** — 5 (3x), last at Dallas (9/15/24); **PATs Attempted** — 6, at Dallas (9/15/24); **Field Goals Blocked** — 1, at N.Y. Giants (12/8/24); **Points** — 17, vs. Carolina (9/8/24); **Touchbacks** — 7, at Indianapolis (10/29/23).



# 2024 MINI BIOS & STATS

## 19 K Blake Grupe

			Field Goals					1-19		20-29		30-39		40-49		50+		PATs		Pts
Date	Opp.	GP	M	A	Pct.	Lg	Blk	M	A	M	A	M	A	M	A	M	A	M	A	Pts
9/8	CAR	X	4	4	100.0%	57	0	0	0	0	0	1	1	1	1	2	2	5	5	17
9/15	@DAL	X	1	1	100.0%	26	0	0	0	1	1	0	0	0	0	0	0	5	6	8
9/22	PHI	X	2	2	100.0%	38	0	0	0	0	0	2	2	0	0	0	0	0	0	6
9/29	@ATL	X	1	1	100.0%	43	0	0	0	0	0	0	0	1	1	0	0	3	3	6
10/7	@KC	X	0	0	--	--	0	0	0	0	0	0	0	0	0	0	0	1	2	1
10/13	TB	X	2	2	100.0%	42	0	0	0	1	1	0	0	1	1	0	0	2	2	8
10/17	DEN	X	1	1	100.0%	35	0	0	0	0	0	1	1	0	0	0	0	1	1	4
10/27	@LAC	X	2	3	66.7%	43	0	0	0	0	0	0	0	2	3	0	0	0	0	6
11/3	@CAR	X	3	3	100.0%	51	0	0	0	1	1	1	1	0	0	1	1	2	2	11
11/10	ATL	X	2	2	100.0%	38	0	0	0	1	1	1	1	0	0	0	0	2	2	8
11/17	CLE	X	0	0	--	--	0	0	0	0	0	0	0	0	0	0	0	5	5	5
12/1	LAR	X	2	3	66.7%	54	0	0	0	0	0	0	1	0	0	2	2	0	0	6
12/8	@NYG	X	0	2	0.0%	--	1	0	0	0	0	0	0	0	0	0	2	2	2	2
2024 Season		13	20	24	83.3%	57	1	0	0	4	4	6	7	5	6	5	7	28	30	88
Career Totals		30	50	61	82.0%	57	1	0	0	14	16	12	13	13	16	11	16	68	70	218

## 3 Jake Haener

Pos.: QB Ht.: 6-1 Wt.: 200 Exp.: 1 College: Fresno State



Regular Season Career GP/GS: (7/0); 2024: (7/0)

**2024 REVIEW:** vs. Carolina (9/8): Made NFL debut in fourth quarter. at Dallas (9/15): Saw action in fourth quarter. vs. Philadelphia (9/22): Dressed but did not play. at Atlanta (9/29): Dressed but did not play. at Kansas City (10/7): Relieved an injured Derek Carr in fourth quarter, finishing two-of-seven passing for 17 yards and had two rushes for 11 yards. vs. Tampa Bay (10/13): Dressed but did not play. vs. Denver (10/17): Relieved Spencer Rattler in the fourth quarter and finished three-of-four passing (75.0 pct.) for 38 yards and a TD, the first of his NFL career. at L.A. Chargers (10/27): Relieved Rattler in third quarter and finished 9-of-17 passing (52.9%) for 122 yards and had two carries for 10 yards. at Carolina (11/3): Dressed but did not play. vs. Atlanta (11/10): Dressed but did not play. vs. Cleveland (11/17): Took final snaps in victory formation. vs. L.A. Rams (12/1): Dressed but did not play. at N.Y. Giants (12/8): Relieved the injured Carr (hand) in fourth quarter.

**CAREER HIGHS:** Attempts — 17, at L.A. Chargers (10/27/24); Completions — 9, at L.A. Chargers (10/27/24); Completion Pct. — 75.0 (3-of-4), vs. Denver (10/17/24); Passing Yards — 122, at L.A. Chargers (10/27/24); Long Pass — 36, at L.A. Chargers (10/27/24); Passing TDs — 1, vs. Denver (10/17/24); Passer Rating — 143.8, vs. Denver (10/17/24); Rushes — 3, at Dallas (10/17/24); Rushing Yards — 11, at Kansas City (10/7/24); Long Rush — 9, at Kansas City (10/17/24).



# 2024 MINI BIOS & STATS

## 3 QB Jake Haener

				Passing								Rushing				
Date	Opp.	GP	ST	Comp	Att	Pct.	Yards	TD	INT	Lg	Rating	Att	Yds	Avg.	Lg	TD
9/8	CAR	X		0	1	0.0%	0	0	0	0	39.6	0	0	0	0	0
9/15	@DAL	X		0	0	0.0%	0	0	0	0	0.0	3	-3	-3	-3	0
9/22	PHI			Dressed but did not play												
9/29	@ATL			Dressed but did not play												
10/7	@KC	X		2	7	28.6%	17	0	0	11	39.6	2	11	5.5	9	0
10/13	TB			Dressed but did not play												
10/17	DEN	X		3	4	75.0%	38	1	0	17	143.8	0	0	0	0	0
10/27	@LAC	X		9	17	52.9%	122	0	0	36	76.1	2	10	5.0	5	0
11/3	@CAR			Dressed but did not play												
11/10	ATL			Dressed but did not play												
11/17	CLE	X		0	0	0.0%	0	0	0	0	0.0	0	0	0	0	0
12/1	LAR			Dressed but did not play												
12/8	@NYG	X		0	0	0	0	0	0	0	0	0	0	0	0	0
2024 Season		7	0	14	29	48.3%	177	1	0	36	79.2	7	18	0.4	9	0
Career Totals		7	0	14	29	48.3%	177	1	0	36	79.2	7	18	0.4	9	0

## 5 Will Harris

Pos.: DB Ht.: 6-1 Wt.: 206 Exp.: 6 College: Boston College



Regular Season Career GP/GS: (90/49); 2024: (9/9)

**2024 REVIEW: vs. Carolina (9/8):** Started at SS and played on special teams in Black and Gold debut, finishing with a tackle, an interception, a pass breakup, and a coverage stop. Interception came on the first defensive play of season, setting up a Blake Grupe 57-yard field goal and set the tone for the Saints defense in opener. **at Dallas (9/15):** Started at SS and played on special teams, finishing with four tackles (three solo) and one pass breakup. **vs. Philadelphia (9/22):** Started at SS and played on special teams, recording six solo stops, including one stop for a loss. **at Atlanta (9/29):** Started at SS and played on special teams, finishing with two solo tackles and a pass breakup. **at Kansas City (10/7):** Started and SS and played on special teams, recording two tackles (one solo). Left in third quarter (hamstring). Placed on Injured Reserve, (10/12). Activated, (11/9). **vs. Atlanta (11/10):** Started at SS and recorded eight tackles (three solo). **vs. Cleveland (11/17):** Started at SS and played on special teams, finishing with five tackles (two solo). **vs. L.A. Rams (12/1):** Started at SS and played on special teams, recording six tackles (five solo). **at N.Y. Giants (12/8):** Started at SS and played on special teams, finishing with six tackles (five solo) and one pass breakup.

**ADDITIONAL STATS: Special Teams Tackles** — (2019, 7), (2020, 2), (2021, 2), (2022, 4), (2023, 1), (2024, 1); **Total: 17.**

**CAREER HIGHS: Tackles** — 9 (3x), last vs. Carolina (11/8/23); **Solo Tackles** — 8, vs. Green Bay (1/9/22); **Sacks** — 1, vs. Green Bay (12/29/19); **Tackles for Loss** — 1 (5x), last vs. Philadelphia (9/22/24); **Quarterback Hits** — 1 (4x), last vs. Carolina (10/8/23); **Forced Fumbles** — 1 (2x), last at N.Y. Giants (11/20/22); **Fumble Recoveries** — 1 (2x), last vs. Carolina (10/8/23); **Special Teams Tackles** — 2 (2x), last at Minnesota (9/25/22); **Passes Defensed** — 1 (18x), last at N.Y. Giants (12/8/24); **Interceptions** — 1 (3x), last vs. Carolina (9/8/24).





# 2024 MINI BIOS & STATS

5 DB Will Harris													
Date	Opp.	GP	ST	Solo	Ast	Total	Sack/Yds	INT/Yds	PD	FF	FR		
9/8	CAR	X	X	0	1	1	0.0	0.0	1	7	1	0	0
9/15	@DAL	X	X	3	1	4	0.0	0.0	0	0	1	0	0
9/22	PHI	X	X	6	0	6	0.0	0.0	0	0	0	0	0
9/29	@ATL	X	X	2	0	2	0.0	0.0	0	0	1	0	0
10/7	@KC	X	X	1	1	2	0.0	0.0	0	0	0	0	0
10/13	TB	Reserve/Injured											
10/17	DEN	Reserve/Injured											
10/27	@LAC	Reserve/Injured											
11/3	@CAR	Reserve/Injured											
11/10	ATL	X	X	3	5	8	0.0	0.0	0	0	0	0	0
11/17	CLE	X	X	2	3	5	0.0	0.0	0	0	0	0	0
12/1	LAR	X	X	5	1	6	0.0	0.0	0	0	0	0	0
12/8	@NYG	X	X	5	1	6	0.0	0.0	0	0	1	0	0
2024 Season		9	9	27	13	40	0.0	0.0	1	7	4	0	0
Saints Career		9	9	27	13	40	0.0	0.0	1	7	4	0	0
Career Totals		90	49	191	79	270	1.5	16.5	3	7	18	2	2

## 43 Matthew Hayball

Pos.: P Ht.: 6-0 Wt.: 189 Exp.: R College: Vanderbilt



Regular Season Career GP: (13); 2024: (13)

**2024 REVIEW:** **vs. Carolina (9/8):** Handled punting and holding duties in NFL debut. Punted twice for 73 yards (36.5 gross/net) and one downed inside the 20-yard line. **at Dallas (9/15):** Handled the punting and holding duties. Hayball's lone punt went for 49 yards (49.0 net) and was downed inside the 20-yard line. **vs. Philadelphia (9/22):** Handled punting and holding duties, punting four times for 162 yards (40.5 gross, 39.0 net), with a long of 52 yards and had two downed inside the 20-yard line. **at Atlanta (9/29):** Handled punting and holding duties, punting three times for 120 yards (40.0 gross/net) with a long of 48 yards and had all three punts downed inside the 20-yard line. **at Kansas City (10/7):** Handled punting and holding duties, punting four times for 199 yards (49.8 gross, 41.8 net) with a long of 53 yards and one downed inside the 20-yard line. **vs. Tampa Bay (10/13):** Handled punting and holding duties, punting six times for 266 yards (44.3 gross, 42.3 net) with a long of 58 yards and had three punts downed inside the 20-yard line. **vs. Denver (10/17):** Handled punting and holding duties, punting six times for 267 yards (44.5 gross, 39.0 net) with three downed inside the 20-yard line, a touchback and a long of 52 yards. **at L.A. Chargers (10/27):** Handled punting and holding duties, punting a career-high nine times for 437 yards (48.6 gross, 41.0 net) with a career-best five downed inside the 20-yard line, two touchbacks and a career-long of 59 yards. **at Carolina (11/3):** Handled punting and holding duties, punting four times for 169 yards (42.3 gross, 36.3 net) with a long of 50 yards and one downed inside the 20-yard line. Also converted first fake punt of NFL career, rushing for 11 yards to help set up a 51-yard field goal. **vs. Atlanta (11/10):** Handled punting and holding duties, punting five times for 224 yards (44.8 gross, 43.2 net) with a long of 51 yards and four downed inside the 20-yard line. **vs. Cleveland (11/17):** Handled punting and holding duties, punting three punts for 110 yards (36.7 gross/net) with a long of 43 yards and all three downed inside the 20-yard line. **vs. L.A. Rams (12/1):** Handled punting and holding duties, punting three times for 128 yards (42.7 gross/net) with a long of 49 yards and two downed inside the 20-yard line. **at N.Y. Giants (12/8):** Handled punting and holding duties, punting seven times for 292 yards (41.7 gross, 35.1 net) with a long of 51 yards and two downed inside the 20-yard line.

**ADDITIONAL STATS:** Rushes — (1 rush for 11 yards, 2024).

**CAREER HIGHS:** Punts — 9, at L.A. Chargers (10/27/24); Yards — 437, at L.A. Chargers (10/27/24); Gross Punting Average — 49.8, at Kansas City (10/7/24); Net Punting Average — 49.0, at Dallas (9/15/24); Punts Inside the 20-Yard Line — 5, at L.A. Chargers (10/27/24); Longest Punt — 59, at L.A. Chargers (10/27/24).



# 2024 MINI BIOS & STATS

## 43 P Matthew Hayball

Date	Opp.	GP	No	Yds	Avg	Net	TB	In20	Lg	Blk
9/8	CAR	X	2	73	36.5	36.5	0	1	38	0
9/15	@DAL	X	1	49	49.0	49.0	0	1	49	0
9/22	PHI	X	4	162	40.5	39.0	0	2	52	0
9/29	@ATL	X	3	120	40.0	40.0	0	3	48	0
10/7	@KC	X	4	199	49.8	41.8	0	1	53	0
10/13	TB	X	6	266	44.3	42.3	0	3	58	0
10/17	DEN	X	6	267	44.5	39.0	1	3	52	0
10/27	@LAC	X	9	437	48.6	41.0	2	5	59	0
11/3	@CAR	X	4	169	42.3	36.3	0	1	50	0
11/10	ATL	X	5	224	44.8	43.2	0	4	51	0
11/17	CLE	X	3	110	36.7	36.7	0	3	43	0
12/1	LAR	X	3	128	42.7	42.7	0	2	49	0
12/8	@NYG	X	7	292	41.7	35.1	0	2	51	0
2024 Season		13	57	2,496	43.8	40.5	3	31	59	0
Career Totals		13	57	2,496	43.8	40.5	3	31	59	0

## 60 Kyle Hergel

Pos.: G Ht.: 6-2 Wt.: 315 Exp.: R College: Boston College



Regular Season Career GP/GS: (6/0); 2024: (6/0)

**2024 REVIEW:** at Atlanta (9/29): Gameday elevation from the practice squad. Played on special teams in his NFL debut. at Kansas City (10/7): Signed off practice squad to active roster, (10/7). Played on special teams. vs. Tampa Bay (10/13): Played on special teams. vs. Denver (10/17): Rotated in at LG, the first offensive snaps of his NFL career, and played on special teams. at L.A. Chargers (10/27): Played on special teams. Waived, (11/2). Signed to the practice squad, (11/5). Signed to active roster, (11/30). vs. L.A. Rams (12/1): Played on special teams. Waived (12/7).

## 28 Tre Herndon

Pos.: CB Ht.: 5-11 Wt.: 185 Exp.: 7 College: Vanderbilt



Regular Season Career GP/GS: (84/34); 2024: (1/0)

**2024 REVIEW:** Signed to practice squad, (10/29). at Carolina (11/3): Gameday practice squad elevation. Played on special teams in Saints debut.

**ADDITIONAL STATS: Special Teams Tackles** — (2018, 6), (2019, 1), (2022, 2), (2023, 1); **Total: 10.**

**CAREER HIGHS: Tackles** — 9 (3x), last vs. Tennessee (12/13/20); **Solo Tackles** — 8, at Minnesota (12/6/20); **Sacks** — 1, vs. Houston (11/8/20); **Passes Defensed** — 2 (7x), last at Tampa Bay (12/24/23); **Interceptions** — 2, vs. N.Y. Jets (10/27/19); **Forced Fumbles** — 1 (2x), vs. Las Vegas (11/6/22) and vs. Kansas City (9/17/23); **Fumble Recoveries** — 1, at N.Y. Jets (12/22/22); **Special Teams Tackles** — 2, vs. Tennessee (9/23/18).

## 28 CB Tre Herndon

Date	Opp.	GP	ST	Solo	Ast	Total	Sack/Yds	INT/Yds	PD	FF	FR
11/3	@CAR	X		0	0	0	0.0 0.0	0 0	0	0	0
2024 Season		1	0	0	0	0	0.0 0.0	0 0	0	0	0
Saints Career		1	0	0	0	0	0.0 0.0	0 0	0	0	0
Career Totals		84	34	180	53	233	1.0 8.0	3 0	32	2	1



# 2024 MINI BIOS & STATS

**7 Taysom Hill**

**Pos.: TE Ht.: 6-2 Wt.: 221 Exp.: 8 College: BYU**



**Regular Season Career GP/GS:** (105/49); **2024:** (8/8)

**2024 REVIEW: vs. Carolina (9/8):** Started at TE and rotated in at QB, FB, and played on special teams in opener. Rushed five times for 35 yards and caught one pass for one yard. **at Dallas (9/15):** Started at FB and saw action at TE and QB, finishing with 18 rushing yards on three attempts and caught one pass for one yard. Left the game in the fourth quarter (chest) and did not return. **vs. Philadelphia (9/22):** Inactive (chest). **at Atlanta (9/29):** Started on offense and played on special teams in 100<sup>th</sup> career NFL game, rushing six times for 24 yards and two TDs. With his two rushing touchdowns, Hill now has 29 career rushing touchdowns, surpassing RBs Chuck Muncie and Pierre Thomas for the fifth-most in club history. Suffered abdomen injury in second quarter and did not return. **at Kansas City (10/7):** Inactive (rib). **vs. Tampa Bay (10/13):** Inactive (rib). **vs. Denver (10/17):** Inactive (rib). **at L.A. Chargers (10/27):** Started and played on special teams in first game back from injury, finishing with four rushes for 20 yards, two catches for 21 yards, and completed his lone pass attempt for three yards. On special teams, Hill rushed a failed punt attempt and helped the punt team secure a safety, the first time the Black and Gold have forced a safety since the 2020 season against the Kansas City Chiefs. **at Carolina (11/3):** Started at TE and played on special teams, finishing with five carries for 19 yards and a TD, four receptions for 41 yards, and 0-for-1 passing. With his rushing touchdown, Hill now has 41 career touchdowns, moving into a tie for ninth in club record books with RB Pierre Thomas. **vs. Atlanta (11/10):** Started at TE and played on special teams, finishing with four carries for 14 yards and had two catches for 36 yards. **vs. Cleveland (11/17):** Started at TE and played on special teams, having the best statistical performance of his career. Rushed seven times for a career-high 138 yards (career-high 19.7 avg.) with three touchdowns, tying a career high. As a receiver, Had a team-high and career-best eight receptions for 50 yards and had one kickoff return for 42 yards. Also went one-of-two passing for 18 yards. Hill's 188 scrimmage yards and 230 all-purpose yards also marked new career-bests. Became the first player with three rushing touchdowns, 50 receiving yards and one pass completion in a game since former Kansas City Chiefs RB Ed Podolak on November 25, 1971 at Detroit. He became the first non-running back in NFL history with at least 125 rushing yards and three rushing touchdowns in a game. Combined with his performance against Seattle in Week Five of the 2022 season where he rushed for 112 yards and three rushing touchdowns, he is the first non-running back ever with multiple career games with at least 100 rushing yards and three rushing touchdowns. **vs. L.A. Rams (12/1):** Started at TE and played on special teams, recording five receptions for a team-best 37 yards and rushed five times for 10 yards. Left in fourth quarter (knee). Placed on Injured Reserve, (12/6).

**ADDITIONAL STATS: Special Teams Tackles** — (2017, 4), (2018, 6), (2019, 2), (2021, 1); (2023, 2); **Total: 15; Blocked Punts** — (2018, 1); **Total: 1.**

**CAREER HIGHS: Passing Attempts** — 41, vs. Dallas (12/2/21); **Completions** — 28, at Philadelphia (12/13/20); **Passing Yards** — 291, at Philadelphia (12/13/20); **Long Completion** — 70, vs. Dallas (12/2/21); **Passing TDs** — 2 (3x), last vs. Dallas (12/2/21); **Interceptions** — 4, vs. Dallas (12/2/21); **Receptions** — 8, vs. Cleveland (11/17/24); **Receiving Yards** — 63, vs. Arizona (10/27/19); **Long Reception** — 45, at Carolina (12/29/19); **Receiving TDs** — 1 (11x), last at Tampa Bay (12/31/23); **Rushes** — 14, at Atlanta (12/6/20); **Rushing Yards** — 138, vs. Cleveland (11/17/24); **Long Rush** — 75t, vs. Cleveland (11/17/24); **Rushing TDs** — 3 (2x), vs. Cleveland (11/17/24) and vs. Seattle (10/9/22); **Kickoff Returns** — 3 (2x), vs. Seattle (10/9/22) and at Atlanta (9/23/18); **Kickoff Return Yards** — 69, vs. Seattle (10/9/22); **Long Kickoff Return** — 47, vs. Cleveland (10/6/18); **Special Teams Tackles** — 2 (2x), last at Baltimore (10/21/18); **Special Teams Fumble Recoveries** — 1, vs. Seattle (10/9/22); **Total: 1; Blocked Punts** — 1, at Tampa Bay (12/9/18).



# 2024 MINI BIOS & STATS

## 7 TE Taysom Hill

				Rushing					Receiving					Passing							
Date	Opp.	GP	ST	Att	Yds	Avg.	Lg	TD	Rec	Yds	Avg.	Lg	TD	Comp	Att	Pct.	Yards	TD	INT	Lg	Rating
9/8	CAR	X	X	5	35	7.0	12	0	1	1	1.0	1	0	0	0	0%	0	0	0	0	0.0
9/15	@DAL	X	X	3	18	6.0	9	0	1	1	1.0	1	0	0	0	0%	0	0	0	0	0.0
9/22	PHI	Inactive																			
9/29	@ATL	X	X	6	24	4.0	7	2	0	0	0.0	0	0	0	0	0%	0	0	0	0	0.0
10/7	@KC	Inactive																			
10/13	TB	Inactive																			
10/17	DEN	Inactive																			
10/27	@LAC	X	X	4	20	5.0	8	0	2	21	10.5	14	0	1	1	100%	3	0	0	3	79.2
11/3	@CAR	X	X	5	19	3.8	7t	1	4	41	10.3	15	0	0	1	0%	0	0	0	0	39.6
11/10	ATL	X	X	4	14	3.5	6	0	2	36	18.0	34	0	0	0	0%	0	0	0	0	0.0
11/17	CLE	X	X	7	138	19.7	75t	3	8	50	6.3	14	0	1	2	50%	18	0	1	18	41.7
12/1	LAR	X	X	5	10	2.0	3	0	5	37	7.4	21	0	0	0	0%	0	0	0	0	0.0
12/8	@NYG	Reserve/Injured																			
2024 Season		8	8	39	278	7.1	75t	6	23	187	8.1	34	0	2	4	100%	21	0	1	18	26.0
Career Totals		105	49	437	2,437	5.6	75t	33	99	943	9.5	45t	12	193	302	63.9%	2,369	11	9	70t	87.7

## 85 Dallin Holker

Pos.: TE Ht.: 6-3 Wt.: 241 Exp.: R College: Colorado State



Regular Season Career GP/GS: (8/1); 2024: (8/1)

**2024 REVIEW:** vs. Carolina (9/8): Inactive (ankle). at Dallas (9/15): Inactive. vs. Philadelphia (9/22): Dressed but did not play. at Atlanta (9/29): Inactive. at Kansas City (10/7): Made his first NFL start on offense. vs. Tampa Bay (10/13): Rotated in on offense and played on special teams. vs. Denver (10/17): Rotated in on offense and played on special teams. at L.A. Chargers (10/27): Inactive. at Carolina (11/3): Rotated in on offense and played on special teams, finishing with one coverage tackle, the first of his career. vs. Atlanta (11/10): Rotated in on offense and played on special teams. vs. Cleveland (11/17): Rotated in on offense and played on special teams. vs. L.A. Rams (12/1): Rotated in on offense and played on special teams. at N.Y. Giants (12/8): Rotated in on offense and played on special teams, finishing with one catch for 10 yards, his first career reception.

**ADDITIONAL STATS:** Special Teams Tackles — (2024, 1); Total: 1.

**CAREER HIGHS:** Receptions — 1, at N.Y. Giants (12/8/24); Receiving Yards — 10, at N.Y. Giants (12/8/24); Long Reception — 10, at N.Y. Giants (12/8/24).

85 TE Dallin Holker				Receiving						
Date	Opp.	GP	ST	Rec	Yds	Avg.	Lg	TD		
9/8	CAR	Inactive								
9/15	@DAL	Inactive								
9/22	PHI	Dressed but did not play								
9/29	@ATL	Inactive								
10/7	@KC	X	X	0	0	0.0	0	0		
10/13	TB	X		0	0	0.0	0	0		
10/17	DEN	X		0	0	0.0	0	0		
10/27	@LAC	Inactive								
11/3	@CAR	X		0	0	0.0	0	0		
11/10	ATL	X		0	0	0.0	0	0		
11/17	CLE	X		0	0	0.0	0	0		
12/1	LAR	X		0	0	0.0	0	0		
12/8	@NYG	X		1	10	10.0	10	0		
2024 Season		8	1	1	10	10.0	10	0		
Career Totals		8	1	1	10	10.0	10	0		



# 2024 MINI BIOS & STATS

## 31 Jordan Howden

Pos.: DB Ht.: 6-0 Wt.: 209 Exp.: 2 College: Minnesota



Regular Season Career GP/GS: (29/11); 2024: (13/4)

**2024 REVIEW:** vs. **Carolina (9/8):** Rotated in at SS and played on special teams, finishing with three tackles, one pass breakup, and an interception, the first of his NFL career. **at Dallas (9/15):** Rotated in at SS and played on special teams, recording two tackles (one solo). **vs. Philadelphia (9/22):** Rotated in at SS and played on special teams, finishing with one solo tackle. **at Atlanta (9/29):** Rotated in at SS and played on special teams, recording one defensive tackle. **at Kansas City (10/7):** Rotated in at SS and played on special teams, finishing with one coverage tackle, the first of his career. **vs. Tampa Bay (10/13):** Made his first start of the 2024 season at SS and played on special teams, recording a team-high ten tackles (three solo), tying a career-best, and recorded one coverage tackle. **vs. Denver (10/17):** Started at SS and played on special teams, finishing with a team-high eight tackles (four solo). **at L.A. Chargers (10/27):** Made the 10<sup>th</sup> start of his career at SS and played on special teams, recording five tackles (four solo). **at Carolina (11/3):** Started at SS and played on special teams in his 25<sup>th</sup> career NFL game, finishing with six tackles (one solo), including one stop for a loss. **vs. Atlanta (11/10):** Rotated in at SS and played on special teams, recording one solo tackle. Suffered a shoulder injury in the second quarter but returned in the third quarter. **vs. Cleveland (11/17):** Rotated in at SS and played on special teams, finishing with three solo tackles. **vs. L.A. Rams (12/1):** Rotated in at SS and played on special teams. **at N.Y. Giants (12/8):** Rotated in at SS and played on special teams, recording one solo tackle.

**ADDITIONAL STATS: Special Teams Tackles** — (2024, 2); **Total: 2.**

**CAREER HIGHS: Tackles** — 10 (2x), vs. Tampa Bay (10/13/24) and vs. Carolina (12/10/23); **Solo Tackles** — 7, vs. Carolina (12/10/23); **Passes Defensed** — 2, at New England, (10/29/23); **Interceptions** — 1, vs. Carolina (9/8/24); **Sacks** — 1, vs. Carolina (12/10/23); **Tackles for Loss** — 1 (2x), at Carolina (11/3/24) and vs. Carolina (12/10/23); **Quarterback Hits** — 1, vs. Detroit (12/3/23); **Forced Fumbles** — 1, vs. Carolina (12/10/23); **Special Teams Tackles** — 1, at Kansas City (10/7/24).

31 DB Jordan Howden													
Date	Opp.	GP	ST	Solo	Ast	Total	Sack/Yds	INT/Yds	PD	FF	FR		
9/8	CAR	X		1	2	3	0.0	0.0	1	-5	1	0	0
9/15	@DAL	X		1	1	2	0.0	0.0	0	0	0	0	0
9/22	PHI	X		1	0	1	0.0	0.0	0	0	0	0	0
9/29	@ATL	X		0	1	1	0.0	0.0	0	0	0	0	0
10/7	@KC	X		0	0	0	0.0	0.0	0	0	0	0	0
10/13	TB	X	X	3	7	10	0.0	0.0	0	0	0	0	0
10/17	DEN	X	X	4	4	8	0.0	0.0	0	0	0	0	0
10/27	@LAC	X	X	4	1	5	0.0	0.0	0	0	0	0	0
11/3	@CAR	X	X	1	5	6	0.0	0.0	0	0	0	0	0
11/10	ATL	X		1	0	1	0.0	0.0	0	0	0	0	0
11/17	CLE	X		3	0	3	0.0	0.0	0	0	0	0	0
12/1	LAR	X		0	0	0	0.0	0.0	0	0	0	0	0
12/8	@NYG	X		1	0	1	0.0	0.0	0	0	0	0	0
2024 Season		13	4	20	21	41	0.0	0.0	1	-5	1	0	0
Career Totals		29	11	43	41	84	1.0	12.0	1	-5	6	1	0

## 47 Khaleke Hudson

Pos.: LB Ht.: 6-0 Wt.: 220 Exp.: 5 College: Michigan



Regular Season Career GP/GS: (59/12); 2024: (1/0)

**2024 REVIEW:** vs. **Carolina (9/8):** Gameday elevation from the practice squad. Played on special teams. Signed off the practice squad by the Cleveland Browns, (9/9).



# 2024 MINI BIOS & STATS

47 LB Khaleke Hudson												
Date	Opp.	GP	ST	Solo	Ast	Total	Sack/Yds	INT/Yds	PD	FF	FR	
9/8	CAR	X		0	0	0	0.0	0.0	0	0	0	
2024 Season		1	0	0	0	0	0.0	0.0	0	0	0	
Saints Career		1	0	0	0	0	0.0	0.0	0	0	0	
Career Totals		59	12	51	39	90	1.0	3.0	0	0	2	

## 52 D'Marco Jackson

Pos.: LB Ht.: 6-1 Wt.: 233 Exp.: 3 College: Appalachian State



Regular Season Career GP/GS: (27/0); 2024: (10/0)

**2024 REVIEW:** vs. **Carolina (9/8):** Inactive (calf). **at Dallas (9/15):** Inactive (calf). **vs. Philadelphia (9/22):** Inactive (calf). **at Atlanta (9/29):** Rotated in at WLB and played on special teams in season debut, finishing with three tackles (one solo). **at Kansas City (10/7):** Rotated in at SLB and played on special teams, recording three tackles (two solo) and one coverage stop. **vs. Tampa Bay (10/13):** Played on special teams. Finished with one coverage tackle. **vs. Denver (10/17):** Played on special teams. **at L.A. Chargers (10/27):** Played on special teams. Finished with one coverage tackle. **at Carolina (11/3):** Played on special teams and recorded a career-high three coverage tackles. **vs. Atlanta (11/10):** Played on special teams. Finished with two coverage tackles. **vs. Cleveland (11/17):** Played on special teams in 25<sup>th</sup> career game. **vs. L.A. Rams (12/1):** Played on special teams. **at N.Y. Giants (12/8):** Played on special teams. Left game in second quarter (ankle) and did not return.

**ADDITIONAL STATS: Special Teams Tackles** — (2023, 8), (2024, 8); **Total: 16; Special Teams Fumble Recoveries** — (2023, 1); **Total: 1.**

**CAREER HIGHS: Tackles** — 3 (2x), at Kansas City (10/7/24) and at Atlanta (9/29/24); **Solo Tackles** — 2, at Kansas City (10/7/24); **Special Teams Tackles** — 3, at Carolina (11/3/24); **Special Teams Fumble Recoveries** — 1, vs. Carolina (12/10/23).

52 LB D'Marco Jackson												
Date	Opp.	GP	ST	Solo	Ast	Total	Sack/Yds	INT/Yds	PD	FF	FR	
9/8	CAR	Inactive										
9/15	@DAL	Inactive										
9/22	PHI	Inactive										
9/29	@ATL	X		1	2	3	0.0	0.0	0	0	0	
10/7	@KC	X		2	1	3	0.0	0.0	0	0	0	
10/13	TB	X		0	0	0	0.0	0.0	0	0	0	
10/17	DEN	X		0	0	0	0.0	0.0	0	0	0	
10/27	@LAC	X		0	0	0	0.0	0.0	0	0	0	
11/3	@CAR	X		0	0	0	0.0	0.0	0	0	0	
11/10	ATL	X		0	0	0	0.0	0.0	0	0	0	
11/17	CLE	X		0	0	0	0.0	0.0	0	0	0	
12/1	LAR	X		0	0	0	0.0	0.0	0	0	0	
12/8	@NYG	X		0	0	0	0.0	0.0	0	0	0	
2024 Season		10	0	3	3	6	0.0	0.0	0	0	0	
Career Totals		27	0	4	6	10	0.0	0.0	0	0	0	

## 80 Jermaine Jackson

Pos.: WR/RS Ht.: 5-7 Wt.: 170 Exp.: R College: Idaho



Regular Season Career GP/GS: (4/0); 2024: (4/0)

**2024 REVIEW:** Signed to the practice squad, (10/1). **vs. Denver (10/17):** Signed to the active roster off practice squad, (10/17). Handled return duties in NFL debut, returning a punt 13 yards and had four kickoff returns for 100 yards. **at L.A. Chargers (10/27):** Handled return duties, returning four punts for 30 yards and one kick for 22 yards. **at Carolina**



# 2024 MINI BIOS & STATS

**(11/3):** Saw first regular season NFL game action on offense and handled return duties, rushing once for a one yard loss, returning one punt for seven yards and two kicks for 40 yards. **vs. Atlanta (11/10):** Handled return duties, finishing with one punt return for 18 yards and a 25-yard kickoff return. Waived, (11/16). Signed to practice squad, (11/19).

**ADDITIONAL STATS: Rushes** — (1 rush for -1 yards, 2024).

**CAREER HIGHS: Punt Returns** — 4, at L.A. Chargers (10/27/24); **Punt Return Yards** — 30, at L.A. Chargers (10/27/24); **Kickoff Returns** — 4, vs. Denver (10/17/24); **Punt Returns** — 100, vs. Denver (10/17/24); **Rushes** — 1, at Carolina (11/3/24).

80 WR/RS Jermaine Jackson													
		Punt Returns							Kickoff Returns				
Date	Opp.	GP	ST	Ret	Yds	Avg.	Lg	TD	Ret	Yds	Avg.	Lg	TD
10/17	DEN	X		1	13	13.0	13	0	4	100	25.0	32	0
10/27	@LAC	X		4	30	7.5	18	0	1	22	22.0	22	0
11/3	@CAR	X		1	7	7.0	7	0	2	40	20.0	24	0
11/10	ATL	X		1	18	18.0	18	0	1	25	25.0	25	0
2024 Season		4	0	7	68	9.7	18	0	8	187	23.4	32	0
Career Totals		4	0	7	68	9.7	18	0	8	187	23.4	32	0

## 27 Shemar Jean-Charles

**Pos.:** CB **Ht.:** 5-10 **Wt.:** 184 **Exp.:** 4 **College:** Appalachian State



**Regular Season Career GP/GS:** (33/2); **2024:** (5/2)

**2024 REVIEW:** Signed to the practice squad, (10/22). Signed to the active roster (11/2). **at Carolina (11/3):** Made his first career start at RCB in place of the injured Kool-Aid McKinstry and recorded two tackles, one pass breakup and an interception, the first of his NFL career. **vs. Atlanta (11/10):** Started at RCB and finished with a career-best seven tackles (four solo). **vs. Cleveland (11/17):** Played on special teams. **vs. L.A. Rams (12/1):** Played on special teams and recorded one coverage tackle, his first of the 2024 campaign. **at N.Y. Giants (12/8):** Played on special teams.

**ADDITIONAL STATS: Special Teams Tackles** — (2021, 6), (2022, 3), (2023, 4), (2024, 1); **Total: 14.**

**CAREER HIGHS: Tackles** — 7, vs. Atlanta (11/10/24); **Solo Tackles** — 4, vs. Atlanta (11/10/24); **Interceptions** — 1, at Carolina (11/3/24); **Passes Defensed** — 1, at Carolina (11/3/24); **Special Teams Tackles** — 2, at Cleveland (10/15/23).

27 CB Shemar Jean-Charles												
Date	Opp.	GP	ST	Solo	Ast	Total	Sack/Yds	INT/Yds	PD	FF	FR	
11/3	@CAR	X	X	1	1	2	0.0	0.0	1	0	1	0
11/10	ATL	X	X	4	3	7	0.0	0.0	0	0	0	0
11/17	CLE	X		0	0	0	0.0	0.0	0	0	0	0
12/1	LAR	X		0	0	0	0.0	0.0	0	0	0	0
12/8	@NYG	X		0	0	0	0.0	0.0	0	0	0	0
2024 Season		4	2	5	4	9	0.0	0.0	1	0	1	0
Saints Career		7	2	5	4	9	0.0	0.0	1	0	1	0
Career Totals		32	2	8	4	12	0.0	0.0	1	0	1	0

## 83 Juwan Johnson

**Pos.:** TE **Ht.:** 6-4 **Wt.:** 233 **Exp.:** 5 **College:** Oregon



**Regular Season Career GP/GS:** (63/32); **2024:** (13/3)

**2024 REVIEW:** **vs. Carolina (9/8):** Rotated in on offense and special teams, finishing with two receptions for 26 yards and a TD in the opener. Also got his hands on a punt in the fourth quarter, setting up a short field and a rushing TD early



# 2024 MINI BIOS & STATS

in the fourth quarter. **at Dallas (9/15):** Rotated in on offense and special teams. **vs. Philadelphia (9/22):** Rotated in on offense and special teams. **at Atlanta (9/29):** Rotated in on offense and special teams, catching two passes for 13 yards. **at Kansas City (10/7):** Made his first start of the 2024 season on offense and played on special teams, catching five passes for 31 yards. **vs. Tampa Bay (10/13):** Started and finished with three catches for 48 yards. **vs. Denver (10/17):** Rotated in on offense and had three catches for 18 yards. **at L.A. Chargers (10/27):** Started and finished with three catches for 48 yards. **at Carolina (11/3):** Rotated in on offense and special teams, finishing with two catches for 41 yards. **vs. Atlanta (11/10):** Rotated in on offense and special teams, finishing with two catches for 22 yards. **vs. Cleveland (11/17):** Rotated in on offense and played on special teams, recording three catches for 30 yards with a touchdown. **vs. L.A. Rams (12/1):** Rotated in on offense and special teams, finishing with five catches for 36 yards. **at N.Y. Giants (12/8):** Rotated in on offense and special teams, catching four passes for 50 yards and a touchdown, his third of 2024.

**ADDITIONAL STATS: Special Teams Tackles** — (2021, 1), (2022, 1); **Total: 2.**

**CAREER HIGHS: Receptions** — 8, at Tampa Bay (12/31/23); **Receiving Yards** — 90, at Tampa Bay (12/31/23); **Long Reception** — 41, vs. Baltimore (11/7/22); **TD Receptions** — 2 (3x), last vs. Atlanta (12/18/22); **Special Teams Tackles** — 1, at Carolina (9/25/22).

83 TE Juwan Johnson				Receiving				
Date	Opp.	GP	ST	Rec	Yds	Avg.	Lg	TD
9/8	CAR	X		2	26	13.0	16†	1
9/15	@DAL	X		0	0	0.0	0	0
9/22	PHI	X		0	0	0.0	0	0
9/29	@ATL	X		2	13	13.0	8	0
10/7	@KC	X	X	5	31	6.2	11	0
10/13	TB	X	X	3	48	16.0	27	0
10/17	DEN	X		3	18	6.0	12	0
10/27	@LAC	X	X	3	48	16.0	22	0
11/3	@CAR	X		2	41	20.5	25	0
11/10	ATL	X		2	22	11.0	16	0
11/17	CLE	X		3	30	10.0	20	1
12/1	LAR	X		5	36	7.2	21	0
12/8	@NYG	X		4	50	12.5	30	1
2024 Season		13	3	34	363	10.7	30	3
Career Totals		63	32	130	1,437	11.1	41†	18

## 94 Cameron Jordan

**Pos.:** DE **Ht.:** 6-4 **Wt.:** 287 **Exp.:** 14 **College:** California



**Regular Season Career GP/GS:** (222/221); **2024:** (13/13)

**2024 REVIEW: vs. Carolina (9/8):** Started at LDE in opener, finishing with one tackle. Appeared in his 210<sup>th</sup> game on Sunday and is now tied for 32<sup>nd</sup> among defensive lineman with DE Elvin Bethea (Pro Football Hall of Fame Class of 2003). **at Dallas (9/15):** Started at LDE, recording one solo tackle and one pass breakup. Played in his 211<sup>th</sup> career game and is now tied with DL Trace Armstrong for 31<sup>st</sup> all-time in NFL history. **vs. Philadelphia (9/22):** Started at LDE. Played in his 212<sup>th</sup> career game on Sunday. **at Atlanta (9/29):** Started at LDE, recording one tackle. Played in 213<sup>th</sup> career game, moving into a tie with Steve McMichael (Pro Football Hall of Fame Class of 2024) and Henry Thomas for 29<sup>th</sup> all-time for games played among NFL defensive linemen. **at Kansas City (10/7):** Started at LDE. Finished with two tackles (one solo) and one QB hit. **vs. Tampa Bay (10/13):** Started at LDE, recording one tackle and one interception. Jordan's interception in the second quarter was his first since the 2017 season against Detroit and the third of his career. **vs. Denver (10/17):** Started at LDE and finished three tackles (one solo). **at L.A. Chargers (10/27):** Started at LDE. Played in his 217<sup>th</sup> career regular season game and moved into sole possession of 25<sup>th</sup> all-time in games played among defensive linemen. **at Carolina (11/3):** Started at LDE. Finished with one solo tackle. Played in his 218<sup>th</sup> career game and moved into a tie for 22<sup>nd</sup> in games played among NFL defensive linemen with Pro Football Hall of Famers Dwight





# 2024 MINI BIOS & STATS

Freene (Class of 2024) and Alan Page (Class of 1988) along with stalwart NT Joe Nash. **vs. Atlanta (11/10):** Started at LDE and finished with three tackles (two solo) and a sack. Jordan's sack of QB Kirk Cousins, Jordan now has 24 sacks against the Falcons, moving into a tie for sixth all-time against a single opponent with Pro Football Hall of Fame DE Reggie White (Class of 2006), who had 24 against the New York Giants. **vs. Cleveland (11/17):** Started at LDE and recorded three tackles (one solo) with a QB hit and one pass breakup. Played in his 220<sup>th</sup> career game and moved into sole possession of 20<sup>th</sup> place in games played among NFL defensive linemen past Pro Football Hall of Fame DT John Randle (Class of 2010) and stalwart DT Jeff Zgonina. **vs. L.A. Rams (12/1):** Started at LDE and finished with two tackles (one solo). Selected as team nominee for NFL Walter Payton Man of the Year award. **at N.Y. Giants (12/8):** Started at LDE and recorded one tackle, one pass breakup, and two QB hits. Jordan played in his 222<sup>nd</sup> career regular season game and moved into sole possession of 19<sup>th</sup> all-time in games played among NFL defensive linemen past Justin Smith.

**ADDITIONAL STATS: Blocked Field Goals** — (2015, 1); **Total: 1.**

**CAREER HIGHS: Tackles** — 13, vs. Washington (9/9/12); **Sacks** — 4, at Atlanta (11/28/19); **Tackles for Loss** — 4, at Atlanta (11/28/19); **Quarterback Hits** — 6, vs. Philadelphia (11/5/12); **Interceptions** — 1 (3x), last vs. Tampa Bay (10/13/24); **Long Interception Return** — 6, at Pittsburgh (11/30/14); **Interception Return TDs** — 1, vs. Detroit (10/15/17); **Passes Defensed** — 4, vs. N.Y. Jets (12/17/17); **Forced Fumbles** — 1 (15x), last at Philadelphia (1/1/23); **Fumble Recoveries** — 1 (11x), last at New England (10/8/23); **Blocked Field Goals** — 1, vs. Atlanta (1/3/16).

94 DE Cameron Jordan													
Date	Opp.	GP	ST	Solo	Ast	Total	Sack/Yds		INT/Yds	PD	FF	FR	
9/8	CAR	X	X	0	1	1	0.0	0.0	0	0	0	0	0
9/15	@DAL	X	X	1	0	1	0.0	0.0	0	0	1	0	0
9/22	PHI	X	X	0	0	0	0.0	0.0	0	0	0	0	0
9/29	@ATL	X	X	0	1	1	0.0	0.0	0	0	0	0	0
10/7	@KC	X	X	1	1	2	0.0	0.0	0	0	0	0	0
10/13	TB	X	X	0	1	1	0.0	0.0	1	0	1	0	0
10/17	DEN	X	X	1	2	3	0.0	0.0	0	0	0	0	0
10/27	@LAC	X	X	0	0	0	0.0	0.0	0	0	0	0	0
11/3	@CAR	X	X	1	0	1	0.0	0.0	0	0	0	0	0
11/10	ATL	X	X	2	1	3	1.0	5.0	0	0	0	0	0
11/17	CLE	X	X	1	2	3	0.0	0.0	0	0	1	0	0
12/1	LAR	X	X	1	1	2	0.0	0.0	0	0	0	0	0
12/8	@NYG	X	X	0	1	1	0.0	0.0	0	0	1	0	0
<b>2024 Season</b>		<b>13</b>	<b>13</b>	<b>8</b>	<b>11</b>	<b>19</b>	<b>1.0</b>	<b>5.0</b>	<b>1</b>	<b>0</b>	<b>4</b>	<b>0</b>	<b>0</b>
<b>Career Totals</b>		<b>222</b>	<b>221</b>	<b>487</b>	<b>308</b>	<b>795</b>	<b>118.5</b>	<b>784.5</b>	<b>3</b>	<b>6</b>	<b>67</b>	<b>15</b>	<b>11</b>

## 41 Alvin Kamara

**Pos.:** RB **Ht.:** 5-10 **Wt.:** 215 **Exp.:** 8 **College:** Tennessee



**Regular Season Career GP/GS:** (114/83); **2024:** (13/13)

**2024 REVIEW: vs. Carolina (9/8):** Started, leading the team in rushing with 15 rushes for 83 yards and a TD, also adding a team-high five catches for 27 yards as a receiver. Finished with 110 yards from scrimmage, making the 50<sup>th</sup> time Kamara has recorded 100+ scrimmage yards in a contest. Kamara's five receptions brings his career total to 510, tying him with Warrick Dunn for 16<sup>th</sup> all-time in league history for running backs. He also extended his team-record in touchdowns with 79 total in his career, tying him for 71<sup>st</sup> all-time with former Saints RB Terry Allen, James Brooks, Harold Carmichael (Pro Football Hall of Fame Class of 2020) and Todd Gurley II. **at Dallas (9/15):** Started and led team in offense, rushing 20 times for 115 yards with three TDs and caught two passes for 65 yards, including a 57-yard TD reception marked a new career-long. Sunday marked the 12th time Kamara has had both a rushing and receiving score in a game, surpassing Hall of Famer Jim Brown and is now tied for third with Brian Westbrook and Lenny Moore for games with both a rushing and receiving score. With 115 yards on the ground, Kamara now has nine 100-yard rushing games for the Black and Gold and now has 6,027 career rushing yards, joining Mark Ingram II (6,500) and Deuce McAllister (6,096) as only the third Saint with over 6,000 career rushing yards. With his four touchdowns, Kamara became the only Saint to have multiple games with four or more touchdowns. **vs. Philadelphia (9/22):** Started and led



# 2024 MINI BIOS & STATS

the team in rushing, finishing with 26 carries for 87 yards and had three catches for 40 yards. Kamara now has 6,114 career rushing yards and is now second in team history in rushing yards after surpassing Deuce McAllister. Kamara also has 515 career receptions, which is tied for 13<sup>th</sup> all-time among NFL running backs with Emmitt Smith (Pro Football Hall of Fame Class of 2010), and 4,351 career receiving yards, tied for 19<sup>th</sup> all-time in NFL record books among running backs after surpassing Warrick Dunn. **at Atlanta (9/29):** Started and led the team in rushing, finishing with 19 carries for 72 yards, one rushing TD and had seven receptions for 42 yards. Extended his team-record in touchdowns with 84 total and is now tied with Pro Football Hall of Fame WR Calvin Johnson (Class of 2021), Andre Rison and Herschel Walker for 59<sup>th</sup> all-time in touchdowns in NFL history. Now has 4,393 career receiving yards, moving past WR Devery Henderson into seventh place in Saints history. **at Kansas City (10/7):** Made 75<sup>th</sup> career start on offense and led the team in rushing and receptions, finishing with 11 rushes for 26 yards and six receptions for 40 yards. Kamara's six catches also brought his career reception total to 526, surpassing WR Joe Horn (2000-06) for sole possession of fourth all-time in Saints history. **vs. Tampa Bay (10/13):** Started and led team in rushing, finishing with 13 carries for 40 yards with a TD and caught five passes for 24 yards. Kamara extended his club-record in career rushing touchdowns to 60 total, now tied for 53<sup>rd</sup> all-time with Terrell Davis (Pro Football Hall of Fame Class of 2017), Ahman Green and Brandon Jacobs. Also now has 10,714 total yards from scrimmage in his career, surpassing WR Keyshawn Johnson and Pro Football Hall of Fame WR/HB Bobby Mitchell for 95<sup>th</sup> all-time in NFL history. Also now has 533 career receptions, surpassing WR Eric Martin (1985-93) for third all-time in franchise history. **vs. Denver (10/17):** Started, finishing with seven carries for ten yards and had six catches for 14 yards. Kamara now has 4,471 career receiving yards, surpassing Pro Football HOF RB Thurman Thomas (Class of 2007) for 18<sup>th</sup> all-time in NFL history among running backs. **at L.A. Chargers (10/27):** Started and led the team in rushing, finishing with ten carries for 67 yards and caught six passes for 55 yards. Now has 6,334 career rushing yards, ranked 85<sup>th</sup> all-time in league record books, surpassing LeGarrette Blount and Pro Football HOF RB Floyd Little (Class of 2010). **at Carolina (11/3):** Started and rushed 29 times for 155 yards (tying a career-high) and caught a team-best six passes for 60 yards. Kamara's career-high 215 yards from scrimmage was the fifth-highest single game total in franchise history and is the first time in his career to have over 200 scrimmage yards. Kamara surpassed Pro Football Hall of Fame RB Marshall Faulk (Class of 2011) for the most receptions by a running back in his first eight seasons in NFL history. Kamara also now has 4,586 career and surpassed Pro Football Hall of Fame RB Walter Payton (Class of 1993) for 17<sup>th</sup> place all-time among NFL running backs. **vs. Atlanta (11/10):** Started and rushed 17 times for 55 yards and caught five passes for 54 yards. Kamara now has 6,544 career rushing yards, surpassing his former teammate Ingram (6,500) for the most all-time in Saints history. Kamara's 109 scrimmage yards was the 56<sup>th</sup> career game he has recorded over 100 scrimmage yards. **vs. Cleveland (11/17):** Started and finished with 16 carries for 67 yards and had four receptions for 22 yards. Kamara's franchise-record 6,611 rushing yards now rank 78<sup>th</sup> all-time in NFLs, surpassing former Saints teammate Latavius Murray, Le'Veon Bell and Lawrence McCutcheon after his performance. **vs. L.A. Rams (12/1):** Started and finished with 23 rushes for 112 yards and caught four passes for seven yards. Extended franchise-record career rushing total to 6,723 moving past Mark van Eeghen and former Saint Chuck Muncie to move into 76<sup>th</sup> all-time in NFL history. **at N.Y. Giants (12/8):** Started and finished with 17 carries for 44 yards and a team-high five catches for 35 yards. Kamara now has 1,423 total yards from scrimmage in 2024, surpassing 1,400 scrimmage yards for the first time since his career-high total of 1,688 in 2020, and he now has 11,471 career total yards from scrimmage, ranking 81<sup>st</sup> all-time in NFL record books, surpassing WRs Keenan McCardell and Joey Galloway. Kamara also now has 4,704 career receiving yards, moving past Matt Forte for 14<sup>th</sup> all-time in NFL history among running backs. With 569 career receptions, moved into second in club record books past WR Michael Thomas.

**ADDITIONAL STATS: Kickoff Returns for Touchdowns** — (2017, 1); **Total: 1**; **Two-Point Conversions** — (2017, 1), (2018, 3), (2023, 3); **Total: 7**.

**CAREER HIGHS: Receptions** — 15, at Atlanta (9/23/18); **Receiving Yards** — 139, vs. Green Bay (9/27/20); **Long Reception** — 57t, at Dallas (9/15/24); **Receiving TDs** — 2 (2x), vs. Green Bay (9/27/20) and vs. Las Vegas (10/30/22); **Rushes** — 30, at Atlanta (1/9/22); **Rushing Yards** — 155 (2x), at Carolina (11/3/24) and vs. Minnesota (12/25/20); **Long Rush** — 74, at L.A. Rams (11/26/17); **Rushing TDs** — 6-Tied NFL Record, vs. Minnesota (12/25/20); **Total TDs** — 6 – Tied NFL Record, vs. Minnesota (12/25/20); **Total Yards From Scrimmage** — 215, at Carolina (11/3/24); **Punt Returns** — 3 (4x), last at Washington (10/10/21); **Punt Return Yards** — 32, at Tampa Bay (11/17/19); **Long Punt Return** — 27, at Tampa Bay (11/17/19); **Kickoff Returns** — 4, at Tampa Bay (12/31/17); **Kickoff Return Yards** — 155, at Tampa Bay (12/31/17); **Long Kickoff Return** — 106t, at Tampa Bay (12/31/17); **Total TDs** — 6-Tied NFL Record, vs. Minnesota (12/25/20).



# 2024 MINI BIOS & STATS

41 RB Alvin Kamara													
Date	Opp.	GP	ST	Rushing					Receiving				
				Att	Yds	Avg.	Lg	TD	Rec	Yds	Avg.	Lg	TD
9/8	CAR	X	X	15	83	5.5	17	1	5	27	5.4	18	0
9/15	@DAL	X	X	20	115	5.8	15	3	2	65	32.5	57t	1
9/22	PHI	X	X	26	87	3.3	16	0	3	40	13.3	27	0
9/29	@ATL	X	X	19	77	5.1	15	1	7	42	6.0	11	0
10/7	@KC	X	X	11	26	2.4	9	0	6	40	6.7	14	0
10/13	TB	X	X	13	40	3.1	7	1	5	24	4.8	8	0
10/17	DEN	X	X	7	10	1.4	6	0	6	14	3.0	6	0
10/27	@LAC	X	X	10	67	6.7	24	0	6	55	9.2	37	0
11/3	@CAR	X	X	29	155	5.3	20	0	6	60	10.0	20	0
11/10	ATL	X	X	17	55	3.2	11	0	5	54	10.8	31	0
11/17	CLE	X	X	16	67	4.2	18	0	4	22	5.5	18	0
12/1	LAR	X	X	23	112	4.9	13	0	4	7	1.8	8	0
12/8	@NYG	X	X	17	44	2.6	16	0	5	35	7.0	11	0
2024 Season		13	13	223	938	4.2	24	6	64	485	7.6	57t	1
Career Totals		114	83	1,538	6,767	4.4	74	60	569	4,704	8.3	57t	24

## 23 Marshon Lattimore

Pos.: CB Ht.: 6-0 Wt.: 192 Exp.: 8 College: Ohio State



Regular Season Career GP/GS: (97/97); 2024: (7/7)

**2024 REVIEW: vs. Carolina (9/8):** Started at RCB in the season opener, finishing with two solo tackles. Lattimore injured his hamstring in the third quarter and did not return to the contest. **at Dallas (9/15):** Inactive (hamstring/hip). **vs. Philadelphia (9/22):** Started at RCB in his return from injury, recording two tackles (one solo). **at Atlanta (9/29):** Started at RCB and finished with five tackles (three solo) with one pass breakup. **at Kansas City (10/7):** Started at RCB and recorded five tackles (four solo). **vs. Tampa Bay (10/13):** Started at RCB and finished with ten tackles (six solo). **vs. Denver (10/17):** Started at RCB and recorded four solo tackles. Suffered a hamstring injury in the third quarter and did not return. **at L.A. Chargers (10/27):** Started at RCB and finished with two solo tackles and a pass breakup. Lattimore left the game in the fourth quarter with a hamstring injury and did not return. **at Carolina (11/3):** Inactive (hamstring). Traded to the Washington Commanders in exchange for three 2025 draft picks, (11/5).

23 CB Marshon Lattimore													
Date	Opp.	GP	ST	Solo	Ast	Total	Sack/Yds	INT/Yds	PD	FF	FR		
9/8	CAR	X	X	2	0	2	0.0	0.0	0	0	0	0	0
9/15	@DAL	Inactive											
9/22	PHI	X	X	1	1	2	0.0	0.0	0	0	0	0	0
9/29	@ATL	X	X	3	2	5	0.0	0.0	0	0	1	0	0
10/7	@KC	X	X	4	1	5	0.0	0.0	0	0	0	0	0
10/13	TB	X	X	6	4	10	0.0	0.0	0	0	0	0	0
10/17	DEN	X	X	4	0	4	0.0	0.0	0	0	0	0	0
10/27	@LAC	X	X	2	0	2	0.0	0.0	0	0	1	0	0
11/3	@CAR	Inactive											
2024 Season		7	7	22	8	30	0.0	0.0	0	0	2	0	0
Career Totals		97	97	326	79	405	0.0	0.0	15	145	88	5	5

## 66 Shane Lemieux

Pos.: G/C Ht.: 6-4 Wt.: 310 Exp.: 5 College: Oregon



Regular Season Career GP/GS: (22/14); 2024: (4/2)

**2024 REVIEW: at Atlanta (9/29):** Signed off the practice squad to the active roster, (9/25). Started at C in place of the injured Erik McCoy. Sunday's start marked Lemieux's first start as a Saint and his first start at C in the NFL. Placed on



# 2024 MINI BIOS & STATS

Injured Reserve (ankle), (10/7). Activated, (11/9). **vs. Atlanta (11/10):** Played on special teams in first game back from injury. **vs. Cleveland (11/17):** Rotated in at C in third quarter for injured Erik McCoy and played on special teams. **vs. L.A. Rams (12/1):** Started at C in place of injured McCoy. **at N.Y. Giants (12/8):** Dressed, but did not play.

## 32 Tyrann Mathieu

Pos.: S Ht.: 5-9 Wt.: 190 Exp.: 12 College: LSU



**Regular Season Career GP/GS:** (176/167); **2024:** (13/13)

**2024 REVIEW: vs. Carolina (9/8):** Started at FS, finishing with four solo tackles, a forced fumble and a fumble recovery. Mathieu's forced fumble/recovery set up a 52-yard Blake Grupe field goal. **at Dallas (9/15):** Started at FS, recording three solo tackles, two pass breakups, and an interception. Mathieu's two pass breakups brought his career total to 101 and his interception of QB Dak Prescott brought his career total to 34. **vs. Philadelphia (9/22):** Started at FS and finished with seven solo tackles, including one stop for a loss, and an interception. After Week three, Mathieu is the only defensive player in the NFL to record an interception, forced fumble and a fumble recovery. **at Atlanta (9/29):** Started at FS and recorded two tackles (one solo). Left the game in the fourth quarter with a groin injury and did not return. **at Kansas City (10/7):** Started at FS and finished with six tackles (two solo). **vs. Tampa Bay (10/13):** Started at FS and recorded one solo tackle. Left game in second quarter with a forearm injury and did not return. **vs. Denver (10/17):** Started at FS and finished with five tackles (three solo). Now has 800 career tackles. **at L.A. Chargers (10/27):** Started at FS and recorded five solo tackles. **at Carolina (11/3):** Started at FS and finished with two tackles (one solo). **vs. Atlanta (11/10):** Started at FS and recorded three solo tackles, an interception, and three pass breakups, tying a career-high. Mathieu's interception helped seal the win for New Orleans and was pivotal in the Saints' effort to snap a seven-game losing streak. Mathieu also now has 36 career interceptions, tied for first among all active NFL players with Vikings S Harrison Smith. **vs. Cleveland (11/17):** Started at FS and recorded five tackles (three solo). **vs. L.A. Rams (12/1):** Started at FS and finished with two solo tackles. Injured shoulder in third quarter and did not return. **at N.Y. Giants (12/8):** Started at FS and recorded one tackle.

**ADDITIONAL STATS: Special Teams Tackles** — (2013, 1), (2017, 4); **Total: 5.**

**CAREER HIGHS: Tackles** — 13, at San Francisco (11/29/15); **Solo Tackles** — 11 (2x), last vs. San Francisco (10/1/17); **Sacks** — 1 (11x), last vs. Atlanta (12/18/22); **Tackles for Loss** — 3, vs. Baltimore (10/26/15); **Quarterback Hits** — 2, vs. Carolina (10/6/13); **Interceptions** — 2 (4x), last at Atlanta (11/26/23); **Interceptions Returned for Touchdowns** — 1 (4x), last at New England (10/8/23); **Passes Defensed** — 3 (6x), last vs. Atlanta (11/10/24); **Forced Fumbles** — 1 (6x), last vs. Carolina (9/8/24); **Fumble Recoveries** — 1 (8x), last vs. Carolina (9/8/24); **Special Teams Tackles** — 1 (5x), last at Seattle (12/31/17).

32 S Tyrann Mathieu													
Date	Opp.	GP	ST	Solo	Ast	Total	Sack/Yds	INT/Yds	PD	FF	FR		
9/8	CAR	X	X	4	0	4	0.0	0.0	0	0	0	1	1
9/15	@DAL	X	X	3	0	3	0.0	0.0	1	0	2	0	0
9/22	PHI	X	X	7	0	7	0.0	0.0	1	23	1	0	0
9/29	@ATL	X	X	1	1	2	0.0	0.0	0	0	0	0	0
10/7	@KC	X	X	2	4	6	0.0	0.0	0	0	0	0	0
10/13	TB	X	X	1	0	1	0.0	0.0	0	0	0	0	0
10/17	DEN	X	X	3	2	5	0.0	0.0	0	0	0	0	0
10/27	@LAC	X	X	5	0	5	0.0	0.0	0	0	0	0	0
11/3	@CAR	X	X	1	1	2	0.0	0.0	0	0	0	0	0
11/10	ATL	X	X	3	0	3	0.0	0.0	1	6	3	0	0
11/17	CLE	X	X	3	2	5	0.0	0.0	0	0	0	0	0
12/1	LAR	X	X	2	0	2	0.0	0.0	0	0	0	0	0
12/8	@NYG	X	X	0	1	1	0.0	0.0	0	0	0	0	0
2024 Season		13	13	35	11	46	0.0	0.0	3	29	6	1	1
Saints Career		47	47	149	63	212	1.0	0.0	10	195	23	2	2
Career Totals		176	167	669	149	818	11.0	78.0	36	530	105	6	8



# 2024 MINI BIOS & STATS

## 78 Erik McCoy

Pos.: C/G Ht.: 6-4 Wt.: 315 Exp.: 6 College: Texas A&M



**Regular Season Career GP/GS:** (79/79); **2024:** (5/5)

**2024 REVIEW: vs. Carolina (9/8):** Made his 75<sup>th</sup> career start at C in the season opener. McCoy anchored the Saints offensive line to nine straight scoring drives to start the game, which tied a franchise record, marked the third time the Saints have done it in any game and was the first by the club in a season opener. **at Dallas (9/15):** Started at C. **vs. Philadelphia (9/22):** Started at C. Left the game in the first quarter with a groin injury and did not return. Placed on Injured Reserve (groin), (9/25). Activated off Injured Reserve, (11/16). **vs. Cleveland (11/17):** Started at C in his first game back from injury and paved the way for the Black and Gold rushing attack to run for a season-high 214 yards. Left the game in the third quarter with a groin injury and did not return. **vs. L.A. Rams (12/1):** Inactive (groin). **at N.Y. Giants (12/8):** Started at C.

## 61 Connor McGovern

Pos.: C Ht.: 6-4 Wt.: 306 Exp.: 8 College: Missouri



**Regular Season Career GP/GS:** (108/96); **2024:** (6/5)

**2024 REVIEW: at Kansas City (10/7):** Signed off the New York Jets practice squad to the active roster, (10/4). Rotated in at C and played on special teams in his Saints debut. **vs. Tampa Bay (10/13):** Made his first start as a Saint at C. **vs. Denver (10/17):** Started at C. **at L.A. Chargers (10/27):** Started at C. **at Carolina (11/3):** Started at C. **vs. Atlanta (11/10):** Started at C. Waived, (11/11).

## 14 Kool-Aid McKinstry

Pos.: CB Ht.: 5-11 Wt.: 199 Exp.: R College: Alabama



**Regular Season Career GP/GS:** (11/5); **2024:** (11/5)

**2024 REVIEW: vs. Carolina (9/8):** Made his NFL debut rotating in at CB in place of Marshon Lattimore and played on special teams, finishing with two tackles (one solo). **at Dallas (9/15):** Made first career start at RCB in place of the injured Lattimore, finishing with five tackles (four solo), including a stop for loss, and a pass breakup. **vs. Philadelphia (9/22):** Played on special teams. **at Atlanta (9/29):** Rotated in at NCB and special teams. **at Kansas City (10/7):** Rotated in at CB and special teams. **vs. Tampa Bay (10/13):** Rotated in at CB and played on special teams, finishing with three solo tackles and one pass breakup. **vs. Denver (10/17):** Rotated in at CB and played on special teams, recording three tackles (two solo). **at L.A. Chargers (10/27):** Started at LCB and played on special teams, finishing with four tackles (three solo), one pass breakup, and one coverage stop, the first of his career. **at Carolina (11/3):** Inactive (hamstring). **vs. Atlanta (11/10):** Inactive (hamstring). **vs. Cleveland (11/17):** Started at RCB in his first game back from injury. Finished with three tackles (two solo). **vs. L.A. Rams (12/1):** Started at RCB and recorded two solo tackles. **at N.Y. Giants (12/8):** Started at RCB and finished with four solo tackles and a season-best two pass breakups.

**ADDITIONAL STATS: Special Teams Tackles** — (2024, 1); **Total: 1.**

**CAREER HIGHS: Tackles** — 5, at Dallas (9/15/24); **Solo Tackles** — 3 (2x), at L.A. Chargers (10/27/24) and at Dallas (9/15/24); **Special Teams Tackles** — 1, at L.A. Chargers (10/27/24); **Passes Defensed** — 1 (3x), last at L.A. Chargers (10/27/24).



# 2024 MINI BIOS & STATS

14 CB Kool-Aid McKinstry												
Date	Opp.	GP	ST	Solo	Ast	Total	Sack/Yds	INT/Yds	PD	FF	FR	
9/8	CAR	X		1	1	2	0.0	0.0	0	0	0	0
9/15	@DAL	X	X	3	2	5	0.0	0.0	0	0	1	0
9/22	PHI	X		0	0	0	0.0	0.0	0	0	0	0
9/29	@ATL	X		0	0	0	0.0	0.0	0	0	0	0
10/7	@KC	X		0	0	0	0.0	0.0	0	0	0	0
10/13	TB	X		3	0	3	0.0	0.0	0	0	1	0
10/17	DEN	X		3	2	5	0.0	0.0	0	0	0	0
10/27	@LAC	X	X	3	1	4	0.0	0.0	0	0	1	0
11/3	@CAR	Inactive										
11/10	ATL	Inactive										
11/17	CLE	X	X	3	1	4	0.0	0.0	0	0	1	0
12/1	LAR	X	X	2	0	2	0.0	0.0	0	0	0	0
12/8	@NYG	X	X	4	0	4	0.0	0.0	0	0	2	0
2024 Season		11	5	22	7	29	0.0	0.0	0	0	6	0
Career Totals		11	5	22	7	29	0.0	0.0	0	0	6	0

## 16 Bub Means

Pos.: WR Ht.: 6-2 Wt.: 215 Exp.: R College: Pittsburgh



Regular Season Career GP/GS: (7/1); 2024: (7/1)

**2024 REVIEW:** vs. **Carolina (9/8):** Rotated in on offense and special teams in NFL debut. **at Dallas (9/15):** Rotated in on offense and special teams. **vs. Philadelphia (9/22):** Inactive. **at Atlanta (9/29):** Rotated in on offense and special teams. **at Kansas City (10/7):** Rotated in on offense and special teams. **vs. Tampa Bay (10/13):** Rotated in on offense and special teams, tying for the team-lead in catches with five for 45 yards and a TD, the first of his NFL career. Means' 10-yard TD reception from fellow rookie Spencer Rattler was the first time in franchise history a rookie QB connected with another rookie for the first score of their career. **vs. Denver (10/17):** Made first career NFL start and played on special teams, finishing with three catches for 37 yards. **at L.A. Chargers (10/27):** Rotated in on offense and caught one pass for a career-long 36 yards. Suffered ankle injury late in the fourth quarter. Placed on Injured Reserve, (11/2).

**CAREER HIGHS: Receptions** — 5, vs. Tampa Bay (10/13/24); **Receiving Yards** — 45, vs. Tampa Bay (10/13/24); **Long Reception** — 36, at L.A. Chargers (10/27/24).

16 WR Bub Means									
Date	Opp.	GP	ST	Receiving					
				Rec	Yds	Avg.	Lg	TD	
9/8	CAR	X		0	0	0.0	0	0	
9/15	@DAL	X		0	0	0.0	0	0	
9/22	PHI	Inactive							
9/29	@ATL	X		0	0	0.0	0	0	
10/7	@KC	X		0	0	0.0	0	0	
10/13	TB	X		5	45	9.0	14	1	
10/17	DEN	X	X	3	37	12.3	14	0	
10/27	@LAC	X		1	36	36.0	36	0	
11/3	@CAR	Reserve/Injured							
11/10	ATL	Reserve/Injured							
11/17	CLE	Reserve/Injured							
12/1	LAR	Reserve/Injured							
12/8	@NYG	Reserve/Injured							
2024 Season		7	1	9	118	13.1	36	1	
Career Totals		7	1	9	118	13.1	36	1	



# 2024 MINI BIOS & STATS

## 25 Kendre Miller

Pos.: RB Ht.: 6-0 Wt.: 220 Exp.: 2 College: TCU



Regular Season Career GP/GS: (11/0); 2024: (3/0)

**2024 REVIEW:** Placed on Injured Reserve with a designation for return (hamstring), (8/27). **vs. Tampa Bay (10/13):** Inactive. Activated, (10/12). **vs. Denver (10/17):** Rotated in on offense in first game action of season, leading team in rushing with 36 yards on six carries and caught two passes for one yard. **at L.A. Chargers (10/27):** Rotated in on offense and special teams, finishing with three carries for 16 yards and had one kick return for 41 yards. Suffered hamstring injury in third quarter. Placed on Injured Reserve, (11/2). Activated, (12/7). **at N.Y. Giants (12/8):** Rotated in on offense and special teams, rushing 10 times for 32 yards with a touchdown and had one kick return for 31 yards.

**ADDITIONAL STATS: Kick Returns** — 2 returns for 82 yards in 2024.

**CAREER HIGHS: Rushes** — 13, vs. Atlanta (1/7/24); **Rushing Yards** — 73, vs. Atlanta (1/7/24); **Long Rush** — 18, vs. Atlanta (1/7/24); **Rushing Touchdowns** — 1 (2x), last at N.Y. Giants (12/8/24); **Receptions** — 4, at New England (10/8/23); **Receiving Yards** — 53, at New England (10/8/23); **Long Reception** — 33, at New England (10/8/23).

25 RB Kendre Miller													
				Rushing					Receiving				
Date	Opp.	GP	ST	Att	Yds	Avg.	Lg	TD	Rec	Yds	Avg.	Lg	TD
9/8	CAR												
9/15	@DAL												
9/22	PHI												
9/29	@ATL												
10/7	@KC												
10/13	TB												
10/17	DEN	X		6	36	6.0	16	0	2	1	0.5	6	0
10/27	@LAC	X		3	16	5.3	10	0	0	0	0.0	0	0
11/3	@CAR												
11/10	ATL												
11/17	CLE												
12/1	LAR												
12/8	@NYG	X		10	32	3.2	9	1	0	0	0.0	0	0
2024 Season		3	0	19	84	4.4	16	1	2	1	0.5	6	0
Career Totals		11	0	41	156	3.8	18	2	10	117	11.7	33	0

## 33 Jordan Mims

Pos.: RB Ht.: 6-0 Wt.: 205 Exp.: 1 College: Fresno State



Regular Season Career GP/GS: (11/0); 2024: (9/0)

**2024 REVIEW:** **vs. Carolina (9/8):** Rotated in at RB and special teams in opener. Recorded first career rushing statistics, finishing with 11 yards on four attempts. **at Dallas (9/15):** Played on special teams. **vs. Philadelphia (9/22):** Played on special teams and had one offensive snap. Recorded one coverage tackle. **at Atlanta (9/29):** Played on special teams. **at Kansas City (10/7):** Played on special teams. **vs. Tampa Bay (10/13):** Rotated in on offense and special teams, rushing once for five yards and caught two passes for 13 yards. Mims' two receptions in the fourth quarter were the first of his career. **vs. Denver (10/17):** Inactive. Waived, (10/26). Re-signed to practice squad, (10/29). Signed to active roster, (11/3). **at Carolina (11/3):** Rotated in on offense and special teams, finishing with five carries for 13 yards and one 25-yard reception. **vs. Atlanta (11/10):** Rotated in on offense and special teams, rushing twice for 10 yards and caught one pass for four yards. **vs. Cleveland (11/17):** Rotated in on offense and special teams, finished with two carries for three yards. **vs. L.A. Rams (12/1):** Inactive. **at N.Y. Giants (12/8):** Inactive.

**ADDITIONAL STATS: Special Teams Tackles** — (2023, 1), (2024, 1); **Total: 2.**



# 2024 MINI BIOS & STATS

**CAREER HIGHS: Rushes** — 5, at Carolina (11/3/24); **Rushing Yards** — 13, at Carolina (11/3/24); **Long Rush** — 6, at Carolina (11/3/24); **Receptions** — 2, vs. Tampa Bay (10/13/24); **Receiving Yards** — 25, at Carolina (11/3/24); **Long Reception** — 25, at Carolina (11/3/24).

33 RB Jordan Mims													
Date	Opp.	GP	ST	Rushing					Receiving				
				Att	Yds	Avg.	Lg	TD	Rec	Yds	Avg.	Lg	TD
9/8	CAR	X		4	11	2.8	5	0	0	0	0.0	0	0
9/15	@DAL	X		0	0	0.0	0	0	0	0	0.0	0	0
9/22	PHI	X		0	0	0.0	0	0	0	0	0.0	0	0
9/29	@ATL	X		0	0	0.0	0	0	0	0	0.0	0	0
10/7	@KC	X		0	0	0.0	0	0	0	0	0.0	0	0
10/13	TB	X		1	5	5.0	5	0	2	13	6.5	10	0
10/17	DEN			Inactive									
11/3	@CAR	X		5	13	2.6	6	0	1	25	25.0	25	0
11/10	ATL	X		2	10	5.0	9	0	1	4	4.0	4	0
11/17	CLE	X		2	3	1.5	2	0	0	0	0.0	0	0
12/1	LAR			Inactive									
12/8	@NYG			Inactive									
2024 Season		9	0	14	42	3.0	9	0	4	42	10.5	25	0
Career Totals		11	0	14	42	3.0	9	0	4	42	10.5	25	0

## 87 Foster Moreau

Pos.: TE Ht.: 6-4 Wt.: 250 Exp.: 6 College: LSU



Regular Season Career GP/GS: (89/57); 2024: (13/13)

**2024 REVIEW: vs. Carolina (9/8):** Started, finishing with four receptions for 43 yards and a touchdown, his second TD as a Saint. **at Dallas (9/15):** Started and saw action on special teams. **vs. Philadelphia (9/22):** Started and saw action on special teams, catching one pass for two yards. **at Atlanta (9/29):** Started and played on special teams. **at Kansas City (10/7):** Started and played on special teams, catching two passes for 13 yards and a touchdown. Moreau's touchdown reception was QB Derek Carr's 250<sup>th</sup> career touchdown pass. **vs. Tampa Bay (10/13):** Started and played on special teams, catching two passes for a team-high 54 yards, including a 41-yard reception, the longest catch of Moreau's tenure with the Black and Gold. **vs. Denver (10/17):** Started and played on special teams, finishing with two catches for 38 yards. **at L.A. Chargers (10/27):** Started and played on special teams. **at Carolina (11/3):** Started and played on special teams, catching one pass for a 17-yard touchdown. **vs. Atlanta (11/10):** Started and played on special teams. **vs. Cleveland (11/17):** Started and played on special teams, finishing with three catches for 50 yards. **vs. L.A. Rams (12/1):** Started and played on special teams, catching two passes for six yards. **at N.Y. Giants (12/8):** Started and played on special teams, finishing with two catches for 40 yards, including a game-long 32-yard grab..

**ADDITIONAL STATS: Special Teams Tackles** — (2019, 3), (2020, 2), (2021, 2); **Total: 7.**

**CAREER HIGHS: Receptions** — 7, at Cleveland (12/20/21); **Receiving Yards** — 67, vs. Denver (12/26/21); **Long Reception** — 47t, vs. Indianapolis (12/13/20); **Receiving TDs** — 1 (16x), last at Carolina (11/3/24).





# 2024 MINI BIOS & STATS

87 TE Foster Moreau								
Date	Opp.	GP	ST	Receiving				
				Rec	Yds	Avg.	Lg	TD
9/8	CAR	X	X	4	43	10.8	22	1
9/15	@DAL	X	X	0	0	0.0	0	0
9/22	PHI	X	X	1	2	2.0	2	0
9/29	@ATL	X	X	0	0	0.0	0	0
10/7	@KC	X	X	2	13	6.5	7	1
10/13	TB	X	X	2	54	27.0	41	0
10/17	DEN	X	X	2	38	19.0	32	0
10/27	@LAC	X	X	0	0	0.0	0	0
11/3	@CAR	X	X	1	17	17.0	17t	1
11/10	ATL	X	X	0	0	0.0	0	0
11/17	CLE	X	X	3	50	16.7	22	0
12/1	LAR	X	X	2	6	3.0	4	0
12/8	@NYG	X	X	2	40	20.0	32	0
2024 Season		13	13	19	263	13.8	41	3
Saints Career		28	23	40	456	11.4	41	4
Career Totals		89	57	131	1,563	11.9	47t	16

## 12 Chris Olave

Pos.: WR Ht.: 6-0 Wt.: 187 Exp.: 3 College: Ohio State



Regular Season Career GP/GS: (39/28); 2024: (8/8)

**2024 REVIEW:** vs. **Carolina (9/8):** Started, finishing with two catches for 11 yards. **at Dallas (9/15):** Started, caught four passes for 81 yards and rushed once for seven yards. **vs. Philadelphia (9/22):** Started and led team in receiving, finishing with six catches for 86 yards and a TD. Olave's fourth quarter TD catch was the tenth of his NFL career and his first in 2024. **at Atlanta (9/29):** Started and led team in receiving for second straight week, finishing with eight receptions for 87 yards. **at Kansas City (10/7):** Made 25<sup>th</sup> career NFL start and caught two passes for ten yards. **vs. Tampa Bay (10/13):** Started and caught one pass for five yards. On his lone reception during the opening possession, suffered a concussion. **vs. Denver (10/17):** Inactive (concussion). **at L.A. Chargers (10/27):** Started and led team in receiving, finishing with eight receptions for a season-high 107 yards. Olave's performance was the first time this season a Saint finished with 100+ receiving yards and the tenth time he's done so in career. **at Carolina (11/3):** Started and caught one pass for 13 yards. Olave suffered a concussion in the first quarter. Placed on Injured Reserve, (11/9).

**ADDITIONAL STATS:** Rushing Yards — (2024, 7); **Total: 7;** Two-Point Conversions — (2022, 1), (2023, 1); **Total: 2.**

**CAREER HIGHS:** Receptions — 9 (2x), last at L.A. Rams (12/21/23); Receiving Yards — 147, at Carolina (9/25/22); Long Reception — 53, vs. L.A. Rams (11/20/22); Receiving TDs — 1 (10x), last vs. Philadelphia (9/22/24); Rushing Yards — 7, at Dallas (9/15/24).



# 2024 MINI BIOS & STATS

12 WR Chris Olave					Receiving				
Date	Opp.	GP	ST	Rec	Yds	Avg.	Lg	TD	
9/8	CAR	X	X	2	11	5.5	17	0	
9/15	@DAL	X	X	4	81	20.3	39	0	
9/22	PHI	X	X	6	86	14.3	29	1	
9/29	@ATL	X	X	8	87	10.9	18	0	
10/7	@KC	X	X	2	10	5.0	6	0	
10/13	TB	X	X	1	5	5.0	5	0	
10/17	DEN	Inactive							
10/27	@LAC	X	X	8	107	13.4	28	0	
11/3	@CAR	X	X	1	13	13.0	13	0	
11/10	ATL	Reserve/Injured							
11/17	CLE	Reserve/Injured							
12/1	LAR	Reserve/Injured							
12/8	@NYG	Reserve/Injured							
2024 Season		8	8	32	400	12.5	39	1	
Career Totals		39	28	191	2,565	13.4	53t	10	

## 58 Anfernee Orji

Pos.: LB Ht.: 6-2 Wt.: 230 Exp.: 1 College: Vanderbilt



Regular Season Career GP/GS: (13/1); 2024: (13/1)

**2024 REVIEW:** vs. **Carolina (9/8):** Rotated in at WLB and special teams in NFL debut, finishing with one tackle and five coverage stops. at **Dallas (9/15):** Rotated in at WLB and special teams, recording one coverage tackle. vs. **Philadelphia (9/22):** Rotated in at WLB and special teams, finishing with one coverage tackle. at **Atlanta (9/29):** Rotated in at WLB and special teams, recording two coverage tackles. at **Kansas City (10/7):** Made his first career NFL start at WLB and played on special teams, finishing with ten tackles (seven solo). vs. **Tampa Bay (10/13):** Rotated in at WLB and played on special teams, recording one coverage tackle. vs. **Denver (10/17):** Rotated in at WLB and played on special teams, finishing with four tackles (two solo), including two stops for a loss. at **L.A. Chargers (10/27):** Played on special teams. at **Carolina (11/3):** Played on special teams and finished with one coverage tackle. vs. **Atlanta (11/10):** Played on special teams and recorded one tackle. vs. **Cleveland (11/17):** Rotated in at LB and played on special teams, finishing with two tackles. vs. **L.A. Rams (12/1):** Rotated in on special teams. at **N.Y. Giants (12/8):** Rotated in on special teams.

**ADDITIONAL STATS: Special Teams Tackles** — (2024, 14); **Total: 14.**

**CAREER HIGHS: Tackles** — 10, at Kansas City (10/7/24); **Solo Tackles** — 7, at Kansas City (10/7/24); **Tackles for Loss** — 2, vs. Denver (10/17/24); **Special Teams Tackles** — 5, vs. Carolina (9/8/24).

58 LB Anfernee Orji												
Date	Opp.	GP	ST	Solo	Ast	Total	Sack/Yds	INT/Yds	PD	FF	FR	
9/8	CAR	X		0	1	1	0.0	0.0	0	0	0	
9/15	@DAL	X		0	0	0	0.0	0.0	0	0	0	
9/22	PHI	X		0	0	0	0.0	0.0	0	0	0	
9/29	@ATL	X		0	0	0	0.0	0.0	0	0	0	
10/7	@KC	X	X	7	3	10	0.0	0.0	0	0	0	
10/13	TB	X		0	0	0	0.0	0.0	0	0	0	
10/17	DEN	X		2	2	4	0.0	0.0	0	0	0	
10/27	@LAC	X		0	0	0	0.0	0.0	0	0	0	
11/3	@CAR	X		0	0	0	0.0	0.0	0	0	0	
11/10	ATL	X		0	0	0	0.0	0.0	0	0	0	
11/17	CLE	X		0	0	0	0.0	0.0	0	0	0	
12/1	LAR	X		0	0	0	0.0	0.0	0	0	0	
12/8	@NYG	X		0	0	0	0.0	0.0	0	0	0	
2024 Season		13	1	9	6	15	0.0	0.0	0	0	0	
Career Totals		13	1	9	6	15	0.0	0.0	0	0	0	



# 2024 MINI BIOS & STATS

## 62 Lucas Patrick

Pos.: OL Ht.: 6-3 Wt.: 313 Exp.: 8 College: Duke



Regular Season Career GP/GS: (105/62); 2024: (9/8)

**2024 REVIEW:** vs. **Carolina (9/8):** Started his first game with the Black and Gold at LG. Left the game in the second quarter with a toe injury and did not return. **at Dallas (9/15):** Started at LG and led the effort by New Orleans' offensive line to produce 190 rushing yards and four touchdowns. **vs. Philadelphia (9/22):** Started at LG and moved to C in the first quarter, filling in for the injured Erik McCoy. **at Atlanta (9/29):** Started at LG in his 100<sup>th</sup> career NFL appearance. **at Kansas City (10/7):** Started at C and shifted over to LG in the third quarter. **vs. Tampa Bay (10/13):** Inactive (chest). **vs. Denver (10/17):** Played on special teams. **at L.A. Chargers (10/27):** Started at LG. **at Carolina (11/3):** Started at LG. Suffered a calf injury in the third quarter and did not return. **vs. Atlanta (11/10):** Inactive (calf). **vs. Cleveland (11/17):** Inactive (calf). **vs. L.A. Rams (12/1):** Inactive (calf). **at N.Y. Giants (12/8):** Started at LG.

## 36 Rico Payton

Pos.: CB Ht.: 6-0 Wt.: 182 Exp.: R College: Pittsburg State



Regular Season Career GP/GS: (12/0); 2024: (12/0)

**2024 REVIEW:** vs. **Carolina (9/8):** Rotated in at CB and played on special teams in his NFL debut, finishing with one pass breakup. **at Dallas (9/15):** Played on special teams. **vs. Philadelphia (9/22):** Played on special teams and recorded one coverage tackle, the first of his career. **at Atlanta (9/29):** Played on special teams. **at Kansas City (10/7):** Played on special teams and finished with one coverage stop. **vs. Tampa Bay (10/13):** Played on special teams and recorded one coverage tackle. **vs. Denver (10/17):** Played on special teams and finished with one coverage tackle. **at L.A. Chargers (10/27):** Played on special teams and recorded two tackles. Suffered back injury in fourth quarter and did not return. **at Carolina (11/3):** Inactive (back). **vs. Atlanta (11/10):** Played on special teams and recorded one tackle. **vs. Cleveland (11/17):** Played on special teams and finished with one tackle. **vs. L.A. Rams (12/1):** Played on special teams and recorded one tackle. **at N.Y. Giants (12/8):** Played on special teams and recorded one tackle. Payton now has double-digit coverage stops in his rookie season.

**ADDITIONAL STATS: Special Teams Tackles** — (2024, 10); **Total: 10.**

**CAREER HIGHS: Special Teams Tackles** — 2, at L.A. Chargers (10/27/24); **Passes Defensed** — 1, vs. Carolina (9/8/24).

36 CB Rico Payton													
Date	Opp.	GP	ST	Solo	Ast	Total	Sack/Yds	INT/Yds	PD	FF	FR		
9/8	CAR	X		0	0	0	0.0	0.0	0	0	1	0	0
9/15	@DAL	X		0	0	0	0.0	0.0	0	0	0	0	0
9/22	PHI	X		0	0	0	0.0	0.0	0	0	0	0	0
9/29	@ATL	X		0	0	0	0.0	0.0	0	0	0	0	0
10/7	@KC	X		0	0	0	0.0	0.0	0	0	0	0	0
10/13	TB	X		0	0	0	0.0	0.0	0	0	0	0	0
10/17	DEN	X		0	0	0	0.0	0.0	0	0	0	0	0
10/27	@LAC	X		0	0	0	0.0	0.0	0	0	0	0	0
11/3	@CAR			Inactive									
11/10	ATL	X		0	0	0	0.0	0.0	0	0	0	0	0
11/17	CLE	X		0	0	0	0.0	0.0	0	0	0	0	0
12/1	LAR	X		0	0	0	0.0	0.0	0	0	0	0	0
12/8	@NYG	X		0	0	0	0.0	0.0	0	0	0	0	0
2024 Season		12	0	0	0	0	0.0	0.0	0	0	1	0	0
Career Totals		12	0	0	0	0	0.0	0.0	0	0	1	0	0



# 2024 MINI BIOS & STATS

## 70 Trevor Penning

Pos.: T Ht.: 6-7 Wt.: 325 Exp.: 3 College: Northern Iowa



Regular Season Career GP/GS: (36/19); 2024: (13/13)

**2024 REVIEW:** vs. **Carolina (9/8):** Started at RT for the first time in his Saints career in opener. **at Dallas (9/15):** Started at RT, and helped lead New Orleans' offensive line to produce 190 rushing yards and four TDs. **vs. Philadelphia (9/22):** Started at RT. **at Atlanta (9/29):** Started at RT. **at Kansas City (10/7):** Started at RT. **vs. Tampa Bay (10/13):** Started at RT. **vs. Denver (10/17):** Started at RT. **at L.A. Chargers (10/27):** Started at RT. **at Carolina (11/3):** Started at RT. **vs. Atlanta (11/10):** Started at RT. **vs. Cleveland (11/17):** Started at RT and paved the way for rushing attack to run for season-high 214 yards. **vs. L.A. Rams (12/1):** Started at RT. **at N.Y. Giants (12/8):** Started at RT.

## 17 Dante Pettis

Pos.: WR Ht.: 6-2 Wt.: 200 Exp.: 6 College: Washington



Regular Season Career GP/GS: (54/19); 2024: (4/0)

**2024 REVIEW:** Signed to the practice squad, (10/15). **vs. Atlanta (11/10):** Gameday practice squad elevation. Rotated in on offense and played on special teams in Saints debut, finishing with one eight-yard catch and returned one kickoff 26 yards. **vs. Cleveland (11/17):** Gameday practice squad elevation. Rotated in on offense and handled punt return duties, finishing with a nine-yard catch and had two punt returns for 54 yards. Pettis' 53-yard punt return in the fourth quarter set a new career-long and gave the Black and Gold offense field position to lead to a Juwan Johnson receiving TD to put the game out of reach for the Browns. **vs. L.A. Rams (12/1):** Gameday practice squad elevation. Rotated in on offense and handled punt return duties, caught one two-point conversion in the fourth quarter. Signed off practice squad to the active roster, (12/7). **at N.Y. Giants (12/8):** Rotated in on offense and handled the punt return duties.

**ADDITIONAL STATS: Kickoff Returns** — (1 for 18 yards, 2020), (1 for 26 yards, 2024); **Total: 2 for 44 yards;** **Punt Returns** — (9 for 27 yards, 2018), (2 for 14 yards, 2020), (2 for 0 yards, 2021), (18 for 163 yards, 2022), (2 for 54 yards, 2024); **Total: 33 for 258 yards;** **Two-Point Conversions** — (2024, 1); **Total: 1.**

**CAREER HIGHS: Receptions** — 5, (4x) last vs. Carolina (10/24/21); **Receiving Yards** — 129, at Seattle (12/2/18); **Long Reception** — 75t, at Seattle (12/2/18); **Rushes** — 1 (3x), last at Detroit (11/13/22); **Rushing Yards** — 29, at New England (10/24/22); **Long Rush** — 29, at New England (10/24/22); **Yards From Scrimmage** — 127, at Seattle (12/2/18).

17 WR Dante Pettis																		
				Receiving					Punt Returns					Kickoff Returns				
Date	Opp.	GP	ST	Rec	Yds	Avg.	Lg	TD	Ret	Yds	Avg.	Lg	TD	Ret	Yds	Avg.	Lg	TD
11/10	ATL	X		1	8	8.0	8	0	0	0	0.0	0	0	1	26	26.0	26	0
11/17	CLE	X		1	9	9.0	9	0	2	54	27.0	53	0	0	0	0.0	0	0
12/1	LAR	X		1	5	5.0	5	0	0	0	0.0	0	0	0	0	0.0	0	0
12/8	@NYG	X		0	0	0.0	0	0	0	0	0.0	0	0	0	0	0.0	0	0
2024 Season		4	0	3	22	7.3	9	0	2	54	27.0	53	0	1	26	26.0	26	0
Saints Career		4	0	3	22	7.3	9	0	2	54	27.0	53	0	1	26	26.0	26	0
Career Totals		54	19	74	1,006	13.6	75t	12	33	258	7.8	53	0	2	44	22.0	26	0

## 46 Adam Prentice

Pos.: FB Ht.: 6-0 Wt.: 245 Exp.: 4 College: South Carolina



Regular Season Career GP/GS: (44/12); 2024: (13/6)

**2024 REVIEW:** vs. **Carolina (9/8):** Rotated in on offense and played on special teams. **at Dallas (9/15):** Rotated in on offense and played on special teams. **vs. Philadelphia (9/22):** Made his first start of the 2024 season on offense and



# 2024 MINI BIOS & STATS

played on special teams. **at Atlanta (9/29):** Rotated in on offense and played on special teams, finishing with one coverage tackle, his first of the season and tenth of his career. **at Kansas City (10/7):** Rotated in on offense and played on special teams, recording one coverage tackle. **vs. Tampa Bay (10/13):** Rotated in on offense and played on special teams. **vs. Denver (10/17):** Started and played on special teams, finishing with one coverage tackle. **at L.A. Chargers (10/27):** Rotated in on offense and played on special teams. **at Carolina (11/3):** Rotated in on offense and played on special teams, finishing with one coverage tackle. **vs. Atlanta (11/10):** Started on offense and played on special teams. **vs. Cleveland (11/17):** Made his tenth career start on offense and played on special teams. **vs. L.A. Rams (12/1):** Started on offense and played on special teams. **at N.Y. Giants (12/8):** Started on offense and played on special teams.

**ADDITIONAL STATS: Special Teams Tackles** — (2021, 1); (2022, 3) (2023, 5), (2024, 4); **Total: 13.**

**CAREER HIGHS: Receptions** — 1, (8x) last at Tampa Bay (12/31/23); **Receiving Yards** — 10, vs. Buffalo (11/25/21); **Long Reception** — 10, vs. Buffalo (11/25/21); **Rushes** — 2, at Cleveland (12/24/22); **Rushing Yards** — 7, at Tampa Bay (12/31/23); **Long Rush** — 7, vs. Tampa Bay (12/31/23); **Yards From Scrimmage** — 14, at Tampa Bay (12/31/23).

46 RB Adam Prentice													
		Rushing							Receiving				
Date	Opp.	GP	ST	Att	Yds	Avg.	Lg	TD	Rec	Yds	Avg.	Lg	TD
9/8	CAR	X		0	0	0.0	0	0	0	0	0.0	0	0
9/15	@DAL	X		0	0	0.0	0	0	0	0	0.0	0	0
9/22	PHI	X	X	0	0	0.0	0	0	0	0	0.0	0	0
9/29	@ATL	X		0	0	0.0	0	0	0	0	0.0	0	0
10/7	@KC	X		0	0	0.0	0	0	0	0	0.0	0	0
10/13	TB	X		0	0	0.0	0	0	0	0	0.0	0	0
10/17	DEN	X	X	0	0	0.0	0	0	0	0	0.0	0	0
10/27	@LAC	X		0	0	0.0	0	0	0	0	0.0	0	0
11/3	@CAR	X		0	0	0.0	0	0	0	0	0.0	0	0
11/10	ATL	X	X	0	0	0.0	0	0	0	0	0.0	0	0
11/17	CLE	X	X	0	0	0.0	0	0	0	0	0.0	0	0
12/1	LAR	X	X	0	0	0.0	0	0	0	0	0.0	0	0
12/8	@NYG	X	X	0	0	0.0	0	0	0	0	0.0	0	0
2024 Season		13	6	0	0	0.0	0	0	0	0	0.0	0	0
Career Totals		44	12	9	26	2.9	7	0	8	37	4.6	10	0

## 18 Spencer Rattler

**Pos.:** QB **Ht.:** 6-0 **Wt.:** 211 **Exp.:** R **College:** South Carolina



**Regular Season Career GP/GS:** (3/3); **2024:** (3/3)

**2024 REVIEW: vs. Carolina (9/8):** Inactive (designated as third QB). **at Dallas (9/15):** Inactive (designated as third QB). **vs. Philadelphia (9/22):** Inactive (designated as third QB). **at Atlanta (9/29):** Inactive (designated as third QB). **at Kansas City (10/7):** Inactive (designated as third QB). **vs. Tampa Bay (10/13):** Made first career NFL start. Finished 22-of-40 passing for 243 yards with a TD and two INTs with 27 rushing yards on four attempts. First TD was to fellow rookie WR Bub Means, which marked the first time that a rookie Saints quarterback connected with another rookie for their first score. **vs. Denver (10/17):** Made first prime time start of career on Thursday Night Football. Finished 25-of-35 passing (71.4%) for 172 yards with an 82.1 QBR. Rushed five times for 34 yards. **at L.A. Chargers (10/27):** Started on road for first time in NFL career and finished 12-of-24 passing for 156 yards. **at Carolina (11/3):** Inactive (designated as QB3). **vs. Atlanta (11/10):** Inactive (designated as third QB). **vs. Cleveland (11/17):** Inactive (designated as third QB). **vs. L.A. Rams (12/1):** Inactive (designated as third QB). **at N.Y. Giants (12/8):** Inactive (designated as third QB).



# 2024 MINI BIOS & STATS

## 18 QB Spencer Rattler

				Passing								Rushing				
Date	Opp.	GP	ST	Comp	Att	Pct.	Yards	TD	INT	Lg	Rating	Att	Yds	Avg.	Lg	TD
9/8	CAR															
9/15	@DAL															
9/22	PHI															
9/29	@ATL															
10/7	@KC															
10/13	TB	X	X	22	40	55.0%	243	1	2	41	60.7	4	27	6.8	16	0
10/17	DEN	X	X	25	35	71.4%	172	0	0	32	82.1	5	34	6.8	28	0
10/27	@LAC	X	X	12	24	50.0%	156	0	0	37	70.8	0	0	0	0	0
11/3	@CAR															
11/10	ATL															
11/17	CLE															
12/1	LAR															
12/8	@NYG															
2024 Season		3	3	59	99	59.6%	571	1	2	41	70.7	9	61	6.8	28	0
Career Totals		3	3	59	99	59.6%	571	1	2	41	70.7	9	61	6.8	28	0

## 69 Chris Reed

Pos.: G Ht.: 6-3 Wt.: 314 Exp.: 8 College: Minnesota State-Manako



Regular Season Career GP/GS: (1/0); 2024: (1/0)

2024 REVIEW: Signed to the practice squad, (9/25). vs. Tampa Bay (10/13): Gameday elevation from the practice squad. Played on special teams. Practice squad contract terminated, (10/22).

## 95 John Ridgeway III

Pos.: DT Ht.: 6-5 Wt.: 321 Exp.: 3 College: Arkansas



Regular Season Career GP/GS: (42/6); 2024: (10/0)

2024 REVIEW: vs. Carolina (9/8): Inactive. at Dallas (9/15): Rotated in at DT in his debut with the Black and Gold. vs. Philadelphia (9/22): Rotated in at DT, finishing with one tackle, his first as a Saint. at Atlanta (9/29): Inactive. at Kansas City (10/7): Rotated in at DT and finished with two tackles. vs. Tampa Bay (10/13): Rotated in at DT and recorded two tackles (one solo). vs. Denver (10/17): Rotated in at DT and finished with one solo tackle. at L.A. Chargers (10/27): Rotated in at DT and recorded two solo tackles. at Carolina (11/3): Inactive. vs. Atlanta (11/10): Rotated in on defense and played on special teams, finishing with one tackle and blocked a FG attempt by Younghoe Koo. Ridgeway's first career FG block helped the Saints preserve a two-possession lead before halftime and was a key moment in helping the Saints snap a seven-game losing streak. vs. Cleveland (11/17): Rotated in on defense and played on special teams, recording one solo tackle. vs. L.A. Rams (12/1): Rotated in on defense and played on special teams, finishing with one tackle. at N.Y. Giants (12/8): Rotated in on defense and special teams, recording one tackle.

ADDITIONAL STATS: Blocked Field Goals — (2024, 1); Total: 1.

CAREER-HIGHS: Tackles — 6, at N.Y. Giants (10/22/23); Solo Tackles — 3 (3x), last at New England (11/5/23); Passes Defensed — 1 (2x), last at Atlanta (10/15/23); Forced Fumbles — 1, last at Philadelphia (9/25/22); Blocked Field Goals — 1, vs. Atlanta (11/10/24).



# 2024 MINI BIOS & STATS

95 DT John Ridgeway III												
Date	Opp.	GP	ST	Solo	Ast	Total	Sack/Yds	INT/Yds	PD	FF	FR	
9/8	CAR	Inactive										
9/15	@DAL	X		0	0	0	0.0	0.0	0	0	0	
9/22	PHI	X		0	1	1	0.0	0.0	0	0	0	
9/29	@ATL	Inactive										
10/7	@KC	X		0	2	2	0.0	0.0	0	0	0	
10/13	TB	X		1	1	2	0.0	0.0	0	0	0	
10/17	DEN	X		1	0	1	0.0	0.0	0	0	0	
10/27	@LAC	X		2	0	2	0.0	0.0	0	0	0	
11/3	@CAR	Inactive										
11/10	ATL	X		0	1	1	0.0	0.0	0	0	0	
11/17	CLE	X		1	0	1	0.0	0.0	0	0	0	
12/1	LAR	X		0	1	1	0.0	0.0	0	0	0	
12/8	@NYG	X		0	1	1	0.0	0.0	0	0	0	
2024 Season		10	0	5	7	12	0.0	0.0	0	0	0	
Saints Career		10	0	5	7	12	0.0	0.0	0	0	0	
Career Totals		42	6	30	37	67	0.0	0.0	0	2	1	

## 51 Cesar Ruiz

Pos.: C/G Ht.: 6-4 Wt.: 316 Exp.: 5 College: Michigan



Regular Season Career GP/GS: (70/64); 2024: (9/9)

**2024 REVIEW:** vs. **Carolina (9/8):** Started at RG. Helped lead Saints to nine straight scoring drives to start game, which tied a franchise record, marked the third time the Saints have done it in any game and was the first by the club in an opener. **at Dallas (9/15):** Started at RG. **vs. Philadelphia (9/22):** Started at RG. **at Atlanta (9/29):** Inactive (knee). **at Kansas City (10/7):** Inactive (knee). **vs. Tampa Bay (10/13):** Inactive (knee). **vs. Denver (10/17):** Inactive (knee). **at L.A. Chargers (10/27):** Started at RG in first game back from injury. **at Carolina (11/3):** Started at RG. **vs. Atlanta (11/10):** Started at RG. **vs. Cleveland (11/17):** Started at RG and paved the way for the Black and Gold rushing attack to run for a season-high 214 yards. **vs. L.A. Rams (12/1):** Started at RG and saw action on special teams. **at N.Y. Giants (12/8):** Started at RG and saw action on special teams.

## 64 Nick Saldiveri

Pos.: OL Ht.: 6-6 Wt.: 316 Exp.: 2 College: Old Dominion



Regular Season Career GP/GS: (15/6); 2024: (11/6)

**2024 REVIEW:** vs. **Carolina (9/8):** Played on special teams. **at Dallas (9/15):** Rotated in at LG in the fourth quarter and played on special teams. **vs. Philadelphia (9/22):** Played on special teams and filled in at LG in the third quarter after Cesar Ruiz left the game for one possession. **at Atlanta (9/29):** Played on special teams. **at Kansas City (10/7):** Made his first career NFL start at LG. **vs. Tampa Bay (10/13):** Started at LG. **vs. Denver (10/17):** Started at LG. Suffered a shoulder injury in the third quarter and did not return. **at L.A. Chargers (10/27):** Inactive (shoulder). **at Carolina (11/3):** Rotated in at LG in the second half for the injured Lucas Patrick and played on special teams. **vs. Atlanta (11/10):** Started at LG in place of the injured Lucas Patrick and played on special teams. **vs. Cleveland (11/17):** Started at LG and paved the way for the Black and Gold rushing attack to run for a season-high 214 yards. **vs. L.A. Rams (12/1):** Started at LG and played on special teams. Left the game in the fourth quarter (knee). Placed on Injured Reserve (12/7).

## 50 Khalen Saunders

Pos.: DT Ht.: 6-0 Wt.: 324 Exp.: 6 College: Western Illinois



Regular Season Career GP/GS: (64/28); 2024: (9/6)

**2024 REVIEW:** vs. **Carolina (9/8):** Inactive (calf). **at Dallas (9/15):** Inactive (calf). **vs. Philadelphia (9/22):** Inactive (calf). **at Atlanta (9/29):** Rotated in on defense in season debut. Recorded one tackle. **at Kansas City (10/7):** Made



# 2024 MINI BIOS & STATS

first start of 2024. Finished with seven tackles (two solo), his most as a Saint, and had his first career interception. Saunders' interception was the first by a Saints defensive lineman since DT Malcolm Roach did so against Carolina (9/19/21). **vs. Tampa Bay (10/13)**: Rotated in on defense. Finished with two solo tackles. **vs. Denver (10/17)**: Inactive (back). **at L.A. Chargers (10/27)**: Rotated in on defense. Recorded four tackles (three solo) with a sack, his first as a Saint. **at Carolina (11/3)**: Started. Finished with two tackles (one solo). **vs. Atlanta (11/10)**: Made 25<sup>th</sup> career start. Recorded four tackles (one solo) with one QB hit. **vs. Cleveland (11/17)**: Started. Finished with two tackles. **vs. L.A. Rams (12/1)**: Started in 25<sup>th</sup> game played as Saint. Recorded one solo tackle. **at N.Y. Giants (12/8)**: Started. Finished with five tackles (career-high four solo), two QB hits, and a sack.

**CAREER-HIGHS: Tackles** — 8, at Indianapolis (9/5/22); **Solo Tackles** — 4, at N.Y. Giants (12/8/24); **Sacks** — 1 (6x), last at N.Y. Giants (12/8/24); **Tackles for Loss** — 1 (6x), last at N.Y. Giants (12/8/24); **Quarterback Hits** — 2 (2x), at N.Y. Giants (12/8/24) and at Indianapolis (9/25/22); **Interceptions** — 1, at Kansas City (10/7/24); **Passes Defensed** — 1 (4x), last at Kansas City (10/7/24).

50 DT Khalen Saunders												
Date	Opp.	GP	ST	Solo	Ast	Total	Sack/Yds	INT/Yds	PD	FF	FR	
9/8	CAR	Inactive										
9/15	@DAL	Inactive										
9/22	PHI	Inactive										
9/29	@ATL	X		0	1	1	0.0	0.0	0	0	0	0
10/7	@KC	X	X	2	5	7	0.0	0.0	1	37	1	0
10/13	TB	X		2	0	2	0.0	0.0	0	0	0	0
10/17	DEN	Inactive										
10/27	@LAC	X		3	1	4	1.0	10.0	0	0	0	0
11/3	@CAR	X	X	1	1	2	0.0	0.0	0	0	0	0
11/10	ATL	X	X	1	3	4	0.0	0.0	0	0	0	0
11/17	CLE	X	X	0	2	2	0.0	0.0	0	0	0	0
12/1	LAR	X	X	1	0	1	0.0	0.0	0	0	0	0
12/8	@NYG	X	X	1	0	1	1.0	8.0	0	0	0	0
2024 Season		9	6	11	13	24	2.0	18.0	1	37	1	0
Saints Career		26	23	35	46	81	2.0	18.0	1	37	2	0
Career Totals		64	28	75	87	162	6.5	40.5	1	37	4	0

## 45 Nephi Sewell

Pos.: LB Ht.: 6-0 Wt.: 228 Exp.: 2 College: Utah



Regular Season Career GP/GS: (23/0); 2024: (3/0)

**2024 REVIEW:** Activated off Reserve/PUP, (11/16). **vs. Cleveland (11/17)**: Saw action on special teams. **vs. L.A. Rams (12/1)**: Played on special teams and recorded one tackle. **at N.Y. Giants (12/8)**: Played on special teams.

**ADDITIONAL STATS: Special Teams Tackles** — (2023, 5), (2024, 1); **Total: 6; Special Teams Forced Fumbles** — (2023, 1); **Total: 1.**

**CAREER HIGHS: Tackles** — 8, vs. Detroit (12/3/23); **Solo Tackles** — 5, vs. Detroit (12/3/23); **Tackles for Loss** — 2, vs. Detroit (12/3/23); **Special Teams Tackles** — 2, at Green Bay (9/24/22).





# 2024 MINI BIOS & STATS

45 LB Nephi Sewell												
Date	Opp.	GP	ST	Solo	Ast	Total	Sack/Yds	INT/Yds	PD	FF	FR	
9/8	CAR	Physically Unable to Perform List										
9/15	@DAL	Physically Unable to Perform List										
9/22	PHI	Physically Unable to Perform List										
9/29	@ATL	Physically Unable to Perform List										
10/7	@KC	Physically Unable to Perform List										
10/13	TB	Physically Unable to Perform List										
10/17	DEN	Physically Unable to Perform List										
10/27	@LAC	Physically Unable to Perform List										
11/3	@CAR	Physically Unable to Perform List										
11/10	ATL	Physically Unable to Perform List										
11/17	CLE	X		0	0	0	0.0	0.0	0	0	0	0
12/1	LAR	X		0	0	0	0.0	0.0	0	0	0	0
12/8	@NYG	X		0	0	0	0.0	0.0	0	0	0	0
2024 Season		3	0	0	0	0	0.0	0.0	0	0	0	0
Career Totals		23	0	7	3	10	0.0	0.0	0	0	0	0

## 22 Rashid Shaheed

Pos.: WR/RS Ht.: 6-0 Wt.: 180 Exp.: 3 College: Weber State



Regular Season Career GP/GS: (33/19); 2024: (6/5)

**2024 REVIEW: vs. Carolina (9/8):** Started and handled return duties, finishing with a team-high 73 receiving yards on three catches, including a 59-yard touchdown reception that marked the longest play of the game. Including 60 punt return yards, sparked by a 47-yard runback and a 33-yard kickoff return, Finished with 163 all-purpose yards to open the season. **at Dallas (9/15):** Started and handled return duties, leading team in receiving with 96 yards on four catches, including a career-long 70-yard first quarter TD reception, and rushed three times for 13 yards. **vs. Philadelphia (9/22):** Started and handled return duties. **at Atlanta (9/29):** Started and handled return duties, finishing with a career-high eight catches for 83 yards, two rushes for 14 yards, two punt returns for 17 yards, and three kickoff returns for 75 yards. Now has 609 career punt return yards, surpassing Eric Guliford for ninth place in Saints history. **at Kansas City (10/7):** Rotated in on offense and handled the return duties, finishing with four catches for a team-high 86 yards and a touchdown, also adding one punt return for ten yards and one kick return for a career-long 38 yards. Shaheed's second quarter touchdown catch from 43 yards out was his ninth of 40+ yards, good for second best in the NFL. Shaheed also now has 619 career punt return yards, surpassing Rich Mauti to move into eighth place in Saints history. **vs. Tampa Bay (10/13):** Started and handled the return duties, catching one pass for 11 yards, rushing one time for two yards, returned one kick for 25 yards and returned two punts for 56 yards, including one 54 yard return for a touchdown. Shaheed became only the third Saint with multiple career punts returned for a touchdown, joining Reggie Bush (four) and Tyrone Hughes (two). Shaheed now has 665 career punt return yards, surpassing Mel Gray and Darren Sproles to move into sixth all-time in franchise history. Placed on Injured Reserve with a season-ending knee injury, (10/17).

**ADDITIONAL STATS: Punt Returns TDs** — (2023, 1), (2024, 1); **Total: 2.**

**CAREER HIGHS: Receptions** — 8, at Atlanta (9/29/24); **Receiving Yards** — 153, at Indianapolis (10/29/23); **Long Reception** — 70t, at Dallas (9/15/24); **Receiving TDs** — 1 (7x), last at Dallas (9/15/24); **Rushing Attempts** — 3, at Dallas (9/15/24), **Rushing Yards** — 44, vs. Cincinnati (10/16/22); **Punt Returns** — 4 (2x), last at Indianapolis (10/29/23); **Punt Return Yards** — 76, at Green Bay (9/24/23); **Long Punt Return** — 76t, at Green Bay (9/24/23); **Kickoff Returns** — 5, vs. Tennessee (9/10/23); **Kickoff Return Yards** — 110, vs. Tennessee (9/10/23); **Long Kickoff Return** — 38, at Kansas City (10/7/24); **All-Purpose Yards** — 216, vs. Tennessee (9/10/23).



# 2024 MINI BIOS & STATS

## 22 WR/RS Rashid Shaheed

Date	Opp.	GP	ST	Rushing					Receiving					Punt Returns					Kickoff Returns				
				Att	Yds	Avg.	Lg	TD	Rec	Yds	Avg.	Lg	TD	Ret	Yds	Avg.	Lg	TD	Ret	Yds	Avg.	Lg	TD
9/8	CAR	X	X	0	0	0.0	0	0	3	73	24.3	59t	1	3	60	20.0	47	0	1	33	33.0	33	0
9/15	@DAL	X	X	3	13	4.3	7	0	4	96	24.0	70t	1	0	0	0.0	0	0	0	0	0.0	0	0
9/22	PHI	X	X	0	0	0.0	0	0	0	0	0.0	0	0	0	0	0.0	0	0	0	0	0.0	0	0
9/29	@ATL	X	X	2	14	7.0	13	0	8	83	10.4	25	0	2	17	8.5	17	0	3	75	25.0	33	0
10/7	@KC	X		0	0	0.0	0	0	4	86	21.5	43t	1	1	10	10.0	10	0	1	38	38.0	38	0
10/13	TB	X	X	1	2	2.0	2	0	1	11	11.0	11	0	2	56	28.0	54t	1	1	25	25.0	25	0
10/17	DEN	Reserve/Injured																					
10/27	@LAC	Reserve/Injured																					
11/3	@CAR	Reserve/Injured																					
11/10	ATL	Reserve/Injured																					
11/17	CLE	Reserve/Injured																					
12/1	LAR	Reserve/Injured																					
12/8	@NYG	Reserve/Injured																					
2024 Season		6	5	6	29	4.8	13	0	20	349	17.5	70t	3	8	143	17.9	47	1	6	171	28.5	38	0
Career Totals		33	19	17	123	7.2	44t	1	94	1,556	16.6	70t	10	53	675	12.7	76t	2	38	875	23.0	38	0

## 93 Nathan Shepherd

Pos.: DT Ht.: 6-4 Wt.: 315 Exp.: 7 College: Fort Hayes State



Regular Season Career GP/GS: (103/42); 2024: (13/13)

**2024 REVIEW:** vs. **Carolina (9/8):** Started, finishing with four tackles (three solo), including one stop for a loss. **at Dallas (9/15):** Started. Recorded three tackles (one solo). **vs. Philadelphia (9/22):** Started. Rinished with three tackles (two solo). **at Atlanta (9/29):** Started and played on special teams, recording one tackle and one QB hit. **at Kansas City (10/7):** Started. Finished with three tackles (one solo). **vs. Tampa Bay (10/13):** Started. Recorded three tackles (two solo), including one stop for loss. **vs. Denver (10/17):** Started. Finished with one tackle. **at L.A. Chargers (10/27):** Made his 25<sup>th</sup> start as a Saint and recorded one tackle. **at Carolina (11/3):** Started and finished with four tackles, two QB hits and a half-sack, his first takedown of 2024. **vs. Atlanta (11/10):** Started and recorded two tackles (one solo) and tied a career-high with two QB hits in 100<sup>th</sup> career NFL game. **vs. Cleveland (11/17):** Started and finished with two tackles. **vs. L.A. Rams (12/1):** Started and recorded one solo tackle and one sack, his first full takedown of 2024. **at N.Y. Giants (12/8):** Started and played on special teams and finished with two tackles (one solo).

**CAREER HIGHS:** **Tackles** — 7, vs. Carolina (12/10/23); **Solo Tackles** — 4, vs. Carolina (12/10/23); **Sacks** — 1 (8x), last vs. L.A. Rams (12/1/24); **Tackles for Loss** — 2, at L.A. Rams (12/20/20); **QB Hits** — 2 (4x), last vs. Atlanta (11/10/24).



# 2024 MINI BIOS & STATS

93 DT Nathan Shepherd												
Date	Opp.	GP	ST	Solo	Ast	Total	Sack/Yds	INT/Yds	PD	FF	FR	
9/8	CAR	X	X	3	1	4	0.0	0.0	0	0	0	
9/15	@DAL	X	X	1	2	3	0.0	0.0	0	0	0	
9/22	PHI	X	X	2	1	3	0.0	0.0	0	0	0	
9/29	@ATL	X	X	0	1	1	0.0	0.0	0	0	0	
10/7	@KC	X	X	1	2	3	0.0	0.0	0	0	0	
10/13	TB	X	X	2	1	3	0.0	0.0	0	0	0	
10/17	DEN	X	X	0	1	1	0.0	0.0	0	0	0	
10/27	@LAC	X	X	0	1	1	0.0	0.0	0	0	0	
11/3	@CAR	X	X	0	4	4	0.5	2.5	0	0	0	
11/10	ATL	X	X	1	1	2	0.0	0.0	0	0	0	
11/17	CLE	X	X	0	2	2	0.0	0.0	0	0	0	
12/1	LAR	X	X	1	0	1	1.0	9.0	0	0	0	
12/8	@NYG	X	X	1	1	2	0.0	0.0	0	0	0	
<b>2024 Season</b>		<b>13</b>	<b>13</b>	<b>12</b>	<b>18</b>	<b>30</b>	<b>1.5</b>	<b>11.5</b>	<b>0</b>	<b>0</b>	<b>0</b>	
<b>Saints Career</b>		<b>30</b>	<b>30</b>	<b>38</b>	<b>42</b>	<b>80</b>	<b>4.5</b>	<b>31.5</b>	<b>0</b>	<b>0</b>	<b>0</b>	
<b>Career Totals</b>		<b>103</b>	<b>42</b>	<b>98</b>	<b>93</b>	<b>191</b>	<b>10.5</b>	<b>86.5</b>	<b>0</b>	<b>0</b>	<b>0</b>	

## 13 Equanimeous St. Brown

Pos.: WR Ht.: 6-5 Wt.: 214 Exp.: 6 College: Notre Dame



Regular Season Career GP/GS: (62/28); 2024: (2/0)

**2024 REVIEW:** vs. Denver (10/17): Gameday elevation from the practice squad. Rotated in on offense in his Saints debut and first game action of the 2024 season. at L.A. Chargers (10/27): Rotated in on offense.

**ADDITIONAL STATS:** Special Teams Tackles — (2020, 1), (2021, 6); Total: 7.

**CAREER HIGHS:** Receptions — 5, at N.Y. Jets (12/23/18); Receiving Yards — 94, at N.Y. Jets (12/23/18); Long Reception — 56, vs. Green Bay (12/4/22); Receiving TDs — 1 (2x), last vs. San Francisco (9/11/22).

13 WR Equanimeous St. Brown									
				Receiving					
Date	Opp.	GP	ST	Rec	Yds	Avg.	Lg	TD	
10/17	DEN	X		0	0	0.0	0	0	
10/27	@LAC	X		0	0	0.0	0	0	
<b>2024 Season</b>		<b>2</b>	<b>0</b>	<b>0</b>	<b>0</b>	<b>0.0</b>	<b>0</b>	<b>0</b>	
<b>Saints Career</b>		<b>2</b>	<b>0</b>	<b>0</b>	<b>0</b>	<b>0.0</b>	<b>0</b>	<b>0</b>	
<b>Career Totals</b>		<b>62</b>	<b>28</b>	<b>63</b>	<b>928</b>	<b>14.7</b>	<b>56</b>	<b>2</b>	

## 44 Isaiah Stalbird

Pos.: LB Ht.: 6-1 Wt.: 215 Exp.: R College: South Dakota State



Regular Season Career GP/GS: (3/0); 2024: (3/0)

**2024 REVIEW:** at Dallas (9/15): Gameday practice squad elevation. Played on special teams in NFL debut, recording one tackle. vs. Philadelphia (9/22): Gameday practice squad elevation. Played on special teams, finishing with one tackle. at Kansas City (10/7): Gameday practice squad elevation. Played on special teams and recorded one tackle.

**ADDITIONAL STATS:** Special Teams Tackles — (2024, 3); Total: 3.



# 2024 MINI BIOS & STATS

44 LB Isaiah Stalbird												
Date	Opp.	GP	ST	Solo	Ast	Total	Sack/Yds	INT/Yds	PD	FF	FR	
9/15	@DAL	X		0	0	0	0.0	0.0	0	0	0	0
9/22	PHI	X		0	0	0	0.0	0.0	0	0	0	0
10/7	@KC	X		0	0	0	0.0	0.0	0	0	0	0
2024 Season		3	0	0	0	0	0.0	0.0	0	0	0	0
Career Totals		3	0	0	0	0	0.0	0.0	0	0	0	0

## 1 Alontae Taylor

Pos.: CB Ht.: 6-1 Wt.: 199 Exp.: 3 College: Tennessee



Regular Season Career GP/GS: (43/33); 2024: (13/11)

**2024 REVIEW: vs. Carolina (9/8):** Rotated in at NCB and led team in tackles, recording six stops (five solo), a pass breakup, and three sacks. Became the first Saints defensive back to ever record three sacks in a game and sparked the Saints defense to a statement win in the opener, holding Carolina to 193 yards (135 passing and 58 rushing) and 3.5 yards per play. **at Dallas (9/15):** Started at NCB and led the team in tackles for the second consecutive week, recording a career-high nine stops (seven solo), including one stop for a loss. **vs. Philadelphia (9/22):** Rotated in at NCB, finishing with five tackles (two solo), a pass breakup, his first career forced fumble, and a half-sack. **at Atlanta (9/29):** Started at NCB. Finished with four solo tackles and two pass breakups. **at Kansas City (10/7):** Made 25<sup>th</sup> career start at NCB. Recorded five tackles (four solo) with two stops for a loss and a forced fumble. **vs. Tampa Bay (10/13):** Started at NCB. Finished with six tackles (four solo), including a stop for a loss, and a pass breakup. **vs. Denver (10/17):** Started at NCB. Recorded seven tackles (five solo) with a pass breakup. **at L.A. Chargers (10/27):** Started at NCB. Finished with three tackles (one solo), a pass breakup, and a half-sack. Taylor now has four sacks, tied for the most in a single season by a Saints cornerback with Alex Molden (1997). **at Carolina (11/3):** Made his first career start at LCB, finishing with four tackles (three solo) and a season-high three pass breakups. **vs. Atlanta (11/10):** Started at LCB. Tied a career-high with nine tackles (seven solo). **vs. Cleveland (11/17):** Started at LCB. Finished with eight tackles (five solo) and two pass breakups. **vs. L.A. Rams (12/1):** Started at LCB and played on special teams. Recorded five tackles (three solo). **at N.Y. Giants (12/8):** Started at LCB and played on special teams. Finished with three tackles (two solo) with one pass breakup.

**ADDITIONAL STATS: Special Teams Tackles** — (2022, 1); **Total: 1.**

**CAREER HIGHS: Tackles** — 9 (2x), vs. Atlanta (11/10/24) and at Dallas (9/15/24); **Solo Tackles** — 7 (2x), vs. Atlanta (11/10/24) and at Dallas (9/15/24); **Tackles for Loss** — 3, vs. Carolina (9/8/24); **Interceptions** — 1 (2x), vs. Atlanta (1/7/24) and at Tampa Bay (12/31/23); **Passes Defensed** — 5, at Green Bay (9/24/23); **Forced Fumbles** — 1 (2x), at Kansas City (10/7/24) and vs. Philadelphia (9/22/24); **Sacks** — 3 (franchise record for DBs), vs. Carolina (9/8/24); **Quarterback Hits** — 3, vs. Carolina (9/8/24); **Special Teams Tackles** — 1, at Cleveland (12/24/22).

1 CB Alontae Taylor												
Date	Opp.	GP	ST	Solo	Ast	Total	Sack/Yds	INT/Yds	PD	FF	FR	
9/8	CAR	X		5	1	6	3.0	26.0	0	0	1	0
9/15	@DAL	X	X	7	2	9	0.0	0.0	0	0	0	0
9/22	PHI	X		2	3	5	0.5	4.0	0	0	1	1
9/29	@ATL	X	X	4	0	4	0.0	0.0	0	0	2	0
10/7	@KC	X	X	4	1	5	0.0	0.0	0	0	0	1
10/13	TB	X	X	4	2	6	0.0	0.0	0	0	1	0
10/17	DEN	X	X	5	2	7	0.0	0.0	0	0	1	0
10/27	@LAC	X	X	1	2	3	0.5	2.5	0	0	1	0
11/3	@CAR	X	X	3	1	4	0.0	0.0	0	0	3	0
11/10	ATL	X	X	7	2	9	0.0	0.0	0	0	0	0
11/17	CLE	X	X	5	3	8	0.0	0.0	0	0	2	0
12/1	LAR	X	X	3	2	5	0.0	0.0	0	0	0	0
12/8	@NYG	X	X	2	1	3	0.0	0.0	0	0	1	0
2024 Season		13	11	52	22	74	4.0	32.5	0	0	13	2
Career Totals		43	33	146	48	194	5.0	46.5	2	16	38	2



# 2024 MINI BIOS & STATS

## 30 Roderic Teamer Jr.

Pos.: S Ht.: 6-0 Wt.: 205 Exp.: 5 College: Tulane



Regular Season Career GP/GS: (42/11); 2024: (2/0)

**2024 REVIEW:** Signed to practice squad, (10/22). **at L.A. Chargers (10/27):** Gameday practice squad elevation. Played on special teams in his first game as a Saint. **at Carolina (11/3):** Gameday practice squad elevation. Played on special teams. Placed on Reserve/Suspended by Commissioner, 12/4.

**ADDITIONAL STATS: Special Teams Tackles** — (2019, 10), (2020, 5), (2021, 3), (2022, 1), (2023, 2), (2024, 1); **Total: 22; Special Teams Fumble Recoveries** — (2019, 1); **Total: 1.**

**CAREER HIGHS: Tackles** — 9 (2x), vs. Denver (10/6/19) and vs. at Chicago (10/27/19); **Solo Tackles** — 8, at Chicago (10/27/19); **Sacks** — 1, at Chicago (10/27/19); **Passes Defensed** — 1 (3x), last vs. L.A. Chargers (1/9/22); **Interceptions** — 1, at Tennessee (10/20/19); **Special Teams Tackles** — 2 (2x), vs. Chicago (10/10/21) and at L.A. Rams (12/8/22).

### 30 S Roderic Teamer Jr.

Date	Opp.	GP	ST	Solo	Ast	Total	Sack/Yds	INT/Yds	PD	FF	FR
10/27	@LAC	X		0	0	0	0.0	0.0	0	0	0
11/3	@CAR	X		0	0	0	0.0	0.0	0	0	0
2024 Season		2	0	0	0	0	0.0	0.0	0	0	0
Saints Career		2	0	0	0	0	0.0	0.0	0	0	0
Career Totals		42	11	67	26	93	1.0	0.0	1	3	0

## 84 Mason Tipton

Pos.: WR Ht.: 5-11 Wt.: 187 Exp.: R College: Yale



Regular Season Career GP/GS: (10/1); 2024: (10/1)

**2024 REVIEW: vs. Carolina (9/8):** Rotated in on offense in his NFL debut, catching one pass for six yards. **at Dallas (9/15):** Rotated in on offense. **vs. Philadelphia (9/22):** Rotated in on offense and finished with two receptions for 11 yards. **at Atlanta (9/29):** Rotated in on offense and caught one pass for six yards. **at Kansas City (10/7):** Rotated in on offense and caught one pass for two yards. **vs. Tampa Bay (10/13):** Rotated in on offense and special teams, catching one pass for 15 yards. **vs. Denver (10/17):** Made the first start of his NFL career and caught a season-high six passes for 45 yards. Also returned one kick 21 yards. **at L.A. Chargers (10/27):** Rotated in on offense and caught two passes for 14 yards. **at Carolina (11/3):** Rotated in on offense and special teams. **vs. Atlanta (11/10):** Rotated in on offense and special teams. **vs. Cleveland (11/17):** Inactive. **vs. L.A. Rams (12/1):** Inactive. **at N.Y. Giants (12/8):** Inactive.

**ADDITIONAL STATS: Kickoff Returns** — (1 return for 21 yards, 2024); **Total: 1 return for 21 yards.**

**CAREER HIGHS: Receptions** — 6, vs. Denver (10/17/24); **Receiving Yards** — 45, vs. Denver (10/17/24); **Long Reception** — 15, vs. Tampa Bay (10/13/24); **Kickoff Returns** — 1, vs. Denver (10/17/24); **Kickoff Return Yards** — 21, vs. Denver (10/17/24).



# 2024 MINI BIOS & STATS

84 WR Mason Tipton				Receiving				
Date	Opp.	GP	ST	Rec	Yds	Avg.	Lg	TD
9/8	CAR	X		1	6	6.0	6	0
9/15	@DAL	X		0	0	0.0	0	0
9/22	PHI	X		2	11	5.5	6	0
9/29	@ATL	X		1	6	6.0	6	0
10/7	@KC	X		1	2	2.0	2	0
10/13	TB	X		1	15	15.0	15	0
10/17	DEN	X	X	6	45	7.5	9	0
10/27	@LAC	X		2	14	7.0	10	0
11/3	@CAR	X		0	0	0.0	0	0
11/10	ATL	X		0	0	0.0	0	0
11/17	CLE	Inactive						
12/1	LAR	Inactive						
12/8	@NYG	Inactive						
2024 Season		10	1	14	99	7.1	15	0
Career Totals		10	1	14	99	7.1	15	0

## 98 Payton Turner

Pos.: DE Ht.: 6-6 Wt.: 270 Exp.: 4 College: Houston



Regular Season Career GP/GS: (27/0); 2024: (12/0)

**2024 REVIEW: vs. Carolina (9/8):** Rotated in at DE and played on special teams, finishing with one pass breakup, the first of his NFL career. **at Dallas (9/15):** Rotated in at DE and played on special teams. **vs. Philadelphia (9/22):** Rotated in at DE and played on special teams, finishing with his first career coverage. **at Atlanta (9/29):** Rotated in at DE and special teams, recording three tackles, his first career forced fumble and his first sack of the season. **at Kansas City (10/7):** Inactive (knee). **vs. Tampa Bay (10/13):** Rotated in at DE and on special teams, recording one coverage tackle. **vs. Denver (10/17):** Rotated in at DE and played on special teams, finishing with one pass breakup. **at L.A. Chargers (10/27):** Rotated in at DE and played on special teams, finishing with two tackles (one solo). **at Carolina (11/3):** Rotated in at DE and on special teams, recording two solo tackles, including one stop for a loss. **vs. Atlanta (11/10):** Rotated in at DE and on special teams, finishing with a season-high four tackles (two solo) with one pass breakup, one forced fumble, two QB hits and a sack. Turner's forced fumble was his second of the season, with his first previously coming against the Falcons in the Week Four matchup in Atlanta. **vs. Cleveland (11/17):** Rotated in at DE and on special teams, finished with one tackle. **vs. L.A. Rams (12/1):** Rotated in at DE and played on special teams, recording one tackle. **at N.Y. Giants (12/8):** Rotated in at DE and played on special teams, finishing with one solo tackle and a pass defense.

**ADDITIONAL STATS: Blocked Field Goals** — (2022, 1); **Total: 1; Special Teams Tackles** — (2024, 1); **Total: 1.**

**CAREER HIGHS: Tackles** — 5 (2x), at Carolina (9/19/21) and at Pittsburgh (11/13/22); **Solo Tackles** — 4, at Carolina (9/19/21) and at Pittsburgh (11/13/22); **Sacks** — 2, vs. Las Vegas (10/30/22); **Tackles for Loss** — 3, at Carolina (9/19/21); **Quarterback Hits** — 2 (4x), last vs. Atlanta (11/10/24); **Passes Defensed** — 1 (4x), last at N.Y. Giants (12/8/24); **Forced Fumbles** — 1 (2x), vs. Atlanta (11/10/24) and at Atlanta (9/29/24); **Fumble Recoveries** — 1, vs. Atlanta (1/7/24).



# 2024 MINI BIOS & STATS

98 DE Payton Turner													
Date	Opp.	GP	ST	Solo	Ast	Total	Sack/Yds	INT/Yds	PD	FF	FR		
9/8	CAR	X		0	0	0	0.0	0.0	0	0	1	0	0
9/15	@DAL	X		0	0	0	0.0	0.0	0	0	0	0	0
9/22	PHI	X		0	0	0	0.0	0.0	0	0	0	0	0
9/29	@ATL	X		2	1	3	1.0	11.0	0	0	0	1	0
10/7	@KC			Inactive									
10/13	TB	X		0	0	0	0.0	0.0	0	0	0	0	0
10/17	DEN	X		0	0	0	0.0	0.0	0	0	1	0	0
10/27	@LAC	X		1	1	2	0.0	0.0	0	0	0	0	0
11/3	@CAR	X		2	0	2	0.0	0.0	0	0	0	0	0
11/10	ATL	X		2	2	4	1.0	5.0	0	0	1	1	0
11/17	CLE	X		0	1	1	0.0	0.0	0	0	0	0	0
12/1	LAR	X		0	1	1	0.0	0.0	0	0	0	0	0
12/8	@NYG	X		1	0	1	0.0	0.0	0	0	1	0	0
<b>2024 Season</b>		<b>12</b>	<b>0</b>	<b>8</b>	<b>6</b>	<b>14</b>	<b>2.0</b>	<b>16.0</b>	<b>0</b>	<b>0</b>	<b>4</b>	<b>2</b>	<b>0</b>
<b>Career Totals</b>		<b>27</b>	<b>0</b>	<b>28</b>	<b>15</b>	<b>43</b>	<b>5.0</b>	<b>35.0</b>	<b>0</b>	<b>0</b>	<b>4</b>	<b>2</b>	<b>1</b>

## 74 Oli Udoh

Pos.: OL Ht.: 6-6 Wt.: 320 Exp.: 6 College: Elon



Regular Season Career GP/GS: (54/18); 2024: (11/0)

**2024 REVIEW:** vs. **Carolina (9/8):** Rotated in at RG and special teams in Saints debut. **at Dallas (9/15):** Rotated in at RG in the fourth quarter and played on special teams. **vs. Philadelphia (9/22):** Played on special teams and filled in at RG for one third quarter possession after Cesar Ruiz left the game for medical evaluation. **at Atlanta (9/29):** Rotated in at T in the jumbo package and played on special teams. **at Kansas City (10/7):** Dressed but did not play. **vs. Tampa Bay (10/13):** Dressed but did not play. **vs. Denver (10/17):** Played on special teams. **at L.A. Chargers (10/27):** Played on special teams. **at Carolina (11/3):** Played on special teams. **vs. Atlanta (11/10):** Rotated in at LT for the injured Taliese Fuaga and played on special teams. **vs. Cleveland (11/17):** Rotated in at T in the jumbo package and played on special teams. **vs. L.A. Rams (12/1):** Played on special teams. **at N.Y. Giants (12/8):** Played on special teams.

## 10 Marquez Valdes-Scantling

Pos.: WR Ht.: 6-4 Wt.: 206 Exp.: 7 College: South Florida



Regular Season Career GP/GS: (103/65); 2024: (11/5)

**2024 REVIEW:** Signed to the active roster, (10/22). **at L.A. Chargers (10/27):** Inactive. **at Carolina (11/3):** Started in his Saints debut and caught one pass for five yards. **vs. Atlanta (11/10):** Started in his 100<sup>th</sup> career NFL game and finished with three catches for a team-leading 109 yards with two touchdowns. Valdes-Scantling tied a career-high for scoring grabs and was the first Saints receiver to have multiple touchdown grabs in a single game since WR A.T. Perry last did so in the 2023 regular season finale against Atlanta. The fifth-highest yards per catch figure by an NFL player in 2024 (min. three rec.). **vs. Cleveland (11/17):** Started and finished with two catches for a team-best 87 yards and a touchdown. **vs. L.A. Rams (12/1):** Started and recorded two catches for 36 yards and a touchdown. Valdes-Scantling now has four touchdowns with the Saints in his first four games. **at N.Y. Giants (12/8):** Started and finished with four catches for 51 yards. Valdes-Scantling now has 200 career catches.

**CAREER HIGHS:** **Receptions** — 7, at Detroit (10/7/18); **Receiving Yards** — 149, vs. Jacksonville (11/15/20); **Long Reception** — 78t, vs. Jacksonville (11/15/20); **Touchdowns** — 2 (2x), last vs. Atlanta (11/10/24).



# 2024 MINI BIOS & STATS

10 WR Marquez Valdes-Scantling										
				Receiving						
Date	Opp.	GP	ST	Rec	Yds	Avg.	Lg	TD		
10/27	@LAC			Inactive						
11/3	@CAR	X	X	1	5	5.0	5	0		
11/10	ATL	X	X	3	109	36.3	67	2		
11/17	CLE	X	X	2	87	43.5	71t	1		
12/1	LAR	X	X	2	36	18.0	28t	1		
12/8	@NYG	X	X	4	51	12.8	22	0		
2024 Season		11	5	14	324	23.1	71t	4		
Saints Career		5	5	12	288	24.0	71t	4		
Career Totals		103	65	200	3,469	17.3	78t	20		

## 91 Kendal Vickers

Pos.: DT Ht.: 6-3 Wt.: 295 Exp.: 3 College: Tennessee



Regular Season Career GP/GS: (27/2); 2024: (1/0)

2024 REVIEW: vs. Carolina (9/8): Gameday elevation from the practice squad. Finished with two tackles (one solo).

CAREER HIGHS: Tackles — 4, vs. Arizona (9/18/22); Solo Tackles — 2, vs. Kansas City (11/22/20); Sacks — 1 (2x), last vs. Miami (12/26/20); Tackles for Loss — 1 (3x), last vs. Miami (12/26/20); Quarterback Hits — 2, vs. L.A. Chargers (12/17/20).

### 91 DT Kendal Vickers

Date	Opp.	GP	ST	Solo	Ast	Total	Sack/Yds	INT/Yds	PD	FF	FR
9/8	CAR	X		1	1	2	0.0/0.0	0/0	0	0	0
2024 Season		1	0	1	1	2	0.0/0.0	0/0	0	0	0
Saints Career		1	0	1	1	2	0.0/0.0	0/0	0	0	0
Career Totals		27	2	11	13	24	2.0/14.0	0/0	0	0	0

## 20 Pete Werner

Pos.: LB Ht.: 6-3 Wt.: 242 Exp.: 4 College: Ohio State



Regular Season Career GP/GS: (53/45); 2024: (10/10)

2024 REVIEW: vs. Carolina (9/8): Started at WLB in opener, finishing with two tackles (one solo). at Dallas (9/15): Started at WLB. Recorded eight tackles (five solo). vs. Philadelphia (9/22): Started at WLB. Finished with five tackles (three solo). at Atlanta (9/29): Made second career start at MLB in place of the injured Demario Davis. Recorded six tackles (three solo). at Kansas City (10/7): Inactive (groin). vs. Tampa Bay (10/13): Inactive (groin). vs. Denver (10/17): Inactive (hamstring). at L.A. Chargers (10/27): Started at WLB in first game back from injury. Tied for team lead with nine tackles (seven solo), including two stops for a loss. at Carolina (11/3): Started at WLB. Finished with a team-high eight tackles (five solo), including one stop for a loss. vs. Atlanta (11/10): Started at WLB in 50<sup>th</sup> career NFL game. Recorded five tackles (four solo) with one pass breakup. Left game (hand) in fourth quarter and did not return. vs. Cleveland (11/17): Started at WLB and finished with six tackles (three solo). vs. L.A. Rams (12/1): Started at WLB and recorded eight tackles (seven solo). at N.Y. Giants (12/8): Started at WLB and finished with six tackles (five solo).

ADDITIONAL STATS: Special Teams Tackles — (2021, 2), (2022, 1); Total: 3.

CAREER HIGHS: Tackles — 13, at Washington (10/10/21); Solo Tackles — 11, at Atlanta (9/11/22); Sacks — 0.5, at Atlanta (11/26/23); Tackles for Loss — 2 (2x), last at L.A. Rams (12/21/23); Quarterback Hits — 1 (2x), last vs. Tennessee (9/10/23); Passes Defensed — 1 (5x), last vs. Atlanta (11/10/24); Interceptions — 1, at New England (10/8/23); Forced Fumbles — 1 (2x), last vs. Seattle (10/9/22); Fumble Recoveries — 1 (2x), vs. Carolina (12/10/23) and vs. Chicago (11/5/23).





# 2024 MINI BIOS & STATS

20 LB Pete Werner													
Date	Opp.	GP	ST	Solo	Ast	Total	Sack/Yds	INT/Yds	PD	FF	FR		
9/8	CAR	X	X	1	1	2	0.0	0.0	0	0	0	0	0
9/15	@DAL	X	X	5	3	8	0.0	0.0	0	0	0	0	0
9/22	PHI	X	X	3	2	5	0.0	0.0	0	0	0	0	0
9/29	@ATL	X	X	3	3	6	0.0	0.0	0	0	0	0	0
10/7	@KC	Inactive											
10/13	TB	Inactive											
10/17	DEN	Inactive											
10/27	@LAC	X	X	7	2	9	0.0	0.0	0	0	0	0	0
11/3	@CAR	X	X	5	3	8	0.0	0.0	0	0	0	0	0
11/10	ATL	X	X	4	1	5	0.0	0.0	0	0	1	0	0
11/17	CLE	X	X	3	3	6	0.0	0.0	0	0	0	0	0
12/1	LAR	X	X	7	1	8	0.0	0.0	0	0	0	0	0
12/8	@NYG	X	X	5	1	6	0.0	0.0	0	0	0	0	0
2024 Season		10	10	43	20	63	0.0	0.0	0	0	1	0	0
Career Totals		53	45	194	100	294	0.5	4.0	1	0	5	2	2

## 21 Jamaal Williams

Pos.: RB Ht.: 6-0 Wt.: 224 Exp.: 8 College: BYU



Regular Season Career GP/GS: (113/44); 2024: (10/0)

**2024 REVIEW:** vs. **Carolina (9/8):** Rotated in on offense and special teams, finishing with 11 carries for 38 yards and a TD, one reception for 13 yards, and one 32-yard kickoff return. **at Dallas (9/15):** Rotated in on offense and special teams, finishing with 39 yards on eight rushing attempts. Surpassed 4,000 career rushing yards. **vs. Philadelphia (9/22):** Rotated in on offense and special teams, finishing with one rush for a loss of one and one catch for no gain. **at Atlanta (9/29):** Rotated in on offense and special teams, finishing with three carries for 11 yards and two receptions for eight yards. **at Kansas City (10/7):** Rotated in on offense and special teams, finishing with two carries for nine yards and returned two kicks for 47 yards. **vs. Tampa Bay (10/13):** Rotated in on offense and special teams, rushing twice for seven yards. **vs. Denver (10/17):** Rotated in on offense and special teams, rushing three times for 17 yards. **at L.A. Chargers (10/27):** Rotated in on offense, finishing with two carries for four yards. **at Carolina (11/3):** Inactive (groin). **vs. Atlanta (11/10):** Inactive (groin). **vs. Cleveland (11/17):** Inactive (groin). **vs. L.A. Rams (12/1):** Rotated in on offense, finishing with a seven-yard reception. **at N.Y. Giants (12/8):** Rotated in on offense and special teams, rushing three times for five yards, catching two passes for 10 yards and returned one kickoff 16 yards.

**ADDITIONAL STATS: Two-Point Conversions** — (2020, 2), (2022, 1); **Total: 3.**

**CAREER HIGHS: Receptions** — 8 (2x), vs. Atlanta (10/5/20) and vs. San Francisco (9/12/21); **Receiving Yards** — 95, vs. Atlanta (10/5/20); **Long Reception** — 54t, at Pittsburgh (11/26/17); **Receiving TDs** — 1 (8x), last at Indianapolis (11/22/20); **Rushes** — 24, vs. Green Bay (11/6/22); **Rushing Yards** — 144, vs. Chicago (1/1/23); **Long Rush** — 58, vs. Chicago (1/1/23); **Rushing TDs** — 3, at N.Y. Giants (11/20/22); **Total TDs** — 3, at N.Y. Giants (11/20/22); **Total Yards From Scrimmage** — 157, vs. Chicago (1/1/23).



# 2024 MINI BIOS & STATS

21 RB Jamaal Williams													
				Rushing					Receiving				
Date	Opp.	GP	ST	Att	Yds	Avg.	Lg	TD	Rec	Yds	Avg.	Lg	TD
9/8	CAR	X		11	38	3.5	14t	1	1	13	13.0	13	0
9/15	@DAL	X		8	39	4.9	11	0	0	0	0.0	0	0
9/22	PHI	X		1	-1	-1.0	-1	0	1	0	0.0	0	0
9/29	@ATL	X		3	11	3.7	4	0	2	8	4.0	4	0
10/7	@KC	X		2	9	4.5	9	0	0	0	0.0	0	0
10/13	TB	X		2	7	3.5	9	0	0	0	0.0	0	0
10/17	DEN	X		3	17	5.7	13	0	0	0	0.0	0	0
10/27	@LAC	X		2	4	2.0	2	0	0	0	0.0	0	0
11/3	@CAR			Inactive									
11/10	ATL			Inactive									
11/17	CLE			Inactive									
12/1	LAR	X		0	0	0.0	0	0	1	7	7.0	7	0
12/8	@NYG	X		3	5	1.7	2	0	2	10	5.0	5	0
2024 Season		10	0	35	129	3.7	14t	1	7	38	5.4	13	0
Saints Career		23	4	141	435	3.1	17	2	25	100	4.0	13	0
Career Totals		113	44	1,056	4,087	3.9	58	32	185	1,291	7.0	54t	8

## 11 Cedrick Wilson Jr.

Pos.: WR Ht.: 6-2 Wt.: 197 Exp.: 7 College: Boise State



Regular Season Career GP/GS: (79/7); 2024: (11/0)

**2024 REVIEW:** vs. **Carolina (9/8):** Rotated in on offense and special teams in Saints debut, recording one coverage tackle. at **Dallas (9/15):** Rotated in on offense and special teams, finishing with a coverage tackle. Left in second quarter (abdomen) and did not return. vs. **Philadelphia (9/22):** Rotated in on offense and special teams, finishing with a three-yard catch. at **Atlanta (9/29):** Rotated in on offense and special teams. at **Kansas City (10/7):** Rotated in on offense and played on special teams, recording one coverage tackle. vs. **Tampa Bay (10/13):** Rotated in on offense and special teams, catching two passes for 28 yards and had a career-best four coverage tackles. vs. **Denver (10/17):** Rotated in on offense and special teams in his 75<sup>th</sup> career NFL game, leading the team in receiving with six catches for 57 yards and a touchdown, his first as a Saint. at **L.A. Chargers (10/27):** Inactive (hip). at **Carolina (11/3):** Rotated in on offense and special teams, finishing with two catches for 34 yards. vs. **Atlanta (11/10):** Inactive (shoulder). vs. **Cleveland (11/17):** Rotated in on offense and special teams. vs. **L.A. Rams (12/1):** Rotated in on offense and special teams, finishing with a 19-yard catch. at **N.Y. Giants (12/8):** Rotated in on offense and special teams, finishing with an 18-yard catch.

**ADDITIONAL STATS: Special Teams Tackles** — (2020, 1), (2021, 1), (2024, 7); **Total: 9.**

**CAREER HIGHS: Receptions** — 7, vs. Las Vegas (11/25/21); **Receiving Yards** — 119, at Philadelphia (1/8/22); **Long Reception** — 73t, at Minnesota (10/31/21); **Receiving TDs** — 2 (2x), last at Philadelphia (1/8/22).



# 2024 MINI BIOS & STATS

11 WR Cedrick Wilson Jr.								
				Receiving				
Date	Opp.	GP	ST	Rec	Yds	Avg.	Lg	TD
9/8	CAR	X		0	0	0.0	0	0
9/15	@DAL	X		0	0	0.0	0	0
9/22	PHI	X		1	3	3.0	3	0
9/29	@ATL	X		0	0	0.0	0	0
10/7	@KC	X		0	0	0.0	0	0
10/13	TB	X		2	28	14.0	25	0
10/17	DEN	X		6	57	9.5	17	1
10/27	@LAC			Inactive				
11/3	@CAR	X		2	34	17.0	18	0
11/10	ATL			Inactive				
11/17	CLE	X		0	0	0.0	0	0
12/1	LAR	X		1	19	19.0	19	0
12/8	@NYG	X		1	18	18.0	18	0
<b>2024 Season</b>		<b>11</b>	<b>0</b>	<b>13</b>	<b>159</b>	<b>12.2</b>	<b>25</b>	<b>1</b>
<b>Saints Career</b>		<b>11</b>	<b>0</b>	<b>13</b>	<b>159</b>	<b>12.2</b>	<b>25</b>	<b>1</b>
<b>Career Totals</b>		<b>79</b>	<b>7</b>	<b>114</b>	<b>1,428</b>	<b>12.5</b>	<b>73t</b>	<b>12</b>

## 49 Zach Wood

Pos.: LS Ht.: 6-3 Wt.: 255 Exp.: 8 College: SMU



Regular Season Career GP: (128); 2024: (13)

**2024 REVIEW:** vs. **Carolina (9/8)**: Handled the snapping duties. **at Dallas (9/15)**: Handled the snapping duties. **vs. Philadelphia (9/22)**: Handled the snapping duties. **at Atlanta (9/29)**: Handled the snapping duties. **at Kansas City (10/7)**: Handled the snapping duties. **vs. Tampa Bay (10/13)**: Handled the snapping duties, recording one coverage tackle. **vs. Denver (10/17)**: Handled the snapping duties. **at L.A. Chargers (10/27)**: Handled the snapping duties. **at Carolina (11/3)**: Handled the snapping duties and finished with one coverage tackle. **at Atlanta (11/10)**: Handled the snapping duties in his 125<sup>th</sup> career game. **vs. Cleveland (11/17)**: Handled the snapping duties. **vs. L.A. Rams (12/1)**: Handled the snapping duties. **at N.Y. Giants (12/8)**: Handled the snapping duties.

**ADDITIONAL STATS: Special Teams Tackles** — (2018, 1), (2022, 4), (2023, 2), (2024, 2); **Total: 9.**

## 99 Chase Young

Pos.: DE Ht.: 6-5 Wt.: 265 Exp.: 5 College: Ohio State



Regular Season Career GP/GS: (56/32); 2024: (13/0)

**2024 REVIEW:** vs. **Carolina (9/8)**: Rotated in at DE in his Saints debut, recording two QB hits. **at Dallas (9/15)**: Rotated in at DE, finishing with four tackles (two solo), two QB hits, and a half-sack, his first quarterback takedown as a Saint. **vs. Philadelphia (9/22)**: Rotated in at DE and recorded four tackles (one solo) with three QB hits, tying a career-high. **at Atlanta (9/29)**: Rotated in at DE and finished with three solo tackles, including one stop for loss, and one QB hit. **at Kansas City (10/7)**: Rotated in at DE and recorded three tackles (two solo) with two QB hits and a sack, his first full quarterback takedown as a member of the Black and Gold. **vs. Tampa Bay (10/13)**: Rotated in at DE and finished with two solo tackles, including one stop for loss, and one QB hit. **vs. Denver (10/17)**: Rotated in at DE in 50<sup>th</sup> career NFL game. **at L.A. Chargers (10/27)**: Rotated in at DE. Recorded two tackles (one solo), a pass breakup, his first as a Saint, a half-sack and two QB hits. **at Carolina (11/3)**: Rotated in at DE. Sacked QB Bryce Young on a two-point conversion attempt. **vs. Atlanta (11/10)**: Rotated in at DE. Finished with one solo tackle, two QB hits, a forced fumble and a sack. Young's fourth quarter strip-sack of QB Kirk Cousins stalled the Falcons' offense and kept them out of field goal range to tie game, helping seal a Saints victory to snap the Black and Gold's seven-game losing streak. **vs. Cleveland (11/17)**: Rotated in at DE and finished with two tackles (one solo) and a half-sack. **vs. L.A. Rams (12/1)**: Rotated in at DE and recorded a QB hit. **at N.Y. Giants (12/8)**: Rotated in at DE and finished with one tackle, a pass breakup and three QB hits, tying a career-best.



# 2024 MINI BIOS & STATS

**CAREER HIGHS: Tackles** — 6 (2x), last at San Francisco (12/13/20); **Solo Tackles** — 5, vs. Dallas (10/25/20); **Tackles for Loss** — 3, at N.Y. Giants (10/22/23); **Sacks** — 2, at N.Y. Giants (10/22/23); **Quarterback Hits** — 3 (4x), last at N.Y. Giants (12/8/24); **Passes Defensed** — 2, at San Francisco (12/13/20); **Forced Fumbles** — 1 (6x), last at Denver (10/31/21); **Fumble Recoveries** — 1 (3x), last at Philadelphia (1/3/21).

99 DE Chase Young												
Date	Opp.	GP	ST	Solo	Ast	Total	Sack/Yds	INT/Yds	PD	FF	FR	
9/8	CAR	X		0	0	0	0.0	0.0	0	0	0	0
9/15	@DAL	X		2	2	4	0.5	3.0	0	0	0	0
9/22	PHI	X		1	3	4	0.0	0.0	0	0	0	0
9/29	@ATL	X		3	0	3	0.0	0.0	0	0	0	0
10/7	@KC	X		2	1	3	1.0	6.0	0	0	0	0
10/13	TB	X		2	0	2	0.0	0.0	0	0	0	0
10/17	DEN	X		0	0	0	0.0	0.0	0	0	0	0
10/27	@LAC	X		1	1	2	0.5	2.5	0	0	1	0
11/3	@CAR	X		0	0	0	0.0	0.0	0	0	0	0
11/10	ATL	X		1	0	1	1.0	9.0	0	0	1	0
11/17	CLE	X		1	1	2	0.5	0.0	0	0	0	0
12/1	LAR	X		0	0	0	0.0	0.0	0	0	0	0
12/8	@NYG	X		0	1	1	0.0	0.0	0	0	1	0
2024 Season		13	0	13	9	22	3.5	20.5	0	0	2	1
Saints Career		13	0	13	9	22	3.5	20.5	0	0	2	1
Career Totals		56	32	80	42	122	20.0	107.5	0	0	11	7

## 67 Landon Young

Pos.: T Ht.: 6-7 Wt.: 321 Exp.: 4 College: Kentucky



Regular Season Career GP/GS: (52/11); 2024: (13/4)

**2024 REVIEW: vs. Carolina (9/8):** Rotated in at LG in place of injured Lucas Patrick and played on special teams in the season opener. **at Dallas (9/15):** Rotated in at LT in the fourth quarter and played on special teams. **vs. Philadelphia (9/22):** Rotated in at T in the jumbo package and played on special teams. **at Atlanta (9/29):** Started at RG for the first time in his career in place of the injured Cesar Ruiz and played on special teams. **at Kansas City (10/7):** Started at RG and played on special teams. **vs. Tampa Bay (10/13):** Made his 10<sup>th</sup> career NFL start at RG. **vs. Denver (10/17):** Started at RG. **at L.A. Chargers (10/27):** Played on special teams. **at Carolina (11/3):** Played on special teams. **vs. Atlanta (11/10):** Played on special teams. **vs. Cleveland (11/17):** Played on special teams in his 50<sup>th</sup> career NFL game. **vs. L.A. Rams (12/1):** Rotated in at LG in the fourth quarter in place of the injured Nick Saldiveri and played on special teams. **at N.Y. Giants (12/8):** Played on special teams.



# NEW YORK GIANTS VS. NEW ORLEANS SAINTS

SUNDAY, DECEMBER 8 • 1:00 PM

METLIFE STADIUM



No.	Name	Pos.
0	Brian Burns	OLB
1	Malik Nabers	WR
2	Drew Lock	QB
3	Deonte Banks	CB
5	Kayvon Thibodeaux	OLB
6	Jamie Gillan	P
9	Graham Gano	K
12	Tim Boyle	QB
13	Jalin Hyatt	WR
15	Tommy DeVito	QB
17	Wan'Dale Robinson	WR
19	Isaiah Simmons	S/ILB
20	Eric Gray	RB
21	Adoree' Jackson	CB
22	Dru Phillips	CB
23	Anthony Johnson Jr.	S
24	Dane Belton	S
26	Devin Singletary	RB
27	Jason Pinnock	S
28	Cor'Dale Flott	CB
29	Tyrone Tracy Jr.	RB
31	Tyler Nubin	S
35	Art Green	DB
37	Tre Hawkins III	CB
41	Micah McFadden	ILB
45	Tomon Fox	OLB
47	Ty Summers	LB
49	Matthew Adams	LB
53	Darius Muasau	ILB
57	Patrick Johnson	LB
58	Bobby Okereke	ILB
59	Casey Kreiter	LS
61	John Michael Schmitz Jr.	C
63	Jake Kubas	G
64	Aaron Stinnie	G
69	Cory Durden	DT
70	Christopher Hubbard	T
72	Jermaine Eluemunor	T
73	Evan Neal	T
74	Greg Van Roten	G
75	Joshua Ezeudu	OL
76	Jon Runyan Jr.	G
82	Daniel Bellinger	TE
85	Chris Manhertz	TE
86	Darius Slayton	WR
87	Ihmir Smith-Marsette	WR
88	Bryce Ford-Wheaton	WR
89	Greg Dulcich	TE
93	Rakeem Nuñez-Roches	DL
94	Elijah Chatman	DT
95	Jordan Riley	DT
98	D.J. Davidson	DL

**PRACTICE SQUAD**

18	Isaiah Hodgins	WR
25	Dante Miller	RB
30	Greg Stroman Jr.	DB
43	Raheem Layne	S
48	Benton Whitley	OLB
55	Boogie Basham	OLB
60	Bryan Hudson	C
67	Jimmy Morrissey	C
71	Marcellus Johnson	T
77	Joshua Miles	T
79	Tyre Phillips	T
81	Kearis Jackson	WR
83	Jordan Murray	TE
90	Elijah Garcia	DL
91	Casey Rogers	DT
99	Jude McAtamney	K

## GIANTS OFFENSE

WR	86	Darius Slayton	13	Jalin Hyatt	87	Ihmir Smith-Marsette
WR	17	Wan'Dale Robinson				
RT	73	Evan Neal	75	Joshua Ezeudu		
RG	74	Greg Van Roten	64	Aaron Stinnie		
C	61	John Michael Schmitz Jr.	74	Greg Van Roten		
LG	76	Jon Runyan Jr.	63	Jake Kubas		
LT	72	Jermaine Eluemunor	70	Christopher Hubbard		
RB	26	Devin Singletary	-or- 29	Tyrone Tracy Jr.	20	Eric Gray
WR	1	Malik Nabers	88	Bryce Ford-Wheaton		
TE	82	Daniel Bellinger	85	Chris Manhertz	89	Greg Dulcich
QB	2	Drew Lock	15	Tommy DeVito	12	Tim Boyle

## SAINTS DEFENSE

RDE	96	Carl Granderson	-or- 99	Chase Young	55	Isaiah Foskey
DT	50	Khalen Saunders	97	Khristian Boyd		
DT	93	Nathan Shepherd	90	Bryan Bresee	95	John Ridgeway III
LDE	94	Cameron Jordan	98	Payton Turner		
WILL	20	Pete Werner	58	Anfernee Orji	45	Nephi Sewell
MLB	56	Demario Davis	52	D'Marco Jackson		
SAM	6	Willie Gay Jr.	58	Anfernee Orji	53	Jaylan Ford
LCB	1	Alontae Taylor	36	Rico Payton	27	Shemar Jean-Charles
SS	5	Will Harris	48	J.T. Gray		
FS	32	Tyrann Mathieu	31	Jordan Howden		
RCB	14	Kool-Aid McKinstry	0	Ugo Amadi		

## GIANTS SPECIALISTS

LS	59	Casey Kreiter				
H	6	Jamie Gillan				
P	6	Jamie Gillan				
PR	87	Ihmir Smith-Marsette	86	Darius Slayton	17	Wan'Dale Robinson
					21	Adoree' Jackson
					29	Tyrone Tracy Jr.
					86	Darius Slayton
KOR	20	Eric Gray	87	Ihmir Smith-Marsette		
K	9	Graham Gano				

## GIANTS PRONUNCIATIONS

Greg Dulcich (dul-SICH)  
 Jermaine Eluemunor (eh-LOO-muh-norr)  
 Joshua Ezeudu (ee-ZOO-doo)  
 Cor'Dale Flott (coor-dale)  
 Tomon Fox (tuh-mon)  
 Casey Kreiter (CRY-ter)  
 Jake Kubas (KOO-bus)  
 Darius Muasau (MOO-uh-sow (like cow))

Tyler Nubin (noo-BIN)  
 Rakeem Nuñez-Roches (NOON-yez RO-ches)  
 Bobby Okereke (oh-care-uh-KAY)  
 Jason Pinnock (pin-nock)  
 Wan'Dale Robinson (WAN-Dale)  
 Kayvon Thibodeaux (ti-buh-dough)  
 Greg Van Roten (van-ROW-tin)

## GIANTS DEFENSE

DE	0	Brian Burns	57	Patrick Johnson		
NT	98	D.J. Davidson	95	Jordan Riley	69	Cory Durden
DT	93	Rakeem Nuñez-Roches	94	Elijah Chatman		
OLB	5	Kayvon Thibodeaux	45	Tomon Fox		
ILB	58	Bobby Okereke	53	Darius Muasau	49	Matthew Adams
ILB	41	Micah McFadden	53	Darius Muasau	47	Ty Summers
NB	22	Dru Phillips	19	Isaiah Simmons		
CB	3	Deonte Banks	37	Tre Hawkins III		
S	31	Tyler Nubin	24	Dane Belton		
S	27	Jason Pinnock	23	Anthony Johnson Jr.		
CB	28	Cor'Dale Flott	21	Adoree' Jackson	35	Art Green

## SAINTS OFFENSE

WR	10	Marquez Valdes-Scantling				
LT	75	Taliese Fuaga	67	Landon Young		
LG	62	Lucas Patrick	64	Nick Saldiveri		
C	78	Erik McCoy	66	Shane Lemieux		
RG	51	Cesar Ruiz	60	Kyle Hergel		
RT	70	Trevor Penning	74	Olisaemeka Udoh		
TE	87	Foster Moreau	83	Juwan Johnson		
TE	7	Taysom Hill	85	Dallin Holker		
WR	11	Cedrick Wilson Jr.	84	Mason Tipton		
QB	4	Derek Carr	3	Jake Haener	-or- 18	Spencer Rattler
RB	41	Alvin Kamara	21	Jamaal Williams	33	Jordan Mims
FB	46	Adam Prentice				

## SAINTS SPECIALISTS

P	43	Matthew Hayball				
K	19	Blake Grupe				
KO	19	Blake Grupe				
LS	49	Zach Wood				
H	43	Matthew Hayball				
PR	84	Mason Tipton				
KR	21	Jamaal Williams				

## SAINTS PRONUNCIATIONS

Ugo Amadi (OO-goh / ah-MAH-dee)  
 Bryan Bresee (bruh-ZEE)  
 Demario Davis (duh-MAR-ee-oh)  
 Isaiah Foskey (FAW-skee)  
 Taliese Fuaga (tah-lee-ESS-ay / foo-AH-gah)  
 Blake Grupe (GROOP-ee)  
 Jake Haener (HAY-ner)  
 Dallin Holker (DAL-in / HOLE-ker)  
 Shemar Jean-Charles (John-Charles)  
 Alvin Kamara (kuh-MAIR-Uh)

Tyrann Mathieu (Ty-ren / MATH-you)  
 Foster Moreau (MORE-oh)  
 Cesar Ruiz (SEE-zarr / ROO-eez)  
 Khalen Saunders (KAWL-en)  
 Nephi Sewell (NEE-fy / SOO-uhl)  
 Equanimeous St. Brown (eck-wah-nihm-ee-ous)  
 Alontae Taylor (uh-LAWN-tay)  
 Olisaemeka Udoh (OH-lee-suh-MEE-kah / OO-doe)  
 Marquez Valdes-Scantling (mar-KWEZ)  
 Xazavian Valladay (X-ZAY-vee-in)

No.	Name	Pos.
-----	------	------

0	Ugo Amadi	S
1	Alontae Taylor	CB
3	Jake Haener	QB
4	Derek Carr	QB
5	Will Harris	DB
6	Willie Gay Jr.	LB
10	Marquez Valdes-Scantling	WR
11	Cedrick Wilson Jr.	WR
14	Kool-Aid McKinstry	CB
18	Spencer Rattler	QB
19	Blake Grupe	K
20	Pete Werner	LB
21	Jamaal Williams	RB
27	Shemar Jean-Charles	DB
31	Jordan Howden	DB
32	Tyrann Mathieu	S
33	Jordan Mims	CB
36	Rico Payton	RB
41	Alvin Kamara	RB
43	Matthew Hayball	P
45	Nephi Sewell	LB
46	Adam Prentice	FB
48	J.T. Gray	DB
49	Zach Wood	LS
50	Khalen Saunders	DT
51	Cesar Ruiz	C/G
52	D'Marco Jackson	LB
53	Jaylan Ford	LB
55	Isaiah Foskey	DE
56	Demario Davis	LB
58	Anfernee Orji	LB
60	Kyle Hergel	G
62	Lucas Patrick	OL
64	Nick Saldiveri	OL
66	Shane Lemieux	G/C
67	Landon Young	T
70	Trevor Penning	T
74	Olisaemeka Udoh	OL
75	Taliese Fuaga	T
78	Erik McCoy	C/G
83	Juwan Johnson	TE
84	Mason Tipton	WR
85	Dallin Holker	TE
87	Foster Moreau	TE
90	Bryan Bresee	DT
93	Nathan Shepherd	DT
94	Cameron Jordan	DE
95	John Ridgeway III	DT
96	Carl Granderson	DE
97	Kristian Boyd	DT
98	Payton Turner	DE
99	Chase Young	DE

**PRACTICE SQUAD**

13	Equanimeous St. Brown	WR
17	Dante Pettis	WR
28	Tre Herndon	DB
34	Xazavian Valladay	RB
38	Millard Bradford	S
39	Charlie Smyth	K
44	Isaiah Stalbird	LB
57	Ryder Anderson	DT
63	Sincere Haynesworth	C
72	Josiah Ezirim	T
76	Austin Deculus	OL
80	Jermaine Jackson	WR
81	Kevin Austin Jr.	WR
82	Treyton Welch	TE
86	Michael Jacobson	TE
91	Kendal Vickers	DT



### TODAY'S OFFICIALS:

Referee - Clete Blakeman (34), Umpire - Scott Campbell (127), Down Judge - Dana McKenzie (8), Line Judge - Robin DeLorenzo (134), Field Judge - Karina Tovar (91), Side Judge - James Coleman (95), Back Judge - Jonah Monroe (120), Replay Official - Chad Adams, Replay Assistant - Amber Cornell



# GIANTS NUMERICAL

NO.	NAME	POS.	HT.	WT.	AGE	EXP.	COLLEGE
49	Adams, Matthew	LB	6-5	250	26	6	Florida State
3	Banks, Deonte	CB	6-0	200	21	R	LSU
82	Bellinger, Daniel	TE	6-4	228	28	6	Missouri
24	Belton, Dane	S	6-2	200	23	2	Maryland
12	Boyle, Tim	QB	6-5	258	23	3	Oregon
0	Burns, Brian	OLB	6-5	258	23	3	Oregon
94	Chatman, Elijah	DT	6-1	207	27	6	Arkansas-Pine Bluff
98	Davidson, D.J.	DL	6-2	202	37	15	Florida State
15	DeVito, Tommy	QB	6-4	233	30	6	Eastern Kentucky
89	Dulcich, Greg	TE	6-0	185	23	2	Tennessee
69	Durden, Cory	DT	6-2	210	26	2	Illinois
72	Eluemunor, Jermaine	T	5-8	185	23	3	Kentucky
25	Ezeudu, Joshua	OL	6-4	238	26	5	Clemson
78	Flott, Cor'Dale	CB	6-2	175	23	3	LSU
88	Ford-Wheaton, Bryce	WR	6-3	195	24	2	Old Dominion
45	Fox, Tomon	OLB	5-7	203	27	6	Florida Atlantic
9	Gano, Graham	K	6-0	200	25	4	Pittsburgh
6	Gillan, Jamie	P	6-2	175	23	3	LSU
20	Gray, Eric	RB	5-11	185	29	8	USC
35	Green, Art	DB	6-1	190	23	3	Iowa
37	Hawkins III, Tre	CB	6-3	195	24	2	Old Dominion
70	Hubbard, Christopher	T	6-4	295	33	11	Alabama at Birmingham
13	Hyatt, Jalin	WR	6-0	185	23	R	Kentucky
21	Jackson, Adoree'	CB	5-11	190	23	R	Kentucky
23	Johnson Jr., Anthony	S	6-0	205	25	2	Iowa State
57	Johnson, Patrick	LB	6-1	190	23	3	Iowa
59	Kreiter, Casey	LS	6-1	250	34	9	Iowa
63	Kubas, Jake	G	6-4	308	24	R	North Dakota State
2	Lock, Drew	QB	6-4	228	28	6	Missouri
85	Manhertz, Chris	TE	6-6	255	24	3	San Diego State
41	McFadden, Micah	ILB	6-2	245	26	3	North Carolina
53	Muasau, Darius	ILB	6-1	240	28	6	Texas Christian
1	Nabers, Malik	WR	6-0	230	28	7	Houston
73	Neal, Evan	T	6-7	340	24	3	Alabama
31	Nubin, Tyler	S	6-1	199	23	R	Minnesota
93	Nuñez-Roches, Rakeem	DL	6-2	305	31	10	Southern Miss
58	Okereke, Bobby	ILB	6-2	235	28	6	Stanford
22	Phillips, Dru	CB	5-11	190	23	R	Kentucky
27	Pinnock, Jason	S	6-0	200	25	4	Pittsburgh
95	Riley, Jordon	DT	6-5	315	26	2	Oregon
17	Robinson, Wan'Dale	WR	5-8	185	23	3	Kentucky
76	Runyan Jr., Jon	G	6-3	312	30	7	James Madison
61	Schmitz Jr., John Michael	C	6-4	320	25	2	Minnesota
19	Simmons, Isaiah	S/ILB	6-4	238	26	5	Clemson
26	Singleton, Devin	RB	5-10	211	25	2	Oklahoma
86	Slayton, Darius	WR	6-1	198	27	6	Auburn
87	Smith-Marsette, Ihmir	WR	6-1	185	25	4	Iowa
64	Stinnie, Aaron	G	6-3	305	34	10	Pennsylvania
47	Summers, Ty	LB	6-1	240	28	6	Texas Christian
5	Thibodeaux, Kayvon	OLB	6-5	258	23	3	Oregon
29	Tracy Jr., Tyrone	RB	5-11	210	25	R	Purdue
74	Van Roten, Greg	G	6-3	312	30	7	James Madison
55	Basham, Boogie	OLB	6-5	258	23	3	Oregon
90	Garcia, Elijah	DL	6-5	320	27	3	Arizona State
18	Hodgins, Isaiah	WR	6-4	245	24	3	UCLA
60	Hudson, Bryan	C	6-4	307	27	5	Michigan
81	Jackson, Kearis	WR	6-4	245	24	3	UCLA
71	Johnson, Marcellus	T	6-4	295	33	11	Alabama at Birmingham
43	Layne, Raheem	S	6-1	199	23	R	Minnesota
99	McAtamney, Jude	K	6-0	200	25	4	Pittsburgh
77	Miles, Joshua	T	6-4	295	33	11	Alabama at Birmingham
25	Miller, Dante	RB	5-11	185	29	8	USC
67	Morrissey, Jimmy	C	6-4	320	25	2	Oregon
83	Murray, Jordan	TE	6-6	255	24	3	San Diego State
79	Phillips, Tyre	T	6-4	295	33	11	Alabama at Birmingham
91	Rogers, Casey	DT	6-5	315	26	2	Oregon
30	Stroman Jr., Greg	DB	6-0	185	23	R	Kentucky
48	Whitley, Benton	OLB	6-5	258	23	3	Oregon

### 2024 Coaching Staff

Head Coach: Brian Daboll

#### Assistants:

Mike Kafka (Assistant Head Coach/Offensive Coordinator), Shane Bowen (Defensive Coordinator), Michael Gboubri (Special Teams Coordinator), Cam Achord (Assistant Special Teams), Mike Adams (Assistant Secondary), Angela Baker (Offensive Assistant), Carmen Bricillo (Offensive Line), Charlie Bullen (Outside Linebackers), Ben Burruss (Defensive Assistant), Bryan Cox (Assistant Defensive Line), Christian Daboll (Offensive Assistant), John Egorogwu (Inside Linebackers), James Ferentz (Assistant Offensive Line), Mike Groh (Wide Receivers), Jerome Henderson (Defensive Passing Game Coordinator/Defensive Backs), Christian Jones (Assistant Quarterbacks), Tim Kelly (Tight Ends), Cade Knox (Offensive Assistant/Game Manager), Zak Kuhr (Defensive Assistant), Andre Patterson (Defensive Line), Joel Thomas (Running Backs), Stephen Thomas (Assistant Special Teams), Shea Tierney (Offensive Passing Game Coordinator/Quarterbacks), Mike Treier (Safeties), Laura Young (Director of Coaching Operations).

# SAINTS NUMERICAL

NO.	NAME	POS.	HT.	WT.	AGE	EXP.	COLLEGE
0	Ugo Amadi	S	5-9	201	27	6	Oregon
1	Alontae Taylor	CB	6-1	199	26	3	Tennessee
3	Jake Haener	QB	6-1	200	25	2	Fresno State
4	Derek Carr	QB	6-3	215	33	11	Fresno State
5	Will Harris	DB	6-1	206	28	6	Boston College
6	Willie Gay Jr.	LB	6-1	243	26	5	Mississippi State
10	Marquez Valdes-Scantling	WR	6-4	206	30	7	South Florida
11	Cedrick Wilson Jr.	WR	6-2	197	29	7	Boise State
14	Kool-Aid McKinstry	CB	5-11	199	22	R	Alabama
18	Spencer Rattler	QB	6-0	211	24	R	South Carolina
19	Blake Grupe	K	5-7	156	26	2	Notre Dame
20	Pete Werner	LB	6-3	242	26	4	Ohio State
21	Jamaal Williams	RB	6-0	224	29	8	BYU
27	Shemar Jean-Charles	DB	5-10	184	26	4	Appalachian State
31	Jordan Howden	DB	6-0	209	24	2	Minnesota
32	Tyrann Mathieu	S	5-9	190	32	12	LSU
33	Jordan Mims	RB	6-0	205	25	1	Fresno State
36	Rico Payton	CB	6-0	182	25	R	Pittsburg State
41	Alvin Kamara	RB	5-10	215	29	8	Tennessee
43	Matthew Hayball	P	6-0	189	27	R	Vanderbilt
45	Nephi Sewell	LB	6-0	228	25	2	Utah
46	Adam Prentice	FB	6-0	245	27	4	South Carolina
48	J.T. Gray	DB	6-0	202	28	7	Mississippi State
49	Zach Wood	LS	6-3	255	31	8	Southern Methodist
50	Khalen Saunders	DT	6-0	324	28	6	Western Illinois
51	Cesar Ruiz	C/G	6-4	316	25	5	Michigan
52	D'Marco Jackson	LB	6-1	233	26	3	Appalachian State
53	Jaylan Ford	LB	6-2	240	23	R	Texas
55	Isaiah Foskey	DE	6-5	270	24	2	Notre Dame
56	Demario Davis	LB	6-2	248	35	13	Arkansas State
58	Anfernee Orji	LB	6-2	230	24	1	Vanderbilt
60	Kyle Hergel	G	6-2	315	25	R	Boston College
62	Lucas Patrick	OL	6-3	313	31	8	Duke
64	Nick Saldiveri	OL	6-6	316	24	2	Old Dominion
66	Shane Lemieux	G/C	6-4	310	27	5	Oregon
67	Landon Young	T	6-7	321	27	4	Kentucky
70	Trevor Penning	T	6-7	325	25	3	Northern Iowa
74	Olisaemeka Udoh	OL	6-6	320	27	6	Elon
75	Taliese Fuaga	T	6-6	324	22	R	Oregon State
78	Erik McCoy	C/G	6-4	303	27	6	Texas A&M
83	Juwan Johnson	TE	6-4	231	28	5	Oregon
84	Mason Tipton	WR	5-11	187	24	R	Yale
85	Dallin Holker	TE	6-3	241	24	R	Colorado State
87	Foster Moreau	TE	6-4	250	27	6	LSU
90	Bryan Bresee	DT	6-5	305	23	2	Clemson
93	Nathan Shepherd	DT	6-4	315	31	7	Fort Hays State
94	Cameron Jordan	DE	6-4	287	35	14	California
95	John Ridgeway III	DT	6-6	320	25	3	Arkansas
96	Carl Granderson	DE	6-5	261	27	6	Wyoming
97	Khristian Boyd	DT	6-2	320	24	R	Northern Iowa
98	Payton Turner	DE	6-6	270	25	4	Houston
99	Chase Young	DE	6-5	265	25	5	Ohio State

### 2024 Coaching Staff

Interim Head Coach Darren Rizzi

#### Assistants:

Clancy Barone (Tight Ends), John Benton (Offensive Line), Rick Dennison (Senior Offensive Assistant), Jahri Evans (Offensive Assistant), Derrick Foster (Running Backs), Phil Galiano (Assistant Special Teams), Matt Giordano (Defensive Assistant), Peter Giunta (Senior Defensive Assistant), Todd Grantham (Defensive Line), Adam Gristick (Defensive Assistant), Michael Hodges (Linebackers), Andrew Janocko (Quarterbacks), Klint Kubiak (Offensive Coordinator), Marwan Maalouf (Special Teams Assistant), Mike Martinez (Assistant to the Head Coach), DeNarius McGhee (Assistant Wide Receivers), Kevin Petry (Offensive Assistant), Marcus Robertson (Secondary), Jordan Traylor (Offensive Assistant), Keith Williams (Wide Receivers), Joe Woods (Defensive Coordinator), Brian Young (Pass Rush Specialist).



0	Amadi, Ugo	S
97	Boyd, Khristian	DT
90	Bresee, Bryan	DT
4	Carr, Derek	QB
56	Davis, Demario	LB
53	Ford, Jaylan	LB
55	Foskey, Isaiah	DE
75	Fuaga, Taliese	T
6	Gay Jr., Willie	LB
96	Granderson, Carl	DE
48	Gray, J.T.	DB
19	Grupe, Blake	K
3	Haener, Jake	QB
5	Harris, Will	DB
43	Hayball, Matthew	P
60	Hergel, Kyle	G
85	Holker, Dallin	TE
31	Howden, Jordan	DB
52	Jackson, D'Marco	LB
27	Jean-Charles, Shemar	DB
83	Johnson, Juwan	TE
94	Jordan, Cameron	DE
41	Kamara, Alvin	RB
66	Lemieux, Shane	G/C
32	Mathieu, Tyrann	S
78	McCoy, Erik	C/G
14	McKinstry, Kool-Aid	CB
33	Mims, Jordan	RB
87	Moreau, Foster	TE
58	Orji, Anfernee	LB
62	Patrick, Lucas	OL
36	Payton, Rico	CB
70	Penning, Trevor	T
46	Prentice, Adam	FB
18	Ridgeway, Spencer	QB
95	Ridgeway III, John	DT
51	Ruiz, Cesar	C/G
64	Saldiveri, Nick	OL
50	Saunders, Khalen	DT
45	Sewell, Nephi	LB
93	Shepherd, Nathan	DT
1	Taylor, Alontae	CB
84	Tipton, Mason	WR
98	Turner, Payton	DE
74	Udoh, Olisaemeka	OL
10	Valdes-Scantling, Marquez	WR
20	Werner, Pete	LB
21	Williams, Jamaal	RB
11	Wilson Jr., Cedrick	WR
49	Wood, Zach	LS
99	Young, Chase	DE
67	Young, Landon	T

### PRACTICE SQUAD

57	Anderson, Ryder	DT
81	Austin Jr., Kevin	WR
38	Bradford, Millard	S
76	Deculus, Austin	OL
72	Ezirim, Josiah	T
63	Haynesworth, Sincere	C
28	Herndon, Tre	DB
80	Jackson, Jermaine	WR
86	Jacobson, Michael	TE
17	Pettis, Dante	WR
39	Smyth, Charlie	K
13	St. Brown, Equanimeous	WR
44	Stalbird, Isaiah	LB
34	Valladay, Xazavian	RB
91	Vickers, Kendal	DT
82	Welch, Treyton	TE

# National Football League Game Summary

NFL Copyright © 2024 by The National Football League. All rights reserved. This summary and play-by-play is for the express purpose of assisting media in their coverage of the game; any other use of this material is prohibited without the written permission of the National Football League.

Date: Sunday, 12/8/2024

## New Orleans Saints at New York Giants

Start Time: 1:02 PM EST

at MetLife Stadium, East Rutherford, NJ

### Game Day Weather

Game Weather: Fair  
Open Stadium on Field Turf Core

Temp: 54° F (12.2° C) Humidity: 35%, Wind: W 13 mph  
Wind Chill: 40

### Officials

Referee: Blakeman, Clete (34)  
Line Judge: DeLorenzo, Robin (134)  
Back Judge: Monroe, Jonah (120)

Umpire: Campbell, Scott (127)  
Field Judge: Tovar, Karina (91)  
Replay Official: Adams, Chad (0)

Down Judge: McKenzie, Dana (8)  
Side Judge: Coleman, James (95)

### Lineups

#### New Orleans Saints

Offense		Defense	
WR 10	M.Valdes-Scantling	DT 93	N.Shepherd
LT 75	T.Fuaga	DT 50	K.Saunders
LG 62	L.Patrick	DE 96	C.Granderson
C 78	E.McCoy	LDE 94	C.Jordan
RG 51	C.Ruiz	WILL 20	P.Werner
RT 70	T.Penning	MLB 56	D.Davis
TE 87	F.Moreau	LCB 1	A.Taylor
WR 81	K.Austin	RCB 14	K.McKinstry
QB 4	D.Carr	SS 5	W.Harris
FB 46	A.Prentice	FS 32	T.Mathieu
RB 41	A.Kamara	S 0	U.Amadi

#### New York Giants

Offense		Defense	
WR 86	D.Slayton	NT 95	J.Riley
LT 75	J.Ezeudu	DT 94	E.Chatman
LG 76	J.Runyan	DL 90	E.Garcia
C 61	J.Schmitz	OLB 0	B.Burns
RG 74	G.Van Roten	OLB 5	K.Thibodeaux
RT 73	E.Neal	ILB 53	D.Muasau
TE 82	D.Bellinger	ILB 41	M.McFadden
WR 17	W.Robinson	CB 21	A.Jackson
WR 1	M.Nabers	CB 37	T.Hawkins
QB 2	D.Lock	S 31	T.Nubin
RB 29	T.Tracy	S 27	J.Pinnock

### Substitutions

QB 3 J.Haener, LB 6 W.Gay, WR 11 C.Wilson, WR 17 D.Pettis, K 19 B.Grupe, RB 21 Ja.Williams, RB 25 K.Miller, DB 27 S.Jean-Charles, DB 31 J.Howden, CB 36 R.Payton, P 43 M.Hayball, LB 45 N.Sewell, DB 48 J.Gray, LS 49 Z.Wood, LB 52 D.Jackson, DE 55 I.Foskey, LB 58 A.Orji, T 67 L.Young, OL 74 O.Udoh, TE 83 J.Johnson, TE 85 D.Holker, DT 90 B.Bresee, DT 95 J.Ridgeway, DE 98 P.Turner, DE 99 C.Young

### Substitutions

P 6 J.Gillan, K 9 G.Gano, WR 13 J.Hyatt, QB 15 T.DeVito, S/ILB 19 I.Simmons, RB 20 E.Gray, S 23 A.Johnson, S 24 D.Belton, RB 26 D.Singletary, CB 30 G.Stroman, CB 35 A.Green, OLB 45 T.Fox, LB 47 T.Summers, LB 49 M.Adams, LB 57 P.Johnson, LS 59 C.Kreiter, G 63 J.Kubas, OL 64 A.Stinnie, DL 69 C.Durden, T 79 T.Phillips, TE 85 C.Manhertz, WR 87 I.Smith-Marssette, WR 88 B.Ford-Wheaton, TE 89 G.Dulcich, DL 91 C.Rogers

### Did Not Play

C/G 66 S.Lemieux

### Did Not Play

CB 28 C.Flott

### Not Active

3QB 18 S.Rattler, RB 33 J.Mims, LB 53 J.Ford, WR 84 M.Tipton, DT 97 K.Boyd

### Not Active

CB 3 D.Banks, CB 22 A.Phillips, DB 33 D.Williams, ILB 58 B.Okereke, T 70 C.Hubbard, OL 72 J.Elumunor, DL 93 R.Nunez-Roches

### Field Goals (made ( ) & missed)

	B.Grupe	53WL 60B	G.Gano	(43) 35B				
			1	2	3	4	OT	Total
VISITOR:	New Orleans Saints		7	0	7	0	0	14
HOME:	New York Giants		0	3	0	8	0	11

### Scoring Plays

Team	Qtr	Time	Play Description (Extra Point) (Drive Info)	Visitor	Home
Saints	1	1:19	K.Miller 8 yd. run (B.Grupe kick) (9-98, 5:11)	7	0
Giants	2	11:20	G.Gano 43 yd. Field Goal (7-26, 2:42)	7	3
Saints	3	3:40	J.Johnson 11 yd. pass from D.Carr (B.Grupe kick) (9-69, 4:41)	14	3
Giants	4	4:11	T.Tracy 1 yd. run (D.Lock-M.Nabers pass) (13-82, 6:03)	14	11

Paid Attendance: 76,143

Time: 3:19

New Orleans Saints vs New York Giants  
12/8/2024 at MetLife Stadium

# Final Individual Statistics

## New Orleans Saints

## New York Giants

RUSHING						RUSHING					
	ATT	YDS	AVG	LG	TD		ATT	YDS	AVG	LG	TD
A.Kamara	17	44	2.6	16	0	D.Lock	5	59	11.8	25	0
K.Miller	10	32	3.2	9	1	T.Tracy	16	45	2.8	7	1
D.Carr	2	12	6.0	9	0	D.Singleary	2	8	4.0	4	0
Ja.Williams	3	5	1.7	2	0						
J.Haener	1	-1	-1.0	-1	0						
Total	33	92	2.8	16	1	Total	23	112	4.9	25	1

PASSING									PASSING								
	ATT	CMP	YDS	SK/YD	TD	LG	IN	RT		ATT	CMP	YDS	SK/YD	TD	LG	IN	RT
D.Carr	31	20	219	1/9	1	32	1	82.6	D.Lock	49	21	227	2/14	0	23	1	48.6
J.Haener	0	0	0	1/10	0	0	0	0.0									
Total	31	20	219	2/19	1	32	1	82.6	Total	49	21	227	2/14	0	23	1	48.6

PASS RECEIVING								PASS RECEIVING												
	TAR	REC	YDS	AVG	LG	TD		TAR	REC	YDS	AVG	LG	TD		TAR	REC	YDS	AVG	LG	TD
A.Kamara	5	5	35	7.0	11	0	M.Nabers	10	5	79	15.8	23	0	D.Bellinger	7	5	45	9.0	12	0
M.Valdes-Scantling	7	4	51	12.8	22	0	T.Tracy	10	5	38	7.6	13	0	W.Robinson	11	4	38	9.5	18	0
J.Johnson	5	4	50	12.5	30	1	D.Slayton	6	2	27	13.5	20	0	J.Hyatt	2	0	0	0.0	0	0
F.Moreau	2	2	40	20.0	32	0														
Ja.Williams	2	2	10	5.0	5	0	Total	46	21	227	10.8	23	0							
C.Wilson	1	1	18	18.0	18	0														
D.Holker	1	1	10	10.0	10	0														
K.Austin	5	1	5	5.0	5	0														
D.Pettis	2	0	0	0.0	0	0														
K.Miller	1	0	0	0.0	0	0														
Total	31	20	219	11.0	32	1														

INTERCEPTIONS							INTERCEPTIONS						
	NO	YDS	AVG	LG	TD		NO	YDS	AVG	LG	TD		
D.Davis	1	0	0.0	0	0	T.Hawkins	1	0	0.0	0	0		
Total	1	0	0.0	0	0	Total	1	0	0.0	0	0		

PUNTING								PUNTING							
	NO	YDS	AVG	NET	TB	IN20	LG		NO	YDS	AVG	NET	TB	IN20	LG
M.Hayball	7	292	41.7	35.1	0	2	51	J.Gillan	8	299	37.4	37.4	0	4	47
Total	7	292	41.7	35.1	0	2	51	Total	8	299	37.4	37.4	0	4	47

PUNT RETURNS								PUNT RETURNS							
	NO	YDS	AVG	FC	LG	TD		NO	YDS	AVG	FC	LG	TD		
D.Pettis	0	0	0.0	5	0	0	I.Smith-Marsette	5	46	9.2	1	15	0		
[OUT OF BOUNDS]	3	0	0.0	0	0	0	[DOWNED]	1	0	0.0	0	0	0		
Total	0	0	0.0	5	0	0	Total	5	46	9.2	1	15	0		

KICKOFF RETURNS								KICKOFF RETURNS							
	NO	YDS	AVG	FC	LG	TD		NO	YDS	AVG	FC	LG	TD		
K.Miller	1	31	31.0	0	31	0	I.Smith-Marsette	2	49	24.5	0	25	0		
Ja.Williams	1	16	16.0	0	16	0	[TOUCHBACK]	1	0	0.0	0	0	0		
[TOUCHBACK]	1	0	0.0	0	0	0	Total	2	49	24.5	0	25	0		
Total	2	47	23.5	0	31	0									

### New Orleans Saints

FUMBLES	FUM	LOST	OWN-REC	YDS	TD	FORCED	OPP-REC	YDS	TD	OUT-BDS
D.Carr	1	0	1	0	0	0	0	0	0	0
J.Johnson	1	0	0	0	0	0	0	0	0	0
M.Valdes-Scantling	0	0	1	1	0	0	0	0	0	0
Total	2	0	2	1	0	0	0	0	0	0

### New York Giants

FUMBLES	FUM	LOST	OWN-REC	YDS	TD	FORCED	OPP-REC	YDS	TD	OUT-BDS
D.Belton	0	0	0	0	0	1	0	0	0	0
B.Burns	0	0	0	0	0	1	0	0	0	0
Total	0	0	0	0	0	2	0	0	0	0



# Final Team Statistics

	Visitor Saints	Home Giants
<b>TOTAL FIRST DOWNS</b>	18	16
By Rushing	7	4
By Passing	10	12
By Penalty	1	0
<b>THIRD DOWN EFFICIENCY</b>	5-15-33.3%	5-19-26.3%
<b>FOURTH DOWN EFFICIENCY</b>	0-1-0.0%	2-4-50.0%
<b>TOTAL NET YARDS</b>	292	325
Total Offensive Plays (inc. times thrown passing)	66	74
Average gain per offensive play	4.4	4.4
<b>NET YARDS RUSHING</b>	92	112
Total Rushing Plays	33	23
Average gain per rushing play	2.8	4.9
Tackles for a loss-number and yards	10-20	0-0
<b>NET YARDS PASSING</b>	200	213
Times thrown - yards lost attempting to pass	2-19	2-14
Gross yards passing	219	227
<b>PASS ATTEMPTS-COMPLETIONS-HAD INTERCEPTED</b>	31-20-1	49-21-1
Avg gain per pass play (inc.# thrown passing)	6.1	4.2
<b>KICKOFFS Number-In End Zone-Touchbacks</b>	3-1-1	3-2-1
<b>PUNTS Number and Average</b>	7-41.7	8-37.4
Had Blocked	0	0
<b>FGs - PATs Had Blocked</b>	1-0	1-0
<b>Net Punting Average</b>	35.1	37.4
<b>TOTAL RETURN YARDAGE (Not Including Kickoffs)</b>	0	46
No. and Yards Punt Returns	0-0	5-46
No. and Yards Kickoff Returns	2-47	2-49
No. and Yards Interception Returns	1-0	1-0
<b>PENALTIES Number and Yards</b>	6-40	12-112
<b>FUMBLES Number and Lost</b>	2-0	0-0
<b>TOUCHDOWNS</b>	2	1
Rushing	1	1
Passing	1	0
<b>EXTRA POINTS Made-Attempts</b>	2-2	1-1
Kicking Made-Attempts	2-2	0-0
Passing Made-Attempts	0-0	1-1
<b>FIELD GOALS Made-Attempts</b>	0-2	1-2
<b>RED ZONE EFFICIENCY</b>	2-2-100%	1-3-33%
<b>GOAL TO GO EFFICIENCY</b>	1-1-100%	1-1-100%
<b>SAFETIES</b>	0	0
<b>FINAL SCORE</b>	14	11
<b>TIME OF POSSESSION</b>	31:49	28:11

# Ball Possession And Drive Chart

## New Orleans Saints

#	Time Recd	Time Lost	Time Poss	How Ball Obtained	Drive Began	# Play	Yds Gain	Yds Pen	Net Yds	1st Down	Last Scrm	How Given Up
1	15:00	13:32	1:28	Kickoff	NO 16	3	5	0	5	0	NO 21	Punt
2	11:36	7:51	3:45	Downs	NYG 49	7	14	0	14	1	NYG 35	Missed FG
3	6:30	1:19	5:11	Punt	NO 2	9	98	0	98	6	* NYG 8	Touchdown
4	0:11	14:02	1:09	Punt	NO 28	3	3	0	3	0	NO 31	Punt
5	11:20	9:12	2:08	Kickoff	NO 39	4	9	0	9	0	NO 46	Downs
6	7:59	6:17	1:42	Punt	NO 8	3	5	0	5	0	NO 13	Punt
7	4:17	1:49	2:28	Punt	NO 20	5	5	0	5	1	NO 25	Punt
8	0:29	0:00	0:29	Punt	NO 16	5	15	27	42	2	NYG 42	Missed FG
9	13:25	9:33	3:52	Punt	NO 21	7	27	0	27	2	NO 48	Interception
10	8:21	3:40	4:41	Punt	NO 31	9	74	-5	69	4	* NYG 11	Touchdown
11	13:35	10:14	3:21	Punt	NO 11	6	40	-5	35	2	NO 46	Punt
12	4:11	3:07	1:04	Kickoff	NO 30	3	8	0	8	0	NO 38	Punt
13	1:44	1:21	0:23	Interception	NO 47	3	-8	0	-8	0	NO 39	Punt
14	0:08	0:00	0:08	Missed FG	NO 25	1	-1	0	-1	0	NO 25	End of Game

(345) Average NO 25

## New York Giants

#	Time Recd	Time Lost	Time Poss	How Ball Obtained	Drive Began	# Play	Yds Gain	Yds Pen	Net Yds	1st Down	Last Scrm	How Given Up
1	13:32	11:36	1:56	Punt	NO 48	7	17	-20	-3	1	NO 36	Downs
2	7:51	6:30	1:21	Missed FG	NYG 43	3	8	0	8	0	NO 49	Punt
3	1:19	0:11	1:08	Kickoff	NYG 32	3	4	0	4	0	NYG 36	Punt
4	14:02	11:20	2:42	Punt	NYG 49	7	26	0	26	2	* NO 25	Field Goal
5	9:12	7:59	1:13	Downs	NO 48	3	6	0	6	0	NO 42	Punt
6	6:17	4:17	2:00	Punt	NYG 49	3	6	-5	1	0	50	Punt
7	1:49	0:29	1:20	Punt	NYG 37	5	19	-5	14	1	NO 49	Punt
8	15:00	13:25	1:35	Kickoff	NYG 30	3	8	0	8	0	NYG 38	Punt
9	9:33	8:21	1:12	Interception	NYG 17	3	8	0	8	0	NYG 25	Punt
10	3:40	13:35	5:05	Kickoff	NYG 29	9	51	-25	26	2	NO 45	Punt
11	10:14	4:11	6:03	Punt	NYG 18	13	82	0	82	6	* NO 1	Touchdown
12	3:07	1:44	1:23	Punt	NYG 14	7	29	-5	24	1	NYG 38	Interception
13	1:21	0:08	1:13	Punt	NYG 27	10	61	-5	56	3	* NO 17	Missed FG

(449) Average NYG 35

\* inside opponent's 20

### Time of Possession by Quarter

		1st	2nd	3rd	4th	OT	Total
Visitor	New Orleans Saints	10:35	7:45	8:33	4:56		31:49
Home	New York Giants	4:25	7:15	6:27	10:04		28:11

### Kickoff Drive No.-Start Average

Saints: 3 - NO 28                      Giants: 3 - NYG 30

New Orleans Saints vs New York Giants  
12/8/2024 at MetLife Stadium

# Final Defensive Statistics

## New Orleans Saints

### Regular Defensive Plays

### Special Teams

### Misc

	TKL	AST	COMB	SK	/ YDS	TFL	Q	IN	PD	FF	FR	TKL	AST	FF	FR	BL	TKL	AST	FF	FR	
U.Amadi	6	2	8	0	0	0	0	0	2	0	0	0	0	0	0	0	0	0	0	0	0
D.Davis	5	3	8	0	0	0	1	1	1	0	0	0	0	0	0	0	0	0	0	0	0
W.Harris	5	1	6	0	0	0	0	0	1	0	0	0	0	0	0	0	0	0	0	0	0
P.Werner	5	1	6	0	0	0	0	0	0	0	0	0	0	0	0	0	0	0	0	0	0
K.Saunders	4	1	5	1	8	1	2	0	0	0	0	0	0	0	0	0	0	0	0	0	0
K.McKinstry	4	0	4	0	0	0	0	0	2	0	0	0	0	0	0	0	0	0	0	0	0
C.Granderson	3	1	4	0	0	0	3	0	1	0	0	0	0	0	0	0	0	0	0	0	0
A.Taylor	2	1	3	0	0	0	0	0	1	0	0	0	0	0	0	0	0	0	0	0	0
N.Shepherd	1	1	2	0	0	0	0	0	0	0	0	0	0	0	0	0	0	0	0	0	0
B.Bresee	1	0	1	1	6	1	2	0	2	0	0	0	0	0	0	1	0	0	0	0	0
P.Turner	1	0	1	0	0	0	0	0	1	0	0	0	0	0	0	0	0	0	0	0	0
J.Howden	1	0	1	0	0	0	0	0	0	0	0	0	0	0	0	0	0	0	0	0	0
C.Young	0	1	1	0	0	0	3	0	1	0	0	0	0	0	0	0	0	0	0	0	0
C.Jordan	0	1	1	0	0	0	2	0	1	0	0	0	0	0	0	0	0	0	0	0	0
I.Foskey	0	1	1	0	0	0	0	0	0	0	0	1	0	0	0	0	0	0	0	0	0
J.Ridgeway	0	1	1	0	0	0	0	0	0	0	0	0	0	0	0	0	0	0	0	0	0
T.Mathieu	0	1	1	0	0	0	0	0	0	0	0	0	0	0	0	0	0	0	0	0	0
J.Gray	0	0	0	0	0	0	0	0	0	0	0	2	1	0	0	0	0	0	0	0	0
Ja.Williams	0	0	0	0	0	0	0	0	0	0	0	1	0	0	0	0	0	0	0	0	0
R.Payton	0	0	0	0	0	0	0	0	0	0	0	1	0	0	0	0	0	0	0	0	0
C.Wilson	0	0	0	0	0	0	0	0	0	0	0	0	1	0	0	0	0	0	0	0	0
K.Austin	0	0	0	0	0	0	0	0	0	0	0	0	0	0	0	0	1	0	0	0	0
D.Carr	0	0	0	0	0	0	0	0	0	0	0	0	0	0	0	0	0	0	0	0	1
M.Valdes-Scantling	0	0	0	0	0	0	0	0	0	0	0	0	0	0	0	0	0	0	0	0	1
<b>Total</b>	<b>38</b>	<b>16</b>	<b>54</b>	<b>2</b>	<b>14</b>	<b>2</b>	<b>13</b>	<b>1</b>	<b>13</b>	<b>0</b>	<b>0</b>	<b>5</b>	<b>2</b>	<b>0</b>	<b>0</b>	<b>1</b>	<b>1</b>	<b>0</b>	<b>0</b>	<b>0</b>	<b>2</b>

TKL = Tackle AST = Assist COMB = Combined QH=QB Hit IN = Interception PD = Pass Defense FF = Forced Fumble FR = Fumble Recovery

## New York Giants

### Regular Defensive Plays

### Special Teams

### Misc

	TKL	AST	COMB	SK	/ YDS	TFL	QH	IN	PD	FF	FR	TKL	AST	FF	FR	BL	TKL	AST	FF	FR	
M.McFadden	8	3	11	0	0	5	0	0	0	0	0	0	0	0	0	0	0	0	0	0	0
D.Muasau	7	1	8	0	0	0	0	0	0	0	0	0	0	0	0	0	0	0	0	0	0
T.Hawkins	4	2	6	0	0	0	0	1	2	0	0	0	0	0	0	0	0	0	0	0	0
J.Pinnock	2	4	6	0	0	0	0	0	0	0	0	0	0	0	0	0	0	0	0	0	0
T.Nubin	4	1	5	0	0	0	0	0	0	0	0	0	0	0	0	0	0	0	0	0	0
D.Belton	1	4	5	0	0	0	0	0	0	0	1	0	0	0	0	0	0	0	0	0	0
E.Garcia	1	4	5	0	0	0	0	0	0	0	0	0	0	0	0	0	0	0	0	0	0
B.Burns	2	2	4	1	9	2	2	0	0	1	0	0	0	0	0	0	0	0	0	0	0
K.Thibodeaux	2	1	3	1	10	2	2	0	0	0	0	0	0	0	0	0	0	0	0	0	0
A.Jackson	2	1	3	0	0	1	0	0	1	0	0	0	0	0	0	0	0	0	0	0	0
I.Simmons	2	1	3	0	0	0	0	0	0	0	0	0	0	0	0	0	0	0	0	0	0
C.Durden	2	1	3	0	0	1	0	0	0	0	0	0	0	0	0	0	0	0	0	0	0
E.Chatman	1	2	3	0	0	1	0	0	0	0	0	0	0	0	0	0	0	0	0	0	0
G.Stroman	2	0	2	0	0	0	0	0	0	0	0	0	0	0	0	0	0	0	0	0	0
J.Riley	1	0	1	0	0	1	0	0	0	0	0	0	0	0	0	0	0	0	0	0	0
P.Johnson	0	1	1	0	0	0	0	0	0	0	0	0	0	0	0	0	0	0	0	0	0
A.Green	0	1	1	0	0	0	0	0	0	0	0	0	0	0	0	0	0	0	0	0	0
B.Ford-Wheaton	0	0	0	0	0	0	0	0	0	0	0	1	0	0	0	0	0	0	0	0	0
T.Summers	0	0	0	0	0	0	0	0	0	0	0	1	0	0	0	0	0	0	0	0	0
C.Rogers	0	0	0	0	0	0	0	0	0	0	0	0	0	0	0	1	0	0	0	0	0
<b>Total</b>	<b>41</b>	<b>29</b>	<b>70</b>	<b>2</b>	<b>19</b>	<b>13</b>	<b>4</b>	<b>1</b>	<b>3</b>	<b>2</b>	<b>0</b>	<b>2</b>	<b>0</b>	<b>0</b>	<b>0</b>	<b>1</b>	<b>0</b>	<b>0</b>	<b>0</b>	<b>0</b>	<b>0</b>





Play By Play

First Quarter

12/8/2024

NYG wins the coin toss and elects to defer. NO elects to Receive, and NYG elects to defend the north goal.

G.Gano kicks 65 yards from NYG 35 to NO 0. Ja.Williams MUFFS catch, and recovers at NO 0. Ja.Williams to NO 16 for 16 yards (B.Ford-Wheaton).

**New Orleans Saints at 15:00, (1st play from scrimmage 14:55)**

- 1-10-NO 16 (14:55) A.Kamara right tackle to NO 15 for -1 yards (E.Chatman).
- 2-11-NO 15 (14:21) (Shotgun) D.Carr pass short left to M.Valdes-Scantling ran ob at NO 21 for 6 yards (A.Jackson).
- 3-5-NO 21 (13:47) (Shotgun) D.Carr pass incomplete short left to D.Pettis (T.Hawkins).
- 4-5-NO 21 (13:43) M.Hayball punts 35 yards to NYG 44, Center-Z.Wood. I.Smith-Marssette pushed ob at NO 48 for 8 yards (Ja.Williams).

**New York Giants at 13:32**

- 1-10-NO 48 (13:32) D.Lock pass incomplete short right to T.Tracy.
- 2-10-NO 48 (13:28) (Shotgun) D.Lock pass incomplete deep left to D.Slayton (K.McKinstry).
- 3-10-NO 48 (13:22) (No Huddle, Shotgun) D.Lock pass short right to W.Robinson to NO 39 for 9 yards (U.Amadi).
- PENALTY on NYG-J.Ezeudu, Illegal Formation, 5 yards, enforced at NO 48 - No Play.*
- 3-15-NYG 47 (12:54) (Shotgun) D.Lock scrambles left end ran ob at NO 38 for 15 yards (D.Davis).
- 1-10-NO 38 (12:27) (No Huddle) T.Tracy left end to NO 36 for 2 yards (D.Davis).
- 2-8-NO 36 (11:56) (No Huddle, Shotgun) D.Lock pass incomplete short right to W.Robinson.
- 3-8-NO 36 (11:52) (No Huddle, Shotgun) D.Lock pass incomplete short right to W.Robinson (B.Bresee) [C.Young].
- 4-8-NO 36 (11:44) (Shotgun) D.Lock pass incomplete short right [C.Granderson].
- PENALTY on NYG-D.Lock, Intentional Grounding, 15 yards, enforced at NO 36.*
- Penalty on NYG-D.Singletary, Offensive Holding, declined.*

R1

Timeout at 11:36.

**New Orleans Saints at 11:36**

- 1-10-NYG 49 (11:36) (Shotgun) D.Carr pass short left to A.Kamara pushed ob at NYG 42 for 7 yards (D.Muasau).
- 2-3-NYG 42 (11:07) A.Kamara right guard to NYG 44 for -2 yards (K.Thibodeaux, E.Garcia).
- 3-5-NYG 44 (10:26) (Shotgun) A.Kamara right guard to NYG 35 for 9 yards (T.Nubin; I.Simmons).
- 1-10-NYG 35 (9:50) (Shotgun) A.Kamara right end to NYG 37 for -2 yards (M.McFadden).
- 2-12-NYG 37 (9:17) K.Miller right end to NYG 40 for -3 yards (A.Jackson, M.McFadden).
- 3-15-NYG 40 (8:35) (Shotgun) D.Carr pass short middle to Ja.Williams to NYG 35 for 5 yards (I.Simmons).
- 4-10-NYG 35 (7:55) B.Grupe 53 yard field goal is No Good, Wide Left, Center-Z.Wood, Holder-M.Hayball.

R1

Timeout at 07:51.

**New York Giants at 7:51**

- 1-10-NYG 43 (7:51) (Shotgun) T.Tracy up the middle to NYG 48 for 5 yards (P.Turner).
- 2-5-NYG 48 (7:26) (No Huddle) T.Tracy right tackle to NO 49 for 3 yards (P.Werner).
- 3-2-NO 49 (6:42) (Shotgun) D.Lock pass incomplete short right to T.Tracy.
- 4-2-NO 49 (6:38) J.Gillan punts 47 yards to NO 2, Center-C.Kreiter, out of bounds.

Timeout at 06:30.

**New Orleans Saints at 6:30**

- 1-10-NO 2 (6:30) D.Carr pass incomplete deep left to M.Valdes-Scantling (A.Jackson).
- 2-10-NO 2 (6:23) A.Kamara up the middle to NO 7 for 5 yards (J.Pinnock; E.Garcia).
- 3-5-NO 7 (5:41) (Shotgun) D.Carr pass deep left to M.Valdes-Scantling to NO 29 for 22 yards (G.Stroman).
- 1-10-NO 29 (4:59) (Shotgun) D.Carr pass deep middle to J.Johnson to NYG 41 for 30 yards (J.Pinnock).
- 1-10-NYG 41 (4:16) D.Carr scrambles right end ran ob at NYG 38 for 3 yards (T.Nubin).
- 2-7-NYG 38 (3:37) (Shotgun) K.Miller right end to NYG 30 for 8 yards (T.Nubin).
- 1-10-NYG 30 (2:52) D.Carr pass short left to D.Holker to NYG 20 for 10 yards (J.Pinnock; B.Burns).
- 1-10-NYG 20 (2:09) A.Kamara left end pushed ob at NYG 8 for 12 yards (T.Nubin).
- 1-8-NYG 8 (1:27) (Shotgun) K.Miller left tackle for 8 yards, TOUCHDOWN.
- B.Grupe extra point is GOOD, Center-Z.Wood, Holder-M.Hayball.

P2

P3

R4

P5

R6

R7

Timeout at 01:19.

**NO 7 NYG 0, 9 plays, 98 yards, 5:11 drive, 13:41 elapsed**

B.Grupe kicks 63 yards from NO 35 to NYG 2. I.Smith-Marssette to NYG 27 for 25 yards (J.Gray; C.Wilson).

*PENALTY on NO-N.Sewell, Illegal Formation, 5 yards, enforced at NYG 27.*

**New York Giants at 1:19, (1st play from scrimmage 1:12)**

**New Orleans Saints vs New York Giants at MetLife Stadium**

1-10-NYG 32 (1:12) (Shotgun) D.Lock pass incomplete short left to D.Bellinger (B.Bresee).

2-10-NYG 32 (1:06) D.Singleary right tackle to NYG 36 for 4 yards (P.Werner).

3-6-NYG 36 (:24) (Shotgun) D.Lock pass incomplete deep left to J.Hyatt.

4-6-NYG 36 (:17) J.Gillan punts 36 yards to NO 28, Center-C.Kreiter, fair catch by D.Pettis.

**New Orleans Saints at 0:11**

1-10-NO 28 (:11) (Shotgun) D.Carr pass short middle to J.Johnson to NO 23 for -5 yards (M.McFadden, E.Garcia).

**END OF QUARTER**

	Score	Time Poss	First Downs				Efficiencies	
			R	P	X	T	3 Down	4 Down
New Orleans Saints	7	10:35	4	3	0	7	2/4	0/0
New York Giants	0	4:25	1	0	0	1	1/4	0/1

**Second Quarter**

12/8/2024

**Play By Play**

New Orleans Saints continued.

- 2-15-NO 23 (15:00) (Shotgun) D.Carr pass short left to F.Moreau to NO 31 for 8 yards (D.Muasau).  
 3-7-NO 31 (14:15) (Shotgun) D.Carr pass incomplete short middle to K.Miller.  
 4-7-NO 31 (14:12) M.Hayball punts 46 yards to NYG 23, Center-Z.Wood. I.Smith-Marsette pushed ob at NYG 34 for 11 yards (I.Foskey).  
*PENALTY on NO-Ja.Williams, Unnecessary Roughness, 15 yards, enforced at NYG 34.*

**New York Giants at 14:02**

- 1-10-NYG 49 (14:02) D.Lock pass short right to D.Bellinger pushed ob at NO 40 for 11 yards (A.Taylor). P2  
1-10-NO 40 (13:32) (No Huddle) T.Tracy right tackle to NO 37 for 3 yards (C.Granderson).  
 2-7-NO 37 (13:06) (No Huddle) D.Lock pass deep left to M.Nabers to NO 20 for 17 yards (D.Davis). P3  
1-10-NO 20 (12:32) (No Huddle) T.Tracy left tackle to NO 19 for 1 yard (C.Jordan; U.Amadi).  
 2-9-NO 19 (12:07) (No Huddle) D.Lock pass incomplete short right [C.Jordan].  
 3-9-NO 19 (12:03) (No Huddle, Shotgun) D.Lock sacked at NO 25 for -6 yards (B.Bresee).  
 4-15-NO 25 (11:24) **G.Gano 43 yard field goal is GOOD, Center-C.Kreiter, Holder-J.Gillan.**

Timeout at 11:20.

NO 7 NYG 3, 7 plays, 26 yards, 2:42 drive, 3:40 elapsed

G.Gano kicks 57 yards from NYG 35 to NO 8. K.Miller to NO 39 for 31 yards (T.Summers).

**New Orleans Saints at 11:20, (1st play from scrimmage 11:14)**

- 1-10-NO 39 (11:14) A.Kamara left end to NO 44 for 5 yards (M.McFadden).  
 2-5-NO 44 (10:35) (Shotgun) A.Kamara up the middle to NO 42 for -2 yards (C.Durden, M.McFadden).  
 3-7-NO 42 (9:51) (Shotgun) D.Carr pass short middle to A.Kamara to NO 46 for 4 yards (K.Thibodeaux; M.McFadden).  
 4-3-NO 46 (9:16) (Punt formation) Direct snap to Ja.Williams. Ja.Williams right end to NO 48 for 2 yards (P.Johnson; D.Belton).

**New York Giants at 9:12**

- 1-10-NO 48 (9:12) T.Tracy up the middle to NO 47 for 1 yard (K.Saunders).  
 2-9-NO 47 (8:47) (No Huddle, Shotgun) D.Lock pass short middle to T.Tracy to NO 42 for 5 yards (P.Werner).  
 3-4-NO 42 (8:10) (Shotgun) D.Lock pass incomplete short left to M.Nabers (K.McKinstry).  
 4-4-NO 42 (8:07) J.Gillan punts 34 yards to NO 8, Center-C.Kreiter, out of bounds.

Timeout at 07:59.

**New Orleans Saints at 7:59**

- 1-10-NO 8 (7:59) K.Miller right tackle to NO 8 for no gain (T.Hawkins).  
 2-10-NO 8 (7:22) D.Carr pass short left to K.Austin to NO 13 for 5 yards (T.Hawkins).  
 3-5-NO 13 (6:40) (Shotgun) D.Carr pass incomplete deep right to K.Austin.  
 4-5-NO 13 (6:33) M.Hayball punts 43 yards to NYG 44, Center-Z.Wood. I.Smith-Marsette for 56 yards, TOUCHDOWN NULLIFIED by Penalty.  
*PENALTY on NYG-G.Stroman, Offensive Holding, 10 yards, enforced at NO 41.*

Timeout at 06:17.

**New York Giants at 6:17**

- 1-10-NYG 49 (6:17) D.Lock pass incomplete short left to D.Slayton (U.Amadi) [C.Granderson].  
 \*\* Injury Update: NO-D.Jackson return is Questionable.  
 2-10-NYG 49 (6:10) D.Singletary right guard to NO 47 for 4 yards (I.Foskey; J.Ridgeway).  
 3-6-NO 47 (5:27) (Shotgun) D.Lock scrambles up the middle to NO 45 for 2 yards (W.Harris).  
 4-4-NO 45 (4:36) (Punt formation) *PENALTY on NYG, Delay of Game, 5 yards, enforced at NO 45 - No Play.*  
 4-9-50 (4:24) J.Gillan punts 30 yards to NO 20, Center-C.Kreiter, fair catch by D.Pettis.

Timeout at 04:17.

**New Orleans Saints at 4:17**

- 1-10-NO 20 (4:17) A.Kamara left tackle to NO 21 for 1 yard (T.Nubin). NYG-T.Nubin was injured during the play.

Timeout at 04:03.

- 2-9-NO 21 (3:52) (Shotgun) D.Carr pass short middle to A.Kamara to NO 32 for 11 yards (D.Muasau). P8  
1-10-NO 32 (3:20) A.Kamara right guard to NO 36 for 4 yards (G.Stroman).  
 2-6-NO 36 (2:45) D.Carr sacked at NO 27 for -9 yards (B.Burns). FUMBLES (B.Burns) [B.Burns], and recovers at NO 27.

Two-Minute Warning

- 3-15-NO 27 (2:00) (Shotgun) A.Kamara right end to NO 25 for -2 yards (B.Burns, E.Chatman). \*\* Injury Update: NYG-T.Nubin has returned to the game.



**New Orleans Saints vs New York Giants at MetLife Stadium**

Timeout #1 by NYG at 01:55.

4-17-NO 25 (1:55) M.Hayball punts 38 yards to NYG 37, Center-Z.Wood, fair catch by I.Smith-Marsette.

**New York Giants at 1:49**

1-10-NYG 37 (1:49) (Shotgun) D.Lock pass short middle to D.Bellinger to NYG 42 for 5 yards (D.Davis).

2-5-NYG 42 (1:31) (No Huddle, Shotgun) D.Lock pass short middle to T.Tracy to NO 49 for 9 yards (W.Harris, U.Amadi). P4

1-10-NO 49 (1:08) (No Huddle, Shotgun) D.Lock pass short right to T.Tracy to NO 44 for 5 yards (D.Davis; T.Mathieu) [C.Young].

2-5-NO 44 (:45) (No Huddle, Shotgun) D.Lock pass incomplete short middle to T.Tracy (C.Jordan).

3-5-NO 44 (:41) (Shotgun) D.Lock pass incomplete short left to J.Hyatt.

Timeout #1 by NO at 00:36.

4-5-NO 44 (:36) (Punt formation) *PENALTY on NYG-C.Kreiter, False Start, 5 yards, enforced at NO 44 - No Play.*

4-10-NO 49 (:36) J.Gillan punts 33 yards to NO 16, Center-C.Kreiter, fair catch by D.Pettis.

**New Orleans Saints at 0:29**

1-10-NO 16 (:29) (Shotgun) D.Carr pass short left to M.Valdes-Scantling ran ob at NO 23 for 7 yards.

2-3-NO 23 (:26) (Shotgun) D.Carr pass short middle to A.Kamara to NO 31 for 8 yards (I.Simmons). P9

Timeout #2 by NO at 00:19.

1-10-NO 31 (:19) (Shotgun) D.Carr pass incomplete deep middle to M.Valdes-Scantling.

2-10-NO 31 (:14) (Shotgun) D.Carr pass incomplete short right to D.Pettis.

3-10-NO 31 (:10) (Shotgun) D.Carr pass incomplete deep right to M.Valdes-Scantling.

*PENALTY on NYG-T.Nubin, Defensive Pass Interference, 27 yards, enforced at NO 31 - No Play.* X10

Timeout #2 by NYG at 00:04.

1-10-NYG 42 (:04) B.Grupe 60 yard field goal is **BLOCKED** (C.Rogers), Center-Z.Wood, Holder-M.Hayball.

**END OF QUARTER**

	<b>Score</b>	<b>Time Poss</b>	<b>First Downs</b>				<b>Efficiencies</b>	
			<b>R</b>	<b>P</b>	<b>X</b>	<b>T</b>	<b>3 Down</b>	<b>4 Down</b>
<b>New Orleans Saints</b>	<b>7</b>	<b>7:45</b>	<b>0</b>	<b>2</b>	<b>1</b>	<b>3</b>	<b>0/4</b>	<b>0/1</b>
<b>New York Giants</b>	<b>3</b>	<b>7:15</b>	<b>0</b>	<b>3</b>	<b>0</b>	<b>3</b>	<b>0/4</b>	<b>0/0</b>

## Third Quarter

12/8/2024

## Play By Play

NYG elects to Receive, and NO elects to defend the South goal.

B.Grupe kicks 65 yards from NO 35 to end zone, Touchback to the NYG 30.

## New York Giants at 15:00

1-10-NYG 30 (15:00) T.Tracy right guard to NYG 37 for 7 yards (K.Saunders, C.Granderson).

2-3-NYG 37 (14:23) T.Tracy right guard to NYG 38 for 1 yard (U.Amadi).

3-2-NYG 38 (13:57) (No Huddle, Shotgun) T.Tracy left guard to NYG 38 for no gain (C.Young; W.Harris). NYG-J.Runyan was injured during the play.

Timeout at 13:44.

4-2-NYG 38 (13:32) J.Gillan punts 41 yards to NO 21, Center-C.Kreiter, fair catch by D.Pettis.

## New Orleans Saints at 13:25

1-10-NO 21 (13:25) A.Kamara left tackle to NO 24 for 3 yards (T.Hawkins).

*PENALTY on NYG-B.Burns, Defensive Offside, 5 yards, enforced at NO 21 - No Play.*

1-5-NO 26 (13:03) A.Kamara left tackle to NO 29 for 3 yards (D.Muasau; B.Burns).

2-2-NO 29 (12:25) A.Kamara right tackle to NO 30 for 1 yard (E.Garcia).

3-1-NO 30 (11:49) Ja.Williams right guard to NO 32 for 2 yards (T.Hawkins).

R11

1-10-NO 32 (11:15) (Shotgun) D.Carr pass short right to J.Johnson to NO 46 for 14 yards (M.McFadden, D.Belton). FUMBLES (D.Belton), recovered by NO- P12  
M.Valdes-Scantling at NO 47. M.Valdes-Scantling to NO 48 for 1 yard (M.McFadden).  
*Penalty on NYG-E.Garcia, Defensive Offside, declined.*

1-10-NO 48 (10:50) D.Carr pass incomplete short right to K.Austin [K.Thibodeaux].

2-10-NO 48 (10:46) (Shotgun) D.Carr pass short left to A.Kamara to NYG 45 for 7 yards (E.Chatman; T.Hawkins).

*PENALTY on NO-T.Fuaga, Illegal Formation, 5 yards, enforced at NO 48 - No Play.*

2-15-NO 43 (10:24) (Shotgun) D.Carr pass short middle to Ja.Williams to NO 48 for 5 yards (D.Muasau).

3-10-NO 48 (9:42) (Shotgun) D.Carr pass deep left intended for K.Austin INTERCEPTED by T.Hawkins at NYG 17. T.Hawkins to NYG 17 for no gain (K.Austin).

Timeout at 09:33.

## New Orleans Saints

\*\* Injury Update: NO-D.Jackson is Out of the game.

## New Orleans Saints

\*\* Injury Update: NYG-J.Runyan return is Questionable.

## New York Giants at 9:33

1-10-NYG 17 (9:33) *PENALTY on NYG-M.Nabers, False Start, 5 yards, enforced at NYG 17 - No Play.*

1-15-NYG 12 (9:33) D.Lock pass incomplete deep left to D.Slayton.

*PENALTY on NO-P.Turner, Defensive Offside, 5 yards, enforced at NYG 12 - No Play.*

1-10-NYG 17 (9:26) (Shotgun) D.Lock pass incomplete short right to T.Tracy.

2-10-NYG 17 (9:21) (Shotgun) D.Lock pass short middle to W.Robinson to NYG 25 for 8 yards (U.Amadi).

3-2-NYG 25 (8:35) (Shotgun) D.Lock pass incomplete short middle to W.Robinson (C.Young) [D.Davis].

4-2-NYG 25 (8:30) J.Gillan punts 44 yards to NO 31, Center-C.Kreiter, out of bounds.

Timeout at 08:21.

## New Orleans Saints at 8:21

1-10-NO 31 (8:21) *PENALTY on NO-L.Patrick, False Start, 5 yards, enforced at NO 31 - No Play.*

1-15-NO 26 (8:21) (Shotgun) A.Kamara right end to NO 24 for -2 yards (M.McFadden).

2-17-NO 24 (7:43) (Shotgun) D.Carr pass short middle to A.Kamara to NO 29 for 5 yards (D.Muasau).

3-12-NO 29 (7:01) (Shotgun) D.Carr pass deep right to C.Wilson to NO 47 for 18 yards (T.Hawkins) [B.Burns].

P13

1-10-NO 47 (6:18) D.Carr pass incomplete short right to K.Austin.

2-10-NO 47 (6:13) (Shotgun) K.Miller left end to NYG 44 for 9 yards (D.Belton; C.Durden).

3-1-NYG 44 (5:31) K.Miller right guard to NYG 41 for 3 yards (C.Durden).

R14

1-10-NYG 41 (4:52) A.Kamara left end to NYG 43 for -2 yards (J.Riley).

2-12-NYG 43 (4:13) (Shotgun) D.Carr pass short left to F.Moreau pushed ob at NYG 11 for 32 yards (J.Pinnock).

P15

1-10-NYG 11 (3:43) (Shotgun) D.Carr pass short left to J.Johnson for 11 yards, TOUCHDOWN.

P16

B.Grupe extra point is GOOD, Center-Z.Wood, Holder-M.Hayball.

Timeout at 03:40.

NO 14 NYG 3, 9 plays, 69 yards, 4:41 drive, 11:20 elapsed

B.Grupe kicks 60 yards from NO 35 to NYG 5. I.Smith-Marsette to NYG 29 for 24 yards (R.Payton).

**New Orleans Saints vs New York Giants at MetLife Stadium**

**New York Giants at 3:40, (1st play from scrimmage 3:36)**

- 1-10-NYG 29 (3:36) T.Tracy up the middle to NYG 34 for 5 yards (P.Werner; D.Davis).
- 2-5-NYG 34 (3:06) (No Huddle) T.Tracy left tackle to NYG 38 for 4 yards (K.Saunders).
- 3-1-NYG 38 (2:33) (Shotgun) D.Lock pass short right to W.Robinson pushed ob at NYG 46 for 8 yards (U.Amadi). P5
- 1-10-NYG 46 (1:51) (Shotgun) D.Lock pass short left to W.Robinson pushed ob at 50 for 4 yards (U.Amadi).
- 2-6-50 (1:25) (No Huddle, Shotgun) T.Tracy up the middle to NO 47 for 3 yards (K.McKinstry).
- 3-3-NO 47 (:52) (Shotgun) D.Lock pass short left to D.Bellinger to NO 38 for 9 yards (D.Davis). P6
- 1-10-NO 38 (:11) D.Lock scrambles up the middle to NO 27 for 11 yards (P.Werner).

*PENALTY on NYG-J.Schmitz, Offensive Holding, 10 yards, enforced at NO 38 - No Play.*

**END OF QUARTER**

	<b>Score</b>	<b>Time Poss</b>	<b>First Downs</b>				<b>Efficiencies</b>	
			<b>R</b>	<b>P</b>	<b>X</b>	<b>T</b>	<b>3 Down</b>	<b>4 Down</b>
<b>New Orleans Saints</b>	<b>14</b>	<b>8:33</b>	<b>2</b>	<b>4</b>	<b>0</b>	<b>6</b>	<b>3/4</b>	<b>0/0</b>
<b>New York Giants</b>	<b>3</b>	<b>6:27</b>	<b>0</b>	<b>2</b>	<b>0</b>	<b>2</b>	<b>2/4</b>	<b>0/0</b>

## Fourth Quarter

12/8/2024

## Play By Play

New York Giants continued.

- 1-20-NO 48 (15:00) (Shotgun) D.Lock pass short middle to M.Nabers to NO 34 for 14 yards (U.Amadi).
- 2-6-NO 34 (14:22) T.Tracy left tackle to NO 30 for 4 yards (N.Shepherd; K.Saunders).
- 3-2-NO 30 (13:51) (No Huddle, Shotgun) D.Lock pass incomplete short left to T.Tracy [K.Saunders].
- 4-2-NO 30 (13:47) G.Gano 48 yard field goal is GOOD, NULLIFIED by Penalty, Center-C.Kreiter, Holder-J.Gillan.  
*PENALTY on NYG-J.Kubas, Unnecessary Roughness, 15 yards, enforced at NO 30 - No Play.*
- 4-17-NO 45 (13:42) J.Gillan punts 34 yards to NO 11, Center-C.Kreiter, fair catch by D.Pettis.  
*Penalty on NO-J.Howden, Running Into the Kicker, declined.*

Timeout at 13:35.

## New Orleans Saints at 13:35

- 1-10-NO 11 (13:35) K.Miller right end pushed ob at NO 18 for 7 yards (D.Muasau).
- 2-3-NO 18 (12:59) K.Miller right end pushed ob at NO 22 for 4 yards (D.Belton). R17
- 1-10-NO 22 (12:26) D.Carr pass short middle to M.Valdes-Scantling to NO 38 for 16 yards (J.Pinnock; T.Hawkins). P18
- 1-10-NO 38 (11:46) K.Miller right end pushed ob at NO 35 for -3 yards (M.McFadden, T.Hawkins). NYG-T.Hawkins was injured during the play.
- 2-13-NO 35 (11:15) (Shotgun) D.Carr pass incomplete short right to J.Johnson.
- 3-13-NO 35 (11:12) (Shotgun) *PENALTY on NO, Delay of Game, 5 yards, enforced at NO 35 - No Play.*
- 3-18-NO 30 (11:12) (Shotgun) A.Kamara up the middle to NO 46 for 16 yards (J.Pinnock; A.Green).
- 4-2-NO 46 (10:23) M.Hayball punts 36 yards to NYG 18, Center-Z.Wood, downed by NO-P.Turner.

## New York Giants at 10:14

- 1-10-NYG 18 (10:14) (Shotgun) D.Lock pass short left to M.Nabers pushed ob at NYG 21 for 3 yards (U.Amadi). NYG-J.Schmitz was injured during the play.
- 2-7-NYG 21 (9:46) (Shotgun) D.Lock pass short middle to D.Bellinger to NYG 33 for 12 yards (W.Harris) [C.Granderson]. P7
- 1-10-NYG 33 (9:02) #15 - T.Devito in at QB. (Shotgun) T.Tracy up the middle to NYG 34 for 1 yard (C.Granderson).
- 2-9-NYG 34 (8:25) #2 - D.Lock - Back in at QB. (Shotgun) D.Lock pass incomplete deep left to M.Nabers.
- 3-9-NYG 34 (8:20) (Shotgun) D.Lock scrambles right tackle to NYG 48 for 14 yards (A.Taylor; D.Davis). R8
- 1-10-NYG 48 (7:46) (Shotgun) T.Tracy left guard to NO 48 for 4 yards (N.Shepherd).
- 2-6-NO 48 (7:17) (No Huddle, Shotgun) D.Lock pass short left to D.Slayton to NO 41 for 7 yards (K.McKinstry). P9
- 1-10-NO 41 (6:41) (Shotgun) D.Lock sacked at NO 49 for -8 yards (K.Saunders).
- 2-18-NO 49 (6:01) (Shotgun) D.Lock pass incomplete deep left to W.Robinson.
- 3-18-NO 49 (5:56) (Shotgun) D.Lock pass short right to D.Bellinger to NO 41 for 8 yards (W.Harris).
- 4-10-NO 41 (5:12) (Shotgun) D.Lock pass deep right to W.Robinson to NO 23 for 18 yards (A.Taylor) [C.Jordan]. P10
- \*\* Injury Update: NYG-J.Schmitz return is Questionable.
- 1-10-NO 23 (4:40) (No Huddle, Shotgun) D.Lock pass deep left to M.Nabers to NO 1 for 22 yards (K.McKinstry). P11
- Timeout #1 by NO at 04:14.
- 1-1-NO 1 (4:14) (Shotgun) T.Tracy right guard for 1 yard, TOUCHDOWN. R12
- TWO-POINT CONVERSION ATTEMPT. D.Lock pass to M.Nabers is complete. ATTEMPT SUCCEEDS.

Timeout at 04:11.

NO 14 NYG 11, 13 plays, 82 yards, 6:03 drive, 10:49 elapsed

G.Gano kicks 65 yards from NYG 35 to end zone, Touchback to the NO 30.

## New Orleans Saints at 4:11

- 1-10-NO 30 (4:11) D.Carr pass incomplete deep left to M.Valdes-Scantling.
- 2-10-NO 30 (4:06) (Shotgun) D.Carr right end pushed ob at NO 39 for 9 yards (A.Jackson; D.Belton). NO-D.Carr was injured during the play.
- 3-1-NO 39 (3:59) #3 - J.Haener in at QB. K.Miller left end to NO 38 for -1 yards (M.McFadden).
- 4-2-NO 38 (3:16) M.Hayball punts 51 yards to NYG 11, Center-Z.Wood. I.Smith-Marsette pushed ob at NYG 14 for 3 yards (J.Gray).

## New York Giants at 3:07

- 1-10-NYG 14 (3:07) (Shotgun) D.Lock scrambles left end to NYG 17 for 3 yards (P.Werner).
- 2-7-NYG 17 (2:33) (No Huddle, Shotgun) D.Lock pass incomplete deep middle to M.Nabers.
- 3-7-NYG 17 (2:29) (Shotgun) D.Lock pass deep left to D.Slayton pushed ob at NYG 37 for 20 yards (K.McKinstry). P13
- 1-10-NYG 37 (2:23) (Shotgun) *PENALTY on NYG, Delay of Game, 5 yards, enforced at NYG 37 - No Play.*
- 1-15-NYG 32 (2:23) (Shotgun) D.Lock pass incomplete short right to D.Bellinger (P.Turner).
- 2-15-NYG 32 (2:19) (Shotgun) D.Lock pass short left to T.Tracy to NYG 38 for 6 yards (P.Werner).

**New Orleans Saints vs New York Giants at MetLife Stadium**

Two-Minute Warning

- 3-9-NYG 38 (2:00) (Shotgun) D.Lock pass incomplete short middle to W.Robinson [B.Bresee].
- 4-9-NYG 38 (1:52) (Shotgun) D.Lock pass short right intended for D.Slayton INTERCEPTED by D.Davis at NO 47. D.Davis to NO 47 for no gain.

**New Orleans Saints at 1:44**

- 1-10-NO 47 (1:44) Ja.Williams up the middle to NO 48 for 1 yard (E.Garcia; E.Chatman).  
Timeout #1 by NYG at 01:39.
- 2-9-NO 48 (1:39) J.Haener sacked at NO 38 for -10 yards (K.Thibodeaux).  
Timeout #2 by NYG at 01:34.
- 3-19-NO 38 (1:34) (Shotgun) A.Kamara up the middle to NO 39 for 1 yard (D.Muasau).  
Timeout #3 by NYG at 01:31.
- 4-18-NO 39 (1:31) M.Hayball punts 43 yards to NYG 18, Center-Z.Wood. I.Smith-Marsette to NYG 27 for 9 yards (J.Gray).

**New York Giants at 1:21**

- 1-10-NYG 27 (1:21) (Shotgun) D.Lock pass short middle to T.Tracy to NYG 40 for 13 yards (W.Harris) [C.Young]. P14
- 1-10-NYG 40 (1:01) (No Huddle, Shotgun) D.Lock pass incomplete deep right to M.Nabers (A.Taylor).
- 2-10-NYG 40 (:57) (Shotgun) D.Lock pass incomplete short right to M.Nabers (C.Granderson).
- 3-10-NYG 40 (:54) (Shotgun) D.Lock pass incomplete short middle to W.Robinson (U.Amadi).
- 4-10-NYG 40 (:49) (Shotgun) D.Lock scrambles right end pushed ob at NO 35 for 25 yards (J.Howden). R15
- 1-10-NO 35 (:41) (Shotgun) D.Lock pass short right to M.Nabers to NO 12 for 23 yards (C.Granderson). P16
- 1-10-NO 12 (:21) (No Huddle) D.Lock spiked the ball to stop the clock.
- 2-10-NO 12 (:20) *PENALTY on NYG-J.Ezeudu, False Start, 5 yards, enforced at NO 12 - No Play.*
- 2-15-NO 17 (:20) (Shotgun) D.Lock pass incomplete deep middle to W.Robinson (W.Harris).
- 3-15-NO 17 (:16) (Shotgun) D.Lock pass incomplete deep right to D.Slayton.
- 4-15-NO 17 (:11) G.Gano 35 yard field goal is BLOCKED (B.Bresee), Center-C.Kreiter, Holder-J.Gillan.

**New Orleans Saints at 0:08**

- 1-10-NO 25 (:08) J.Haener kneels to NO 24 for -1 yards.

**END OF QUARTER**

	Score	Time Poss	First Downs				Efficiencies	
			R	P	X	T	3 Down	4 Down
<b>New Orleans Saints</b>	<b>14</b>	<b>4:56</b>	<b>1</b>	<b>1</b>	<b>0</b>	<b>2</b>	<b>0/3</b>	<b>0/0</b>
<b>New York Giants</b>	<b>11</b>	<b>10:04</b>	<b>3</b>	<b>7</b>	<b>0</b>	<b>10</b>	<b>2/7</b>	<b>2/3</b>

# Miscellaneous Statistics Report

New Orleans Saints vs New York Giants  
12/8/2024 at MetLife Stadium

## Ten Longest Plays for New Orleans Saints

Yards	Qtr	Play Start	Play Description
32	3	2-12-NYG 43	(4:13) (Shotgun) D.Carr pass short left to F.Moreau pushed ob at NYG 11 for 32 yards (J.Pinnock).
30	1	1-10-NO 29	(4:59) (Shotgun) D.Carr pass deep middle to J.Johnson to NYG 41 for 30 yards (J.Pinnock).
22	1	3-5-NO 7	(5:41) (Shotgun) D.Carr pass deep left to M.Valdes-Scantling to NO 29 for 22 yards (G.Stroman).
18	3	3-12-NO 29	(7:01) (Shotgun) D.Carr pass deep right to C.Wilson to NO 47 for 18 yards (T.Hawkins) [B.Burns].
16	3	1-10-NO 32	(11:15) (Shotgun) D.Carr pass short right to J.Johnson to NO 46 for 14 yards (M.McFadden, D.Belton). FUMBLES (D.Belton), recovered by NO-M.Valdes-Scantling at NO 47. M.Valdes-Scantling to NO 48 for 1 yard (M.McFadden). Penalty on NYG-E.Garcia, Defensive Offside, declined.
16	4	1-10-NO 22	(12:26) D.Carr pass short middle to M.Valdes-Scantling to NO 38 for 16 yards (J.Pinnock; T.Hawkins).
16	4	3-18-NO 30	(11:12) (Shotgun) A.Kamara up the middle to NO 46 for 16 yards (J.Pinnock; A.Green).
12	1	1-10-NYG 20	(2:09) A.Kamara left end pushed ob at NYG 8 for 12 yards (T.Nubin).
11	2	2-9-NO 21	(3:52) (Shotgun) D.Carr pass short middle to A.Kamara to NO 32 for 11 yards (D.Muasau).
11	3	1-10-NYG 11	(3:43) (Shotgun) D.Carr pass short left to J.Johnson for 11 yards, TOUCHDOWN.

## Ten Longest Plays for New York Giants

Yards	Qtr	Play Start	Play Description
25	4	4-10-NYG 40	(:49) (Shotgun) D.Lock scrambles right end pushed ob at NO 35 for 25 yards (J.Howden).
23	4	1-10-NO 35	(:41) (Shotgun) D.Lock pass short right to M.Nabers to NO 12 for 23 yards (C.Granderson).
22	4	1-10-NO 23	(4:40) (No Huddle, Shotgun) D.Lock pass deep left to M.Nabers to NO 1 for 22 yards (K.McKinstry).
20	4	3-7-NYG 17	(2:29) (Shotgun) D.Lock pass deep left to D.Slayton pushed ob at NYG 37 for 20 yards (K.McKinstry).
18	4	4-10-NO 41	(5:12) (Shotgun) D.Lock pass deep right to W.Robinson to NO 23 for 18 yards (A.Taylor) [C.Jordan].
17	2	2-7-NO 37	(13:06) (No Huddle) D.Lock pass deep left to M.Nabers to NO 20 for 17 yards (D.Davis).
15	1	3-15-NYG 47	(12:54) (Shotgun) D.Lock scrambles left end ran ob at NO 38 for 15 yards (D.Davis).
14	4	1-20-NO 48	(15:00) (Shotgun) D.Lock pass short middle to M.Nabers to NO 34 for 14 yards (U.Amadi).
14	4	3-9-NYG 34	(8:20) (Shotgun) D.Lock scrambles right tackle to NYG 48 for 14 yards (A.Taylor; D.Davis).
13	4	1-10-NYG 27	(1:21) (Shotgun) D.Lock pass short middle to T.Tracy to NYG 40 for 13 yards (W.Harris) [C.Young].

## Touchdown Scoring Information

		Offense	Defense	Special Teams
<b>VISITOR</b>	New Orleans Saints	2	0	0
<b>HOME</b>	New York Giants	1	0	0

## Player Scoring Information

Club	Player	TD	Rush TD	Rec TD	KO TD	Punt TD	Int TD	Fum TD	Misc TD	FG	XP	2Pt Rush	2Pt Rec	Sfty	Points
NO	K.Miller	0	1	0	0	0	0	0	0	0	0	0	0	0	6
NO	J.Johnson	0	0	1	0	0	0	0	0	0	0	0	0	0	6
NO	B.Grupe	0	0	0	0	0	0	0	0	0	2	0	0	0	2
NYG	T.Tracy	0	1	0	0	0	0	0	0	0	0	0	0	0	6
NYG	G.Gano	0	0	0	0	0	0	0	0	1	0	0	0	0	3
NYG	M.Nabers	0	0	0	0	0	0	0	0	0	0	0	1	0	2

## Possession Detail

	First Half		Second Half		Game	
	Visitor	Home	Visitor	Home	Visitor	Home
Largest Lead	7	0	11	0	11	0
Drives Leading	5	0	6	0	11	0
Time of Possession Leading	7:56	0:00	13:29	0:00	21:25	0:00
Largest Deficit	0	-7	0	-11	0	-11
Drives Trailing	0	5	0	6	0	11
Time of Possession Trailing	0:00	8:23	0:00	16:31	0:00	24:54
Times Score Tied Up		0		0		0
Lead Changes		1		0		1



# POSTGAME NOTES & QUOTES

NEW ORLEANS SAINTS

## NEW ORLEANS SAINTS AT NEW YORK GIANTS, SUNDAY, DEC. 8, 2024 • METLIFE STADIUM SAINTS POSTGAME NOTES

- The New Orleans Saints secured a win over the New York Giants 14-11 on Sunday. They improved their record to 5-8, improved their record against the Giants to 16-17 and evened their record against New York at MetLife Stadium to 2-2.
- Interim Head Coach **Darren Rizzi** improved his record to 3-1 with the victory.
- The Saints win today over the Giants gives the Saints a 2-1 record against NFC East opponents in 2024 with their final matchup hosting Washington on December 15 at the Caesars Superdome, scheduled for 12:00 pm C.T. The contest will be regionally televised on FOX (WVUE FOX 8 locally). Including a 44-19 win at the Dallas Cowboys on September 19, the Saints victory today gave them a 2-0 record on the road for their 2024 NFC East slate.
- New Orleans allowed the Giants defense to convert only five-of-19 third down attempts (26.3 pct.).
- The New Orleans defense allowed Giants QB Drew Lock to complete only 21-of-49 passes (42.9 pct.) for 227 yards, sacked him twice and intercepted him once for a 48.6 passer rating. The Saints pass defense also finished with a season-high 13 pass breakups, the NFL's highest single-game total in 2024 (press box statistics).
- QB **Derek Carr** completed 20-of-31 passes (64.5 pct.), for 219 yards with one touchdown pass and one interception.
- Carr improved his record as a starting quarterback against the Giants to 3-1 all-time and 2-0 as the signal-caller for New Orleans.

- Carr's touchdown strike was to TE **Juwan Johnson**. Carr and Johnson connected on the 11-yard touchdown pass in the third quarter.

- RB **Kendre Miller** came back to action for the first time since Week Eight at the Los Angeles Chargers. He powered into the end zone on an eight-yard carry behind the offensive line for the first touchdown of the game on a 98-yard drive. That nine-play, 98-yard drive was the longest scoring drive the Saints have had since September 11, 2016, vs the Oakland Raiders, which was a 98-yard drive on a 98-yard touchdown connection from QB Drew Brees to WR Brandin Cooks. Miller carried ten times for 32 yards and returned a kickoff 31 yards.

- RB **Alvin Kamara** finished with 44 yards rushing, adding five receptions for 35 yards. Kamara has 938 rushing yards on the season and needs 62 rushing yards next Sunday vs. Washington to reach 1,000 yards rushing for the first time in his eight-year career.

- With Kamara's 79 yards from scrimmage today, he reached 1,400 yards (1,423) for the first time since his career-high total of 1,688 in 2020.

- With his five receptions to increase his career total to 569, Kamara took sole possession of eighth place in the NFL record books for receptions among NFL running backs all-time, surpassing Roger Craig. In team annals, Kamara moved into second place on the receiving charts and passed up WR Michael Thomas.

- WR **Marquez Valdes-Scantling** and Johnson led the receiving effort for the Black and Gold today. Valdes-Scantling recorded four grabs for 51 yards to reach 200 career grabs, and Johnson accumulated four grabs for 50 yards and a touchdown. TE **Foster Moreau** was also efficient with two grabs for 40 yards, including a game-long 32-yard catch that helped set up the Carr-Johnson touchdown connection.

- DT **Bryan Bresee** was a major disruptor in the game against the Giants. He now has 7.5 sacks with his one today, which is a career and team-high. He also surpassed La'Roi Glover (1997) and Nick Fairley (2016) for the sixth-highest total in club history.

- Bresee also had two passes defensed in the game, but he most importantly got a hand on the Giants' potential tying field goal at the end of the fourth quarter to secure the win for the Saints for his first career blocked kick.

- DT **Khalen Saunders** had his second sack of the season on a five-tackle day.



- LB **Demario Davis** recorded the only takeaway of the game for the Saints with an interception in the fourth quarter. He also tied for the team lead with eight tackles to increase his club-best total to 90.
- Davis played in his 110th game as a Saint against the Giants and moved into a tie for 39th all-time in Saints record books for games played with P Tommy Barnhardt.
- DB **Ugo Amadi** also led the defensive effort, tying for the team lead with eight total tackles, including a club-best six solo. DB **Will Harris** and LB **Pete Werner** both recorded six total tackles (five solo).
- DE **Cameron Jordan** played in his 222<sup>nd</sup> career regular season game today and moved into sole possession of 19th place in games played among NFL defensive linemen past Justin Smith. He finished with one tackle and one pass defense.
- DB **J.T. Gray** finished with a game-high three special teams tackles, increasing his career-high total to 23.