

NEW ORLEANS SAINTS

2000 NFC WEST CHAMPIONS



2001 RECORD & FACT BOOK



It's

in


the

gym

20 KG

INTERNATIONAL

is *it* in you?



NEW ORLEANS
SAINTS

TICKETS
TEAM
FANFARE
COMMUNITY
MEDIA
HISTORY
CORPORATE
KIDS ZONE
LINKS

NFC WEST STANDINGS

Saints	10-6
Rams	10-6
Panthers	7-9
49ers	6-10
Falcons	4-12

NFL HEADLINES

Visit the all new online home of the Saints ...
www.NewOrleansSaints.com

THE OFFICIAL WEBSITE OF THE NEW ORLEANS SAINTS

NEWS STATS ROSTERS DEPTH CHARTS TICKETS SCHEDULE

BREAKING NEWS

2001 NEW ORLEANS SAINTS SCHEDULE

Date	Opponent	Central Time (TV)
Preseason		
August		
Sat. 11	vs. Minnesota Vikings (San Antonio, Texas)	7 pm (ESPN)
Sat. 18	DALLAS COWBOYS	7 pm (WWL)
Sat. 25	at Denver Broncos	8 pm (WWL)
September		
Sat. 1	at Seattle Seahawks	3 pm (WWL)
Regular Season		
September		
Sun. 9	at Buffalo Bills	Noon (FOX)
Sun. 16	SAN FRANCISCO 49ERS	Noon (FOX)
Sun. 23	bye week	
Sun. 30	at New York Giants	Noon (FOX)
October		
Sun. 7	MINNESOTA VIKINGS	Noon (FOX)
Sun. 14	at Carolina Panthers	Noon (FOX)
Sun. 21	ATLANTA FALCONS	Noon (FOX)
Sun. 28	at St. Louis Rams	Noon (FOX)
November		
Sun. 4	NEW YORK JETS	7:30 pm (ESPN)
Sun. 11	at San Francisco 49ers	3:15 pm (FOX)
Sun. 18	INDIANAPOLIS COLTS	Noon (CBS)
Sun. 25	at New England Patriots	3:05 pm (FOX)
December		
Sun. 2	CAROLINA PANTHERS	Noon (FOX)
Sun. 9	at Atlanta Falcons	Noon (FOX)
Mon. 17	ST. LOUIS RAMS	8 pm (ABC)
Sun. 23	at Tampa Bay Buccaneers	Noon (FOX)
Sun. 30	WASHINGTON REDSKINS	7:30 pm (ESPN)

All home games in BOLD CAPS at Louisiana Superdome
All games are broadcast on WWL 870-AM (Flagship) & WFNO 830-AM (Spanish Flagship)

GAME DAY

SAINTS
STORE
OFFICIAL ONLINE STORE

PATRON SAINTS
PARTNERS

SIGN UP FOR NOW
SAINTS NOW!
OFFICIAL
E-Newsletter

h
highwire

SAINTS BOARDS SAINTS CHATS VIRTUAL TOUR Call To Get Your Season Tickets Today!

(504) 731-1700

www.neworleanssaints.com





TABLE OF CONTENTS

SAINTS ORGANIZATION	1-34	Team Records	211-219
2001 Schedule	1	Two-Team Records	220
Contents/Credits	2	Consecutive Records	221
Saints Directory	3	Big Games	222-223
Ownership	4-5	The Last Time	224-226
Randy Mueller	6	Individual Playoff Records	227-228
Arnold D. Fielkow	7	Team Playoff Records	229
Football Operations	8	Super Bowl/Pro Bowl Results	230
Administration	9	HISTORY	231-320
Jim Haslett	10-11	Year-By-Year	232
Coaching Staff	12-22	Saints Timeline	233-240
Football Operations Staff	23-29	Uniform History	241
Saints Staff Photos	30-34	All-Time Results	242-253
What To Look For In 2001	34	Overtime Games	253
2001 SAINTS	35-120	Record vs. Opponents	254
Saints Veterans	36-105	Series Records	255-258
2001 Draft Choices	106-112	Attendance Figures	259
Rookie & First-Year Players	113-117	Preseason Results	260-261
How The Saints Are Built	118	Year-By-Year Statistics	262-294
2001 Rosters	119-120	Playoff Game Summaries	295-297
2000 IN REVIEW	121-190	All-Time Roster	298-303
NFL Season In Review	122	All-Time Numerical Roster	304-310
Honors	123	Saints In Pro Bowl	310
Final Statistics	124	NFL Honors	311-313
Final Defensive Statistics	125	NFC Players Of The Week	313
Game-By-Game Offense	126	NFL Draft History	314-319
Game-By-Game Defense	127	Yearly Yardage Rankings	320
Participation Report	128	Saints Hall Of Fame	320
Game-By-Game Starters	129	SIDELINES	321-336
Team Superlatives	130	2001 Preseason Schedule	322
Individual Superlatives	131	2001 NFL Schedule	323-325
Individual Statistics	132-142	Playoff Tiebreakers	326
Defensive Charts	143	Saints In Prime Time	327
Turnover Table	144-145	Saints Road Headquarters	327
Weekly Rankings	146	2001 Training Camp	328
Transactions	147-49	Training Camp History	328
Game-By-Game Review	150-85	Ticket Information	329
Postseason Statistics	186	Louisiana Superdome Facts	329
Postseason Defensive Statistics	187	Following The Saints	330
Preseason Statistics	188	Saints Radio Network	330
Preseason Defensive Statistics	189	2001 Media Guidelines	331
Television Ratings	190	NFL PR Contacts	332
RECORDS	191-230	Glossary Of Medical Terms	333-334
Career Leaders	192-194	NFL Important Dates	335
Yearly Leaders	195-201	New Orleans Saints Facility	336
Individual Records	202-210		

2001 New Orleans Saints Record & Fact Book

The 2001 New Orleans Saints Record & Fact Book is a production of the Saints' Media & Public Relations Department (Greg Benschel, Director; Chris Pika, Justin Macione & Paul Corliss, Managers; Ricky Zeller, Manager of New Media; Josselyn Timko, Assistant; Mark Hughes, Intern). Cover Design: Barry Lawrence. Photography: Michael C. Hebert & Barry Lawrence. Statistical Assistance: Elias Sports Bureau. Printing: Harvey Press, New Orleans, La.; All information current as of June 28, 2001.

Copyright, 2001: New Orleans Saints

SAINTS DIRECTORY



New Orleans Saints
5800 Airline Drive
Metairie, LA 70003

www.neworleanssaints.com

Main Office: (504) 733-0255
Ticket Office: (504) 731-1700

EXECUTIVE OFFICE

Tom Benson Owner
Jennie Guarisco Executive Assistant to the Owner
Melissa Scott Administrative Assistant to the Owner
Rodney Henry Administrative Assistant
Charlotte Troxler Financial Assistant to the Owner
Bob Benson Consultant

FOOTBALL OPERATIONS

Randy Mueller General Manager of Football Operations
Charles Bailey Asst. GM of Football Operations
Mickey Loomis Director of Football Administration
Debbie Gallagher Exec. Asst. to the General Manager
Megan McLaughlin Admin. Asst./Football Administration

Player Personnel

Rick Mueller Director of Player Personnel
Rick Thompson College Scouting Coordinator
Pat Mondock Regional Scouting Supervisor
Mike Baugh, Grant Neill, Bill Quinter Pro Scouts
Mike Faulkner, Cornell Gowdy, Tim Heffelfinger, James Jefferson, Mark Sadowski, Barrett Wiley Area Scouts
Andy Weidl Combine Scout
T.D. Cox Player Personnel Assistant

Athletic Training

Scottie B. Patton Head Athletic Trainer
Kevin Mangum, Aaron Miller Assistant Athletic Trainers

Equipment

Dan Simmons Equipment Manager
Glenn "Silky" Powell Assistant Equipment Manager
Nolan Castex Equipment Assistant

Video

Joe Malota Video Director
Jeff Jacobs Assistant Video Director

Security

Geoff Santini Director of Security

Player Development

Ricky Porter Director of Player Development

Community Relations

Vernon Cheek Director of Community Relations

Media & Public Relations

Greg Benschel Director of Media & Public Relations
Chris Pika, Justin Macione, Paul Corliss Media & PR Mgrs.
Ricky Zeller Manager of New Media
Josselyn Timko Media & PR Assistant
Mark Hughes Intern

Photography

Michael C. Hebert Director of Photography
Barry Lawrence Digital Photo Specialist

ADMINISTRATION

Arnold D. Fielkow Director of Administration
Dennis Lauscha Chief Financial Officer
Vicky Neumeyer Staff Counsel
Kim Durr Exec. Asst. to the Dir. of Administration

Sales & Marketing

Wayne Hodes Director of Sales & Marketing
Ben Hales Corporate Sales & Broadcasting Manager
Robert Sergent Operations Manager
Ryan Pace Operations Assistant
Cindy Hart Suite Sales Manager
Ian Lang-Tigheelaar Suite Operations Assistant

Chris Kenyon Senior Corporate Account Executive
Christine Cipriani, Darlene Divinity, Doug Holtzman Corporate Account Executives
Milly Hockingheimer Exec. Asst. to Dir. of Sales & Mktg.
Matt Molero Marketing Assistant

Youth Programs

Jason Trosclair Youth Programs Manager

Entertainment

Barra Bircher Entertainment Manager

Ticket Sales & Services

Michael Stanfield Manager of Ticket Sales & Services
James Nagaoka Dir. of Team Logistics/Box Office Mgr.
Brooke Ellenberger Ticket Operations Supervisor
Karen Schexnaydre Acct. Exec. Supervisor/Group Sales
Sharon Aldridge Ticket Sales Coordinator/CSR
Albertha Armstrong, Cardell Carter, Joe Chavis, Angel Suhor Customer Service Representatives
Jennifer Chapman, Mark Gambino, Derek Henderson, Loretta Hill, Rick King, Jaimee McCullen, Jim Nelson, Ryan Robbins, Bill Robinson, Robert Scholl, Kevin Shipp, Stacey Suhm Account Executives
Jake Schneider Ticket Assistant
John Berck Mail Clerk
Louise Mistrick & Charleen Brown Receptionists

Regional Sales & Marketing

Mike Feder Director of Regional Sales & Marketing
Robbie Dautrieve, Mike DeSorbo, Murphy Dore, Mildred Fowlkes, Michael Louvier, Amanda Millet, Fay Webber Regional Sales & Marketing Coordinators

Business Office

Charleen Sharpe Comptroller
Linda Bourgeois, Margaret Lewis Business Office Assts.
Sheila Palmisano Human Resources Coordinator

Information Systems

Jay Romig Information Systems Manager
Jeff Huffman Asst. Information Systems Manager

Facilities

Terry Ashburn Facilities Manager
Lester Vallet, Jr. Assistant Facilities Manager
Tim Fletcher Grounds Superintendent

COACHING STAFF


Jim Haslett Head Coach
Mike McCarthy Offensive Coordinator
Ron Zook Defensive Coordinator
Rick Venturi Assistant Head Coach/Secondary
Hubbard Alexander Wide Receivers
Dave Atkins Running Backs
Joe Baker Secondary/Special Teams Assistant
Frank Cignetti, Jr. Quarterbacks
Sam Clancy Defensive Line
Al Everett Special Teams
Jim Hostler Offensive Assistant
Rock Gullickson Strength & Conditioning
Jack Henry Offensive Line
Evan Marcus Assistant Strength & Conditioning
Winston Moss Linebackers
Bob Palcio Tight Ends
Mike Woodford Defensive Assistant
John "Chip" Beake Administrative Assistant
Sondra Egan Administrative Asst. to the Head Coach



OWNERSHIP

TOM BENSON

Owner




Vision, integrity and generosity. Those three principles of leadership have defined Tom Benson's tenure as Owner of the New Orleans Saints.

As he enters his 17th season as Owner, Tom Benson is regarded as one of the most respected and influential leaders in the NFL. Benson's vision and determination has brought unprecedented success on the field to the Saints during his tenure, and his guidance and compassion has made the organization a corporate and community leader.

Benson built his NFL reputation through a record of accomplishments and service to the league and the Gulf South region. His involvement in the league began innocently enough in 1984, when he learned that the Saints were about to be sold to out-of-town interests that would move the team from the area.

Benson understood the economic impact and overall importance of the franchise to the region. So in 1985, Benson spearheaded the effort to keep the Saints. And unlike others, it wasn't just an emotional plea—Benson stepped forward with the resources to purchase the club. In 1985, ownership of the Saints officially transferred to Benson.

Prior to his leadership, the Saints had never posted a winning season, won a division title or experienced the thrill of a playoff victory. Just two seasons after Benson took over, New Orleans went 12-3 and earned the franchise's first playoff appear-



ance. In 1990, the Saints captured the NFC Wild Card berth again. The following year, the Saints won their first NFC West title. In 1992, the Saints would go 12-4 and again march into the playoffs.

During those winning seasons, Benson learned the key elements needed to field a competitive football team that the club's fans could be proud of. On Dec. 7, 1999, Benson promised those fans to "take whatever steps necessary to reestablish the Saints as a winning franchise." He held true to those words less than a month later, restructuring the organization and beginning a search for a new General Manager and Head Coach.

That search brought GM Randy Mueller to lead the football operations and Arnold D. Fielkow to direct the team's business operations. Mueller, who was named NFL Executive of the Year less than a year after his arrival in New Orleans, hired Head Coach Jim Haslett. Haslett went on to be named NFL Coach of the Year. After a whirlwind of activity in the free agent market, the Saints charged to the NFC West title and the first playoff victory in franchise history. The Saints are now considered one of the most improved teams in the league, based on the moves that Tom Benson implemented and the promise he made to all Saints fans.

Above and beyond his leadership within the organization, Benson's vision has paid dividends for the city of New Orleans as well as the surrounding region. During his tenure as Owner, the city has hosted three Super Bowls, and through his drive and determination the region will host Super Bowl XXXVI at the end of the 2001 season. Experts report that each game has represented an economic windfall for the area that totals well into the hundreds of millions of dollars.

Benson also plays a key role within the NFL community. He is a member of the league's Finance committee and serves as the chairman of the Audit committee. He was a leader in the process that expanded the league to include the Charlotte and Jacksonville franchises and he negotiated the contract to extend the services of Commissioner Paul Tagliabue.

Benson was born in New Orleans in 1927 and grew up on the edge of the city's sprawling 9th Ward. One of four children of Tom Sr. and Carmen Benson, he was educated at St. Aloysius High School (now Brother Martin) and Loyola University. As a young-

ster, he played football for St. Roch Park and earned spending money delivering the Times-Picayune newspaper.

In 1945, Benson served in the U.S. Navy aboard the U.S.S. South Dakota and has remained particularly close to this branch of the armed forces. He is the only enlisted man to ever serve on the Board of Trustees of the Pensacola Naval Museum, and most recently was honored with an award from the crew of the submarine U.S.S. Louisiana.

On Veterans Day in 2000, Benson joined a handful of NFL owners invited by the American Battle Monuments Commission at groundbreaking ceremonies for the National World War II Memorial in Washington D.C. NFL Charities made a \$1 million contribution on behalf of all the clubs toward the construction of the memorial.

Upon his return from the Navy in 1948, Benson began to pursue his studies in business and accounting at Loyola, after which he went to work as a bookkeeper for the Cathey Chevrolet Company in New Orleans. By 1956, at age 29, Benson was on his way to San Antonio, Texas, to manage a Chevrolet dealership as a junior partner. Six years later he took full control of the company and established Tom Benson Chevrolet.


That acquisition spawned what became Benson Automotive World, a multi-dealership organization with 33 franchises and outlets in New Orleans, San Antonio and Corpus Christi. In 1972, Benson entered the banking business and eventually took his banking network public as Benson Financial World. Throughout the mid-1990s, Benson sold the majority of his businesses in Texas and Louisiana to concentrate fully on operating the New Orleans Saints.

Appreciative of New Orleans' schools, business community and people, Benson and his brothers, Jerome and Larry, established the Free Enterprise Resource Center at Brother Martin High School in honor of their parents. He has endowed chairs in free enterprise at St. Mary's University and banking at Incarnate Word College. He served on the President's Council of Loyola University, his alma mater.

Community service to at-risk youth has been a hallmark of Benson's tenure as Owner. A few examples have included: Benson Hoops, the often emulated midnight basketball program in the inner city; Saints Flag Football in New Orleans middle schools; the Saints Venture Fund & Impact Grants program in conjunction with United Way and a Play Football program for underprivileged kids. He has guided the Saints' support of football at all levels in the region, from playgrounds through high school and college programs to the Sugar Bowl and Bayou Classic.

Those efforts to promote the sport earned Benson the Distinguished American Award in 2000,

OWNERSHIP



presented by the Nokia Sugar Bowl Chapter of the National Football Foundation and the College Hall of Fame.

Benson has received several other honors for his community involvement, a few of which include: American Tradition Award from the B'nai B'rith Foundation of the U.S.; Rev. Jacques E. Yenni Award for Community Service from Loyola University; N.A.D.A. Northwood Institute for Outstanding Service to Education; Brotherhood Award of the National Conference of Christians and Jews; Order of St. Louis Medallion for Dedication to Church from the Archdiocese of New Orleans; 1986 Brother Martin Alumnus of the Year; Insigne Verbum Award from Incarnate Word College; Honorary Doctor of Science and Business from Cleary College; Honorary Doctor of Humane Letters from Loyola University and Honorary Doctor of Laws from Northwood University.

His continued generosity to Loyola University was made evident on Oct. 15, 1999, when the Gregory R. Choppin Chemistry Wing was dedicated. Benson led the \$2 million renovation of the project and dedication.

Benson additionally spearheaded the effort to establish a \$1 million Jim Finks Chair at the Louisiana State University School of Medicine, which was created to promote optimal sports performance in athletes at all levels. With his encouragement, other league owners and NFL Charities contributed to the endowment of the chair.

It is this type of leadership that has prompted the World Sports Humanitarian Hall of Fame to twice recognize the Saints as one of the top five most charitable professional organizations.

Benson and his wife, the former Grace Trudeau of New Orleans, share a family of five children: Renee, Donn, Susan, Rick and Mimi, plus six grandchildren.



EXECUTIVES



RANDY MUELLER

**General Manager of
Football Operations**



While there was a laundry list of needs when General Manager Randy Mueller was hired by the Saints, three challenges loomed above the rest: Finding a head coach, restocking a talent-depleted roster and building a dedication to teamwork and winning within an organization that had struggled through most of the last decade. And though most predicted Mueller would need years to spark a winning tradition in New Orleans, it took him less than 12 months.

After an exhaustive search by Owner Tom Benson, Mueller was named the Saints' General Manager of Football Operations on Jan. 27, 2000. Mueller, who had spent the previous 17 seasons in the front office of the Seattle Seahawks, was given control of all football-related matters, from college and pro scouting to contract negotiations with the players.

Mueller's first move was to hire Pittsburgh Steelers' defensive coordinator Jim Haslett as the Saints' 13th head coach. After posting a 10-6 record and winning the first playoff game in club history, Haslett was a unanimous choice as NFL Coach of the Year.

Next, Mueller aggressively jumped into the free agent market. He signed QB Jeff Blake, WR Joe Horn, DT Norman Hand and a slew of other major contributors. Blake went on to lead the Saints to a 7-3 record before being injured, Horn shattered team records for catches and yards, and Hand was the meaty run-stuffer the defense had lacked for years.

And while the Saints lacked first- and third-round picks in the 2000 NFL Draft, Mueller still found impact players. DE Darren Howard set a team rookie record with 11 sacks and Terrelle Smith was a starter at fullback until suffering a back injury late in the year. A pair of shrewd trades brought CB Kevin Mathis, a 16-game starter, and QB Aaron Brooks.

While those moves bolstered the Saints' roster, Mueller's leadership early in his tenure also served as a catalyst in creating a winning attitude within the

organization. His devotion to team building spread through every department and revitalized a franchise that had soldiered through mostly hard times in recent years.

After the surprising Saints captured the NFC West title and defeated the defending Super Bowl Champion St. Louis Rams in the playoffs, Mueller capped a sensational season by being named the NFL's Executive of the Year by *The Sporting News*. But Mueller never really celebrated. As soon as the 2000 season ended, he was evaluating free agents, re-signing veterans and preparing for the 2001 NFL Draft. Mueller was looking primarily for speed, and found it with the signings of WR Albert Connell and S Jay Bellamy, as well as drafting RB Deuce McAllister.

With Seattle, Mueller had served as Vice President/Football Operations since 1995. In his tenure with the Seahawks, he forged a reputation around the NFL as a shrewd talent evaluator and a willing trade partner. He was responsible for bringing such stalwarts as WR Joey Galloway, LB Chad Brown, T Walter Jones, G Pete Kendall, RB Ricky Watters and CB Shawn Springs to Seattle via both the draft and free agency.

Mueller's ascension with the Seahawks is a tribute to hard work and perseverance: He joined Seattle in 1983 as an assistant in pro personnel and steadily worked his way up.

Mueller had a stellar four-year career as a quarterback at Linfield College in McMinnville, Ore. As a senior, he led Linfield to the 1982 NAIA Division II National Championship and was named the most valuable offensive player of the title game. Mueller also earned honorable mention Little All-America honors from the Associated Press and was an All-Northwest Conference award winner.

A native of St. Maries, Idaho, Mueller was a three-sport athlete (football, basketball and baseball) at St. Maries High School. He and his wife, Lori, have a daughter, Riley.



EXECUTIVES



ARNOLD D. FIELKOW

Director of Administration



Arnold D. Fielkow joined the New Orleans Saints in January 2000, assuming responsibilities as Director of Administration. In this capacity, he serves as the Saints' top senior management official on the administrative/business side and oversees all aspects of administration: marketing, finance, governmental affairs and public relations.

He most recently was President and General Counsel of the Southern League of Professional Baseball Clubs. During his six-year tenure, Fielkow oversaw the construction and renovation of six new ballparks and introduced marketing and business programs that catapulted the Southern League into one of the most respected leagues within Minor League Baseball. Through Fielkow's programs, franchise values appreciated by nearly 100 percent. Fielkow was also elected to serve as President of Minor League Baseball's Double-A Association in 1996, an office he held from 1996-98.

Before his Southern League career, Fielkow served for three years as Deputy Commissioner and General Counsel of the Continental Basketball Association. During his tenure, he negotiated new player and referee development agreements with the NBA and helped the League reach record attendance levels. He also introduced and administered new programs throughout the League, including a national television agreement with ESPN2, a CBA national radio contract and a multi-game exhibition series involving former Lakers' great Magic Johnson. Fielkow also presided over the CBA's international department, which over a three-year period generated nearly \$1 million in revenue through player contract assignments. He was also elected to the Board of Directors of USA Basketball during his CBA tenure.

Before joining the CBA, Fielkow served as commissioner of the NCAA Division I North Star Conference (currently the Mid-Continent Conference). The Chicago-based conference was the last all-female conference at the Division I level. Fielkow was successful in securing the conference's first-ever automatic bid to the NCAA Division I women's basketball tournament.

Fielkow began his professional career as a practicing attorney in Chicago, and eventually co-founded the suburban Chicago law firm of Grossman, Solomon & Fielkow, P.C. This firm concentrated its practice in the areas of sports, insurance, banking and real estate law. Fielkow is a member of the Illinois and Wisconsin Bar Association's Forum Committee on the Entertainment and Sports Industries. He has authored several legal and sports-related articles/publications, including *Civil Rico: The Insurers Fight Back* and *CBA: A World of Opportunity*. Fielkow has also served as the lead counsel in several federal and state appellate cases in his career.

A native of Appleton, Wis., Fielkow is a 1981 graduate of the University of Wisconsin - School of Law and earned his B.A. degree with honors from Northwestern University. In 1978, Fielkow was selected as a member of the prestigious Phi Beta Kappa honorary society and has been presented with a "Who's Who" citation recognizing his achievements.

He is an avid sports fan, having played tennis on the collegiate level, and was selected to the silver-medal winning United States men's basketball team at the 15th Maccabiah Games in Israel.

He and his wife, Dr. Susan Fielkow, have three sons, Justin, Michael and Steven.



FOOTBALL OPERATIONS



CHARLES BAILEY

**Assistant General Manager
of Football Operations**



Charles Bailey is in his third season as Assistant General Manager of Football Operations with the Saints.

In his job with Saints, Bailey is responsible for scouting and evaluating talent on the Saints and around the NFL. He also does college scouting and numerous administrative duties. He is on the Executive Board for the 2002 Super Bowl Host Committee in New Orleans.

He joined the Saints from the Pittsburgh Steelers, where he worked from 1989-98.

In his ten years with the Steelers, Bailey served three years in college scouting and seven years as the Steelers' Pro Personnel Coordinator. He was one of the key personnel people that helped the Steelers get to Super Bowl XXX in 1995.

Bailey joined the Steelers in 1989 after eight years of scouting duties with National Football Scouting.

A native of Winston-Salem, North Carolina, Bailey began his scouting career in 1981 with National. His start with National followed six years on the coaching staff at Winston-Salem State. He attended North Carolina Central University, where he was a scholarship student-athlete from 1969-73. After graduation he earned his master's degree in guidance and counseling from North Carolina A&T University.

Bailey and his wife, Carolyn, have three children, daughters Kahmil and Aundrea, and a son, Charles.



MICKEY LOOMIS

**Director of Football
Administration**



Mickey Loomis is in his second season as Director of Football Administration with the Saints. In his position, he is responsible for salary cap management, as well as contract negotiations.

Loomis previously spent 15 years with the Seattle Seahawks, most recently as Executive Vice President from 1992-98. He originally joined the Seahawks staff in October of 1983, as the team's business manager and was promoted to vice president/finance in 1990.

A native of Eugene, Ore., he graduated from Williamette HS in 1974 and played basketball at Northwest Christian College. Loomis earned his undergraduate degree in accounting from the University of Oregon and also has a master's degree in sports administration from Wichita State University.

Loomis has two children, a son, Alex, and a daughter, Katherine.

SAINTS REGIONAL MARKETING INITIATIVES

The New Orleans Saints regional marketing efforts have been expanded to several areas in a 200-plus mile radius of New Orleans for 2001. Spearheading those efforts is **Mike Feder**, the club's Director of Regional Sales & Marketing. "The Saints recognize the importance of marketing and selling the club throughout the Gulf South region. This represents an extremely important part of our future plans and is essential for the club to be successful in the short and long term," said **Arnold D. Fielkow**, Saints' Director of Administration. "We play in one of the smallest markets in the NFL and by expanding our reach into the Gulf South, we will increase our market base to nearly five million people." Each of our eight regional representatives will be an integral part of their communities and will be responsible for marketing and selling the Saints in their assigned areas. Ticket sales, corporate sponsorship sales and suite sales will be the focus of the program.



ADMINISTRATION



WAYNE HODES

**Director of Sales
& Marketing**



Wayne Hodes is in his second season with the Saints as Director of Sales & Marketing. He joined the Saints in 2000 from the Trenton Thunder (AA affiliate of the Boston Red Sox), where he spent six years as General Manager/Chief Operating Officer.

In his job with the Saints, Hodes oversees all aspects of the Saints marketing efforts, which include corporate sales, suite and premium seat sales, special events, tickets, broadcast, stadium operations, youth programs, internet and advertising.

During his tenure with Trenton, Hodes was responsible for the daily operation of the Thunder and served on the team's Board of Directors. He managed all departments of the Trenton organiza-

tion, including the baseball and business operations. Hodes received several awards for his work, including Executive of the Year from the Eastern League and the National Association of Professional Baseball Leagues in 1995 and 1998, and Minor League Baseball Executive of the Year from *The Sporting News* in 1996.

A native of Watchung, N.J., Hodes graduated from Tulane University in 1987 with a bachelor's degree in sports management. He received a master's degree in sports administration from Montclair State University in 1991.

Hodes and his wife, Stacie, have one son, Vinny, and one daughter, Sarah.



MIKE FEDER

**Director of Regional Sales
& Marketing**



Mike Feder joined the Saints in 2001 from the Tucson Sidewinders (AAA affiliate of the Arizona Diamondbacks), where he spent 12 years as Vice President and General Manager.

In his job with the Saints, Feder directs the team's marketing efforts for all communities outside of the New Orleans metro area in the Gulf South region (Louisiana, Mississippi, the Alabama Coast and Western Florida).

During his 28-year career in minor league baseball, he was the recipient of five Executive of the

Year awards in four different leagues. Prior to joining the Tucson Toros in 1989, Feder was the General Manager of Quad Cities (Iowa) in the Midwest League. He also served as GM in Jackson, Miss., Cocoa Beach, Fla., Daytona Beach, Fla., Wausau, Wis., and Burlington, Iowa.

A Chicago native, Feder received his undergraduate degree from Simpson College in Indianola, Iowa, and received his master's degree in sports administration from Western Illinois University.

Feder and his wife, Pattie, have a son, Nate.



DENNIS LAUSCHA

Chief Financial Officer



Dennis Lauscha is in his fourth season with the Saints after joining the club in 1998 from Arthur Andersen, where he primarily worked in the health care, hotel, pro sports and SEC practices. While at Arthur Andersen, Lauscha served as the Saints' auditor for four years.

As CFO, Lauscha is responsible for all finan-

cial and accounting functions of the club, as well as information systems and human resources.

Lauscha, who is married (Jennifer), graduated from New Orleans' Jesuit HS and the University of Alabama, with a Bachelor of Science degree in Business. He received a MBA from Loyola University in New Orleans and is a licensed CPA.



COACHING STAFF



JIM HASLETT

Head Coach



Because his focus is always set firmly on the future, Jim Haslett isn't one to reflect on past triumphs. But the Saints' remarkable achievements in 2000 — a 10-6 record, the NFC West title and the franchise's first-ever playoff victory — can't be ignored.

In his first season, Haslett accomplished more than any of the previous 12 head coaches in the club's history. While 2000 was supposed to be the opening chapter of a lengthy rebuilding project, Haslett ignored that timetable. Relying on intensity, a hard-nosed approach and his famed zeal for preparation, Haslett pushed a roster full of newcomers to heights that few expected. For his efforts, he was a unanimous selection as NFL Coach of the Year.

New Orleans finished with the best road record in the league (7-1), the mark Haslett is most proud of considering the team had dropped its previous 14 contests in enemy stadiums. The Saints also went from last to first in the NFC West with the top divisional record in the NFL (7-1), led the league with 66 sacks and sent six players to the Pro Bowl.

While Haslett and his staff were expected to improve a defense which had struggled mightily the past few seasons, New Orleans also finished the season ranked 10th in offense. It was the first time since 1979 - and only the third year in club history - that the Saints' offense closed a season among the league's top 10.

GM Randy Mueller hired Haslett, a 17-year veteran of the NFL as a player and a coach, on Feb. 3, 2000. With the reputation as a player's coach who accepted little nonsense, Haslett's coaching star had been on the rise in league circles for years. He spent 1997-99 as the defensive coordinator for the Pittsburgh Steelers, where his aggressive blitzing schemes helped create one of the NFL's most dominant units. Haslett tutored a defense that led the Steelers to the AFC Championship in 1997.

This is Haslett's second tour of duty in New Orleans. He spent two years with the Saints, first as the linebackers coach in 1995 followed by a one-year stint as the defensive coordinator under Jim Mora in 1996. In his first season as coordinator, New Orleans improved from 22nd to 13th in the NFL in defense. Every linebacker's performance in 1995 improved over the year before under Haslett's guidance.

From 1993-94, Haslett was the linebackers coach for the Los Angeles Raiders. In 1993, the Raiders posted a 10-6 record, while current Saints

linebackers coach Winston Moss had one of the best seasons of his career with a team-leading 102 tackles. Haslett's contributions helped the Raiders' defense to a top-10 ranking both seasons.

From 1991-92, Haslett was the defensive coordinator for the Sacramento Surge of the World League. In 1992, the Surge won the WFL title. Serving on Haslett's staff that year as a defensive assistant was Rick Mueller, now the Saints' Director of Player Personnel. Through Rick, Haslett met Randy Mueller, who was looking for talent to add to the Seattle Seahawks' defense. Seattle ended up signing the Surge's Michael Sinclair, who became one of the NFL's top pass rushers. Years later, Mueller hired Haslett to be the Saints' head coach.

Haslett opened his coaching career in 1988, handling linebackers at the University of Buffalo. A year later he was promoted to defensive coordinator and served in that capacity for two years.

The core elements of Haslett's coaching principles were forged during Haslett's stellar playing career. After being drafted out of Indiana University of Pennsylvania in the second round of the 1979 NFL Draft by the Buffalo Bills, Haslett was voted the Associated Press Defensive Rookie of the Year. He played eight seasons with the Bills - being voted to the Pro Bowl in 1980 and 1981 - and finished his career in 1987 with the New York Jets.

Haslett played defensive end at IUP, where he was selected as a four-time All-American. He enrolled at IUP and joined the football team as a walk-on. When two of the school's six defensive ends went down with injuries in a preseason practice, the 185-pound Haslett volunteered to play the position.

Haslett earned and kept the starting spot at end, added 10 pounds to his lanky frame each season and became one of the team's defensive leaders. He set school records that still stand with 20 sacks and five fumble recoveries in a season. As a senior, he took over the team's punting duties and averaged 41.5 yards per kick. He graduated with a bachelor's degree in elementary education.

His collegiate career was recognized with his induction into the College Football Hall of Fame prior to the 2001 season.

Born Dec. 9, 1955 in Pittsburgh, Pennsylvania, Haslett and his wife, Beth, have two daughters, Kelsey and Elizabeth, and a son, Chase.

COACHING STAFF




JIM HASLETT

PLAYING CAREER

- 1975-78:** Was a four time All-American as Indiana University (Pa.) defensive end.
- 1979:** Drafted in second round by Buffalo Bills and converted to inside linebacker. Led the defense with 131 tackles, and was named All-Rookie and Associated Press Defensive Rookie of the Year.
- 1980:** Recorded 125 tackles for the Bills and had two interceptions for 15 yards for the AFC Eastern Division Champion Bills.
- 1981:** Led the Bills with 135 tackles as they advanced to the second round of the playoffs.
- 1984:** Rebounded from injuries in 1982-83 to record a then-career high 144 tackles.
- 1985:** Recorded a career-high 170 tackles, and picked off a Dan Marino pass against Miami in the final game of the season, his first interception since 1980.
- 1987:** Concludes final NFL season with the New York Jets, recording 17 tackles and one interception.

COACHING CAREER

- 1988-90:** Linebackers coach for the University of Buffalo in 1988, defensive coordinator in 1989 and 1990.
- 1991-92:** Defensive coordinator for the Sacramento Surge of the World League, which won the WFL Championship in 1992.
- 1993-94:** Linebackers coach for the Los Angeles Raiders.
- 1995-96:** Linebackers coach for the Saints in 1995, defensive coordinator in 1996.
- 1997-99:** Defensive coordinator for the Pittsburgh Steelers, which advanced to the AFC Championship game in 1997
- 2000:** Named the 13th Head Coach of the Saints on February 3. Led the Saints to a 10-6 mark, a NFC West title and the franchise's first playoff victory. For his efforts, he was named NFL Coach of the Year by several media outlets.



SAINTS HEAD COACHES RANKED BY WINNING PERCENTAGE

Coch	Seasons	Record	Pct.
Jim Haslett	2000-	10-6-0	.625
Jim Mora	1986-96	93-74-0	.557
Bum Phillips	1981-85	27-42-0	.391
Dick Nolan	1978-80	15-29-0	.341
John North	1973-75	11-23-0	.324
Mike Ditka	1997-99	15-33-0	.313

BEST FIRST SEASON RECORDS IN SAINTS HISTORY

Coch	Season	Record	Pct.
Jim Haslett	2000	10-6-0	.625
Jim Mora	1986	7-9-0	.438
Dick Nolan	1978	7-9-0	.438
Mike Ditka	1997	6-10-0	.375
John North	1973	5-9-0	.357



COACHING STAFF



MIKE McCARTHY
Offensive Coordinator



Bringing a keen attention to detail, a flair for innovation and years of experience that belie his age, Mike McCarthy emerged as one of the NFL's brightest offensive minds in 2000. For years the Saints have been known as a team paced by its ferocious defenses, but under McCarthy's guidance the offensive attack blossomed into one of the league's most explosive units.

McCarthy, one of the youngest coordinators in the NFL last season, led an offensive revival on a unit that kept rolling despite potentially devastating injuries to quarterback Jeff Blake, running back Ricky Williams and tight end Cam Cleeland. The Saints finished 10th in the NFL in total offense, marking only the third time in franchise history - and the first time since 1979 - that New Orleans has closed a season ranked in the top 10. For his efforts, McCarthy was chosen by *USA Today* as the NFC Assistant Coach of the Year.

McCarthy's run-based version of the West Coast offense seemed to break new team records on a weekly basis. Wide receiver Joe Horn set season marks with 94 catches for 1,340 yards. Blake tied a club record with 33 completions against San Diego and posted the highest QB rating (82.7) of his career. Despite playing in just 10 games, Williams became the Saints' first 1,000-yard rusher since 1989, and tied a club record with three touchdowns at Atlanta. And Aaron Brooks, who McCarthy tutored in Green Bay, stepped in for Blake and passed for a record 441 yards against Denver and rushed for 108 the next week at San Francisco. McCarthy's system wasn't held back by the constant influx of new personnel or the efforts of opposing defenses.

New Orleans joined St. Louis and Denver as the only NFL clubs with a 1,000-yard rusher, two passers with over 1,500 yards and a 1,000-yard receiver. The team's total of 312 first downs and 5,397 total yards were the second-highest in club record books, and the Saints also finished with the fourth-fewest turnovers in the NFC. And despite losing a handful of key contributors to injury, McCarthy's

offensive attack improved as the season progressed, averaging over 356 yards in the final 12 contests (137.4 rushing, 218.6 passing). In that important stretch, the Saints were 9-3.

But posting those kinds of statistics is nothing new for offenses that McCarthy has been involved with. Though only 37, he has worked with some of the game's most accomplished coaches and players.

While coaching quarterbacks at Green Bay in 1999, the Packers ranked seventh in the NFL in passing and ninth overall in total offense, with quarterback Brett Favre passing for 4,091 yards. That total - the fifth-highest in Packers history - included six 300-yard games.

Prior to working in Green Bay, McCarthy spent six seasons with the Kansas City Chiefs, serving as quarterbacks coach the last four years. As an offensive assistant in 1993-94, he worked closely with Hall of Fame quarterback Joe Montana. As QB coach from 1995-98, McCarthy's signal callers threw just 52 interceptions, which was the lowest total in the AFC during that period. These numbers were achieved despite Kansas City using three starters at quarterback - Steve Bono, Elvis Grbac and Rich Gannon - over that span.

Before joining the Chiefs, McCarthy coached at the University of Pittsburgh from 1989-92 under head coach Paul Hackett, renowned as an innovator in West Coast offenses. McCarthy spent his first three years working with the quarterbacks before tutoring the wide receivers during his final season at Pitt. McCarthy's top pupil at Pittsburgh, QB Alex Van Pelt, broke Dan Marino's school records for career and single-season passing yards.

A collegiate tight end, McCarthy was a two-time all-conference selection (1985-86) at Baker University in Baldwin City, Kan. McCarthy captained the school's 1986 team that finished as an NAIA Division II National Runner-up.

The Pittsburgh, Pa., native was born Nov. 10, 1963 and has a daughter, Alexandra.

MIKE McCARTHY

PLAYING CAREER: Baker University 1985-86. **COACHING CAREER:** Fort Hays State 1987-88, University of Pittsburgh 1989-92, Kansas City Chiefs 1993-98, Green Bay Packers 1999, New Orleans Saints 2000-.



COACHING STAFF



RON ZOOK
Defensive Coordinator



In his first season as defensive coordinator in New Orleans, Ron Zook was the architect of an opportunistic unit that proved to be as hard charging as his personality. Sparked by Zook's fiery leadership, the Saints led the NFL with a club-record 66 sacks, forced 35 turnovers and ranked in the league's top 10 in 10 defensive categories.

Zook's aggressive, blitz-happy schemes seemed to put the 11 defenders on the field in prime position to make big plays on a weekly basis. Four Saints from Zook's unit were voted to the Pro Bowl - La'Roi Glover, Joe Johnson, Keith Mitchell and Mark Fields. Darren Howard was a unanimous All-Rookie selection, while Johnson was chosen as the NFL Comeback Player of the Year. Glover, who tied a team record with a league-best 17 sacks, finished as the runner-up in the voting for NFL Defensive Player of the Year.

And while Saints' defenders piled up the individual honors, it was the performance of the entire unit that gave New Orleans one of the league's most improved defenses in 2000. The Saints ranked eighth in the NFL in total defense, a climb from 19th in 1999. New Orleans tied for third in the NFC for the fewest first downs allowed (279) and allowed opponents an average of 191.9 yards passing per contest after surrendering 221.5 yards the year before. The Saints were the top-ranked defense in the league for seven weeks in 2000 and never dropped out of the top 10.

Perhaps most memorable was the performance of Zook's defense at St. Louis in Week 12. New Orleans held a Rams' offense that was averaging 468 yards per game to 279 yards. The defending Super Bowl champions were limited to a mere 28 yards rushing on 10 carries, and the Saints posted

six sacks, two fumble recoveries and an interception. New Orleans climbed to the top spot in the NFC West with the 31-24 win.

Zook arrived in New Orleans after spending 1999 as the defensive backs coach for Kansas City. Zook's secondary was known as one of the league's toughest as the Chiefs' defensive backs recorded six touchdowns. Kansas City's defense totaled 25 interceptions, including a streak of at least one in 11 consecutive contests.

From 1996-98, Zook served as special teams coach of the Pittsburgh Steelers. In that span, Zook's squads never had a punt blocked and consistently ranked among the leaders in yardage allowed on kickoff returns.

Zook's temperament may seem perfectly suited for the go-for-broke attitude of special teams units, but the bulk of his expertise and experience is in coaching defenses. In a distinguished, five-year career (1991-95) at the University of Florida, Zook served as defensive coordinator for four seasons and tutored some of the Gators' top defenses. In 1995 he added the title of associate head coach and strong safeties coach as Florida captured its third-straight SEC crown.

Prior to his stint at Florida, Zook worked from 1988-90 as secondary coach at Ohio State. He spent one year as defensive coordinator/assistant head coach for Virginia Tech after serving from 1984-86 as secondary coach at Tennessee. Zook also worked as defensive coordinator at Kansas (1983) and Cincinnati (1981-82).


Zook had a stellar career as a defensive back for Miami (Ohio) from 1972-75. Born April 28, 1954 in Ashland, Ohio, Zook and his wife, Denise, have two daughters: Jacquelyn and Casey.

RON ZOOK

PLAYING CAREER: Miami (Ohio) 1972-75. **COACHING CAREER:** Orrville (Ohio) High 1976-77, Murray State 1978-80, University of Cincinnati 1981-82, Kansas 1983, University of Tennessee 1984-86, Virginia Tech 1987, Ohio State 1988-90, Florida 1991-95, Pittsburgh Steelers 1996-98, Kansas City Chiefs 1999, New Orleans Saints 2000-.



COACHING STAFF



RICK VENTURI

**Assistant Head Coach/
Secondary**



Rick Venturi brings a wealth of experience to the Saints, having spent 19 years serving on NFL coaching staffs. During that span, Venturi has served as a position coach, defensive coordinator, assistant head coach and head coach. In those capacities, Venturi has earned a reputation around the league as one of the game's best teachers. He enters his sixth season with New Orleans in 2001.

Last year Venturi coached the Saints secondary, a position he also tutored in 1998. New Orleans finished the season ranked 10th in the NFL in pass defense and ninth in the league with 20 interceptions. Venturi's platoon of playmakers became one of the strengths of a much-improved defense despite losing two projected starting cornerbacks - Steve Israel and Fred Weary - to injuries during the course of the season.

Venturi first brought his expertise to the defensive backfield in 1998. That season, the Saints secondary scored five of a team-record nine defensive touchdowns. New Orleans also recorded an NFC-best 21 interceptions.

In 1999, Venturi served as linebackers coach. His guidance helped spark the emergence of outside linebacker Keith Mitchell, who led the Saints with 104 tackles, 3.5 sacks and three interceptions.

Venturi joined the Saints in 1996 as linebackers coach and was elevated to head coach eight games into the season. With a new coaching staff in

1997, Venturi was retained as linebackers coach and took on the added duties of assistant head coach. He has held that title ever since.

Prior to joining the Saints, Venturi spent two years with the Cleveland Browns, as secondary coach in 1994 and defensive coordinator/linebackers coach in 1995.

The first 12 seasons of Venturi's NFL coaching career were spent with the Colts. He joined Baltimore as an assistant in 1982 and remained there through 1993. He began the 1991 season as defensive coordinator/linebackers coach before taking over as interim head coach with 11 games remaining. Venturi also served as defensive coordinator with the Colts in 1984 and 1992-93.

Venturi played quarterback and defensive back at Northwestern University, where he earned his degree in physical education and history, and a master's degree in education. His first coaching stop was a five-year stint at his alma mater in 1968. From 1973-76, he was on the staff at Purdue before moving on to Illinois for the 1977 season. He returned to Northwestern in 1978, where he served as the Wildcats' head coach for three years. In 1981, he got his first job at the professional level with the Hamilton Tiger-Cats of the Canadian Football League.

Born Feb. 23, 1946, in Taylorville, Ill., Venturi and his wife, Cheri, have a daughter, Marin, and a son, Jason.

RICK VENTURI

PLAYING CAREER: Northwestern 1965-67. **COACHING CAREER:** Northwestern 1968-72, Purdue 1973-76, Illinois 1977, Northwestern (head coach) 1978-80, Hamilton Tiger-Cats (CFL) 1981, Baltimore/Indianapolis Colts 1982-93 (head coach final 11 games of 1991), Cleveland Browns 1994-95, New Orleans Saints 1996-(head coach final 8 games of 1996).



HUBBARD ALEXANDER

Wide Receivers



Affectionately known as "Axe" by his platoon of wide receivers, Hubbard Alexander molded a young group of wideouts into one of the league's most productive units. It should have been expected. In every stop of Alexander's long coaching career, he has

developed top-flight wide receivers.

Alexander arrived in New Orleans in 2000 after serving from 1998-99 in the same position with the Minnesota Vikings. Prior to his stint with the Vikings, Alexander was the wide receivers coach with the

COACHING STAFF



Dallas Cowboys from 1989-97. Four wideouts under his guidance - Joe Horn in 2000, Cris Carter, Michael Irvin and Randy Moss - have combined for 10 Pro Bowl appearances.

Horn's emergence in 2000 is an indication of Alexander's coaching talents and the wide receiver's drive. After recording 53 receptions in his first four seasons in the NFL, Horn set team records last season with 94 receptions for 1,340 yards and was named to his first Pro Bowl. And though injuries depleted the Saints' wide receiver corps late in the year, Willie Jackson and Robert Wilson stepped up with huge performances under Alexander's guidance.

In his two seasons with Minnesota, Alexander developed one of the league's most dangerous units. Moss led the NFC in receiving yards (1,413), and Carter finished second in the NFC in receptions (90) and fifth in receiving yards (1,241). Both were voted to the Pro Bowl. In 1998, Alexander's first season with the Vikings, that same wideout tandem set an NFL record with 29 touchdown catches.

Alexander spent nine seasons (1989-97) with the Cowboys. Between 1992-95 Dallas dominated the NFL with a 49-15 regular season record, a 12-3 playoff mark, three Super Bowl titles. Alexander also

coached Irvin to five consecutive Pro Bowl appearances (1991-95).

Prior to his arrival in Dallas, Alexander coached 10 seasons (1979-88) at the University of Miami. After coaching tight ends from 1979-84, he moved over to tutor the wide receivers and molded a prolific receiving unit that featured Brian Blades, Brett Perriman and Irvin. All three were among the first 52 players selected in the 1988 NFL Draft. Alexander won National Championships with the Hurricanes in 1983 and 1987.

Before joining the Hurricanes, Alexander spent five seasons as an assistant at Vanderbilt (1974-78), and spent nine seasons as a highly successful high school coach in Memphis, Tenn. He started his coaching career at Tennessee State from 1962-63.

As a three-year starter at the center position at Tennessee State he earned All-America Honors as a senior and was signed as a free agent by the Cowboys. He received a degree in Health and Physical Education.

Born Feb. 14, 1939 in Winston-Salem, N.C., Alexander and his wife, Gloria, have three sons: Todd, Chad, and Bard.

HUBBARD ALEXANDER

PLAYING CAREER: Tennessee State 1958-61. **COACHING CAREER:** Tennessee State 1962-63, Vanderbilt 1974-78, Miami (Fla.) 1979-88, Dallas Cowboys 1989-97, Minnesota Vikings 1998-99, New Orleans Saints 2000-.



DAVE ATKINS

Running Backs



For Dave Atkins, 2000 was filled with remarkable achievements despite the loss of top runner Ricky Williams in Week 10. Though Williams would be out injured for the rest of the regular season and the Saints lacked a featured back, Atkins' resilient running back corps continued to churn out the yardage as New Orleans ended the season ranked second in the NFC in rushing.

The Saints finished eighth in the NFL in rushing with 2,068 yards, the highest ranking the club has posted since ranking third in 1987. After averaging 138.6 yards per game with Williams in the lineup, the Saints averaged over 100 yards (113.7) over the final six contests, with the running game serving as an important cog in winning the NFC West title.

Atkins returned to the Saints as running backs coach in 2000 after serving the team in the same capacity in 1996. Prior to his return to New Orleans, Atkins served as tight ends coach of the Minnesota

Vikings from 1997-99.

Atkins also brings valuable NFL offensive coordinator experience to the Saints coaching staff. From 1994-95, Atkins served in that capacity for Arizona. In 1994, the Cardinals led the NFL in time of possession (32:37), and the next season Arizona had one of the league's best backfield tandems in Larry Centers and Garrison Hearst.

In 1993 Atkins joined New England as running backs coach. In his only season with New England, the Patriots averaged 111.3 rushing yards per game, including a 1,088-yard effort by Leonard Russell, who finished second among AFC running backs.

Atkins broke into the NFL ranks with the Philadelphia Eagles in 1986. He worked with numerous facets of the Eagles' coaching staff during his seven-year stay, including running backs (1986-90), special teams (1991), and tight ends (1992).

Atkins started his college coaching career at




COACHING STAFF

his alma mater, UTEP, in 1979. He worked with the running backs and with the kicking game for two seasons at UTEP before joining the staff at San Diego State in 1981, where he spent the next five years.

Born May 18, 1949 in Victoria, Texas, Atkins and his wife Cynthia, have a son, Dave Jr., and a daughter, Jasmine.

DAVE ATKINS

PLAYING CAREER: UTEP 1970-71, San Francisco 49ers 1973, Honolulu Hawaiians (WFL) 1974, San Diego Chargers 1975. **COACHING CAREER:** Texas-El Paso 1979-80, San Diego State 1981-85, Philadelphia Eagles 1986-92, New England Patriots 1993, Arizona Cardinals 1994-95, New Orleans Saints 1996, Minnesota Vikings 1997-99, New Orleans Saints 2000-.



JOE BAKER

Secondary/Special Teams Assistant

Joe Baker enters his second season with the Saints and sixth in the NFL as secondary/special teams assistant. Prior to joining the Saints, Baker spent 1999 coaching outside linebackers and special teams at the University of Wisconsin.

In his position, Baker, is responsible for a multitude of functions, assisting both secondary coach Rick Venturi and special teams coach Al Everest.

In his first season with the Saints, Baker assisted with special teams units that improved in several categories, especially on kickoffs. And the pass defense jumped from 21st in the NFL in 1999 to 10th last year.

At Wisconsin in 1999, the Badgers led the Big Ten in kickoff return average, kickoffs, field goal percentage, and finished second in net punt average and field goal block percentage. Wisconsin went on to win the Rose Bowl.

Prior to his one-year coaching stint at

Wisconsin, Baker served with the Jacksonville Jaguars as assistant special teams coach from 1995-98. Before Jacksonville's inaugural 1995 season, he worked as the Jaguars' manager of football operations.

As a wide receiver at Princeton, Baker was on the school's Ivy League champion team in 1989. In 1991, Baker was named the player personnel coordinator for the World League's Birmingham Fire.

Baker also served as a scout for the World League until joining the coaching staff at Samford University in January of 1993. While at Samford, he coached running backs and wide receivers, in addition to his duties in recruiting.

Born June 29, 1969 in Glen Ridge, N.J., Baker graduated from Princeton in 1991 with a degree in history. He and his wife, Jill, have a one-year old daughter, Mia.

JOE BAKER

PLAYING CAREER: Princeton 1988-91. **COACHING CAREER:** East Stroudsburg (Pa.) State 1991, Birmingham Fire 1992, Samford 1993, Jacksonville Jaguars 1994-98, Wisconsin 1999, New Orleans Saints 2000-.



FRANK CIGNETTI JR.

Quarterbacks

In Frank Cignetti Jr.'s first season as quarterbacks coach in 2000, Jeff Blake finished sixth in the NFC in passing with a career-high 82.7 quarterback rating and backup Aaron Brooks filled in capably after Blake's season-ending injury, becoming the first

quarterback in NFL history to have a 400-yard passing game and a 100-yard rushing game in the same season.

Cignetti joined the Saints after spending 1999 with the Kansas City Chiefs as the club's offensive



COACHING STAFF



assistant/quality control coach. He arrived in Kansas City after serving for nine years at his alma mater, Indiana University of Pennsylvania (IUP).

Cignetti enjoyed a successful coaching career at perennial NCAA Division II powerhouse IUP, which earned six NCAA playoff berths during his tenure, including national championship game appearances in 1990 and 1993. He spent the 1997-98 campaigns as the Indians offensive coordinator/quarterbacks coach after tutoring quarterbacks and wide receivers from 1995-96. He originally joined the IUP staff in 1990 as wide receivers coach, before shifting to the secondary from 1993-94.

Cignetti began his coaching career at the University of Pittsburgh in 1989. He joined the

Panthers staff after a four-year playing career as a strong safety for IUP from 1984-87. During his playing career, Cignetti earned all-conference honors as a junior, and was a member of the school's first-ever NCAA Division II playoff team as a senior.

A member of a football family, Cignetti is the son of current IUP head coach Frank Cignetti, who also served as head coach of the University of West Virginia from 1976-79. His brother Curt is in his second season at North Carolina State as tight ends coach.

A Pittsburgh, Pa., native, Cignetti was born Oct. 4, 1965. He and his wife, Ellen, have a daughter, Alyssa.

FRANK CIGNETTI, JR.

PLAYING CAREER: Indiana University (Pa.) 1984-87. **COACHING CAREER:** University of Pittsburgh 1989, Indiana University (Pa.) 1990-98, Kansas City Chiefs 1999, New Orleans Saints 2000-.



SAM CLANCY

Defensive Line

The defensive line was the foundation of the Saints' record-breaking defense in 2000, and the four playmakers up front were under the tutelage of Sam Clancy. Clancy's defensive line contributed 48.5 sacks to the Saints' team-record total of 66 in 2000. But this wasn't a unit that blindly charged the quarterback. Though three defensive linemen had 10 or more sacks, the Saints also ranked 10th in the NFL against the run.

As a group, the defensive line was one of the league's most imposing units, and individually they raked in the honors. DT La'Roi Glover led the NFL with 17 sacks and was named a Pro Bowl starter. DE Joe Johnson posted a career-best 12 sacks and was voted the NFL Comeback Player of the Year. Under Clancy's tutelage, second round pick Darren Howard developed faster than expected and set a club rookie record with 11 sacks. DT Norman Hand's contributions were not as evident on the stat sheet, but served as the foundation of the Saints run defense.

Prior to joining the Saints, Clancy coached in NFL Europe for five seasons, and had an 11-year NFL playing career. Clancy joined the staff of NFL's Barcelona Dragons in 1995. The Dragons made two World Bowl appearances during Clancy's tenure, winning the title in 1997. Glover spent the spring of

1997 under Clancy's tutelage and the defensive tackle has been on a tear ever since.

Clancy was originally drafted in the 11th round by the Seattle Seahawks in 1982. After playing with Seattle from 1982-83, he played with the Cleveland Browns from 1985-88 and closed out his career with the Indianapolis Colts from 1989-93. During his NFL career, he recorded 30 sacks in 152 games. His finest season came in 1990, when he led the Colts with 7.5 sacks and 48 tackles (30 solo). Clancy also played two seasons in the USFL, with the Pittsburgh Maulers in 1984 and the Memphis Showboats in 1985. With the Maulers, Clancy was second in the league with 16 sacks.

Clancy did not play college football at Pittsburgh, but he was a four-year basketball letterman and a member of the 1979 U.S. gold medal team at the Pan American Games under Bob Knight. Clancy was a 1981 third round pick of the NBA's Phoenix Suns, but opted for the NFL.

Born May 29, 1958 in Pittsburgh, Pa., Clancy and his wife, Terri, have three sons: Sam Jr., who is the starting power forward for the University of Southern California, Samario, and Samarcus, one stepson, Evann, and a daughter, Samantha.





COACHING STAFF

SAM CLANCY

PLAYING CAREER: Seattle Seahawks 1982-83, Pittsburgh Maulers (USFL) 1984, Memphis Showboats (USFL) 1985, Cleveland Browns 1985-88, Indianapolis Colts 1989-93. **COACHING CAREER:** Barcelona Dragons (NFL Europe) 1995-99, New Orleans Saints 2000-.



AL EVEREST Special Teams



Known for building aggressive, ball-hawking units, Al Everest brings 30 years of coaching experience to his post as special teams coach. He came to New Orleans in 2000 after a four-year stint in the same capacity for the Arizona Cardinals.

Everest's special teams units have consistently ranked among the NFL's best. In 2000, the Saints special teams improved in several categories, and it was especially noticeable in kickoff returns. New Orleans took nearly three yards off the starting point of opponent's drives from the year before and the Saints improved their kickoff returns by over three yards per return.

Under Everest in 1999, the Cardinals ranked third in the NFL in defensive punt return coverage, fifth in opponent's net punting average, and second in field goal defense. They also featured the leading punt returner in the NFC and the seventh-best kickoff returner in the conference. In 1998, Cardinals kickers booted four game-winning final-play field goals.

Everest brings a remarkably diverse background to the Saints, holding coaching spots on both sides of the ball and around the globe. He started his career as the defensive coordinator of the freshman team at Southern Methodist University in 1972. After stints at North Texas and Cameron (Okla.) University, Everest served as athletic director and head coach at the American School Foundation in Mexico City from

1976-80, and head baseball coach at U.S. International University from 1981-87.

Everest then entered the professional ranks, coaching in Italy from 1988-90 as an assistant with the Legnano Frogs. He served as head coach of the Pesaro Angels of Italy in 1991. Everest also spent part of 1991 as a talent scout for the Pro Spring Football League, before working as a secondary coach with the Arkansas Miners in 1992.

When the PSFL folded in 1992, Everest served as offensive coordinator of the San Antonio Force in the Arena Football League. Everest then returned to Italy for the 1993 season before serving as an assistant coach at The Colony High School in Lewisville, Texas. Everest served as the special teams coordinator of the CFL's Birmingham Barracudas in 1995. His special teams units were instrumental in the club's surprising playoff berth in its inaugural season.

A two-year starter at free safety at SMU from 1970-71, Everest earned a master's degree from North Texas, and a Doctorate of Education from U.S. International.

Born August 22, 1950 in El Paso, Texas, Everest's father Andy, served as an assistant on Bum Phillips' Saints coaching staff from 1981-85. He and his wife, Melissa "Lee", have two daughters, Michelle Katherine, and Kaycee Fae.

AL EVEREST

PLAYING CAREER: Southern Methodist 1970-71. **COACHING CAREER:** Southern Methodist 1972, North Texas 1973-74, Cameron (Okla.) University 1974-75, American School (Mexico City) Foundation (head coach) 1976-80, Legnano (Italy) Frogs 1988-90, Pesaro (Italy) Angels (head coach) 1991, Arkansas Miners (PSFL) 1992, San Antonio Force (AFL) 1992, Legnano (Italy) Frogs 1993, Colony (Texas) HS (assistant coach) 1993-94, Birmingham Barracudas (CFL) 1995, Arizona Cardinals 1996-99, New Orleans Saints 2000-.



COACHING STAFF



ROCK GULLICKSON Strength & Conditioning



Rock Gullickson's work with Saints players as strength and conditioning coach received notice in his first season, as he was presented the 2000 President's Award by the Professional Football Strength and Conditioning Coaches Society. Gullickson enters his second season with the Saints after spending 1998-99 in the same capacity at the University of Louisville.

Prior to working at Louisville, Gullickson served as the strength and conditioning coach at the University of Texas from 1993-97. While at Texas, Gullickson oversaw the workouts of Heisman Trophy Winner and present Saint RB Ricky Williams from 1995-97. Before arriving in Texas, Gullickson served as strength and conditioning coach at Rutgers from 1990-92.

A 1978 graduate of Moorhead (Minn.) State, Gullickson was an Associated Press Division III All-American guard for the Dragons. Following his grad-

uation, Gullickson remained at Moorhead State for one season as strength coach before moving on to Mayville (N.D.) State for two years as strength coach, assistant football coach and head track and field coach.

In 1981, Gullickson was named strength coach and weight training instructor at South Dakota State, where he received his master's degree. In 1982, he became the first full-time strength and conditioning coach in the history of the Big Sky conference when he went to Montana State. Gullickson remained at Montana State for eight years planning and designing the school's facility and assisting in the team's 1984 Division I-AA National Championship. As Montana's power lifting champion from 1983-86, Gullickson won the Northwest U.S. Championship in 1985.

Born April 11, 1955 in Moorhead, Minn., Gullickson is married to the former Terry Bastian.

ROCK GULLICKSON

PLAYING CAREER: Moorhead (Minn.) State 1974-77. **COACHING CAREER:** Moorhead (Minn.) State 1978, Mayville (N.D.) State 1979-80, South Dakota State 1981, Montana State 1982-89, Rutgers 1990-92, Texas 1993-97, Louisville 1998-99, New Orleans Saints 2000-.



JACK HENRY Offensive Line



Entering his second season with New Orleans, Jack Henry has helped shape the Saints' offensive line into one of the NFL's best. In 2000, tackle William Roaf was named to a team-record seventh straight Pro Bowl, tackle Kyle Turley was named to the Associated Press All-Pro Team and center Jerry Fontenot was a Pro Bowl first alternate selection.

Under Henry's leadership, the Saints offensive line paved the way for the club's first 1,000-yard rusher (Ricky Williams) since 1989 and reduced the number of sacks allowed as the offense ranked in the top 10 for the first time since 1979.

A coaching veteran of over 30 years, Henry spent 1997-99 as offensive line coach for the Detroit Lions. In 1997 the Lions boasted the NFL's No. 2

rushing offense, highlighted by Barry Sanders' 2,053 rushing yards. It was only the third time in NFL history that a running back reached the 2,000-yard mark.

Henry spent 1996 as offensive line coach for the San Diego Chargers. Prior to joining the Chargers, Henry spent 1993-95 as the offensive line coach at the University of Pittsburgh. His first NFL coaching assignment was tutoring the Pittsburgh Steelers offensive line under Chuck Noll in 1990-91.

Henry previously served as the assistant director of athletics, associate head football coach and offensive coordinator at his alma mater, Indiana University of Pennsylvania (IUP) from 1986-89. He was inducted into IUP's Athletic Hall of Fame in September of 1997.



COACHING STAFF

Henry has also served at seven other colleges in his coaching career. He began by coaching the freshman offensive linemen at West Virginia in 1970, followed that by moving to Edinboro in 1973 (offensive line and wrestling coach), Louisville in 1974 (offensive line), Millersville in 1975-76 (offensive coordinator), Southern Illinois in 1977 (offensive line), West Virginia again in 1978-79 (offensive line), Appalachian State in 1980 (offensive coordinator) and Wake Forest in 1981-85 (offensive coordinator/offensive line).

JACK HENRY

PLAYING CAREER: Penn State 1964-65, Indiana University (Pa.) 1967-68. **COACHING CAREER:** West Virginia 1970, Edinboro (Pa.) 1973, Louisville 1974, Millersville (Pa.) 1975-76, Southern Illinois 1977, West Virginia 1978-79, Appalachian State 1980, Wake Forest 1981-85, Indiana University (Pa.) 1986-89, Pittsburgh Steelers 1990-91, University of Pittsburgh 1993-95, San Diego Chargers 1996, Detroit Lions 1997-99, New Orleans Saints 2000-.



JIM HOSTLER Offensive Assistant

Jim Hostler is in his first season as an offensive assistant/quality control coach for the Saints. He joined the Saints on Feb. 7, 2001 after spending last season with the Kansas City Chiefs in a similar capacity.

The previous six seasons, Hostler was an assistant coach at his alma mater, Indiana University of Pennsylvania (IUP). He was the Indians' offensive coordinator/quarterbacks coach in 1999, after stints as linebackers coach (1997-98) and running backs coach (1994-96). From 1990-92, Hostler was the running backs coach. During his entire tenure at IUP the Indians qualified for the NCAA Division II playoffs five

times and advanced to the title game in 1990. In 1993 he was the offensive coordinator for Juniata (Pa.) College.

Hostler had a stellar playing career as a cornerback at IUP from 1986-89. A four-year letterman, he earned all-conference honors as a sophomore and a senior. While at IUP as a player, the Indians won a pair of Pennsylvania State Athletic Conference titles, made three trips to the D-II playoffs and compiled a 38-9 record.

A native of Bethel Park, Pennsylvania, he and his wife, Jennifer, have two sons: Clint and Grant.

JIM HOSTLER

PLAYING CAREER: Indiana University (Pa.) 1986-89. **COACHING CAREER:** Indiana University (Pa.) 1990-92, Juniata (Pa.) 1993, Indiana University (Pa.) 1994-99, Kansas City Chiefs 2000, New Orleans Saints 2001-.



EVAN MARCUS Assistant Strength & Conditioning

A former assistant to Rock Gullickson at Louisville, Texas, and Rutgers, Evan Marcus enters his second season as the Saints' assistant strength

and conditioning coach.

Marcus spent the 1998-99 seasons at the University of Louisville. Prior to his stint at Louisville,

Henry, who began his collegiate playing career as a linebacker at Penn State from 1964-65, played guard for IUP in 1967-68 before graduating in 1969. He was the captain of IUP's 1968 Boardwalk Bowl Championship team.

John "Jack" Henry is a native of Houston, Pa. Henry and his wife, Carol, have two children - Chad, who is an area scout for the Detroit Lions, and Jacqueline, who is a student at the University of New Orleans.



COACHING STAFF



he spent three seasons at Texas as a member of the Longhorns staff from 1995-97.

Marcus spent one season at the University of Maryland in 1994, where he served as an assistant strength and conditioning coach. He also served under Gullickson at Rutgers in 1993.

A 1990 graduate of Ithaca College with a bachelor's degree in exercise physiology, Marcus helped the Bombers to the 1988 NCAA Division III National Championship and earned Football News All-

America honors as an offensive tackle. Marcus received the Michael S. Bond Scholarship Award for Football Dedication at Ithaca as a senior in 1989.

He earned his master's degree in higher education from Arizona State in 1992. Marcus served as the Sun Devils' graduate assistant coach in the strength and conditioning program while he worked on his master's degree.

Marcus was born Jan. 2, 1968 in Cranford, New Jersey.

EVAN MARCUS

PLAYING CAREER: Ithaca College 1986-89. **COACHING CAREER:** Arizona State 1990-91, Rutgers 1993, Maryland 1994, Texas 1995-97, Louisville 1998-99, New Orleans Saints 2000-.



WINSTON MOSS Linebackers

Winston Moss enters his second season with the Saints and third year as an NFL coach, following an 11-year career as a linebacker with three teams. Moss was promoted to his current position on Jan. 22, after spending his first season with the club as a defensive assistant/quality control coach.

Moss began his coaching career as defensive quality control coach with the Seattle Seahawks in 1998.

Moss played with the Seahawks from 1995-97. His NFL career also included stops with the Tampa Bay Buccaneers (1987-90) and the Los Angeles Raiders (1991-94). While with the Raiders in 1993, Saints' head coach Jim Haslett was Moss' position coach. Moss led the Raiders with 102 tackles that

season and was elected the 1993 Raiders recipient of the Ed Block Courage Award in a vote by his teammates.

During his 11-year career, Moss appeared in 155 games, starting 146 and recorded 768 tackles, 20.5 sacks and five interceptions. He was a three-time defensive captain and was a recipient of the 1996 NFL Players Association Unsung Hero Award.

Originally a second round pick by the Buccaneers in 1987, Moss played at the University of Miami (Fla.), where he was part of the Hurricanes' 1984 National Championship team.

Born Dec. 24, 1965 in Miami, Fla., Moss and his wife, Zolia, have two sons, Winston Jr. and Robert, and a daughter, Victoria.

WINSTON MOSS

PLAYING CAREER: Miami (Fla.) 1984-87, Tampa Bay Buccaneers 1987-90, Los Angeles Raiders 1991-94, Seattle Seahawks 1995-97. **COACHING CAREER:** Seattle Seahawks 1998, New Orleans Saints 2000-.



BOB PALCIC Tight Ends

Bob Palcic, a 28-year coaching veteran, enters his second season coaching the Saints tight ends. This season marks his eighth year as an NFL coach after a distinguished college coaching career.

In 2000, Palcic lost starting tight end Cameron Cleeland to injury at the start of training camp, but was able to mold backup Andrew Glover into an

effective red zone target with four touchdowns. Palcic also played a critical role in the development of Lamont Hall, who started five games in the two-tight end formation and played a major role in the running game with his blocking skills.

In 1999, Palcic served as the offensive line coach of the Cleveland Browns. He coached tight





COACHING STAFF

ends for the Detroit Lions in 1997-98. Prior to his stay in Detroit, Palcic was the offensive line coach with the Atlanta Falcons from 1994-96.

Before joining the NFL ranks in 1994, Palcic helped guide UCLA to a Rose Bowl berth in 1993, where he tutored present Baltimore Ravens All-Pro tackle Jonathan Ogden. He spent 1992 at Southern California, where he coached present Jacksonville Jaguars All-Pro tackle Tony Boselli, following a six-year stay (1986-91) at Ohio State. He coached the offensive line at Arizona for two seasons (1984-85) before joining the Ohio State staff.

In addition to his college and NFL coaching tenures, Palcic coached in the Canadian Football League with Toronto for two seasons (1982-83). In

that span the Argonauts appeared in two Grey Cup Championship games and won the title in 1983.

Palcic began his coaching career at his alma mater, Dayton, in 1974. He coached Dayton's defensive ends and offensive linemen for two years (1974-75) before moving on to Ball State (1976-77). In 1978 Palcic began a four-year stint (1978-81) as the offensive line coach at Wisconsin, a position he held until moving on to Toronto. Palcic played linebacker at Dayton from 1968-70.

Born July 2, 1948 in Gowanda, N.Y., Palcic and his wife, Theresa, have a son, Joe, currently an assistant coach at Miami (Ohio), and two daughters, Amy, an assistant in the Cleveland Browns public relations department, and Monica.

BOB PALCIC

PLAYING CAREER: Dayton 1968-70. **COACHING CAREER:** Dayton 1974-75, Ball State 1976-77, Wisconsin 1978-81, Toronto Argonauts (CFL) 1982-83, University of Arizona 1984-85, Ohio State 1986-91, Southern California 1992, UCLA 1993, Atlanta Falcons 1994-96, Detroit Lions 1997-98, Cleveland Browns 1999, New Orleans Saints 2000-.



MIKE WOODFORD

Defensive Assistant

Mike Woodford joins the Saints staff in 2001 as defensive assistant/quality control, his first coaching position in the NFL. Woodford spent the last two seasons (1999-00) as secondary coach at Middle Tennessee.

Before arriving at Middle Tennessee, Woodford was an assistant at Walsh (Ohio) University for five years (1994-98). In that span, he served as the defensive coordinator for his final four seasons. From 1986-91 he was secondary coach at University of Akron. In 1985 he was the backfield coach at Middle

Tennessee as the Blue Raiders went 11-0 in the regular season and earned a No. 1 ranking. Woodford served as secondary coach at Rhodes (Tenn.) College in 1984 after holding graduate assistant positions at Kansas (spring 1984), Arkansas (1983) and his alma mater, Arizona (1982).

Woodford played four years as a safety at Arizona, from 1978-81, working his way up from walk-on to starter.

A native of Niles, Ohio, he and his wife, Sue, have two daughters, Michaela and Ellie.

MIKE WOODFORD

PLAYING CAREER: University of Arizona 1978-81. **COACHING CAREER:** University of Arizona 1982, Arkansas 1983, Kansas 1984, Rhodes (Tenn.) 1984, Middle Tennessee 1985, Akron 1986-91, Walsh (Ohio) 1994-98, Middle Tennessee 1999-00, New Orleans Saints 2001-.

THE FLEUR DE LIS



The Fleur de Lis, the emblem most closely associated with the New Orleans Saints and worn on the team's helmets, is a symbol from the Court of Louis XIV. It is a French word that stands for "flower of the lily."

The Fleur de Lis is also a symbol for New Orleans, which was adopted during the French occupation of Louisiana from 1682-1762.

Traditionally, it has been used to represent French royalty, and in that sense, it is said to signify perfection, light and life.

Due to its three petals, the fleur-de-lis has also been used to represent the Holy Trinity.

FOOTBALL OPERATIONS STAFF



RICK MUELLER

Director of Player Personnel

Rick Mueller is in his second season with the Saints as Director of Player Personnel after six years with the Jacksonville Jaguars. He is responsible for coordinating all aspects of player evaluation, including both pro and college scouting.

Mueller played a key role in evaluating many Saints acquired after the 2000 NFL Draft that played pivotal roles for last season's NFC West Champion team. Among these players were wide receiver Willie Jackson, linebacker Darrin Smith and quarterback Aaron Brooks. In the months since the end of the 2000 season, Mueller has played a role in the team acquiring wide receiver Albert Connell and safety Jay Bellamy. He also oversaw a draft in which the Saints added running back Deuce McAllister, linebacker Sedrick Hodge, defensive tackle Kenny Smith and fullback Moran Norris with the team's first four picks.

Mueller was instrumental in Jacksonville's rise from an expansion franchise in 1995 to becoming one of the elite teams in the NFL. During the period of 1996-99, the Jaguars qualified for the playoffs in each of those seasons, won two AFC Central Division titles and played in two AFC title games.

Prior to joining the Saints, Mueller served as the Jaguars' director of college scouting since 1998. He was in charge of his first college draft in 1999.

Mueller previously was Jacksonville's college

scout responsible for the western U.S. He joined the Jaguars in 1994 after spending 1993 as director of player personnel for the CFL's Sacramento Gold Miners. Mueller spent the spring and summer of 1992 with the World League's Sacramento Surge, serving as defensive assistant and special teams coach. The Surge went 8-2 and capped the season as World Bowl Champions.

Following the World League season, Mueller served as one of five pro scouts for the World League. From 1990-92 Mueller worked for Washington State University as graduate assistant, quarterbacks coach, head junior varsity coach and recruiting coordinator. At Washington State, he helped develop quarterback Drew Bledsoe, who was the first overall pick in the 1993 draft and is a three time Pro Bowler for the New England Patriots. Mueller began his football career as a training camp assistant with the Seattle Seahawks from 1985-90.

A graduate of the University of Puget Sound, Mueller was a three-year starter at quarterback. He received a bachelor's degree in communications in 1990 and attended graduate school studying communications at Washington State in 1992.

Mueller was born Dec. 4, 1967 in Spokane, Wash. He and his wife, Andrea, have twin sons, Chase and Rhett.



RICK THOMPSON

College Scouting Coordinator

Rick Thompson is in his second year with the Saints as College Scouting Coordinator. He oversees all activities of college scouting and is the director of the team's training camp in Thibodaux, La.

Thompson came to the Saints from the Seattle Seahawks, where he was an original member of the team's staff, having joined the Seahawks in 1975 as an assistant in the player personnel department and was promoted to assistant player personnel director in 1984. Thompson was promoted to assistant foot-

ball operations director in 1998 and served as an area scout in 1999. He also was as the Seahawks training camp director from 1978-98.

Thompson is a graduate of Hamline University in St. Paul, Minn., where he earned a degree in sports administration. As an undergraduate, he worked for the Minnesota Vikings for five years. Thompson is a graduate of Lincoln HS in Bloomington, Minn. He and his wife, Kathy, have a daughter, Kacie, and a son, Nick.



FOOTBALL OPERATIONS STAFF



PAT MONDOCK

Regional Scouting Supervisor



Pat Mondock is in his second season as the Saints' Regional Scouting Supervisor. He joined the Saints on February 9, 2000, after spending 1994-99 with the Seattle Seahawks. He is responsible for evaluating college talent in the eastern region of the United States with the Saints.

Mondock served as the Seahawks college scouting director in 1998, and served as eastern scouting supervisor from 1994-97 and as an area scout in 1999. Prior to working for the Seahawks, he spent eight seasons with the Indianapolis Colts, joining the Colts in June, 1986, from BLESTO, where he had been the combine's western region scout.

Mondock has 22 years of high school and college coaching experience. He served as head coach at Washington and Jefferson College in Washington, Pennsylvania, from 1972-82, and was a high school head coach at both Southern Columbia County and Ridgeway High Schools in western Pennsylvania from 1962-70.

He holds an undergraduate degree from Lock Haven State College in Lock Haven, Pa., and a masters degree from West Virginia in Health and Physical Education. Pat and his wife, Kathleen, have a blended family of seven grown children.



MIKE BAUGH

Pro Scout



Mike Baugh is in his second season as a pro scout. He joined the Saints in February, 2000. Prior to joining the Saints, Baugh spent eight years in various capacities with the Seattle Seahawks.

Baugh originally joined the Seahawks in 1992 as a public relations intern. From 1993-96, he served as an administrative assistant to Seahawks head coaches Tom Flores and Dennis Erickson.

In 1997, Baugh moved over to the Seahawks'

personnel department, where he served in several capacities starting as a scouting assistant in 1997, before being named manager of football administration in 1998. In his final season with Seattle, he was named assistant director of pro scouting.

Baugh, who is married (Christine), graduated from Central Washington University with a bachelor's degree in business administration. The couple are expecting their first child in September.



GRANT NEILL

Pro Scout



Grant Neill is in his seventh season with the Saints, his fourth in player personnel.


Neill joined the Saints' personnel department in 1998, after working in the team's marketing department from 1995-96, and as a ticket sales representative in 1997.

Neill's current duties involve working as a pro

scout. In 1999, he handled advance scouting duties for the Saints coaching staff after joining the football operations department as a pro scout in 1998.

Neill, a Pasadena, Calif. native who is married (Lani), played four years as a cornerback and punter for Occidental College, earning a degree in kinesiology in 1995.

FOOTBALL OPERATIONS STAFF



BILL QUINTER

Pro Scout



Bill Quinter joined the Saints staff in 2000 after having worked with the Seattle Seahawks for three seasons. With the Saints, Quinter is responsible for pro player evaluations and film breakdown of upcoming opponents.

Quinter joined the Seahawks staff on June 1, 1996 as a player personnel assistant, and was promoted to pro scouting director in May of 1998, after having spent the previous 24 seasons in the Canadian Football League as a player, coach and administrator.

Quinter played in the NFL with the Washington Redskins in 1962 before joining the Ottawa Rough Riders in 1963. He earned All-CFL honors as a linebacker in 1964. After coaching at Indiana State in

1968 and Pittsburgh from 1968-72, he went back to the CFL as an assistant with the Toronto Argonauts in 1973. He also served as the defensive coordinator of the Calgary Stampeders in 1976 before joining the British Columbia Lions in 1977 as offensive line coach. In 1981, he switched over to the defensive line for two seasons. In 1983, the Lions named him their player personnel director. In 1984, he was named the general manager of the Saskatchewan Rough Riders. From 1987-90, he was the player personnel director of the Winnipeg Blue Bombers before rejoining the Lions in 1990 in the same capacity.

Quinter and his wife, Christine, have six children, sons, Jason and Bill Jr., and daughters, Judi, Josie, Jenny and Joy.



MIKE FAULKNER

Area Scout



Mike Faulkner joined the Saints as an area scout after working with Washington in 2000.

He is in his 19th NFL season as a scout after stints with Seattle (1998-99), San Francisco (1991-97), Cleveland (1990), N.Y. Jets (1983-89), N.Y. Giants (1980) and Washington (1974-78).

Faulkner coached in the CFL with Toronto

(1979) and Montreal (1982) and was a college coach at Eastern Illinois in 1981. He started coaching in the prep ranks in West Virginia in 1972.

He played quarterback and defensive back at West Virginia Tech from 1965-69.

Faulkner and his wife, Laura, reside in Horseshoe Bay, Texas.



CORNELL GOWDY

Area Scout



Cornell Gowdy is in his fifth season with the Saints as an area scout.

He joined the Saints in 1997 from the National Football League Scouting Combine, where he served 1996-97 as an area scout.

Gowdy, a defensive back out of Morgan State,

played with both the Dallas Cowboys (1986) and the Pittsburgh Steelers (1987-88). After leaving professional football, Gowdy worked in the business sector as a computer systems developer.

Cornell and his wife, Sonya, live in Maryland, and have two daughters, Courtney and Taylor.



FOOTBALL OPERATIONS STAFF



TIM HEFFELFINGER

Area Scout



Tim Heffelfinger is in his fourth season as an area scout for the Saints.

Heffelfinger was an assistant coach at UCLA from 1996-98. In his three-year tenure, he worked with the Bruins offensive line and tight ends. He also received a master's degree from UCLA's School of Education.

Heffelfinger graduated from Northwestern in

1990. He played defensive tackle before his career was cut short by a career-ending back injury. Following graduation, he worked in the business sector as a sales representative for The Quaker Oats Company and Converse.

Tim and his wife, Amy, and their daughter, Cassidy, live in Illinois.



JAMES JEFFERSON

Area Scout



James Jefferson is in his second season with the Saints as an area scout. He brings with him ten years of professional playing experience and four years of college coaching experience.

Jefferson joined the Saints after having spent the 1996 and 1998-99 seasons as a secondary coach at Texas A&M-Kingsville. In between his stints in Kingsville, he served as secondary coach at

Alabama State in 1997.

Jefferson, a defensive back out of Texas A&M-Kingsville, played with the Seattle Seahawks from 1989-93. He began his pro career as a defensive back with the Winnipeg Blue Bombers of the CFL from 1986-88 and closed out his professional career with the British Columbia Lions of the CFL from 1994-95.



MARK SADOWSKI

Area Scout



Mark Sadowski enters his fourth year in the Saints scouting department, and second as an area scout. Sadowski's territory in the Saints scouting system, the southeast, is traditionally one of the most fertile in the country for NFL prospects.

Prior to becoming an area scout, Sadowski served as a combine scout working for National Football Scouting. He joined the Saints in 1998 as

the NFC pro scout and also handled all the advance scouting duties for the coaching staff.

Sadowski played safety at Tulane from 1992-93, and worked there as a defensive coaching assistant from 1994-96 and a defensive/special teams coaching assistant in 1997.

Sadowski, a Chicago native, earned his engineering degree from Tulane.

NEWORLEANS SAINTS.COM

The Saints relaunched the club's official website in July — NewOrleansSaints.com. The site is the foremost authority on the team, including breaking news and inside information, exclusive stories, player features, photos, notes, columns, a kids area, ticket and sponsorship information, a media resource center and more. Fans can also sign up for a free e-newsletter which contains up-to-the-minute information on the Saints, and there is a pro shop where the latest in official Saints gear is available. Highwire Advertising and Design of New Orleans hosts the site and helped create the new look.

FOOTBALL OPERATIONS STAFF



BARRETT WILEY

Area Scout



Barrett Wiley enters his third year with the Saints and his first as an area scout. Wiley will cover the western region of the country for the Saints.

Prior to becoming an area scout, Wiley served as a football operations assistant for the Saints in 2000. He joined the club in 1999 as an assistant in the media relations department.

Wiley played defensive back for Guilford College in Greensboro, N.C. from 1995-98 and graduated in with a degree in sports management in 1999.

A native of New Orleans, Wiley graduated from DeLaSalle High School.



ANDY WEIDL

Combine Scout



Andy Weidl enters his second year as a combine scout for the Saints. Weidl joined the Saints after working for the Pittsburgh Steelers, where he worked in the player personnel department for two seasons. In his duties, Weidl works as a scout for the National Football Scouting Combine.

With the Steelers, Weidl was involved in the overall evaluation of both college and professional

football players. Prior to joining the Steelers, he served as a TV sports reporter for Comcast Cablevision of Philadelphia.

Weidl, a Pittsburgh native, was a four-year starter on the Villanova football team and graduated with a bachelor's degree in communications in 1996. In 1997, he earned his master's degree in human organizational science from Villanova.



SCOTTIE B. PATTON

Head Athletic Trainer



Scottie Patton is in his second year with the Saints as head athletic trainer.

The third head trainer in club history, Patton joined the Saints after serving as an assistant athletic trainer with the Philadelphia Eagles from 1996-99 and an assistant athletic trainer for the San Francisco 49ers for five years. A veteran of 10 NFL seasons, Patton was on the staff of the Super Bowl XXIX Champion 49ers in 1995. He has served twice as a trainer for the NFC squad at the Pro Bowl.

Patton earned his bachelor's degree in Sports Medicine/Exercise Science from Appalachian State University in 1990. After enrolling in graduate school at the University of South Carolina, Patton completed his master's in Sports Medicine at San Jose State in

1996. A certified athletic trainer, he is a member of the National Athletic Trainers Association (NATA) and the Professional Football Athletic Trainers Society.

Patton began his career as a graduate assistant athletic trainer at South Carolina (1990-91), a student athletic trainer at Appalachian State (1986-90) and a summer training camp and assistant athletic trainer with the 49ers in 1988-89.

During his final two offseasons with the Eagles, Patton created the Football/Athletic Training Clinic, a non-profit venture that provides instruction in athletic training and football skills in his hometown of Gastonia, N.C..

He and his wife, Lisa, have a son, Cameron, and a daughter, Alexis.



FOOTBALL OPERATIONS STAFF



KEVIN MANGUM
Assistant Athletic Trainer



Kevin Mangum is in his 21st season with the Saints as Assistant Athletic Trainer.

The Tylertown, Miss. native received the Southeast Athletic Trainers Association's 1991 Backbone Award, which recognizes the region's outstanding assistant athletic trainer, and was part of the NFL Athletic Training Staff of the Year in 1986.

Mangum served as a student athletic trainer for two years at Southwest Mississippi Junior College and two more at the University of Southern Mississippi before joining the Saints in 1981. He

received a bachelor's degree in athletic administration with a specialization in athletic training from USM in 1981 and an advanced degree in physical education from the University of New Orleans in 1988. He was inducted into the Southwest Mississippi Junior College Sports Hall of Fame in 1995.

He and his wife, Susie, and their children: Katie, Megan, Scott, Kevin Paul and Mark, reside in Kenner.



AARON MILLER
Assistant Athletic Trainer



Aaron Miller is in his fourth season with the Saints after serving four years in the athletic training room at the University of Wisconsin-La Crosse. With the Saints, he assists the athletic training staff in all matters pertaining to the supervision or administration of prevention, treatment and rehabilitation of all Saints players.

Prior to joining the Saints full-time in 1998, Miller served as a summer intern in La Crosse for their 1996 and 1997 training camps. At UW-L, he

worked with most of the school's athletic teams, including basketball, gymnastics and football. Miller was the head student athletic trainer for the 1997 Division III National Championship men's track team. In 1998, the school honored him with the Scholar-Athlete Award. Miller graduated from UW-L with a B.S. in athletic training in 1998.

Miller, a native of Stevens Point, Wis., resides in River Ridge.

NEW NFL DIVISIONAL ALIGNMENT FOR 2002

The NFL, with the addition of Houston as the league's 32nd franchise, will realign for the 2002 season. The NFL will go to eight four-team divisions, four each in the AFC and NFC. The Saints will move to the NFC South where they will face current NFC West rivals Atlanta and Carolina while Tampa Bay will round out the division. A new scheduling format will also begin in 2002 as each team will play home-and-home within their division (six games), one game against each team in another division in their conference (four games), one game against each team in one of the opposite conference's divisions (four games) and one game each (based on standings) vs. a team in each of the other two divisions within their conference (first place vs. first place, etc.). A look at the 2002 NFL divisional setup ...

National Football Conference

SOUTH	EAST	NORTH	WEST
Atlanta	Dallas	Chicago	Arizona
Carolina	N.Y. Giants	Detroit	St. Louis
New Orleans	Philadelphia	Green Bay	San Francisco
Tampa Bay	Washington	Minnesota	Seattle

American Football Conference

SOUTH	EAST	NORTH	WEST
Houston	Buffalo	Baltimore	Denver
Indianapolis	Miami	Cincinnati	Kansas City
Jacksonville	New England	Cleveland	Oakland
Tennessee	N.Y. Jets	Pittsburgh	San Diego

FOOTBALL OPERATIONS STAFF



RICKY PORTER
Director of Player Development



Ricky Porter is in his second year with the Saints as Director of Player Development. Prior to joining the Saints, he served on the Denver Broncos' coaching staff from 1997-99 as an offensive assistant and in the same capacity with Tampa Bay in 1996.

Prior to his stint with Tampa Bay, he worked as a scout for National Football Scouting in 1995.

Porter had previous NFL coaching experience with Buffalo (1991), New Orleans (1993) and Detroit (1994) through the league's Minority Coaching Fellowship Program. His first full-time experience came at his alma mater, Slippery Rock University, where he coached the running backs and special teams in 1990-91 before moving on to handle the

same responsibilities at Kent from 1992-93.

Porter played five years in the NFL with Detroit (1982), Baltimore (1983) and Buffalo (1987-89). He also played for the USFL's Memphis Showboats (1985) and the CFL's Montreal Alouettes (1986-87). He was drafted by Detroit in 1982.

Porter is an inductee of Slippery Rock's Athletic Hall of Fame.

A native of Sylacauga, Ala., Porter grew up in Baltimore, Md., where he was a three-sport star at Milford Mill HS. He is a member of the Fellowship of Christian Athletes.

Ricky and his wife, Carla, have two sons, Armani Vaniko and Octavio Vantaj.



GREG BENSEL
Director of Media & Public Relations



Now in his fifth season with the Saints as Director of Media & Public Relations, Greg Bense coordinates all aspects of the club's communications and is the primary liaison between the team and the NFL's network media partners.

Prior to joining the Saints, Bense served as Director of Public Relations for the Super Bowl XXXI Host Committee and the Greater New Orleans Sports Foundation. He worked on the NFL PR staffs for Super Bowls XXXII and XXIII and has also served

on the media and public relations committee for the NCAA Men's Final Four, the SEC Men's Basketball Tournament and the NOKIA Sugar Bowl.

A New Orleans native, Bense graduated from Jesuit HS and Tulane University. After college, he worked as a media relations administrator for the Professional Golfers Association in Palm Beach Gardens, Fla., where he served on the PGA's PR staff for the 1991 PGA Championship, the 1991 Senior PGA Championship and the 1991 Ryder Cup.



VERNON CHEEK
Director of Community Relations



Vernon Cheek is in his first season as the Saints' Director of Community Relations after spending the last two years as the Director of Publications for the Seattle Seahawks.

In his role with the Saints, Cheek will serve as the liaison for the club's community relations efforts.

A 1991 graduate of Grambling State University, Cheek served as the school's sports information

director/marketing for his alma mater from 1995-98 under legendary football coach Eddie Robinson. He has served on the public relations staffs of Super Bowls XXXI through XXXV and two NBA All-Star Games. He also assisted the PR staff of the Baltimore Ravens during their AFC Championship week in 2000, handling a portion of their media requests.



SAINTS STAFF

EXECUTIVE OFFICE



Jennie Guarisco
*Executive Assistant
to the Owner*



Melissa Scott
*Administrative
Assistant to the
Owner*



Rodney Henry
*Administrative
Assistant*



Charlotte Troxler
*Financial Assistant
to the Owner*



Bob Benson
Consultant

FOOTBALL OPERATIONS



Dan Simmons
Equipment Manager



Silky Powell
*Assistant
Equipment Manager*



Nolan Castex
*Equipment
Assistant*



Joe Malota
Video Director



Jeff Jacobs
*Assistant Video
Director*



Geoff Santini
Director of Security



Debbie Gallagher
*Executive Assistant
to the General
Manager*



Megan McLaughlin
*Administrative
Assistant/Football
Administration*



Sondra Egan
*Administrative
Assistant to the
Head Coach*



John "Chip" Beake
*Administrative
Assistant*



T.D. Cox
*Player Personnel
Assistant*



SAINTS STAFF

MEDIA & PUBLIC RELATIONS/PHOTOGRAPHY



Chris Pika
*Media & Public
Relations Manager*



Justin Macione
*Media & Public
Relations Manager*



Paul Corliss
*Media & Public
Relations Manager*



Ricky Zeller
*New Media
Manager*



Josselyn Timko
*Media & Public
Relations Assistant*



Mark Hughes
*Media & Public
Relations Intern*



Michael C. Hebert
*Director of
Photography*



Barry Lawrence
*Digital Photo
Specialist*

MARKETING



Ben Hales
*Corporate Sales &
Broadcasting
Manager*



Robert Sergeant
*Operations
Manager*



Cindy Hart
*Suite Sales
Manager*



Chris Kenyon
*Senior Corporate
Account Executive*



Christine Cipriani
*Corporate Account
Executive*



Darlene Divinity
*Corporate Account
Executive*



Doug Holtzman
*Corporate Account
Executive*



Jason Trosclair
*Youth Programs
Manager*



Barra Birrcher
*Entertainment
Manager*



Vicky Neumeyer
Staff Counsel



SAINTS STAFF




Kim Durr

*Executive Assistant
to the Director of
Administration*



Milly Hockingheimer

*Executive Assistant
to the Director of
Sales & Marketing*



Ryan Pace

*Operations
Assistant*



Ian Lang-Tigchelaar

*Suite Operations
Assistant*



Matt Molero

Marketing Assistant

TICKET SALES & SERVICES



Michael Stanfield

*Manager of Ticket
Sales & Services*



James Nagaoka

*Director of Team
Logistics/Box Office
Manager*



Brooke Ellenberger

*Ticket Operations
Supervisor*



Karen Schexnaydre

*Account Executive
Supervisor/Group
Sales*



Sharon Aldridge

*Ticket Sales
Coordinator/
Customer Service*



Albertha Armstrong

*Customer Service
Representative*



Cardell Carter

*Customer Service
Representative*



Joe Chavis

*Customer Service
Representative*



Angel Suhor

*Customer Service
Representative*



Jennifer Chapman

Account Executive



Mark Gambino

Account Executive



Derek Henderson

Account Executive



Loretta Hill

Account Executive



Rick King

Account Executive



Jaimee McCullen

Account Executive

SAINTS STAFF



Jim Nelson

Account Executive



Ryan Robbins

Account Executive



Bill Robinson

Account Executive



Robert Scholl

Account Executive



Kevin Shipp

Account Executive



Stacey Suhm

Account Executive



Jake Schneider

Ticket Assistant



John Berfect

Mail Clerk



Louise Mistrick

Receptionist



Charleen Brown

Receptionist

REGIONAL SALES & MARKETING



Robbie Dautrieve

*Regional Sales &
Marketing
Coordinator*



Murphy Dore

*Regional Sales &
Marketing
Coordinator*



Michael Louvier

*Regional Sales &
Marketing
Coordinator*



Amanda Millet

*Regional Sales &
Marketing
Coordinator*



Fay Webber

*Regional Sales &
Marketing
Coordinator*

BUSINESS OFFICE/INFORMATION SYSTEMS



Charleen Sharpe

Comptroller



Linda Bourgeois

*Business Office
Assistant*



Sheila Palmisano

*Human Resources
Coordinator*



Jay Romig

*Information
Systems Manager*



Jeff Huffman

*Assistant
Information
Systems Manager*



SAINTS STAFF

FACILITIES



Terry Ashburn
Facilities Manager



Lester Vallet, Jr.
Assistant Facilities
Manager



Tim Fletcher
Grounds
Superintendent

WHAT TO WATCH FOR IN 2001 ...

Team

New Orleans will look to become the first team in the NFC West since San Francisco from 1992-95 to defend the division crown. Every team in the division has won the title in the last five seasons.

The Saints will try for their second straight winning season, the 1st time since 1991 (11-5) & 1992 (12-4).

Should the Saints lead the NFL in sacks again in 2001, they would be the first repeat leaders since Dallas in 1968-69 & it would be the fourth time in club history that the Saints have led the league (would tie for second-most all-time with four other teams).

Individual

QB **Jeff Blake** needs to play in 10 games to reach 100 career, needs 2,801 passing yards for 20,000 career, 702 passing yards to move into the Saints career top 10, 468 passing attempts for 3,000 career, 72 completions for 1,500 career & 260 rushing yards for 2,000 career.

Should TE **Cameron Cleeland** lead the Saints in receptions, he would become the first TE in team history to do so twice.

C **Jerry Fontenot** needs nine starts for 150 career.

The battle between teammates DT **La'Roi Glover** & DE **Joe Johnson** as they both move up the Saints career sack list. Glover has 42 career sacks (eighth on the Saints career list) while Johnson has 41.5 career sacks (ninth on the list). Next on the list is **Elois Grooms** with 43. If Glover repeats his 17-sack performance in 2001, he would move into fourth place while Johnson, with a repeat of his 12-sack total of 2000, would move into fifth place.

Should DT **La'Roi Glover** again lead the NFL in sacks, he would tie the NFL record for seasons leading the league with two & he would be the first player

since **Reggie White** in 1997-98 to lead in consecutive seasons.

Should WR **Joe Horn** repeat his club-record 94-reception season in 2001, he would move to eighth place on the Saints' career reception list (42 receptions would place him in the Saints' career top 10).

Should CB **Steve Israel** appear in seven games, he would reach the career 100-game plateau.

WR **Willie Jackson** needs 15 games played for 100 career.

Should DE **Joe Johnson** appear in all 16 games, he would move into 26th place on the Saints career games played chart with 106.

S **Sammy Knight** needs two interceptions to tie **Dave Whitsell** for fourth place on the Saints' all-time list. If he has another five-interception season, as he did in 2000, he would move to third place.


S **Chris Oldham** needs 10 appearances for 150 career.

Should T **William Roaf** appear in all 16 regular season contests, he would move into 13th place on the Saints career games played list with 140. If he is voted to the Pro Bowl this season, he will extend his club record to eight appearances.

LB **Darrin Smith** needs one start for 100 career & 26 tackles for 700 career.

Should RB **Ricky Williams** rush for 1000 yards, he would move to fifth on the Saints all-time rushing list and become the first back in club history to accomplish the feat in back-to-back seasons.

G/C **Wally Williams** needs 10 games played for 100 career.



2001 SAINTS

Saints T William Roaf participated in his club-record seventh Pro Bowl in February. He was one of six Saints who played in the game, which tied a franchise mark.



BENNETT'S CAMERA & VIDEO



Official Photographic Supplier of The New Orleans Saints

Since 1909...

"Everything Photographic"

- 1 HR Photo Processing
- Cameras
- Binoculars
- Enlargements
- Photo Restorations
- Video Tape Duplication
- Digital Cameras
- Black & White Prints
- Video Cameras
- Instant Passport Photos

• Photographic Prints from Digital Cameras and Media

3230 Severn Ave. • Metairie, LA 70002
Mon.-Sat. 9:00 a.m. to 6:00 p.m.
(504) 885-9050

www.bennettscamera.com

SAINTS VETERANS



TOM ACKERMAN

Center/Guard

Ht: 6-3 Wt: 296 Birthdate: 9-6-72

College: Eastern Washington

Joined Saints: D5b-96

NFL Experience: 6th Season

69

PRO — Was the 145th player selected in the 1996 NFL Draft and the first player ever selected by the Saints from Eastern Washington. Solid lineman, whose quickness and versatility along the offensive line are his strengths.


CAREER TRANSACTIONS — Was re-signed by the Saints, 2/15/00. Was the second of three fifth round-draft choices (145th overall) by the Saints in 1996.

2000 — Appeared in 15 games on the year...saw action primarily on special teams...saw action at LG vs. Detroit, 9/3...saw action at C in second half at San Diego, 9/10...saw action at LG in fourth quarter at Chicago, 10/8...was declared inactive due to ankle injury at Atlanta, 10/22...saw action at C in 4th quarter vs. San Francisco, 11/5...saw action on special teams in both playoff games. **1999** — Appeared in all 16 games on the year, starting eight, including seven at LG and one at RG...saw action at C vs. Atlanta, 10/10, started at RG vs. Tampa Bay, and at LG in game 7, games 9-13, and game 16...also played on special teams. **1998** — Played in 15 games on the year, starting 10 at C...first NFL start came at Atlanta, 10/18, and started every contest through game 15...saw action primarily on special teams in the first five contests, also seeing action at C in the fourth and fifth games...dressed but did not play for the season finale. **1997** — Appeared in 14 games and was inactive for two...majority of action came on special teams. **1996** — Appeared in two games and was inactive for 14...first NFL action came at Houston, 11/10, saw action on special teams as well as on offense as

a tackle eligible in short-yardage situations...played extensively as second TE with injuries to starters at Atlanta, 11/17.

COLLEGE — Began his college career as a tight end before moving to the offensive line in his redshirt season of 1991...also played both tackle spots, guard and served as a deep snapper in his four years with the Eagles...was a second-team All-Big Sky Conference selection in 1994 when he opened five contests at right tackle, four on the left side and two at center...started all year at left guard in 1995 and was a unanimous first-team all-conference choice and a third-team Division I-AA All-America by the *Associated Press*...majored in liberal studies.

PERSONAL — Earned All-State honors at Nooksack Valley (Wash.) HS...played linebacker and tight end and earned all-county accolades as a sophomore, and offensive honors as a junior...lettered four times in football, basketball and baseball...lives in Kenner...he and his wife, Erin, have three daughters (Riley Rachelle, Alexis Jade and Avery Alyse)...Thomas Michael Ackerman...born Sept. 6, 1972.



Career Statistics: Tom Ackerman

Games Played/Started: New Orleans - (1996, 2/0); (1997, 14/0); (1998, 15/10); (1999, 16/8); (2000, 15/0). Total: 62/18.
Postseason Games Played/Started: New Orleans - (2000, 2/0). Total: 2/0.



JAY BELLAMY

Safety

Ht: 5-11 Wt: 200 Birthdate: 7-8-72

College: Rutgers

Joined Saints: UFA-01 (Sea)

NFL Experience: 8th Season

20

PRO — Eight-year veteran was signed by the Saints in the offseason to team with Sammy Knight at the safety position for the Saints. Has started at both safety positions for the Seahawks since 1997, moving over to free safety in 1999. Also brings extensive special teams experience to the Saints, with 82 special teams tackles for his career.

CAREER TRANSACTIONS — Signed by the Saints, 4/4/01. Placed on injured reserve list with shoulder injury, 11/11/94. Originally signed by the Seattle Seahawks as an undrafted free agent 4/27/94.

HONORS — 1997-98: Special teams captain.



SAINTS VETERANS

2000 — Started all 16 games at free safety and finished fourth on the team with 87 tackles (69 solo) and tied Willie Williams for the team lead with four interceptions (132 yards)...four interceptions tied a career high he previously established in 1999...also tied career highs with two sacks, eight pass defenses and two forced fumbles...finished sixth in the NFL in interception return yardage and third in yards/interception return (33.0)...vs. St. Louis, 9/10, he led the team with 11 tackles and also intercepted Kurt Warner and returned it 84 yards for his first career TD—third longest in team history...registered a sack vs. New Orleans, 9/17, forcing a Jeff Blake fumble...also forced a fumble vs. Indianapolis, 10/15, while finishing that game with 11 tackles...both forced fumbles led to Seattle TDs...tied a career high with two interceptions vs. Chiefs, 10/29, a feat he has now accomplished three times...recorded team's only sack versus San Diego, 11/5...came up with his fourth interception at Denver, 12/10. **1999** — Had a successful year starting 16 games at free safety after making the switch from strong safety where he had played his previous five seasons...for second straight year finished second on the team behind Chad Brown with 96 tackles (career-high 85 solo) and finished third in interceptions with career-high four...totaled eight passes defended and nine special teams stops...tied for team lead with seven tackles in season opener vs. Detroit, 9/12...recorded first interception of season at Pittsburgh, 9/26...led the team in tackles with nine (eight solo) at San Diego, 10/17...had interception and pass defense to go along with five tackles vs. Buffalo, 10/24...led team with eight tackles (seven solo) in Kingdome's finale vs. Kansas City, 12/26...had eight tackles and tied career high with two interceptions at New York Jets, 1/2/00. **1998** — Finished season second on team with career-high 98 total tackles (career-high 81 solo) and tied for second with three interceptions...also registered 11 total special teams tackles (third on team)...recorded an interception and recovered his first career fumble vs. Washington, 9/20...registered a career-high 12 total stops (10 solo) against Tennessee, 11/29...had first career multi-interception game with two picks against

San Diego, 12/13. **1997** — Played 16 games, starting the last seven at strong safety after a back injury sidelined Bennie Blades...starts were the first of his career...used in multiple-back formations all season...credited with a personal best 52 tackles, including 35 in his seven starts...tied for second on the team in tackles over the final seven games with 35...only LB Dean Wells (39) had more...added 2 sacks and an interception...had seven tackles in a game three times, including at Oakland, where he also had one sack...also had a sack at Denver, 11/2...intercepted a pass at Kansas City, 9/28, and returned it 13 yards...credited with 12 special teams tackles. **1996** — Played 16 games as a reserve safety and special teams performer...set a franchise record with 34 special teams tackles...had four, three times and three, three times...used as a nickel back on defense and was credited with 18 tackles and three interceptions...stopped a Buffalo drive with an interception with 3:05 left...set up a touchdown before the half with a pick versus Minnesota and forced a fumble on special teams. **1995** — Played 15 games as a reserve safety and special teams performer...inactive against Cincinnati...forced a fumble at Jacksonville to set up the clinching touchdown in a 47-30 win. **1994**: Played three of the first nine games before injuring his shoulder against Cincinnati...missed the rest of the season on injured reserve...signed, 4/27.

COLLEGE — Four-year letterman and three-year starter at both CB and FS...three-time second-team All-Big East choice...finished his career with 192 tackles and eight interceptions...had 56 tackles and four interceptions in 1992, with 46 tackles in 1993...one of four true freshmen to letter in 1990...returned one of his two interceptions that season 21 yards for a TD versus Temple...majored in sociology.

PERSONAL — Played QB and FS at Matawan (Aberdeen, N.J.) HS...returned three punts for TDs as a senior...also lettered in track...his brother, Eric, lettered in football at Georgia Tech (1989-90)...full name is John Jay Bellamy...born June 8, 1972.

Career Statistics: Jay Bellamy

Year	Team	GP/GS	S	A	TT	Sk.-Yds.	Int.-Yds.-LG	PD	FF	FR
1994	Seattle	3/0	0	0	0	0-0	0-0-0	0	0	0
1995	Seattle	15/0	2	1	3	0-5-0	0-0-0	0	1	0
1996	Seattle	16/0	16	2	18	0-0	3-18-16	6	0	0
1997	Seattle	16/7	42	10	52	2-15	1-13-13	6	0	0
1998	Seattle	16/16	81	17	98	1-4	3-40-24	8	2	2
1999	Seattle	16/16	85	11	96	0-0	4-4-7	8	0	1
2000	Seattle	16/16	69	18	87	2-13	4-132-84t	8	2	0
Totals		98/55	290	59	349	5.5-32	15-207-84t	36	5	3

ADDITIONAL STATS: Interceptions Returned for TD: (2000, 1) Total: 1. Special Teams Tackles: (1994, 2); (1995, 13); (1996, 34); (1997, 12); (1998, 11); (1999, 9); (2000, 1) Total: 82

CAREER HIGHS: Tackles — 12 vs. Tennessee (11/29/98); Sacks — 2 (2x) at Denver (11/27/97) & vs. Arizona (9/13/98); Interceptions — 2 (3x), last time vs. Kansas City (10/29/00); Int. Ret for TD — 1 vs. St. Louis (9/10/00); Forced Fumbles — 1 (5x), last time vs. Indianapolis (10/15/00); Fumble Recoveries — 1 (3x), last time at Kansas City (11/21/99).

POSTSEASON STATISTICS

Year	Team	GP/GS	S	A	TT	Sk.-Yds.	Int.-Yds.-LG	PD	FF	FR
1999	Seattle	1/1	4	1	5	0-0	0-0-0	0	0	0
Totals		1/1	4	1	5	0-0	0-0-0	0	0	0

SAINTS VETERANS



JEFF BLAKE

Quarterback

Ht: 6-0 Wt: 210 Birthdate: 12-4-70

College: East Carolina

Joined Saints: UFA-00 (Cin)

NFL Experience: 10th Season


18

PRO — The first free agent acquisition of the 2000 offseason provided stability to the quarterback position. Started first 11 games of the season for the Saints before suffering a fractured and dislocated right foot vs. Oakland, 11/19. Enjoyed the highest passer rating of his career (82.7). Underwent successful foot surgery, 11/22.

CAREER TRANSACTIONS — Placed on injured reserve list, 11/20/00. Signed as an unrestricted free agent by the Saints, 2/11/00. Placed on injured reserve with a wrist injury, 12/24/98. Re-signed by the Bengals, 5/8/95. Acquired off waivers by the Bengals, 8/29/94. Originally drafted by the New York Jets in the sixth round (166th overall) of the 1992 NFL Draft.

HONORS — **2000:** NFC Offensive Player of the Week, Week 10. **1999:** AFC Offensive Player of the Week, Week 13. **1996:** AFC Offensive Player of the Week, Week 15. **1995:** Pro Bowl Starter. Started game due to an injury to Dan Marino. **1994:** Week 10 AFC Offensive Player of the Week, November AFC Offensive Player of the Month.

2000 — Started first 11 games of 2000 season before suffering a fractured and dislocated foot in game 11 vs. Oakland, 11/19...ranked sixth in the NFC and 14th in the NFL with 82.7 passer rating, the highest of his career...completed 184-of-302 passes for 2,025 yards, 13 TDs and only nine interceptions...also had 57 rushes for 243 yards with 1 TD, good enough for second on the team...ranked fifth in the NFC and ninth in the NFL in completion percentage...was 7-3 as a starter for Saints prior to suffering injury...vs. San Diego, 9/10, was 33-of-46 for 259 yards with 3 TD passes and 2 interceptions in fourth quarter comeback behind 28-27 victory, setting a new career-high for completions and tying a career-high for attempts...in final game-winning drive, was 8-of-9 for 61 yards, culminating with an 8-yard TD pass to Joe Horn...at Chicago, 10/8,



was 18-of-25 for 232 yards with 3 TD & 1 interception & a 123.7 passer rating...set a career-high in rushing attempts with 12 rushes for 66 yards...also passed both the 16,000 yard passing & 1,600-yard rushing marks for his career...vs. San Francisco, 11/5, was 20-of-26 for 275 yards with 3 TD passes & six

rushes for 23 yards...for his efforts in Saints' 31-15 victory, was named NFC Offensive Player of the Week. **1999** — Opened season in No. 1 QB role for Bengals and started games 1-4...did not play in games 5-6 and played as a reserve in games 7-8...returned to starting role in game 9, 11/7 at Seattle, and remained in starter's role the remainder of the season...posted his highest totals since 1996 in all major passing categories...rushing total of 332 yards was Bengals record for a QB, breaking Ken Anderson's team record...led offense to 146-point output over games 11-14 to tie club record for most points in four consecutive games...led three-game win streak over Pittsburgh, Cleveland and San Francisco in games 12-14, posting a 109.9 passer rating over the three games with 47 completions in 80 attempts for 751 yards, 6 TDs and 1 INT...named AFC Offensive Player of the Week for his performance, 12/5 vs. 49ers and earned coaches' offensive game ball...with 16 TD passes and 12 INT on the season, maintained Bengals' career-best ratio of TDs to INT (minimum 500 attempts). Blake's career differential was 93-62 for a ratio of 1.5 -to-1...Boomer Esiason ranks second at 1.43-to-1 (187 TDs; 131 INT) and Ken Anderson ranks third at 1.23-to-1 (197 TDs; 160 INT)...Blake's top game on the season was 44-30 victory 12/5 vs. San Francisco, when he earned AFC Offensive Player of the Week honors with 21-for-30 passing for 334 yards, 4 TDs and no INT...earned AFC Offensive Player of the Week honors for third time in his career...had TD passes vs. 49ers of 11 yards to Carl Pickens, 58 to Darnay Scott, 12 to Corey Dillon and 13 to Pickens...49ers game was third 4-TD game of Blake's career; Bengals won all three games, and Blake suffered no interceptions in any of the three...Blake's other 4-TD games came in wins of 34-31 vs. Houston on 11/13/94 and 41-31 vs. Atlanta on 11/24/96...threw for 3 TDs with 2 INT in 34-31 loss 11/21 vs. Baltimore, as offense topped 30-point mark for first time since season opener...followed the Baltimore performance by leading 11/28 victory in Pittsburgh that halted six-game losing streak; led Bengals to 14-0 first-quarter lead at Pittsburgh with season-long 76-yard TD pass to Darnay Scott and a 4-yard TD run...threw 52-yard TD pass to Darnay Scott with no INT in 44-28 victory 12/12 vs. Cleveland...threw 75-yard TD pass to Carl Pickens on 11/7 at Seattle...averaged 268.8 passing yards over a five-game stretch in games 9-13, the first five games he started after Smith's injury...led offense to 400-plus yards in each game of three-game win streak with totals of 415 on 11/28 at Pittsburgh, 476 on 12/5 vs. San Francisco and 459 on 12/12 vs. Cleveland...with consecutive 44-point games vs. San Francisco and Cleveland, led offense to most points (88) over two



SAINTS VETERANS

consecutive games since 1985...Blake's 332 rushing yards topped previous Bengals record of 320 set by Ken Anderson in 1981...passed 15,000-yard mark in career passing yardage during 12/26 Baltimore game, finishing season with 15,174 career yards. **1998** — Was in No. 2 QB role for games 1-10 and saw brief action behind Neil O'Donnell in games 3-4 and 6-7 and 10...was designated No. 3 QB on inactive list for games 11-12, after Paul Justin was promoted from No. 3 to No. 1 and O'Donnell was placed in No. 2 role...returned to No. 2 role behind starter O'Donnell for game 13 on 12/6 vs. Buffalo and played briefly in fourth quarter after O'Donnell was sidelined with season-ending hand fracture...returned to No. 1 role for game 14 on 12/13 at Indianapolis and game 15 on 12/20 at Pittsburgh...suffered chipped bone in right wrist (passing hand) in Pittsburgh game and placed 12/24 on injured reserve list, missing season finale vs. Tampa Bay...posted Bengals' most passing yards of the season with his 367-yard effort while leading 25-24 victory at Pittsburgh on 12/20...Blake's only game with more yards was Oct. 6, 1994, when he passed for 387 at Seattle...completed 20-of-36 passes at Pittsburgh, with 1 TD and 1 INT...TD pass at Steelers was 61 yards to Darnay Scott, putting Bengals ahead 22-21 in fourth quarter...directed 12-play, 62-yard drive to winning FG after Steelers had taken 22-22 lead. **1997** — Started games 1-11...played every offensive snap in games 1-4, 6-9 and 11...was number 2 QB behind Boomer Esiason and did not play in games 12-16...led offense on three TD drives in fourth quarter of season opener vs. Arizona as Bengals rallied from 21-3 deficit for 24-21 victory...Blake's 6-yard TD pass to Carl Pickens gave Bengals 22-21 lead over Cardinals with 0:38 remaining, and Blake added game's final points with two-point conversion pass to TE Tony McGee...gained team-leading and career-high 75 yards rushing (on 11 attempts), 10/5 at Jacksonville, including an 8-yard score in third quarter...in 11/2 win vs. San Diego, gave Bengals first lead at 10-7 with 15-yard pass to Pickens, and scored eventual winning TD on 13-yard run in fourth quarter for 38-24 lead...passed 15 yards to Tony McGee for game's first score 11/9 at Indianapolis, but shaken up briefly on sack by Dan Footman in first series of third quarter, did not return as Boomer Esiason finished game. **1996** — His 308 completions were second-most in club history, behind only his 326 in 1995...passing yardage total of 3,624 was fourth-best in club annals...directed offense to NFL-best 372.6 yards per outing over final eight games...differential between TD passes and interceptions (24-14) was plus-10 or higher for second straight season; only previous instance of a Bengals QB going plus-10 or better two straight years was Boomer Esiason in 1988-89...as Bengals went 4-1 over last 5 games, Blake completed 105 of 172 passes (61%) for 1376 yards (275.2 per game), 13 TDs and one INT...named Offensive Player of the Week after performance 12/8 vs. Baltimore, when he completed 26-of-42 (62%) for 272 yards, 2 TDs and no INT; 26 completions marked season-high...directed 11-play, 68-yard drive for the winning touchdown in the fourth quarter vs. Baltimore, ending with a one-yard pass to Tony McGee...had season highs in yards (349) and TD passes (4) with no

INT in victory 11/24 vs. Atlanta; passed for 183 yards in 1st quarter vs. Falcons; Atlanta game featured 61-yard TD pass to Carl Pickens, Bengals' longest pass play of the season...led the offensive side of biggest road comeback in Bengals history on 11/3 at Baltimore, when Cincinnati overcame 21-3 deficit to win 24-21; Blake scored on a 4-yard run to narrow Baltimore lead to 21-16, passed to Carl Pickens for two-point conversion, then directed two field goal drives to complete team's comeback...had season-high 77 % completion percentage (23-of-30) on 10/13 at Pittsburgh...threw 9-yard TD pass to Tony McGee with 5:27 to play for winning score, 12/22 vs. Indianapolis...led offense to four 400-yard games, including 463 vs. Atlanta and 485 at Jacksonville on successive weeks; also led 433-yarder at Baltimore and 441-yarder vs. Indianapolis...season rushing yardage of 317 was second-most in club history by a QB, behind only Ken Anderson's 320 in 1981; Blake became first QB in Bengals history to rush for 300 yards in consecutive seasons, having gained 309 in 1995...had rushing TDs of 2 yards on 9/29 vs. Denver and 4 yards on 11/3 at Baltimore...had 50 rushing yards on six carries 12/1 at Jacksonville, logging season-highs for yards and yards-per-carry (8.3)...started every game and played every offensive snap in 13 games...played 97.3 % of total offensive snaps (1059 of 1088)...1059 scrimmage snaps played was second on team to OL Rich Braham...only time lost to injury came 10/27 vs. Jacksonville when he missed game's final two series with abdominal and back bruising; returned 11/3 to start at Baltimore. **1995** — Threw often, with club-record 567 attempts...his plus-11 differential in TD passes (28) to interceptions (17) was just one off the AFC-best performance of plus-12 by John Elway and Jim Harbaugh...elected to AFC Pro Bowl squad as No. 2 vote-getter behind Dan Marino; named to start Pro Bowl when Marino withdrew due to injury...connected with Pittsburgh's Yancey Thigpen for Pro Bowl-record 93-yard TD pass...passer rating of 82.1 was Bengals' highest since Boomer Esiason's 92.1 in 1989...passed for one or more TDs in games 1-14 and set club record with 21 straight games with a TD pass, dating back to last 7 games of 1994 season...AFC-leading 28 TD passes was two better than 2nd place John Elway...Blake was first Bengal to lead AFC in TD passes since Boomer Esiason in 1989, and fell one short of Ken Anderson's club-record 29 TD passes in 1981...passing yardage total of 3,822 was 2nd in AFC to Elway's 3,970 and 2nd in Bengals history to Esiason's 3,959 in 1986...through 10/29 game vs. Cleveland, Blake had led offense to nine straight games of 300-plus yards, tied for the Bengals' longest streak since 1986...threw for six TDs and no INTs in two games vs. Division Champ Pittsburgh, going 3-0 in each game...had career-high 81.8% completions (18-for-22) while leading 27-19 victory 10/19 at Pittsburgh...also had 3 TDs and no INT on 9/24 vs. Houston and on 10/1 vs. Miami...TD pass of 88 yards to Darnay Scott 9/17 at Seattle was AFC's longest completion in 1995 and stands as longest in Blake's career...passed five yards to Carl Pickens for game-winning TD 11/26 at Jacksonville, lifting Bengals from 13-10 deficit to 17-13 lead with 0:17 left in fourth quarter...led Bengals to biggest comeback in team history

SAINTS VETERANS



12/24 vs. Minnesota, completing 19-of-26 for 196-2-1 in second half as Bengals rallied from 24-3 deficit to win 27-24...passed for 200-plus yards in 15-of-16 games, missing only 11/5 vs. Oakland (159)...one of 11 Bengals to start all 16 games...took every offensive snap in 13 games. **1994** — Acquired by Bengals on Waivers, 8/29...inactive third QB for Games 1-6...also designated third QB for Game 7, 10/23 at Cleveland, but made brief Bengals playing debut in that game after injuries to David Klingler and Don Hollas...in Bengals' starting debut 10/30 vs. Dallas, passed for 2 TDs, 0 INT and 243 net yards, Bengals' most net yards in last 16 games...starter for team's first victory 11/6 at Seattle, producing most passing yards (387) and directing most total offense (496) since 10/7/90, span of 68 games; named AFC Offensive Player of the Week...passed for 4 touchdowns 11/13 vs. Houston, first Bengals QB to notch 4 since Boomer Esiason on 12/17/89...named AFC Offensive Player of the Month for November...led AFC passer ratings with 90.7 mark through games of Week 13 (11/27-28)...directed comeback from 27-10 deficit in 33-30 season final victory over Philadelphia; threw for two TDs and had key run of 16 yards on fourth-and-16 in fourth quarter...his eight completions of 50-plus yards were most in NFL...passing total of 741 yards from Seattle and Houston games ranks as most in Bengals history for back-to-back games. **1993** — Saw action in

preseason, but was on Jets inactive list for all 16 games, backing up Boomer Esiason and Browning Nagle. **1992** — Drafted by N.Y. Jets in sixth round (166th overall)...played in 3 games as a rookie, completing 4 of 9 passes...made NFL debut 11/29 vs. Kansas City and went 3-for-3 passing...inactive for games 1-9 and game 11...active but DNP in games 10 and 14-15.

COLLEGE — Set or tied 32 ECU records while passing for 5133 yards and posting TD/INT ratio of 43/20...led Pirates to an 11-1 mark as a senior and school's highest-ever ranking in the polls (9th)...honorable mention All-America by Associated Press and *Football News*...finished ninth in 1991 Heisman Trophy balloting.

PERSONAL — Attended Seminole (Sanford, Fla.) HS...offseason residence is Orlando, Fla...he and his wife, Lewanna, have two sons: Emory, 9 and Trey, 5, and one daughter: Torre, 7...son of Emory Blake, who played in CFL for Toronto and was Jeff's coach in high school...Godson of Montreal Expos outfielder Tim Lincecum...brother-in-law of ECU teammate Robert Jones, who plays linebacker for the Washington Redskins...hobbies include weight training and jet skiing...born 12/4/70 in Daytona Beach, Fla.

Career Statistics: Jeff Blake

Year	Team	GP/GS	PASSING							RUSHING				
			Att.	Comp.	Yds.	Int	LG	TD	Rating	No.	Yds.	Avg.	LG	TD
1992	N.Y. Jets	3/0	9	4	40	1	19	0	18.1	2	-2	-1.0	1	0
1993	N.Y. Jets	0/0	0	0	0	0	0	0	0.0	0	0	0.0	0	0
1994	Cincinnati	10/9	306	156	2154	9	76	14	76.9	37	204	5.5	16	1
1995	Cincinnati	16/16	567	326	3822	17	88t	28	82.1	53	309	5.8	30	2
1996	Cincinnati	16/16	549	308	3624	14	61t	24	80.3	72	317	4.4	18	2
1997	Cincinnati	11/11	317	184	2125	7	50t	8	77.6	45	234	5.2	16	3
1998	Cincinnati	9/2	93	51	739	3	67t	3	78.2	15	103	6.9	18	0
1999	Cincinnati	14/12	389	215	2670	12	76t	16	77.6	63	332	5.3	16	2
2000	New Orleans	11/11	302	184	2025	9	49t	13	82.7	57	243	4.3	20	1
Totals		90/77	2532	1428	17199	69	88t	106	80.0	344	1740	5.1	30	11
Saints Totals		11/11	302	184	2025	9	49t	13	82.7	57	243	4.3	20	1

ADDITIONAL STATS: ADDITIONAL STATS: Sacks-Yards Lost: (1992, 2-7); (1994, 19-120); (1995, 24-152); (1996, 44-278); (1997, 39-244); (1998, 15-79); (1999, 24-150); (2000, 24-150) **Total 197-1198. Two-Point Conversions Scored:** (1994, 1); (1995, 1) **Total: 2. Two-Point Conversion Passes:** (1996, 1); (1997, 1); (1999, 2) **Total: 4. Fumbles Recovered:** (1996, 1); (1999, 7); (2000, 3) **Total: 11**
CAREER HIGHS: Attempts — 46 (3x), last time at San Diego (9/10/00); **Completions** — 33, at San Diego (9/10/00); **Completion Pct.** — 81.8 (18-for-22), at Pittsburgh (10/19/95); **Passing Yards** — 387, at Seattle (11/6/94); **Long Pass** — 88t, at Seattle (9/17/95); **Interceptions** — 3 (2x), last time vs. Pittsburgh (11/10/96); **Passing TDs** — 4 (3x), last time vs. San Francisco (12/5/99); **Passer Rating** — 158.3 (18-of-22, 275 yds., 3 TDs, 0 INT), at Pittsburgh (10/19/95); **Rushes** — 12, at Chicago (10/8/00); **Rushing Yards** — 90, at Tennessee (9/12/99); **Long Rush** — 30, at Houston (11/12/95); **Rushing TDs** — 1 (11x), last time vs. Philadelphia (9/24/00).

SWEET 16 FOR BLAKE

Saints QB Jeff Blake surpassed both the **16,000-yard** career passing mark & the **1,600-yard** career rushing mark after throwing for 232 yards & rushing for 66 yards at Chicago on Oct. 8. At the time, he became the **88th** quarterback in NFL history to reach the 16,000-yard career passing plateau. He also became the **21st** QB to throw for 16,000 & rush for 1,600 yards (**5th active QB with Mark Brunell, Randall Cunningham, Rich Gannon & Jim Harbaugh**).



SAINTS VETERANS



AARON BROOKS

Quarterback

Ht: 6-4 Wt: 205


Birthdate: 3-24-76

College: Virginia

Joined Saints: TR-00 (GB)

NFL Experience: 3rd Season

2



PRO — After Jeff Blake went down with a broken and dislocated right foot in Week 11 of 2000, Brooks emerged to lead New Orleans to the first playoff victory in team history, a 31-28 Wild Card win over the defending Super Bowl Champion St. Louis Rams. Acquired from the Green Bay Packers in a training camp trade, Brooks spent his rookie season of 1999 as the Packers' No. 3 quarterback.

CAREER TRANSACTIONS — Acquired from the Green Bay Packers, 7/31/00 along with TE Lamont Hall, in exchange for LB K.D. Williams and the Saints' 2001 third-round draft pick. Was the first of two fourth-round draft choices (131st overall) by Green Bay in 1999. He was taken with a free agency compensatory pick.

HONORS — 2000: All-Madden.

2000 — After becoming starting QB following season-ending injury to Jeff Blake in game 10, Brooks completed 113-of-194 passes for 1,514 yards, with nine TDs and six interceptions and an 85.7 QB rating...also had 41 rushes for 170 yards with two TDs...finished second in the NFC in fourth quarter passer rating (101.8)...was the top-rated QB in the postseason (92.0), completing 46-of-77 passes for 561 yards, six TDs and three interceptions...also was the Saints' leading postseason rusher with 15 runs for 55 yards...after seeing limited duty in games 5 and 9, was thrust into action in game 11 vs. Oakland, 11/19, following Blake's first quarter injury...in Oakland game was 14-of-22 for 187 yards with two TD passes and one interception...set career-high in completion percentage (63.6) in first career start, also threw a career-long 53-yard TD pass to Willie Jackson...earned respect of teammates quickly following week, helping engineer 31-24 win at defending Super Bowl Champion St. Louis, 11/26, when he was 17-of-29 for 190 yards with one TD pass and two interceptions...helped Saints with his feet in game, rushing seven times for 34 yards with two TDs...became only the third QB in NFL history to beat the defending Super Bowl Champs in first career start...was 30-of-48 for 441 yards with two TD passes and two interceptions vs. Denver, 12/3, setting a club record in passing yards...also set career-highs in attempts and completions...helped Saints rebound with comeback from behind 31-27 win following week at San Francisco, completing 12-of-29 passes for 203 yards and two TDs...beat 49ers with his feet, recording 11 rushes for 108 yards, an all-time record for a Saints QB, including memorable fourth quarter 10-yard scramble on fourth and four at New Orleans' 38 to keep game-winning scoring drive alive...became the

first NFL QB to have a 400-yard passing effort and a 100-yard rushing game in the same season and only the sixth player to have both in a career...was 24-of-35 for 285 yards in playoff clinching 23-7 win vs. Atlanta, 12/17...16-of-31 for 208 yards with two TD passes and one interception vs. St. Louis, 12/24...in 31-24 NFC Wild Card victory over St. Louis, 12/30, was 16-of-29 for 266 yards with four TD passes and one interception...in NFC Divisional Playoff at Minnesota, 1/6/01, was 30-of-48 for 295 yards with two TDs and two interceptions. **1999** — Was the Packers' inactive Third QB for all 16 games, working behind starter Brett Favre and backup Matt Hasselbeck...earned a berth on the final, 53-man roster by posting a 73.1 passer rating during the preseason, completing 5-of-11 attempts for 112 yards and 1 touchdown...also utilized his overall athleticism by rushing 8 times for 28 yards...as the first of two fourth-round draft choices (131st overall) by Green Bay in 1999, he was taken with a free agency compensatory pick.

COLLEGE — Earned three letters (1996-98) for the University of Virginia, starting his final two seasons. Saw minimal action in 1995 after redshirting during the '94 campaign...made his mark among the premier quarterbacks in the Cavaliers' history, ranking among the top five in almost all of the school's career passing categories...tied Scott Gardner for second in touchdown passes with 33...was third all-time in passing yards (5,118), attempts (651), completions (357) and total offense (5,665 yards)...held the school record with six career 300-yard passing games, including the single-game standard of 390 yards, set in 1997 against Virginia Tech...joined Shawn Moore as the only players in UVA annals to throw for 2,000 yards in more than one season (2,282 in 1997 and a career-best 2,319 in 1998)...posted 12 games of 200 yards or better, second only to Moore in Virginia's record book...also rushed for 547 yards over his collegiate career - the sixth-highest total by a Cavs quarterback - and scored 13 touchdowns among his 199 carries...highly durable as well as statistically productive, started 23 consecutive games over the 1997-98 seasons, compiling a 16-7 won-lost record...became the first Cavaliers quarterback in 30 years to start every

SAINTS VETERANS



contest in two straight seasons (Gene Arnette 1967-68)...directed Virginia to a 9-3 record and a Peach Bowl appearance as a senior, completing 156 of a career-high 290 pass attempts for 12 touchdowns - with only 9 interceptions...also led Atlantic Coast Conference quarterbacks with 5 rushing TDs among 227 yards on 84 carries...voted team captain prior to his senior season, he later was co-winner of the 'Ben Wilson Award' as the team's outstanding offensive player...threw for a season-high 345 yards in 1998 victory over arch rival Virginia Tech while engineering the greatest comeback in school history...rallied the Cavaliers from a 22-point halftime deficit (29-7) to a stirring, 36-32, come-from-behind triumph over the Hokies in the final game of the year on the strength of 3 second-half touchdown passes, including a game-winning, 47-yard scoring strike...named 'Offensive Player of the Year' and was a first-team all-state selection of The Roanoke Times as a junior, when he threw a career-best 20 touchdown passes while being intercepted only 7 times...accounted for 5 touchdowns in '97 win at Maryland, passing for 3 scores and running for 2 TDs, including a career-long 59-yard scamper following a fake handoff...holds B.A. degree in anthropology.

PERSONAL — Nicknamed "We" and "AB"...single...was football team's MVP his final two seasons at Homer L. Ferguson (Newport News, Va.) HS...also earned first-team All-Peninsula District honors as a junior and senior. Lettered three times in football as a quarterback and free safety...completed 268 of 481 passes (55.7%) for 4,396 yards and 42 TD in his three seasons as the team's signal caller, also rushing for 791 yards and 8 touchdowns...served as team captain his senior season, when he passed for 1,167 yards and 11 touchdowns and rushed for 366 yards...had career highs in yards passing (2,186) and TD passes (21) as a junior...also earned four letters in basketball, scoring 1,069 career points and receiving first-team all-district and team MVP honors as a senior...additionally lettered twice in baseball...hobbies include playing basketball and personal reading, particularly Donald Goines novels...also was a participant in the NFL's "Women Love Football" program in 1999 and the NFL "Hometown Huddles" program in 2000...has worked as a sales person in clothing at his cousins' shirts/pagers store (Wuly Hedz) in Newport News...is the second cousin of Atlanta Falcons QB Michael Vick...Aaron Lafette Brooks...born March 24, 1976 in Newport News, Va.

Career Statistics: Aaron Brooks

Year	Team	GP/GS	PASSING						RUSHING					
			Att.	Comp.	Yds.	Int.	LG	TD	Rating	No.	Yds.	Avg.	LG	TD
1999	Green Bay	0/0	0	0	0	0	0	0	0.0	0	0	0.0	0	0
2000	New Orleans	8/5	194	113	1514	6	53t	9	85.7	41	170	4.1	29	2
Totals		8/5	194	113	1514	6	53t	9	85.7	41	170	4.1	29	2
Saints Totals		8/5	194	113	1514	6	53t	9	85.7	41	170	4.1	29	2

ADDITIONAL STATS: Sacks-Yards Lost: (2000, 15-94) **Total 15-94.**

CAREER HIGHS: Attempts — 48, vs. Denver (12/3/00); Completions — 30, vs. Denver (12/3/00); Completion Pct. — 63.6 (14-for-22) vs. Oakland (11/19/00); Passing Yards — 441, vs. Denver (12/3/00); Long Pass — 53t, vs. Oakland (11/19/00); Interceptions — 2 (2x), at St. Louis (11/26/00) & vs. Denver (12/3/00); Passing TDs — 2 (4x), last time vs. St. Louis (12/24/00); Passer Rating — 101.9 (14-of-22, 187 yds., 2 TDs, 1 INT) vs. Oakland (11/19/00); Rushes — 12, at San Francisco (12/10/00); Rushing Yards — 108, at San Francisco (12/10/00); Long Rush — 29, at San Francisco (12/10/00); Rushing TDs — 2, at St. Louis (11/26/00).

POSTSEASON STATISTICS

Year	Team	GP/GS	PASSING						RUSHING					
			Att.	Comp.	Yds.	Int.	LG	TD	Rating	No.	Yds.	Avg.	LG	TD
2000	New Orleans	2/2	77	46	561	3	50	6	92.0	15	55	3.7	13	0
Totals		2/2	77	46	561	3	50	6	92.0	15	55	3.7	13	0

ADDITIONAL STATS: Sacks-Yards Lost: (2000, 4-24) **Total 4-24.**

POSTSEASON CAREER HIGHS: Attempts — 48, at Minnesota (1/6/01); Completions — 30, at Minnesota (1/6/01); Completion Pct. — 62.5 (30-for-48), at Minnesota (1/6/01); Passing Yards — 295, at Minnesota (1/6/01); Long Pass — 50, vs. St. Louis (12/30/00); Interceptions — 2, at Minnesota (1/6/01); Passing TDs — 4, vs. St. Louis (12/30/00); Passer Rating — 111.5 (16-of-29, 266 yds., 4 TDs, 1 INT) vs. St. Louis (12/30/00); Rushes — 10, vs. St. Louis (12/30/00); Rushing Yards — 29, at Minnesota (1/6/01); Long Rush — 13, at Minnesota (1/6/01); Rushing TDs — 0.

SHOW ME SOMETHING

Saints QB **Aaron Brooks** was the highest-rated passer in the 2000 NFL Playoffs with a **92.0** rating. Brooks was 46-for-77 passing (59.7 completion pct.) for 561 yards, 6 TD & 3 interceptions. Brooks was also 2nd in NFC passer rating in 4th quarters (**122.3**) & 3rd downs (**124.8**). He was 2nd to St. Louis' **Kurt Warner** in both categories. During the regular season, he set club records for passing yards with 441 vs. Denver on Dec. 3, 2000 and rushing yards by a QB with 108 at San Francisco on Dec. 10.



SAINTS VETERANS



MARTIN CHASE

Defensive Tackle

Ht: 6-2 Wt: 310 Birthdate: 12-19-74
College: Oklahoma
Joined Saints: WAI-00 (Bal)
NFL Experience: 4th Season


92

PRO — Big defensive tackle was claimed off of waivers at the conclusion of training camp by the Saints and added size and depth to the position behind La'Roi Glover and Norman Hand. Is once again expected to compete for playing time behind the starting tackle tandem.

CAREER TRANSACTIONS — Claimed off of waivers by the Saints, 8/28/00, after being placed on waivers by the Baltimore Ravens, 8/27/00. Was drafted by Baltimore with its first pick in the fifth round of the 1998 draft (124th overall). Choice was obtained from Indianapolis in a draft-day trade. Ravens sent their fourth round choice (93rd overall) to the Colts for Indy's fourth, fifth and sixth round picks.

2000 — After being claimed off waivers at the end of the preseason by the Saints, saw limited action in nine games and both playoff contests, finishing with 4 tackles (3 solo)...had 1 solo tackle in Saints debut vs. Detroit, 9/3...had 1 assisted tackle in limited action at Seattle, 9/17...2 solo tackles vs. Denver 12/3...saw limited action in NFC Wild Card playoff game vs. St. Louis, 12/30...saw limited action in NFC Divisional

Playoff at Minnesota, 1/6/01. **1999** — On inactive list in all but three games. Saw action in 55 plays on the year...saw action in nine plays from scrimmage vs. Kansas City, 10/21...played 26 snaps and recorded a tackle in a 19-13 OT win vs. Atlanta, 10/3...saw first NFL action in the 17-10 win vs. Cleveland, 9/26, playing in 20 plays and



Career Statistics: Martin Chase

Year	Team	GP/GS	S	A	TT	Sk.-Yds.	Int.-Yds.-LG	PD	FF	FR
1998	Baltimore	reserve/injured								
1999	Baltimore	3/0	1	2	3	0-0	0-0-0	0	0	0
2000	New Orleans	9/0	3	1	4	0-0	0-0-0	0	0	0
Totals		12/0	4	3	7	0-0	0-0-0	0	0	0
Saints Totals		9/0	3	1	4	0-0	0-0-0	0	0	0

CAREER HIGHS: Tackles — 2 vs. Denver (12/3/00); Sacks — 0; Interceptions — 0; Int. Ret for TD — 0; Forced Fumbles — 0; Fumble Recoveries — 0.

POSTSEASON STATISTICS

Year	Team	GP/GS	S	A	TT	Sk.-Yds.	Int.-Yds.-LG	PD	FF	FR
2000	New Orleans	2/0	1	0	1	0-0	0-0-0	0	0	0
Totals		2/0	1	0	1	0-0	0-0-0	0	0	0

POSTSEASON CAREER HIGHS: Tackles — 1 at Minnesota (1/6/01); Sacks — 0; Interceptions — 0; Int. Ret for TD — 0; Forced Fumbles — 0; Fumble Recoveries — 0.

recording two assisted tackles...he and Lionel Dalton shared playing time vs. Browns, subbing for injured Tony Siragusa. **1998** — Spent entire rookie season on injured reserve with an ankle injury (placed on IR on 8/25).

COLLEGE — Four-year performer and three-year starter for Oklahoma...totaled 174 tackles (17 for a loss) and 14.5 sacks...also recovered three fumbles, forced another and picked off a pass during his Oklahoma career...started every game at right defensive tackle for the Sooners in 1997 and earned All-Big 12 Conference first-team honors from The Poor Man's Guide to the NFL Draft...totaled 60 tackles (49 solo) and tied a school record with 14 sacks, resulting in 91 yards lost...forced a fumble, recovered another, batted a pass, and blocked two kicks...started in all 11 games for the Sooners defense in 1996 (five at right end, one at left end and the final five games at left tackle) and recorded 51 tackles (33 solo)...also forced a fumble, recovered another, and broke up a pair of passes...saw action in all 11 games in 1995, starting eight at right defensive tackle, and finished the season with 38 tackles (25 solo), a recovered fumble, and a pass deflection...appeared in five games as a reserve nose guard in 1994, recording 25 tackles (12 solo) to go along with a half sack and a pass deflection.

PERSONAL — Chase was a two-time All-State first-team and honorable mention USA Today All-USA performer at Eisenhower (Lawton, Okla.) HS...also was a Super Prep, Reebok and Blue Chip Illustrated All-America selection during his three-year career on the defensive line...led team to a No. 3 ranking as a senior, when he recorded 111 tackles (59 solo), four sacks, 20 QB pressures, and four fumble recoveries for TDs...lettered in track and basketball...majored in communications at Oklahoma...married (Jaye)...nickname is "Big M"...born Dec. 19, 1974.

SAINTS VETERANS



PHIL CLARKE

Linebacker

Ht: 6-0 Wt: 240 Birthdate: 1-19-77
College: Pittsburgh
Joined Saints: FA-99
NFL Experience: 3rd Season

51

PRO — Third year LB originally joined the Saints as an undrafted free agent in 1999...Has started seven games at MLB in his two years in the league, bringing depth to that position as well as the ability to excel on special teams.


CAREER TRANSACTIONS — Was signed to the Saints active roster, 11/10/99. Signed to the practice squad, 9/6/99. Waived by the Saints, 9/5/99. Originally joined the Saints as an undrafted free agent, 4/17/99.

2000 — Started four games at MLB and played in 14 overall for the Saints, recording 30 tackles (21 solo), along with one sack, one fumble recovery, and nine special teams tackles (five solo)...opened the season at MLB vs. Detroit, recording four solo tackles and one assisted tackle...started at San Diego, 9/10, recording two solo tackles, three assisted tackles, and one solo and one assisted special teams tackle...set career highs in total tackles and solo tackles in start at Seattle, 9/17, recording seven solo tackles, two assisted tackles and one sack for -7 yards...started vs. Philadelphia, 9/24, recording four solo tackles, two assisted tackles, one pass defense, and one fumble recovery...started at Chicago, 10/8, recording five tackles (four solo)...played primarily on special teams for remainder of season as Darrin Smith assumed starting role...saw action in both playoff games...had a team-high three special teams tackles in NFC Divisional Playoff at Minnesota, 1/6/01. **1999** — Saw

action in eight games in his rookie year, starting three, games 14-16, all at MLB...posted 23 tackles (18 solo), including a team-leading eight stops (six solo) at Carolina, 1/2/00...spent games 1-8 on the practice squad...also posted two tackles as part of special teams (1 solo).

COLLEGE — Played four years at Pittsburgh, recording 242 tackles and eight sacks...in 1998, recorded 61 tackles (39 solo) and two sacks in eight starts, earning second-team All-Big East honors for the second consecutive year...had breakthrough year in 1997, when he made 124 tackles (86 solo) and five sacks, and was named Big East second-team...majored in communications.

PERSONAL — Earned three letters at South Miami Senior HS...finished prep career with 427 tackles, including 147 during his senior campaign, which led Dade County...from a family of 13 siblings (five brothers, eight sisters)...born Jan. 19, 1977.



Career Statistics: Phil Clarke

Year	Team	GP/GS	S	A	TT	Sk.-Yds.	Int.-Yds.-LG	PD	FF	FR
1999	New Orleans	8/3	18	5	23	0-0	0-0-0	0	0	0
2000	New Orleans	14/4	21	9	30	1-7	0-0-0	0	0	1
Totals		22/0	39	14	53	1-7	0-0-0	0	0	1

ADDITIONAL STATS: Special Teams Tackles: (1999, 2); (2000, 9) Total: 11.

CAREER HIGHS: Tackles — 9, at Seattle (9/17/00); Sacks — 1, at Seattle (9/17/00); Interceptions — 0; Int. Ret for TD — 0; Forced Fumbles — 0; Fumble Recoveries — 1, vs. Philadelphia (9/24/00).

POSTSEASON STATISTICS

Year	Team	GP/GS	S	A	TT	Sk.-Yds.	Int.-Yds.-LG	PD	FF	FR
2000	New Orleans	2/0	0	0	0	0-0	0-0-0	0	0	0
Totals		2/0	0	0	0	0-0	0-0-0	0	0	0

ADDITIONAL STATS: Special Teams Tackles: (2000, 3) Total: 3.

SAINTS OWNED TOP DIVISIONAL MARK IN 2000

The Saints had a 7-1 record in NFC West play, the best divisional mark in the NFL & a club record for most victories in divisional play. The previous club mark was 4, set in 1979 (4-2) and tied in 1987 (4-1), 1990 (4-2), 1991 (4-2), 1992 (4-2) and 1994 (4-2).



SAINTS VETERANS



CAMERON CLEELAND

Tight End

Ht: 6-4 Wt: 272 Birthdate: 8-15-75
College: Washington
Joined Saints: D2-98
NFL Experience: 4th Season

85

PRO — Cleeland is a prototype tight end who looks to make an impact in the Saints offense after missing the entire 2000 season with a ruptured Achilles tendon.

CAREER TRANSACTIONS — Was placed on the injured reserve list, 8/22/01 after undergoing surgery for a ruptured Achilles tendon. Was a second round draft choice by the Saints (40th overall) in the 1998 NFL Draft.


HONORS — 1998: Named to All-Rookie teams by *Pro Football Weekly*, *College & Pro Football Weekly*, *Football News* and *Football Digest*.

2000 — Spent the season on the reserve/injured list after suffering a ruptured Achilles tendon injury in first preseason game at N.Y. Jets, 7/29. **1999** — Saw action in 11 games, starting eight...dressed, but did not play at Jacksonville, 11/21, and was inactive for games 1, 6, 9 and 16...time missed was due to various injuries...finished fifth on the team with 26 receptions...yardage total of 325 yards was fourth on the club...scored lone receiving TD vs. St. Louis, 12/12, on his only reception of the game...seven receptions vs. Tennessee, 10/17, was tied for the game and team-high...84 yards receiving in the Titans game also marked a season best. **1998** — Turned in one of the most prolific seasons by a tight end in team history...had a team-leading 54 receptions for 684 yards, which ranked second on the squad...was voted a second alternate to the NFC Pro Bowl team...six receiving TDs ranked first on the team and tied WR Danny Abramowicz (1967) for the most TD receptions by a rookie and tied for second in TD receptions by a tight end in team history...54 receptions tied the team's rookie record, and were the second-most in team history by a tight end (Wesley Walls, 57 - 1995)...in week 17, was nominated for NFC Offensive Player of the Week when he caught a team season-high 10 receptions vs. Buffalo, 12/27, for 112 yards and a TD, which was just the second time in team history two players had 100+ yards receiving in the same game...had a

game-winning 33-yard TD reception in overtime at Indianapolis, 9/27...caught a TD pass in six games on the year...was voted to numerous all-rookie teams.

COLLEGE — Left Washington ranked sixth among tight ends on the school's career-record list with 50 receptions...was an All-Pac 10 Conference first-team choice in 1997, starting 10 games, catching 19 passes for 276 yards (14.5 avg.) and two TDs...also lettered on the Huskies' baseball team as a first baseman, starting 24 of 28 games in 1994, batting .278 with three home runs...in 1993, helped the team compile a school season-record 48-16 mark as it advanced to the regional finals in the NCAA Championships...batted .400 in five games...sociology major.

PERSONAL — Scholastic Coach & *USA Today* All-American honorable mention at Sedro Woolley (Wash.) HS...rated one of the nation's premier tight ends...All-State selection by the *Seattle Post-Intelligencer*...two-time All-Northwest League first-team pick...caught 63 passes for 1,083 yards (17.2 avg.) and nine TDs during his career...picked for the East-West All-Star game...all-around athlete who had all-league awards in basketball and baseball...team captain in all three sports...honor roll student...his uncle, Phil Miskey, played for the Milwaukee Braves' Class-AAA affiliate from 1956-58...married (Mindy)...Cameron Ross Cleeland...born Aug. 15, 1975.




Career Statistics: Cameron Cleeland

RECEIVING						
Year	Team	GP/GS	No.	Yds.	Avg.	LG
1998	New Orleans	16/16	54	684	12.7	53
1999	New Orleans	11/8	28	325	12.5	31
2000	New Orleans	reserve/injured				
Totals		27/24	82	1009	12.6	53

CAREER HIGHS: Receptions — 10, vs. Buffalo (12/27/98); Receiving Yards — 112, vs. Buffalo (12/27/98); Long Reception — 53 at Carolina (11/1/98); Receiving TDs — 1 (7x), last time vs. St. Louis (12/12/99).



SAINTS VETERANS



CHARLIE CLEMONS

Linebacker


Ht: 6-2 Wt: 250 Birthdate: 7-4-72
College: Georgia
Joined Saints: UFA-00 (StL)
NFL Experience: 5th Season

56

PRO — Linebacker looks to return to starting lineup after missing entire 2000 season with Achilles' tendon injury. A versatile player who can rush the passer and has been a standout on special teams.

CAREER TRANSACTIONS — Was placed on reserve/injured, 10/2/00. Signed to an offer sheet by the Saints, 2/16/00, and was signed to a four-year contract, 2/19/00, after the St. Louis Rams declined to match the offer. Placed on reserve/injured (hamstring), 11/26/97. Originally signed by St. Louis, 2/19/97 as an unrestricted free agent. Clemons played three seasons in the Canadian Football League for the Winnipeg Blue Bombers and Ottawa Rough Riders.

2000 — Missed entire 2000 season with Achilles tendon injury suffered in training camp...was declared inactive for games 1-4, before being placed on reserve/injured, 10/2 and undergoing Achilles tendon surgery, 10/4. **1999** — Saw action in all 16 regular season games...he recorded 44 tackles (28 solo), 3 sacks (20 yds.), one interception, five pass defenses, one fumble recovery and 16 quarterback pressures...he was tied for the team lead with 23 special teams tackles (all solo) and recovered a fumble on special teams...he also saw action in all three post-season games, with no starts...posted five tackles, 2 sacks, one forced fumble and two special teams tackles...collected a career-high eight tackles (four solo)



vs. Atlanta, 9/26, to go with his pass defense and quarterback pressure...posted five tackles (three solo) on defense, one sack (8 yards), one pass defense, two QB pressures at Atlanta, 10/17...had a team and career-high four special teams tackles at New Orleans, 12/12...recorded his first career interception vs. New Orleans,

11/28, (0 yards). **1998** — Played in all 16 games for the first time in his NFL career...had career highs in tackles (13), sacks (two), passes defended (two), quarterback pressures (five) and was second on the team in special teams tackles with a career-high 24...recorded first sacks of his career in week 3 at Buffalo, 9/20, with two...made season-high and career-high six tackles, including one tackle for loss, and two pass defenses, in week 2, vs. Minnesota, 9/13...made season-high and career-high four special teams tackles in week 9, at Atlanta, 11/1...made at least one special teams tackle in final nine games of the season and 14 of 16 overall. **1997** — Played in five games on defense and special teams...placed on reserve/injured 11/26 with hamstring injury...recorded five special teams tackles on the year. **1996** — Started 14 games and finished with 37 tackles, six sacks, four pass defenses and two tackles for loss for Canadian Football League's Ottawa Rough Riders...named CFL Defensive Player of the Week after recording six tackles and four sacks against Saskatchewan, 10/13. **1995** — Played six games for the CFL's Winnipeg Blue Bombers and seven for Ottawa...traded to Ottawa after game nine...finished with 16 tackles, three sacks and two pass defenses for Blue Bombers...had 28 tackles and three sacks for Rough Riders. **1994** — Played and started seven games for Winnipeg...finished with 28 tackles.

COLLEGE — Played two seasons at Georgia and finished with 171 tackles in 22 games...transferred to Georgia from Northeast Oklahoma JC...earned first team All-America JUCO honors after leading NEO to national championship in 1991...led team with 126 tackles, 12 sacks and five pass defenses as sophomore...majored in recreation and leisure studies.

PERSONAL — Three-year starting middle linebacker at Griffin (Ga.) HS...wants to teach grade school after football and has served as substitute teacher during off-seasons...he and his wife, Wanda, have a daughter, Briana and two sons, Joshua and Colton...born July 4, 1972.

SAINTS SET NFL ROAD TURNAROUND MARK

The Saints set the club record for most road victories in a single season with a 7-1 mark on the road this season after not winning a road game in 1999 (0-8). The Saints hold the NFL record for the best road record turnaround since the 16-game schedule was instituted in 1978 (previous record: Indianapolis - 0-8 in 1998, 6-2 in 1999).




SAINTS VETERANS

Career Statistics: Charlie Clemons										
Year	Team	GP/GS	S	A	TT	Sk.-Yds.	Int-Yds.-LG	PD	FF	FR
1997	St. Louis	5/0	0	0	0	0-0	0-0-0	0	0	0
1998	St. Louis	16/0	9	4	13	2-12	0-0-0	2	0	0
1999	St. Louis	16/0	28	16	44	3-20	1-0-0	5	0	1
2000	New Orleans	reserve/injured								
Totals		37/0	37	20	57	5-32	1-0-0	7	0	1

ADDITIONAL STATS: Special Teams Tackles: (1997, 5); (1998, 24); (1999, 23) **Total: 52.**
CAREER HIGHS: Tackles — 8, vs. Atlanta (9/26/99); Sacks — 2, at Buffalo (9/13/98); Interceptions — 1, vs. New Orleans (12/12/99); Int. Ret for TD — 0; Forced Fumbles — 0; Fumble Recoveries — 1, vs. Cleveland (10/24/99).

POSTSEASON STATISTICS										
Year	Team	GP/GS	S	A	TT	Sk.-Yds.	Int-Yds.-LG	PD	FF	FR
1999	St. Louis	3/0	3	2	5	2-17	0-0-0	0	1	0
Totals		3/0	3	2	5	2-17	0-0-0	0	1	0

ADDITIONAL STATS: Special Teams Tackles: (1999, 2) **Total: 2.**
CAREER HIGHS: Tackles — 2 (2x), vs. Tampa Bay (1/23/00) & vs. Tennessee (1/30/00); Sacks — 1 (2x), vs. Minnesota (1/16/00) & vs. Tampa Bay (1/23/00); Interceptions — 0; Int. Ret for TD — 0; Forced Fumbles — 1, vs. Tampa Bay (1/23/00); Fumble Recoveries — 0.



ALBERT CONNELL

Wide Receiver

Ht: 6-0 Wt: 184 Birthdate: 5-13-74

College: Texas A&M

Joined Saints: UFA-01 (Was)

NFL Experience: 5th Season

83

PRO — Free agent receiver acquisition is expected to be a speedy addition to Saints receiver corps. Signed from the Washington Redskins, Connell is expected to line up opposite Pro Bowl receiver Joe Horn.

HONORS — 2000: NFC Offensive Player of the Week, Week 8.

CAREER TRANSACTIONS — Signed by the Saints, 3/5/01. Was originally drafted by the Washington Redskins in the 4th round of the 1997 NFL Draft (115th overall).

2000 — Led the Redskins in receiving yards in 2000 (762), appearing in all 16 games and starting 12...finished fifth in receptions (39)...his 19.5 yards per catch average ranked second in the NFL among players with 32 or more receptions...started games 1-5, 7-10, 12 and 14...had a game-high 122 yards on four receptions at N.Y. Giants, 9/24...led team with six receptions for 83 yards at Philadelphia, 10/8...was named NFC Offensive Player of the Week for his 211 receiving yards at Jacksonville, 10/22, the seventh-highest total in team history and the third-best in the NFL in 2000...in addition to a career-high in receiving yards, he also set career-highs in longest reception (77) and TDs (3) amongst his seven catches...had five receptions for 96 yards at St. Louis, 11/20...tied for team lead with five receptions for 55 yards vs. New York Giants, 12/3. 1999 — Along with Michael Westbrook became first Redskin duo to each surpass 1,000 yards since 1991...started 15 games and produced career-highs with 62 catches for 1,132 yards (18.3 avg.) and seven TDs - almost identical to Westbrook (65-1,191-9)...opened with then-career-high 137 yards on four

catches, including 55-yard long, vs. Dallas, 9/12...two TDs and 134 yards on five catches vs. Carolina, 10/3...110 yards on personal-best eight catches at Arizona, 10/17...six catches for 88 yards and one TD at Philadelphia, 11/14...fourth 100-yard game at San Francisco, 12/26 with five catches for 106 yards...inactive for finale vs. Miami, 1/2/00 due to sprained right shoulder...returned for playoff game vs. Detroit, 1/8/00 to catch two balls for 35 yards, including a 30-yard TD...led team with four catches for 59 yards at Tampa Bay, 1/15/00. 1998 — Suffered a knee injury in the first game of the season...the injury forced him to miss the second game of the season and continued to limit his playing time over the early part of the season...in Week 6 vs. the Eagles he caught two passes for 44 yards, including a 33-yard reception...he started his first game of the season and caught three passes for 22 yards against the Giants in Week 8...in Week 10 against the Eagles, recorded three receptions totaling 80 yards, including a career-long 56-yard TD reception...suffered another injury in Week 12 against the Raiders, forcing him to leave the game early and miss the following week as well...he returned to action with his most productive game of the season, and his career up to that point, in Week 14 vs. Carolina...started for the injured Michael Westbrook and led all receivers with eight receptions for 116 yards, including the Redskins first score of the game on a 16-yard TD reception...his eight receptions for 116 yards also marked career highs...the following week against Tampa Bay he had four receptions for 86 yards, including a 61-yard catch...for the season, he tallied 28 receptions for 451 yards and played in 14 games while starting five. 1997 — Albert was inactive for 11 of the 16 games for his rookie season...he

SAINTS VETERANS



made his way into the lineup for the week 7 contest against the Oilers and caught a 14-yard pass for a first down in the first quarter...he caught the second and third passes of his career in a week 14 victory against the Cardinals in Arizona...more importantly, he scored his first career TD on an acrobatic grab in the fourth quarter...in Week 15 vs. the Giants, Albert scored the team's only TD on a 41-yard bomb and set career highs with five receptions for 89 yards...he started his first NFL game Week 16 against the Eagles and contributed with one grab for 14 yards.

COLLEGE — Started 10 games at split end for the Aggies as a senior...he led the team with 57 receptions for a single-season record 872 yards...his 57


catches were the third most ever in a season by a Texas A&M receiver...Albert set a single-game record for Aggie receivers with 18 against Colorado...he earned first-team all-SWC honors as a junior, catching 41 balls for 653 yards to lead the team...Albert caught seven TD passes which ranks second in Aggie history for a season...Albert led Trinity Valley CC to a 12-0 record and a national title, hauling in 41 passes for 738 yards and six TDs.

PERSONAL — Lettered in football and track at Piper (Ft. Lauderdale, Fla.) HS...he and his wife, Chanee have three sons: Albert Jr., Moses, and Chase...born May 13, 1974.

Career Statistics: Albert Connell										
RECEIVING						RUSHING				
Year	Team	GP/GS	No.	Yds.	Avg.	LG	TD	No.	Yds.	Avg.
1997	Washington	5/1	9	138	15.3	41t	2	1	3	3.0
1998	Washington	14/5	28	451	16.1	61	2	0	0	0.0
1999	Washington	15/15	62	1132	18.3	62t	7	1	8	8.0
2000	Washington	16/12	39	762	19.5	77t	3	0	0	0.0
Totals		50/33	138	2483	18.0	77t	14	2	11	5.5

CAREER HIGHS: Receptions — 8 (2x), at Carolina (12/14/98) & at Arizona (10/17/99); Receiving Yards — 211, at Jacksonville (10/22/00); Long Reception — 77t, at Jacksonville (10/22/00); Receiving TDs — 3, at Jacksonville (10/22/00); Rushes — 1 (2x), at N.Y. Giants (12/13/97) & vs. Dallas (9/12/99); Rushing Yards — 8, vs. Dallas (9/12/99); Long Rush — 8, vs. Dallas (9/12/99); Rushing TDs — 0.

POSTSEASON STATISTICS										
RECEIVING						RUSHING				
Year	Team	GP/GS	No.	Yds.	Avg.	LG	TD	No.	Yds.	Avg.
1999	Washington	2/2	6	94	15.7	30	1	0	0	0.0
Totals		2/2	6	94	15.7	30	1	0	0	0.0



JAKE DELHOMME

Quarterback

Ht: 6-2 Wt: 205 Birthdate: 1-10-75

College: Louisiana-Lafayette

Joined Saints: FA-99

NFL Experience: 3rd Season

12

PRO — Third-year signal caller enters 2001 training camp third on the depth chart, but provides the Saints with valuable prior starting experience, having started two games in 1999. Was designated as New Orleans' third QB for first 11 games of 2000 and then held No. 2 quarterback role for remainder of regular season and playoffs after starter Jeff Blake suffered a season-ending foot injury. Spent the spring of 1999 with the Frankfurt Galaxy of NFL Europe, where he split time as the starting quarterback with Kurt Warner and finished near the top of NFL Europe League in passing.

CAREER TRANSACTIONS — Signed by the Saints, 7/11/00. Re-signed by the Saints, 11/23/99. Released by Saints 9/5/99. Signed a second one-year deal, 1/27/99. Re-signed by Saints to practice squad, 10/15/98. Released by Saints, 10/14/98. Was signed to a one-year contract, 12/29/97. Re-signed to the practice squad, 11/19/97. Waived by the Saints, 8/18/97. Originally signed by the Saints as a rookie

free agent, 6/10/97.

2000 — Secured a spot on the squad during training camp after passing at a 65.5% clip for 381 yards with three touchdowns in the preseason...was designated 3rd quarterback for games 1-11...dressed, but did not play for games 12-16 and the two playoff games. 1999 — After being waived at the end of training camp, was signed to the active roster, 11/23 and designated as third quarterback for his first two games, at St. Louis, 11/28 and at Atlanta, 12/5...was declared inactive for the next two games, vs. St. Louis, 12/12 and at Baltimore, 12/19...saw action in final two games on the year, starting both...started and won his first NFL contest, vs. Dallas, 12/24...completed 16 of 27 passes for 278 yards and two touchdowns, with one interception, and rushed for another touchdown in Saints 31-24 victory, earning him NFC Offensive Player of the Week nomination...also was the starting quarterback for the season finale at Carolina, 1/2/00...threw a




SAINTS VETERANS

team season-high 49 attempts in that contest, completing 26 for 243 yards...set a new team record for most passing and running plays attempted at Carolina, when he combined for 57 (49 passing), eclipsing the mark of 56 (55 passing) set by Jim Everett, 9/25/94 at San Francisco...on the year, completed 42 of 76 for 521 yards and three touchdowns with five interceptions...also rushed 11 times for 72 yards and two touchdowns. **1998** — Spent the first five games of the season as the designated 3rd quarterback...was waived, 10/14, and re-signed to the practice squad, 10/15, where he spent the remainder of the season...during preseason action, completed 13 of 31 passes for 164 yards with one touchdown and two interceptions...also rushed five times for 45 yards. **1997** — Was signed as a rookie free agent, 6/10, and waived following training camp, 8/18, and later signed to the practice squad, 11/19, where he spent the remainder of the season...played for the Amsterdam Admirals of NFL Europe in the spring of 1998.

COLLEGE — Finished career as the all-time career Louisiana college passing leader, throwing for 9,216 yards in four years for the University of Louisiana-Lafayette...led the Ragin' Cajuns to three straight win-

ning seasons in his four years as a starter...started the last 43 games of his career, which was the longest streak among active QBs in the nation...he ranked 22nd on the NCAA all-time top 25 career passing list, and 28th on the NCAA's career total offense leaders at the close of his college career...he returned to school during off-seasons and graduated in May of 2001.

PERSONAL — Went to Teurlings Catholic (Lafayette, La.) HS...was named MVP two straight seasons as a QB and DB...named all-state as a defensive back...finished his high school career with 7,423 yards in total offense and 81 TDs...married (Keri)...born Jan. 10, 1975.



Career Statistics: Jake Delhomme

PASSING										RUSHING				
Year	Team	GP/GS	Att.	Comp.	Yds.	Int.	LG	TD	Rating	No.	Yds.	Avg.	LG	TD
1997	New Orleans	0/0	0	0	0	0	0	0	0.0	0	0	0.0	0	0
1998	New Orleans	0/0	0	0	0	0	0	0	0.0	0	0	0.0	0	0
1999	New Orleans	2/2	76	42	521	5	51t	3	62.4	11	72	6.5	27	2
2000	New Orleans	0/0	0	0	0	0	0	0	0.0	0	0	0.0	0	0
Totals		2/2	76	42	521	5	51t	3	62.4	11	72	6.5	27	2

ADDITIONAL STATS: Sacks-Yards Lost: (1999, 6-42) Total 6-42.

CAREER HIGHS: Attempts — 49, at Carolina (1/2/00); Completions — 26, at Carolina (1/2/00); Completion Pct. — 59.3 (16-for-27) vs. Dallas (12/24/99); Passing Yards — 278, vs. Dallas (12/24/99); Long Pass — 51t, vs. Dallas (12/24/99); Interceptions — 4, at Carolina (1/2/00); Passing TDs — 2, vs. Dallas (12/24/99); Passer Rating — 103.6 (16-of-27, 278 yds., 2 TDs, 1 INT) vs. Dallas (12/24/99); Rushes — 8, at Carolina (1/2/00); Rushing Yards — 78, at Carolina (1/2/00); Long Rush — 27, at Carolina (1/2/00); Rushing TDs — 1 (2x), vs. Dallas (12/24/99) & at Carolina (1/2/00).



MARQUES DOUGLAS

Defensive End

Ht: 6-2 Wt: 270 Birthdate: 3-5-77

College: Howard

Joined Saints: WAI-00 (Bal)

NFL Experience: 2nd Season

95

PRO — Third year defensive end spent the majority of 2000 on injured reserve list after suffering season-ending knee injury in practice after the first action he had seen in a game. Has participated in first two minicamps and is expected to add depth to defensive line in 2001.

CAREER TRANSACTIONS — Was placed on reserve/injured, 10/12 after suffering knee injury in practice. Claimed off waivers by the Saints, 8/28/00, after being placed on waivers by the Baltimore Ravens, 8/27. Spent 14-of-16 games on the Ravens 1999 practice squad. Signed to the 53-man roster, 12/22/99. Originally signed with Baltimore as a free agent, 4/23/99.

2000 — Was inactive for games 1-2...saw limited action on defense vs. Philadelphia, 9/24...suffered knee injury in practice following week...was placed on injured reserve list, 10/12...allocated to the Rhein Fire of NFL Europe last spring and finished tied for second in the league with nine QB sacks, plus had 21 tackles and two forced fumbles to help Rhein to the World Bowl...named to the All-NFL Europe team. **1999** — After being activated from the practice squad, 12/22, was on the inactive list for the final two games.

COLLEGE — Started 40 games in career at Howard and finished second all-time in the MEAC conference with 39.5 sacks...all-time leader in sacks at Howard...three-time first team All-MEAC choice...fin-

SAINTS VETERANS



ished senior season with a team-leading 93 tackles, 11.5 sacks, and three fumble recoveries...named first-team All-MEAC Conference in 1997...amassed 69 tackles five sacks to earn All-MEAC...recorded 72 tackles, 13 sacks, and five forced fumbles in 1996...broke into starting lineup in third game of 1995 season and finished with 34 tackles and six sacks.

PERSONAL — Graduated from Dudley (Greensboro, N.C.) HS, where he lettered in football, track and baseball...President of Phi Beta Sigma fraternity and is a member of the Baptist Student Union...wants to become a lawyer (and eventually a judge)...born March 5, 1977.

Career Statistics: Marques Douglas

Year	Team	GP/GS	S	A	TT	Sk.-Yds.	Int-Yds.-LG	PD	FF	FR
2000	New Orleans	1/0	0	0	0	0-0	0-0-0	0	0	0
Totals		1/0	0	0	0	0-0	0-0-0	0	0	0



JERRY FONTENOT

Center

Ht: 6-3 Wt: 300 Birthdate: 11-21-66

College: Texas A&M

Joined Saints: UFA-97 (Chi)

NFL Experience: 13th Season


62

PRO — Center was acquired by the Saints as a free agent from the Chicago Bears in 1997, and has helped solidify middle of offensive line since then, starting 52 games in the middle. Had not missed a game as a pro prior to sustaining a season-ending knee injury vs. New England, 10/4/98, seeing action in 148 consecutive games to that point. With a start at C in that game, had extended his consecutive starts streak to 106, which dated back to the tenth game of the 1991 season.

CAREER TRANSACTIONS — Re-signed with the Saints, 2/15/99. Was placed on the injured reserve list (knee), 10/14/98. Signed with the Saints, 6/2/97, ending an eight-year relationship with Chicago. Originally the third-round draft choice of the Bears in the 1989 NFL Draft.

2000 — Started all 16 games for the 2000 season, as well as both playoff games at center...2000 marked the ninth time in his career that he started all 16 games and also was the 12th time in his career that he appeared in all 16 games...left game in second half at San Diego, 9/10, with right eye contusion...recorded crucial fumble recovery off a Terrelle Smith carry in fourth quarter at San Francisco 12/10, on the one-yard line...RB Terry Allen had a one-yard TD run to give the Saints a 31-27 lead...anchored offensive line that finished season eighth in the NFL in rushing and produced the franchise's first 1000-yard rusher since 1989. **1999** — Started and played in all 16 games on the year...1999 marked the seventh year of his career that he has started all 16 games...also represented the 10th year of his career that he has seen action in all 16 games...all 16 of his starts came at center...recorded one tackle following a turnover and a fumble recovery. **1998** — Started the first four contests of the season before sustaining a season-ending knee injury vs. New England, 10/4...snapped a string of 148 consecutive games played and 106 consecutive starts...was inactive the following week vs. San Francisco, 10/11, and placed on injured reserve,

10/14. **1997** — In his first season as a Saint, continued his string of consecutive games played and started...started at center for all 16 contests for the sixth straight season. **1996** — Started every game at center for the fifth straight season. **1995** — Started every game at center for fourth straight season...did not miss a play all season...played in 100th NFL game at St. Louis, 9/24. **1994** — Started all 16 games at center for third straight season...was WR Curtis Conway's intended receiver on fake field goal trick play when Conway's pass was tipped by Fontenot and caught by TE Keith Jennings for a TD. **1993** — Started every game at center...was backup long-snapper. **1992** — Started all 16 games at center and turned in excellent season in first year as starter...was backup long-snapper. **1991** — Handled all punt snapping duties during season...made first career start at left guard at Tampa Bay 9/8, for injured Mark Bortz (had started twice at center in 1990)...played three quarters at left guard when Bortz pulled an abdominal muscle at Minnesota, 11/11...started at LG the remainder of the season (six games)...alternated with Bortz in playoff game vs. Dallas, 12/29. **1990** — Made first pro start at Phoenix, 10/28, and was part of offensive line that was named NFC Offensive Player of the Week as club rushed for season-high 223 yards...started at center after Jay Hilgenberg suffered the flu the night before...started for Hilgenberg (ankle) in season finale vs. Kansas City, 12/29...handled all long-snapping duties: punts, field goals and extra points. **1989** — Saw action in all 16 games, mostly on special teams as punt snapper...played entire second half at Pittsburgh, 11/12, when





SAINTS VETERANS

Hilgenberg left game with injury...recovered fumble on special teams vs. Detroit, 12/10.

COLLEGE — First-team All-Southwest Conference at guard as a senior for the Aggies...played every position on offensive line...first-team All-SWC by *Dallas Times Herald* and second-team choice from the *Houston Post* and *Houston Chronicle* in junior season...helped pave way for offense which ranked 19th in country in rushing as a junior...UPI first team All-SWC pick as a sophomore...played reserve role at center, guard and tackle as a freshman...was red-

shirted in 1984...majored in sociology.

PERSONAL — A standout performer at Lafayette (La.) HS at offensive tackle and defensive end...finished second in discus throw at the state finals as both a junior and a senior...hobbies include skiing, hunting, fishing and scuba diving...hosted a golf tournament at Eastover Country Club this June to benefit Children's Hospital of New Orleans...he and his wife, Stephanie, have three daughters: Gabrielle, Madeleine, and Camille...Jerry Paul Fontenot...born Nov. 21, 1966.

Career Statistics: Jerry Fontenot

Games Played/Started: Chicago - (1989, 16/0); (1990, 16/2); (1991, 16/7); (1992, 16/16); (1993, 16/16); (1994, 16/16); (1995, 16/16); (1996, 16/16); New Orleans - (1997, 16/16); (1998, 4/4); (1999, 16/16); (2000, 16/16) Total: 180/141 (Chicago: 128-89; New Orleans 52-52).

Postseason Games Played/Started: Chicago - (1990, 2/0); (1991, 1/0); (1994, 2/2); New Orleans - (2000, 2/2) Total: 7/4 (Chicago 5/2; New Orleans 2/2).



LA'ROI GLOVER

Defensive Tackle

Ht: 6-2 Wt: 285 Birthdate: 7-4-74

College: San Diego State

Joined Saints: WAI-97 (Oak)

NFL Experience: 6th Season

97

PRO — A strong, quick, young defensive lineman who has grown into an inside force as a Saint. Received many accolades in breakout season, where he tied a team-record with an NFL-high 17 sacks. The 17 sacks also tied a Saints single-season record (Pat Swilling - 1992). Was named a starter for his first Pro Bowl appearance. Led the team in sacks for the third consecutive season (1998 - 10 sacks, 1999 - 8.5 sacks, 2000 - 17 sacks). Will look to match Rickey Jackson in 2001, who is presently the only Saint to lead the team in sacks for four consecutive years (1983-86). Only three other Saints have led the team in sacks three consecutive seasons (Jackson, Wayne Martin, and Pat Swilling). Only two other NFL players have had more sacks than Glover's 35.5 the past three seasons (Kevin Carter - 39.5, Warren Sapp - 36). Presently stands in eighth place on the Saints all-time list for sacks (42). Ranks fourth in sacks among Saints players in the 1990s.


CAREER TRANSACTIONS — Signed to a four-year contract extension, 11/4/98. Claimed off of waivers by the Saints, 8/25/97. Waived by the Raiders, 8/24/97. Originally a fifth-round selection of the Oakland Raiders (166th overall) in the 1996 NFL Draft.

HONORS — 2000: Pro Bowl starter, NFC Player of the Week, Weeks 6, 7 and 12, NFC Defensive Player of the Month, October, *Associated Press* All-Pro, Pro Football Writers of America All-NFL, NFL Alumni Defensive Lineman of the Year and first team All-Pro, *College & Pro Football Newsweekly* Defensive Player of the Year, *Sports Illustrated* All-Pro Team, *Pro Football Weekly* All-NFL Team and All-NFC Teams, *The Sporting News* All-Pro Team, *Football News* All-NFC Team, *Football Digest* First Team All-Pro, USA

Today All-Pro Team, Saints Defensive Player of the Year (teammates), All-Madden, NFC Defensive Player of the Year (Committee of 101 - Kansas City). 1998 — *College & Pro Football Newsweekly* All-Pro first team, *Football News* second team All-NFC, *Associated Press* second team All-Pro, *USA Today* All-Pro Team, NFC Defensive Player of the Week, Week 14.

2000 — Was selected as a starter to his first Pro Bowl with one of the most dominant seasons in the NFL...started every game and recorded 65 tackles (44 solo), an NFL-leading 17 sacks for 112 yards, two forced fumbles, and one fumble recovery...Glover's sack total ranks second all-time among defensive tackles since sacks became an official stat in 1982, behind the Minnesota Vikings' Keith Millard's 18-sack total in 1989...in addition to his Pro Bowl recognition, was named both an *Associated Press* All-Pro and Pro Football Writers of America, All-NFL, and NFL Alumni Defensive Lineman of the Year...was named NFC Defensive Player of the Week for an NFC-record three times in a season, and was named NFC Defensive Player of the Month for October...set NFC mark for most NFC Defensive Player of the Week awards (3) in a season...was just the ninth player in NFL history to win conference Player of the Week honors two consecutive weeks (10/8 & 10/15)...started all 16 games at RDT and both playoff games...recorded first sack of 2000 season vs. Detroit, 9/3, when he dropped Stoney Case for a 8.5 yard loss in the second quarter, forcing the Lions to punt...finished game with three solo tackles, three assisted tackles and one sack for -8.5 yards...recorded second and third sacks of the season on two consecutive plays at San Diego, 9/10, dropping Ryan Leaf on second and third downs, and helping the Saints secure a 28-27 victory...finished

SAINTS VETERANS



the game with one solo tackle, one assist, and two sacks for -12 yards...had three solo tackles, one assist, and three sacks for -17 yards at Chicago, 10/8...recorded two of his sacks off QB Cade McNown on Chicago's final drive of the second half and his second sack stopped the Bears on downs at the Saints' 29-yard line...followed up with his third sack in

Chicago's first possession of the third quarter, stifling another drive...for his efforts was named NFC Defensive Player of the Week...received honor for second consecutive week following performance vs. Carolina, 10/15, recording four solo tackles and three sacks for -19 yards...had two solo tackles, one assisted tackle, and one sack for -8 yards at Atlanta, 10/22...recorded tenth sack of the season when he dropped Chris Chandler for an eight-yard loss in the third quarter at Atlanta, 10/22...had four solo tackles, two assisted tackles, two sacks for -19 yards (tying for NFL lead), and one forced fumble at Arizona, 10/29...sacked Jake Plummer with 7:08 remaining at New Orleans 48-yard line forcing a fumble...on Arizona's next possession, he sacked Plummer at the New Orleans four-yard line, preventing a Cardinal score, and preserving a 21-10 Saints victory...was named NFC Defensive Player of the Month for his efforts in October...regained a tie for the NFL lead in sacks when he stopped Steve Beuerlein for a four-yard loss at Carolina, 11/12...was selected NFC Defensive Player of the Week for a record third time this season after his performance at St. Louis, 11/26, where he recorded four solo tackles, one assisted tackle, three sacks for -20 yards, and one forced fumble...tied his career record of three sacks in a game for the fifth time in his career...with the Saints ahead 14-7 in the second quarter and the Rams at the Saints 10-yard line, Glover sacked Trent Green for nine yards and forced a fumble, which was recovered by Joe Johnson...the Saints subsequently scored on an 80-yard drive on their next possession, helping key a 31-24 victory over the defending Super Bowl champions...also keyed a defensive effort that held Marshall Faulk to 27 yards rushing...recorded a season-high ten tackles (six solo) vs. Denver, 12/3...had a key fumble recovery in the third quarter at San Francisco, 12/10, which led to a New Orleans field goal in 31-27 win over San Francisco...was part of a Saints defensive effort in NFC Wild Card game vs. St. Louis, 12/30, which held Faulk to 24 yards rushing...had six solo tackles and one fumble recovery in playoff game. 1999 — Started all 16 games for the Saints in 1999, all coming at RDT...finished fifth on the Saints in tackles, despite near-constant double-teaming on every play...posted 62 tackles (46 solo) and led the Saints with 8.5 sacks (47 yards), marking the second consecutive year he has led the Saints in that category...also posted a pass defended, a forced fumble and

a fumble recovery...was voted a second alternate to the NFC Pro Bowl squad...led the team in tackles once on the year, collecting a career-high 11 (all solo) in game 14, at Baltimore, 12/19...also tied for the team lead in tackles in game 6, at NY Giants(8), 10/24...led the Saints in sacks once, posting three (11 yards) two at Baltimore, 12/19, which equaled a career-high...play in the Baltimore game earned him NFC Defensive Player of the Week nomination...tied for the team lead with one sack in game 3, at Chicago, 10/3. 1998 — Had a breakout year in his first full season as a starter...started 15 of 16 games at RDT...did not start in game 16, which began in a goal-line defense...posted 67 tackles on the season (59 solo), which was good for sixth on the team...led the Saints with 10 sacks (83 yards)...sack yards were eighth-best in the NFL in 1998...also had three forced fumbles, his first career interception and a pass defended...was voted a first alternate to the NFC Pro Bowl team, as well as various national all-pro teams...kicked off the season posting back to back two sack games, at St. Louis, 9/6 (9 yards), and vs. Carolina, 9/13 (13 yards) and had a forced fumble in each of those contests, one of which was returned for the Saints first touchdown of 1998, at St. Louis, for a five-yard touchdown by DE Joe Johnson...his play in that first game earned him NFC Defensive Player of the Week nomination...had three sacks (33 yards) vs. St. Louis, 11/15, as part of his eight tackle (7 solo) day, also forcing a fumble, and was again nominated for NFC Defensive Player of the Week...earned his first NFC Defensive Player of the Week award vs. Dallas, 12/6, when he had four tackles, including two sacks for -18 yards...his other two tackles were for -1 yards combined...also posted a career-high eight tackles (all solo) at Carolina, 11/1, which included a ten-yard sack...registered his first career interception (0 yards) vs. New England, 10/4. 1997 — In his first full season as a professional, appeared in 15 games, starting two...finished 12th on the team in tackles, with 33 (24 solo), and fourth on the Saints with 6.5 sacks (33 yds)...also registered one forced fumble, one fumble recovery and a pass defense...first game as a Saint came in week 2, vs. San Diego, when he registered three tackles, all solo, and one fumble recovery...the next week at San Francisco, he posted three tackles (two solo)...his first career sack came the following week vs. Detroit, 9/21, when he recorded a one-yard sack...had his next sack two weeks later, at Chicago, 10/5, when he had one for a six-yard loss...his best game of the season came vs. San Francisco, 10/26, when he registered five tackles (three solo) and a 10-yard sack...he had three tackles (all solo), a seven-yard sack, and a pass defended in the overtime win vs. Seattle, 11/16...started first NFL contest at Carolina, 11/30, with next start coming in the season finale at Kansas City, 12/21...he spent the spring of 1997 playing for the Barcelona Dragons, which won the World League title...was named All-World League and placed third in league defensive MVP voting...ranked third in the World League in sacks, with 6.5, which ranked first on the Dragons...in addition, placed third on Barcelona in tackles, with 36, while starting at DT in 10 league games along with the World League Championship game. 1996 — With the



SAINTS VETERANS

Raiders, he was inactive for 13 games...was activated at Chicago, 9/29, but did not play...saw first NFL action vs. Minnesota, 11/19, and was credited with two tackles...also appeared the following week at Seattle as a reserve DT and special teams performer

COLLEGE — Was a four-year starter at San Diego State...started 10 games in 1995, and was named a defensive captain and Aztec Outstanding Defensive Lineman as a senior, finishing with 36 tackles and 4.5 sacks for 51 yards...selected to the All-WAC second team while being named to the West squad for the 1996 East-West Shrine Game...recorded two forced fumbles and a fumble recovery...was a second-team All-Conference as a sophomore and a honorable mention as a freshman...graduated in the spring of 1999 with a double major in public administration and sociology from San Diego State.

PERSONAL — Cal-Hi Sports first-team and USA Today All-American second-team selection as a two-way lineman at Point Loma High School in hometown of San Diego...San Diego co-Player of the Year and Los Angeles Times Lineman of the Year, CIF Player of the Year as a senior defensive lineman, recording 77 tackles, 17.5 sacks, six fumble recoveries, six forced fumbles and three passes defended...led high school to San Diego section championship...also earned three letters in track as shot putter and three in wrestling...rated top heavyweight wrestler in California as a senior...member of the honor roll as a senior...was nominated by teammates with Saints "Man of the Year", and "Unsung Hero" awards in 1999 season...was named Saints Defensive MVP for 2000 season...has attended a two-day broadcast school taught by former NFL running back and NFL television analyst Craig James the past three offseasons...single...La'Roi Damon Glover...born July 4, 1974.


Career Statistics: La'Roi Glover

Year	Team	GP/GS	S	A	TT	Sk.-Yds.	Int.-Yds.-LG	PD	FF	FR
1996	Oakland	2/0	2	0	2	0-0	0-0-0	0	0	0
1997	New Orleans	15/2	24	9	33	6.5-33	0-0-0	1	1	1
1998	New Orleans	16/15	59	8	67	10-83	1-0-0	2	3	0
1999	New Orleans	16/16	46	16	62	8.5-47	0-0-0	3	1	1
2000	New Orleans	16/16	44	21	65	17-112	0-0-0	0	2	1
Totals		65/49	229	42	275	42-275	1-0-0	6	7	3
Saints Totals		63/49	227	42	273	42-275	1-0-0	6	7	3

CAREER HIGHS: Tackles — 11, at Baltimore (12/19/99); Sacks — 3 (5x), last time at St. Louis (11/26/00); Interceptions — 1, vs. New England (10/4/98); Int. Ret. for TD — 0; Forced Fumbles — 1 (7x), last time vs. Philadelphia (9/24/00); Fumble Recoveries — 1 (3x), last time at San Francisco (12/10/00).

POSTSEASON STATISTICS

Year	Team	GP/GS	S	A	TT	Sk.-Yds.	Int.-Yds.-LG	PD	FF	FR
2000	New Orleans	2/2	6	0	6	0-0	0-0-0	0	0	1
Totals		2/2	6	0	6	0-0	0-0-0	0	0	1



TOBY GOWIN

Punter

Ht: 5-10 Wt: 167 Birthdate: 3-30-75

College: North Texas

Joined Saints: UFA-00 (Dal)

NFL Experience: 5th Season

4

PRO — Originally signed as an undrafted rookie free agent by Dallas, Gowin has developed into one of the NFL's best punters. He provides a solid foundation in the punting game and a strong leg on kickoffs.

CAREER TRANSACTIONS — Tendered a contract offer by the Saints, 4/5/00, which was not matched by the Dallas Cowboys. Originally signed as an undrafted free agent by the Dallas Cowboys, 4/24/97.

HONORS — 1999: NFC Special Teams Player of the Week, Week 7

2000 — Saw action in all 16 league contests and both playoff games for the Saints...had 74 punts for 3,043 yards for an average of 41.1 per punt...finished seventh in the NFC in punting average...tied for fifth in NFL for fewest touchbacks with eight...tied for sixth in


the NFC for punts placed inside opponents' 20-yard line with 22...also finished tied for fourth on Saints with 11 special teams tackles...best effort of the season came versus Detroit, 9/3, when he punted seven times for 340 yards and a 48.6 yard average with one punt inside-the-20-yard line, including a season-high 58-yard punt...placed four of seven punts inside the 20-yard line vs. Philadelphia, 9/24...in two postseason games, had 11 punts for 441 yards, including three inside the 20-yard line...in NFL Wild Card game vs. St. Louis, 12/30, had six punts for 246 yards and a 41.0 average, and one punt inside the 20-yard line...tied a postseason career-high in punts in that game. 1999 — Again proved to be one of the top punters in the NFL, ranking second in the NFC and seventh in the NFL with a 43.2 gross punting average...booted 81 punts for 3,500 yards, with a long of 64...put 24 of his punts inside-the-20, and had just ten

SAINTS VETERANS



touchbacks...43.2 average marked the fifth-best season average in Cowboys history...had 11 of his last 20 regular season punts downed inside the opponents 20-yard line...24 inside-the-20 punts ranked him fourth in the NFC and 12th in the NFL...had at least one punt of 50+ yards in 14 of 17 games on the year, including playoffs...on 71 kickoffs (not including onside kicks or squibs at the end of the half or game), averaged 67.3 (inside the three-yard line) per kick, including 12 touchbacks...opponent average starting position was the 24.0 yard line, second-best in the NFL...punted a season-high seven times vs. N.Y. Jets, 12/19...averaged a season-high 53.3 gross avg. (four minimum) vs. Washington, 10/24, earning him NFC Special Teams Player of the Week honors...the 53.3 average was the third-best single-game average in Cowboys history...also posted a career-high 45.3 yard net average with four punts for 213 yards and one touchback...tied a career-high and club record with five punts inside-the-20, with five, vs. Philadelphia, 12/12...had a season-long 64-yard punt at NY Giants, 10/18...vs. Atlanta, 9/20, limited Tim Dwight, who ranked 3rd in the NFL in kickoff returns in 1998, to a 16.7-yard avg. on four kickoffs...vs. Arizona, 10/3, had six punts and six kickoffs, helping to pin the Cardinals inside their 20-yard line six times on the day (twice on punts, four times on kickoffs)...four other times he had them pinned inside their 30...vs. Philadelphia, 12/12, on 12 drives the Eagles began following punts or kickoffs, eight began at or inside the Eagles 20-yard line...his kickoffs helped limit Allen Rossum, the NFL's fifth leading kickoff return man with a 25.2 average, to 16.0 yards on three kickoff returns and 5.0 yards on two punt returns. 1998 — After setting two club records as a rookie, Gowin suffered no sophomore slump in 1998, establishing a Cowboys record for punts downed inside-the-20 in a season with 31 (on 77 punts)...that broke the mark of 28 set by Mike Saxon in 1986 (on 86 punts)...the record breaking figure placed him third in the NFC and fourth in the NFL, and as an average (31-of-77 punts), his 40.3% figure of punts downed inside the 20 was the second best total in the NFC in gross punting at 43.3 yards per punt - an improvement of 1.6 yards-per-punt over his rookie average...he also tied for seventh in the NFC in net punting at 36.6 yards per punt - an increase of 1.2 yards-per-punt...on kickoffs, he averaged 67.6 yards (inside the three-yard line) on 82 regular season kickoffs, including 17 touchbacks...the opponent's average starting field position following his kickoffs was the 22.4-yard line, lowest in the NFL...his 17 touchbacks was the sixth best figure in the NFC, eighth best total in the NFL, and was five more than he recorded as a rookie...Gowin opened the year against Arizona 9/6 by averaging a season-high 49.5 yards on four punts and ended the day with a season-high 44.8 yard net punting average...he helped limit Cardinals return man Eric Metcalf to 19 yards on four punt returns (4.8 avg.) and 41 yards on three kickoff returns (13.7 avg.)...five of his seven kickoffs went into the end zone, resulting in four touchbacks and starting field position for the Cardinals at the 20, 20, 13, 20, 15 and 19-yard lines...he put five of six kickoffs into the end zone at Denver, 9/13, resulting in four more touchbacks and averaged 51.0

yards on two punts, but his biggest play of the game came on a 33-yard run from punt formation in the third quarter that kept alive a drive and eventually led to a Dallas field goal...had career high nine punts at N.Y. Giants, 9/21...beginning his inside the 20 run, Gowin placed four of five punts inside the 20 against Oakland, 9/27...he also put one of his three kickoffs into the end zone and helped limit Desmond Howard to two kickoff returns for 35 yards (17.5 avg.)...by putting three of six kickoffs into the end zone at Washington, 10/4, Gowin logged one touchback and helped limit Brian Mitchell to a 17.8-yard kickoff return average...he also averaged 48 yards on four punts...with a season-long 65 yard punt at Chicago, 10/18, Gowin averaged 44.6 yards on seven punts...between kickoffs and punts, Gowin kept the Eagles in bad field position all night (avg. drive start was the Eagles 21) at Philadelphia, 11/2, averaging 46 yards on six punts, including two inside the 20...he topped that the next week by limiting the N.Y. Giants, 11/8 to 15.6 yards-per-kickoff return on five kickoffs, and giving the Giants an average starting field position following punts and kickoffs at the 18-yard line...Gowin finished the year out with an incredible run of success, downing 19 of his last 32 punts inside opponents 20-yard line...in addition, five of the remaining 13 punts were touchbacks, leaving opponents with 80 or more yards to go for a touchdown 75.0% of the time...one of Gowin's best all-around performances of the season came at New Orleans 12/6, when he averaged 45.6 yards on seven punts - including three inside the Saints 10-yard line...he also had touchbacks on both his kickoffs...four times at Kansas City 12/13, Gowin pinned the Chiefs inside their 20-yard line, and he averaged 43.8 yards on five punts...he also suffered his first career blocked punt in the second quarter, snapping a string of 152 consecutive punts without a block...for the second straight week, and the third time of the season, Gowin had four of his punts downed inside the opponents 20-yard line when he accomplished the feat against Philadelphia, 12/20...that total gave him 29 for the season, breaking Saxon's club record and posted a 38.7 net average while also holding Brian Mitchell to an 11.4 average on five kickoff returns...in his first career playoff game, Gowin broke yet another Dallas punting record when he established a single-game postseason club record with four punts downed inside the 20-yard line against Arizona, 1/2/99...he averaged 41.3 yards-per-punt (39.5 net) on six kicks for the day. 1997 — Gowin finished his first NFL campaign by establishing a Dallas rookie record for punts in a season with 86, breaking Saxon's rookie mark of 81 set in 1985 and tying Saxon's club record for punts in a season set in 1986...at 41.8 yards-per-punt, Gowin posted the third highest average by a rookie punter in Dallas history,





SAINTS VETERANS

and he also finished second in the NFL with an opponent's average drive start at the 22.5-yard line...his 12 touchbacks on 78 kickoffs were the seventh best figure in the NFC and 11th best in the NFL...his very first NFL punt went 54 yards at Pittsburgh, 8/31, and he finished the day with a 46.3-yard average (41.3 net) on four punts...he also had three touchbacks on eight kickoffs...the next week at Arizona, 9/7, Gowin averaged 46.8 yards on a season-high eight punts, including four 50+ yarders and he added three more touchbacks on six kickoffs...the biggest day of Gowin's young career came against Chicago 9/28, when he established a club record by averaging 55.3 yards-per-punt (six punts for 332 yards), topping the mark of 53.4 set by Ron Widby against New Orleans on 11/3/68...that average included a 72-yard punt, which was the second longest punt in the NFC in 1997 and the longest by a Cowboy since Danny White hit a 73-yarder against the L.A. Rams on 10/14/79...he also posted a season-high 44.8 net average against the Bears...Gowin's record setting performances continued at Washington, 10/13...by placing five of his six punts inside the Redskins' 20-yard line, he tied the club record for punts inside the 20 in a game...Washington's starting field position following punts that night came at the 17, 20, one, seven, 18 and 12-yard lines...Gowin didn't limit his play to punting the ball, recording a key special teams tackle at Philadelphia 10/26 to bring down Mark Seay following a 33-yard punt return...in the cold wind of Lambeau

Field, Gowin averaged 43.0 yards per punt on six kicks at Green Bay, 11/23...he then came back four days later and averaged 46.5 yards-per-punt (41.8 net) against Tennessee, 11/27 on Thanksgiving Day...Gowin took over the holding duties on field goals and extra points in the second quarter against Carolina, 12/8, when Eric Bjornson suffered a fractured left fibula.

COLLEGE — As a senior at North Texas, Gowin was an All-Big West first-team selection after ranking 15th in the nation with a 44.3 yard average on 89 punts...Gowin was named to the Associated Press All-America third team, becoming the first Eagle to earn major college All-America honors since NFL Hall of Famer Joe Greene in 1969...he had a career-long 92-yard punt against Vanderbilt...as a junior, he ranked 19th in the nation with a 42.1 yard average...Gowin was an Academic All-Southland Conference choice as a sophomore.

PERSONAL — Gowin was an all-state, all-east Texas and all-district kicker at Jacksonville (Texas) HS...as a senior, he averaged 38.5 yards-per-punt while converting 30-of-32 extra point attempts and five-of-eight field goal attempts...received his degree in kinesiology from the University of North Texas...wife, Niki, is a former Dallas Cowboys Cheerleader...born March 30, 1975 in Jacksonville, Texas.

Career Statistics: Toby Gowin

Year	Team	GP	No.	Yds.	Avg.	Net	TB	I20	LG	BK
1997	Dallas	16	86	3592	41.8	35.4	9	26	72	0
1998	Dallas	16	77	3342	43.4	35.6	14	31	65	1
1999	Dallas	16	81	3500	43.2	35.1	10	24	64	0
2000	New Orleans	16	74	3043	41.1	32.3	8	22	58	0
Totals	64	318	13477	42.4	34.9	41	103	72	1	1
Saints Totals	16	74	3043	41.1	32.3	8	22	58	0	0

ADDITIONAL STATISTICS: Special Teams Tackles — (1997, 4); (1998, 2); (1999, 5); (2000, 11) **Total: 22. Field Goals** — (1997, 0-1) **Total: 0-1. Rushing** — (1998, 1-33); (2000, 1-5) **Total 2-38.**

CAREER HIGHS: Punts — 9 at N.Y. Giants (9/12/98); **Gross Avg.** — 55.3, vs. Chicago (9/28/97); **Net Avg.** — 45.3, vs. Washington (10/24/99); **Long Punt** — 72, vs. Chicago (9/28/97); **Most Punts Inside the 20** — 5 (2x), at Washington (10/13/97) & vs. Philadelphia (12/12/99).


POSTSEASON STATISTICS

Year	Team	GP	No.	Yds.	Avg.	Net	TB	I20	LG	BK
1998	Dallas	1	6	248	41.3	39.5	0	4	50	0
1999	Dallas	1	4	182	45.5	38.3	1	1	56	0
2000	New Orleans	2	11	441	40.1	30.6	1	3	50	0
Totals	4	21	871	41.5	33.2	2	8	56	0	0
Saints Totals	2	11	441	40.1	28.9	1	3	50	0	0

ADDITIONAL STATISTICS: Special Teams Tackles — (1999, 3) **Totals: 3. Field Goals** — (1999, 0-1) **Total: 0-1.**

CAREER HIGHS: Punts — 6 (2x), vs. St. Louis (12/30/00) & vs. Arizona (1/2/99); **Gross Avg.** — 45.5, vs. Minnesota (1/9/00); **Net Avg.** — 39.5, vs. Arizona (1/2/99); **Long Punt** — 56, at Minnesota (1/9/00); **Most Punts Inside the 20** — 4, vs. Arizona (1/2/99).

SAINTS VETERANS



LAMONT HALL

Tight End

Ht: 6-4 Wt: 260

Birthdate: 11-16-74

College: Clemson

Joined Saints: TR-00 (GB)

NFL Experience: 3rd Season

81

PRO — Having paid his dues as a first-year pro during the 1999 season, when he began with stints on the practice squads of Green Bay and Tampa Bay, the rugged Clemson alumnus brings solid depth to the tight end position in his third campaign. An exceptional blocker, he served as the Saints' second TE for most of last season, playing a significant role in a running game that ranked eighth in the NFL. His opportunity developed upon arrival from the Packers in training camp after Cameron Cleland suffered a season-ending Achilles injury.

CAREER TRANSACTIONS — Acquired by the Saints, 7/31/00 from the Green Bay Packers along with quarterback Aaron Brooks for linebacker K.D. Williams and the Saints' 2001 third round draft pick. Re-signed by the Packers from the San Francisco 49ers practice squad, 9/21/99. Signed to the 49ers practice squad, 9/16/99. Terminated from the Packers practice squad, 9/14/99. Signed to the Packers practice squad, 9/7/99. Waived by the Packers, 9/5/99. Signed by Green Bay Packers, 7/7/99. Re-signed by Buccaneers to practice squad, 8/21/98. Waived by Buccaneers, 8/25/98. Signed as an undrafted free agent by the Tampa Bay Buccaneers, 4/24/98.

2000 — Saw action in all 16 games, starting five when the Saints opened in a two TE formation...also saw action in both playoff games, starting both in two TE formations...played an important role in the running game for Saints with his blocking abilities...hauled in five passes for 33 yards and one TD...had 2 receptions for 20 yards at Atlanta, 10/22...had a one-yard TD reception at Arizona, 10/29, his first TD reception since high school...started at TE in 2-TE alignment vs. San Francisco, 11/5, and had one reception for six yards...started both playoff games in two TE alignment. **1999** — Played in 14 games overall, primarily on special teams, closing out the season with six tackles (three solo)...also caught three passes for 33 yards...was signed to the Packers' 53-man active roster on 9/21, two days after Mark Chmura's season ended with a neck injury...earlier had been waived on the final cutdown for the regular season, 9/5, joining Green Bay's practice squad two days later...subsequently terminated on 9/14, he was signed to the 49ers' practice squad on 9/16, where he remained

before returning to the Packers less than a week later...had his first NFL reception late vs. Seattle, 11/1, a 13-yarder from Matt Hasselbeck...caught a second pass, a nine-yarder for a first down on a fourth-quarter touchdown drive at Chicago, 12/5 while serving as the primary backup...also had a key block on each of DeMond Parker's two touchdown runs in same 35-19 victory over the Bears...was the second TE vs. Carolina, 12/12 with Thomason out...caught an 11-yard pass at Minnesota, 12/12...had signed with the Packers as a free agent on July 7 following completion of his NFL Europe season...played in four games, starting two, for the Rhein Fire during the 1999 NFL Europe season...5 receptions for 60 yards...also returned one kickoff for 15 yards...caught a season-long, 22-yard pass in his first game for the Fire, a 37-6 victory over the Scottish Claymores in Week 5. **1998** — Spent half of his rookie season on Tampa Bay's practice squad.

COLLEGE — Was a two-year starter and four-time letterman (1994-97) at Clemson...redshirted in 1993...had 25 career receptions for 260 yards...also registered 23 special teams tackles...earned first-team All-Atlantic Coast Conference honors as a senior, when he caught 17 passes for 159 yards...was a second-team all-conference pick his junior year...made 13 stops on special teams his freshman season to lead the Tigers...holds a degree in history.

PERSONAL — An all-conference selection as a tight end at Clover (S.C.) HS...also was a Class 3A all-state performer in basketball and finished as the school's career scoring leader...hobbies include miniature golf...single...James Lamont Hall...born Nov. 16, 1974 in Clover, S.C., where he still resides.





SAINTS VETERANS

Career Statistics: Lamont Hall

		RECEIVING					
Year	Team	GP/GS	No.	Yds.	Avg.	LG	TD
1999	Green Bay	14/0	3	33	11.0	13	0
2000	New Orleans	16/5	5	33	6.6	13	1
Totals		30/5	8	66	8.3	13	1
Saints Totals		16/5	5	33	6.6	13	1

CAREER HIGHS: Receptions — 2, at Atlanta (10/22/00); Receiving Yards — 20, at Atlanta (10/22/00); Long Reception — 13 (2x), vs. Seattle (11/1/99) & at Atlanta (10/22/00); Receiving TDs — 1, at Arizona (10/29/00).

POSTSEASON STATISTICS

		RECEIVING					
Year	Team	GP/GS	No.	Yds.	Avg.	LG	TD
2000	New Orleans	2/0	0	0	0.0	0	0
Totals		2/0	0	0	0.0	0	0



NORMAN HAND

Defensive Tackle

Ht: 6-3 Wt: 310 Birthdate: 9-4-72
College: Mississippi
Joined Saints: UFA-00 (SD)
NFL Experience: 7th Season

99

PRO — One of NFL's top success stories, Hand went from relative unknown to one of centerpieces of New Orleans' defense. Hand moved to New Orleans in 2000 from San Diego. With Hand serving as the burly run-stuffer the Saints had lacked in previous years, he played a major role in his team's improvement in rushing defense from 20th to 10th in the NFL, while the team led the NFL in sacks with a franchise-record 66.

CAREER TRANSACTIONS — Signed by the Saints 2/23/00. Joined Chargers off waivers from Miami 8/25/97. Was waived by the Dolphins 8/24/97. Was Miami's fifth round draft choice (158th overall) in the 1995 NFL Draft.

HONORS — 2000: Football Digest Second Team All-Pro. 1999: Chargers Co-Lineman of the Year (teammates). 1998: Chargers Lineman of the Year (teammates), AFC Defensive Player of the Week, Week 7.

2000 — Played and started 15 games and two playoff games on the season, all at LDT...Recorded career-high 58 tackles (38 solo), three sacks for -21 yards, one pass defended, and one forced fumble...tied a career-high with eight tackles (four solo) vs. Philadelphia, 9/24...also had one forced fumble...had four solo tackles, one assisted tackle, and one sack for -8 yards at Atlanta, 10/22...had five solo tackles, one assisted tackle, and one sack for -6 yards at Carolina, 11/12...tied career high in tackles with eight again (four solo) vs. Oakland, 11/19...had to leave game temporarily in third quarter at St. Louis, 11/26 with plantar fascia injury in left foot...left game with sprained foot, 12/3, vs. Denver...was declared inactive due to foot injury, vs. San Francisco, 12/10...recorded nine tackles (five solo) and one pass defended in both playoff games. 1999 — Played and started 14 games on the season, all at LDT...was inactive for two...finished the year ranked third on the team with career-high 55 tackles (41 solo)...also post-

ed four sacks (17.5 yards) and three pass defenses, sharing team Co-Lineman of the year honors...Hand's tackle total was first among the Chargers' linemen...had six tackles and two shared sacks in game 15 vs. Oakland, 12/26...six tackles vs. Green Bay, 10/24 and at Kansas City, 10/31...had a season-best and career-high seven tackles and a sack against Seattle, 10/17...recorded his first sack of the season, at Detroit, 10/10, to go along with five tackles...in week 14 at Miami, 12/19, recorded his third sack of the season, three tackles and a pass defended. 1998 — Hand exploded to prominence while starting all 16 games in 1998, having what many thought was a Pro Bowl-caliber season for NFL's top-ranked defense...in addition to leading Chargers with career-high six sacks, Hand also set career-highs with 49 tackles, two interceptions, one forced fumble and eight passes defended...teammates honored Hand by naming him Lineman of Year in 1998...named AFC Defensive Player of week 7 for his effort against Philadelphia when he returned his first-career interception 17 yards to set up Chargers score while adding one sack, five tackles and two passes defended in 13-10 win over Eagles...second interception of season came game 14 at Seattle 12/13, which he returned 30 yards...led Chargers with career-high three sacks for career-best 22 yards as San Diego's defense held Oakland to two first downs, 159 total yards and just 18 yards rushing game 6 at Oakland, 10/11...Hand's 49 tackles ranked sixth on team and second among defensive linemen. 1997 — Claimed



SAINTS VETERANS



by Chargers off waivers from Miami Dolphins 8/25 just prior to season opener...started one game and played in 15 in 1997...started game 2 at New Orleans, 9/7...finished season with 19 tackles and one sack...had season-high three tackles in game 2 at New Orleans, 9/7 and game 3 vs. Carolina, 9/14...sack came in game 5 vs. Baltimore, 9/28. 1996 — Played in nine games with Miami...finished season with six tackles, one-half sack and fumble recovery...inactive for games, including first three for Dolphins...made NFL debut in reserve role at Indianapolis, 9/23...had one tackle and one-half sack (shared with Trace Armstrong) of Buffalo quarterback Jim Kelly at Buffalo, 10/13...recovered fumble on final play of game following Daniel Stubbs sack of Jim Kelly to preserve Miami's 16-14 victory at Buffalo, 12/16. 1995 — Inactive for all 16 regular-season games and one postseason contest with Miami as rookie in 1995...originally came to NFL as Miami's fifth-round draft choice and 158th player chosen overall in 1995 NFL Draft.

COLLEGE — Two-year starter at Mississippi...trans-

ferred from Itawamba (Miss.) CC...started every game at left defensive tackle as senior...named second-team All-Southeastern Conference...recorded 61 tackles, 3.5 sacks, three tackles for loss, one interception and one fumble recovery...played in all 11 games with nine starts as junior...two-year starter at Itawamba...recorded 135 tackles, three fumble recoveries, four forced fumbles, 33 tackles for loss and 18 sacks...earned All-State honors as sophomore.


PERSONAL — Earned three letters in football and also played baseball at Walterboro High School in Walterboro, SC...honorable mention All-America by Parade and USA Today as senior...selected as South Carolina High School Defensive Lineman of Year as senior...caught 25 passes for 526 yards while playing tight end as junior...Norman and his former Chargers teammate Terrance Shaw finished first at NFL Arm Wrestling Championships in 1999...majored in criminal justice...Norman and his wife, Tammy, have a son, Norman Derrell, Jr., and a daughter, Alexis Ariel...Norman L. Hand...born Sept. 4, 1972 in Queens, N.Y.

		Career Statistics: Norman Hand									
Year	Team	GP/GS	S	A	TT	Sk.-Yds.	Int.-Yds.-LG	PD	FF	FR	
1995	Miami	0/0	0	0	0	0-0	0-0-0	0	0	0	
1996	Miami	9/0	4	2	6	0-5-5	0-0-0	0	0	1	
1997	San Diego	15/1	16	3	19	1-4	0-0-0	0	0	0	
1998	San Diego	16/16	42	7	49	6-35	2-47-30	8	1	0	
1999	San Diego	14/14	41	14	55	4-17-5	0-0-0	3	0	0	
2000	New Orleans	15/15	43	22	65	3-21	0-0-0	1	1	0	
Totals		69/46	146	48	194	14.5-82.5	2-47-30	12	2	1	
Saints Totals		15/15	43	22	65	3-21	0-0-0	1	1	0	

CAREER HIGHS: Tackles — 8 (2x), vs. Oakland (11/19/00) & vs. Philadelphia (9/24/00); Sacks — 3, at Oakland (10/11/98); Interceptions — 1 (2x), vs. Philadelphia (10/18/98) & at Seattle (12/13/98); Int. Ret for TD — 0; Forced Fumbles — 1 (2x), last time vs. Philadelphia (9/24/00); Fumble Recoveries — 1, at Buffalo (12/16/96).

POSTSEASON STATISTICS

Year	Team	GP/GS	S	A	TT	Sk.-Yds.	Int.-Yds.-LG	PD	FF	FR
2000	New Orleans	2/2	5	4	9	0-0	0-0-0	1	0	0
Totals		2/2	5	4	9	0-0	0-0-0	1	0	0



DERRICK HARRIS

Fullback

Ht: 6-0 Wt: 252 Birthdate: 9-18-72
College: Miami
Joined Saints: FA-01
NFL Experience: 4th Season

32

PRO — Signed by the Saints as a free agent to provide depth at fullback. Career totals include 20 starts in 28 games, 16 carries for 39 yards and 16 receptions for 74 yards and two touchdowns. At 252 pounds, Harris gives the Saints a punishing blocker at fullback. Talented athlete who had stints at TE and LB in college, before settling on fullback as senior.

CAREER TRANSACTIONS — Signed by the Saints 4/4/01. Waived by the Chargers 9/7/00. Signed by the San Diego Chargers 1/18/00. Released by the St. Louis Rams 9/13/99. Originally entered NFL as St. Louis' sixth-round draft choice and 175th player chosen overall in 1996 NFL Draft.

2000 — Was inactive for one game in 2000 for San Diego before being waived 9/7...spent the remainder of the season out of football. 1999 — Played in one game (9/12 vs. Baltimore) for the St. Louis Rams...released on 9/13 and spent rest of season out of football. 1998 — Played in all 16 games with 14 starts at FB for Rams...set career highs in rushing with 13 carries for 57 yards and two TDs...earned offensive Rams' Attitude Award as voted by coaches...five carries for eight yards and two receptions for 12 yards and first NFL TD catch vs. N.Y. Jets, 10/11. 1997 — Inactive for 15 games...dressed, but did not play vs. Chicago, 12/14. 1996 — Played in 11 games with six starts...rushed three times for five yards and



SAINTS VETERANS

caught four passes for 17 yards...made his first NFL start in season opener against Cincinnati, 9/1.

COLLEGE — Played three different positions (FB, TE, LB) during first three years of collegiate career at University of Miami...moved to FB as senior...rushed for career-high 101 yards on 26 carries as sophomore...made six tackles at MLB during freshman year.


PERSONAL — Attended Angleton (Texas) HS from 1988-90 before transferring to Willowridge (Missouri)

Career Statistics: Derrick Harris

Year	Team	GP/GS	No.	Yds.	Avg.	LG	TD	RECEIVING			
								No.	Yds.	Avg.	LG
1996	St. Louis	11/6	3	5	1.7	3	0	4	17	4.3	8
1997	St. Louis	0/0	0	0	0.0	0	0	0	0	0.0	0
1998	St. Louis	16/14	13	34	2.6	15	0	12	57	4.8	8
1999	St. Louis	1/0	0	0	0.0	0	0	0	0	0.0	0
2000	San Diego	0/0	0	0	0.0	0	0	0	0	0.0	0
Totals		28/20	16	39	2.4	15	0	16	74	4.6	16

CAREER HIGHS: Rushes — 5, vs. N.Y. Jets (10/11/98); Rushing Yards — 15, at Buffalo (9/20/98); Rushing TDs — 0; Receptions — 4, at Chicago (11/8/98); Receiving Yards — 22, at Chicago (11/8/98); Long Reception — 8 (2x), last time at Chicago (11/8/98); Receiving TDs — 1 (2x), last time at Carolina (12/20/98).

City, Texas) HS for final two years (1990-91)...lettered in football, baseball, track and basketball...helped organize Coat and Blanket Blitz, which collected hundreds of coats and blankets for American Red Cross in St. Louis...Derrick and his wife, Tara, live in Houston, with their two sons, Keraun and Michael, and two daughters, Kristan and Sydney...Sidney Derrick Harris...born Sept. 28, 1972, in Angleton, Texas.



MICHAEL HAWTHORNE

Cornerback

Ht: 6-3 Wt: 196 Birthdate: 1-26-77

College: Purdue

Joined Saints: D6b-00

NFL Experience: 2nd Season

36

PRO — A big cornerback with excellent coverage ability and speed. Primarily used on special teams and in nickel and dime defensive packages during his rookie season. Is expected to challenge for a starting spot in 2001.

CAREER TRANSACTIONS — Was selected by the Saints with their second pick in the sixth round of the 2000 NFL Draft (195th overall) with a choice that was acquired from the Indianapolis Colts along with the 158th pick (Austin Wheatley) in exchange for the 138th choice which the Saints originally held.

2000 — Participated in 11 games for the Saints, starting in dime packages at Carolina, 11/12...saw extensive action on special teams...saw action in both play-off games, and also started NFC Divisional Playoff in dime package...posted eight solo tackles, three assisted tackles and two pass defenses in post-season...excelled on special teams, recording 10 tackles and one fumble recovery...declared inactive for games 2-3, and 4-7 (ankle sprain)...one assisted special teams tackle and one special teams forced fumble at Arizona, 10/29...started at CB in dime package at Carolina, 11/12, and recorded a season-high four tackles (three solo), and one pass defense...left game after first play with high ankle sprain vs. Oakland, 11/19...had two solo tackles, one assisted tackle, and two special teams tackles at St. Louis, 11/26...had two defensive tackles and a team-high four special teams tackles (two solo) vs. St. Louis, 12/24.

COLLEGE — Started in 23 of 33 games at Purdue University (1996-99) and compiled 104 total tackles...had four interceptions...played in eight regular season games as a senior in 1999, including seven starts...missed final three regular-season games with hamstring injury...tied for third in Big Ten with three fumbles forced...second on team with six pass breakups...recorded 21 tackles, including 12 solo and two for a loss...had a sack against Northwestern on 9/25/99...had a stellar game in Outback Bowl against Georgia, recording nine tackles (six solo), and two pass defenses...started first four games in 1998 before suffering season-ending back injury at Notre Dame, 9/26...had 22 tackles, two interceptions, three pass breakups and one forced fumble...had five tackles, one interception and two pass breakups at Southern California, 8/30...intercepted a pass in the end zone and returned it 65 yards before pitching to Billy Gustin for a touchdown against Central Florida on 9/19...started all 12 games at cornerback in 1997...ranked seventh on team with 58 tackles (31 solo)...intercepted a pair of passes and



SAINTS VETERANS



returned them for 45 yards...broke up a team-leading seven passes, forced one fumble, and blocked one kick...had career-high eight tackles against Michigan State 11/8...played in nine games and had three solo tackles as a redshirt freshman in 1996...redshirted as a freshman in 1995.

PERSONAL — Two-year starter at Booker (Sarasota, Fla.) HS...as senior had 13 catches for 242 yards with

five touchdowns and 63 tackles, six interceptions and nine pass breakups...third-team all-state, first team all area and first team all-district as a defensive back, ...Sarasota Herald-Tribune all-area as a free safety...team won district championship...MVP of his basketball team...earned a bachelor's degree in engineering graphic design and management...enjoys fishing and hunting as hobbies...Michael Seneca Hawthorne...born Jan. 26, 1977.

Career Statistics: Michael Hawthorne

Year	Team	GP/GS	S	A	TT	Sk.-Yds.	Int.-Yds.-LG	PD	FF	FR
2000	New Orleans	11/1	8	3	11	0-0	0-0-0	2	0	0
Totals		11/1	8	3	11	0-0	0-0-0	2	0	0

ADDITIONAL STATS: Special Teams Tackles — (2000, 10) Total: 10

CAREER HIGHS: Tackles — 4, at Carolina (11/12/00); Sacks — 0; Interceptions — 0; Int. Ret for TD — 0; Forced Fumbles — 0; Fumble Recoveries — 0.

POSTSEASON STATISTICS

Year	Team	GP/GS	S	A	TT	Sk.-Yds.	Int.-Yds.-LG	PD	FF	FR
2000	New Orleans	2/1	2	0	2	0-0	0-0-0	0	0	0
Totals		2/2	2	0	2	0-0	0-0-0	0	0	0

ADDITIONAL STATS: Special Teams Tackles — (2000, 1) Total: 1

CAREER HIGHS: Tackles — 2 at Minnesota (1/6/01); Sacks — 0; Interceptions — 0; Int. Ret for TD — 0; Forced Fumbles — 0; Fumble Recoveries — 0.



JOE HORN

Wide Receiver

Ht: 6-1 Wt: 206 Birthdate: 1-16-72

College: Itawamba (Miss.) J.C.

Joined Saints: UFA-00 (KC)

NFL Experience: 6th Season

87

PRO — Standout receiver had a breakthrough season in 2000 when given opportunity to start, culminating in Pro Bowl selection. Broke several single season team receiving records.

CAREER TRANSACTIONS — Was signed by the Saints as an unrestricted free agent, 2/13/00, marking the second free agent signing of the 2000 Saints. Originally was a fifth-round draft choice (135th overall) of the Kansas City Chiefs in the 1996 NFL Draft.


HONORS — 2000: Pro Bowl, Saints Offensive Player of the Year (vote by teammates), All-Madden

2000 — Had the finest season ever for a Saints wide receiver, finishing with 94 receptions for 1,340 yards (14.3 avg., 52 long) and eight TDs...reception total was fourth in the NFC and yardage total was fifth in the conference...eclipsed Eric Martin's prior receiving records in both categories (85 receptions - 1988, 1090 yards - 1989)...tied for second in team history in TD receptions...led or shared team lead in receiving in 13 games and led team in receiving yards in 12 games...the only offensive player, excluding linemen, to start all 16 regular season games...tied for first in the NFC with 31 third-down receptions...made 63 first downs on his 94 catches, third among NFC receivers...opened the season with a then career-high five receptions for 58 yards vs. Detroit, 9/10...broke all his receiving records the next game, hauling in 12 passes for 116 yards and TD receptions of six and

eight yards...had four receptions for 78 yards with TDs for 47 and 4 yards, tying his career high in the latter area at Chicago, 10/8...had breakout game vs. San Francisco, 11/5, recording ten receptions for a career-high 180 yards and one TD...this was the third-highest receiving yard day in Saints history and the ninth-best in the NFL in 2000...led team with seven receptions for 77 yards in victory at St. Louis, 11/26...went over the 1,000 yard receiving mark with his 10-reception, 170-yard performance vs. Denver, 12/3...on 12/10 at San Francisco, had five catches for 105 yards, setting the Saints record for yards in a season (1,164) and tied Quinn Early for 2nd place in receptions (82)...shattered several records with his seven receptions, 116-yard performance vs. Atlanta, 12/17:broke Eric Martin's record for receptions in a season (89), tied Martin's record for most 100 yard games in a season, and became the first Saints player to have three consecutive 100-yard receiving games...started NFL Wild Card Playoff game vs. St. Louis, 12/30, and left game in first quarter with right ankle sprain...was declared inactive in NFC Divisional Playoff at Minnesota, 1/6/01, due to right ankle sprain. **1999** — Saw duty at WR and action on special teams in 16 games (one start), ranked third on the team, recording career highs with 35 catches for 586 yards and a career-best six TDs after producing just 18 catches for 293 yards and 1 TD in his first 3 seasons...ranked second on the club with nine catches of 20 or more yards...also produced two rushes for 15 yards...tallied eight special teams tackles (four on



SAINTS VETERANS



kickoff coverage and four on punt coverage) while downing three punts inside the 20...also returned nine kickoffs for 165 yards and one punt for 18 yards...had two catches for 35 yards, including a 25-yard TD catch vs. Detroit, 10/3...also produced one special teams tackle and downed two punts inside the 20-yard line, pinning one at Detroit's

10-yard line and another on the seven-yard line...tallied two catches for 41 yards, including a 31-yard TD at San Diego, 10/3...also recorded two tackles on special teams and downed a Daniel Pope punt on the Chargers two-yard line...set a career high with four catches for 75 yards vs. New England, 10/10, with a 32-yard reception...caught one pass for 17 yards and made two special teams tackles at Baltimore, 10/21...produced a team-high three receptions for 26 yards and a TD vs. San Diego, 10/31 and collected one special teams tackle...made his lone start of the season at WR, producing two catches for 20 yards at Indianapolis, 11/7...also returned kickoffs, replacing an injured Tamarick Vanover, posting single game career highs with 131 yards on six returns (21.8 average)...saw reserve duty at WR, recording three catches for a team-high 63 yards at Tampa Bay, 11/14, including a 50-yard TD reception...tallied two receptions for a team-high 36 yards at Denver, 12/5 and recorded one rush for six yards on a reverse...posted four receptions for a team-high 65 yards vs. Minnesota, 12/12...made one catch for 23 yards and one rush for nine yards vs. Pittsburgh, 12/18...also made two special teams tackles and returned one punt for 18 yards...posted three catches for a career-high 92 yards at Seattle, 12/26, including a career-long 76-yard reception for a TD...recorded four catches for 62 yards and a TD vs. Oakland, 1/2/00 and returned three kickoffs for 34 yards after Vanover left the game with a sprained ankle. 1998 - Saw action at wide receiver and on special teams in all 16 games with one stat...caught 14 passes for 198 yards (14.1 avg.) with one TD...finished tied for fourth on the squad with 11 special teams tackles...had 11 kickoff returns for 233 yards as well...nabbed two passes for 15 yards vs. Oakland, 9/6, and also recovered a fumble on special teams...returned the first three kickoffs of his career for 66 yards at Jacksonville, 9/13 and added a pair of receptions for 29 yards...snared two receptions for a career-high 68 yards, including a career-long 57-yard bomb from Rich Gannon at Philadelphia, 9/27...lined up at WR for his first career start vs. Pittsburgh, 10/26...had a 95-yard kickoff return for a touchdown nullified because of a penalty, but rebounded with a career-long 37 yard KO runback later in the game...had three kick returns for 60 yards vs. the N.Y. Jets, 11/1, and returned four kicks for 70 yards at Seattle, 11/8...hauled in one pass for 17 yards vs. Arizona, 11/29...caught two passes for 34

yards, including his first career TD on a 26-yard pass from Gannon at Denver, 12/6. 1997 - Active for eight games, seeing special teams duty in all those contests and taking snaps at wide receiver in seven of those games...was also listed as the club's sixth cornerback for much of the season, but did not see any game action at that position...inactive for the season's first four weeks before cracking the lineup on special teams vs. Seattle, 9/28...on the inactive list the following four games before seeing action on both offense and special teams in the season's final seven contests...had two catches for 65 yards on the year, a 47-yard catch at Jacksonville, 11/9 and an 18-yard grab vs. Denver, 11/16...tied for seventh on the club with six special teams tackles (all solo)...made one of the biggest special teams plays of the year with the Chiefs clinging to a 17-14 lead in the fourth quarter at Seattle, 11/23...blocked a Kyle Richardson punt out of the end zone for a safety in Kansas City's 19-14 win...caught a 50-yard bomb from Elvis Grbac in the club's playoff contest vs. Denver, 1/4/98. 1996 - Saw action in nine games on special teams and took snaps on offense in six contests...finished the year with two catches for 30 yards with a long of 21...posted three tackles on special teams...saw his first action on special teams at Seattle, 9/15 and made a touchdown-saving tackle of Steve Broussard on an 86-yard kickoff return...the Chiefs defense held and did not allow the Seahawks to score on that drive...initial NFL duty at receiver came vs. Seattle, 10/17...first reception with the Chiefs was a nine-yard grab at Denver, 10/27...caught one pass for 21 yards vs. Green Bay, 11/10...had one carry for seven yards on an end around vs. Chicago, 11/17. **Canadian Football League (1994-95)** - Started 17 games for the CFL's Memphis Mad Dogs in '95...ranked fifth in the CFL in receiving yardage and led his club with 71 catches for 1,414 yards (19.9 avg.) and five TDs...that average of 19.9 yards per catch led all CFL receivers with 35 or more catches...his 71 receptions were the fourth-highest total for a first-year player in the history of the CFL...while his yardage total was the third-best mark ever for a CFL rookie...was nominated for CFL Rookie of the Year accolades and was a member of the CFL South Division All-Star team...also returned two kickoffs for 17 yards...posted six 100-yard receiving days in '95...in his first pro game, he caught seven passes for 131 yards with one TD at Calgary, 6/29...best outing of the season came at Shreveport, 9/3 when he hauled in five passes for 143 yards, including a 90-yard TD bomb from quarterback Rickey Foggie on the Mad Dogs first play from scrimmage...hauled in five receptions for 132 yards vs. Saskatchewan, 7/14...led all receivers in the club's outing vs. Baltimore, 8/12, grabbing seven passes for 118...quarterback at Memphis for most of the season was Damon Allen, the younger brother of former Chiefs running back Marcus Allen.

COLLEGE - Played two seasons (1991-92) as a wide receiver at Itawamba (Miss.) JC...racked up 54 catches for 878 yards (16.3 avg.) and seven TDs during his two seasons at Itawamba...also handled punt and kickoff returns.

SAINTS VETERANS



PERSONAL - Was out of football in 1993...spent the year washing dishes and working in a furniture factory to support his family...a standout wide receiver, quarterback, running back and defensive back at Douglas Byrd (Fayetteville, N.C.) HS...ran the 100

meters in 10.39 as a member of the track team...also lettered in basketball...Joseph Horn...he and his wife, Lachesha, have a daughter, Jhia, and a son, Joseph...Joseph Horn...born Jan. 16, 1972.

Career Statistics: Joe Horn

RECEIVING							RUSHING						
Year	Team	GP/GS	No.	Yds.	Avg.	LG	TD	No.	Yds.	Avg.	LG	TD	
1996	Kansas City	9/0	2	30	15.0	21	0	1	7	7.0	7	0	
1997	Kansas City	8/0	2	65	32.5	47	0	0	0	0.0	0	0	
1998	Kansas City	16/1	14	198	14.1	57	1	0	0	0.0	0	0	
1999	Kansas City	16/1	35	586	16.7	76	6	2	15	7.5	9	0	
2000	New Orleans	16/16	94	1340	14.3	52	8	6	10	1.7	16	0	
Totals		65/18	147	2219	15.1	76	15	9	32	3.6	16	0	
Saints Totals		16/16	94	1340	14.3	52	8	6	10	1.7	16	0	

KICKOFF RETURNS							PUNT RETURNS						
Year	Team	No.	Yds.	Avg.	LG	TD	No.	Yds.	Avg.	LG	TD		
1996	Kansas City	0	0	0.0	0	0	0	0	0.0	0	0		
1997	Kansas City	0	0	0.0	0	0	0	0	0.0	0	0		
1998	Kansas City	11	233	21.2	37	0	1	6	6.0	6	0		
1999	Kansas City	9	165	18.3	28	0	1	18	18.0	18	0		
2000	New Orleans	0	0	0.0	0	0	0	0	0.0	0	0		
Totals		20	398	19.9	37	0	2	24	12.0	18	0		
Saints Totals		0	0	0.0	0	0	0	0	0.0	0	0		

ADDITIONAL STATS: Special Teams Tackles - (1996, 3); (1997, 6); (1998, 10); (1999, 10) **Total: 27; Blocked Punts** - (1997, 1) **Total: 1.**

CAREER HIGHS: Receptions - 12, at San Diego (9/10/00); **Receiving Yards** - 180, vs. San Francisco (11/5/00); **Long Reception** - 76, at Seattle (12/26/99); **Receiving TDs** - 2 (2x), at San Diego (9/10/00) & at Chicago (10/8/00); **Rushes** - 1 (9x), last time vs. Atlanta (12/17/00); **Rushing Yards** - 16, at Arizona (10/29/00); **Long Rush** - 16, at Arizona (10/29/00); **Rushing TDs** - 0; **Kickoff Returns** - 6, at Indianapolis (11/7/99); **Kickoff Return Yards** - 131, at Indianapolis (11/7/99); **Long Kickoff Return** - 37, vs. Pittsburgh (10/26/98); **Kickoff Returned for TD** - 0; **Punt Returns** - 1 (2x), vs. Oakland (9/6/98) & vs. Pittsburgh (12/18/99); **Punt Return Yards** - 18, vs. Pittsburgh (12/18/99); **Long Punt Return** - 18, vs. Pittsburgh (12/18/99); **Punt Returned for TD** - 0.

POSTSEASON STATISTICS

RECEIVING							RUSHING						
Year	Team	GP/GS	No.	Yds.	Avg.	LG	TD	No.	Yds.	Avg.	LG	TD	
1997	Kansas City	1/0	1	50	50.0	50	0	0	0	0.0	0	0	
2000	New Orleans	1/1	0	0	0.0	0	0	0	0	0.0	0	0	
Totals		2/1	1	50	50.0	50	0	0	0	0.0	0	0	
Saints Totals		1/1	0	0	0.0	0	0	0	0	0.0	0	0	

CAREER HIGHS: Receptions - 1, vs. Denver (1/4/98); **Receiving Yards** - 50, vs. Denver (1/4/98); **Long Reception** - 50, vs. Denver (1/4/98); **Receiving TDs** - 0.



KEVIN HOUSER

Fullback

Ht: 6-2 Wt: 250 Birthdate: 8-23-77

College: Ohio State

Joined Saints: D7-00

NFL Experience: 2nd Season

47

PRO - 2000 seventh round draft choice of the Saints aptly filled all long snapping chores in his rookie season. Seventh-round pick in 2000 fills valuable roll as long snapper and also serves as backup FB.

2000 - Appeared in all 16 regular season games and both playoff games his rookie season in long snapping duties, snapping for all punts and placements...also had three special teams tackles (two solo).

CAREER TRANSACTIONS - Was originally drafted by the Saints in the seventh round (228th overall) in the 2000 NFL Draft.

COLLEGE - Handled long snapping duties for the Buckeyes from 1996-99, while also seeing action at tight end and on special teams...made six receptions



SAINTS VETERANS


for 55 yards in 12 games with two touchdown catches as a senior in 1999...played in all 12 games as a long snapper on special teams and also as a blocking TE as a junior in 1998...caught his first collegiate pass, a 10-yard reception in a win over Indiana...recorded seven special teams tackles, including six solo stops...played in all 13 games as both a long snapper for all punts and placements and also saw action as a reserve TE as a sophomore in 1997...recorded four special teams tackles...was given the chance to redshirt as a true freshman in 1996, but rejected it, preferring instead to play on the same team as his brother, Bob, who was a senior...played in 11 games for the Rose Bowl champion as a long snapper.

PERSONAL — Played both TE and DE at Westlake

Career Statistics: Kevin Houser

Games Played/Started: (2000, 16/0). Total: 16/0.
Postseason Games Played/Started: (2000, 2/0). Total: 2/0.
ADDITIONAL STATS: Special Teams Tackles — (2000, 3) Total: 3.

(Ohio) HS...38 catches and 273 tackles during his career...lettered in track and basketball...finance major...was the third member of his family to play football at Ohio State, following his father, Tom (1969-72) and his brother Bob (1993-96)...married (Kristen)...born Aug. 23, 1977.



DARREN HOWARD

Defensive End

Ht: 6-3 Wt: 281 Birthdate: 11-19-76
College: Kansas State
Joined Saints: D2-00
NFL Experience: 2nd Season

93

PRO — Young defensive end made a major impact on the Saints defense. Broke Renaldo Turnbull's previous record for sacks by a rookie (9-1990) with his 11-sack performance. Also led all NFL rookies in sacks and was named to several All-Rookie teams. Dynamic lineman who excels in backside pursuit. Accelerates quickly out of a cut and is an explosive tackler. Uses his hands well to jolt blockers upright. Chases down the line and shows superb lateral agility. Has the powerful inside charge to easily beat his man into the backfield.

CAREER TRANSACTIONS — Was drafted by the Saints in the second round of the 2000 NFL Draft, with the 33rd overall pick.

HONORS — 2000: Pro Football Weekly All-Rookie Team, Football News All-Rookie Team, Football Digest Top 16 Rookies (No. 7).

2000 — Finished third on the team with a Saints rookie record 11 sacks for -62 yards, 53 tackles (32 solo), one interception for 46 yards, nine passes defended, two forced fumbles, and two fumble recoveries...started all 16 games at LDE and both playoff games...was named NFL Defensive Rookie of the Month for September after compiling 14 tackles (six solo), three sacks for -18 yards, one forced fumble, and two passes defended...made first forced fumble of his career at the New Orleans 39 yard line, stopping a Lion scoring drive, vs. Detroit, 9/3...got his first two NFL sacks at San Diego, 9/10...made sacks in three consecutive games: 9/24, vs. Philadelphia (Donovan McNabb); at

Chicago, 10/8 (Cade McNown); vs. Carolina, 10/15 (Steve Beuerlein-2)...had first fumble recovery at Arizona, 10/29...had one solo tackle, five assisted tackles, one pass defense, and first career interception return for 46 yards, which he fumbled at the one-yard line, narrowly missing a touchdown at Carolina, 11/12...set a career high in tackles...had three solo tackles, two assisted tackles, one sack for -8 yards, and one pass defended vs. Oakland, 11/19...had three solo tackles, one assisted tackle, one sack for five yards, two pass defenses and one fumble recovery in victory at St. Louis, 11/26...had two solo tackles and one sack for nine yards vs. Denver, 12/3, tying Turnbull's rookie record for sacks...in the process...broke Turnbull's record following week at San Francisco, 12/10 with one sack for nine yards...had sack in his sixth consecutive game the following week vs. Atlanta, 10/22, when he dropped Chris Chandler for a five-yard loss...tied his career high in tackles with six (four solo) vs. St. Louis, 12/24...started both playoff games and recorded four tackles (three solo).

COLLEGE — Established a school record 29.5 sacks in his four-year career at Kansas State, while his 54 tackles behind the line of scrimmage rank second on the Wildcat all-time record chart...All-American third team and All-Big Twelve Conference first team selection by Sportspage.com as a senior in 1999...manned the strongside defensive end position, recording 53 tackles (36 solo) with 5.5 sacks for -40 yards, 14 stops for -65 yards and 15 quarterback pressures...recovered a fumble and forced six others...despite playing


SAINTS VETERANS



on the defensive line, he finished third on the team with nine pass deflections...also had a pair of interceptions for 35 yards in returns...first-team All-Big 12 Conference selection by the league's coaches, the Associated Press and Kansas City Star in 1998...team's Co-Defensive MVP...started the first ten games at strongside end before moving inside to tackle for the final two contests...recorded 51 tackles (33 solos) as he led the conference with 10.5 sacks for minus 74 yards...consensus All-Big 12 Conference second-team choice as a sophomore in 1997...started all year at strongside end, recording 58 tackles (29 solo)...ranked 11th in the nation with 11 sacks for -68 yards, one half sack shy of the school-season record...recovered three fumbles and forced two...against Oklahoma, was named National Defensive Player of the Week by the Sports Network as he had a season-high ten tackles with a sack, a pair of fumble recoveries, including one which he forced and two pass deflections...against Texas Tech, had another ten-tackle performance with a nine yard sack, a pass breakup, and a forced fumble...In the Fiesta Bowl against Syracuse, had four tackles, sacked QB Donovan McNabb for a 17-yard loss, and

had posted one pass defense...appeared in the final nine games of his redshirt freshman year, recording 29 tackles (16 solo) with 2.5 sacks for -21 yards...redshirted as a freshman in 1995.

PERSONAL — All-Suncoast, all-county and all-city selection at Boca Ciega (St. Petersburg, Fla.) HS...added Blue Chip Illustrated All-American and Florida Top 50 honors...recorded 76 tackles (42 solo) as an outside linebacker and rushed for 520 yards on 59 carries as well as a running back to pick up Super Prep Florida Top 75 accolades...also competed as a tight end...lettered in basketball, leading the team to the 1994 Florida state championship...social science major...born 11/19/76 in St. Petersburg, Fla.



Career Statistics: Darren Howard

Year	Team	GP/GS	S	A	TT	Sk.-Yds.	Int.-Yds.-LG	PD	FF	FR
2000	New Orleans	16/16	32	21	53	11-62	1-46-46	9	2	2
Totals		16/16	32	21	53	11-62	1-46-46	9	2	2

CAREER HIGHS: Tackles — 6 (2x), at Carolina (11/12/00) & vs. St. Louis (12/24/00); Sacks — 2 (2x), at San Diego (9/10/00) & vs. Carolina (10/15/00); Interceptions — 1, at Carolina (11/12/00); Int. Ret for TD — 0; Forced Fumbles — 1 (2x), vs. Detroit (9/3/00) & vs. San Francisco (11/5/00); Fumble Recoveries — 1 (2x), at Arizona (10/29/00) & at St. Louis (11/26/00).

POSTSEASON STATISTICS

Year	Team	GP/GS	S	A	TT	Sk.-Yds.	Int.-Yds.-LG	PD	FF	FR
2000	New Orleans	2/2	3	1	4	0-0	0-0-0	0	0	0
Totals		2/2	3	1	4	0-0	0-0-0	0	0	0

CAREER HIGHS: Tackles — 2 (2x), vs. St. Louis (12/30/00) & at Minnesota (1/6/01); Sacks — 0; Interceptions — 0; Int. Ret for TD — 0; Forced Fumbles — 0; Fumble Recoveries — 0.



STEVE ISRAEL

Cornerback

Ht: 5-11 Wt: 197 Birthdate: 3-16-69
College: Pittsburgh
Joined Saints: UFA-00 (NE)
NFL Experience: 10th Season

21

PRO — Speedy cover corner will look to earn starting role after missing entire 2000 season after suffering fractured left leg and injured ankle in preseason opener.

CAREER TRANSACTIONS — Was placed on reserve/injured (leg), 8/7/00. Signed with the Saints, 4/19/00. Signed by New England, 3/24/97. Signed by the San Francisco 49ers, 10/3/95. Released by the Green Bay Packers, 8/25/95. Picked up on waivers by the Packers, 8/7/95. Waived by the Rams 8/6/95. Was originally drafted by the Los Angeles Rams in the second round (30th overall) in the 1992 NFL Draft.

2000 — Missed entire season after suffering left leg fracture and injured ankle in team's opening exhibition

at N.Y. Jets, 7/29...was placed on injured reserve, 8/7. 1999 — Started the first 13 games of the season at RCB and helped the Patriots to reach their highest defensive ranking (eighth overall, seventh against the pass) since 1988...his 13 starts were the most of his career, one more than his previous high of 12 in 1993...suffered a left ankle sprain, which sidelined him for the final three games of the season...recorded career-highs with 56 tackles, including 48 solo stops and one sack...also filled in on special teams and was credited with five tackles...finished third on the team with 11 pass defenses...forced one fumble and was credited with two recoveries...at N.Y. Jets, 9/12, opened the season by contributing to the Patriots' come-from-behind victory, sacking reserve QB Tom Tupa and forcing a fumble on the play, which was



SAINTS VETERANS

recovered by Willie McGinest in the end zone for a touchdown...ended a Jet scoring threat when he intercepted a Rick Mirer pass at the Patriots 2-yard line in the fourth quarter...it was his fifth career interception, his fourth as a Patriot and was the first time in his career that he recorded both an interception and a sack in a single game...vs. Indianapolis, 9/19, recorded five tackles and posted a season high with three pass defenses...vs. N.Y. Giants, 9/26, registered a season high with seven total tackles including six solo stops...recovered a fumble at the Patriots' 33-yard line to end a potential Dolphins scoring drive before the half at Miami, 11/21...at Buffalo, 11/28, recovered a Jonathan Linton fumble on the first play of the second half...it was his second fumble recovery in as many weeks. **1998** — Started seven of 11 games at right corner for the Patriots after missing the first five weeks of the season rehabilitating a knee injury...he posted career highs in total tackles (41), sacks (2), interceptions (3) and tied a career-high with 12 pass defenses...saw his first action of the season in week 6 vs. the N.Y. Jets, 10/19, and posted three solo stops...dropped Chris Chandler for a two-yard loss vs. Atlanta, 11/8...made his first start for the Patriots and his first NFL start in over two years when he took over the right corner position the following week at Buffalo, 11/15 and was credited with four tackles...posted five tackles the following week vs. Miami, 11/23 and picked off a Dan Marino pass, his first of the season...his second interception of the year came off a Kordell Stewart pass at the Patriots 6-yard line in the fourth quarter to secure a 23-9 victory over the Steelers, 12/6...he posted a season high with six tackles and intercepted his third pass of the season at St. Louis, 12/13...logged another six-tackle effort the following week vs. San Francisco, 12/20, including a 10-yard sack on Steve Young. **1997** — A torn patella tendon in his left knee, suffered during training camp, sidelined him for most of the season...he returned in time to help the Patriots during the final month...he saw limited playing time in just five games and finished the season with nine tackles, including a sack...he batted down two passes, forced a fumble and was credited with a special teams tackle...he saw his first action of the season as a nickel back vs. the N.Y. Jets, 9/14 after missing the entire preseason and the first two regular season games...listed among the Patriots inactives for the next eight games...dressed, but did not play vs. Miami, 11/23, but did not play...appeared in just his second game of the season in week 14 vs. Indianapolis, 11/30...sacked Jacksonville quarterback Mark Brunell and forced a fumble in a 26-20 victory over the Jaguars, 12/7, the first sack and forced fumble of his career...recorded three tackles for the second straight week vs. Pittsburgh, 12/13...batted down a pass in each of his final four



games, including both playoff games...intercepted his first pass as a Patriot in the divisional playoff game at Pittsburgh, 1/3/98, with a diving grab just inches off the turf, marking his first postseason interception. **1996** — Israel saw extensive playing time as the 49ers' nickel back and finished the season with a then-career-high 40 tackles (36 solo)...knocked away seven passes and grabbed his first career interception...listed among the 49ers inactives at Houston, 10/27 and at New Orleans, 11/3 due to injury...recorded three solo stops and recovered a fumble vs. Baltimore, 11/17...made a season-high six hits at Pittsburgh, 12/15. **1995** — Signed with the 49ers as a free agent, 10/3, and contributed extensively on special teams...received limited playing time in the 49ers secondary...finished the season with just one defensive stop...made his 49ers debut on special teams at Indianapolis, 10/15...listed among the 49ers inactives vs. New Orleans, 10/29, vs. Carolina, 11/5, vs. St. Louis, 11/26 and in the NFC divisional playoff game, 1/6/96...credited with a special teams tackle at Dallas, 11/12...recorded two defensive stops at Miami, 11/20...registered a special teams tackle vs. Buffalo, 12/3 and Carolina, 12/10 and had two hits vs. Minnesota, 12/18. **1994** — Opened the season as the Rams' starting corner, but suffered a knee injury in the second game of the season and missed the next four weeks...he was off to best start of his career before the injury, totaling 17 tackles in the first two games...registered a career-high with nine tackles in the season opener vs. Arizona, 9/4...posted eight solo stops the following week at Atlanta, 9/11...missed the next four games due to injury and returned to action as a reserve...finished the year with 22 solo tackles and three pass defenses. **1993** — Moved into the starting lineup for the final 11 games of the season and compiled 35 defensive stops and 12 passes defended...recorded a season-high with five tackles vs. Cleveland, 12/26. **1992** — Played in every game as a rookie, including two starts...used primarily on special teams and as an extra back in nickel coverages...started two games in nickel coverage, both against Atlanta's run-and-shoot offense...finished his rookie campaign with 27 total tackles (25 solo).

COLLEGE — Israel was a second-team All-American and first-team All-Big East selection as a senior at the University of Pittsburgh...intercepted six passes and was credited with 11 pass deflections as a senior...averaged 24.0 yards per return on 24 kick-offs...earned MVP honors in the 1992 Hula Bowl...he also played in the East/West Shrine game...missed 13 games during the 1989-90 seasons due to a right knee injury...graduated from Pittsburgh with a degree in economics in 1992.

PERSONAL — Attended Haddon Heights (N.J.) HS...lettered in football (3 years) and track (2)...rushed for 800 yards and 13 TDs and caught 27 passes for 486 yards as a senior to earn all-state and All-Delaware Valley honors...Steve and his wife, Lorae, have two daughters, Averi Lorae and Ashley Sharda, and a son, Austin Stephon...Steven Douglas Israel...born March 16, 1969 in Camden, N.J...middle of five children...youngest brother, Ronald, plays safety at Notre Dame.

SAINTS VETERANS



Career Statistics: Steve Israel

Year	Team	GP/GS	S	A	TT	Sk.-Yds.	Int-Yds.-LG	PD	FF	FR
1992	L.A. Rams	16/2	25	2	27	0-0	0-0-0	0	0	1
1993	L.A. Rams	16/12	31	4	35	0-0	0-0-0	12	0	0
1994	L.A. Rams	10/2	22	0	22	0-0	0-0-0	3	0	0
1995	San Francisco	8/0	7	1	8	0-0	0-0-0	0	0	0
1996	San Francisco	14/2	36	4	40	1-3	1-3-3	7	0	1
1997	New England	5/0	9	0	9	0-0	0-0-0	2	1	0
1998	New England	11/7	31	10	41	3-13	3-13-12	12	0	0
1999	New England	13/13	48	8	56	1-15	1-0-0	11	1	2
2000	New Orleans	reserve/injured								
Totals		93/38	209	29	238	5-31	5-16-12	47	2	4


ADDITIONAL STATS: Special Teams Tackles — (1992, 7); (1993, 3); (1994, 4); (1995, 7); (1996, 8); (1997, 1); (1999, 4) **Total: 34.**

CAREER HIGHS: Tackles — 9, vs. Arizona (9/4/94); **Sacks** — 1(4x), last time at N.Y. Jets (9/12/99); **Interceptions** — 1 (5x), last time at N.Y. Jets (9/12/99); **Int. Ret. for TD** — 0; **Forced Fumbles** — 1 (2x), at Jacksonville (12/7/97) & at N.Y. Jets (9/12/99); **Fumble Recoveries** — 1 (4x), last time at Buffalo (11/28/99).

POSTSEASON STATISTICS

Year	Team	GP/GS	S	A	TT	Sk.-Yds.	Int-Yds.-LG	PD	FF	FR
1995	San Francisco	0/0	0	0	0	0-0	0-0-0	0	0	0
1996	San Francisco	2/0	3	0	3	0-0	0-0-0	0	0	0
1997	New England	2/0	1	2	3	0-0	1-0-0	1	0	0
1998	New England	1/1	1	0	1	0-0	0-0-0	0	0	0
Totals		5/1	5	2	7	0-0	1-0-0	1	0	0

CAREER HIGHS: Tackles — 2, at Pittsburgh (1/3/98); **Sacks** — 0; **Interceptions** — 1, at Pittsburgh (1/3/98); **Int. Ret. for TD** — 0; **Forced Fumbles** — 0; **Fumble Recoveries** — 0.



WILLIE JACKSON

Wide Receiver

Ht: 6-1 Wt: 212 Birthdate: 8-16-71

College: Florida

Joined Saints: UFA-00 (Cin)

NFL Experience: 8th Season


88

PRO — After starting season as team's fourth wide receiver, Jackson started the final six games of the season, and excelled in first full-time role since 1995, culminating in being NFL's leading playoff receiver.

CAREER TRANSACTIONS — Re-signed with the Saints, 4/24/01. Signed as an unrestricted free agent by the Saints, 4/28/00. Signed as a free agent by the Cincinnati Bengals, 9/10/98, after being released in the 8/30/98 final cuts by the Jaguars. Joined the Jacksonville Jaguars in 1995 after being selected in the expansion draft. Originally a fourth round (109th overall) draft choice of the Dallas Cowboys in the 1994 NFL Draft.

2000 — Was team's second leading wide receiver with 37 receptions for 523 yards and six TDs...started seven of 15 games, taking over starting role in game 9...was team's leader in receiving yardage in two games...played a reserve role in the first half of the season...after assuming starting role, recorded 26 receptions for 399 yards with six TDs...was inactive for game three at Seattle, 9/17...had four receptions for 34 yards, including a 4-yard TD reception vs. San Francisco, 11/5...he and his brother Terry, a RB for the 49ers, became the first brothers to score in the same NFL game since 1924...had four receptions for 85 yards, including TD receptions of 53 and 9 yards vs.

Oakland, 11/19, tying a career-high in TDs...recorded four receptions for 64 yards at St. Louis, 11/26...had two receptions for 46 yards, including a 28-yard TD vs. Denver, 12/3...had a 22-yard TD catch at San Francisco, 12/10...had four receptions for 71 yards and a 28-yard TD receptions vs. St. Louis, 12/24...also had one fumble...stepped performance up another level in playoffs after a season-ending injury to Joe Horn, recording 15 receptions for 267 yards with four TDs...finished second in the NFL in receptions and led all playoff participants with 267 yards and 4 TDs...started for the first time in the fifth postseason game of his career in the Wild Card game vs. St. Louis, 12/30 and led the team with six receptions for 142 yards and three TDs...tied a NFL playoff single game record in TD receptions...led the team again with 125 receiving yards on nine receptions, 1/6/01 in Divisional Playoff at Minnesota, including a 48-yard TD reception in the fourth quarter. **1999** — Rugged No. 3





SAINTS VETERANS

WR played in 16 games for the third time in last four seasons and ranked third on team in receiving yards (369)...tied for third in catches (31), his first 30-catch season since '96...averaged 29.8 yards in brief kickoff return duty...Jackson started games 1-2 while usual starter Carl Pickens worked into shape after late signing...played as No. 3 WR in games 3-16...started in place of Carl Pickens in 9/12 season opener at Tennessee and caught season-high five for 60 yards...Jackson's 17-yard TD catch from Jeff Blake lifted Bengals to 29-26 lead in third quarter at Tennessee...also scored at Tennessee on a two-point conversion pass from Blake in second quarter, and returned 3 kickoffs for 68 yards...returned two kickoffs for 79 yards 9/19 vs. San Diego, including season-long 46-yarder in third quarter...had 33-yard kickoff return 10/3 vs. St. Louis...caught 15-yard TD pass from Jeff Blake as time expired 10/31 vs. Jacksonville...had season-high 75 yards (on 4 catches) 11/7 at Seattle, including 22-yarder on 3rd-and-10 play to help set up second-quarter field goal...caught 4-for-47 on 11/21 vs. Baltimore, including 11-yarder on fourth-quarter drive to tie score at 31-31. **1998** — Began training camp with Jacksonville and was released in 8/30 final cuts...signed as a free agent with Cincinnati on 9/10...played in games 3-4, 8-9, 11 and 14-16...on inactive list for games 2, 5-7 and 12-13...active but DNP in game 10...saw action in eight games and averaged 23.5 yards per catch...made Bengals debut 9/20 vs. Green Bay, with one catch for 12 yards from Neil O'Donnell on a third-and-four play to keep FG drive alive...his 35-yard catch from Paul Justin on a fourth-and-eight play at Jacksonville kept a TD drive alive and was the longest passing gain for the day for Cincinnati...led team 12/13 at Indianapolis with 90 receiving yards (on three catches)...caught 47-yard pass from Jeff Blake at Indy, play that carried to Colts 5 to set up a TD...also at Indy, had receptions of 37 and 6 yards from Eric Kresser. **1997** — Played as Jacksonville's third receiver behind Jimmy Smith and Keenan McCardell, with one start 10/26 at Pittsburgh in three-wideout set...led team at Steelers with 64 yards (on three receptions), including eight-yard TD and a 45-yarder from Brunell...had career-long 38-yard KO return 11/9 vs. Kansas City...made 100th career reception 12/7 vs. New England...played but did not have a catch in 12/27 Wild Card playoff loss at Denver. **1996** — Tied for second on Jaguars with three TD catches and ranked fourth with 486 receiving yards on 33 catches...scored team's first TD of the season on the first drive 9/1 vs. Pittsburgh,

catching 38-yard pass from Mark Brunell and beating Rod Woodson...had second 100-yard game of career 9/22 at New England (4-101), including career-long 58-yard "Hail Mary" catch on final play of regulation, when he was downed at one-foot line...had career-long TD catch of 41 yards from Brunell on 10/13 vs. New York Jets...had career-high eight receptions (for 69 yards) in one of his two starts, 11/17 at Pittsburgh...made an acrobatic 7-yard TD catch in fourth quarter 11/24 at Baltimore; Jaguars made two-point conversion to tie score and eventually won in overtime...made two-point conversion catch in third quarter of 30-27 victory 12/1 vs. Cincinnati; also caught two for 24 yards vs. Bengals...played in all three postseason games with four receptions for 46 yards, including three catches for 35 yards in Divisional round victory 1/4/97 at Denver. **1995** — Selected on 2/15 by Jacksonville in expansion draft to stock Jaguars and Carolina franchises...led inaugural Jaguars team in receptions (53), yards (589) and TDs (5) while playing 14 games and starting 10...also averaged 21.3 yards on 19 kickoff returns, second on the team. **1994** — Drafted by Dallas in fourth round (109th overall)...made Cowboys' opening day roster after ranking third in preseason receptions with 7 catches for 76 yards...on weekly inactive list for all 16 regular-season games and both postseason contests.

COLLEGE — Left Florida as No. 2 in school history in receptions (162) and yards (2172)...a three-year starter, he was selected team's outstanding receiver as a sophomore, with 51 catches for 725 yards and 10 TDs...led SEC as a junior with 62 catches for 772 yards and was named first-team all-conference and honorable mention All-America...caught 49-for-675 with 6 TDs as a senior...was a walk-on to the Florida basketball team in 1989-90, averaging 3.0 points per game with 20 steals.

PERSONAL — Earned All-State honors at P.K. Yonge (Gainesville, Fla.) HS...combined team MVP honors with top academic achievement award as a senior...holds degree from Florida in telecommunications...son of Willie Jackson, Sr., who lettered in football at Florida from 1970-72 as the first black player in school history...father and son both wore No. 22 at Florida...older brother of San Francisco 49ers FB Terry Jackson...has sponsored an annual football camp and other non-profit initiatives through the Willie Jackson Youth Foundation...Willie Bernard Jackson, Jr...born Aug. 16, 1971.

JACKSON BROTHERS ACHIEVE RARE NFL DOUBLE

Willie & Terry Jackson made history when the Saints hosted the 49ers on Nov. 5, 2000 as for the first time in the modern NFL & the first time in 75 years, brothers scored TDs in the same game.

The 49ers' Terry Jackson, scored his first career TD on an 11-yard pass in the 4th quarter. That followed his brother, Willie Jackson, who scored his first touchdown as a member of the Saints on a 4-yard pass in the 2nd quarter.

The last time a pair of brothers scored a TD in the same game was on Nov. 30, 1924 when Dutch & Joey Sternaman of the Chicago Bears scored in a 31-14 victory over the Milwaukee Badgers. Edward Carl "Dutch" Sternaman was a player-coach for the Bears.

SAINTS VETERANS



Career Statistics: Willie Jackson

Year	Team	GP/GS	RECEIVING					RUSHING				
			No.	Yds.	Avg.	LG	TD	No.	Yds.	Avg.	LG	TD
1994	Dallas	0/0	0	0	0.0	0	0	0	0	0.0	0	0
1995	Jacksonville	14/10	53	589	11.1	45	5	0	0	0.0	0	0
1996	Jacksonville	16/2	33	486	14.7	58	3	1	2	2.0	2	0
1997	Jacksonville	16/1	17	206	12.1	45	2	3	14	4.7	13	0
1998	Cincinnati	8/0	7	165	23.6	47	0	0	0	0.0	0	0
1999	Cincinnati	16/2	31	369	11.9	29	2	0	0	0.0	0	0
2000	New Orleans	15/7	37	523	14.1	53t	6	0	0	0.0	0	0
Totals		85/22	178	2338	13.1	58	18	4	16	4.0	13	0
Saints Totals		15/7	37	523	14.1	53t	6	0	0	0.0	0	0

Year	Team	No.	Yds.	Avg.	LG	TD	PUNT RETURNS				
							No.	Yds.	Avg.	LG	TD
1994	Dallas	0	0	0.0	0	0	0	0	0.0	0	0
1995	Jacksonville	19	404	21.3	47	0	1	-2	-2.0	-2	0
1996	Jacksonville	7	149	21.3	27	0	0	0	0.0	0	0
1997	Jacksonville	32	653	20.4	38	0	0	0	0.0	0	0
1998	Cincinnati	0	0	0.0	0	0	0	0	0.0	0	0
1999	Cincinnati	6	179	29.8	46	0	0	0	0.0	0	0
2000	New Orleans	0	0	0.0	0	0	0	0	0.0	0	0
Totals		178	2338	13.1	58	18	1	-2	-2.0	-2	0
Saints Totals		37	523	14.1	53t	6	0	0	0.0	0	0

ADDITIONAL STATS: Two-Point Conversions Scored — (1995, 1); (1996, 1); (1997, 1); (1999, 1) Total: 4.

CAREER HIGHS: Receptions — 8, at Pittsburgh (11/17/96); Receiving Yards — 113, vs. Indianapolis (12/10/95); Long Reception — 58, at New England (9/22/96); Receiving TDs — 2 (3x), last time vs. Oakland (11/19/00); Rushes — 1 (4x), last time vs. New England (12/7/97); Rushing Yards — 13, vs. Philadelphia (10/12/97); Long Rush — 13, vs. Philadelphia (10/12/97); Rushing TDs — 0; Kickoff Returns — 6 (2x), last time at Cincinnati (11/23/97); Kickoff Return Yards — 135, at Dallas (10/19/97); Long Kickoff Return — 47, at Cincinnati (9/10/95); Kickoff Return for TD — 0.

POSTSEASON STATISTICS

Year	Team	GP-GS	RECEIVING					RUSHING				
			No.	Yds.	Avg.	LG	TD	No.	Yds.	Avg.	LG	TD
1994	Dallas	0/0	0	0	0.0	0	0	0	0	0.0	0	0
1996	Jacksonville	3/0	4	46	11.5	19	0	0	0	0.0	0	0
1997	Jacksonville	1/0	0	0	0.0	0	0	0	0	0.0	0	0
2000	New Orleans	2/2	15	267	17.8	50	4	1	-3	-3.0	-3	0
Totals		6/2	19	313	16.5	50	4	1	-3	-3.0	-3	0
Saints Totals		2/2	15	267	17.8	50	4	1	-3	-3.0	-3	0

CAREER HIGHS: Receptions — 9, at Minnesota (1/6/01); Receiving Yards — 142, vs. St. Louis (12/30/00); Long Reception — 50, vs. St. Louis (12/30/00); Receiving TDs — 3, vs. St. Louis (12/30/00); Rushes — 1, vs. St. Louis (12/30/00); Rushing Yards — 2, vs. St. Louis (12/30/00); Long Rush — 3, vs. St. Louis (12/30/00); Rushing TDs — 0



JOE JOHNSON

Defensive End

Ht: 6-4 Wt: 270 Birthdate: 7-11-72

College: Louisville

Joined Saints: D1-94

NFL Experience: 8th Season

PRO — A key ingredient of the New Orleans front four, Johnson rebounded in 2000 after missing the entire 1999 season with a knee injury. Named NFL Comeback Player of the Year and a Pro Bowl starter. Had a career-high 12 sacks, 3.5 more than the 8.5 he had in 1997. Currently ninth on the Saints all-time sack list. Moved into the Saints starting lineup immediately following his first NFL game, and has held onto starting job ever since.

CAREER TRANSACTIONS — Was placed on reserve/injured with knee injury, 8/31/99. Re-signed by Saints, 9/2/98. Designated by Saints as franchise player, 2/13/98. Was the 13th player overall and the


fifth defensive lineman taken in the 1994 NFL Draft, a choice acquired from the N.Y. Jets in an exchange of first-round picks.

HONORS — **2000:** Associated Press Comeback Player of the Year, Saints recipient of Ed Block Courage Award (voted by teammates), Pro Bowl starter, Pro Football Weekly Comeback Player of the Year, Pro Football Weekly All-NFC Team, College & Pro Football Newsweekly All-Pro Second Team, Football News All-NFC Team, Football Digest Second Team All-Pro, All-Madden. **1999:** All-Madden. **1998:** Pro Bowl, Football News' Saints Player of the Year, All-Madden. **1994:** PFWA All-Rookie Team.



SAINTS VETERANS

2000 — Earned his second Pro Bowl appearance and first career start after enjoying a breakthrough season, which included NFL Comeback Player of the Year honors after missing all of 1999 with a ruptured patellar tendon in his right knee... recipient of the Saints' 2000 Ed Block Courage Award, as voted on by his teammates, for displaying courage in the face of adversity started every game except contest vs. Atlanta, 12/17...finished with 66 tackles (46 solo), 12 sacks, six forced fumbles and two fumble recoveries...set career highs in sacks, forced fumbles and fumble recoveries...finished second in the NFL and tied for first in the NFC in forced fumbles...slowed early in the season as he recovered from a season off and arthroscopic knee surgery in June, Johnson came on the second half of the season with eight sacks and all of his forced fumbles and recoveries...tied a then-career-high in sacks at Seattle, 9/17, when he sacked Jon Kitna twice for -11 yards...left game with strained leg injury in second quarter vs. Philadelphia, 9/24...recorded third sack of the season, when he dropped Steve Beuerlein in the fourth quarter vs. Carolina, 10/15...had two solo tackles, three assisted tackles, and one sack of Jake Plummer for -1 yard at Arizona, 10/29...enjoyed breakout game 11/12 at Carolina, recording four solo tackles, a career-high three sacks for -15 yards, one forced fumble and one fumble recovery...first sack in first quarter of Steve Beuerlein at the New Orleans seven yard line, caused Panther fumble, which he recovered, preventing a Carolina score...followed up with another strong performance next week vs. Oakland, 11/19, recording six solo tackles, one assisted tackle, two sacks and one forced fumble...continued high level of play following week at St. Louis, 11/26 with four solo tackles, two assisted tackles, one sack for -8 yards, two forced fumbles and one fumble recovery...forced a Trent Green fumble, which he recovered in second half at New Orleans 20-yard line, stopping a Rams scoring drive, and helping New Orleans put a 21-7 lead on their next possession...also played strong run defense as the Saints held the Rams to 28 yards rushing on the day...recorded three solo tackles, one assisted tackle, two sacks for nine yards, and one forced fumble vs. Atlanta, 12/17...ruined Falcons second quarter drive, sacking Doug Johnson twice on second and third down, forcing Atlanta to punt and setting up a field goal drive that gave Saints 13-0 lead...started both playoff games, recording six solo tackles...played large role in Saints defensive effort in NFC Wild Card that held Marshall Faulk to 24 yards rushing. **1999** — Sustained a season-ending knee injury in training camp and missed the entire season. **1998** — Started all 16 games at RDE, one of just three players on defense and five players on the team to start every game on the year...he



finished fifth on the Saints in tackles, and first among defensive linemen, with a career-high 70 (54 solo)...he also had seven sacks on the year (31 yards lost)...was voted to his first NFC Pro Bowl team...he scored his first career touchdown, after recovering a fumble in the season-opener, at St. Louis, 9/6, a five-yard return...he also forced a fumble in game 2, vs. Carolina, 9/13, giving him at least one forced fumble every year of his career...posted one sack in each of the first four contests on the year, at St. Louis (four yards) as part of his four tackle day (three solo), vs. Carolina, (0 yards), where he recorded four tackles (all solo), at Indianapolis, 9/27 (four yards), where he posted five tackles (all solo), and vs. New England, 10/4, (three yards), among his seven tackles (four solo)...he also posted seven tackles at Miami, 11/29 (three solo)...tied a career-high and had a season-high two sacks (12 yards) vs. St. Louis, 11/5, giving him two sacks in a game each of the past four years...had a season-high 8 tackles (all solo) vs. Atlanta, 12/13...although he was credited with just two tackles vs. Dallas, 12/6, he dominated Cowboys' LT Larry Allen...also had one pass defense on the year...was named as the Saints Player of the Year by Football News. **1997** — Started all 16 games for the first time in his career for the Saints...finished ninth on the Saints in tackles, with 46 (39 solo)...also posted a then career-high 8.5 sacks (65 yards lost), three passes defended, a forced fumble and a fumble recovery...had his third two-sack game as a professional, at San Francisco, 9/14, as part of season-high five-tackle day...had 1.5 sack day vs. Arizona, 12/14, as part of his three-tackle performance...posted a sack in consecutive games three times on the year, vs. Atlanta, 10/12 (six yards), when he had three tackles and recovered a fumble, and vs. Atlanta, 10/19 (eight yards) as part of his two-tackle day...also had sacks in consecutive games, vs. Seattle, 11/16 (nine yards) as part of his four-tackle day, which included a forced fumble, and at Atlanta, 11/23 (eight yards), as part of a two-tackle game...also had sacks in games 14-15, vs. St. Louis (12 yards lost), and vs. Arizona, 12/14, when he had 1.5 sacks. **1996** — Was inactive each of the first three weeks with a knee sprain sustained in preseason game at Kansas City...started each of the last 13 games, four at right defensive tackle, four at closed end in place of Darren Mickell, and five at open end...registered 59 tackles (50 solo), 7.5 sacks for 33 yards lost and three forced fumbles, which tied for the team lead...tackle and sack totals were both career-bests...tackle total was seventh on the team, sacks ranked second...in his first regular season game against Arizona 9/22, recorded a career-high 11 total tackles (9 solo), including a sack and a forced fumble...solid play continued all year...at N.Y. Giants, led club with 8 tackles, including 1.5 sacks (7.5 yards lost)...at St. Louis 12/21, recorded four tackles and tied a career-high with two sacks (five yards lost). **1995** — Came to camp about 30 pounds lighter than in his rookie season following a rigorous offseason program...started all 14 games in which he appeared, 12 at LDE and two at NT...placed ninth on the club with 50 total tackles...5.5 sacks (32.5 yards lost) were third on the team...also forced a fumble on the season...was inactive for games 7-8 with a sprained

SAINTS VETERANS



ankle...first full sack of the year came in his return to hometown, at St. Louis 9/10...started at nose tackle vs. Atlanta, 9/17, as Saints were in dime package most of the game, and recorded nine tackles (7 solo), including a sack...had best game of his career in season-ending shutout win at N.Y. Jets, 12/24, when he posted 10 total tackles (7 solo) and two sacks, and was awarded a defensive game ball. **1994** — Opened the season as a reserve, but by week two had earned a starting spot at right end...tied for 10th on the club with 44 tackles (36 solo)...registered five tackles, his only sack of the year and a forced fumble, vs. Giants 10/2...tallied a season-high seven tackles, including a forced fumble that led to a TD, and was awarded a defensive game ball in win at Rams, 12/4...blocked a Chris Boniol 20-yard field goal attempt, vs. Dallas 12/19...was inactive with a bruised knee, vs. Rams 10/23...was a consensus all-rookie selection.

COLLEGE — In three years at Louisville, recorded 138 tackles, including 16 for loss, 25 sacks and eight forced fumbles...started every game at right end in a 4-3 scheme his final season, and came up with 66 tackles, including 17 sacks and eight stops for loss, three forced fumbles and two passes defended...had six tackles (five solo), and one sack in 1993 Liberty Bowl...was redshirted as a freshman, came out of school with one year of eligibility left...majored in computer science.

PERSONAL — Was an all-state, all-conference and all-district selection as an offensive tackle and defensive end at Jennings (St. Louis, Mo.) HS...hosted a football camp for New Orleans youth and a celebrity basketball tournament this July to benefit area charities...is an avid weightlifter...single...makes offseason home in St. Louis...Joe T. Johnson...born July 11, 1972.

Career Statistics: Joe Johnson

Year	Team	GP/GS	S	A	TT	Sk.-Yds.	Int-Yds.-LG	PD	FF	FR
1994	New Orleans	15/14	36	8	44	1-7	0-0-0	1	2	1
1995	New Orleans	14/14	36	14	50	5.5-32.5	0-0-0	0	1	0
1996	New Orleans	13/13	50	9	59	7.5-33	0-0-0	0	3	0
1997	New Orleans	16/16	39	7	46	8.5-65	0-0-0	3	1	0
1998	New Orleans	16/16	54	16	70	7-31	0-0-0	1	1	1
1999	New Orleans	reserve/injured								
2000	New Orleans	16/15	46	20	66	12-62	0-0-0	0	6	2
Totals		90/88	261	74	335	41.5-220.5	0-0-0	5	14	4

ADDITIONAL STATS: Blocked Kicks — (1994, 1 - field goal) **Total: 1.**

CAREER HIGHS: Tackles — 11, vs. Arizona (9/22/96); Sacks — 3, at Carolina (11/12/00); Interceptions — 0; Int. Ret for TD — 0; Forced Fumbles — 2, at St. Louis (11/26/00); Fumble Recoveries — 1 (4x), last time at St. Louis (11/26/00).

POSTSEASON STATISTICS

Year	Team	GP/GS	S	A	TT	Sk.-Yds.	Int-Yds.-LG	PD	FF	FR
2000	New Orleans	2/2	6	0	6	0-0	0-0-0	0	0	0
Totals		2/2	6	0	6	0-0	0-0-0	0	0	0

CAREER HIGHS: Tackles — 4, at Minnesota (1/6/01); Sacks — 0; Interceptions — 0; Int. Ret for TD — 0; Forced Fumbles — 0; Fumble Recoveries — 0.



SAMMY KNIGHT

Safety

Ht: 6-0 Wt: 205 Birthdate: 9-10-75

College: Southern California

Joined Saints: FA-97

NFL Experience: 5th Season

29

PRO — A converted college linebacker, who made a smooth transition to NFL safety. A hard-working, hard-hitting player, who always seems to find the ball. Enjoyed another standout season in 2000, leading the team in both tackles and interceptions. With two interception returns for touchdowns last season, he became the Saints all-time leader in that category with four. Entering 2001, he is tied with Johnnie Poe for fifth place on the Saints all-time list with 17. With two interceptions, Knight will move into a tie for fourth place and with four will move into a tie for third. Ranks as the Saints' all-time leader with four interception returns for TDs. Is fourth all-time in career interception yardage with 314.

CAREER TRANSACTIONS — Re-signed by the

Saints, 7/29/99. Signed by the Saints as an undrafted rookie free agent, 4/25/97.

HONORS — **1998:** Pro Football Weekly All-Rookie Team.


2000 — Led the team in tackles with career-high 116 and interceptions (5-68 yards, 2 TD)...also had two sacks (eight yards), nine passes defended and one forced fumble...recorded three special teams tackles (two solo)...finished tied for second in the NFL and first in the NFC with two defensive TDs...started all 16 regular season games and both playoff games at S...vs. Detroit, 9/3, finished with 11 tackles (seven solo), a 37-yard interception return for a TD and one pass defense...tied a career-high in total



SAINTS VETERANS

tackles...secondary held Lions to a season-low 100 passing yards...had two solo tackles, one assisted tackle, one interception return for zero yards, and one pass defense at Chicago, 10/8...recorded three solo tackles, two assisted tackles, and a season-high two pass defenses at Atlanta, 10/22...had seven solo tackles, three assisted tackles, one interception return for zero yards and one pass defense at Arizona, 10/29...with the Cardinals holding a 10-7 lead early in the third quarter, Knight intercepted a Jake Plummer pass at the New Orleans 21 yard line to stop an Arizona scoring drive...recorded eight tackles (four solo), one interception return for zero yards and one pass defense vs. San Francisco, 11/5...intercepted a Jeff Garcia pass on the opening drive of the first quarter, putting the Saints in position to score a TD on their first possession...had seven tackles (four solo), one sack (zero yards) and one forced fumble at Carolina, 11/12...Knight sacked Steve Beurlein at the New Orleans 10-yard line, and Keith Mitchell picked up the fumble and returned it 90 yards for a touchdown to spark a 14-3 third quarter lead...also had one assisted special teams tackle...tied a career high in total tackles (11) and solo tackles (nine) vs. Denver, 12/3...led team in tackles with nine (four solo) at San Francisco, 12/10...paced Saints defense in 23-7 victory vs. Atlanta, 12/17, in a game which the Saints secondary held the Falcons to 126 passing yards...early in the second quarter, Knight intercepted a Doug Johnson pass and returned it 31 yards for a TD, giving the Saints a 10-0 lead...also had one sack for -8 yards and one pass defense...started both play-off games and made his playmaking presence known in NFC Wild Card Playoff vs. St. Louis, 12/30, when he recorded five tackles (three solo), two interceptions for 56 yards and four pass defenses...Knight's first interception occurred in the second quarter, when he intercepted a Kurt Warner pass at the New Orleans 28 yard line, and ran to the St. Louis 20, setting up a field goal that would give the Saints a 10-7 lead...Knight's second interception occurred at the Rams eight yard line, stopping another scoring drive and helping New Orleans hold on for a 31-27 victory...recorded four tackles (one solo) in NFC Divisional Playoff at Minnesota, 1/6/01. **1999** — Started all 16 games on the year at SS...finished second on the team with a career-high 102 tackles (75 solo) in a role that saw him provide more run support, which limited his interception totals...posted one interception (zero yds.), six pass defenses and a fumble recovery (zero yds.)...led the Saints in tackles three times on the year and was tied for the team lead three other times...led the team with eight tackles (six solo) in the season-opener vs. Carolina, 9/12...led the team with ten tackles (nine solo) vs. Tennessee, 10/17...led team with six tackles (five solo) at Jacksonville, 11/21...tied for team lead with seven tackles (five solo) vs. Cleveland, 10/31, six tackles (five solo) vs. San Francisco, 11/14, and with ten tackles (six solo) vs. St. Louis, 12/12...posted interception at Baltimore, 12/19, giving him 12 interceptions in his first three years, tying him for ninth on the Saints all-time list...also had two pass defenses against the Ravens...recorded nine tackles at Chicago, 10/3 (eight solo)...posted seven tackles (five solo) vs. Dallas, 12/24, one of three times on the year

he had seven stops (vs. Atlanta, 10/10 (one solo); vs. Cleveland, 10/31 (five solo))...posted two pass breakups in game 2, at San Francisco, 9/19...had six tackles five times on the year, at NY Giants, 10/24, vs. Tampa Bay, 11/7, vs. San Francisco, 11/14, at Jacksonville, 11/21 and at Atlanta, 12/5. **1998** — Saw action in 14 games on the season, starting 13...started games 1-2 and 5-15 at FS...did not start game 16, when Saints began in a goal-line defense...posted 75 tackles on the year (62 solo), which was good for fourth on the team...also led the Saints with career-high six interceptions for 171 yards (28.5 return average) and two TDs...28.5 average per return ranked fifth in the NFL in 1998...171 return yards was third-best total in the NFL...interception total was tied for third-most in the NFC and tied for fourth-most in the NFL, and is tied for the fourth-most in a single season in team history...posted a 91-yard interception return at Minnesota, 11/8, the longest in the NFC in 1998, and the third-longest in team history, among his two interceptions on the day, the second time in his career he has snared two interceptions in a single game...that effort at Minnesota garnered him NFC Defensive Player of the Week nomination...he also returned an interception for a touchdown at Arizona, 12/20, giving him two interception returns for scores in the same season, making him just the fourth player in team history to accomplish that feat and the first since 1984...he also recovered a fumble at Arizona, and again received NFC Defensive Player of the Week nomination...two fumble recoveries on the season was tied for third-most in the NFL...also had nine passes defended...posted ten tackles (eight solo) at Arizona...had a season-high nine solo tackles (nine total) in the season-opener at St. Louis, 9/6, along with one interception (eight yards)...had four interceptions over a three-game stretch, posting one (26 yards) vs. Tampa Bay, 10/25; one (0 yards) at Carolina, 11/1; and two (98 yards) at Minnesota. **1997** — Saw action in all 16 games on the year, starting the final 12, games 5-14 at FS, and games 15-16 at SS...led the team and all NFL rookies with five interceptions (75 yards)...was third on the Saints with 84 tackles (67 solo)...also added 12 passes defended and a fumble recovery...also posted nine tackles on special teams (all solo), which tied for third-best...proved to be a pleasant surprise, moving into starting lineup for game 5, at NY Giants, 9/28, at free safety, and started the next 10 contests at that position, before moving to strong safety for the final two games...tied for team-high and registered a season-high 11 tackles (seven solo) in his first NFL start, at N.Y. Giants, 9/28, along with a 32-yard interception...followed up with team-high ten tackles (seven solo) at Chicago, 10/5...had ten tackles (nine solo) vs. San Francisco, 10/26...had a 39-yard interception return at Oakland, 11/9, to pre-



SAINTS VETERANS



serve the Saints' victory, to go with his six tackles, one pass defense, and fumble recovery...recorded a season-high two interceptions at Carolina, 11/30, one on the final play of the first half, on a "Hail Mary" play, to end the Panthers' scoring threat, and the other midway through the second quarter to stop another Panther scoring opportunity...had team-high nine tackles in home finale vs. Arizona, 12/14.

COLLEGE — Played four years for the Trojans...led USC as a senior linebacker with 121 total tackles, including 11 for loss...served as USC's co-captain his senior year and was named the team's MVP and most inspirational...first-team All-Pac 10 selection in 1996...switched to linebacker prior to 1996 after start-

ing two years at strong safety...led USC his junior season with 89 tackles including nine for loss...was third on the team with 65 tackles his sophomore season...majored in communications.

PERSONAL — Was a Parade All-American at Rubidoux (Riverside, Calif.) HS...played free safety, wide receiver and quarterback his senior year, and compiled 153 total tackles, 11 interceptions, five blocked kicks, five forced fumbles and produced 483 yards and 12 touchdowns on 53 rushes for 9.1-yard average...had 30 tackles in one game...also earned letters in basketball and track...married (Freda) ...born Sept. 10, 1975.

Career Statistics: Sammy Knight										
Year	Team	GP/GS	S	A	TT	Sk.-Yds.	Int-Yds.-LG	PD	FF	FR
1997	New Orleans	16/12	67	17	84	0-0	5-75-39	12	0	1
1998	New Orleans	14/13	62	13	75	0-0	6-171-91t	9	0	2
1999	New Orleans	16/16	75	27	102	0-0	1-0-0	6	0	1
2000	New Orleans	16/16	75	41	116	2-8	5-68-37t	9	1	0
Totals		62/57	279	98	377	2-8	17-314-91t	36	1	4
ADDITIONAL STATS: Special Teams Tackles — (1997, 9); (1999, 3); (2000, 3) Total: 15.										
CAREER HIGHS: Tackles — 11 (3x), last time vs. Detroit (9/3/00); Sacks — 1 (2x), at Carolina (11/12/00) & vs. Atlanta (12/17/00); Interceptions — 2 (2x), at Carolina (11/30/97) & at Minnesota (11/8/98); Int. Ret for TD — 1 (4x), last time vs. Atlanta (12/17/00); Forced Fumbles — 2, at St. Louis (11/26/00); Fumble Recoveries — 1 (4x), last time at St. Louis (11/26/00).										
POSTSEASON STATISTICS										
Year	Team	GP/GS	S	A	TT	Sk.-Yds.	Int-Yds.-LG	PD	FF	FR
2000	New Orleans	2/2	4	5	9	0-0	2-56-52	4	0	0
Totals		2/2	6	0	6	0-0	0-0-0	0	0	0
CAREER HIGHS: Tackles — 5, vs. St. Louis (12/30/00); Sacks — 0; Interceptions — 2, vs. St. Louis (12/30/00); Int. Ret for TD — 0; Forced Fumbles — 0; Fumble Recoveries — 0.										



KEVIN MATHIS

Cornerback
Ht: 5-9 **Wt:** 185 **Birthday:** 4-29-74
College: Texas A&M - Commerce
Joined Saints: TR-00 (Dal)
NFL Experience: 5th Season

23

PRO — Trade acquisition proved to be key performer in Saints secondary. Mathis was the only CB to start every game and he posted a career-high in tackles. Possesses speed, coverage ability and a competitive nature.

CAREER TRANSACTIONS — Re-signed with the Saints 3/2/01. Joined the Saints via trade with the Dallas Cowboys 4/26/00, in exchange for linebacker Chris Bordano. Was signed by the Cowboys as an undrafted rookie free agent, 3/24/97.

2000 — With Alex Molden injured, Mathis opened the season as a starter and never relinquished the spot...started games 1-12 at LCB, and moved over to RCB after Fred Weary's season-ending knee injury placed Molden back in the starting lineup...finished season with a career-high 87 tackles (65 solo), one interception, nine passes defended, two forced fumbles and ten special teams tackles (two solo)...also

had eight kickoff returns for 187 yards and one punt return for five yards...started both playoff games...in first start vs. Detroit, 9/3, recorded five tackles (three solo) and was part of New Orleans secondary that surrendered a season-low 100 passing yards...tied a career high in total tackles with nine (seven solo) at Seattle, 9/17...also had one pass defense...had two solo tackles, one interception return for 0 yards and one pass defense vs. Carolina, 10/15...his interception of a Steve Beurlein pass at the New Orleans 12-yard line, helped stymie a Carolina scoring drive...tied a career-high with eight solo tackles at Carolina, 11/12, also leading Saints special teamers with three tackles...in first game at RCB vs. Denver, 12/3, had four solo tackles, one assisted tackle, and one forced fumble...also had five kickoff returns for 115 yards, with one fumble...had three solo tackles, three assisted tackles, and one forced fumble vs. Atlanta, 12/17...stripped Jamal Anderson of ball in third quarter of contest at the New Orleans 17-yard line, stop-




SAINTS VETERANS

ping an Atlanta scoring drive...also played a major part of New Orleans pass defense that surrendered only 126 passing yards...recorded eight tackles (five solo) and one special teams tackle in playoffs. **1999** — Saw action in eight games on the year, starting four at LCB, and was slowed by injury...recorded 16 tackles (11 solo), and had 18 kickoff returns for 408 yards (22.7 avg.), with a long of 37...vs. Atlanta, 9/20, recorded a season-high five tackles and broke up a pass in his second start of the year...at Minnesota, 11/8, had a career-high six kickoff returns for a 19.2 yard average as well as tying for the team lead with two special teams tackles...returned to the field in the nickel defense and also on kickoff returns, posting four returns for a season-high 25.8-yard average at New England, 12/5...had a season-long 37-yard kickoff return vs. Philadelphia, 12/12, before leaving the game due to knee injury...returned to the lineup in NFC Wild Card playoff at Minnesota, 1/9/00, and saw action at safety in Dallas nickel packages. **1998** — Started the final four games of the regular season, and the Wild Card Playoff loss to Arizona to cap a very productive second NFL season...he also established himself as one of the more productive kickoff return men in the NFL, averaging 24.8 yards-per-attempt to finish the year ranked sixth in the NFC (13th in the NFL)...in the season opening win over Arizona, 9/6, he made his first career NFL kickoff return good for 38 yards, while also adding three tackles for the defense...the following week at Denver, 9/13, he averaged a very healthy 29.2 yards per kickoff return on five attempts...in the Monday night win at the N.Y. Giants, 9/21, he registered his first career interception, picking off a second quarter Giants pass that led to a Dallas field goal...finished the night with six tackles and two pass defenses after taking over at cornerback and punt return man in the second and third quarters when Deion Sanders was sidelined by dehydration...in the following week's 13-12 loss to the Raiders, 9/27, he gave Dallas excellent field position following kickoffs with returns of 31 of 36 yards in the first half...in a 27-20 win over Carolina, 10/11, tied a club record with two fumble recoveries in the same game...the first recovery set up the Dallas offense at the Panthers' two-yard line...the second came after a 35-yard reception by Raghib Ismail and helped stop a Panther scoring drive...the next week at Chicago, 10/18, he recorded his first career sack...in a 16-6 win over the Giants, 11/8, averaged a season-high 33.7 yards on three kickoff returns, including a career-long 42-yarder...he also added three tackles on defense before suffering a fractured right forearm at the end of the first half while returning a kickoff...the broken right forearm forced him out of action for the next three games; at Arizona, 11/5 and against Seattle, 11/22 and Minnesota, 11/26...while wearing a cast on his arm, he returned to earn his first starting assignment of the year at New Orleans, 12/6 in place of the injured Kevin Smith...registered his second interception of the year against the Saints to set up Dallas' only field goal of the game...he also picked up six tackles and forced a fumble...the following week at Kansas City, 12/13, posted a regular-season career-high nine tackles and broke up three passes while starting his second straight game at LCB...helped limit Chiefs' wide

receivers to six receptions for 54 yards (10.7 average)...in the division clinching win over Philadelphia, 12/20, added eight tackles and helped limit the Eagles' wide receivers to a 12 yards-per catch average...in the playoff loss to Arizona, 1/2/99, he started at left cornerback, replacing Kevin Smith, and led the team with a career-high 11 tackles...he also intercepted a Cardinal pass and had four pass defenses. **1997** — Saw action in all 16 Dallas games as a rookie and started the final three at cornerback following Deion Sanders' season ending rib fracture...he was one of three rookie free agents to play the entire 1997 season for the Cowboys...he was a stellar performer on special teams, finishing the season ranked fourth on the squad with 16 kicking game tackles...in the season opening win at Pittsburgh, 8/31, he saw extended fourth quarter action, replacing Sanders...he picked up four tackles and his first punt return (nine yards) in his first NFL action...two weeks later in his first Monday night appearance, earned a special teams game ball for his play against Philadelphia, 9/15, leading the team with three special-teams tackles...in back-to-back weeks in November, he led the Cowboys in special teams tackles against Washington (three on 11/16) and at Green Bay (three on 11/23)...took over at RCB and as a punt returner late in the first quarter against Tennessee, 11/27 after Sanders suffered a right rib fracture...he responded by recording three tackles, a pass defense and a fourth quarter fumble recovery while helping limit Steve McNair to a 9-of-17 day for 81 yards passing...earned his first NFL start for the ailing Sanders against Carolina, 12/8 and responded with three tackles and three passes defended, the most passes defended in a game by a Cowboy rookie since Larry Brown had four against Houston (11/10/91)...in his second NFL start, he recorded five tackles, a pass defense and a forced fumble that went out of the end zone for a touchback at Cincinnati, 12/14...in the season final against the N.Y. Giants, 12/21, returned five punts for 75 yards, including a season-best 45 yarder...he finished the season with 11 punt returns for 91 yards and a healthy 8.3 yard average.

COLLEGE — He finished his senior campaign at Texas A&M-Commerce (formerly East Texas State) with 48 tackles, 17 passes broken up, four interceptions, two tackles for losses and a sack while leading the team with 16 punt returns for a 9.7 average and 15 kickoff returns for a 24.9 average...as a junior, he totaled 55 tackles, 16 passes defended and six interceptions...he also registered 26 punt returns for a 10.4 average...he recorded 57 tackles, 13 passes defended, three interceptions and three forced fumbles as a sophomore...as a red-shirt freshman, he contributed 64 tackles, 11 passes broken up,



SAINTS VETERANS



three interceptions and four fumble recoveries.

PERSONAL — Was a two-time all-district honoree at

Gainesville (Texas) HS, where he also lettered in basketball and track...married (Kimberly)...born April 29, 1974, in Gainesville, Texas.

Career Statistics: Kevin Mathis											
Year	Team	GP/GS	S	A	TT	Sk.-Yds.	Int.-Yds.-LG	PD	FF	FR	
1997	Dallas	16/3	16	7	23	0-0	0-0-0	5	1	1	
1998	Dallas	13/4	32	9	41	0-0	2-0-0	8	1	2	
1999	Dallas	8/4	11	5	16	0-0	0-0-0	1	0	0	
2000	New Orleans	16/16	65	22	87	0-0	1-0-0	9	2	0	
Totals		53/27	124	43	167	0-0	3-0-0	23	4	3	
Saints Totals		16/16	65	22	87	0-0	1-0-0	9	2	0	

KICKOFF RETURNS											
Year	Team	No.	Yds.	Avg.	LG	TD	No.	Yds.	Avg.	LG	TD
1997	Dallas	0	0	0.0	0	0	11	91	8.3	45	0
1998	Dallas	25	621	24.8	42	0	2	3	1.5	5	0
1999	Dallas	18	408	22.7	37	0	0	0	0.0	0	0
2000	New Orleans	8	187	23.4	40	0	1	5	5.0	5	0
Totals		51	1216	23.8	42	0	14	99	7.1	45	0
Saints Totals		8	187	23.4	40	0	1	5	5.0	5	0

PUNT RETURNS											
Year	Team	No.	Yds.	Avg.	LG	TD	No.	Yds.	Avg.	LG	TD
1997	Dallas	0	0	0.0	0	0	0	0	0.0	0	0
1998	Dallas	0	0	0.0	0	0	0	0	0.0	0	0
1999	Dallas	0	0	0.0	0	0	0	0	0.0	0	0
2000	New Orleans	1	5	5.0	5	0	0	0	0.0	0	0
Totals		1	5	5.0	5	0	0	0	0.0	0	0
Saints Totals		1	5	5.0	5	0	0	0	0.0	0	0

ADDITIONAL STATS: Special Teams Tackles — (1997, 16); (1998, 5); (1999, 2); (2000, 10) **Total: 33.**

CAREER HIGHS: Tackles — 9 (2x), at Kansas City (12/13/98) & at Seattle (9/17/00); Sacks — 0; Interceptions — 1 (3x), last time vs. Carolina (10/15/00); Int. Ret for TD — 0; Forced Fumbles — 1 (4x), last time vs. Atlanta (12/17/00); Fumble Recoveries — 2, vs. Carolina (10/11/8); Kickoff Returns — 6, at Minnesota (11/8/99); Kickoff Return Yards — 146, at Denver (9/13/98); Long Kickoff Return — 42, vs. N.Y. Giants (11/8/98); Kickoff Return for TD — 0; Punt Returns — 5, vs. N.Y. Giants (12/21/97); Punt Return Yards — 75, vs. N.Y. Giants (12/21/97); Long Punt Return — 45, vs. N.Y. Giants (12/21/97); Punt Return for TD — 0.

POSTSEASON STATISTICS											
Year	Team	GP/GS	S	A	TT	Sk.-Yds.	Int.-Yds.-LG	PD	FF	FR	
1998	Dallas	1/1	11	0	11	0-0	1-0-0	4	0	0	
1999	Dallas	1/0	0	0	0	0-0	0-0-0	0	0	0	
2000	New Orleans	2/2	5	3	8	0-0	0-0-0	0	0	0	
Totals		4/3	16	3	19	0-0	1-0-0	4	0	0	
Saints Totals		2/2	5	3	8	0-0	0-0-0	0	0	0	

KICKOFF RETURNS											
Year	Team	No.	Yds.	Avg.	LG	TD	No.	Yds.	Avg.	LG	TD
1998	Dallas	0	0	0.0	0	0	0	0	0.0	0	0
1999	Dallas	0	0	0.0	0	0	0	0	0.0	0	0
2000	New Orleans	1	0	0.0	0	0	0	0	0.0	0	0
Totals		1	0	0.0	0	0	0	0	0.0	0	0
Saints Totals		1	0	0.0	0	0	0	0	0.0	0	0

CAREER HIGHS: Tackles — 11, vs. Arizona (1/2/99); Sacks — 0; Interceptions — 1, vs. Arizona (1/2/99); Int. Ret for TD — 0; Forced Fumbles — 0; Fumble Recoveries — 0; Kickoff Returns — 1, vs. St. Louis (12/30/00); Kickoff Return Yards — 0; Long Kickoff Return — 0; Kickoff Return for TD — 0.



FRED McAFEE

Running Back

Ht: 5-10 Wt: 193 Birthdate: 6-20-68

College: Mississippi College

Joined Saints: UFA-00 (TB)

NFL Experience: 10th Season

PRO — Signed by the Saints prior to the fifth game of the season and immediately made an impact on special teams' performance. An accomplished special teams performer who will provide additional depth to the Saints' backfield. Was signed by the Buccaneers at the end of the 2000 season. Prior to playing one regular season game and two playoff games for the Buccaneers last season, he played for three different clubs. Was originally drafted by the Saints in the sixth round (154th overall) of the 1991 NFL Draft. Also


played with Arizona and Pittsburgh during his career.

CAREER TRANSACTIONS — Re-signed by the Saints, 6/5/01. Signed by the Saints, 10/2/00. Signed by the Tampa Bay Buccaneers, 12/28/99. Released by the Kansas City Chiefs, 8/31/99. Signed by the Chiefs in training camp 7/30/99. Re-signed by Pittsburgh Steelers, 4/12/96. Signed by the Steelers, 11/8/94. Released by the Arizona Cardinals, 10/31/94. Signed by the Cardinals, 8/2/94. Placed on

25



SAINTS VETERANS



reserve/injured with the Saints, 12/15/92. Was signed to the Saints active roster, 10/18/91. Re-signed by Saints to the practice squad, 8/28/91. Released by the Saints, 8/26/91. Signed by the Saints, 6/14/91. Originally selected by the Saints in the sixth round (154th overall) of the 1991 NFL Draft.

2000 — Made an immediate impact on the Saints special teams units after being signed 10/2, prior to the team's fifth game at Chicago, 10/8...had two carries for 37 yards, ten kickoff returns for 251 yards, 11 special teams tackles (nine solo), and one forced fumble and fumble recovery...provided a standout performance in his first Superdome game as a Saint since 1993, vs. Carolina, 10/15, recovering a Michael Bates fumble on the opening kickoff...in the fourth quarter, McAfee continued his special teams heroics with a fourth down 40-yard fake punt run, which kept a Saints drive alive and moved them to the Panther 25 yard line...McAfee's heroics eventually led to a Saints touchdown and a 17-6 lead...this was the longest rush of his career...he also added one special teams tackle in that game...made his presence known again at Arizona, 10/29 with a special teams tackle and special teams forced fumble...with the Saints leading the Cardinals 14-10 at the beginning of the fourth quarter, McAfee forced a fumble at the Arizona 13 yard line...two plays later, the Saints scored and assumed a 21-10 lead...had one kickoff return for 14 yards and one assisted special teams tackle vs. Oakland, 11/19...had one rush for -3 yards on a fake punt attempt at St. Louis, 11/26...led the Saints with two special teams tackles vs. Denver, 12/3...had two kickoff returns for 53 yards and one assisted special teams tackle at San Francisco, 12/10...had two kickoff returns for 46 yards and two special teams tackles vs. Atlanta, 12/17...had five kickoff returns for 138 yards and one special teams tackle vs. St. Louis, 12/24...saw action in both playoff games with both kickoff return and special teams duty...had three kickoff returns for 81 yards in NFC Wild Card vs. St. Louis, 12/30...had seven kickoff returns for 139 yards and two special teams tackles in NFC Divisional Playoff at Minnesota, 1/6/01. **1999** — Signed by the Buccaneers 12/28, after being signed by Kansas City, 7/31, and released by the Chiefs, 8/31...played in final regular season game vs. Chicago, 1/2/00, and recorded no stats...recorded a team-high three special teams tack-

les in divisional playoff win over Washington, 1/15/00...posted one special teams tackle in NFC Championship game at St. Louis, 1/25/00. **1998** — Rushed 18 times for 111 yards and caught nine passes for 27 yards...finished fifth on the Steelers with 17 special teams stops...recovered a blocked punt for a TD in a 20-13 Monday night win at Kansas City (10/26). **1997** — Tied for second on the Steelers with 20 special teams tackles (13 solo)...missed first two contests with a shoulder injury, but played in the remaining 14 contests...rushed for 41 yards on 13 carries and added two receptions for 44 yards. **1996** — Named Steelers' special teams captain for the second consecutive year and compiled 20 special teams tackles...saw action in 14 games after missing the first two games of the season with injuries...saw significant action for the injured Erric Pegram against Carolina (12/22), recording seven carries for 17 yards...combined for 51 yards on 10 carries (5.1 avg.) and three receptions for seven yards in postseason action against Indianapolis (12/29) and at New England (1/5/97). **1995** — Played in all 16 games for the first time in career, posting one start...was selected as the Steelers' special teams captain...finished as the club's third leading rusher with 39 carries for 156 yards and one TD...added 15 receptions for 88 yards and finished fourth on the team with 13 special teams tackles...recorded first Steelers start against Green Bay (12/24), setting season-highs in carries (17) and yards (62). **1994** — Joined Steelers as a free agent, 11/9, after being released by the Arizona Cardinals, 10/31...posted 16 carries for 56 yards and one touchdown in six games with the Steelers...played in seven games with the Cardinals, primarily on special teams, notching a team-leading 13 special teams tackles. **1993** — Played in 15 games with a career-high four starts for Saints...rushed for 160 yards on 51 carries and returned 28 kickoffs for a 20.7-yard average. **1992** — Saw limited action in 14 games with the Saints, rushing for 114 yards on 39 carries. **1991** — Had finest season of professional career, leading the Saints as a rookie with 494 rushing yards...drafted by the Saints in the sixth round (154th overall) of the 1991 NFL Draft.

COLLEGE — Concluded career at Mississippi College as the Gulf South Conference's all-time rushing leader with 4,320 yards...was a finalist for the Harlon Hill Trophy, awarded annually to the best player in Division II football...earned a degree in mass communications.

PERSONAL — An all-district selection at Philadelphia (Miss.) HS...served as the Mississippi team captain for the Alabama-Mississippi All-Star Classic High School football game played this past June...Fred Lee McAfee...born June 20, 1968, in Philadelphia, Miss.

SAINTS VETERANS



Career Statistics: Fred McAfee

Year	Team	GP/GS	No.	RUSHING				No.	RECEIVING			
				Yds.	Avg.	LG	TD		Yds.	Avg.	LG	TD
1991	New Orleans	9/0	109	494	4.5	34	2	1	8	8.0	8	0
1992	New Orleans	14/1	39	114	2.9	19	1	1	16	16.0	16	0
1993	New Orleans	15/4	51	160	3.1	27	1	1	3	3.0	3	0
1994	Arizona	7/0	2	-5	-2.5	21	1	1	4	4.0	4	0
1994	Pittsburgh	6/0	16	56	3.5	13	1	0	0	0.0	0	0
1995	Pittsburgh	16/1	39	156	4.0	22	1	15	88	5.9	18	0
1996	Pittsburgh	14/0	7	17	2.4	5	0	5	21	4.2	9	0
1997	Pittsburgh	14/0	13	41	3.2	9	0	2	44	22.0	30	0
1998	Pittsburgh	14/0	18	111	6.2	14	0	9	27	3.0	11	0
1999	Tampa Bay	1/0	0	0	0.0	0	0	0	0	0.0	0	0
2000	New Orleans	12/0	2	37	18.5	40	0	0	0	0.0	0	0
Totals		122/6	296	1181	4.0	40	7	35	211	8.6	30	0
Saints Totals		50/5	201	805	4.0	40	4	3	27	9.0	16	0

KICKOFF RETURNS

Year	Team	No.	Yds.	Avg.	LG	TD
1991	New Orleans	1	14	14.0	14	0
1992	New Orleans	19	393	20.7	38	0
1993	New Orleans	28	580	20.7	55	0
1994	Arizona	7	113	16.1	29	0
1994	Pittsburgh	0	0	0.0	0	0
1995	Pittsburgh	5	56	11.2	25	0
1996	Pittsburgh	0	0	0.0	0	0
1997	Pittsburgh	0	0	0.0	0	0
1998	Pittsburgh	0	0	0.0	0	0
1999	Tampa Bay	0	0	0.0	0	0
2000	New Orleans	10	251	25.1	52	0
Totals		71	1417	20.0	55	0
Saints Totals		58	1238	21.3	55	0

ADDITIONAL STATS: Special Teams Tackles — (1992, 1); (1993, 1); (1994, 18 - Arizona 13/Pittsburgh 5); (1995, 13); (1996, 20); (1997, 20); (1998, 17); (2000, 11) **Total: 101.** **Special Teams Forced Fumbles** — (2000, 1); **Total: 1.** **Special Teams Fumble Recoveries** — (1995, 1); (2000, 1) **Total: 2.** **Blocked Punt Recovery** — (1998, 1 - ret. for TD) **Total: 1.** **CAREER HIGHS: Rushes** — 28, vs. Atlanta (11/24/91); **Rushing Yards** — 138, vs. Atlanta (11/24/91); **Long Rush** — 40, vs. Carolina (10/15/00); **Rushing TDs** — 1 (7x), last time at Houston (9/10/95); **Receptions** — 4 (3x), last time vs. Tennessee (11/1/98); **Receiving Yards** — 22 (2x), last time at Miami (9/18/95); **Long Reception** — 18, at Houston (9/10/95); **Receiving TDs** — 0.

POSTSEASON STATISTICS

Year	Team	GP/GS	No.	RUSHING				No.	RECEIVING			
				Yds.	Avg.	LG	TD		Yds.	Avg.	LG	TD
1991	New Orleans	1/0	14	49	3.5	11	0	0	0	0.0	0	0
1994	Pittsburgh	2/0	0	0	0.0	0	0	0	0	0.0	0	0
1995	Pittsburgh	3/0	0	0	0.0	0	0	0	0	0.0	0	0
1996	Pittsburgh	2/0	10	51	5.1	10	0	3	7	2.3	9	0
1997	Pittsburgh	2/0	2	22	11.0	12	0	0	0	0.0	0	0
1999	Tampa Bay	2/0	0	0	0.0	0	0	0	0	0.0	0	0
2000	New Orleans	2/0	0	0	0.0	0	0	0	0	0.0	0	0
Totals		14/0	24	100	4.2	12	0	3	7	2.3	9	0
Saints Totals		3/0	14	49	3.5	11	0	0	0	0.0	0	0


KICKOFF RETURNS

Year	Team	No.	Yds.	Avg.	LG	TD
1991	New Orleans	4	98	24.5	39	0
1994	Pittsburgh	0	0	0.0	0	0
1995	Pittsburgh	2	37	18.5	20	0
1996	Pittsburgh	0	0	0.0	0	0
1997	Pittsburgh	0	0	0.0	0	0
1999	Tampa Bay	0	0	0.0	0	0
2000	New Orleans	10	220	22.0	31	0
Totals		14	318	22.7	39	0
Saints Totals		16	355	22.2	39	0

ADDITIONAL STATS: Special Teams Tackles — (1995, 3); (1996, 4); (1999, 4); (2000, 2) **Total: 13.** **CAREER HIGHS: Rushes** — 14, vs. Atlanta (12/28/91); **Rushing Yards** — 49, vs. Atlanta (12/28/91); **Long Rush** — 12, at Tennessee (12/21/97); **Rushing TDs** — 0; **Receptions** — 2, at New England (1/5/97); **Receiving Yards** — 7, at New England (1/5/97); **Long Reception** — 9, at New England (1/5/97); **Receiving TDs** — 0.



SAINTS VETERANS



JOHNNY MITCHELL

Tight End

Ht: 6-3 Wt: 241

Birthdate: 1-20-71

College: Nebraska

Joined Saints: FA-01

NFL Experience: 5th Season

82

PRO — Former first round pick makes his return to the NFL after an aborted comeback attempt with the New York Jets in 1999. Spent 1992-95 with the N.Y. Jets and played with the Dallas Cowboys in 1996. During his five seasons, he played in 57 games, starting 43 and finishing with 159 receptions for 2,103 yards (13.2 avg.) and 16 TDs. Entered the draft after his sophomore season in college.

CAREER TRANSACTIONS — Signed by the Saints, 6/4/01. Retired from the N.Y. Jets 7/31/99. Signed with the N.Y. Jets, 1/19/99. Signed by the Dallas Cowboys, 11/21/96. Placed on retired list, 7/29/96. Signed by Miami Dolphins, 7/17/96. Granted unconditional free agency by the N.Y. Jets, 4/23/96. Free agency status changed by the Jets from transitional to franchise player, 2/16/96. Designated by Jets as transition player, 2/15/94. On injured reserve list with shoulder injury, 9/8/92-10/11/92. Selected after sophomore season by the N.Y. Jets in first round (15th pick overall) of the 1992 NFL Draft.

HONORS — 1992: PFWA All-Rookie Team

1999 — Signed a two-year contract with the N.Y. Jets, 1/19/99 and announced his retirement at the start of training camp, 7/31. **1996** — Initially named the franchise player of the New York Jets in the offseason, Mitchell was granted unconditional free agency, 4/23/96 and subsequently signed with the Miami Dolphins, 7/17/96...after being placed on the retired list by the Dolphins, 7/29, signed with the Dallas Cowboys, 11/21/96...played in four games for the Cowboys, starting one when the Cowboys opened in a two-tight end alignment, recording one reception for 17 yards...recorded reception in only start of season at Washington, 12/22...appeared in NFC Wild Card playoff vs. Minnesota, 12/28 and had no stats. **1995** — Played in 12 games, started 11 and managed to post good numbers in spite of an early season back injury...had two catches for 23 yards in game 1 at Miami...was inactive for game 2 vs. Indianapolis, game 3 vs. Jacksonville, game 4 at Atlanta and game 5 vs. Oakland...returned to action and had two grabs for 13 yards in game 6 vs. Buffalo...tallied two receptions for 18 yards and one TD in game 8 vs. Miami...seemed to regain his old form with five catches for 87 yards and one TD in game 11 vs. Buffalo...for the second straight week, had five receptions for 50 yards in game 12 at Seattle...led the team and had a season-high nine receptions for 108 yards and one TD in game 14 at New England...for the second straight week, led the team with seven catches for 72 yards and one TD in game 15 at Houston...finished the season with 44 yards on five receptions in

game 16 vs. New Orleans. **1994** — Played in 16 games and started 14...recorded career highs in receptions and yards...was second on the Jets and 17th in the AFC in receptions and second on the team and 18th in the AFC in receiving yards...opened the season strong, recording just two receptions, but making them count for 74 yards in game 1 at Buffalo...for the third straight week, had four catches for 65 yards in game 4 vs. Chicago...five receptions for 79 yards in game 5 at Cleveland...posted a one-yard TD reception in game 6 vs. Indianapolis...recorded three grabs for 27 yards and one TD in game seven vs. New England...was held without a catch for the only time in the season in game 9 vs. Buffalo...rebounded with five receptions for 50 yards in game 10 vs. Green Bay...was a force and led the team and posted career high in receptions with 11-120 in game 11 at Minnesota...posted his third multiple TD of his career and finished with two TD in game 12 vs. Miami...finished the season with one catch for seven yards at Houston. **1993** — Played and started 14 games...had four catches for 64 yards in game 2 at Miami...had a monster day, with 146 yards on seven catches and 3 TDs in game 4 vs. Philadelphia...it was his high in receiving yards...he was the first Jet to score 3 TDs since Al Toon did it in 1986 vs. New Orleans...the lonely other Jet with 3 TDs in a game was Mickey Shuler (1985)...four receptions, 38 yards and two TD, his second multiple TD performance of the season, in game 8 vs. Miami...was inactive in game 10 at Cincinnati and game 11 at New England, due to a knee injury...was 1-10 in his return in game 12 vs. Indianapolis...six receptions for 78 yards in game 15 at Buffalo. **1992** — Earned all-rookie honors from Football Writers/Pro Football Weekly...played in 11 games...one catch for 23 yards in game 1 at Atlanta...injured his shoulder and was placed on IR for game 2 at Pittsburgh, game 3 vs. San Francisco, game 4 at LA Rams, game 5 at New England and game 6 at Indianapolis...returned and had one catch for 18 yards in game 7 vs. Buffalo...had his best game of the season, 4-78 and one TD in game 8 vs. Miami...went 3-41 in game 12 vs. Indianapolis...was 2-7 in game 16 vs. New Orleans.

COLLEGE — Had 50 career catches for 1,011 yards and 13 TD in his career at Nebraska...named to UPI All-America team and was an all-Big 8 selection as a sophomore...was Big 8's Freshman of the Year and named to first-team all-Big 8...he was the first Husker to earn those honors as a freshman since Tom Novak in 1946...his 25.6 receiving avg. as a freshman set a school record...set a school bowl record when he caught five passes for 138 yards and one TD vs. Georgia Tech in the Citrus Bowl.

PERSONAL — Majored in human development (3.59 GPA) at Nebraska...grew up idolizing Hall of Fame San Diego Chargers TE Kellen Winslow...was raised by his grandparents on a 150-acre farm (milked cows, fed the hogs and ducks, helped with the corn, beans, wheat and sugar cane crop) in Tchula, Miss. (pop. 1100) avoiding the tough area of Chicago where his parents lived...moved back to Chicago at 16 to pursue

sports...left Nebraska early to help ease the financial burdens of his parents and grandparents...all-state selection at TE for Simeon (Chicago, Ill.) HS...member of the state championship team as a sophomore...he is ambidextrous...he and wife, Eliana have one daughter, Gabriela (5) and two sons: Neferitti (2) and Kemet (1)...born Jan. 20, 1971 in Chicago, Ill.

Career Statistics: Johnny Mitchell

Year	Team	GP/GS	No.	Yds.	RECEIVING		
					Avg.	LG	TD
1992	N.Y. Jets	11/3	16	210	13.1	37t	1
1993	N.Y. Jets	14/14	39	630	16.2	65t	6
1994	N.Y. Jets	16/14	58	749	12.9	55	4
1995	N.Y. Jets	12/11	45	497	11.0	43t	5
1996	Dallas	4/1	1	17	17.0	17	0
Totals		57/43	159	2103	13.2	65t	16

CAREER HIGHS: Receptions — 11, at Minnesota (11/20/94); Receiving Yards — 146, vs. Philadelphia (10/3/93); Long Reception — 65t, vs. Philadelphia (10/3/93); Receiving TDs — 3, vs. Philadelphia (10/3/93).

POSTSEASON STATISTICS

Year	Team	GP/GS	No.	Yds.	RECEIVING		
					Avg.	LG	TD
1996	Dallas	1/0	0	0	0.0	0	0
Totals		1/0	0	0	0.0	0	0



KEITH MITCHELL

Linebacker

Ht: 6-2 Wt: 245

Birthdate: 7-24-74

College: Texas A&M

Joined Saints: FA-97

NFL Experience: 5th Season

59

PRO — Named to his first Pro Bowl in 2000 after establishing himself as one of the defense's biggest playmakers. Moved into a starting outside linebacker slot at the end of his rookie season and has not relinquished position since. Has not missed a game in four NFL seasons. Mitchell is already tied for the most fumbles returned for touchdowns in Saints history (2).

CAREER TRANSACTIONS — Was re-signed by the Saints 9/30/99. Was originally signed by the Saints as a rookie free agent, 4/25/97.


HONORS — 2000: Pro Bowl, Sports Illustrated All-Pro, Pro Football Weekly All-NFC Team, NFC Defensive Player of the Week - Week 9, Week 11.

2000 — Selected to his first Pro Bowl...started 14 games at LOLB and one of two playoff games...did not start games 10, 12, and the NFC Divisional Playoff because team opened up in dime package...led Saints linebackers in sacks (6.5)...finished season with 94 tackles (58 solo), 6.5 sacks for -37.5 yards, one interception return for 40 yards, five passes defended and four fumble recoveries...led Saints in fumble recoveries, which was also a career-high...also set a career-high in sacks...was tied for fourth in the NFL and second in the NFC in fumble recoveries...finished tied for second in the NFL and first in the NFC with two defensive TDs...finished with

three solo tackles, two assisted tackles and 0.5 sack for -2.5 yards vs. Philadelphia, 9/24...had five solo tackles and one sack for -6 yards at Chicago, 10/8...kept up pace following week vs. Carolina, 10/15, recording seven solo tackles and two sacks for -12 yards...with his performance, Mitchell tied a single-game high in sacks...had four solo tackles, five assisted tackles and one sack for -4 yards at Atlanta, 10/22...his fourth quarter sack of Chris Chandler ended a Falcon drive at the New Orleans 41-yard line with 12:43 remaining and the Saints up 14-13...the Saints subsequently sustained a 8:24 touchdown drive and sealed a 21-13 lead...was named NFC Defensive Player of the Week for the first time in his career with his performance at Arizona, 10/29...recorded seven solo tackles, one assisted tackle, one 40-yard interception return for a TD and one pass defense...in the middle of the third quarter with the Saints trailing 10-7, Mitchell bobbled and then picked off a Jake Plummer throw and ran 40 yards for the game-winning score...received NFC Defensive Player of the Week honors for the second time for his effort at Carolina, 11/12, when he had three solo tackles, one assisted tackle, one sack for -6 yards and two fumble recoveries, one of which he returned 90 yards for a TD...in the second quarter with Carolina at the New Orleans 14-yard line, Mitchell dropped Steve Buerlein for a six yard loss, forcing the Panthers to settle for a field goal and preserving a 7-3 lead...in the



SAINTS VETERANS



third quarter with the Saints leading 7-3, Mitchell picked up a fumble at the New Orleans ten yard line and ran 90 yards for a TD...on Carolina's next possession, he recovered a Beuerlein fumble forced by Willie Whitehead, precipitating another Saints field goal drive...Mitchell's 90-yard TD return was the longest fumble return in Saints history...

...had a career-high 13 tackles (six solo), one sack for -7 yards and one fumble recovery vs. Oakland, 11/19...had one solo tackle, five assisted tackles, one pass defense and one fumble recovery vs. Atlanta, 12/17...recorded six tackles (five solo), one sack for -3 yards and one pass defense in NFL playoffs...recorded three solo tackles, one sack for -3 yards and one pass defense in NFC Wild Card vs. St. Louis, 12/30...Mitchell's second half sack of Kurt Warner ended a St. Louis scoring drive. **1999** — Started and played in all 16 games for the first time in his career...responded by leading the Saints in tackles, with a career-high 104 (76 solo) and recorded 3.5 sacks (23.5 yards) and three interceptions for 22 yards...he also had 14 pass defenses, three forced fumbles and a fumble recovery...Mitchell led the team in tackles twice on the year and was tied for the lead two other times...Mitchell also led the Saints in sacks in the season finale and tied for the lead in another game...led the Saints in game 3, at Chicago, 10/3, when he posted 11 tackles (eight solo), in addition to a forced fumble and a fumble recovery...he also led the Saints with eight tackles (seven solo) at Atlanta, 12/5...he collected 10 tackles (six solo) vs. Tampa Bay, 11/7...tied for the team lead vs. Cleveland, 10/31, when he had seven tackles (three solo) and a pass defense...tied for the team lead at St. Louis, 11/28, when he had five tackles (four solo), which included a sack (ten yards)...collected his first career interception in the season opener, vs. Carolina, which he returned for 18 yards, and posted two pass defenses...his second

career interception (0 yards) came at N.Y. Giants, 10/24, posted two pass defenses and seven tackles (five solo)...had his third career interception at Baltimore, 12/19, (four yards) and two pass defenses...in the season finale, at Carolina, 1/2/00, had a career-high two sacks (ten yards). **1998** — In his most extensive action as a professional, started 15 of the 16 games he saw action in on the year...only game he did not start was game 15, at Arizona, 12/20, when the Saints started in a dime defense...finished seventh on the Saints in tackles, with 66 (42 solo)...also posted 2.5 sacks for 20.5 yards...forced four fumbles, which was tied for third-best in the NFL...also recovered three fumbles, tied for second-best in the NFL, one of which he returned for a 63-yard TD, vs. New England, 10/4, off his own force...posted a season and career-high nine tackles (six solo) at Miami, 11/29, and had one forced fumble...seven tackles vs. Tampa Bay, 10/25...recorded seven tackles (five solo) vs. Atlanta, 12/13, which included one sack for 13 yards...posted seven tackles at Arizona, 12/20 (four solo). **1997** — Saw action in all 16 games, starting two...recorded 24 tackles on the year (20 solo) and four sacks (23 yards lost)...he also posted five special teams stops (all solo) on the year...started final two games of the season in place of an injured Richard Harvey, vs. Arizona, 12/14, when he recorded five tackles (three solo), and at Kansas City, 12/21, when he recorded four tackles (all solo)...had a four-yard sack at San Francisco, 9/21...also posted back-to-back games with an eight-yard sack, at Chicago, 10/5, and vs. Atlanta, 10/12...had a three-yard sack vs. St. Louis, 12/7 as part of his four-tackle day.

COLLEGE — Played four years and made 23 career starts for Texas A&M...made 72 total tackles including 14.5 sacks his senior year, which earned him first-team All-American recognition from *Football News* and first team All-Big 12 honors...second-team All-Southwest Conference pick for junior season...left A&M fourth-all time in career sacks, with 34...played in 1996 East-West Shrine Game...majored in agribusiness.

PERSONAL — Compiled 20 sacks as a senior at Lakeview (Garland, Texas) HS...single...Clarence Marquis "Keith" Mitchell...born July 24, 1974.

Career Statistics: Keith Mitchell

Year	Team	GP/GS	S	A	TT	Sk.-Yds.	Int-Yds.-LG	PD	FF	FR
1997	New Orleans	16/2	20	4	24	4-23	0-0-0	0	0	0
1998	New Orleans	16/15	42	24	66	2.5-20.5	0-0-0	0	4	3
1999	New Orleans	16/16	76	28	104	3.5-23.5	3-22-18	14	3	1
2000	New Orleans	16/14	58	36	94	6.5-37.5	1-40-40t	5	0	4
Totals		63/47	196	92	288	16.5-104.5	4-62-40t	19	7	8

ADDITIONAL STATS: Special Teams Tackles — (1997, 5); (1998, 1); (2000, 1) **Total: 7.**

CAREER HIGHS: Tackles — 13, vs. Oakland (11/19/00); **Sacks** — 2 (2x), at Carolina (1/2/00) & vs. Carolina (10/15/00); **Interceptions** — 1 (4x), last time at Arizona (10/29/00); **Int. Ret for TD** — 1, at Arizona (10/29/00); **Forced Fumbles** — 1 (7x), last time at Carolina (1/2/00); **Fumble Recoveries** — 2, at Carolina (11/12/00).

POSTSEASON STATISTICS

Year	Team	GP/GS	S	A	TT	Sk.-Yds.	Int-Yds.-LG	PD	FF	FR
2000	New Orleans	2/1	5	1	6	1-3	0-0-0	1	0	0
Totals		2/1	5	1	6	1-3	0-0-0	1	0	0

CAREER HIGHS: Tackles — 3 (2x), vs. St. Louis (12/30/00) & at Minnesota (1/6/01); **Sacks** — 1, vs. St. Louis (12/30/00); **Interceptions** — 0; **Int. Ret for TD** — 0; **Forced Fumbles** — 0; **Fumble Recoveries** — 0.



SAINTS VETERANS

CHAD MORTON

Running Back

Ht: 5-8 Wt: 186 Birthdate: 4-4-77

College: Southern California

Joined Saints: D5c-00

NFL Experience: 2nd Season



30

PRO — Filled the roles of third down back and kickoff and punt returner for the Saints as a rookie. Set Saints rookie records in kickoff return yardage (1,029), all-purpose yards (1,656).

CAREER TRANSACTIONS — A fifth round (166th overall) draft choice by the Saints in 2000.

2000 — Primarily used as third down back and return man, played in all 16 games with three starts, starting in two back set at San Diego, 9/10, and as feature back in games 11 and 13...Morton's 1,656 all-purpose yards ranks second all-time on the Saints single-season list...Morton recorded 136 rushing yards on 36 carries, and had 30 receptions for 213 yards...on special teams, he recorded 1029 yards on 44 kickoff returns and 30 punt returns for 278 yards...finished sixth in NFC punt return average (9.3 yards), leading all rookies in the conference...in his first career start at San Diego, 9/10, had one rush for one yard, three receptions for 11 yards, four punt returns for 93 yards and six kickoff returns for 138 yards...had three carries for -3 yards, three punt returns for 25 yards and three kickoff returns for 69 yards at Chicago, 10/8...had one reception for 0 yards, four punt returns for 27 yards and two kickoff returns for 40 yards vs. Carolina, 10/15...one punt return for 13 yards and three kickoff returns for 57 yards at Atlanta, 10/22...had one reception for 21 yards, two punt returns for 12 yards and three kickoff returns for 57 yards at Arizona, 10/29...one rush for three yards, one reception for 14 yards, one punt return for six yards and one kickoff return for 16 yards vs. San Francisco, 11/5...in his first extensive duty at RB following an injury to Ricky Williams, Morton had six rushes for 33 yards at Carolina, 11/12, including running for two key fourth quarter first downs...due to Williams' fractured ankle injury, started vs. Oakland, 11/19, and had a career-high 45 yards...12 carries for 35 yards at St. Louis, setting a career-high in carries...two carries for

ries...also tied Willie Jackson for second in NFL in postseason with 15 receptions (140 yards) and had six punt returns for 65 yards...in NFC Divisional Playoff at Minnesota, 1/6/01, had five carries for 25 yards, 13 receptions for 106 yards and three punt returns for 32 yards...recovered a fumble...tied a NFL playoff record and set a NFC playoff record with his reception total at Minnesota.

COLLEGE — Morton was one of USC's most exciting and versatile athletes, seeing action on offense at tailback and wide receiver, on defense at free safety and cornerback and on special teams returns...ranked eighth on the school's career-record list with 2511 yards rushing...also sprinted for the USC track team in 1999, 1998, and 1996...was All-Pac 10 Conference selection...started every game at tailback as a senior in 1999, leading the team with 262 carries for 1141 yards (4.4 avg.) and 15 TDs...caught 17 passes for 79 yards (4.6 avg.)...returned 19 kickoffs for 341 yards (17.9 avg.) and seven punts for 52 yards (7.4 avg.)...was an All-Pac 10 Conference honorable mention as a junior in 1998...started eight games at tailback, ranking second in the Pac-10 in rushing (96.7) as he ran for 985 yards on 199 carries (4.9 avg.) with six TDs...caught 18 passes for 136 yards (7.6 avg.) and a score...returned two kickoffs for a 58.0 average including 1 TD...ran for 100-plus yards in six games...earned USC's Bob Chandler Award (top underclass athlete/student/leader) as a sophomore in 1997...starred on defense (FS and CB), offense (RB and wide WR) and special teams (punt returner)...moved from CB to FS and started four mid-season games there...made 25 tackles with a 6-yard sack, intercepted two passes which he returned 32 yards (16.0 avg.), recovered two fumbles, forced a fumble and broke up five passes...rushed for 214 yards on 30 carries (7.1 avg.) with a TD...caught a pass for 17 yards...was the Trojans' jack-of-all trades as a redshirt freshman in 1996...finished with 23 tackles...added 171 yards on 26 carries (6.6 avg.) with two TDs...redshirted as a freshman in 1995.

PERSONAL — Played football for three years at South Torrance (Calif.) HS...started at wide receiver as a junior and was a part-time running back as a sophomore...majored in sociology at USC, earning 1998 GTE-Academic All-District VII first team honors...was a three time (1996-98) Pac 10 All-Academic first teamer...received a Senior Recognition Award from USC in 1999 (based on leadership, service, and academics)...younger brother of ex-USC All-American and current Detroit Lions WR Johnnie Morton...another older brother, Eric, was a wide receiver at Dartmouth...born April 4, 1977.





SAINTS VETERANS

Career Statistics: Chad Morton

Year	Team	GP/GS	RUSHING					RECEIVING				
			No.	Yds.	Avg.	LG	TD	No.	Yds.	Avg.	LG	TD
2000	New Orleans	16/3	38	136	3.8	16	0	30	213	7.1	35	0
Totals		16/3	38	136	3.8	16	0	30	213	7.1	35	0

Year	Team	No.	Yds.	Avg.	LG	TD	KICKOFF RETURNS				
							No.	Yds.	Avg.	LG	TD
2000	New Orleans	44	1029	23.4	68	0	30	278	9.3	51	0
Totals		44	1029	23.4	68	0	30	278	9.3	51	0


CAREER HIGHS: Rushes — 12, at St. Louis (11/26/00); Rushing Yards — 45, vs. Oakland (11/19/00); Long Rush — 16, vs. Oakland (11/19/00); Rushing TDs — 0; Receptions — 7, vs. Denver (12/3/00); Receiving Yards — 62, vs. Oakland (11/19/00); Long Reception — 35, vs. Oakland (11/19/00); Receiving TDs — 0; Kickoff Returns — 6, at San Diego (9/10/00); Kickoff Return Yards — 145, vs. Oakland (11/19/00); Long Kickoff Return — 68, vs. Oakland (11/19/00); Kickoff Returned for TD — 0; Punt Returns — 6, vs. Detroit (9/3/00); Punt Return Yards — 93, at San Diego (9/10/00); Long Punt Return — 51, at San Diego (9/10/00).

POSTSEASON STATISTICS

Year	Team	GP/GS	RUSHING					RECEIVING				
			No.	Yds.	Avg.	LG	TD	No.	Yds.	Avg.	LG	TD
2000	New Orleans	2/0	7	30	4.3	9	0	15	140	9.3	23	0
Totals		2/0	7	30	4.3	9	0	15	140	9.3	23	0

Year	Team	No.	Yds.	Avg.	LG	TD	KICKOFF RETURNS				
							No.	Yds.	Avg.	LG	TD
2000	New Orleans	0	0	0.0	0	0	6	65	10.8	17	0
Totals		0	0	0.0	0	0	6	65	10.8	17	0

CAREER HIGHS: Rushes — 5, at Minnesota (1/6/01); Rushing Yards — 25, at Minnesota (1/6/01); Long Rush — 9, at Minnesota (1/6/01); Rushing TDs — 0; Receptions — 13, at Minnesota (1/6/01); Receiving Yards — 106, at Minnesota (1/6/01); Long Reception — 23, vs. St. Louis (12/30/00); Receiving TDs — 0; Kickoff Returns — 0; Kickoff Return Yards — 0; Long Kickoff Return — 0; Kickoff Returned for TD — 0; Punt Returns — 3, vs. St. Louis (12/30/00) & at Minnesota (1/6/01); Punt Return Yards — 33, at Minnesota (1/6/01); Long Punt Return — 17, vs. St. Louis (12/30/00).




CHRIS NAEOLE

Guard

Ht: 6-3 Wt: 313 Birthdate: 12-25-74
College: Colorado
Joined Saints: D1-97
NFL Experience: 5th Season

65

PRO — The selection of Chris Naeole with the 10th overall pick in 1997 represented the first time that a guard had been drafted in the top 10 since 1983 (Chris Hinton, No. 4 - Denver; Bruce Matthews, No. 9 - Houston). It also represented the earliest that the Saints selected a guard since 1972 (Royce Smith, Georgia, No. 8 overall) and marked just the fourth time in the Saints' history that a guard was selected in the first round (John Shinnors, Xavier, 1969; Royce Smith, Georgia, 1972; Kurt Schumacher, Ohio State, 1975). Regarded as an excellent trap blocker, who also possesses excellent speed and power.



CAREER TRANSACTIONS — Signed by the Saints to a five-year contract 7/17/97. Naeole was selected tenth overall by the Saints with a choice obtained from the

Oakland Raiders in exchange of draft choices.

2000 — Started all 16 games and both playoff games at RG...had one tackle off a turnover at St. Louis, 11/26. **1999** — Started and played in 15 games on the year, all at RG...was inactive for one game, vs. Tampa Bay, 11/7, with a knee injury...also posted a tackle following turnovers in games 14-15. **1998** — In his first full season as a professional, was one of just two players on offense to start all 16 games (TE Cameron Cleeland) and just one of five players on the Saints team...all starts came at RG...posted one tackle on a turnover, at San Francisco, 11/22...also recovered one fumble, at Arizona, 12/20. **1997** — Following a knee injury during training camp that sidelined him until after the start of the regular season, Naeole was inactive for the first contest of the season...saw limited action at right guard vs. San Diego, 9/7, at San Francisco, 9/14, at Detroit, 9/21, and at N.Y. Giants, 9/28...sustained an ankle injury in the Giants contest, and was inactive at Chicago, 10/5, and vs. Atlanta, 10/12, before being placed on reserve/injured, 10/17.

COLLEGE — Recorded 58 knockdowns with 30 downfield blocks and 16 touchdown-resulting blocks



SAINTS VETERANS

as a fifth-year senior at Colorado...participated in 760 plays, allowing no sacks and only one pressure after starting all 11 games at RG...was the recipient of the John Mack Award, given to the Most Outstanding Offensive Player on the team...was also All-American first-team selection by The NFL Draft Report, *Football News*, *Associated Press*, *American Football Coaches Association* and *Walter Camp*, adding second-team honors from *The Sporting News*...All-Big 12 Conference first-team pick...as a junior, was an All-American second-team selection by The NFL Draft Report...unanimous All-Big Eight Conference first-team pick after starting every game at RG...on the field for 688 plays as he allowed only two pressures while not giving up a sack for a team ranked sixth in the nation, averaging 486.6 yards per game in total offense and eighth in passing offense (297.2 yards/game)...as a sophomore, was an Associated Press All-Big Eight Conference second-team selection after starting every game at RG, participating in a

team-high 726 plays, allowing only one sack and three QB pressures...as a freshman, saw action in eight games, at both the guard and tackle positions...red-shirted as a freshman...graduated with a 3.0 GPA in sociology.

PERSONAL — Was an All-America first-team selection by Tom Lemming's *Prep Football Report*, adding second-team accolades from *Blue Chip Report* and honorable mention from *USA Today* as a senior at Kahuka (Kaaava, Hawaii) HS...All-Far West pick by *Super Prep Magazine*...two-way tackle, making 56 tackles with five sacks, eight passes deflected, four forced fumbles and three fumble recoveries his senior year...earned two letters in football and one in wrestling...twice named to the school's honor roll...graduated with a 3.0 average...he and his wife, Tara, have a daughter, Azure Ke'alahilani, and a son, Christian Kaiwikani...Chris Kealoha Naeole...born Dec. 25, 1974.

Career Statistics: Chris Naeole

Games Played/Started: (1997, 4/0); (1998, 16/16); (1999, 15/15); (2000, 16/16) Total: 51/47.
Postseason Games Played/Started: (2000, 2/2) Total: 2/2.



CHRIS OLDHAM

Safety

Ht: 5-9 Wt: 200 Birthdate: 10-26-68
College: Oregon
Joined Saints: UFA-00 (Pit)
NFL Experience: 11th Season

28

PRO — Is a dependable, veteran defensive back who can play at cornerback or safety. Adds depth and leadership to special teams and secondary. Primarily used on special teams and on nickel and dime defensive packages in the 2000 season.

CAREER TRANSACTIONS — Signed as an unrestricted free agent with the Saints, 2/14/00. Signed by the Pittsburgh Steelers, 4/12/95. Re-signed by Arizona Cardinals, 6/7/94. Signed by Phoenix Cardinals, 11/22/92. Released by Chargers, 8/25/92. Assigned by Chargers to the San Antonio Riders in 1992 World League enhancement allocation program, 2/20/92. Originally signed by San Diego Chargers, 2/15/92. Released by Cardinals, 11/13/91. Signed by Phoenix Cardinals, 10/15/91. Released by Bills, 10/8/91. Originally signed by Buffalo Bills 9/25/91. Released by Lions, 8/26/91. Signed by Lions, 7/19/90. Originally selected by Detroit Lions in fourth round (105th pick overall) of 1990 NFL draft.

2000 — Played in 13 games with one start and both playoff games with one start...majority of action came on special teams and on nickel and dime defenses...missed games 7-9 with a knee injury...recorded 20 tackles (16 solo), two sacks for -11 yards, two interceptions for 0 yards, three passes defended and one fumble recovery...on special teams had eight tackles (seven solo) and one fumble recovery...in his Saints debut vs. Detroit, 9/3, recorded one solo tackle, one

sack for -5 yards and one fumble recovery, which was returned for one yard...was part of a Saints defensive effort which surrendered a season-low 100 passing yards...with the Saints trailing 14-10 midway through the fourth quarter, Oldham picked up a Sedrick Irvin fumble at the New Orleans 39 yard line...had one solo tackle and one sack for -6 yards at Seattle, 9/17...dropped Jon Kitna for a six-yard loss in the first quarter forcing the Seahawks to punt and leading to a Saints TD to tie the score 7-7...recorded one special teams tackle and one special teams fumble recovery vs. Philadelphia, 9/24...recovered Jason Bostic's muffed punt return in the first quarter, at the Philadelphia 21-yard line, setting up a Saints touchdown on the following drive...made the eighth interception return of his career at Chicago, 10/8, when he picked off Cade McNown in the second quarter, helping set up a Doug Brien field goal...his fourth quarter interception off Trent Green late in the fourth quarter at St. Louis, 11/26 helped seal a 31-24 victory over the defending Super Bowl champions...had four solo tackles, one interception return for eight yards, one pass defense and one special teams tackle in NFC Wild Card Playoff vs. St. Louis, 12/30...his interception of a Kurt Warner pass which was returned to the St. Louis 45-yard line, set a up a New Orleans TD drive that gave the saints a 17-7 lead...started at DB in the dime package in NFC Divisional Playoff at Minnesota, 1/6/01 and had one solo tackle. **1999** — Produced another solid season as the Steelers' nickel



SAINTS VETERANS



back and special-teams captain...registered 16 total tackles (13 solo)...also recorded three sacks, six pass defenses and one forced fumble...was credited with ten special teams tackles...finished the preseason with ten total tackles (eight solo)...credited with a sack and three tackles on special teams...at Cleveland, 9/12, had a big game

on both special teams and defense, collecting the team's first interception of the season, intercepting Ty Detmer in the first quarter, leading to the Steelers' first TD of the season...also had a sack for eight yards...finished with one solo tackle...vs. Seattle, 9/26, returned to action despite a sore ankle sustained the previous week at Baltimore...registered two tackles and a quarterback hurry...at Buffalo, 10/10, had a busy day both on defense and on special teams...registered a team-high three special-teams tackles...also had one tackle and a pass defense...at Cincinnati, 10/17, logged 22 plays on defense and had another solid day on special teams...recovered a fumble on a muffed punt...registered one assisted special teams tackle...also was credited with one tackle and a sack...at San Francisco, 11/7, had a very active day both on defense and special teams...finished with two total tackles...also had a sack, his second of the season, and two quarterback hurries/pressures...registered one assist on special teams...at Kansas City, 12/18, missed his first game in ten years because of a groin injury...vs. Carolina, 12/26, finished with three passes defended in just 16 defensive plays. **1998** — Played in all 16 games and earned one start, replacing injured FS Darren Perry in the 9/27 Seattle contest...finished with 21 total tackles, including 18 solo stops...also was credited with half a sack...collected his sixth career interception in the 12/6 New England game...also returned a fumble by David Dunn on the opening kickoff of the second half of the 12/20 Cincinnati game 54 yards for a TD...contributed seven total tackles on special teams, including five solo stops...played in the Steelers dime packages in the season opener at Baltimore, 9/6...picked up one solo tackle, and also picked up a solo tackle on special teams...had one solo tackle versus Chicago, 9/13...replaced the injured Perry at Miami, 9/20 and had 38 plays...registered three solo tackles...earned the first start of the season and his first as a Steeler in the Seattle game, 9/27 replacing Perry...played admirably, with two total tackles...recovered the second fumble of his career in the third quarter and returned it 22 yards to set up a Steelers' field goal...returned to his role as Perry's backup at Cincinnati, 10/11...participated in 22 plays...was credited with one tackle and a quarterback hurry/pressure...played in 21 of the team's 68 defensive snaps vs. Baltimore, 10/18...recovered a fumble on a Ravens' kickoff return late in the fourth quarter that led

to the Steelers' field goal...played mostly on special teams and nickel defense at Kansas City, 10/26 and had no stats...played in the pass prevent and special teams versus Tennessee, 11/1...had one of his most active days in the secondary in the Monday Night game versus Green Bay, 11/9...registered five total tackles, including four solo stops...also had one tackle for a loss of two yards and two quarterbacks hurries/pressures...recorded one special teams assist...was credited with two tackles at Tennessee, 11/15...also made an excellent stop for minus-four yards that gave the Oilers possession at their own 10-yard line...had an active day especially on special teams at Detroit, 11/26...finished with two tackles and two special-teams stops...also was credited with half a sack...registered two solo special teams tackles and recovered a fumble, his second of the game, on a kickoff fumble caused by Orpheus Roye...collected his first interception of the season, the sixth of his career and his fourth as a Steeler, in the third quarter of the New England game, 12/6 that set up a 43-yard field goal...had one tackle in 15 defensive plays at Tampa Bay, 12/13...also was credited with two quarterback hurries/pressures...made perhaps the most spectacular play of the game against Cincinnati, 12/20 when he picked up a fumble by David Dunn on the opening kickoff of the second half and raced 54 yards for a TD...finished with two tackles and two special teams assists. **1997** — Played in all 16 games and emerged as one of the club's top special teams players...had a key interception late in the game against Washington, 9/7 to help preserve win...finished the season with 20 special teams tackles, tied for second on the team...also had 24 total tackles, 21 solo stops and four sacks...had his second and final interception versus Baltimore, 11/9...registered a season-high five tackles, all solo against Jacksonville, 10/26. **1996** — Played every game and finished second on the team with 27 special teams tackles...had seven solo tackles, two sacks for -10 yards and one pass defended...recorded a season-high four special teams stops (two solo) versus Houston, 9/29...equaled four total (three solo) against Cincinnati, 10/13...had two tackles and first sack (-3 yards) as a Steeler vs. St. Louis, 11/3...registered second sack (-7 yards) of the season and a pass defense against San Diego, 12/8...also downed a Josh Miller punt on Chargers three-yard line...played postseason game vs. Indianapolis, 12/29 and recorded season-best five special teams tackles, four solos...added three more stops at New England, 1/5/97...led the team with eight special teams tackles in postseason. **1995** — Played in 16 games...finished the season with 15 tackles and added 12 special teams tackles to tie for fifth on team...had season-high two special teams tackles vs. San Diego, 10/1 and at Cincinnati, 11/19...registered a season-high five defensive tackles vs. Cleveland, 11/13...produced a fourth quarter interception at Cleveland, 11/26 to help preserve a 20-17 Pittsburgh lead and eventual win...added four tackles at Oakland, 12/10 for second-highest output...had his best game vs. New England, 12/16, registering two defensive stops and one special teams tackle...also recovered a Ben Coates fumble forced by Greg Lloyd and returned it 23 yards for a TD in fourth quarter to

SAINTS VETERANS



give Steelers a two-score advantage with 1:30 remaining in game...played every postseason game...had four tackles and two passes defended...caused a Thurman Thomas fumble at the Pittsburgh 17-yard line to preserve a 20-0 lead just before the half versus Buffalo, 1/6/96 in AFC playoff game...made touchdown-saving pass defense in end zone versus Indianapolis, 1/14/96 in AFC Championship, forcing Indianapolis to settle for field goal that gave the Colts a 6-3 second-quarter lead...added a pass defended in Super Bowl against Dallas, 1/28/96. **1994** — Played 11 games as a reserve CB and special teamer for Cardinals...was inactive for games 2, 3, 8-10...started final regular-season game at Atlanta, 12/24...finished second on team with 19 special teams stops. **1993** — Collected 50 tackles and a team-high three forced fumbles despite starting just six games...also had eight passes defended and one interception while playing both safety and cornerback...had a solid game in Philadelphia, 9/5 with five tackles, and interception in the end zone, a forced fumble and a pass defended in just 17 plays from scrimmage...added three solo stops and a tackle inside the 20-yard line on five kickoff coverage plays...started at safety in place of Lorenzo Lynch versus Dallas, 9/19 and posted six tackles and a sack (-1 yard)...started at FS in place of John Booty the next two weeks...led the club with 11 tackles against New Orleans, 10/31...was credited with five tackles and a hurry at Dallas, 11/14, the latter forcing Cowboys QB Bernie Kosar into an intentional grounding penalty from his own end zone for a safety...totaled six tackles, one forced fumble, one pass defense and a hurry at N.Y. Giants, 11/28...played primarily on special teams in final two games when Booty returned to lineup. **1992** — Signed with Cardinals 12/22...turned in superb effort in season-final with three solo tackles and three pass defenses versus Tampa Bay, 12/27...began year with San

Diego Chargers 2/15 as a free agent...assigned to World League and started nine games for San Antonio Riders and posted 43 tackles, one sack, three interceptions, three pass defenses, two forced fumbles and one fumble recovery for the league's top-rated defense...returned an interception 22 yards for score in 17-14 win over Birmingham Fire, 4/25...returned to Chargers for training camp...waived 8/26 before joining Cards late in season. **1991** — Played in two contests with Buffalo and two more with Cardinals...waived by Detroit in preseason, 8/26...signed by Bills a month later, 9/26...played for Buffalo during weeks 5-6, then released 10/8...signed with Cardinals 10/16...saw action in two outings before being waived 11/13. **1990** — Collected 23 solo tackles, one interception and a pass defense as Detroit Lions rookie...returned an interception 28 yards in 27-10 win at New Orleans, 10/28...registered three tackles against Green Bay, 9/30, Denver, 11/22 and at Seattle, 12/30...also had 13 kickoff returns for 234 yards, 18.0 avg. with long returns of 42 yard vs. Chicago, 12/16 and 41 yards at Kansas City, 10/14...was originally selected by Detroit in fourth round, 105th overall of 1990 NFL Draft.

COLLEGE — Registered 145 tackles and 13 interceptions during impressive career at Oregon...averaged 28.7 yards on 42 kickoff returns during college career, including 99-yard TD against Southern California...led the country in kickoff returns as a junior with 29.4 average...majored in communications.

PERSONAL — Attended Highlands (Sacramento, Calif.) HS...also played guard on basketball team, shortstop on baseball squad and competed in the long jump in track...he and his wife, Eliza, have a daughter, Elise...his father, Hugh, played for Ottawa Rough Riders of the CFL...Chris Martin Oldham...born 10/26/68.

TO THE TOP...

The Saints went from last in the NFC West in 1999 to a division title in 2000 and became the fifth different team to win the NFC West in the last five seasons (1996-2000). The list of teams that went from last place to a division title since 1990:

Year	Champ (Division)	Record	Previous Year
1991	Denver (AFC West)	12-4	5-11
1992	San Diego (AFC West)	11-5	4-12
1993	Detroit (NFC Central)	10-6	5-11
1997	N.Y. Giants (NFC East)	10-5-1	6-10
1999	St. Louis (NFC West)	13-3	4-12
1999	Indianapolis (AFC East)	13-3	3-13
2000	New Orleans (NFC West)	10-6	3-13



SAINTS VETERANS

Career Statistics: Chris Oldham										
Year	Team	GP/GS	S	A	TT	Sk.-Yds.	Int-Yds.-LG	PD	FF	FR
1990	Detroit	16/0	23	2	25	0-0	1-28-28	1	0	0
1991	Buffalo	2/0	0	0	0	0-0	0-0-0	0	0	0
1991	Arizona	2/0	0	0	0	0-0	0-0-0	0	0	0
1992	Arizona	1/0	3	0	3	0-0	0-0-0	3	0	0
1993	Arizona	16/6	42	8	50	1-1	1-0-0	3	3	0
1994	Arizona	11/1	2	0	2	0-0	0-0-0	0	0	0
1995	Pittsburgh	16/0	10	5	15	0-0	1-12-12	4	0	1
1996	Pittsburgh	16/0	7	0	7	2-10	0-0-0	1	0	0
1997	Pittsburgh	16/0	21	3	24	4-15	2-16-8	4	3	0
1998	Pittsburgh	16/1	18	3	21	0.5-0.5	1-14-14	1	0	2
1999	Pittsburgh	15/0	13	3	16	3-21	1-9-9	6	1	0
2000	New Orleans	13/1	16	4	20	2-11	2-0-0	3	0	1
Totals		140/9	155	28	183	12.5-58.5	9-79-28	26	7	4


ADDITIONAL STATS: Special Teams Tackles — (1990, 7); (1993, 3); (1994, 19); (1995, 12); (1996, 27); (1998, 7); (1999, 10); (2000, 10) Total: 113; Kickoff Returns — (1990, 13-234, 42 LG) Total: 13-234, 42 LG.

CAREER HIGHS: Tackles — 11, vs. New Orleans (10/31/93); Interceptions — 1 (9x), last time at St. Louis (11/26/00); Int. Ret for TD — 0.

POSTSEASON STATISTICS										
Year	Team	GP/GS	S	A	TT	Sk.-Yds.	Int-Yds.-LG	PD	FF	FR
1995	Pittsburgh	3/0	2	2	4	0-0	0-0-0	2	1	0
1996	Pittsburgh	2/0	1	0	1	0-0	0-0-0	0	0	0
1997	Pittsburgh	2/0	1	0	1	0-0	0-0-0	1	0	0
2000	New Orleans	2/1	5	0	5	0-0	1-8-8	1	0	0
Totals		9/1	9	2	11	0-0	1-8-8	4	1	0
Saints Totals		2/1	5	0	5	0-0	1-8-8	1	0	0

ADDITIONAL STATS: Special Teams Tackles — (1995, 1); (1996, 7); (1997, 1); (2000, 1) Total: 10.

CAREER HIGHS: Tackles — 4, vs. St. Louis (12/30/00); Sacks — 0; Interceptions — 1, vs. St. Louis (12/30/00); Int. Ret for TD — 0; Forced Fumbles — 1, vs. Buffalo (1/6/96); Fumble Recoveries — 0.



MARCUS PRICE

Tackle

Ht: 6-6 Wt: 321 Birthdate: 3-3-72

College: LSU


Joined Saints: FA-00

NFL Experience: 4th Season

70

PRO — Massive, athletic offensive lineman who can play either tackle or guard.

CAREER TRANSACTIONS — Signed by Saints 3/23/00. Released by San Diego Chargers 9/21/99. Signed to San Diego's roster off Jacksonville's practice squad 11/26/97. Waived by the Jaguars 8/25/96. Placed on reserve-injured on 8/19/95. Originally drafted by Jacksonville in the sixth round in 1995.



2000 — Saw action in seven games, primarily on special teams...inactive for both playoff games...played in games 1-4 and 7-9...was inactive for games 5-6, 10-12 and 14-16...was waived by Saints, 12/3, and re-signed 12/5...played at RT in fourth quarter vs. San Francisco, 11/5.

1999 — Was waived by San Diego, 9/21. **1998** — Saw action in ten games on offense and special teams in second season with San Diego. **1997** — Saw action in two games with San Diego in 1997...saw action at tackle in each of the last two games, including vs. Kansas City, 12/14, and at Denver, 12/21...signed to Chargers' active roster off Jacksonville's practice squad, 11/26. **1996** — Spent training camp with Jacksonville, but was waived at final cut, 8/25...spent the rest of the year out of football. **1995** — Played in Jaguars' first two preseason games...suffered torn ligaments in his left ankle against Miami Dolphins, 8/4...placed on reserve/injured on 8/19...spent entire 1995 season rehabilitating injury.

COLLEGE — Played right tackle for Louisiana State in 1994...school averaged 220.3 yards passing per game...moved into starting lineup at right tackle in 1993...reserve in 1992, playing at left tackle for 10 games and left guard for one game...played in eight games in 1991 after redshirted as freshman in 1990.

PERSONAL — All-district selection during his two-year career as two-way tackle at Lincoln (Port Arthur,

SAINTS VETERANS



(Texas) HS...lettered twice in track while competing in discus...active in the community with elementary schools and Fellowship of Christian Athletes...married

(Roxanne)...Marcus Raymond Price...born March 3, 1972, in Port Arthur, Texas.

Career Statistics: Marcus Price

Games Played/Started: San Diego - (1997, 2/0); (1998, 10/0); New Orleans - (2000, 7/0) Total: 19/0 (San Diego 12/0; New Orleans 7/0).



TUTAN REYES

Tackle

Ht: 6-3 Wt: 299

Birthdate: 10-28-77

College: Mississippi

Joined Saints: D5a-00

NFL Experience: 2nd Season

76

PRO — Did not see action in 2000, while learning the nuances of the tackle position behind seven-time Pro Bowl participant William Roaf.


CAREER TRANSACTIONS — Selected by the Saints in the fifth round (131st player overall) of the 2000 draft.

2000 — Was inactive for every game his rookie season.

COLLEGE — Started 25 games in his career at the University of Mississippi, including 24 straight at LT in 1998 and 1999...played in all 12 games in 1997, including Ford Motor City Bowl...only start was in season opener against Central Florida...was on extra point and field goal teams...moved from tight end to offensive tackle...saw action in all 11 games as a red-shirt freshman and earned his first letter...redshirted as a freshman in 1995.

PERSONAL — An All-Queens selection at August

Martin (Queens, N.Y.) HS who was also named to the Coaches All-City squad...caught 18 passes for 413 yards and five TDs in his senior year...helped team to 13-7 record, including 8-3 mark senior season...earned two letters in football and two in basketball...an outstanding basketball player who garnered All-Queens honors...graduated with a degree in management...made Dean's Honor Roll in Fall of 1998...made SEC's 1996 Academic Honor Roll...three-time member of the University of Mississippi Athletic Association Honor Roll in (Fall, 1995; Spring, 1997 and Spring, 1998)...born Oct. 27, 1977, in Queens, N.Y.



Career Statistics: Tutan Reyes

Games Played/Started: (2000, 0/0) Total: 0/0.



WILLIAM ROAF

Tackle

Ht: 6-5 Wt: 312

Birthdate: 4-18-70

College: Louisiana Tech

Joined Saints: D1a-93

NFL Experience: 9th Season

77

PRO — Possesses excellent combination of size, strength and quickness. After playing all year at right tackle in his rookie season, was moved to the left side in 1994. Has evolved into one of the best tackles in the league. From 1993-96, had a string of 57 consecutive games in which he started, which ran through the ninth game of 1996. Has been named to seven consecutive Pro Bowls, all as a starter, making him the only player in Saints history to have been named to the team seven straight times. In addition, he is the only Saints player to have been selected seven times

overall. In 1999, Roaf became the 29th player in team history to play in 100 games. He has appeared in 124 career games with New Orleans, which is 18th on the club's all-time list. By appearing in all 16 games in 2001, Roaf can move past Joe Federspiel, Sam Mills, John Tice, Archie Manning and John Hill into 13th place all-time.

CAREER TRANSACTIONS — Re-signed by Saints, 7/12/96. Selected by the Saints in the first round (8th player overall, 1st offensive lineman) of the 1993 draft



SAINTS VETERANS


with a choice obtained from Detroit for LB Pat Swilling. Was the first player from a Louisiana college ever taken by the Saints in the first round, and the first player the Saints have ever drafted from Louisiana Tech.

HONORS — 2000: Pro Bowl starter, *Associated Press* Second Team All-Pro, *Sports Illustrated* All-Pro, *Pro Football Weekly* All-NFL Team, *Pro Football Weekly* All-NFC Team, *College & Pro Football Newsweekly* Second Team All-Pro, *Football Digest* First Team All-Pro, *USA Today* All-Pro. **1999:** Pro Bowl Starter, *Football News* All-NFC, *College & Pro Football Weekly* Second Team All-Pro. **1997:** Pro Bowl Starter, *Pro Football Weekly*/PFWA All-NFC Team. **1996:** Pro Bowl Starter, PFWA, *The Sporting News*, *Pro Football Weekly* First Team All-Pro, *Pro Football Weekly* All-NFC, *Associated Press* Second Team All-Pro. **1995:** Pro Bowl starter, *Associated Press* First Team All-Pro, PFWA First Team All-Pro, *The Sporting News* first team All-Pro, *Pro Football Weekly* First Team All-Pro, UPI First Team All-NFC, *Pro Football Weekly* All-NFC, NFL Alumni Association Offensive Lineman of the Year, NFLPA NFC Offensive Lineman of the Year. **1994:** Pro Bowl Starter, *Associated Press* All-Pro, PFWA First Team All-Pro, *The Sporting News* First Team All-Pro, *Pro Football Weekly* First Team All-Pro, UPI First Team All-NFC, *Pro Football Weekly* First Team All-NFC, NFLPA NFC Offensive Lineman of the Year. **1993:** PFWA All-Rookie Team.

2000 — Made his seventh consecutive trip to the Pro Bowl, both as a starter and overall, making him the only player in Saints history to be named seven times overall or seven times as a starter...started all 16 contests at left tackle...anchored an offensive line which helped produce 129.3 yards per game rushing in 2000. The Saints ranked eighth in the NFL in rushing offense, the club's highest total since 1987 (136.9)...in addition to his Pro Bowl accolades, was also named to several All-Pro teams and was named to the 1990s All-Decade Team, selected by the Pro Football Hall of Fame. **1999 —** Made his sixth consecutive trip to the Pro Bowl, making him the only player in Saints history to be named six consecutive years...started all 16 contests at the LT...anchored an offensive line which helped produce 105.6 yards per game rushing in 1999, which was the first time since 1993 that they averaged 100+ yards over the course of the season in that category (1993-110.4)...continued to be a stabilizing influence to an offense that saw a variety of changes at the quarterback position...also had one fumble recovery. **1998 —** Made his fifth consecutive trip to the Pro Bowl, all as a starter, making him the only player in Saints history to be named five consecutive years...started all 15 games he saw action in on the year...was inactive for just one contest in 1998, at Carolina, 11/1, after undergoing an arthroscopy of the knee...returned to the starting lineup for the very next contest, at Minnesota, 11/8. **1997 —** Made his fourth consecutive trip to the Pro Bowl as a starter, which made him only the fourth Saints player to be selected to that many consecutive games...started all 16 contests at LT and participated in every offensive play for the fourth year of his NFL career...was one of only five

offensive players to have started every game of the season...continued his dominance at LT as he provided a stabilizing force to an offense that saw a variety of changes at quarterback and running back...also posted five tackles on the year following turnovers. **1996 —** Made his third consecutive trip to the Pro Bowl after suffering a partial tear of the media collateral ligament in his knee against San Francisco 11/3...is the fifth Saint to be selected to the Pro Bowl three or more straight years...started each of the first nine games at LT and did not miss an offensive snap through the first eight...sustained a partial MCL tear...was inactive for three contests, games 10-12...overall, started all 13 games in which he played...against San Francisco 11/3, injury sustained ended a streak of 3,392 straight offensive plays in which Roaf had participated...had not missed a snap in his NFL career prior to that...against Houston 11/10, was declared inactive, ending a streak of 57 straight games in which he had played and started...streak was the longest of any Saints offensive player. **1995 —** Made his second consecutive trip to the Pro Bowl, the first offensive lineman in team history to be voted more than once...started all 16 games at LT and was in for every offensive play...was selected to virtually every All-Pro team...was also the NFL Alumni Association's Offensive Lineman of the Year...was awarded an offensive game ball in win over Carolina, 11/26. **1994 —** Became just the fourth offensive lineman and first tackle in club history to be voted to the Pro Bowl...was a consensus first-team All-Pro choice, as well as the NFLPA's NFC Offensive Lineman of the Year...started all 16 games at LT and did not miss an offensive snap for the second straight year...was awarded offensive game balls in wins vs. Atlanta 11/13, at Atlanta 12/11 and at Denver 12/24. **1993 —** Started all 16 games at RT and did not miss an offensive snap...was one of only two linemen to open all 16 contests...was the first Saints rookie to start all 16 games since CB Robert Massey in 1989, and the first Saints rookie offensive lineman to open every regular season game since G Brad Edelman started all nine in 1982...was awarded an offensive game ball in win at Rams, 10/3, as Saints totaled 359 yards of total offense, including 154 on the ground (4.8 avg.)...was voted to every all-rookie team.

COLLEGE — Was a finalist for the Outland Trophy his senior season at Louisiana Tech, when he yielded just one sack in his only year at right tackle...an All-Southern Independent choice as a junior when he started every game at LT, and also started every contest as a sophomore...was coached at Tech by former Eagles and Saints offensive lineman Pete Perot...played in the Hula Bowl and the East-West Shrine Game...majored in



sociology.

PERSONAL — Was an all-district choice in football, and was the power forward on the basketball team at Pine Bluff (Arkansas) HS...ran for a touchdown on a tackle-eligible play in his senior year...father is a dentist in Pine Bluff, and mother is a member of the Arkansas State Supreme Court...as a seventh-grader,

Career Statistics: William Roaf

Games Played/Started: (1993, 16/16); (1994, 16/16); (1995, 16/16); (1996, 13/13); (1997, 16/16); (1998, 15/15); (1999, 16/16); (2000, 16/16) Total: 124/124.
Postseason Games Played/Started: (2000, 2/2) Total: 2/2.



DARRIN SMITH

Linebacker

Ht: 6-1 Wt: 230

Birthdate: 4-15-70

College: Miami (Fla.)

Joined Saints: FA-00

NFL Experience: 9th Season

54

PRO — Veteran linebacker was signed by the Saints in 2000 at the start of training camp. Following a season-ending injury to Charlie Clemons, assumed the middle linebacker role. A veteran who is solid against the run and is considered on the NFL's best in pass coverage.

CAREER TRANSACTIONS — Re-signed by the Saints 3/30/01. Signed by the Saints, 7/16/00. Released by Seattle, 2/10/00. Signed with Seattle, 3/5/98. Placed on injured reserve list 11/19/97. Signed as an unrestricted free agent with Philadelphia, 3/19/97, and played one season with the Eagles. Entered the NFL as the Dallas Cowboys' second-round draft choice (54th overall) in 1993.

HONORS — 1994: NFC Defensive Player of the Week, Week 16. **1993:** PFWA All-Rookie Team

2000 — Appeared in all 16 games and started 11 at MLB, as well as both playoff games...collected 113 tackles, two sacks for -13 yards, two interception returns for 56 yards, including a 41-yard TD return...also led team with 21 passes defended, and added three special teams tackles and one special teams forced fumble...was the Saints' second leading tackler and also recorded the second most tackles in his career as well as attaining a career-high in solo tackles (73)...played a reserve role in defense in games 1-5, and then started at MLB for games 11-16 and both playoff games...had one solo tackle, one assisted tackle and two passes defended vs. Detroit, 9/3...had one solo tackle and one pass defended at San Diego, 9/10...led the team in tackles with ten (four solo) at Seattle, 9/17...had two passes defended vs. Philadelphia, 9/24...had two assisted tackles, one interception return for 15 yards and two passes defended at Chicago, 10/8...intercepted Cade McNown at the New Orleans 20-yard line in fourth quarter and returned it 14 yards...in his first start at MLB for Saints vs. Carolina, 10/15, had six solo tackles, one assisted tackle and one pass defended...had

worked as a page in the Arkansas State Capitol in Little Rock for former President Bill Clinton, then Governor of Arkansas...in 1998, purchased 40 season tickets for at-risk youth in the New Orleans area, giving 200 local youth the chance to see the Saints in action...single...developed a web site with teammate Kyle Turley at www.trenchwarfareonline.com...William Layton Roaf...born April 18, 1970.

ten tackles (eight solo) and two passes defended at Atlanta, 10/22...led Saints defense with 12 tackles (eight solo), two passes defended and one special teams tackle in victory at Arizona, 10/29...had team-high 14 tackles (12 solo) vs. San Francisco, 11/5...led Saints for third consecutive week with 11 tackles (five solo) and one pass defended at Carolina, 11/12...held team lead in tackles for fourth consecutive week, tying Keith Mitchell with 13, eight solo), also adding two passes defended vs. Oakland, 11/19...had three solo tackles, one sack for -5 yards and three passes defended in victory at St. Louis, 11/26...on special teams, had one assisted tackle and one forced fumble...had six tackles vs. Denver, 12/3...recorded eight tackles (four solo), one sack for -8 yards and one assisted special teams tackle at San Francisco, 12/10...had five tackles (two solo) vs. Atlanta, 12/17...had eight solo tackles, one assisted tackle, a 41-yard interception return for a TD and two passes defended in season finale vs. St. Louis, 12/24...had two solo tackles, one assisted tackle, one pass defended, one special teams tackle and one kickoff return for two yards in NFC Wild Card vs. St. Louis, 12/30...had three solo tackles and one assisted tackle in NFC Divisional Playoff at Minnesota, 1/6/01. **1999 —** Started 15 games and recorded a then-career-high 65 solo tackles...his 90 total tackles ranked third on the team...registered five solo stops and a sack vs. Detroit, 9/12...tied for lead with nine solo stops at Chicago, 9/19...led the team with 11 tackles (nine solo) at Pittsburgh, 9/26...finished tied for second on the team with eight tackles vs. Oakland, 10/3...led team with 10 tackles (nine solo) and also had one pass defended vs. Buffalo, 10/24...vs. Cincinnati, 11/7 finished with six tackles (three solo), a pass defense and an interception in the endzone stalling a Bengals drive late in the half...had 10 tackles vs. San Diego, 12/12...recorded seven tackles (four solo) and a pass defended in playoff game vs. Miami, 1/1/2000. **1998 —** Started 12 games, including three at MLB...had a career-high three interceptions...led the team with 12 tackles and tied a career-



SAINTS VETERANS

high with 2.0 sacks, also added a fumble recovery in season opening victory at Philadelphia, 9/6...led the team for the second consecutive game with 10 tackles vs. Arizona, 9/13...recorded 2.0 sacks and added a forced fumble in that game...started at MLB vs. Washington, 9/20, and recorded seven tackles and intercepted a pass that set-up a touchdown...it was his first career start at MLB, a position he played due to the injuries to Dean Wells (knee) and DeShone Myles (knee)...Smith then moved back outside at Pittsburgh, 9/27...finished with five tackles, including a sack on which he forced and recovered a fumble at Kansas City, 10/4...returned an interception 23 yards for a TD vs. Denver, 10/11...it was the second interception return TD of his career...tied for seventh in the AFC with 5.0 sacks, which also marked a career-high...inactive vs. Oakland, 11/1 with an ankle injury...scored on a 26-yard interception return (second of season) to help Seattle to a 24-12 victory over Kansas City, 11/8...inactive with ankle injury at Oakland, 11/15, and was replaced by rookie Anthony Simmons...inactive at Denver, 12/27, with a lower back injury. **1997** — Played and started seven games for the Philadelphia Eagles...suffered a sprained ankle in training camp and missed three of the first five games...had a sack, forced fumble and fumble recovery on one play vs. Arizona, 10/19...later in the season he suffered a torn ligament in his right ankle and missed the final six games...underwent surgery, 11/11, and was placed on injured reserve, 11/19. **1996** — Finished third on the team with a career-best 117 tackles, while starting all 16 games at weak outside linebacker...reached double digits in tackles six times...recovered a fourth quarter fumble by Cris Carter in an NFC Wild Card victory over the Vikings. **1995** — Missed the first seven games of the season before agreeing to terms with the Cowboys and starting the final nine games at weak outside linebacker...first game was at Atlanta, 10/29...averaged eight tackles in final five games of the season...equaled a career-high with two sacks at Arizona, 12/25...started Super Bowl XXX for the

Cowboys and recorded six tackles in a 27-17 win over Pittsburgh. **1994** — Finished fourth in tackles on a defense that led the NFL...recorded two sacks, a forced fumble and a fumble recovery in a win at Washington, 10/2...finished the season with two strong performances, recording a career-high 15 tackles versus Cleveland, 12/10 and intercepting two passes, with one returned for a fourth quarter TD in New Orleans on 12/19...was named NFC Defensive Player of the Week for his game against the Saints. **1993** — Consensus all-rookie selection...started 13 regular season games and all three in the postseason...played in the weak linebacker spot for the Cowboys collecting 93 tackles with two fumble recoveries...had a season-high 14 stops at Philadelphia, 10/31.



COLLEGE — Four-year letterwinner at Miami (Fla.)...was part of two national championship teams (1989 and 1991)...finished his career with 401 tackles and ten sacks...finalist for the Butkus Award as the nation's top linebacker after his senior season in 1992...shared Big East Defensive Player of the Year honors with Syracuse's George Rooks as a junior in 1991.

PERSONAL — Football and track letterman at Norland (Miami, Fla.) HS...earned his MBA from Miami in 1993 and owns a real estate business in South Florida...active member of the Fellowship of Christian Athletes...lives in Miami with his wife, Kimberly...born April 15, 1970.

STREAKING ALONG

The 6-game win streak by the Saints from Oct. 8 through Nov. 12 was the 4th-longest in Saints history. A list of winning streaks of 6 games or better for the Saints in their history ...

Streak	Year(s)	Games	Final Record
9	1987	7th through 15th games (end of season)	12-3
9	1990-91	15th through 16th games of 1990, 1st through 7th games in 1991	11-5 in 1991
7	1988	2nd through 8th games	10-6
6	2000	5th through 10th games	10-6

SAINTS VETERANS



Career Statistics: Darrin Smith

Year	Team	GP/GS	S	A	TT	Sk.-Yds.	Int.-Yds.-LG	PD	FF	FR
1993	Dallas	16/13	49	44	93	1-7	0-0-0	4	0	2
1994	Dallas	16/16	51	52	103	4-21	2-13-13t	10	1	2
1995	Dallas	9/9	43	22	65	3-13	0-0-0	0	0	1
1996	Dallas	16/16	62	55	117	1-7	0-0-0	1	0	0
1997	Philadelphia	7/7	9	4	13	1-5	0-0-0	3	1	1
1998	Seattle	12/12	59	21	80	5-35	3-56-26t	5	2	2
1999	Seattle	15/15	65	25	90	1-2	1-0-0	3	0	0
2000	New Orleans	16/11	75	41	116	2-13	2-56-41t	21	0	0
Totals		107/89	411	263	674	18-103	8-125-41t	47	4	8
Saints Totals		16/11	75	41	116	2-13	2-56-41t	21	0	0

ADDITIONAL STATS: Special Teams Tackles — (1993, 6); (1994, 6); (1995, 2); (2000, 3) **Total: 17; Special Teams Forced Fumbles** — (2000, 1) **Total: 1.**

CAREER HIGHS: Tackles — 15, vs. Cleveland (12/10/94); **Sacks** — 2 (4x), last time vs. Arizona (9/13/98); **Interceptions** — 2, at New Orleans (12/18/94); **Int. Ret for TD** — 1 (4x), last time vs. St. Louis (12/24/00); **Forced Fumbles** — 1 (4x), last time at Kansas City (10/4/98); **Fumble Recoveries** — 1 (8x), at Kansas City (10/4/98).

POSTSEASON STATISTICS

Year	Team	GP/GS	S	A	TT	Sk.-Yds.	Int.-Yds.-LG	PD	FF	FR
1993	Dallas	3/3	8	3	11	0-0	0-0-0	1	0	0
1994	Dallas	2/2	8	4	12	0-0	0-0-0	1	0	0
1995	Dallas	3/3	6	7	13	0-0	0-0-0	1	1	0
1996	Dallas	2/2	6	3	9	0-0	0-0-0	1	1	1
1999	Seattle	1/1	4	3	7	0-0	0-0-0	1	0	0
2000	New Orleans	2/2	5	2	7	0-0	0-0-0	1	0	0
Totals		13/13	37	22	59	0-0	0-0-0	6	2	1
Saints Totals		2/2	5	2	7	0-0	0-0-0	1	2	1

ADDITIONAL STATS: Special Teams Tackles — (1996, 1); (2000, 1) **Total: 2; Kickoff Returns** — (2000, 1-2) **Total 1-2.**



TERRELLE SMITH

Fullback

Ht: 6-0 Wt: 246 Birthdate: 3-12-78

College: Arizona State

Joined Saints: D4-00

NFL Experience: 2nd Season

44

PRO — Played a major role in team's success as the starting fullback and kickstarted the Saints long-dormant running game. Is expected to be ready for regular season after undergoing offseason back surgery and rehabilitation. Is a powerful blocker and punishing runner.


CAREER TRANSACTIONS — Terrelle Smith was drafted by the Saints with their fourth round selection (96th overall) in the 2000 NFL Draft.

2000 — Assuming the starting fullback role after being drafted, Smith became one of the top blocking backs in the league in his rookie season...more important than his 29 rushes for 131 yards and 12 receptions for 65 yards was the fact that the Saints rushing offense piled up 129.3 yards rushing per game in 2000, their highest total since 1987 (136.9) and that his blocking for Ricky Williams gave the Saints their first 1000-yard rusher since 1989...started nine games at FB, appearing in 14 overall...was inactive for final two games of the season and both playoff games due to back injury...had three receptions for 14 yards at San Diego, 9/10...had three receptions for 18 yards at Chicago, 10/8...in his first action carrying the ball, had

four carries for 22 yards vs. Carolina, 10/15...had one carry for three yards at Arizona, 10/29...had two carries for six yards vs. San Francisco, 11/5...had four carries for a season-high 42 yards vs. Oakland, 11/19...had a season-high six carries for 20 yards at St. Louis, 11/26...had one carry for -3 yards vs. Denver, 12/3...in final action before suffering back injury, had six carries for 18 yards, including one fumble, at San Francisco, 12/10.

COLLEGE

— Served as blocking FB for star running back J.R. Redmond in 1999, a third round pick of the New England Patriots, after moving over from LB position...had 22 carries for 129 yards (5.7 avg.) with one touchdown...also had 11 receptions for 95 yards...played LB in ten games in 1998 and posted six tackles (two





SAINTS VETERANS

solo)...posted one tackle in the season opener against Washington...posted one assist at BYU...recorded one solo tackle in the Sun Devils' 34-15 win over North Texas...posted one assist in ASU's 24-3 rout of Oregon State...also had one assist against Notre Dame and one in the Sun Devils' 55-22 rout of California...also contributed on special teams.

PERSONAL — A 1996 graduate of Canyon Springs (Moreno Valley, Calif.) HS...played both running back and linebacker...named all-American by *BlueChip Illustrated*...*SuperPrep* all-state, all-C.I.F., California

Career Statistics: Terrelle Smith

		RUSHING							RECEIVING				
Year	Team	GP/GS	No.	Yds.	Avg.	LG	TD	No.	Yds.	Avg.	LG	TD	
2000	New Orleans	14/9	29	131	4.5	16	0	12	65	5.4	10	0	
Totals		14/9	29	131	4.5	16	0	12	65	5.4	10	0	

CAREER HIGHS: Rushes — 6 (2x), at St. Louis (11/26/00) & at San Francisco (12/10/00); Rushing Yards — 42, vs. Oakland (11/19/00); Long Rush — 16, vs. Oakland (11/19/00); Rushing TDs — 0; Receptions — 3 (2x), at San Diego (9/10/00) & at Chicago (10/8/00); Receiving Yards — 18, at Chicago (10/8/00); Long Reception — 10, at Atlanta (10/20/00); Receiving TDs — 0.

POSTSEASON STATISTICS

		RUSHING						RECEIVING				
Year	Team	GP/GS	No.	Yds.	Avg.	LG	TD	No.	Yds.	Avg.	LG	TD
2000	New Orleans	0/0	0	0	0.0	0	0	0	0	0.0	0	0
Totals		0/0	0	0	0.0	0	0	0	0	0.0	0	0



DAVE STACHELSKI

Tight End

Ht: 6-3 Wt: 245 Birthdate: 3-1-77

College: Boise State

Joined Saints: FA-00

NFL Experience: 2nd Season

89

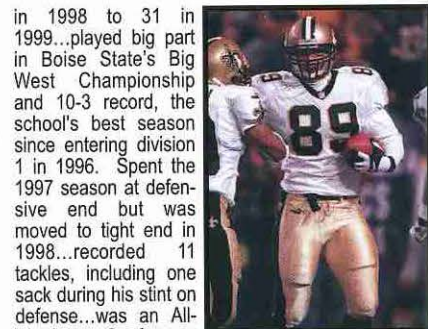
PRO — Second-year tight end saw action in four regular season games and both playoff games in his rookie year with Saints. Will look to expand offensive role in 2001 and showcase abilities as a pass-catcher.

CAREER TRANSACTIONS — Signed from the practice squad to the active roster, 9/14/00. Claimed off waivers by the Saints, 8/15, and released in the final cut, 8/27. Named to the practice squad, 8/29. Was originally drafted by the New England Patriots in the fifth round (141st overall) of the 2000 NFL Draft.

2000 — Appeared in four games and both playoff games for the Saints in his rookie season, playing mostly on special teams...was inactive for games 3-5, 8-10, 13 and 15...saw action in games 6, 11, 14, and 16...dressed, but did not play for game 7...had one fumble recovery on special teams at St. Louis, 11/26...recovered a muffed punt return by Az-Zahir Hakim in first quarter at St. Louis 19-yard line, setting up the Saints' first TD of the game on the next drive to even the score at 7-7...had 2-yard TD reception in NFC Divisional Playoff at Minnesota, 1/6/01.

COLLEGE — Stachelski was a four-year letterman at Boise State (1996-99)...improved dramatically during his senior season increasing his catch total from two

all-state, all-county and all-league selection his junior and senior years...senior year compiled 1,236 yards on 186 carries...also had 11 tackles for 136 yards for a combined 19 TDs...87 solo tackles, caused eight fumbles and had three interceptions...lettered in football, basketball and track...major at Arizona State was family resources and human development...has five older brothers and three younger brothers...enjoys cutting hair and fixing cars...he and his wife, Devone Maloncon, have one son, Terrelle Jr. (5) and one daughter, Jayda (2)...Terrelle Vernon Smith...born March 12, 1978, in West Covina, Calif.



in 1998 to 31 in 1999...played big part in Boise State's Big West Championship and 10-3 record, the school's best season since entering division 1 in 1996. Spent the 1997 season at defensive end but was moved to tight end in 1998...recorded 11 tackles, including one sack during his stint on defense...was an All-Big West Conference first team selection as a senior. Ranked seventh in the nation among tight ends and finished second on the team with a career-high 31 receptions for 453 yards (14.6 avg.) and six touchdowns...played in eight games as a reserve tight end in 1998 after playing the 1997 season at defensive end...caught two passes for six yards...as a sophomore in 1997, switched to DE and played in five games...as a redshirt freshman in 1996, he appeared in three games as a reserve tight end, catching two passes for 14 yards.

SAINTS VETERANS



PERSONAL — Received first team all-state honors at tight end from the *Associated Press*, the *Seattle Post-Intelligencer* and the *Everett Herald* in 1994 at Marysville-Pilchuck (Wash.) HS...First Team All-Wesco Conference selection at tight end and defensive end, as well as the league's Offensive Lineman of

the Year following his senior season...received second-team, all-area honors as a junior...also lettered in basketball and track...majored in business management at Boise State...born on March 1, 1977 in Chicago, Ill.

Career Statistics: Dave Stachelski

RECEIVING											
Year	Team	GP/GS	No.	Yds.	Avg.	LG	TD				
2000	New Orleans	4/0	0	0	0.0	0	0				
Totals		4/0	0	0	0.0	0	0				

ADDITIONAL STATS: Special Teams Fumble Recoveries — (2000, 1) Total: 1

POSTSEASON STATISTICS

RECEIVING											
Year	Team	GP/GS	No.	Yds.	Avg.	LG	TD				
2000	New Orleans	2/0	1	2	2.0	2t	1				
Totals		0/0	0	0	0.0	0	0				

CAREER HIGHS: Receptions — 1, at Minnesota (1/6/01); Receiving Yards — 2, at Minnesota (1/6/01); Long Reception — 2t, at Minnesota (1/6/01); Receiving TDs — 1, at Minnesota (1/6/01).



DARYL TERRELL

Tackle

Ht: 6-5 Wt: 296 Birthdate: 1-25-75

College: Southern Miss

Joined Saints: FA-98

NFL Experience: 3rd Season

78

PRO — Promising young offensive tackle saw action in all 16 games in second full season of duty.


CAREER TRANSACTIONS — Signed by the Saints, 4/27/98. Waived, 8/24/98. Signed to practice squad, 9/2/98. Waived by the Ravens, 7/8/97. Originally signed by Baltimore Ravens as a rookie free agent on 6/3/97.

2000 — Appeared in all 16 regular season games and both playoff games in 2000, playing mostly on special teams and seeing limited time at both tackle and guard...saw action at LT in fourth quarter at Chicago, 10/8...saw action at LT in fourth quarter vs. Carolina, 10/15...saw action at LG in fourth quarter at Atlanta, 10/22...saw limited action at LT in fourth quarter vs. San Francisco, 11/5...participated on one play on offense as an eligible receiver vs. Atlanta, 12/17/1999 — Saw action in 13 games, and dressed, but did not play for three...saw limited action at both tackle positions...started at TE at New York Giants, 10/24...also

saw action for one play at TE at Jacksonville, 11/21. **1998** — Spent entire season on Saints practice squad.

COLLEGE — Played two years for Southern Miss and started every game at right tackle for the Golden Eagles...named to the All-Conference USA second team after his senior season and played in the East-West Shrine and Blue-Gray games...originally attended Jones County (Miss.) CC.

PERSONAL — Graduated from Heidelberg (Miss.) HS School...married (Tamesha)...born Jan. 25, 1975.



Career Statistics: Daryl Terrell

Games Played/Started: (1999, 13/1); (2000, 16/0) Total: 29/1.
Postseason Games Played/Started: (2000, 2/0) Total: 2/0.



SAINTS VETERANS



FRED THOMAS

Cornerback

Ht: 5-9 Wt: 184 Birthdate: 9-11-73

College: Tennessee-Martin

Joined Saints: UFA-00 (Sea)


NFL Experience: 6th Season

22

PRO — Defensive back looks to compete for a starting job in his second season with the Saints. After recovering from a broken ankle suffered in 1999 and a training camp knee injury, Thomas broke into the lineup in the fifth game of the season and had solidified his position as the team's nickel cornerback by the end of the year.

CAREER TRANSACTIONS — Was signed by the Saints 2/14/00. Placed on injured reserve list (ankle), 9/17/00. Originally drafted by the Seattle Seahawks, as the team's second round draft choice in 1996.

2000 — Played in 11 regular season games, recording 19 tackles (16 solo), 11 special teams tackles (eight solo) and two special teams forced fumbles...also saw action in both playoff games, starting NFC Divisional Playoff at Minnesota, 1/6, in dime package...was inactive for games 1-4 due to knee injury suffered in third preseason game at Indianapolis, 8/12...in Saints debut at Chicago, 10/8, had one solo tackle and one special teams tackle...had one pass defense, three special teams tackles and one special teams forced fumble vs. Carolina, 10/15...had two solo tackles and one special teams tackle vs. San Francisco, 11/5...was inactive due to foot injury at Carolina, 11/12...returned to action following week vs. Oakland, 11/19 and had three special teams tackles (one solo)...had two solo tackles, one pass defense, one assisted special teams tackle and one special teams forced fumble at St. Louis, 11/26...had one solo tackle vs. Denver, 12/3...had three solo tackles at San Francisco, 12/10...had two solo tackles, two assisted tackles and one special teams tackle vs. Atlanta, 12/17...recorded five solo tackles, one assisted tackle and one special teams tackle in regular season finale vs. St. Louis, 12/24...recorded one solo tackle, two assisted tackles and one special teams tackle in NFC Wild Card



Playoff vs. St. Louis, 12/30...had three solo tackles and one special teams tackle in NFC Divisional Playoff at Minnesota, 1/6/01. 1999 — saw action in team's nickel package and with the special teams unit vs. Detroit, 9/12...recorded one pass defense in the first quarter...left game with a broken ankle on second half kickoff cov-

erage...placed on reserve/injured, 9/17. 1998 — Nickel back and special teams player...led the team with three pass defenses vs. Washington, 9/20...also led the team with two special teams tackles in that game...had a special teams tackle at Kansas City, 10/4...inactive vs. Denver, 10/11, with hamstringing injury...started at CB for an injured Willie Williams at Dallas, 11/22, and finished with a career-high nine tackles...saw action as the fourth CB vs. Tennessee, 11/29, and added two special teams tackles...had five tackles vs. San Diego, 12/13...had four tackles and two pass defenses at Denver, 12/27. 1997 — Played in 14 games, starting three at LCB for an injured Shawn Springs and served as the nickel cornerback in 11 others...recorded a then career-high 26 tackles, with two for a loss...made first career start vs. Atlanta, 11/30...in his second start, he responded with a team-leading and then career-high eight tackles at Baltimore, 12/7...broke up a last second pass by the Raiders to help secure a 22-21 victory at Oakland, 12/14. 1996 — Played the last 15 games as a reserve cornerback and special teams performer...inactive at San Diego, 9/1...saw his first action on defense vs. Buffalo, 12/8, and also played at Jacksonville, 12/15 and Oakland, 12/22...credited with five tackles on defense and 15 on special teams...had 2.5 tackles inside the 20 on kick and punt coverage.

COLLEGE — All-Ohio Valley Conference first team selection in 1995...recorded 69 tackles with seven for losses and four interceptions in 1995 and returned 12 kickoffs for a 22.3-yard average...picked off three passes, returning one for a touchdown, all in the first half against Tennessee State...had a 70-yard punt return touchdown versus Morehead State...transferred to Tennessee-Martin prior to the start of the season...played in seven games with three starts for the University of Mississippi in 1994...returned an interception 83 yards for a TD against the University of Florida...played two seasons at Northwest Mississippi CC in Senatobia, Miss., playing both WR and CB...caught 21 passes for a 26.8 yard average, and two scores, and returned four kicks for touchdowns...earned Junior College All-America honorable mention as a wide receiver in 1993...All-state selection as a defensive back in 1992...criminal justice major.

PERSONAL — Prep all-state selection in football, basketball and track at Bruce (Miss.) HS...earned three letters in each sport...has a daughter, Jasmine...born Sept. 11, 1973.

SAINTS VETERANS



Career Statistics: Fred Thomas

Year	Team	GP/GS	S	A	TT	Sk.-Yds.	Int-Yds.-LG	PD	FF	FR
1996	Seattle	15/0	4	1	5	0-0	0-0-0	0	0	0
1997	Seattle	14/3	22	4	26	0-0	0-0-0	3	0	0
1998	Seattle	15/0	32	7	39	0-0	0-0-0	7	0	0
1999	Pittsburgh	1/0	0	0	0	0-0	0-0-0	1	0	0
2000	New Orleans	11/0	16	3	19	0-0	0-0-0	2	0	0
Totals		56/3	74	15	89	0-0	0-0-0	13	0	0
Saints Totals		11/0	16	3	19	0-0	0-0-0	2	0	0

ADDITIONAL STATS: Special Teams Tackles — (1996, 15); (1997, 10); (1998, 13); (2000, 11) **Total: 49; Special Teams**

Forced Fumbles — (2000, 1) **Total: 1.**

CAREER HIGHS: Tackles — 9, at Dallas (11/22/98); **Sacks** — 0; **Interceptions** — 0; **Int. Ret. for TD** — 0; **Forced Fumbles** — 0; **Fumble Recoveries** — 0.

POSTSEASON STATISTICS

Year	Team	GP/GS	S	A	TT	Sk.-Yds.	Int-Yds.-LG	PD	FF	FR
2000	New Orleans	2/1	4	2	6	0-0	0-0-0	0	0	0
Totals		2/1	4	2	6	0-0	0-0-0	0	0	0

ADDITIONAL STATS: Special Teams Tackles — (2000, 2) **Total: 2.**

CAREER HIGHS: Tackles — 3 (2x), vs. St. Louis (12/30/00) & at Minnesota (1/6/01); **Sacks** — 0; **Interceptions** — 0; **Int. Ret. for TD** — 0; **Forced Fumbles** — 0; **Fumble Recoveries** — 0.



BRANDON TOLBERT

Linebacker

Ht: 6-3 Wt: 230 Birthdate: 4-6-75

College: Georgia

Joined Saints: FA-01

NFL Experience: 3rd Season

50

PRO — A versatile third-year player, Brandon Tolbert should provide the Saints with depth at linebacker, while making a contribution on special teams. He was signed by the Saints prior to training camp after spending the 2000 season with the Dallas Cowboys recovering from a training camp knee injury. A college strong safety in college for the Georgia Bulldogs, Tolbert was originally a seventh round draft choice (214th overall) of the Jacksonville Jaguars in 1998.

CAREER TRANSACTIONS — Signed by the Saints, 6/4/01. Was placed on reserve/injured list by the Dallas Cowboys, 8/21/00. Placed on reserve/injured list by Dallas, 8/24/99. Signed to the Dallas active roster, 12/7/98. Signed to the Dallas practice squad, 11/24/98. Released from the Atlanta practice squad, 9/22/98. Signed to the Atlanta practice squad, 9/2/98. Waived/Injury Settlement from Jacksonville at the end of 1998 training camp. Was a seventh round draft choice (214th overall) of Jacksonville in 1998.

2000 — Suffered a torn ACL in his left knee in a pre-season contest at Denver, 8/19...placed on reserve/injured list, 8/21. 1999 — Tolbert was enjoying a productive training camp when he suffered a season-ending knee injury...he tore the ACL in his right knee during practice on 7/30 at the Cowboys camp in Wichita Falls...he underwent surgery on 8/17 to repair the knee and was placed on reserve/injured on 8/24. 1998 — After being selected by Jacksonville in the seventh round (214th overall) of the NFL Draft, Tolbert


reached an injury settlement with the Jaguars at the end of training camp and was released...he then signed to the Atlanta Falcons practice squad but was released on 9/22...he signed onto the Dallas practice squad on 11/24 and was moved to the active roster on 12/7...he was deactivated for the final three regular season games and the wild card playoff game.

COLLEGE — Tolbert finished his Georgia career with 270 tackles, one fumble recovery, two interceptions and 6.5 sacks...he started the final 29 games of his career. As a senior team captain, he was third on the team with 67 tackles and had an interception in the Bulldogs' win over Wisconsin in the Outback Bowl...as a junior strongside linebacker, Tolbert finished second on the team with 116 tackles and earned second-team All-SEC honors...he recorded a career-high 19 tackles against Kentucky and earned conference Player of the Week honors for his 18-tackle performance against Texas Tech...his 74 tackles as a sophomore placed him fourth on the team.

PERSONAL — three-year starter at strong safety at Villa Rica (Ga.) HS, earning all-state honors as a senior...he was voted the team's most valuable defensive back as a junior and senior by his teammates...he was also named MVP of the 1992 Georgia North-South All-Star game...a three-year starter in baseball, Tolbert was named all-county as an outfielder as a senior...he earned his degree in consumer economics in 1997...Brandon Scott Tolbert...born April 6, 1975.



SAINTS VETERANS



KYLE TURLEY

Tackle

Ht: 6-5 Wt: 300 Birthdate: 9-24-75
College: San Diego State
Joined Saints: D1-98
NFL Experience: 4th Season

68

PRO — Aggressiveness, toughness and versatility along the offensive line mark his strengths. Took over the right tackle position for the 1999 season, and has served as a solid bookend opposite William Roaf. Named to several All-Pro teams for his 2000 season.

CAREER TRANSACTIONS — Signed a six-year contract 7/23/98. Was the Saints first round draft choice in the 1998 NFL Draft (7th overall).

HONORS — 2000: Associated Press All-Pro, College & Pro Football Newsweekly Second Team All-Pro, Football News All-NFC, Football Digest Second Team All-Pro. 1998: Pro Football Weekly, Football News, Football Digest All-Rookie Teams.

2000 — Enjoyed a breakout season, starting every regular season and playoff game at RT as he was named to All-Pro honors by the Associated Press...anchored an offensive line with LT William Roaf which helped produce 129.3 yards per game rushing in 2000, ranked eighth in the NFL and was their highest total since 1987 (136.9)...recovered one fumble at St. Louis, 11/26...had one reception for 16 yards vs. Denver, 12/3...had three fumble recoveries vs. St. Louis, 12/24, setting a team record. 1999 — Started all 16 games at RT...contributed to Saints averaging 105.6 yards per game rushing, which was the first time since 1993 that they averaged 100+ yards over the course of the season in that category (1993-110.4)...saw action for one play at TE vs. Tennessee, 10/17...saw action for one play as an eligible receiver at New York Giants, 10/24...left game with bruised hip in third quarter and did not return vs. Dallas, 12/24...had one tackle off a turnover at Carolina, 1/2/00. 1998 — Started all 15 games that he played in on the season...dressed, but did not play vs. St. Louis, 11/15...started at LG in games 1-2, 4-7, 9, 11-15...also saw action at RT in games 2-4, and

games 15-16, starting games 3 and 16 at RT...started game 8 at LT...had one tackle off a turnover in season finale, vs. Buffalo, 12/27.

COLLEGE — Was regarded by many as one of the premier offensive linemen in college football...one of the quickest linemen in the country, was timed at 4.95 in the 40-yard dash...as a senior, received All-American first-team selection by The Poor Man's Guide to the NFL Draft & Football News, becoming the first Aztec lineman since guard Peter Inge (1978 & '79) to earn national honors...unanimous All-Western Athletic Conference first team choice...semi-finalist for the Outland Trophy & Lombardi Award...started every game (12), grading 94% for blocking consistency while registering 123 knockdowns for an offense that gained 3,994 yards...only allowed two sacks his final year...majored in art at SDSU.


PERSONAL — Was an All-League first-team pick as a senior, his only season playing football at Valley View (Moreno Valley, Calif.) HS...standout wrestler, earning All-State honors...honor roll student...art, playing guitar and surfing are amongst his many hobbies...has developed a new website called TrenchWarfareOnline.com along with William Roaf...as part of the website, he has also started a line of clothing as well as a foundation to assist underprivileged children in New Orleans...has a daughter, Haley... Kyle John Turley...born Sept. 24, 1975.

Career Statistics: Kyle Turley

Games Played/Started: (1998, 15/15); (1999, 16/16); (2000, 16/16) Total: 47/47.

Postseason Games Played/Started: (2000, 2/2) Total: 2/2.

ADDITIONAL STATS: Receiving — (2000, 1-16) Total: 1-16



SAINTS VETERANS



FRED WEARY

Cornerback

Ht: 5-10 Wt: 181 Birthdate: 4-12-74
College: Florida
Joined Saints: D4a-98
NFL Experience: 4th Season

24

PRO — An aggressive pass defender with an eye for the football who has consistently developed since his rookie year into a starter looks forward to a strong return after suffering a season-ending knee injury at St. Louis, 11/26. Routinely lines up against the league's top receiving threats.

CAREER TRANSACTIONS — Was placed on injured reserve list (knee), 12/1/00. Chosen by the Saints with the first of two fourth-round selections in the 1998 NFL Draft (97th overall).


HONORS — 1999: NFC Defensive Player of the Week, Week 16.

2000 — Was enjoying the finest season of his career until he suffered a torn anterior cruciate ligament in his left knee in the first quarter at St. Louis, 11/26...started all 12 regular season games up to that point at RCB, the most of his career...registered a career-high 66 tackles (48 solo), two sacks for -11 yards, two interceptions for 27 yards, 14 passes defended and one forced fumble...also had one special teams tackle...had three solo tackles, one pass defense and one special teams tackle in season opener vs. Detroit, 9/3, an effort which saw the Saints secondary hold the Lions to 100 passing yards...enjoyed a standout game the following week at San Diego, 9/10...had six solo tackles, two assisted tackles, one sack for 0 yards, a 27-yard interception return, two passes defended and one forced fumble...with the Saints trailing 24-13 in the third quarter, Weary intercepted Ryan Leaf at the New Orleans 32-yard line and returned it 27 yards...this helped set up a Saints scoring drive, which cut the lead to 24-19...had 11 solo tackles, one assisted tackle and one pass defended at Chicago, 10/8, setting career-highs in total tackles and solo tackles...had nine tackles (five solo) and one pass defended at Arizona, 10/29...recorded five solo tackles, two assisted tackles, one interception return for 0 yards and one pass defended vs. San Francisco, 11/5...had four solo tackles, two assisted tackles and one sack for -11 yards vs. Oakland, 11/9...suffered torn ACL in his left knee at St. Louis, 11/26...was placed on injured reserve list, 12/1. 1999 — Took over starting RCB job after four games...saw action in all 16 games, starting 11...registered 65 tackles (57 solo) with two interceptions (49 yards), 12 passes defended, and two fumble recoveries...on special teams duty, had three tackles, one forced fumble, and two fumble recoveries...in season opener vs. Carolina, 9/12, forced a fumble on the opening kickoff, which Tyrone Drakeford returned 20 yards for a touchdown...had first start of season, and second of his career at RCB vs. Tennessee, 10/17, and recorded

seven tackles (six solo)...at New York Giants, 10/24, had five tackles (four solo), one fumble recovery and one special teams fumble recovery...had five tackles (four solo), and a career-high three passes defended vs. San Francisco, 11/14...vs. St. Louis, 12/12, had a career-high ten solo tackles, one interception return for 27 yards, and two passes defended...had best game of career vs. Dallas, 12/24, tying a then-career-high with 10 tackles (eight solo), returning an interception 22 yards, and recovering a fourth quarter Emmitt Smith fumble, which he returned 58 yards for a touchdown, sealing a 31-24 victory...for his efforts, Weary was named NFC Player of the Week. 1998 — Saw action in 14 games on the season, starting one as a nickel back...registered 34 tackles (28 solo), two passes defended and four special teams tackles as well as two interceptions (64 yards), on the season, both of which came vs. Atlanta, 12/13, one of which he returned for a 63-yard touchdown...recorded a then-career-high six tackles (all solo) at San Francisco, 11/22...posted four tackles (one solo) the following week at Miami, 11/29...followed that with four tackles (all solo) vs. Dallas, 12/6...was inactive for games 2-3.

COLLEGE — Was a defensive captain as a senior...left Florida with a school career-record 15 interceptions...lined up at RCB as a senior, recording 39 tackles (31 solo), along with eight passes defended and six interceptions...his six INTs were one shy of the school single-season record of seven, and ranked second in the nation that season...as a junior, was a Football News All-American honorable mention and an All-SEC first-team pick...winner of the Gators Best Effort on Defense Award...sports management major.

PERSONAL — Blue Chip Illustrated All-Southeast pick as a receiver, adding All-State Class 4A honors as defensive back at Mandarin (Jacksonville, Fla.) HS...named to the Super 24 Team by the Florida Times-Union...led the team in rushing three straight years, gaining 843 yards as a senior...had 79 tackles with five interceptions for 203 yards (40.6 avg.) as a safety in his final campaign...averaged 26.4 yards per kickoff return that season...lettered in basketball, averaging 18.0 points (1992-93)...Joseph Fredrick Weary...born April 12, 1974.





SAINTS VETERANS

Career Statistics: Fred Weary

Year	Team	GP/GS	S	A	TT	Sk.-Yds.	Int.-Yds.-LG	PD	FF	FR
1998	New Orleans	14/1	28	6	34	0-0	2-63-63t	2	0	0
1999	New Orleans	16/11	57	8	65	0-0	2-49-27	12	0	2
2000	New Orleans	12/12	48	18	66	2-11	2-27-27	14	1	0
Totals		42/24	133	32	165	2-11	6-140-63t	28	1	2
Saints Totals		12/12	48	18	66	2-11	2-27-27	14	1	0

ADDITIONAL STATS: Special Teams Tackles — (1998, 4); (1999, 3); (2000, 1) Total: 8; Special Teams Forced Fumbles — (1999, 1) Total: 1; Special Teams Fumble Recoveries — (1999, 2) Total: 2.


CAREER HIGHS: Tackles — 12, at Chicago (10/8/00); Sacks — 1 (2x), at San Diego (9/10/00) & vs. Oakland (11/19/00); Interceptions — 2, vs. Atlanta (12/13/98); Int. Ret for TD — 0; Forced Fumbles — 1, vs. San Diego (9/10/00); Fumble Recoveries — 1 (2x), vs. Carolina (9/12/99) & vs. Dallas (12/24/99).

POSTSEASON STATISTICS

Year	Team	GP/GS	S	A	TT	Sk.-Yds.	Int.-Yds.-LG	PD	FF	FR
2000	New Orleans	2/1	4	2	6	0-0	0-0-0	0	0	0
Totals		2/1	4	2	6	0-0	0-0-0	0	0	0

ADDITIONAL STATS: Special Teams Tackles — (2000, 2) Total: 2.

CAREER HIGHS: Tackles — 3 (2x), vs. St. Louis (12/30/00) & at Minnesota (1/6/01); Sacks — 0; Interceptions — 0; Int. Ret for TD — 0; Forced Fumbles — 0; Fumble Recoveries — 0.



AUSTIN WHEATLEY

Tight End

Ht: 6-3 Wt: 254 Birthdate: 11-16-77

College: Iowa

Joined Saints: D5b-00

NFL Experience: 2nd Season

84


PRO — Talented young tight end is expected to contribute in 2001 after learning offense and contributing on special teams in his rookie season. Tight end shows great speed for size, along with great blocking and receiving potential. Also filled in as a punter occasionally at Iowa.

CAREER TRANSACTIONS — Chosen by the Saints with their third pick (158) in the 2000 NFL Draft.

2000 — Saw action in four games in 2000 on special teams and had no stats...was active for games 1-4 and was declared inactive for games 5-16 and both playoff games.

COLLEGE — Was a four-year letterman at tight end for Iowa and recorded 25 receptions for 348 yards with one TD...handled punting duties early in the 1997 season as a sophomore and have five punts for a 41-yard average with a long of 59 yards.

PERSONAL — Was named a first team Division 5A all-state, all-metro, and all-conference as a tight end and punter at Rock Island (Milan, Ill.) HS...named to Top 100 Illinois Seniors by *Champaign News-Gazette* as tight end...averaged 43 yards a punt in 1999 and caught nine passes for 271 yards and three touchdowns...set a school record with a 68-yard punt...also lettered in track and field...born November 16, 1977 in Milan, Illinois.



Career Statistics: Austin Wheatley

RECEIVING

Year	Team	GP/GS	No.	Yds.	Avg.	LG	TD
2000	New Orleans	4/0	0	0	0.0	0	0
Totals		4/0	0	0	0.0	0	0

SAINTS VETERANS



WILLIE WHITEHEAD

98

Defensive End

Ht: 6-3 Wt: 285 Birthdate: 1-26-73

College: Auburn

Joined Saints: FA-99


NFL Experience: 3rd Season



PRO — Tenacious pass rusher has had 12.5 sacks in the last two seasons. After signing with the Saints in 1999 has added important depth to the Saints defensive line.

CAREER TRANSACTIONS — Former Canadian Football League player was signed by the Saints, 2/23/99. Played for the Frankfurt Galaxy of NFL Europe in the Spring of 1999. Released by the Lions, 8/25/98. Was signed by the Detroit Lions, 2/11/98. Signed by Hamilton Tiger-Cats of CFL 5/14/97. Released by 49ers 7/16/95. Signed as a non-drafted free agent by San Francisco 49ers 4/26/95.

2000 — finished with 29 tackles (15 solo), 5.5 sacks for -32 yards and one forced fumble...added five tackles (four solo), one sack for -12 yards and one forced fumble...appeared in all 16 games, starting two, and also saw extensive action in both playoff games...relieved starters at both DE and DT positions...had three assisted tackles and 1.5 sacks for -9.5 yards vs. Philadelphia, 9/24...had one solo tackle, one assisted tackle, and one sack for -6 yards at Atlanta, 10/22...recorded one solo tackle, one sack for -6 yards and one forced fumble at Carolina, 11/12...started in place of an injured Norman Hand at LDT at San Francisco,



12/10, recording two solo tackles and one assisted tackle...had three solo tackles, two assisted tackles and one sack for -5 yards vs. Atlanta, 12/17, a game which he started at RDE in place of Joe Johnson...had one solo tackle, two assisted tackles and one sack for -6 yards in regular season finale vs. St. Louis, 12/24...had

two solo tackles, one sack for -12 yards and one forced fumble in Wild Card Playoff vs. St. Louis, 12/30...had two solo tackles and one assisted tackle in NFC Divisional Playoff at Minnesota, 1/6/01. **1999** — Saw action in all 16 games on the season, starting three...finished with 30 tackles (24 solo)...finished second on the team with seven sacks (44.5 yards)...also had six special teams tackles...in NFL debut vs. Carolina, 9/12, had three tackles (two solo), and 0.5 sacks for 1.5 yards...had four tackles (three solo) and 0.5 sacks for -3 yards at New York Giants, 10/24...at Jacksonville, 11/21, had four solo tackles and two sacks for -11 yards...had seven tackles (four solo), and one sack for -10 yards vs. St. Louis, 12/12...had three solo tackles, one sack for -5 yards, and one pass defense at Baltimore, 12/12...had four solo tackles and one sack for -6 yards at Carolina, 1/2/00. **1998** — Spent 1998 training camp with the Detroit Lions. **1997** — Led the Hamilton Tiger Cats in the CFL in sacks (13) in 1997 and made 44 tackles. **1996** — Spent part of the season on the Montreal Alouettes practice squad. **1995** — After being cut by the 49ers, split time between the CFL's Baltimore Stallions active roster and practice squad.

COLLEGE — Started 32 consecutive games for Auburn on the defensive line...recorded 65 total tackles and five sacks as a senior in 1994...despite suffering a broken wrist in spring practice in 1993, recorded 63 stops and three sacks...set a personal high with eight sacks in 1992...originally a walk-on in 1990 who was awarded a scholarship.

PERSONAL — Attended Tuskegee (Ala.) Institute HS...hopes to become a sports commentator and a successful businessman after his football career...born 1/26/73.



SAINTS VETERANS

Career Statistics: Willie Whitehead

Year	Team	GP/GS	S	A	TT	Sk.-Yds.	Int-Yds.-LG	PD	FF	FR
1999	New Orleans	16/3	24	6	30	7-44.5	0-0-0	1	0	0
2000	New Orleans	16/2	15	14	29	5.5-32.5	0-0-0	0	1	0
Totals		32/5	39	20	59	12.5-77	0-0-0	1	1	0

ADDITIONAL STATS: Special Teams Tackles — (1999, 1) Total: 2.

CAREER HIGHS: Tackles — 7, vs. St. Louis (12/12/99); **Sacks** — 2, at Jacksonville (11/21/99); **Interceptions** — 0; **Int. Ret for TD** — 0; **Forced Fumbles** — 1, at Carolina (11/12/00); **Fumble Recoveries** — 0.

POSTSEASON STATISTICS

Year	Team	GP/GS	S	A	TT	Sk.-Yds.	Int-Yds.-LG	PD	FF	FR
2000	New Orleans	2/0	4	1	5	1-12	0-0-0	0	1	0
Totals		2/0	4	1	5	1-12	0-0-0	0	1	0

ADDITIONAL STATS: Special Teams Tackles — (2000, 2) Total: 2.

CAREER HIGHS: Tackles — 3, at Minnesota (1/6/01); **Sacks** — 1, vs. St. Louis (12/30/00); **Interceptions** — 0; **Int. Ret for TD** — 0; **Forced Fumbles** — 1, vs. St. Louis (12/30/00); **Fumble Recoveries** — 0.



RICKY WILLIAMS

Running Back

Ht: 5-10 Wt: 236

Birthdate: 5-21-77

College: Texas

Joined Saints: D1-99

NFL Experience: 3rd Season

34

PRO — The selection of Ricky Williams, 1998 Heisman Trophy winner, marked just the first time in NFL history that one player has been a team's entire draft class. After suffering several nagging injuries in his rookie season, he became the Saints' first 1,000 yard rusher since Dalton Hilliard in 1989 with his sophomore campaign.

CAREER TRANSACTIONS — Was drafted by the Saints in the first round of the 1999 NFL draft (fifth overall) with a choice acquired from the Washington Redskins.

2000 — Williams had the sixth 1000-yard season in Saints history as he had 1000 yards on 248 rushes and eight TDs...had a club record five consecutive 100-yard rushing games...caught 44 passes for 409 yards and one TD...tied a club record with three rushing TDs at Atlanta, 10/22...reached the 1000-yard mark on his final rush at Carolina, 10/22, when he broke his left ankle...was out until the NFC Divisional Playoff at Minnesota, where he played sparingly...had 20 carries for 84 yards with two fumbles and four receptions for 29 yards in season opener vs. Detroit, 9/3...in homecoming to San Diego, 9/10, played key role in 28-27 victory with 24 attempts for 50 yards and four receptions for 27 yards, including a 13-yard TD, his first NFL TD reception...also had one tackle off an interception return...had 23 attempts for 107 yards and five receptions for 35 yards, tying a career-high in receptions at Seattle, 9/17...had 20 attempts for 103 yards and seven receptions for 52 yards, establishing a career-high in receptions for the second consecutive week vs. Philadelphia, 9/24...also had two fumbles and one tackle off a fumble return...enjoyed a stand-out game the following week at Chicago, 10/8, recording 128 yards on 30 carries with a two-yard TD...also

had four receptions for 57 yards, tying a career-high in receiving yards...extended his streak of 100-yard rushing games to four the following week vs. Carolina, 10/15, with 38 carries for 144 yards with two TDs...also had three receptions for 35 yards and one pass for 34 yards, his first NFL completion...his second quarter 2-yard TD run gave the Saints a 7-0 lead in a game which they never trailed...had his fifth consecutive 100-yard rushing game and most dominant of the group at Atlanta, 10/22, garnering 156 yards on 29 attempts, scoring two TDs...tied a team mark with three rushing TDs and also had four receptions for 37 yards...Williams' first quarter 12-yard TD run gave the Saints a 7-3 lead...his second score, a 26-yard run in the third quarter, which is also the longest run of his career, gave the Saints a 14-13 lead...his third TD run of the day, a one-yarder, gave the Saints a 21-13 lead and helped assure victory for the Saints...at Arizona, 10/29, had 21 attempts for 54 yards and a 1-yard TD, as well as nine catches for 92 yards, setting career-highs in both receptions and receiving yards...had 27 carries for 81 yards, including a one-yard TD and two receptions for 27 yards at San Francisco, 11/5...in Saints sixth consecutive victory at Carolina, 11/12, he had 16 carries for 93 yards and two receptions for 28 yards...had two fumbles, both of which he recovered...left game in fourth quarter with broken left ankle suffered as he reached the 1,000 yard plateau...also went into tenth place on the Saints career rushing list (1884)...at the time of his injury, was 2nd in the NFC in rushing yards and total yards (1409), tied for sixth in scoring by non-NFC kickers, tied for 18th in the NFC in receptions (44), 1st in the NFC in first downs (75) and eighth in the NFC in 3-and-1 rushing (60%)...was inactive for games 11-16 and NFC Wild Card Playoff vs. St. Louis, 12/30...saw action at RB in NFC Divisional Playoff at Minnesota, 1/6/01, and had six


SAINTS VETERANS



carries for 14 yards and one carry for two yards. **1999** — Despite several nagging injuries, managed to finish 1999 with the 8th-best single-season rushing total in franchise history, gaining 884 yards on 253 carries despite playing in just 12 games on the year...had two rushing touchdowns...also had 28 receptions for 172 yards...884 rushing yards total is the 2nd highest single-season rushing total by a Saints RB since 1989...vs. Cleveland, 10/31, gained 179 yards rushing, the 3rd-highest single-game total in franchise history on a franchise-high 40 carries...his 40 carries represented the most in the NFL in 1999...gained 111 yards at N.Y. Giants, 10/24, becoming the first rookie running back since 11/13/94 (Mario Bates, 22-141, vs. Atlanta) to gain over 100 yards in his inaugural season...with those two consecutive games, became the first Saints running back since Mario Bates in 1995 to gain 100+ yards rushing in back-to-back games...had ten carries for 40 yards in NFL debut vs. Carolina, 9/12, before leaving game in second quarter with ankle sprain...returned to action at San Francisco, 9/19, and had 80 yards on 22 carries...had 21 carries for 84 yards at Chicago, 10/3...had 19 carries for 53 yards vs. Atlanta, 10/10...had 17 carries for 35 yards vs. Tennessee, 10/17...had 14 carries for 41 yards vs. Tampa Bay, 11/7...had 30 carries for 99 yards, and three receptions for 57 yards vs. San Francisco, 11/14...at Jacksonville, 11/21, had 94 yards on 19 carries, scoring the first two TD runs of his career...missed the next month due to turf toe injury suffered in Jacksonville game...returned to action vs. Dallas, 12/24, and had 23 carries for 61 yards, three receptions for 31 yards, and one incomplete pass attempt.

COLLEGE — Owns 20 NCAA rushing records, including most rushing yards (6,279), all-purpose yards (7,206), highest average per carry (6.2), rushing touchdowns (72), total touchdowns scored (75), 200-yard rushing games (11; tied Marcus Allen of Southern California, 1978-81), points scored (452), games with a touchdown (33) and games with two or more scores (21)...finished his career with 44 school records...only one of the top 13 all-time all-purpose rushers to accomplish that feat without having ever returned a kickoff...3,889 of his 6,279 rushing yards came after initial contact...averaged 182.5 yards per game in his final two years since he shifted from fullback to tailback...started 46 of 48 games he played in (including two bowls)...caught at least one pass in 41 of 46 regular season games...one of the most decorated athletes in college football history...unanimous All-American & All-Big 12 Conference first-team choice...recipient of the Heisman Trophy, Maxwell Award, Walter Camp Foundation Player of the Year Award, the first-ever Associated Press National Player of the Year Award, Football News Offensive Player of the Year Trophy, The Sporting News Player of the Year Award & became the first player to earn back-to-back Doak Walker Award honors in 1998...first Texan since Johnnie Johnson (1978-79) to earn All-American honors in consecutive seasons...named the conference's Offensive Player of the Year...became the eighth player in the history of college football to rush for over 2,000 yards in a single season, as he

gained 2,124 yards with 27 TDs on 361 carries (5.9 avg.)...his 2,124 yards ranked fifth on the Division I-A season-record list...his 27 TDs ranked third on the NCAA season-record list...set NCAA records with two 300-yard rushing games, 668 rushing yards & 11 TDs during a two-game period...against Rice, ran for 318 yards & 6 TDs (31, 16, 17, 29, 27



& 41 yards), adding 32 yards on four catches...followed with 350 yards on 37 carries with five scores, including a 68-yarder against Iowa State...versus Baylor, carried 39 times for 259 yards with 14 & 7-yard scores in the fourth quarter to rally the Longhorns to a 30-20 victory...picked up 150 yards on 37 carries against Nebraska...yards on 30 attempts with an 11-yard TD...Texas A&M saw him catch five passes for 36 yards & carry the ball 44 times for 259 yards, including a 60-yard TD that gave the Longhorns a 26-24 decision...closed out his college career against Mississippi State in the Cotton Bowl, rushing 30 times for 203 yards & a pair of scores, including a 37-yarder, & catching five passes for 45 yards...consensus All-American & All-Big Twelve Conference first-team choice in 1997...winner of the Doak Walker Award, given to the nation's top running back...finished fifth in voting for Heisman Trophy...Big 12 Offensive Player of the Year...finalist for Football News' Offensive Player of the Year Award...named team Most Valuable Player...became the first Longhorn to lead the NCAA in a statistical category as he finished first in rushing, averaging 172.1 yards per game & scoring (13.8 ppg)...ranked second in the country with an average of 185.7 all-purpose yards per game...carried 279 times for 1,893 yards (6.8 avg.) & 25 TDs, breaking the previous school season-record of 1,744 yards by Earl Campbell in 1977...reached the 1,000-yard plateau faster than any other Longhorn back, accomplishing that feat on his 168th carry...caught 20 passes for 150 yards (7.5 avg.)...Rice saw him score five TDs, finishing with 249 yards on 28 carries...picked up 223 yards on 40 tries with a pair of 1-yard TDs vs. Oklahoma...followed up with 23 attempts for 235 yards & two scores, including an 80-yarder against Missouri...gained 201 yards on 29 runs against Colorado, which included four TDs, one a 71-yarder...piled up 241 yards on 31 carries with 6 & 87-yard scores against Baylor (87-yarder was the fourth-longest run in school history)...against Kansas, collected 211 yards & 3 TDs, including a 56-yarder on 26 tries...piled up 183 yards on 33 carries with a pair of scores before an ankle injury sidelined him against Texas A&M late in the third quarter...All-Big 12 Conference first-team pick in 1996...earned ABC Sports Player of the Game honors vs. Notre Dame & Fox Sports Player of the Game accolades vs. Missouri, Oklahoma State & Kansas...started every game at FB, and led the team with 205 carries for



SAINTS VETERANS

1,272 yards (6.2 avg.) & 12 TDs...caught 25 passes for 291 yards (11.6 avg.) & a pair of scores...All-Southwest Conference second-team pick as a freshman in 1995...shared SWC Offensive Newcomer of the Year honors with teammate Shon Mitchell...broke Earl Campbell's freshman rushing record (928 in 1974) with 990 yards & eight TDs on 166 carries (6.0 avg.)...caught 16 passes for 224 yards (14.0 avg.) while starting 11 games at FB.

PERSONAL — Selected in the eighth round of the 1995 draft as an outfielder by the Philadelphia Phillies...taken in the 1998 Rule V Draft by the Montreal Expos, who then sold his rights to the Texas Rangers...was a *USA Today* All-American honorable mention & "Best of the West" pick by the *Long Beach Press-Telegram* at Patrick Henry (San Diego, Calif.) HS...named Offensive Player of the Year by the *San*

Diego Union-Times as a senior, rushing for 2,099 yards & 25 TDs, en route to adding All-State accolades while also performing as a linebacker...finished his career with 4,129 yards & 55 TDs...All-State & All-League pick as an outfielder in baseball...batted .340 with 26 stolen bases as a senior...333 with 31 stolen bases as a junior...wrestled in the heavyweight division & also ran track, qualifying for the state finals in the 400-meter relays...was an elementary education major at Texas, earning academic accolades from the Big 12 Commissioner's Office & Texas Athletic Director's Honor Roll...was a member of the American Football Coaches Association "Good Works" Team...his twin sister, Cassie graduated from Texas in May 2000 & younger sister, Nisey is a senior (Ricky helped pay their tuition through his baseball bonus)...Erick Lynne Williams...born May 21, 1977.

Career Statistics: Ricky Williams

Year	Team	GP/GS	RUSHING					RECEIVING				
			No.	Yds.	Avg.	LG	TD	No.	Yds.	Avg.	LG	TD
1999	New Orleans	12/12	253	884	3.5	25	2	28	172	6.2	29	0
2000	New Orleans	10/10	248	1000	4.0	26t	8	44	409	9.3	24	1
Totals		22/22	501	1884	3.8	26t	10	72	581	8.1	29	1

ADDITIONAL STATS: Passing — (1999, 1-0-0, 0 yds., 0 LG); (2000, 1-1-0, 34 yds., 34 LG) **Total: 2-1-0, 34 yds. 34 LG.**
CAREER HIGHS: Rushes — 40, vs. Cleveland (10/31/99); **Rushing Yards** — 179, vs. Cleveland (10/31/99); **Long Rush** — 26, at Atlanta (10/22/00); **Rushing TDs** — 3, at Atlanta (10/22/00); **Receptions** — 9, at Arizona (10/29/00); **Receiving Yards** — 92, at Arizona (10/29/00); **Long Reception** — 29, vs. San Francisco (11/14/99); **Receiving TDs** — 1, at San Diego (9/10/00).

Year	Team	GP/GS	POSTSEASON STATISTICS					RECEIVING				
			RUSHING					RECEIVING				
			No.	Yds.	Avg.	LG	TD	No.	Yds.	Avg.	LG	TD
2000	New Orleans	1/0	6	14	2.3	7	0	1	2	2.0	2	0
Totals		1/0	6	14	2.3	7	0	1	2	2.0	2	0

CAREER HIGHS: Rushes — 6, vs. Minnesota (1/6/01); **Rushing Yards** — 14, vs. Minnesota (1/6/01); **Long Rush** — 7, at Minnesota (1/6/01); **Rushing TDs** — 0; **Receptions** — 1, at Minnesota (1/6/01); **Receiving Yards** — 2, at Minnesota (1/6/01); **Long Reception** — 2, at Minnesota (1/6/01); **Receiving TDs** — 0.

THREE TIMES THE CHARM...

The 3 rushing TDs by Saints RB Ricky Williams tied a Saints single game mark done 6 times previously.
 The list of 3 rushing TD games in New Orleans history ...

Player	Opponent	Date	Final Score
Archie Manning	vs. Chicago	10-2-77	W, 42-24
Chuck Muncie	vs. San Francisco	11-11-79	W, 31-20
George Rogers	at L.A. Rams	11-8-81	W, 21-13
Wayne Wilson	vs. Atlanta	1-2-83	W, 35-6
Rueben Mayes	vs. Phoenix	9-23-90	W, 28-7
Mario Bates	at L.A. Rams	12-4-94	W, 31-15
Ricky Williams	at Atlanta	10-22-00	W, 21-19



SAINTS VETERANS



WALLY WILLIAMS

Guard

Ht: 6-2 **Wt:** 321 **Birthdate:** 2-20-71

College: Florida A&M

Joined Saints: UFA-99 (Bal)

NFL Experience: 9th Season

63

PRO — Versatile lineman returned from a 1999 season-ending neck injury to start every game at left guard in 2000, providing stability and veteran leadership along the Saints offensive line. After originally being moved to center for 2000, was moved back to LG at the end of training camp in 2000.

CAREER TRANSACTIONS — Was placed on injured reserve list with a neck injury, 11/19/99. Was signed by the Saints one day after the free agency period began, 2/13/99. Re-signed by the Ravens, 8/18/98. Designated by Ravens as franchise player, 2/13/98. Was originally signed as a free agent by the Cleveland Browns, 4/30/93 (franchise relocated to Baltimore in 1996). Was designated the Ravens' franchise player prior to the 1998 season.


HONORS — **1997:** Ravens recipient of Ed Block Courage Award (voted by teammates).

2000 — Rebounded from a serious neck injury in 2000 to start every regular season and playoff game for the Saints in 2000... helped anchor left side of offensive line with LT William Roaf which helped produce 129.3 yards per game rushing in 2000, ranked eighth in the NFL and was their highest total since 1987 (136.9)...left game in second half with stinger in season opener vs. Detroit, 9/3...had one tackle off a turnover vs. Philadelphia, 9/24...had one fumble recovery vs. Carolina, 10/15...left game in fourth quarter with stinger at Atlanta, 10/22...helped provide outstanding protection that allowed Saints offense to rush for a season-high 216 yards at San Francisco, 12/10...started both postseason games. **1999** — Started first six games of season at left guard before missing remainder of season due to neck injury...was inactive for games 7-9, and was placed on injured reserve, 11/17...also saw action on one play at FB in games 5 and 6, vs. Tennessee, and at New York Giants. **1998** — Started the first 13 games of the year, seven at left guard, six at center. . . missed the final three games due to a neck injury...made switch to C vs. Jacksonville, 11/1, after starting the first seven games at LG...made 50th NFL start vs. Tennessee, 10/11, playing at LG...left game at Tennessee, 12/6, with a cervical neck strain in the first quarter. **1997** — Came back from an offseason Achilles' injury to start 10 games (eight at center, two at left guard)...recipient of the Ravens' 1997 Ed Block Courage Award, as voted on by his teammates, for displaying courage in the face of adversity...was on the inactive list for the

first six games of the season while recovering from offseason Achilles surgery...returned to the starting lineup, at C, vs. Miami, 10/19, as the Ravens did not allow a sack. **1996** — Displayed versatility along the line, starting four games at right guard and the final nine at center... did not play at Houston, 9/15, following an ankle injury the previous week at Pittsburgh, 9/8...did not start vs. New Orleans, 9/29, but did see significant playing time at RG. **1995** — Started all 16 games, 14 at left guard and two at center...offensive line allowed the 10th-fewest sacks in the NFL (32)...started at C at Minnesota, 12/9, and vs. Houston, 11/5, in place of an injured Steve Everitt. **1994** — Played in 12 games, with seven starts...did not play at Pittsburgh, 12/18, at Dallas, 12/10, vs. N.Y. Giants, 12/4 or at Philadelphia, 11/13...majority of starts came at left guard...made first NFL start vs. Pittsburgh, 9/11, when he opened the game at LG. **1993** — Played in two games, both as a backup at C...first NFL action came vs. Houston, 11/21, mostly on special teams...also saw action in late-season game vs. L.A. Rams, 12/26...was inactive the first four weeks of the season.

COLLEGE — Started 40 consecutive games at center since his freshman year (1989-92)...named Black College All-American (1991-92)...Preseason All-America by *Street and Smith* and *The Sporting News* for Division I-AA as a senior (1992)...started season as team's punter (34.4 avg.), with a long boot of 50 yards...physical education major.

PERSONAL — Attended Rickards (Tallahassee, Fla.) HS, where he lettered in two sports (football as a center, punter and linebacker, and baseball as a first and third baseman)...set his high school's weight lifting record with a 315 lb. clean and jerk...was All-State for two years in football and a year in baseball...was a late-round pick of the Montreal Expos...he and his wife, Dewan, have two sons, Bronson and Brandon, and a daughter, Chelsea...full name is Wally James Williams Jr....born Feb. 20, 1971.





SAINTS VETERANS

Career Statistics: Wally Williams

Games Played/Started: Cleveland - (1993, 2/0); (1994, 12/7); (1995, 16/16), Baltimore - (1996, 15/13); (1997, 10/10); (1998, 13/13); New Orleans - (1999, 6/6); (2000, 16/16) Total: 90/80 (Cleveland 30/23; Baltimore 38/36; New Orleans 22/22).

Postseason Games Played/Started: New Orleans - (2000, 2/2) Total: 2/2.



ROBERT WILSON

Wide Receiver

Ht: 5-11 Wt: 176 Birthdate: 6-23-74

College: Florida A&M

Joined Saints: FA-00

NFL Experience: 3rd Season

80


PRO — Reserve wide receiver and special teams player who expanded his offensive role late in the season.

CAREER TRANSACTIONS — Signed by the Saints, 3/6/00. Was released by Seattle, 11/3/99. Re-signed by the Seahawks 10/20/99. Released by Seattle 9/6/99. Signed to active roster 12/17/97. Re-signed by Seahawks to practice squad, 8/19/97. Released by Seahawks 8/18/97. Signed by the Seattle Seahawks as an undrafted free agent, 4/25/97.

HONORS — 2000: Saints Special Teams Player of the Year (voted by teammates).

2000 — Saw action in 15 games, recording 11 receptions for 154 yards...also led Saints special teamers with 19 tackles (14 solo) and one forced fumble...also saw action in both playoff games...had three special teams tackles (two solo) vs. Detroit, 9/3...had three special teams tackles at San Diego, 9/10...had one special teams tackle at Seattle, 9/17...had one forced fumble on special teams vs. Philadelphia, 9/24...recorded three special teams tackles at Chicago, 10/8...had one solo special teams tackle and one assisted special teams tackle vs. Carolina, 10/15...had one special teams tackle at Atlanta,

10/22...was declared inactive at Arizona, 10/29, due to hip injury...had one assisted special teams tackle vs. San Francisco, 11/5...had two special teams tackles and returned a lateral on a punt return 15 yards vs. Oakland, 11/19...had first reception of season for nine yards at St. Louis, 11/26...set career highs with eight receptions for 122



yards vs. Denver, 12/3...had one reception for 13 yards and two assisted special teams tackles vs. Atlanta, 12/17...had one reception for ten yards and one special teams tackle vs. St. Louis, 12/24...had three receptions for 41 yards, including a 12-yard TD reception in NFC Wild Card Playoff vs. St. Louis, 12/30...had one reception for 14 yards in NFC Divisional Playoff at Minnesota, 1/6/01. **1999** — After being cut in training camp was signed by Seahawks in middle of the season and saw special teams action in two games...recorded one special teams tackle vs. Buffalo, 10/24...had one special teams tackle at Green Bay, 11/1...listed as inactive vs. Cincinnati, 11/7...waived by Seahawks, 11/13. **1998** — Saw action in all 16 games for the Seahawks...had eight special teams tackles...tied for the team lead with two special teams tackles vs. Washington, 9/20...saw limited action in the fourth quarter at wide receiver in four-receiver sets at Oakland, 11/15. **1997** — Spent the entire season on the team's practice squad until being signed to the active 53-man roster, 12/17...inactive for the final game of the season vs. San Francisco, 12/21.

COLLEGE — Three-time first team All-Mid Eastern Athletic Conference choice...four-year letterman...finished his career with a school record 210 receptions for 3,027 yards, with 25 TDs, in 45 games...set single-season marks with 78 receptions and 1,161 yards as a senior...tied another mark with 10 TD receptions...caught 50 passes for 664 yards and eight scores as a junior and 58 for 857 and five scores as a sophomore...played every game as a redshirt freshman and caught 24 for 345 yards and two scores...majored in business economics.

PERSONAL — Attended Jefferson County (Monticello, Fla.) HS...lettered in football, basketball, track, and weightlifting...a relative of Ernest Givins, who played wide receiver in the NFL with Houston and Jacksonville...born June 23, 1974 in Tallahassee, where he still resides.

SAINTS VETERANS



Career Statistics: Robert Wilson

Year	Team	GP/GS	RECEIVING				
			No.	Yds.	Avg.	LG	TD
1997	Seattle	0/0	0	0	0.0	0	0
1998	Seattle	16/0	0	0	0.0	0	0
1999	Seattle	2/0	0	0	0.0	0	0
2000	New Orleans	15/0	11	154	14.0	30	0
Totals		33/0	11	154	14.0	30	0
Saints Totals		15/0	11	154	14.0	30	0

ADDITIONAL STATS: Special Teams Tackles — (1998, 8); (1999, 2); (2000, 19) Total: 29. Special Teams Forced Fumbles — (2000, 1) Total: 1.

CAREER HIGHS: Receptions — 8, vs. Denver (12/3/00); Receiving Yards — 122, vs. Denver (12/3/00); Long Reception — 30, vs. Denver (12/3/00); Receiving TDs — 0.

POSTSEASON STATISTICS

Year	Team	GP/GS	RECEIVING				
			No.	Yds.	Avg.	LG	TD
2000	New Orleans	2/0	4	55	13.8	21	1
Totals		2/0	4	55	13.8	21	1

CAREER HIGHS: Receptions — 3, vs. St. Louis (12/30/00); Receiving Yards — 41, vs. St. Louis (12/30/00); Long Reception — 21, vs. St. Louis (12/30/00); Receiving TDs — 0.

2000 SAINTS RECORD WHEN...

	Regular Season	Postseason
Leading after 1st quarter:	3-2	1-0
Trailing after 1st quarter:	2-2	0-1
Tied after 1st quarter:	5-2	---
Leading at the half:	6-2	1-0
Trailing at the half:	4-4	0-1
Tied at the half:	---	---
Leading after the 3rd quarter:	8-0	1-0
Trailing after the 3rd quarter:	1-5	0-1
Tied after the 3rd quarter:	1-1	---
Saints score first:	5-2	---
Opponents score first:	5-4	1-1
200+ yards passing:	5-3	1-1
Opponents pass for 200+ yards:	7-3	1-1
100+ yards rushing:	7-4	---
Opponents rush for 100+ yards:	2-4	0-1
Committing 3+ turnovers:	2-3	---
Forcing 3+ turnovers:	5-0	1-0
Defense has 3 or more sacks:	8-4	---
Defense has 2 or less sacks:	2-2	1-1
vs. NFC:	9-3	1-1
vs. NFC West:	7-1	1-0
vs. NFC Central:	1-1	0-1
vs. NFC East:	1-1	---
vs. AFC:	1-3	---
vs. AFC West:	1-3	---
Indoors:	5-5	1-1
Outdoors:	5-1	---
At home:	3-5	1-0
On the road:	7-1	0-1
On artificial turf:	5-6	1-1
On grass:	5-0	---
Scoring 20 or more points:	10-3	1-0
Allowing 20 or fewer points:	5-2	---
Saints win coin toss:	4-4	1-1
Saints lose coin toss:	6-2	---

2000 NFC West Champions



2001 DRAFT CHOICES



ENNIS DAVIS

Defensive Tackle

Ht: 6-4 Wt: 308 Birthdate: 12-2-77
College: Southern California
Joined Saints: D7-01
NFL Experience: Rookie

91

2001 Draft Notes — Became the 13th Southern California player ever selected by the Saints in the NFL Draft, the most by any school in club history...a smart, productive tackler with good initial quickness off the ball with the power to stack and hold the pile at the line of scrimmage...decisive in pursuit and goes low in his tackles to stop ball carriers at the line...played in 48 games, starting 35 contests for the Trojans, finishing his career with 146 tackles, 15 sacks and 13 pass defenses.

2000 — All-American third team and All Pac-10 Conference second-team selection by *The Sporting News*, adding second-team All Pac-10 honors from the *Associated Press*...started every game at strong-side defensive tackle...recorded 53 tackles (38 solo) with six sacks for -44 yards...deflected three passes and caused a fumble...collected four tackles and sacked QB Rashard Casey for a 17-yard loss at Penn State...caused a fumble and posted five stops (three solo) at Oregon State...registered seven tackles (six solo) with a pass deflection and sacked QB Randy Fasan for an 8-yard loss at Stanford...sacked QB Jeff Krohn for a 7-yard loss and came up with six tackles (four solo) at Arizona State...had four solo hits and a three-yard sack vs. UCLA. **1999** — Was an All Pac-10 second-team choice...started every game at strong-side defensive tackle...made 31 tackles (23 solo) with five sacks for -18 yards...recovered two fumbles and caused another...deflected five passes and blocked an extra point...had six tackles (five solo) and a six-yard sack at Oregon...had three solo stops and caused a fumble which was recovered on an eight yard sack vs. Oregon State...made five stops, recovered a fumble and sacked Notre Dame QB Jarious Jackson three times in South Bend...deflected two passes and intercepted another vs. Stanford...intercepted a Ryan Kealy pass and rumbled 30 yards for a touchdown, adding six tackles (five solo) with a pass breakup vs. Arizona State, 11/6. **1998** — Was an All

Pac-10 first-team choice and named Team Defensive Most Valuable Player...started 11 games at strongside defensive tackle...recorded 47 tackles (39 solo) with three sacks for -15 yards, one forced fumble, one fumble recovery, five passes defense and a blocked field goal...blocked a field goal and posted six solo tackles with a six-yard sack of QB Ryan Kealy, causing a fumble on the play which he recovered at Arizona State...had five tackles (four solo), including a seven-yard sack at Stanford. **1997** — Played in eleven games as a reserve defensive tackle, with 15 tackles with a four yard sack and one pass deflection...sacked QB Akili Smith for a four yard loss vs. Oregon. **1996** — Redshirt freshman.

Personal — Majored in public policy and Management at Southern California...Super Prep, Blue Chip Illustrated and Schutt Sports All-American selection at Reseda (Calif.) HS, adding *USA Today* All-USA second-team, Blue Chip Best of the West, Super Prep All-Far West, Blue Chip All-Western, *Long Beach Press-Telegram* Best of the West, *Tacoma News-Tribune* Western 100, Cal-Hi Sports All-State, All-L.A. City 3-A MVP, *Los Angeles Times* All-Valley, *Los Angeles Daily News* All-Valley and All-Pac-8 League Defensive MVP honors as a senior two-way lineman...had 115 tackles, nine sacks, four deflections and three fumble recoveries in 1995 to lead the team to the L.A. City 3-A title in 1995...he made All-L.A. City 3-A, *Los Angeles Times* All-Valley second team, *Los Angeles Daily News* All-Valley second team and All-Pac-8 League as a junior in 1994, with 105 tackles, eight sacks, two fumble recoveries, in interception and a blocked punt...75 tackles, four sacks and two fumble recoveries as a sophomore while winning All Pac-8 League honors...played basketball and track...has a habit of always wearing a watch, even to practices...Ennis R. Davis...born Dec. 2, 1977 in Hardor City, Calif.

Career Statistics: Ennis Davis

Year	School	GP/GS	TACKLES					Sacks-Yds. Lost
			S	A	TT	FR	FF	
1997	Southern California	11/0	9	6	15	0	0	1-4
1998	Southern California	13/11	39	8	47	1	1	3-15
1999	Southern California	12/12	23	8	31	2	1	5-18
2000	Southern California	12/12	38	15	53	0	1	6-44
Totals		48/35	109	37	146	3	3	15-81

ADDITIONAL STATS: Interceptions (2): 1999, 2. Tackles for a Loss (36): 1997, 6; 1998, 13; 1999, 7; 2000, 10. Blocked Kicks: (3): 1998, 1 Field Goal; 1999, 1 Field Goal, 1 Extra Point.



2001 DRAFT CHOICES



SEDRICK HODGE

Linebacker

Ht: 6-4 Wt: 244 Birthdate: 9-13-78
College: North Carolina
Joined Saints: D3a-01
NFL Experience: Rookie

52

2001 Draft Notes — The selection of Sedrick Hodge represents the fifth time overall that the Saints have selected a player from North Carolina in the NFL Draft. Another in a long line of outstanding linebackers to perform for the Tar Heels. Durable athlete who started every game for the last three seasons. Regarded as the fastest linebacker in the Atlantic Coast Conference, clocking at 4.42 in the 40-yard dash, finishing his career with 265 tackles (167 solo) and 10.5 sacks for minus 84 yards.

2000 — All-American second-team selection by the Sports Xchange, adding All-Atlantic Coast Conference first-team honors...recipient of the George Barclay Award, given to the Tar Heel's Most Outstanding Linebacker...team captain, starting every game at strongside outside linebacker...second on the team with 82 tackles (55 solo) and seven sacks for minus 57 yards...had four passes defended and also forced four fumbles...had seven tackles (six solo), a nine-yard sack and a forced fumble that resulted in a touchdown in the recovery at Wake Forest...caused a fumble and sacked Chris Weinke twice for losses of eight yards at Florida State...vs. North Carolina State, sacked QB Phillip Rivers for a 19-yard loss, causing a fumble on the play and posted ten tackles (six solo) while also recording a pass defense...had a seven-yard sack at Pittsburgh...registered a season-high 12 tackles (eight solo) against Maryland...closed out his career at Duke with seven tackles (four solo), and a seven-yard sack and pass defense. **1999** — Winner of the George Barclay Award, given to the team's top linebacker...started every game as he recorded 79 tackles (52 solo), three forced fumbles, one interception and three passes defended...had 12 tackles (nine solo) and one pass defense against Florida State...recorded 11 tackles (eight solo) at Georgia

Tech...had a nine-tackle performance against Furman...had six solo stops vs. Wake Forest...collected 12 tackles (ten solos) and one forced fumble at North Carolina State...added six tackles (three solo) and returned an interception 19 yards to set up a field goal against Duke. **1998** — Started every game and finished fourth on the team with a career-high 89 tackles (50 solo), 3.5 sacks for minus 27 yards, two fumble recoveries, six passes defended and one interception...had seven tackles against Georgia Tech...had a seven-tackle effort against Pittsburgh...made ten tackles (nine solo) at Virginia...returned an interception five yards and had five tackles against Duke...collected five tackles (two solo) against San Diego State in the Las Vegas Bowl. **1997** — Competed in every game, recording 15 tackles (ten solo)...had two stops against Virginia...had two tackles at Maryland.

PERSONAL — First-team All-State selection at outside linebacker by the Atlanta Journal Constitution at Westminster (Atlanta, Ga.) School...First-team All-City and All-Northside Atlanta pick...received the school's award for the Best All-Around Athlete...led his team to the state semifinals, making 106 tackles, including 88 solo stops, with 10 sacks, as he recovered four fumbles, broke up two passes and had one interception as a senior...averaged 10 points and 10 rebounds per game in basketball...fourth in the state in the long jump as a junior...won the H.J. Stegeman Trophy at the Class 2-A state meet as a senior, given to the High Point Champion...won the 100 and 200 meters, was third in the long jump and was a member of the first place 4x100 relay at the 1997 state meet...honor roll student...communications major at UNC...hopes to become a sports broadcaster once his playing days are over...Sedrick Jamaine Hodge...born 9/13/78.

Career Statistics: Sedrick Hodge

		TACKLES						Sacks-Yds. Lost
Year	School	GP/GS	S	A	TT	FR	FF	
1997	North Carolina	11/0	10	5	15	0	0	0-0
1998	North Carolina	11/11	50	39	89	2	0	3.5-27
1999	North Carolina	11/11	52	27	79	0	3	0-0
2000	North Carolina	11/11	55	27	82	0	3	7-57
Totals		44/33	167	90	265	2	6	10.5-84

ADDITIONAL STATS: Interceptions (2): 1998, 1; 1999, 1. Tackles for a Loss (35): 1998, 11; 1999, 7; 2000, 16. Pass Defenses (13): 1998, 6; 1999, 3, 2000, 4.



2001 DRAFT CHOICES



DEUCE McALLISTER

Running Back

Ht: 6-1 Wt: 221 Birthdate: 12-27-78

College: Mississippi

Joined Saints: D1-01

NFL Experience: Rookie

26

2001 Draft Notes — The selection of Deuce McAllister marked the sixth time that the Saints selected a running back in the first round of the NFL Draft...he was the seventh player ever selected by the Saints from Mississippi...the last first-round pick taken from Ole Miss by the Saints was Archie Manning in 1971...the most decorated player in Ole Miss history since Manning...is proud of being known as a consummate team player...he is the only player in school history to record three seasons with at least 1,000 all-purpose yards...holds Mississippi career records with 616 carries for 3,060 yards and 37 touchdowns rushing, topping the previous marks of 494 attempts by Dou Innocent (1991-92, 94-95), 2,654 yards rushing by Kayo Dottley (1947-50) and 25 TDs by Manning (1968-70)...his 13 100-yard rushing performances broke Innocent's previous school career-record of 10...his 4,889 all-purpose yards shattered the old school record of 3,186 by J.R. Ambrose (1984-87)...his 41 total touchdowns set a Mississippi all-time record, as did his 246 points scored, bettering the old record of 207 points by Brian Lee (1989-92)...ranks fourth in school annals with 992 yards on kickoff returns.

2000 — All-Southeastern Conference first-team selection as an all-purpose back by the Sports Xchange and the *Associated Press*...played in every game, starting eight contests...led team with 159 carries for 767 yards (4.8 avg.) and 14 TDs...fourth on the squad with 18 receptions for 190 yards (10.6 avg.) and a pair of TDs...led the team in scoring with 102 points...returned 17 punts for 191 yards (11.2 avg.) and a TD...added 340 yards on 20 kickoff returns (17.0 avg.)...averaged 135.3 all-purpose yards per game...also completed one pass for a 20-yard TD...had a pair of 1-yard TD runs and a 47-yard TD reception vs. Tulane in season opener...vs. Auburn in SEC opener, gained 257 all-purpose yards, including 19 attempts for 104 rushing yards with 1 & 26-yard TDs, a one-yard catch, three kickoff returns for 56 yards and two punt returns for 96 yards, including an 87-yard TD...rushed 17 times for 143 yards with a 50-yard TD, caught five passes for 47 yards, returned three punts for 23 yards and a kickoff for two yards at Vanderbilt...carried 13 times for 85 yards with TDs of 1 & 29 yards and also had a 33-yard TD reception vs. Arkansas State...dove over the top for a game-winning one-yard TD in a 43-40 overtime victory over UNLV...was named SEC Player of the Week for his performance in "Egg Bowl" vs. Mississippi State as he amassed 184 total yards, rushing 24 times for 121 yards with TDs of 1, 1 & 72 yards, returning two punts

for two yards, three kickoffs for 61 yards and throwing a 20-yard option pass for a TD to QB Romaro Miller. **1999** — Earned second-team All-American honors from the All-America Football Foundation...First-team All-SEC pick by the league coaches, *Associated Press* and *Birmingham News*...also tabbed as a second team all-purpose player on the *Associated Press* All-SEC team...received the 1999 Conerly Trophy as Mississippi's Collegiate Player of the Year...also won the Offensive Most Valuable Player Award from Rebel Club of Jackson...appeared in ten games, starting eight contests...second on the team with 151 carries for 809 yards (5.4 avg.) and 12 TDs...third on the squad with 20 receptions for 201 yards (10.1 avg.)...completed both pass attempts for 32 yards...returned 25 kickoffs for 652 yards (26.1 avg.) and a TD...added 30 yards on three punt returns...averaged 169.2 all-purpose yards per game...gained 88 yards on nine carries with a 46-yard TD and 85 yards on four kickoff returns vs. Vanderbilt...threw a pass for a 14-yard gain, returned three kickoffs for 66 yards, had a 43-yard reception and carried nine times for 65 yards with 1- & 31-yard TDs at South Carolina...vs. Alabama, picked up 63 yards on 13 attempts, including 5- & 22-yard TDs, completed an 18-yard pass, caught three passes for 54 yards, returned two punts for 29 yards and gained 152 yards on six kickoff returns, including a 46-yarder...carried 25 times for 140 yards with TDs of 1 & 6 yards, adding 73 yards on three kickoff returns at LSU...accounted for 318 all-purpose yards as he rushed 21 times for 125 yards with 1- & 40-yard scores, grabbed a pair of passes for 34 yards, returned a punt for a one-yard gain and three kickoffs for 158 yards, including a 100-yard score vs. Arkansas...his 318 yards broke the old school game-record of 292 yards by John Avery vs. Alabama in 1997...his 100-yard kickoff return tied an Ole Miss record...carried nine times for 104 yards with 3- & 84-yard TDs vs. Georgia...at Mississippi State, gained 136 yards on 36 rushes, six yards on two catches and 71 yards on three kickoff returns...helped team to a 27-25 win in Independence Bowl, as he gained 121 yards on 17 runs with an 80-yard TD and caught 3 passes for 50 yards, including a 25-yard score. **1998** — Selected Ole Miss Quarterback Club Co-Player of the Year...named second-team All-SEC by the SEC coaches and *Associated Press*...selected Offensive Most Valuable Player by the Rebel Club of Jackson...appeared in every game, starting nine contests...led the team with 1,082 yards and seven TDs on 212 carries (5.1 avg.)...only Kayo Dottley (1,312

2001 DRAFT CHOICES



yards in 1949) ran for more yards in a season at Ole Miss...caught 18 passes for 154 yards (8.6 avg.) and made three solo tackles...averaged 112.4 all-purpose yards per games...began the year vs. Memphis with 73 yards on 15 runs, including a one-yard TD...rushed 16 times for 73 yards with touchdowns of 1 & 3 yards, adding 18 yards on a reception at Vanderbilt...followed with a game-winning four-yard TD run in a 48-41 overtime victory vs. SMU...vs. South Carolina, ran for a pair of TDs, including a five-yarder with 2:48 remaining to give Ole Miss a 30-28 win...exploded for 188 yards on 24 carries at Alabama...carried 15 times for 124 yards and a 16-yard TD vs. Arkansas State...Ran for 176 yards on 26 attempts vs. LSU...rushed 22 times for 109 yards at Georgia...amassed 177 yards on 40 carries vs. Mississippi State...picked up 79 yards on 27 runs with four-yard TD, caught a 32-yard TD pass and returned a kickoff 43 yards for another TD in Independence Bowl vs. Texas Tech. **1997** — Selected Co-Offensive Newcomer of the Year (with Terrence Metcalf) by the Rebel Club of Jackson...saw action in every game as a true freshman, starting vs. Tulane...finished with 402 yards and four TDs on 94 carries (4.3 avg.)...caught seven passes for 71 yards (10.2 avg.) and recorded an assisted tackle...gained 92 yards on 17 runs and 41 yards on a pair of catches vs. SMU...scored his first career TD on a 4-yard scamper, finishing the day with 51 yards on 14 carries and a 16-yard catch vs. Vanderbilt...carried eight times for 56 yards and a one-yard TD against Tennessee...scored on a two-yard TD run at LSU...in his first career start vs. Tulane, he ran 11 times for 68 yards and a one-yard TD...in Motor City Bowl against Marshall, picked up 71 yards on eight attempts, including a game-winning one-yard TD with 0:31 left to play and also had a 20-yard scoring grab in a 34-31 win.

PERSONAL — First-Team All-State selection by the

Mississippi Sports Writers Association and the *Jackson Clarion-Ledger* as a defensive back at Morton (Lena, Miss.) HS...named to Super Prep's All-American and All-Dixie teams...four-time All-Division 5-3A choice and was twice Division Most Valuable Player...picked up 2,643 all-purpose yards and 23 TDs during senior season in helping lead Morton to 8-4 record and Division 5-3A championship...rushed for 1,603 yards on 192 tries with 19 TDs, had 12 receptions for another 167 yards, returned 17 kickoffs for 563 yards and two TDs and returned 15 punts for 310 yards, including a TD...excelled on defense, being credited with 66 tackles, four pass interceptions, 11 pass defenses, two caused fumbles, and three fumble recoveries, including one for a TD that year...played in Mississippi-Alabama All-Star Game...earned four letters in football, three in basketball and two in track...averaged 18 points per game as a junior and 14.0 in his senior campaign, earning All-South Tournament team honors in basketball...was Student Body President senior year...criminal justice major...active in his community...named to the 1999 American Football Coaches Association (AFCA) Good Works Team...among his contributions to the Oxford community were visiting children at the Mother Goose Day Care Center, helping build a community playground and being a mentor at Bramlett Elementary School...he also served as a referee for basketball at the Special Olympics State Games in Decatur, Miss. and has been a football camp counselor at middle and high schools in Jackson...during the Rebels' trip to the 1998 and 1999 Sanford Independence Bowls, he visited the children's hospital in Shreveport...nickname, "Deuce", was given to him to by one of his high school coaches who was a fan of former University of Alabama and Minnesota Vikings running back David Palmer, who was also known as Deuce...Dulymus Jenod McAllister...born 12/27/78 in Lena, Miss.


Career Statistics: Deuce McAllister

Year	School	GP/GS	RUSHING					RECEIVING				
			No.	Yds.	Avg.	LG	TD	No.	Yds.	Avg.	LG	TD
1997	Mississippi	11/1	94	402	4.3	31	4	7	71	10.1	35	0
1998	Mississippi	11/9	212	1082	5.1	37	7	18	154	8.6	20	0
1999	Mississippi	10/8	151	809	5.4	84	12	20	201	10.1	43	0
2000	Mississippi	11/8	159	767	4.8	72	14	18	190	10.6	47	2
Totals		43/26	616	3060	5.0	84	37	63	616	9.8	47	2
Year	School	GP/GS	KICKOFF RETURNS					PUNT RETURNS				
			No.	Yds.	Avg.	LG	TD	No.	Yds.	Avg.	LG	TD
1999	Mississippi		25	652	26.1	100	1	3	30	10.0	20	0
2000	Mississippi		20	340	17.0	28	0	17	191	11.2	87	1
Totals			45	992	22.0	100	1	20	221	11.1	87	1

ADDITIONAL STATS: Special Teams Tackles (4): 1997, 1; 1998, 2; 2000, 1. Passing Statistics (3-3, 52 yds., 1 TD): 1999, 2-2, 32 yards; 2000, 1-1, 20 yards, TD.



2001 DRAFT CHOICES



MORAN NORRIS

Fullback

Ht: 6-1 Wt: 250 Birthdate: 6-16-78
College: Kansas
Joined Saints: D4-01
NFL Experience: Rookie

33

2001 Draft Notes — Moran Norris was the sixth player chosen from Kansas in club history and the first since 1998 (LB Ron Warner - seventh round) ...it marked the second consecutive year that the Saints drafted a fullback in the fourth round of the NFL Draft...a powerful, bruising-type runner and naturally strong blocker who has good vision and instincts who absorbs punishment well running up the middle and displays an explosive second gear upfield...hard to bring down once he breaks into the open...makes solid contact as a blocker...began his career as a tight end, moving to the backfield as a sophomore, where he played both fullback and halfback and took over halfback as a junior...closed out his career with 199 carries for 864 yards (4.3 avg.) and 10 TDs, adding 87 yards and a score on 17 receptions (5.1 avg.).

2000 — Was a preseason All-American selection and member of the Jayhawks Scholar List, finishing with 87 carries for 313 yards (3.6 avg.) and a pair of TDs...caught three passes for 26 yards (8.7 avg.) in seven games...opened the season with ten runs for 43 yards and a one-yard TD at SMU...gained 84 yards on 24 attempts vs. UAB. **1999** — Was a third-team All-Big 12 Conference selection...lined up at FB, starting nine contests...second on the team with 537 yards and eight TDs on 107 carries (5.0 avg.)...caught ten passes for 64 yards (6.4 avg.) and a score...led the team in scoring with 54 points...rushed nine times for 40 yards and a two-yard score, adding seven yards on a reception at Kansas State...caught three passes for 30 yards and a ten-yard TD vs. SMU...went over the top for a one-yard TD at Texas A&M...gained 106 yards on 18 attempts with TDs of 23 & 6 yards and

also had an eight-yard catch vs. Missouri...had 17 carries for 80 yards and a seven-yard grab vs. Nebraska...finished with 13 runs for 75 yards, including 2 TDs vs. Baylor...collected 120 yards on 20 attempts with a seven-yard score at Oklahoma State...closed out the season with 19 rushes for 93 yards and a one-yard TD vs. Iowa State. **1998** — Played in every game, starting six contests at FB (team used a single-back formation in five games)...used strictly as a blocker, catching four passes and carrying five times for 41 yards. **1997** — Saw action in the team's final three games as a reserve tight end. **1996** — Redshirted as a freshman...performed at tight end on the scout team.

PERSONAL — Earned All-District and All-City honors in his senior year at James Madison (Houston, Texas) High...All-Greater Houston pick...second-team All-HISD choice...caught 25 passes for 410 yards as a tight end...a standout at linebacker...earned three letters in football...graduated from Kansas in December of 2000 with dual degrees in Communications Studies and Crime & Delinquency...earned a spot on the Jayhawk Scholars list in the spring by posting a 3.0 or better grade point average...older brother, Gaston Norris, lettered as a running back at Iowa State (1993-96)...represented the Kansas University athletics department as one of 353 student-athletes at the fourth annual NCAA Foundation Leadership Conference last May at Lake Buena Vista, Fla....volunteered as an aide with a kindergarten class at a local elementary school...Torrance Moran Norris...born June 16, 1978.

Career Statistics: Moran Norris

Year	School	GP/GS	RUSHING					RECEIVING				
			No.	Yds.	Avg.	LG	TD	No.	Yds.	Avg.	LG	TD
1997	Kansas	3/0	0	0	0	0	0	0	0	0.0	0	0
1998	Kansas	11/6	5	14	2.8	5	0	4	-3	-0.8	2	0
1999	Kansas	12/9	107	537	5.0	38	8	10	64	6.4	11	1
2000	Kansas	7/7	87	313	3.6	35	2	3	26	8.7	23	0
Totals		33/22	199	864	4.3	38	10	17	87	4.8	23	1

2001 DRAFT CHOICES



ONOME OJO

Wide Receiver

Ht: 6-4 Wt: 205 Birthdate: 6-3-77
College: Cal-Davis
Joined Saints: D5-01
NFL Experience: Rookie

86

2001 Draft Notes — The selection of Onome Ojo marked the first time in Saints history that a player was selected from Cal-Davis...played football for three years at Cal-Davis...emerged into one of Division II's best big-play receivers despite not having played the game until his college years...caught 51 passes for 1,231 yards and 13 TDs in three seasons...averaged 24.1 yards per catch.

2000 — Started all 13 games at wide receiver...finished third on the team with 33 catches...was second on team with 865 yards...averaged 26.2 yards per catch to establish school mark...caught 11 TD passes, tied for second on team...three 100-yard receiving games: 103 vs. Southern Utah, 155 at Western Washington, 118 vs. Chadron State in playoff...caught a TD pass in ten games, including pair at Cal Poly...caught five TD passes for 50 yards or longer...pulled down 80-yarder vs. Sacramento State, tied for eighth on school's longest passing plays list...caught three passes for 43 yards, including 21-yard TD, in Cactus Bowl Division II All-Star game in January, 2001. **1999** — Started all 12 games at wide receiver...ended the year with 18 catches for 366 yards (20.3 avg.)...first reception came vs. Texas

A&M-Commerce when he caught two passes for 85 yards and a TD...strongest outing was in NCAA quarterfinal vs. Northeastern State when he caught two passes for 131 yards with an 86-yard TD reception...catch tied for fifth-longest in school history. **1998** — Appeared in five games...did not catch a pass.

PERSONAL — Attended San Francisco Urban School...was student body president...earned Urban All-School Athletic award...played three years of soccer and led team in scoring...also played one season each of basketball and tennis...dean's list student at Cal-Davis, majoring in psychology with a minor in English...has volunteered at children's museum in San Francisco...made church mission trips to Greece and numerous U.S. cities...father, Johnson, ran track for Nigeria and at Ohio University...non-sports hero is father...enjoys tap dancing, writing, movies and acting...craziest ambition is to direct movies...worked out with future Hall of Fame receiver Jerry Rice in preparation for NFL Draft...his wife, Jessica, gave birth to Onome Jesiah Ojo on the morning of the NCAA Semifinal vs. Bloomsburg, Dec. 2, 2000...Ojo proceeded to play in the contest after assisting with the birth...born June 3, 1977 in San Jose, Calif.

Career Statistics: Onome Ojo

Year	School	GP/GS	RECEIVING				
			No.	Yds.	Avg.	LG	TD
1998	Cal-Davis	5/0	0	0	0.0	0	0
1999	Cal-Davis	12/12	18	366	20.3	86t	2
2000	Cal-Davis	13/13	33	865	26.2	80	11
Totals		30/25	51	1231	24.1	86t	13



KENNY SMITH

Defensive Tackle

Ht: 6-4 Wt: 295 Birthdate: 9-8-77
College: Alabama
Joined Saints: D3b-01
NFL Experience: Rookie

90

2001 Draft Notes — The selection of Kenny Smith marked the fifth time that the Saints selected a player from Alabama in the NFL Draft, and the first since WR Toderick Malone in the sixth round in 1996...powerful player with great acceleration into the backfield...has a disruptive burst, using his arms to escape blocks...finished his career with 177 tackles (103 solo), 10.5 quarterbacks sacks and three blocked kicks.

2000 — All-Southeastern second-team choice by the Sports Xchange...lined up at left defensive tackle, ranking fifth on the team with a career-high 72 tackles

(40 solos)...had 3.5 sacks for -36 yards...deflected a pass and blocked a kick...caused a pair of fumbles and recovered another...credited with six tackles (five solo) and a nine-yard sack at UCLA...collected five tackles (three solo) and a six-yard sack vs. Southern Miss...added four tackles and an assisted sack for -9 yards vs. South Carolina...registered eight tackles (five solo), two pressures and a 12-yard sack at Tennessee...made 12 tackles at LSU...caused a fumble, which he recovered and delivered 13 tackles (nine solo) vs. Auburn. **1999** — Second-team All-



2001 DRAFT CHOICES

Southeastern Conference pick...started eight of the first nine games at left defensive tackle...finished with 37 tackles (21 solo), three sacks for minus 26 yards and one forced fumble...sacked QB Greg Zolman for a four-yard loss on the season's opening drive at Vanderbilt...added a sack vs. Houston...came up with five tackles (three solo) and two sacks for -17 yards vs. Louisiana Tech...was in on eight tackles (five solo), including a five-yard sack in a 40-39 upset victory at Florida...sacked QB Romaro Miller for a three-yard loss at Mississippi. **1998** — All-SEC second-team pick...started nine games at LDE...recorded 38 tackles (24 solo) with two sacks for -12 yards, a pass deflection and two blocked kicks...had seven stops (four solo), including a pair of sacks for -12 yards vs. Florida...delivered three tackles and a blocked field goal vs. Southern Miss...sacked Virginia Tech QB Al Clark twice for losses of 14 yards in Music City Bowl. **1997** — Freshman All-American selection by *The Sporting News*...*Knoxville News-Sentinel* All-SEC

Freshman team pick...one of eight true freshman to letter, starting four out of last five games at left defensive end...finished with 30 tackles (18 solo) and two sacks for -12 yards...had his first collegiate sacks vs. Southern Miss as he dropped QB Lee Roberts twice for -12 yards and came up with five tackles (four solo). **PERSONAL** — Mississippi Defensive Player of the Year and Parade All-American as a senior at Meridian (Miss.) HS...four-year starter...as a senior, he had 65 solo stops, 172 total tackles, ten sacks, two fumble recoveries and two caused fumbles...returned one fumble 25 yards for a touchdown...as a junior, he turned in 67 solo tackles, six sacks, seven fumble recoveries, nine forced fumbles and six passes defended...first player in Meridian HS history to move up from junior high to play varsity football...also played basketball and baseball and made the All-State hoops squad...business management major at Alabama...born March 25, 1978.

Career Statistics: Kenny Smith

Year	School	GP/GS	TACKLES							Sacks-Yds. Lost
			S	A	TT	FF	FR	INT	Yds.	
1997	Alabama	11/4	18	12	30	0	0	0	0	2-12
1998	Alabama	11/9	24	14	38	0	0	0	0	2-12
1999	Alabama	9/8	21	16	37	1	0	0	0	3-26
2000	Alabama	11/11	40	32	72	2	1	0	0	3.5-36
Totals		42/32	103	74	177	3	1	0	0	10.5-86



MITCH WHITE

Tackle

Ht: 6-4 Wt: 311 Birthdate: 3-25-78
College: Oregon State
Joined Saints: D6-01
NFL Experience: Rookie

79

2001 Draft Notes — The selection of Mitch White marked the third time in Saints history that a player was selected from Oregon State...played two years at OSU...a junior college transfer who progressed a great deal upon his transfer playing for a program with a pro-style passing offense...started all 23 games of his OSU career at right tackle and was one of the most consistent members of OSU's offensive line...an extremely hard worker who plays very consistent football.

2000 — Was selected second team All-Pac-10 by the coaches for his performance in 2000 in which he started every game and helped pace an offense for the Rose Bowl Champion Beavers. **1999** — Enrolled at OSU in the spring and participated in spring practice...was the Beavers' starting right tackle in all 12 games in 1999...was recruited specifically to replace

Matt Gartung, who graduated following the 1998 season and signed with the San Diego Chargers. **1998** — At Palomar College, was selected first team JC Athletic Bureau All-American, second team J.C. Grid-Wire All-America, first team JC Athletic Bureau Region IV all-state team. **1997** — Missed season due to a knee injury. **1996** — Was starting right tackle at Palomar College.

PERSONAL — Was a liberal studies major at Oregon State...attended Rancho Bernardo (San Diego, Calif.) HS...earned two letters and started his senior year, when Rancho Bernardo had a 11-3 mark...earned first-team all-league honors...his brother, Mike, played football at Montana State...enjoys snowboarding and hunting...Mitch Eugene White...born March 25, 1978 in Phoenix, Ariz.

ROOKIE & FIRST-YEAR PLAYERS



43 Robert Arnaud, Running Back, Georgia...5-11, 210 signed by the Saints 2/14/01...was originally signed by Baltimore as a rookie free agent out of Georgia on 4/28/00...was waived by the Ravens, 8/26/00 and then signed to their practice squad, 8/28/00, where he spent the entire season...had one start in 25 games as a Bulldog...carried the ball 90 times for 330 yards (3.7 average) and three touchdowns...longest rush of his career was a 78-yarder against Kent in 1998...came off the bench as a freshman in 1995 and carried the ball 37 times for 120 yards against Kentucky...was injured in the first part of the 1996 season and received a medical redshirt...moved to defense in the first part of 1997 and was a reserve...recorded eight special teams tackles, which tied for the team lead...returned to running back role as a backup and played in all 11 games in 1998, finishing with a 7.2 average, tops among rushers...won Coffee County Hustle Award as a senior (1999)...majored in sociology...attended Morrow (Ga.) HS and earned numerous honors, including BLUECHIP Illustrated All-America at running back...named to *Atlanta Journal-Constitution* Top 50 players in Georgia as a defensive back...earned *Atlanta Journal-Constitution* honorable mention All-State DB in class 4A...All-Metro Atlanta and All-Clayton County...as a senior, rushed 139 times for 701 yards and 11 TDs...caught nine passes for 65 yards and one TD as a tailback and returned an interception for a TD...was a two-time state long jump champion...Robert Earl Arnaud...born Oct. 3, 1976 in Lawton, Okla.

38 Ron Atkins, Safety, James Madison...5-11, 206 signed by the Saints 4/26/01...was a two-year starter at free safety for the Dukes...in 2000, recorded 74 tackles (56 solo), one interception for 14 yards, one sack for -2 yards and two fumble recoveries...in his first season in 1999, was the team's second-leading tackler with 99, including 75 solo stops...was first-team All-Atlantic 10 and All-ECAC and first-team All-Virginia by the *Roanoke Times* and the state's sports information directors association...had ten or more tackles in five of 11 games...was the Atlantic 10 defensive player of the week after having nine solo tackles and an interception in JMU's 29-21 win over Northeastern...majored in kinesiology...was a captain and honorable mention all-conference at defensive back in 1998 at Los Angeles Valley CC...played his senior season of high school at Los Angeles (Calif.) Baptist and played two years at Chatsworth (Calif.) HS...he was the league and team most valuable defensive player and a captain at L.A. Baptist...played in the city all-star game...was a state long jump champion in track and field...also lettered in basketball...Ronald Charles Atkins...born June 19, 1979.

41 Tim Carter, Cornerback, Tulane...6-0, 183 signed by the Saints 4/26/01...played for Tulane from 1996-00, recording 114 tackles (84 solo), three interceptions, four forced fumbles and 18 pass defenses...started seven games and played in all 11 as a senior in 2000, making 33 tackles and had six pass defenses...started 10 of 11 games in 1999, recording 35 tackles with one interception and averaging 19.0 yards on kickoff returns...played in all 12 games and started one in 1998 as the Green Wave went 12-0...was second on team with two forced fumbles and was tied for second on the squad with two interceptions...as a sophomore in 1997, played one game before shoulder injury sidelined him for rest of season and received medical redshirt...played in all 11 games on special teams and as a reserve in the secondary with nine tackles as a freshman in 1996...majored in social science with a minor in education...was a two-year starter at Rickards (Tallahassee, Fla.) HS, where he played in the secondary as a junior and played quarterback as a senior...passed for 1,135 yards as a senior...ranked in Florida's top 100 by the *Orlando Sentinel*...attended same high school as Saints G Wally Williams...Florida state champion in intermediate hurdles as a senior...is the cousin of Bengals' WR Chad Plummer...full name is Timothy Jerome Carter...born July 15, 1978 in Tallahassee, Fla.

15 Anthony Collins, Wide Receiver, Morgan State...6-1, 208 signed by the Saints 4/26/01...was the leading wide receiver in Morgan State history with 126 receptions for 1,723 yards and eight TDs...enjoyed his best season as a senior grabbing 38 balls for 511 yards and three TDs...caught 27 passes for 383 yards and two TDs in 1999...caught 11 passes for 204 yards in three games as a junior in 1998 and was redshirted due to a shoulder injury...finished his sophomore season in 1997 with 22 catches for 346 yards and two TDs...caught 28 passes for 279 yards and one TD as a freshman in 1996...was the team's leading receiver at Glen Oaks (Baton Rouge, La.) HS, where he caught passes from Ted White, who was with Tampa Bay in 2000...Anthony L. Collins...born Sept. 3, 1978 in Chicago, Ill.

74 Kurth Connell, Tackle, Washington...6-5, 300...signed by the Saints, 5/8/01...was a five-year squad member at Washington who earned two letters...switched from defensive line to offensive tackle during the middle of the 1997 season...was a second-team All-Pac-10 honoree in 1998 and was named to the All-Pac-10 teams selected by the *Seattle Post-Intelligencer*, the *Tacoma News* and the *Football News*...started ten games for the Huskies in 1999...started every game for the Huskies in 1998 after switching over from nose tackle the year before...also participated on the Husky track team...majored in construction management...had 45 solo tackles his senior year at O'Dea (Seattle, Wash.) HS...led the Irish to the AA state championship...was born in Jamaica and moved to the U.S. when he was three...Kurth David Connell...born Dec. 11, 1976 in Kingston, Jamaica.

14 Derek Dorris, Wide Receiver, Texas Tech...6-2, 206 signed by the Saints 4/26/01...was a four-year letterman for the Red Raiders, recording 112 receptions for 1,400 yards with 13 TDs in his career...enjoyed his finest season in 2000, appearing in all 12 games with 56 receptions for 574 yards with nine TDs...caught two touchdowns against East Carolina in the galleryfurniture.com Bowl, registering 53 yards on seven catches...was sixth in the Big 12 with 4.7 catches per game...caught five passes for 60 yards against Texas...missed three games as a junior with a hamstring pull and recorded 19 receptions for 285 yards and one TD...started all 11 games in 1998, with 28 catches for 395 yards with three TDs, as the team's second-leading receiver...first career TD reception came against Texas in a three-catch, 93-yard, two-TD game, with over 100 yards of total offense...moved from defensive back to receiver a week prior to season opener as a freshman, and finished the season with nine receptions for 146 yards...an all-state selection and district MVP as a junior and senior at Azle (Texas) HS...named first-team all-district at both wide receiver and defensive back...a Fab 55 selection by the *Austin American-Statesman*...listed as a Top 100 selection by the *Lubbock Avalanche-Journal*, *Dallas Morning News* and *Waco Tribune-Herald*...as a senior, rushed for 950 yards and 10 TDs, caught 37 passes for 700 yards and seven TDs and returned two punts for TDs...named to Academic All-Big 12 Second Team as a senior and Big 12 Commissioner's Honor Roll as a junior...Derek Russell Dorris...born Dec. 1, 1978 in Arlington, Texas.

48 James Fenderson, Fullback, Hawaii...5-9, 200 signed by the Saints 4/26/01...lettered two years at Hawaii after transferring from Long Beach (Calif.) City CC...played in 11 games with seven starts in 2000, and was named his team's MVP as well as a second team All-WAC pick...led the squad in rushing with 651 yards and seven TDs and finishing fourth overall in receiving with 30 receptions for 216 yards and a TD...played 10 games as a junior in 1999, primarily on special teams...recorded 12 special teams tackles and had two carries for 22 yards...was a 1995 graduate of Mililani (Oahu, Hawaii) HS...was a three-sport letterman in football, basketball and track...James E. Fenderson...born Oct. 24, 1976 in Long Beach, Calif.



ROOKIE & FIRST-YEAR PLAYERS

73 Larry Fitzpatrick, Defensive End, Illinois State...6-4, 275 signed by the Saints 4/26/01 after playing for the NFL's Chicago Enforcers, recording 33 tackles (22 solo) and 5.5 sacks...waived by the Denver Broncos, 8/27/00...signed by the Broncos 7/21/00...spent the spring of 2000 with the Rhein Fire of NFL Europe, recording 14 tackles and four sacks...waived by the Baltimore Ravens 9/7/99...played with the Scottish Claymores in spring of 1999...originally signed by the Ravens as a rookie free agent on 4/24/98, was waived on 9/3/98, then signed to Baltimore's practice squad on 9/4/98...was signed to the active roster on 12/18/98, and was inactive for the final two regular season games...a second-team All-Gateway conference and preseason All-American selection as a senior at Illinois State, Fitzpatrick recorded a career-high 78 tackles for the Redbirds in 1997...made switch from end to tackle prior to junior year and was an honorable mention All-Gateway choice, posting a career-high nine sacks, the second-best season total in school history...won Illinois State's newcomer of the year award after an impressive freshman campaign that saw him start five consecutive games...a full-time starter for the Redbirds his final three seasons, Fitzpatrick's career totals include: 169 tackles (95 solo), 12 sacks, three recovered fumbles and four pass defenses...majored in sociology...was an all-area and all-conference selection at Willow Run (Detroit, Mich.) HS, where he totaled 134 tackles over his final two seasons (62 as a senior, 72 as a junior)...also saw action at guard as a junior and at tight end as a senior, catching seven passes for 63 yards...also lettered in basketball, track and baseball...father, a teacher, played football at Wayne State, while his brother played for Grambling...Larry Taiye Fitzpatrick...born Aug. 17, 1976 in Detroit, Mich.

60 Jeff Garner, Center, TCU...6-4, 307 signed by the Saints 4/26/01...was a three-year starter at center for TCU, including each of his last 29 games...helped pave the way for LaDarian Tomlinson to lead the nation in rushing in 2000 with 2,158 yards...started all 12 games in 1999, as Tomlinson led the nation in rushing with 1,850 yards...redshirted in 1996...majored in history...was a two-way performer at Decatur (Texas) HS...a two-time all-district 4-3A defensive end for the Eagles...registered 108 tackles, including 15 for losses, 12 sacks and five fumble recoveries...Jeff Allen Garner...born Feb. 8, 1978 in Naples, Fla.

37 Steve Gleason, Safety, Washington State...5-11, 215...signed by the Saints off practice squad, 12/30/00...was signed to Saints practice squad on 11/21/00...released by Indianapolis, 8/27/00...signed as a rookie free agent by Indianapolis, 4/20/00...safety provided depth on special teams towards end of season as team's injuries mounted...learned safety position as a rookie after joining Saints practice squad and playing linebacker in college...gained valuable experience by playing for the Rhein Fire of NFL Europe in the spring of 2001...saw limited special action in three games and in one playoff game...had four special teams tackles in regular season and no stats in playoffs...had three special teams tackles at San Francisco 12/10...was declared inactive in season finale vs. Rams, 12/24 due to knee injury...saw action on special teams in NFC Wild Card playoff game vs. St. Louis 12/30...was inactive for NFC Divisional Playoff game at Minnesota 1/6...a four-year letterwinner as a linebacker at Washington state, finishing his career with 282 tackles (188 solo & 94 assists)...was a team co-captain as a senior when he appeared in all 11 games and started ten, finishing second on team with 98 tackles with one sack...was an All-Pac 10 honorable mention selection at linebacker as a junior in 1998, when he recorded 70 tackles and 4 sacks for -34 yards...one summer job during college consisted of cleaning windows on skyscrapers...was a three-year letterwinner in football & baseball at Gonzaga (Calif.) Prep...born March 19, 1977 in Gonzaga, Calif.

45 Joey Goodspeed, Fullback, Notre Dame...6-1, 242 signed by the Saints, 2/9/01...was originally signed by the Pittsburgh Steelers, 4/21/00...waived by the Steelers, 8/21/00 and signed to practice squad, 10/17/00...played at Notre Dame from 1996-99...started the first three games and final five contests in 1999, finishing with 59 yards rushing on 22 carries (2.7 average), and 12 catches for 91 yards (7.6 average)...recorded four tackles on special teams...played in all 12 games as a backup in 1998, rushing for 202 yards on 29 carries (7.0)...started three games as a sophomore and rushed for 81 yards on 18 carries (4.5 average) and caught three passes for 12 yards...played in nine games as a backup fullback as a freshman...gained 57 yards on 16 carries...added one reception for a 22-yard TD...scored a TD on a 33-yard return of a blocked punt vs. Rutgers...majored in management...named to the Super 25 All-Area team by the *Chicago Sun Times*...was a three-year starter at fullback and linebacker at Oswego (Ill.) HS...rushed 120 times for 1,296 yards and 21 TDs as a senior...averaged 18 tackles per game as a linebacker and 42 yards as a punter...was an all-conference pick as a junior when he rushed 123 times for 1,076 yards and 20 TDs...was a state qualifier as a junior in the shot put and discus...Joey Allen Goodspeed...born Feb. 22, 1978 in Berwyn, Ill.

10 Daniel Guy, Wide Receiver, Jackson State...6-2, 211 signed by the Saints 4/26/01...completed his four-year career at Jackson State with 113 receptions for 1,851 yards with 22 touchdowns...as a senior, finished the year leading the Tigers in receptions with 44 catches for 556 yards and six touchdowns and was named to the All-SWAC second team...in 1999, he was the second-leading receiver on the team behind NFL first-round draft pick Sylvester Morris with 29 catches for 660 yards and six TDs...he averaged 22.8 yards per catch...he was again the team's second-leading receiver with 29 catches for 516 yards and nine TDs in 1988 after earning a starting spot...a computer science major...attended Fairley (Memphis, Tenn.) HS...Daniel E. Guy...born Dec. 11, 1977 in Memphis, Tenn.

9 Jeff Hall, Kicker, Tennessee...6-0, 190 signed by the Saints, 4/26/01...spent the spring of 2001 with the Memphis Maniax of the XFL, where he was 11-16 on field goals and punted 39 times for 1,386 yards for a 35.5 yard average...played four games for the St. Louis Rams in 2000, substiting for an injured Jeff Wilkins...made 4-of-5 attempts for the Rams...after being signed 11/7/00, he was released 12/4/00...spent the latter part of 2000 training camp with the Green Bay Packers...was released by the Rams in training camp 8/1/00 after being signed 1/20/00...was originally drafted by Washington Redskins in the sixth round of the 1999 NFL Draft (181st overall)...was released by the Redskins at the end of training camp...was a four-time All-SEC pick as a kicker...also a four-time Academic All-SEC selection...is the SEC all-time scoring leader with 371 points...helped boot the Volunteers to the National Championship in 1998 with a career-high 104 points, while connecting on 19-of-24 field goals and all 47 extra point attempts...was one of the captains of the Volunteers during that season...the Volunteers went 45-5 during his four-year career...played in more games (50) than any other Tennessee player during his college career...redshirted as a freshman in 1994...was a Super Prep, Prep Football Report and Blue Chip Illustrated all-American first-team selection at Franklin HS in Winchester, Tenn...a Super Southern 100 pick by the *Atlanta Journal-Constitution*, he booted 62-yard field goals in both his sophomore and junior seasons to add all-state, all-midstate and all-district honors...also averaged 39 yards as a punter...was president of the Tennessee chapter of the Fellowship of Christian Athletes in 1997-98...Paul Jeffrey Hall...born July 30, 1976 in Tullahoma, Tenn.

27 Jahi Henley, Cornerback, Tennessee Tech...5-9, 192 signed by the Saints 4/26/01...had 104 tackles (60 solo),

ROOKIE & FIRST-YEAR PLAYERS



five interceptions and 21 pass defenses in three seasons at Tech after transferring from Alabama...had 51 tackles, four interceptions and 13 pass defenses as a senior and received honorable mention All-OVC honors...started ten games in 1999 and ranked fifth on the team with 48 tackles (25 solo), one interception and five pass defenses...in 1998, he saw action in seven games with the Golden Eagles, recording five tackles and three pass defenses...transferred to Tennessee Tech from Alabama in 1997, where he was a walk-on in 1996 and spent a redshirt season...majored in finance...earned three letters at Hunters Lane (Nashville, Tenn.) HS...Jahi Joseph Henley...born Dec. 15, 1978 in Boston, Mass.

5 Jon Hilbert, Kicker, Louisville...6-2, 220 signed by the Saints, 3/22/01...was originally signed by the Dallas Cowboys, 4/15/00...was released by the Cowboys, 7/16/00...was signed by the Buffalo Bills, 7/20/00...waived by the Bills, 8/22/00...finished his senior season at Louisville with a career-high 73 points on 11-of-18 field goals and 40-of-43 extra points...as a junior, he established a school record by connecting on 50-of-53 PATs while hitting 5-of-8 field goal attempts to finish third on the team with 65 points...he converted 6-of-7 field goal attempts and 23-of-24 extra point attempts as a sophomore after making his only extra point attempt as a freshman...he spent the fall of 1995 rehabilitating a knee injury after not seeing after not seeing any game action in 1994...received his degree in sports administration from Louisville...he earned all-state, all-conference and all-area honors as a senior at Boonville (Ind.) HS after averaging 43.9 yards-per-punt...Jonathan Samuel Hilbert...born July 15, 1975 in West Palm Beach, Fla.

66 Jonathan Jackson, Linebacker, Oregon State...6-2, 248 signed by the Saints 4/26/01...spent the spring of 2001 with the NFL's Las Vegas Outlaws where he had three tackles (two solo) in limited action...waived by the Kansas City Chiefs, 8/21/00...signed by the Chiefs 4/24/00...saw duty in 44 games (23 starts) during a four-year tenure at Oregon State...finished his career with 279 tackles (173 solo), 4 sacks (-38 yards), three interceptions, three fumble recoveries and a pair of forced fumbles...started all 11 games as a senior at middle linebacker and recorded 86 tackles (55 solo), a sack, three interceptions, two fumble recoveries, two forced fumbles and four pass defenses...took over the starting middle linebacker job as a junior in 1998 and started all 11 games...registered 114 total tackles (62 solo), a pair of sacks, a fumble recovery and two pass defenses...played in all 11 games with one start as a sophomore in 1997 and recorded 51 tackles (36 solo)...saw action in all 11 games as a freshman in 1996 and was credited with a blocked punt...graduated with a degree in business administration...a two-year starter at outside linebacker for Bonanza (Las Vegas, Nev.) HS...also saw action as a tight end as a senior and lettered on the basketball squad...Jonathan Alexander Jackson...born Sept. 2, 1977 in Dayton, Ohio.

58 Keith Kelsey, Linebacker, Florida...6-2, 260 signed by the Saints 4/12/01...was released by the Buffalo Bills, 8/27/00...was signed by the Bills 4/22/00...was a four-year letterwinner at Florida...played in 41 career games with 11 starts...finished with 187 career tackles (105 solo)...one of three defensive captains on the 1999 squad playing in all 12 games...finished senior season with 91 tackles (57 solo) and two sacks...selected to play in the Florida All-Star Gridiron Classic...was co-recipent of the defensive leadership award in senior season...played in nine games as a junior recording 36 tackles and one sack...considered one of the nation's top prep linebackers in 1994 at Newberry (Fla.) HS...a SuperPrep All-American, he was named as one of the top 15 linebackers in the nation by that publication...1st team all-state in both 1993 and 1994...named the Gainesville Defensive Player of the Year in 1994...Keith Kelsey...born July 10, 1976 in Gainesville, Fla.

6 Bill Lafleur, Punter, Nebraska, 5-11, 205 signed by the Saints, 2/15/01...played for the Barcelona Dragons of NFL Europe in spring of 2001...originally signed by the Saints 4/18/00...waived by the Saints, 8/22/00...finished career at Nebraska with 56 punts for 2,502 yards (44.7 average), with a net of 35.3...had 52 punts for 2,337 yards (44.9 average), with a net of 39.4 and 17 punts inside-the-20...as a senior, was named 1998 GTE/CoSIDA First-Team Academic All-American and First-Team Academic All-Big 12...majored in education...played quarterback, safety, and handled all kicking duties at Norfolk (Neb.) Catholic HS...Bill J. Lafleur...born Feb. 25, 1976 in Norfolk, Neb.

19 Michael Lewis, Wide Receiver, No College...5-8, 165 signed by the Saints, 2/9/01...spent 2000 training camp with the Philadelphia Eagles...was released by the Eagles, 8/21/00...had one reception for 23 yards and one kickoff return for four yards in preseason action with the Eagles...played for the New Jersey Red Dogs of the Arena Football League from 1999-00...played for the Bayou Beast of the Indoor Professional Football League in 1998-99...finished as the league's all-time TD career reception leader with 23...attended Grace King (Metairie, La.) HS...married (Nicole)...Michael Lee Lewis...born Nov. 14, 1971 in New Orleans, La.

40 Milo Lewis, Cornerback, Alabama...5-11, 183 signed by the Saints, 4/16/01...played in 23 games for the Crimson Tide from 1999-00 after transferring from City College of San Francisco, recording 92 tackles and nine interceptions...was a starter in nine of the Tide's games in 2000, finishing with 44 tackles, and a team-leading four interceptions for 20 yards and 17 pass defenses...had a career-high ten tackles against Mississippi State and had nine the following week against Auburn...as a junior, he started every game at cornerback...had 48 tackles, five interceptions for 59 yards and led the team with 16 pass defenses...his best game in 1999 came against Mississippi State when he had eight tackles...he had five stops against Auburn...was a family studies major...played at City College of San Francisco from 1997-98...a first-team Junior College All-American, he allowed one touchdown and ten interceptions from his cornerback slot and helped his team to an 11-1 record in 1998...he had three interceptions and 55 tackles as a sophomore...also had three interceptions as a freshman...as a prep senior at Mountain View (Calif.) HS, rushed for over 1,800 yards and 22 TDs...he also turned in a 99-yard kickoff return for a TD to earn MVP honors in California's HS all-star game...enjoys watching movies in his spare time...Milo Julius Lewis...born Dec. 3, 1977 in San Diego, Calif.

96 Jermaine Miles, Defensive End, Georgia Tech, 6-4, 270 signed by the Saints 4/26/01...played for the San Francisco Demons of the XFL in 2001, recording 20 tackles and four sacks...played for the Calgary Stampeders of the CFL from 1997-99...had 60 tackles and 13 sacks for -93 yards in three seasons with the Stampeders...played two years at Georgia Tech, recording 108 tackles and 12 sacks for -99 yards in his two-year career with 22 consecutive starts...enjoyed his finest season as a senior in 1996, when he recorded 60 tackles and eight sacks for -67 yards...transferred to Georgia Tech from Nassau CC in Garden City, N.Y., where he was a two-time all-America defensive lineman...three-year letterman at Carnarise (Brooklyn, N.Y.) HS...tapped to all-borough team by the *New York Daily News* and *Newsday*...married (Cassandra) with one daughter (Savannah)...Jermaine Lamont Miles...born Aug. 16, 1974 in Brooklyn, N.Y.

46 Jason Nevadomsky, Fullback, UCLA...6-2, 240 signed by the Saints, 2/9/01...originally signed as a free agent by the New York Giants, 4/24/98...waived by the Giants, 8/30/98...signed by the Jacksonville Jaguars, 1/9/99...was waived by the Jaguars, 6/9/99...a versatile player who is being switched to fullback from line-



ROOKIE & FIRST-YEAR PLAYERS

backer...Played at UCLA from 1995-97...returned to full strength his senior season in 1997 after missing all of his junior year while rehabilitating following shoulder surgery...played a key role in the defense in 1997 despite never starting a game...appeared in all 12 contests and finished the year with 34 tackles...underwent surgery at the start of the 1996 season to correct a shoulder problem and missed the entire year, retaining his eligibility...enjoyed a productive junior season in 1995 as a defensive end when he made 20 tackles...played two seasons (1993 and 1994) at Fullerton College...named first-team All-State Division IV and All-Mission Conference...earned one varsity letter at Sunny Hills (Fullerton, Calif.) HS...named first-team All-Freeway League and helped team win 1992 CIF Championship...totaled 65 tackles, including 15 sacks, while being named Lineman of the Year...Jason Kevin Nevadomsky...born Nov. 8, 1975 in Benin City, Nigeria.

31 Richard Newsome, Safety, Michigan State...5-11, 202 signed by the Saints, 4/26/01...two-year starter at Michigan State who finished his career with 230 tackles...was selected as team's MVP as a senior in 2000, as he finished third on the team with 101 tackles (56 solo), three pass defenses and one interception...team's most improved player as a junior in 1999, as he started every game and recorded 92 tackles (54 solo) and nine pass defenses...was a reserve and played on special teams his first two years...recreation and tourism major...was a two-time All-Ohio, All-Northwest Ohio and all-league pick at Fostoria HS...picked off four passes as a senior in 1996 and returned one 40 yards for a TD...also returned a fumble 33 yards, a punt for 74 yards and a kickoff for 89 yards (all TDs) in his final season...intercepted four passes as a junior...three-year starter at guard on the basketball team, earned honorable mention All-State accolades as a senior...Richard Lawrence Newsome...born Dec. 6, 1977 in Lima, Ohio.

67 Nick O'Brien, Guard, Texas A&M-Kingsville...6-1, 330 signed by the Saints 2/9/01...had been a starting guard for NFL Europe's Rhein Fire in the spring of 2001...was originally signed by the Detroit Lions as a rookie free agent in the 2000 offseason...released by the Lions, 8/6/00...was picked up on waivers by the Minnesota Vikings, 8/9/00...waived by the Vikings, 8/27/00...signed to the Vikings practice squad, 8/29/00...released from Vikings practice squad, 11/7/00...signed back to Vikings practice squad, 11/15/00, where he remained for remainder of the season...two-year starter at Texas A&M-Kingsville in 1998-99 after transferring there from Navarro JC in Corsicana, Texas, where he played for two seasons...All-American choice as a senior in 1999 and first-team All-Lone Star Conference pick in the 1998 and 99 seasons...helped lead the Javelinas to the NCAA Division II semi-final playoff round in 1998...all-state, all-area and all-conference pick as a prep standout at Overbrook (Sicklerville, N.J.) HS...also wrestled in high school...Nicholas James O'Brien...born Nov. 19, 1972 in Philadelphia, Pa.

72 Bryan Ray, Linebacker, Wake Forest...6-3, 272 signed by the Saints 4/26/01...considered one of the premier defensive ends in college football during his career at Wake Forest...finished his career at Wake second in sacks with 18, behind school's all-time leader, Pro Bowl Baltimore DE Michael McCrary...was a second team All-ACC selection on the defensive line in 2000 and was named first-team All-ACC by *Football News*...had 49 total tackles and 5 sacks for -25 yards in his senior year with the Deacons...enjoyed best season as a junior in 1999, when he recorded 52 tackles and 10 sacks for -71 yards...majored in communications...enjoyed an outstanding prep career, first at St. John's High School in Washington D.C., then switching to Wheaton (Md.) HS as a senior where he earned all-conference and all-county honors, totaling 106 tackles, nine sacks and three interceptions, while also making an impact on offense with 23 receptions for 457 yards as a tight end...Bryan Dwain Ray...born March 9, 1978 in Olney, Md.

11 Jimmy Robinson, Wide Receiver, Kentucky...6-1, 201 signed by the Saints, 4/26/01...finished his career at Kentucky with 70 receptions for 761 yards with four touchdowns...as a senior, had nine receptions for 110 yards...missed the 1999 season with a broken arm...enjoyed his best season as a sophomore in 1997, when he had 35 receptions for 366 yards and two TDs...signed with Kentucky from Georgia Military College, where he was an All-American...graduated from Kentucky with a degree in social work...played his junior and senior years at Clarkston (Ga.) HS where he was an all-state and all-county wide receiver...also played cornerback on defense...played his sophomore season of football at Dillard (Fort Lauderdale, Fla.) HS...Jimmy Robinson...born Oct. 22, 1976 in Ft. Lauderdale, Fla.

61 Blaine Saipaia, Offensive Lineman, Colorado State...6-2, 310 signed by the Saints, 2/9/01...spent the final two months of the 2000 season on the Saints practice squad...played at Colorado State from 1996-99...was an All-Mountain West Conference selection in 1999...started the first ten games of 1998 and 23 in a row during back to the start of the 1997 season...suffered a torn medial collateral ligament to right knee at Rice and did not play in the final two games of the season...played weakside tackle...was an honorable mention All-WAC Pacific Division...started all 12 regular-season games and the Holiday Bowl at weakside tackle in 1997...saw action in ten games as a true freshman...two-time all-conference lineman at Channel Island (Calif.) HS...named to all-area team by the *Los Angeles Times*...Blaine Saipaia...born Aug. 25, 1978 in San Diego, Calif.

71 Richard Seals, Defensive Tackle, Utah...6-3, 305 signed by the Saints, 2/9/01...started at defensive tackle for NFL Europe's Rhein Fire in spring of 2001...originally drafted by the New York Jets in 2000 with their seventh round selection (218th overall) and spent training camp with the Jets...signed to practice squad of Jacksonville Jaguars, 11/15/00...waived from practice squad, 11/28/00...played from 1996-99 at the University of Utah...played in 33 games, starting 11 and finished his career with 78 tackles (40 solo) and 14.0 sacks...originally came to Utah as a tight end before making the changeover to the defensive line...had his best year as a senior, finishing with 36 tackles (15 solo) and nine sacks which was second on the team...played in 11 games, starting six...played in nine games as a junior, finishing with 17 tackles (10 solo) and 2.5 sacks...played in one game in 1997 before enduring a season-ending ankle injury...had ankle surgery on 10/22/97...after making switch to defensive tackle as a redshirt freshman in 1996, played in 12 games, starting six...finished the season with 25 tackles (15 solo) and two sacks (-13 yards)...was redshirted as a freshman in 1995...majored in sociology...second team All-America and all-state at James Madison (Houston, Texas) HS...named team MVP and best offensive lineman...all-district, all-city and all-region tight end...once scored on a 75-yard TD reception...also competed in track and field...his event was the high jump and his career high was 6'4"...father played football at Prairie View A&M...Richard Anthony Seals...born March 18, 1976 in Houston, Texas.

75 Bobby Setzer, Defensive End, Boise State...6-4, 280 signed to the Saints practice squad, 8/29/00, where he spent the entire season...waived by the Saints 8/27/00...was originally signed by the Saints 3/23/00...was with the New York Giants at the start of the 1999 offseason...played college football at Boise State from 1997-98, recording 90 tackles (59 solo), and 11.5 sacks...had a standout senior season with 63 tackles (48 solo) and a team-leading 8.5 sacks...majored in communications...transferred to Boise State from Walla Walla CC...he was a team captain and received all-region honors as a sophomore in 1996...was an all-conference player at South Salem (Kelso, Wash.) HS...led the team in tackles from the linebacker position as a senior...also competed in track and

ROOKIE & FIRST-YEAR PLAYERS



field, throwing the javelin...Robert Kelley Setzer, Jr...born June 16, 1976 in Walnut Creek, Calif.

17 Phil Stambaugh, Quarterback, Lehigh...6-3, 218 signed by the Saints, 2/9/01...played for the Rhein Fire of NFL Europe in the spring of 2001...originally signed by the Buffalo Bills as a rookie free agent, 4/22/00...released by the Bills, 8/22/00...was a three-year All-Patriot League performer while at Lehigh...was a finalist for the Walter Payton Award following the 1999 season, which is given to the top player at the NCAA Division I-AA level...holds the school record in virtually every passing category including completions (818), attempts (1,284), completions percentage (63.7), yards (9,669) and touchdowns (78)...his QB rating of 157.7 in 1999 ranked fourth in I-AA...completed 236-of-347 attempts (68.0%) for 2,995 yards and 26 TDs his senior season...earned All-Conference honors as a junior and was named the offensive player of the year in the Patriot League...led Lehigh to the second round of the I-AA playoffs as a junior...a second-team all-conference choice in 1997 as a sophomore...started the final four games of his freshman season in 1996...also lettered in baseball from 1996-98...majored in history...named the 1995 Mid-Penn Conference Offensive Player of the Year at Pius X (Roseto, Pa.) HS...also lettered in wrestling and baseball as a prep player...Phillip Michael Stambaugh...born Aug. 10, 1978 in Roseto, Pa.

3 Kris Stockton, Kicker, Texas...5-9, 200 signed by the Saints, 4/26/01...was a four-year letterman at Texas, redshirting as a sophomore in 1997...is third on Texas' all-time scoring list with 308 points, second among kickers...is tied for second on the school's all-time field goal list with 58...has produced three of the top nine scoring seasons in Longhorn history...had the second most accurate season on field goals in school history as senior, going 22-26 (84.6)...for his career went 58-77 (75.3) to earn the mark as the most accurate field goal kicker in school history...also handled kickoffs for the Longhorns all four years and punting duties from 1998-00...majored in biology...tabbed an honorable mention 5A All-State selection as a senior, also earning all-district and all-Greater Houston honors at Taylor (Katy, Texas) HS...Kristopher George Stockton...born Feb. 25, 1978 in Wilmington, Del.

64 Albert Traylor, Guard, Northwestern State...6-2, 305 signed by the Saints 4/26/01...completed the 2000 season despite battling pelvic stress fracture and started all 11 games...was able to play in six games his junior season, after starting 14 games in 1998 when the Demons reached the Division I-AA semifinals...redshirted in 1996...psychology major...second-team all-district as a senior at David Carter (Dallas, Texas) HS...Albert Traylor...born June 4, 1978 in Dallas, Texas.

42 Gerald Vaughn, Safety, Mississippi...6-2, 205 signed by the Saints 2/10/01...was waived by the Saints, 8/28/00...originally signed by the Saints, 4/7/00...recently completed his eighth season in the Canadian Football League and his fourth with the Hamilton Tiger-Cats...was a member of the 1999 Grey Cup Champion Tiger-Cats...also played for the Winnipeg Blue Bombers and the Calgary Stampeders in the CFL...during his eight-year CFL career, he played in 124 games...had 337 tackles and posted 28 interceptions during his career, including a team-best nine in 1999...played in 31 career games with the University of Mississippi...outstanding special teams player with the Rebels...majored in exercise science at Ole Miss...married (Daphanie)...attended Lafayette County (Oxford, Miss.) HS...Gerald Glenn Vaughn...born April 8, 1970 in Oxford, Miss.

39 Trayvon Waller, Cornerback, Illinois...6-0, 172 signed by the Saints, 4/26/01...played two years for Illinois after transferring from El Camino (Calif.) College...totaled 24 tackles and five pass defenses in only four and a half

games in 2000...recorded three tackles for a loss of 14 yards, including a sack for a loss of seven yards in the Illini's 49-13 win over San Diego State...started off the season with an interception in the 35-6 win against Middle Tennessee...blocked a punt and recovered a fumble against Minnesota...missed the final seven games of the season due to a broken ankle suffered against Minnesota...played in all 12 games as a junior in 1999 with two starts...third on the team with two interceptions and had 25 tackles...made key fourth-down interception at Michigan to preserve an Illini lead...named to Gridwire and Bob Griese's 1998 junior college All-American squads...a two-time All-Mission Conference selection at El Camino College...named to *Press-Telegram* Top 10 JUCO list...helped lead El Camino to Strawberry Bowl title in one of America's top football junior college conferences...earned All-Coastal Conference and All-Westside honors as a prep at Pacific Palisades HS, playing in the Valley Classic All-Star game...played cornerback and wide receiver, along with returning punts and kick-offs at Pacific Palisades...helped lead Pacific Palisades to Coast Conference title...cousin Abdul Shaheed played defensive tackle at USC...Trayvon Ray Waller...born May 26, 1979 in Inglewood, Calif.

49 Eddie "Boo" Williams, Tight End, Arkansas...6-4, 235 signed by the Saints 4/26/00...played at Arkansas from 1999-00, after transferring from Coffeyville (Kan.) CC, recording 80 receptions for 1,123 yards (14.0 average.) and 11 TDs...his 11 scores rank sixth on the school's career-record list...started every game at split end in 2000 and led the Razorbacks with 52 receptions for 739 yards and seven TDs...hauled in five passes for a career-high 171 yards with TDs of 54 and 75 yards...caught eight passes for 69 yards against South Carolina...made four catches for 47 yards against Auburn...gained 75 yards with a 10-yard TD on seven catches against Mississippi...had seven catches for 60 yards against LSU...closed out his career with a 25-yard TD and seven catches for 97 yards in Las Vegas Bowl against UNLV...appeared in eight games as a junior, finishing third on the team with 28 receptions for 384 yards (13.7 average.) and four TDs...caught five passes for 65 yards against Mississippi...gained 62 yards on four catches against LSU...sociology major at Arkansas...was a two-time All-American split end at Coffeyville, catching 83 passes for 1687 yards and 21 TDs...was originally enrolled at Florida State, but transferred to Coffeyville...lettered twice in football at Lincoln (Tallahassee, Fla.) HS...caught 35 passes for 700 yards and 15 TDs as a senior...as a free safety, he intercepted six passes and returned four for TDs...during his junior season, he made 49 catches for 1,012 yards and 12 TDs...MVP of his basketball team three consecutive seasons...cousin Tamarick Vanover was a standout receiver at Florida State before playing in the NFL with Kansas City...Eddie Lee Williams...born June 22, 1979 in Tallahassee, Fla.

13 Richard Williams, Wide Receiver, Arizona State...5-11, 180 signed by the Saints 4/26/01...had 81 receptions for 1,352 yards with 12 TDs in two years at Arizona State after transferring from Mesa (Ariz.) CC...started all 12 games in 2000 at wide receiver and finished second on the team in receptions (44) and first in receiving yards (744) and touchdown receptions (7)...also returned kicks for the Sun Devils in 2000, averaging 20.9 yards per return (24 returns, 501 yards, long of 47 yards)...finished sixth in the Pac-10 in all-purpose yards in 2000 with an average of 104.2 yards per game...started 11 of ASU's 12 games in 1999 and was the Sun Devils' leading wide receiver with 37 receptions for 608 yards...selected as a Junior College All-American at Mesa in 1998, grabbing 41 passes for 809 yards and eight touchdowns...a 1996 graduate of Hialeah-Miami Lakes (Fla.) HS...a standout track and field athlete, Williams did not play football until his senior year...Richard Augustus Williams...born April 16, 1977 in Kingston, Jamaica.



HOW THE SAINTS ARE BUILT

Year	Draft (22)	Waivers (2)	Trade (3)	Free Agents (64)
1993	T William Roaf (1a)			
1994	DE Joe Johnson (1)			
1996	C/G Tom Ackerman (5b)			C Jerry Fontenot (UFA-Chi)
1997	G Chris Naeole (1)	DT La'Roi Glover (Oak)		S Sammy Knight LB Keith Mitchell T Daryl Terrell
1998	TE Cameron Cleeland (2) T Kyle Turley (1) CB Fred Weary (4a)			LB Phil Clarke QB Jake Delhomme DE Willie Whitehead G/C Wally Williams (UFA-Bal)
1999	RB Ricky Williams (1)			QB Jeff Blake (UFA-Cin) LB Charlie Clemons (RFA-Stl) DE Marques Douglas S Steve Gleason P Toby Gowin (RFA-Dal) DT Norman Hand (UFA-SD) WR Joe Horn (UFA-KC) CB Steve Israel (UFA-NE) WR Willie Jackson (UFA-Cin) WR Michael Lewis RB Fred McAfee (UFA-TB) S Chris Oldham (UFA-Pit) T Marcus Price G Blaine Saipaia DE Bobby Setzer LB Darrin Smith TE Dave Stachelski CB Fred Thomas (UFA-Sea) WR Robert Wilson
2000	CB Michael Hawthorne (6b) FB Kevin Houser (7) DE Darren Howard (2) RB Chad Morton (5c) T Tutan Reyes (5a) FB Terrelle Smith (4) TE Austin Wheatley (5b)	DT Martin Chase (Bal) QB Aaron Brooks (GB) TE Lamont Hall (GB) CB Kevin Mathis (Dal)		RB Robert Arnaud S Ron Atkins S Jay Bellamy (UFA-Sea) CB Tim Carter WR Anthony Collins WR Albert Connell (UFA-Was) T Kurth Connell WR Derek Dorris FB James Fenderson DE Larry Fitzpatrick C Jeff Garner FB Joey Goodspeed WR Daniel Guy K Jeff Hall FB Derrick Harris CB Jahi Henley K Jon Hilbert LB Jonathan Jackson LB Keith Kelsey P Bill Lafleur CB Milo Lewis DE Jermaine Miles TE Johnny Mitchell FB Jason Nevadomsky S Richard Newsome G Nick O'Brien LB Bryan Ray WR Jimmy Robinson DT Richard Seals QB Phil Stambaugh K Kris Stockton LB Brandon Tolbert G Albert Traylor S Gerald Vaughn CB Trayvon Walter TE Eddie "Boo" Williams WR Richard Williams
2001	DT Ennis Davis (7) LB Sedrick Hodge (3a) RB Deuce McAllister (1) FB Moran Norris (4) WR Onome Ojo (5) DT Kenny Smith (3b) T Mitch White (6)			

2001 SAINTS ROSTERS



2001 ALPHABETICAL ROSTER

No.	Name	Pos.	Ht.	Wt.	NFL Exp.	How Acq.	Birthdate	College
69	Ackerman, Tom	C/G	6-3	296	6	D5b-96	9/6/72	Eastern Washington
43	Arnaud, Robert	RB	5-11	210	1	FA-01	10/3/76	Georgia
38	Atkins, Ron	S	5-11	206	R	FA-01	6/19/79	James Madison
20	Bellamy, Jay	S	5-11	200	8	UFA-01 (Sea)	7/8/72	Rutgers
18	Blake, Jeff	QB	6-0	210	10	UFA-00 (Cin)	12/4/70	East Carolina
2	Brooks, Aaron	QB	6-4	205	3	TR-00 (GB)	3/24/76	Virginia
41	Carter, Tim	CB	6-0	183	R	FA-01	7/15/78	Tulane
92	Chase, Martin	DT	6-2	310	4	WAI-00 (Bal)	12/19/74	Oklahoma
51	Clarke, Phil	LB	6-0	241	3	FA-99	1/19/77	Pittsburgh
85	Cleeland, Cameron	TE	6-4	272	4	D2-98	8/15/75	Washington
56	Clemons, Charlie	LB	6-2	250	5	RFA-00 (StL)	7/4/72	Georgia
15	Collins, Anthony	WR	6-1	208	R	FA-01	9/3/78	Morgan State
83	Connell, Albert	WR	6-0	184	5	UFA-01 (Was)	5/13/74	Texas A&M
74	Connell, Kurth	T	6-5	300	R	FA-01	12/11/76	Washington
91	Davis, Ennis	DT	6-4	308	R	D7-01	12/2/77	Southern California
12	Delhomme, Jake	QB	6-2	205	3	FA-99	1/10/75	Louisiana-Lafayette
14	Dorris, Derek	WR	6-2	206	R	FA-01	12/1/78	Texas Tech
95	Douglas, Marques	DE	6-2	270	2	WAI-00 (Bal)	3/5/77	Howard
48	Fenderson, James	FB	5-9	200	R	FA-01	10/24/76	Hawaii
73	Fitzpatrick, Larry	DE	6-4	275	1	FA-01	8/17/76	Illinois State
62	Fontenot, Jerry	C	6-3	300	13	UFA-97 (Chi)	11/21/66	Texas A&M
60	Garner, Jeff	C	6-4	307	R	FA-01	2/8/78	TCU
37	Gleason, Steve	S	5-11	215	1	FA-00	3/19/77	Washington State
97	Glover, La'Roi	DT	6-2	285	6	WAI-97 (Oak)	7/4/74	San Diego State
45	Goodspeed, Joey	FB	6-1	242	1	FA-01	2/22/78	Notre Dame
4	Gowin, Toby	P	5-10	167	5	RFA-00 (Dal)	3/30/75	North Texas
10	Guy, Daniel	WR	6-2	211	R	FA-01	12/11/77	Jackson State
9	Hall, Jeff	K	6-0	190	1	FA-01	7/30/76	Tennessee
81	Hall, Lamont	TE	6-4	260	3	TR-00 (GB)	11/16/74	Clemson
99	Hand, Norman	DT	6-3	310	7	UFA-00 (SD)	9/4/72	Mississippi
32	Harris, Derrick	FB	6-0	252	4	FA-01	9/18/72	Miami (Fla.)
36	Hawthorne, Michael	CB	6-3	196	2	D6b-00	1/26/77	Purdue
27	Henley, Jahi	CB	5-9	192	R	FA-01	12/15/78	Tennessee Tech
5	Hilbert, Jon	K	6-2	220	1	FA-01	7/15/75	Louisville
52	Hodge, Sedrick	LB	6-4	244	R	D3a-01	9/13/78	North Carolina
87	Horn, Joe	WR	6-1	206	6	UFA-00 (KC)	1/16/72	Itawamba (Miss.) J.C.
47	Houser, Kevin	FB	6-2	250	2	D7-00	8/23/77	Ohio State
93	Howard, Darren	DE	6-3	281	2	D2-00	11/19/76	Kansas State
21	Israel, Steve	CB	5-11	197	10	UFA-00 (NE)	3/16/69	Pittsburgh
66	Jackson, Jonathan	LB	6-2	248	1	FA-01	9/2/77	Oregon State
88	Jackson, Willie	WR	6-1	212	8	UFA-00 (Cin)	8/16/71	Florida
94	Johnson, Joe	DE	6-4	270	8	D1-94	7/11/72	Louisville
58	Kelsey, Keith	LB	6-2	260	1	FA-01	7/10/76	Florida
29	Knight, Sammy	S	6-0	205	5	FA-97	9/10/75	Southern California
6	Lafleur, Bill	P	6-0	205	1	FA-01	2/25/76	Nebraska
19	Lewis, Michael	WR	5-8	165	1	FA-00	11/14/71	None
40	Lewis, Milo	CB	5-11	183	R	FA-01	12/3/77	Alabama
23	Mathis, Kevin	CB	5-9	185	5	TR-00 (Dal)	4/29/74	Texas A&M-Commerce
25	McAfee, Fred	RB	5-10	193	10	UFA-00 (TB)	6/20/68	Mississippi College
26	McAllister, Deuce	RB	6-1	221	R	D1-01	12/27/78	Mississippi
96	Miles, Jermaine	DE	6-4	270	1	FA-01	8/16/74	Georgia Tech
82	Mitchell, Johnny	TE	6-3	241	5	FA-01	1/20/71	Nebraska
59	Mitchell, Keith	LB	6-2	245	5	FA-97	7/24/74	Texas A&M
30	Morton, Chad	RB	5-8	186	2	D5c-00	4/4/77	Southern California
65	Naeole, Chris	G	6-3	313	5	D1-97	12/25/74	Colorado
46	Nevadomsky, Jason	FB	6-2	240	1	FA-01	11/8/75	UCLA
31	Newsome, Richard	S	5-11	202	R	FA-01	12/6/77	Michigan State
33	Norris, Moran	FB	6-1	250	R	D4-01	6/16/78	Kansas
67	O'Brien, Nick	G	6-1	330	1	FA-01	11/19/72	Texas A&M-Kingsville




2001 SAINTS ROSTERS

No.	Name	Pos.	Ht.	Wt.	NFL Exp.	How Acq.	Birthdate	College
86	Ojo, Onome	WR	6-4	205	R	D5-01	6/3/77	Cal-Davis
28	Oldham, Chris	S	5-9	200	11	UFA-00 (Pit)	10/26/68	Oregon
70	Price, Marcus	T	6-6	321	4	FA-00	3/3/72	LSU
72	Ray, Bryan	LB	6-3	272	R	FA-01	3/9/78	Wake Forest
76	Reyes, Tutan	T	6-3	299	2	D5a-00	10/28/77	Mississippi
77	Roaf, William	T	6-5	312	9	D1a-93	4/18/70	Louisiana Tech
11	Robinson, Jimmy	WR	6-1	201	R	FA-01	10/22/76	Kentucky
61	Saipaia, Blaine	G	6-2	310	1	FA-00	8/25/78	Colorado State
71	Seals, Richard	DT	6-3	305	1	FA-01	3/18/76	Utah
75	Setzer, Bobby	DE	6-4	280	1	FA-00	6/16/76	Boise State
54	Smith, Darrin	LB	6-1	230	9	FA-00	4/15/70	Miami (Fla.)
90	Smith, Kenny	DT	6-4	295	R	D3b-01	9/8/77	Alabama
44	Smith, Terrelle	FB	6-0	246	2	D4-00	3/12/78	Arizona State
89	Stachelski, Dave	TE	6-3	245	2	FA-00	3/1/77	Boise State
17	Stambaugh, Phil	QB	6-3	218	1	FA-01	8/10/78	Lehigh
3	Stockton, Kris	K	5-9	200	R	FA-01	2/25/78	Texas
78	Terrell, Daryl	T	6-5	296	3	FA-98	1/25/75	Southern Miss
22	Thomas, Fred	CB	5-9	184	6	UFA-00 (Sea)	9/11/73	Tennessee-Martin
50	Tolbert, Brandon	LB	6-3	230	3	FA-01	4/6/75	Georgia
64	Traylor, Albert	G	6-2	305	R	FA-01	6/4/78	Northwestern State
68	Turley, Kyle	T	6-5	300	4	D1-98	9/24/75	San Diego State
42	Vaughn, Gerald	S	6-2	205	1	FA-01	4/8/70	Mississippi
39	Waller, Trayvon	CB	6-0	172	R	FA-01	5/26/79	Illinois
24	Weary, Fred	CB	5-10	181	4	D4a-98	4/12/74	Florida
84	Wheatley, Austin	TE	6-3	254	2	D5b-00	11/16/77	Iowa
79	White, Mitch	T	6-4	311	R	D6-01	3/25/78	Oregon State
98	Whitehead, Willie	DE	6-3	285	3	FA-99	1/26/73	Auburn
49	Williams, Eddie "Boo"	TE	6-4	235	R	FA-01	6/22/79	Arkansas
13	Williams, Richard	WR	5-11	180	R	FA-01	4/16/77	Arizona State
34	Williams, Ricky	RB	5-10	236	3	D1-99	5/21/77	Texas
63	Williams, Wally	G/C	6-2	321	9	UFA-99 (Bal)	2/20/71	Florida A&M
80	Wilson, Robert	WR	5-11	176	3	FA-00	6/23/74	Florida A&M

2001 NUMERICAL ROSTER

2	Brooks, Aaron	QB	37	Gleason, Steve	S	71	Seals, Richard	DT
3	Stockton, Kris	K	38	Atkins, Ron	S	72	Ray, Bryan	LB
4	Gowin, Toby	P	39	Waller, Trayvon	CB	73	Fitzpatrick, Larry	DE
5	Hilbert, Jon	K	40	Lewis, Milo	CB	74	Connell, Kurth	T
6	Lafleur, Bill	P	41	Carter, Tim	CB	75	Setzer, Bobby	DE
9	Hall, Jeff	K	42	Vaughn, Gerald	S	76	Reyes, Tutan	T
10	Guy, Daniel	WR	43	Arnaud, Robert	RB	77	Roaf, William	T
11	Robinson, Jimmy	WR	44	Smith, Terrelle	FB	78	Terrell, Daryl	T
12	Delhomme, Jake	QB	45	Goodspeed, Joey	FB	79	White, Mitch	T
13	Williams, Richard	WR	46	Nevadomsky, Jason	FB	80	Wilson, Robert	WR
14	Dorris, Derek	WR	47	Houser, Kevin	FB	81	Hall, Lamont	TE
15	Collins, Anthony	WR	48	Fenderson, James	FB	82	Mitchell, Johnny	TE
17	Stambaugh, Phil	QB	49	Williams, Eddie "Boo"	TE	83	Connell, Albert	WR
18	Blake, Jeff	QB	50	Tolbert, Brandon	LB	84	Wheatley, Austin	TE
19	Lewis, Michael	WR	51	Clarke, Phil	LB	85	Cleeland, Cameron	TE
20	Bellamy, Jay	S	52	Hodge, Sedrick	LB	86	Ojo, Onome	WR
21	Israel, Steve	CB	54	Smith, Darrin	LB	87	Horn, Joe	WR
22	Thomas, Fred	CB	56	Clemons, Charlie	LB	88	Jackson, Willie	WR
23	Mathis, Kevin	CB	58	Kelsey, Keith	LB	89	Stachelski, Dave	TE
24	Weary, Fred	CB	59	Mitchell, Keith	LB	90	Smith, Kenny	DT
25	McAfee, Fred	RB	60	Garner, Jeff	C	91	Davis, Ennis	DT
26	McAllister, Deuce	RB	61	Saipaia, Blaine	G	92	Chase, Martin	DT
27	Henley, Jahi	CB	62	Fontenot, Jerry	C	93	Howard, Darren	DE
28	Oldham, Chris	S	63	Williams, Wally	G/C	94	Johnson, Joe	DE
29	Knight, Sammy	S	64	Traylor, Albert	G	95	Douglas, Marques	DE
30	Morton, Chad	RB	65	Naeole, Chris	G	96	Miles, Jermaine	DE
31	Newsome, Richard	S	66	Jackson, Jonathan	LB	97	Glover, La'Roi	DT
32	Harris, Derrick	FB	67	O'Brien, Nick	G	98	Whitehead, Willie	DE
33	Norris, Moran	FB	68	Turley, Kyle	T	99	Hand, Norman	DT
34	Williams, Ricky	RB	69	Ackerman, Tom	C/G			
36	Hawthorne, Michael	CB	70	Price, Marcus	T			



2000 IN REVIEW

Saints DT La'Roi Glover had 17 sacks in 2000, which led the NFL & tied a club record. Glover was selected NFC Defensive Player of the Week 3 times in 2000.





2000 NFL SEASON IN REVIEW

2000 NFL REGULAR SEASON STANDINGS

National Football Conference Final Standings

Western Division

	W	L	T	Pct.	Pts.	OP
New Orleans	10	6	0	.625	354	305
St. Louis	10	6	0	.625	540	471
Carolina	7	9	0	.438	310	310
San Francisco	6	10	0	.375	388	422
Atlanta	4	12	0	.250	252	413

Central Division

	W	L	T	Pct.	Pts.	OP
Minnesota	11	5	0	.688	397	371
Tampa Bay	10	6	0	.625	388	269
Green Bay	9	7	0	.563	353	323
Detroit	9	7	0	.563	307	307
Chicago	5	11	0	.313	216	355

Eastern Division

	W	L	T	Pct.	Pts.	OP
N.Y. Giants	12	4	0	.750	328	246
Philadelphia	11	5	0	.688	351	245
Washington	8	8	0	.500	281	269
Dallas	5	11	0	.313	294	361
Arizona	3	13	0	.188	210	443

American Football Conference Final Standings

Western Division

	W	L	T	Pct.	Pts.	OP
Oakland	12	4	0	.750	479	299
Denver	11	5	0	.688	485	369
Kansas City	7	9	0	.438	355	354
Seattle	6	10	0	.375	320	405
San Diego	1	15	0	.063	269	440

Central Division

	W	L	T	Pct.	Pts.	OP
Tennessee	13	3	0	.813	346	191
Baltimore	12	4	0	.750	333	165
Pittsburgh	9	7	0	.563	321	255
Jacksonville	7	9	0	.438	367	327
Cincinnati	4	12	0	.250	185	359
Cleveland	3	13	0	.188	161	419

Eastern Division

	W	L	T	Pct.	Pts.	OP
Miami	11	5	0	.688	323	226
Indianapolis	10	6	0	.625	429	326
N.Y. Jets	9	7	0	.563	321	321
Buffalo	8	8	0	.500	315	350
New England	5	11	0	.313	276	338

2000 NFL POSTSEASON RESULTS

Wild Card Weekend

Saturday, December 30

NFC St. Louis 28 at New Orleans 31
AFC: Indianapolis 17 at Miami 23 (ot)

Sunday, December 31

NFC: Tampa Bay 3 at Philadelphia 21
AFC: Denver 3 at Baltimore 21

Divisional Playoffs

Saturday, January 6

NFC: New Orleans 16 at Minnesota 34
AFC: Miami 0 at Oakland 27

Sunday, January 7

AFC: Baltimore 24 at Tennessee 10
NFC: Philadelphia 10 at N.Y. Giants 20

Conference Championships

Sunday, January 14

NFC: Minnesota 0 at N.Y. Giants 41
AFC: Baltimore 16 at Oakland 3

Super Bowl XXXV; Tampa, Fla. Raymond James Stadium

Sunday, January 28

Baltimore 34 vs. New York Giants 7

AFC-NFC Pro Bowl; Honolulu, Hawaii

Sunday, February 4

AFC 38 vs. NFC 17

2000 HONORS



QB Jeff Blake: Week 10 NFC Offensive Player of the Week

QB Aaron Brooks: All-Madden

LB Mark Fields: NFC Pro Bowl Squad (reserve)

DT La'Roi Glover: NFC Pro Bowl Squad (starter), Week 6, 7 & 13 NFC Defensive Player of the Week, October NFC Defensive Player of the Month, Saints Defensive Player of the Year (teammates), Defensive Lineman of the Year (NFL Alumni), NFC Defensive Player of the Year (Committee of 101 - Kansas City), All-Pro (Associated Press), All-Pro (USA Today), All-Pro (Sports Illustrated), All-Pro (The Sporting News), All-NFL (Pro Football Weekly/Pro Football Writers Association), All-Pro (College & Pro Football Newsweekly), All-Pro (Football Digest), All-NFC (Pro Football Weekly/Pro Football Writers Association), All-NFC (Football News), All-Madden

Head Coach Jim Haslett: Coach of the Year (Associated Press), Coach of the Year (Pro Football Weekly/Pro Football Writers Association), Coach of the Year (Sports Illustrated), Coach of the Year (Football News), Coach of the Year (College & Pro Football Newsweekly), Coach of the Year (NFL Alumni), Coach of the Year (The Sports Network), Rookie Coach of the Year (Football Digest), NFC Coach of the Year (USA Today), NFC Coach of the Year (Committee of 101 - Kansas City)

DT Norman Hand: 2nd Team All-Pro (Football Digest)

WR Joe Horn: NFC Pro Bowl Squad (reserve), Saints Offensive Player of the Year (teammates), All-Madden

DE Darren Howard: September & December NFL Defensive Rookie of the Month, All-Rookie (Pro Football Weekly/Pro Football Writers Association), All-Rookie (Football News), Top 16 Rookies (Football Digest)

DE Joe Johnson: NFC Pro Bowl Squad (starter), NFL Comeback Player of the Year (Associated Press), Comeback Player of the Year (Pro Football Weekly/Pro Football Writers Association), 2nd Team All-Pro (College & Pro Football Newsweekly), 2nd Team All-Pro (Football Digest), All-NFC (Pro Football Weekly/Pro Football Writers Association), All-NFC (Football News), All-Madden

Offensive Coordinator Mike McCarthy: NFC Assistant Coach of the Year (USA Today)

LB Keith Mitchell: NFC Pro Bowl Squad (backup), Week 9 & 11 NFC Defensive Player of the Week, All-Pro (Sports Illustrated), All-NFC (Pro Football Weekly/Pro Football Writers Association)

GM of Football Operations Randy Mueller: Executive of the Year (Sporting News), Executive of the Year (Pro Football Weekly/Pro Football Writers Association), Executive of the Year (The Sports Network), Executive of the Year (Football Digest)

T William Roaf: NFC Pro Bowl Squad (starter), All-Pro (USA Today), All-Pro (Sports Illustrated), All-NFL (Pro Football Weekly/Pro Football Writers Association), All-Pro (Football Digest), 2nd Team All-Pro (Associated Press), 2nd Team All-Pro (College & Pro Football Newsweekly), All-NFC (Pro Football Weekly/Pro Football Writers Association), All-Madden

T Kyle Turley: All-Pro (Associated Press), 2nd Team All-Pro (College & Pro Football Newsweekly), 2nd Team All-Pro (Football Digest), All-NFC (Football News)

WR Robert Wilson: Saints Special Teams Player of the Year (teammates)



2000 FINAL STATISTICS

Record: 10-6, Finish: 1st-NFC West

Date	W/L	Score	Opponent	Attendance	SACKS: L. Glover 17.0, Johnson 12.0, D. Howard 11.0, Mitchell 6.5, Whitehead 5.5, Hand 3.0, Fields 2.0, Knight 2.0, Oldham 2.0, D. Smith 2.0, Weary 2.0, Clarke 1.0, Saints 66.0, Opp. 39.0
9/3	L	10-14	Detroit	64,900	
9/10	W	28-27	at San Diego	51,300	
9/17	L	10-20	at Seattle	59,513	
9/24	L	7-21	Philadelphia	64,900	
10/8	W	31-10	at Chicago	66,944	
10/15	W	24-6	Carolina	50,015	
10/22	W	21-19	at Atlanta	56,508	
10/29	W	21-10	at Arizona	35,016	
11/5	W	31-15	San Francisco	64,900	
11/12	W	20-10	at Carolina	72,981	
11/19	L	22-31	Oakland	64,900	
11/26	W	31-24	at St. Louis	66,064	
12/3	L	23-38	Denver	64,900	
12/10	W	31-27	at San Francisco	67,892	
12/17	W	23-7	Atlanta	64,900	
12/24	L	21-26	St. Louis	64,900	

TEAM STATISTICS	N.O.	OPP.	Saints	Opponents
TOTAL FIRST DOWNS	312	279	395	1672
Rushing	117	95	169	159
Passing	169	159	26	25
Penalty	26	25	97/227	80/204
3rd Down: Made/Att	42.7	39.2	4/14	4/14
3rd Down Pct.	10/17	28.6	10/17	28.6
4th Down: Made/Att	58.8	28.6	31/27	28/33
4th Down Pct.	53.97	47.43	53.97	47.43
POSSESSION AVG.	337.3	296.4	337.3	296.4
TOTAL NET YARDS	1041	949	1041	949
Avg. Per Game	5.2	5.0	5.2	5.0
Total Plays	2068	1672	2068	1672
Avg. Per Play	129.3	104.5	129.3	104.5
NET YARDS RUSHING	505	395	505	395
Avg. Per Game	3329	3071	3329	3071
Total Rushes	208.1	191.9	208.1	191.9
NET YARDS PASSING	39/244	66/378	39/244	66/378
Avg. Per Game	3573	3449	3573	3449
Sacked/Yards Lost	497/298	488/285	497/298	488/285
Gross Yards	60.0	58.4	60.0	58.4
Att./Completions	15	20	15	20
Completion Pct.	74/41.1	74/40.9	74/41.1	74/40.9
Had Intercepted	74/32.3	74/35.7	74/32.3	74/35.7
PUNTS/AVERAGE	124/1024	105/837	124/1024	105/837
NET PUNTING AVG.	26/11	24/15	26/11	24/15
PENALTIES/YARDS	41	36	41	36
FUMBLES/BALL LOST	14	14	14	14
TOUCHDOWNS	22	17	22	17
Rushing	5	5	5	5
Passing				
Returns				

Score by Periods	1	2	3	4	OT	TOT
Saints	66	111	67	110	0	354
Opponents	58	111	51	85	0	305

SCORING	TD	Ru	Pa	Rt	PAT	FG	S	TP
Brien	0	0	0	0	37/37	23/29	0	106
R. Williams	9	8	1	0			0	54
Horn	8	0	8	0			0	48
Jackson	6	0	6	0			0	36
A. Glover	4	0	4	0			0	24
Allen	2	2	0	0			0	14
Brooks	2	2	0	0			0	12
Knight	2	0	0	2			0	12
Mitchell	2	0	0	2			0	12
Blake	1	1	0	0			0	6
Hall	1	0	1	0			0	6
Milne	1	0	1	0			0	6
Moore	1	1	0	0			0	6
Poole	1	0	1	0			0	6
D. Smith	1	0	0	1			0	6
Saints	41	14	22	5	37/37	23/29	0	354
Opponents	36	14	17	5	31/31	18/24	0	305
2-Pt. Conv.:	Allen, Saints 1-4, Opp. 2-5							

PASSING	Att	Cmp	Yds	Cmp%	Yds/Att	TD	TD%	Int	Int%	Long	Sk/Yds	Rating
Blake	302	184	2025	60.9	6.71	13	4.3	9	3.0	49t	24/150	82.7
Brooks	194	113	1514	58.2	7.80	9	4.6	6	3.1	53t	15/94	85.7
R. Williams	1	1	34	100.0	34.00	0	0.0	0	0.0	34	0/0	118.8
Saints	497	298	3573	60.0	7.19	22	4.4	15	3.0	53t	39/244	84.2
Opponents	488	285	3449	58.4	7.07	17	3.5	20	4.1	69t	66/378	74.7

2000 FINAL DEFENSIVE STATS



Name, Position	Regular Defensive Plays										Special Teams				
	TKL	AST	TOT	SK/YD	INT	PD	FF	FR	BP		TKL	AST	FF	FR	BL RBL
Sammy Knight, S	75	41	116	2/8	5	9	1		5		2	1			34
Darrin Smith, LB	73	40	113	2/13	2	21			7		1	2	1		21
Mark Fields, LB	68	35	103	2/11		1			2			2			57
Darren Perry, S	60	37	97		3	8			1		6	1			
Keith Mitchell, LB	58	36	94	6.5/37.5	1	5		4	7			1			11
Kevin Mathis, CB	65	22	87		1	9	2		1		8	2			3
Fred Weary, CB	48	18	66	2/11	2	14	1				1				16
Joe Johnson, DE	46	20	66	12/52			6	2	4						
La'Roi Glover, DT	44	21	65	17/112			2	1	7						
Norman Hand, DT	43	22	65	3/21		1	1		3						
Darren Howard, DE	32	21	53	11/62	1	9	2	2	2						
Alex Molden, CB	26	14	40		3	10			1						6
Phil Clarke, LB	21	9	30	1/7				1	1		5	4			5
Willie Whitehead, DE	15	14	29	5.5/32.5			1								1
Chris Oldham, S	16	4	20	2/11	2	3		1	4		7	1		1	24
Fred Thomas, CB	16	3	19			2			1		8	3	2		36
Michael Hawthorne, CB	8	3	11			2					5	5		1	31
Rob Kelly, S	4	1	5								12	3			51
Martin Chase, DT	3	1	4												
Dontá Jones, LB	2	2	2								7	5			39
Jared Tomich, DT	1	1	1								1				16
Tom Ackerman, C/G			0												23
Terry Allen, RB			0												12
Chris Canty, CB			0								1				
Todd Franz, S			0								1	2			8
Steve Gleason, S			0								4				13
Andrew Glover, TE			0												2
Toby Gowin, P			0								10	1			
Lamont Hall, TE			0												32
Corey Harris, CB			0								1				12
Kevin Houser, LS			0								2	1			
Willie Jackson, WR			0												4
Fred McAfee, RB			0								9	2	1	1	38
Brian Milne, FB			0								4	3			69
Jerald Moore, RB			0								3	2			39
Chad Morton, RB			0											1	
Marcus Price, T			0												15
Terrelle Smith, FB			0												13
Dave Stachelski, TE			0										1		4
Daryl Terrell, T			0												22
Corey Terry, LB			0								4	1			25
Phillip Ward, LB			0									3			2
Austin Wheatley, TE			0												22
Robert Wilson, WR			0								14	5	1		66
Totals	721	365	1086	66/378	20	94	16	11	46		116	50	5	5	0 772

TKL: tackle, AST: assist, TOT: total, INT: interception, PD: pass defense, FF: forced fumble, FR: fumble recovery, BP: big plays (defense), BL: kicks blocked, RBL: return blocks (special teams).

Miscellaneous Statistics: Jeff Blake (1 tackle, 3 fumbles recovered), Aaron Brooks (1 tackle), Jerry Fontenot (1 fumble recovered), Joe Horn (2 tackles, 1 fumble recovered), Jerald Moore (1 tackle), Chris Naeole (1 tackle), Keith Poole (1 fumble recovered), Jake Reed (2 tackles), Kyle Turley (4 fumbles recovered), Ricky Williams (2 tackles, 2 fumbles recovered), Wally Williams (1 tackle, 1 fumble recovered), TOTALS: 11 tackles, 13 fumbles recovered

Opp.	Pts	1st Downs				3rd D	4th D	Total		Rush		Passing				Fum #-Lst	Pen #-Yds	Punts #-Avg	TDs			FG M/Att	TOP
		Tot	R	Pa	Pe			Yds	Plays	Yds	Att	Yds	Net	Att-Cmp	Int				Sacks	Ru	Pa		
DET	10	13	3	8	2	6/17	0/1	252	64	106	25	169	146	34-18-1	5-23	5-2	12-89	7-48.6	0	0	1	1/2	29:11
at SD	28	28	3	19	6	9/15	0/0	323	77	64	31	259	259	46-33-2	0-0	2-1	6-37	3-39.3	0	3	0	3/3	36:06
at SEA	10	13	6	7	0	7/14	0/1	263	52	116	26	159	147	24-14-0	2-12	1-0	4-40	5-40.8	0	1	0	1/1	25:13
PHI	7	17	7	8	2	4/15	0/3	287	68	146	25	163	141	38-18-2	5-22	2-2	5-40	7-38.9	1	0	0	0/0	30:39
at CHI	31	24	14	9	1	5/15	2/2	403	76	186	49	232	217	25-18-1	2-15	0-0	10-149	6-34.7	1	3	0	1/1	38:28
CAR	24	21	13	7	1	8/16	1/1	397	72	215	47	195	182	24-12-0	1-13	4-3	8-59	5-37.2	2	1	0	1/2	35:58
at ATL	21	25	12	13	0	8/13	0/1	402	70	196	38	209	206	31-19-1	1-3	0-0	6-45	3-39.7	3	0	0	0/0	33:52
at ARZ	21	17	8	8	1	6/14	0/0	247	57	89	29	167	158	26-16-1	2-9	0-0	5-55	5-46.8	1	1	1	0/1	26:41
SF	31	25	7	15	3	8/15	2/2	360	69	111	38	288	249	27-21-0	4-39	0-0	10-54	3-46.3	1	3	0	1/1	36:50
at CAR	20	16	7	8	1	4/12	1/1	322	56	157	31	179	165	23-14-1	2-14	4-1	8-99	2-35.0	0	1	1	2/3	28:37
OAK	22	19	6	9	4	3/11	0/0	333	60	133	30	226	200	27-16-1	3-26	1-0	12-93	4-41.3	0	2	0	3/3	27:37
at STL	31	23	10	10	3	10/18	0/1	332	74	147	44	190	185	29-17-2	1-5	0-0	17-116	4-37.8	3	1	0	1/2	39:26
DEN	23	19	1	18	0	5/12	1/1	446	60	21	9	441	425	48-30-2	3-16	2-1	6-45	3-45.7	0	2	0	3/4	24:57
at SF	31	21	12	9	0	6/15	1/1	388	72	216	38	203	172	29-12-0	5-31	1-0	1-5	5-40.6	1	2	0	3/3	32:44
ATL	23	19	7	12	0	5/14	2/2	373	66	92	30	285	281	35-24-0	1-4	1-1	7-50	5-44.2	1	0	1	3/3	34:34
STL	21	12	1	9	2	3/11	0/0	269	48	73	15	208	196	31-16-1	2-12	3-0	7-48	7-39.4	0	2	1	0/0	22:18
Totals	354	312	117	169	26	97/227	10/17	5397	1041	2068	505	3573	3329	497-298-15	39-244	26-11	124-1024	74-41.1	14	22	5	23/29	31:27



2000 GAME-BY-GAME OFFENSE

Opp.	Pts	1st Downs				3rd D	4th D	Total		Rush		Passing				Fum #-Lst	Pen #-Yds	Punts #-Avg	TDs			FG M/Att	TOP
		Tot	R	Pa	Pe			Yds	Plays	Yds	Att	Yds	Net	Att	Cmp				Int	Sacks	Ru		
DET	14	10	4	5	1	4/16	0/1	187	59	98	32	100	89	25-13-1	2-11	2-1	8-74	7-42.4	0	0	1	2/2	30:49
at SD	27	15	6	6	3	1/9	0/2	188	51	72	20	137	116	26-13-2	5-21	1-0	7-85	4-44.3	1	1	1	2/2	23:54
at SEA	20	22	8	13	1	7/13	0/0	295	64	126	31	193	169	29-22-1	4-24	0-0	4-32	3-41.0	1	1	0	2/3	34:47
PHI	21	14	3	11	0	7/15	0/1	268	60	67	25	222	201	32-20-0	3-21	3-2	10-64	7-41.7	0	2	1	0/0	29:21
at CHI	10	13	4	7	2	2/13	0/2	245	57	72	15	202	173	37-18-3	5-29	0-0	5-45	5-38.2	0	0	1	1/2	21:32
CAR	6	8	0	7	1	3/14	0/1	141	51	10	12	172	131	31-15-1	8-41	1-1	7-45	9-33.2	0	0	0	2/2	24:02
at ATL	19	13	3	10	0	1/8	0/0	278	43	75	17	240	203	20-15-0	6-37	0-0	7-48	4-44.0	0	2	0	2/3	26:08
at ARZ	10	24	8	14	2	10/18	1/1	394	77	125	27	289	269	47-26-2	3-20	2-2	4-27	2-46.0	0	1	0	1/3	33:19
SF	15	19	4	12	3	4/11	2/2	346	56	84	20	262	262	36-22-2	0-0	1-0	14-97	3-38.7	1	1	0	0/1	23:10
at CAR	10	21	4	15	2	8/14	1/1	311	67	53	17	295	258	42-24-2	8-37	4-3	3-22	3-41.3	0	1	0	1/1	31:23
OAK	31	19	9	8	2	9/15	0/0	293	62	159	36	168	134	21-14-0	5-34	1-1	5-32	4-54.8	2	2	0	1/1	32:23
at STL	24	21	2	13	6	3/10	0/1	279	57	28	10	289	251	41-20-1	6-38	5-3	14-132	3-35.3	1	2	0	1/1	20:34
DEN	38	24	15	9	0	7/13	0/1	483	66	283	49	201	200	16-11-0	1-1	1-0	4-21	4-36.0	4	1	0	1/1	35:03
at SF	27	21	6	14	1	5/11	0/1	398	61	110	21	305	288	38-25-2	2-17	1-1	2-15	5-43.6	2	2	0	0/0	27:14
ATL	7	9	6	3	0	4/12	0/0	163	46	64	21	126	99	20-9-2	5-27	2-1	5-33	7-40.1	0	0	1	0/0	25:26
STL	26	26	13	12	1	5/12	0/0	474	72	246	42	248	228	27-18-1	3-20	0-0	6-65	4-42.3	2	1	0	2/2	37:42
Totals	305	279	95	159	25	80/204	4/14	4743	949	1672	395	3449	3071	488-285-20	66-378	24-15	105-837	74-40.9	14	17	5	18/24	28:33

2000 GAME-BY-GAME DEFENSE



2000 PARTICIPATION REPORT

[illegible]

LEGEND: X - substitute, DNP - did not play, FINA - Friday inactive, SINA - Sunday inactive, 3QB - 3rd quarterback, IR - injured reserve, RPUP - reserve/physically unable to perform, TRAD - traded prior to contest, TC - terminated contract
Home games in bold

2000 GAME-BY-GAME STARTERS



OFFENSE	WR	LT	LG	C	RG	RT	TE	WR	QB	RB	FB
DET	Reed	Roaf	W. Williams	Fontenot	Naeole	Turley	A. Glover	Horn	Blake	R. Williams	Smith
at SD	Reed	Roaf	W. Williams	Fontenot	Naeole	Turley	A. Glover	Horn	Blake	R. Williams	
at SEA	Reed	Roaf	W. Williams	Fontenot	Naeole	Turley	A. Glover	Horn	Blake	R. Williams	
PHI	Reed	Roaf	W. Williams	Fontenot	Naeole	Turley	A. Glover	Horn	Blake	R. Williams	Smith
at CHI	Reed	Roaf	W. Williams	Fontenot	Naeole	Turley	A. Glover	Horn	Blake	R. Williams	Smith
CAR	Reed	Roaf	W. Williams	Fontenot	Naeole	Turley	A. Glover	Horn	Blake	R. Williams	
at ATL	Poole	Roaf	W. Williams	Fontenot	Naeole	Turley	A. Glover	Horn	Blake	R. Williams	Smith
at ARZ	Poole	Roaf	W. Williams	Fontenot	Naeole	Turley	A. Glover	Horn	Blake	R. Williams	Smith
at SF	Jackson	Roaf	W. Williams	Fontenot	Naeole	Turley	A. Glover	Horn	Blake	R. Williams	
at CAR		Roaf	W. Williams	Fontenot	Naeole	Turley	A. Glover	Horn	Blake	R. Williams	Smith
OAK	Jackson	Roaf	W. Williams	Fontenot	Naeole	Turley	A. Glover	Horn	Blake	Morton	Smith
at STL	Jackson	Roaf	W. Williams	Fontenot	Naeole	Turley	A. Glover	Poole	Blake	Morton	Smith
DEN	Jackson	Roaf	W. Williams	Fontenot	Naeole	Turley	A. Glover	Horn	Brooks	Moore	Smith
at SF	Jackson	Roaf	W. Williams	Fontenot	Naeole	Turley	A. Glover	Horn	Brooks	Morton	Smith
ATL	Jackson	Roaf	W. Williams	Fontenot	Naeole	Turley	Hall	Horn	Brooks	Allen	
STL	Jackson	Roaf	W. Williams	Fontenot	Naeole	Turley	A. Glover	Horn	Brooks	Allen	Millne
DEFENSE											
DET	Howard	Hand	L. Glover	RDE	LOLB	MLB	ROLB	LCB	RQB	SS	FS
at SD	Howard	Hand	L. Glover	Johnson	Mitchell	Harris-CB	Fields	Mathis	Weary	Knight	Perry
at SEA	Howard	Hand	L. Glover	Johnson	Mitchell	Clarke	Fields	Mathis	Weary	Knight	Perry
PHI	Howard	Hand	L. Glover	Johnson	Mitchell	Clarke	Fields	Mathis	Weary	Knight	Perry
at CHI	Howard	Hand	L. Glover	Johnson	Mitchell	Clarke	Fields	Mathis	Weary	Knight	Perry
CAR	Howard	Hand	L. Glover	Johnson	Mitchell	Clarke	Fields	Mathis	Weary	Knight	Perry
at ATL	Howard	Hand	L. Glover	Johnson	Mitchell	Smith	Fields	Mathis	Weary	Knight	Perry
at ARZ	Howard	Hand	L. Glover	Johnson	Mitchell	Smith	Fields	Mathis	Weary	Knight	Perry
at SF	Howard	Hand	L. Glover	Johnson	Mitchell	Smith	Fields	Mathis	Weary	Knight	Perry
at CAR	Howard	Hand	L. Glover	Johnson	Mitchell	Smith	Fields	Mathis	Weary	Knight	Perry
OAK	Howard	Hand	L. Glover	Johnson	Mitchell	Smith	Fields	Mathis	Weary	Knight	Perry
at STL	Howard	Hand	L. Glover	Johnson	Mitchell	Smith	Fields	Mathis	Weary	Knight	Perry
DEN	Howard	Hand	L. Glover	Johnson	Mitchell	Smith	Fields	Mathis	Weary	Knight	Perry
at SF	Howard	Whitehead	L. Glover	Johnson	Mitchell	Smith	Fields	Molden	Mathis	Knight	Perry
ATL	Howard	Hand	L. Glover	Whitehead	Mitchell	Smith	Fields	Molden	Mathis	Knight	Perry
STL	Howard	Hand	L. Glover	Johnson	Mitchell	Smith	Fields	Molden	Mathis	Knight	Perry



2000 TEAM SUPERLATIVES

Saints

High	Category	Low
31 (3x), last at St. Louis (11/26)	POINTS	7 vs. Philadelphia (9/24)
28 at San Diego (9/10)	FIRST DOWNS	12 vs. St. Louis (12/24)
14 at Chicago (10/8)	Rushing	1 (2x), last vs. St. Louis (12/24)
19 at San Diego (9/10)	Passing	7 (2x), last vs. Carolina (10/15)
6 at San Diego (9/10)	Penalty	0 (5x), last vs. Atlanta (12/17)
10 (18 att.) at St. Louis (11/26)	3RD DOWN CONV.	3 (2x), last (11 att.) vs. St. Louis (12/24)
2 (3x), last (2 att.) vs. Atlanta (12/17)	4TH DOWN CONV.	0 (9x), last (0 att.) vs. St. Louis (11/26)
446 vs. Denver (12/3)	TOTAL NET YARDS	247 at Arizona (10/29)
216 at San Francisco (12/10)	NET RUSHING YARDS	21 vs. Denver (12/3)
49 at Chicago (10/8)	Attempts	9 vs. Denver (12/3) - tied team record
441 vs. Denver (12/3) - team record	TOTAL PASSING YARDS	159 at Seattle (9/17)
425 vs. Denver (12/3) - team record	NET PASSING YARDS	141 vs. Philadelphia (9/24)
48 vs. Denver (12/3)	Attempts	23 at Carolina (11/12)
33 at San Diego (9/10) - tied team record	Completions	12 (2x), last at San Francisco (12/10)
2 (4x), last vs. Denver (12/3)	Interceptions	0 (5x), last vs. Atlanta (12/17)
5 (3x), last at San Francisco (12/10)	Times Sacked	0 at San Diego (9/10)
7 (3x), last vs. St. Louis (12/24)	PUNTS	2 at Carolina (11/12)
3 vs. Carolina (10/15)	FUMBLES LOST	0 (9x), last vs. St. Louis (12/24)
17 at St. Louis (11/26) - team record	PENALTIES	1 at San Francisco (12/10)
149 at Chicago (10/8)	PENALTY YARDS	5 at San Francisco (12/10)
4 (3x), last at St. Louis (11/26)	TOUCHDOWNS	1 (3x), last at Philadelphia (9/24)
3 (2x), last at St. Louis (11/26)	Rushing	0 (7x), last vs. St. Louis (12/24)
3 (3x), last vs. San Francisco (11/5)	Passing	0 (4x), last vs. Atlanta (12/17)
1 (5x), last vs. St. Louis (12/24)	Returns	0 (11x), last at San Francisco (12/10)
39:26 at St. Louis (11/26)	TIME OF POSSESSION	22:18 vs. St. Louis (12/24)

Opponents

High	Category	Low
26 vs. St. Louis (12/24)	FIRST DOWNS	8 vs. Carolina (10/15)
15 vs. Denver (12/3)	Rushing	0 vs. Carolina (10/15)
15 at Carolina (11/12)	Passing	3 at Atlanta (12/17)
6 at St. Louis (11/26)	Penalty	0 (4x), last at Atlanta (12/17)
10 (18 att.) at Arizona (10/29)	3RD DOWN CONV.	1 (2x), last (8 att.) at Atlanta (10/22)
2 (2 att.) vs. San Francisco (11/5)	4TH DOWN CONV.	0 (13x), last (0 att.) vs. St. Louis (12/24)
483 at Denver (12/3)	TOTAL NET YARDS	141 vs. Carolina (10/15)
283 at Denver (12/3)	NET RUSHING YARDS	10 vs. Carolina (10/15)
49 vs. Denver (12/3)	Attempts	10 at St. Louis (11/26)
305 at San Francisco (12/10)	TOTAL PASSING YARDS	100 vs. Detroit (9/3)
288 at San Francisco (12/10)	NET PASSING YARDS	89 vs. Detroit (9/3)
47 at Arizona (10/29)	Attempts	16 vs. Denver (12/3)
26 at Arizona (10/29)	Completions	9 vs. Atlanta (12/17)
3 at Chicago (10/8)	Interceptions	0 (4x), last vs. Denver (12/3)
8 (2x), last at Carolina (11/12)	Times Sacked	0 vs. San Francisco (11/5)
9 vs. Carolina (10/15)	PUNTS	2 at Arizona (10/29)
3 (2x), last at St. Louis (11/26)	FUMBLES LOST	0 (7x), last vs. St. Louis (12/24)
14 (2x), last at St. Louis (11/26)	PENALTIES	2 at San Francisco (12/10)
132 at St. Louis (11/26)	PENALTY YARDS	15 at San Francisco (12/10)
5 vs. Denver (12/3)	TOUCHDOWNS	0 vs. Carolina (10/15)
4 vs. Denver (12/3)	Rushing	0 (8x), last vs. Atlanta (12/17)
2 (5x), last at San Francisco (12/10)	Passing	0 (4x), last vs. Atlanta (12/17)
1 (5x), last vs. Atlanta (12/17)	Returns	0 (11x), last vs. St. Louis (12/24)
37:42 vs. St. Louis (12/24)	TIME OF POSSESSION	20:34 at St. Louis (11/26)

2000 INDIVIDUAL SUPERLATIVES



SCORING

Most Points	18, Ricky Williams at Atlanta (10/22)- tied team record
Most TDs	3, Ricky Williams at Atlanta (10/22)- tied team record
Most PATs	4 (3x), Doug Brien at Chicago (10/8), Brien vs. San Francisco (11/5), Brien at St. Louis (12/26)

RUSHING

Most Yards	156, Ricky Williams at Atlanta (10/22)
Most Yards By Quarterback	108, Aaron Brooks at San Francisco (12/10)- team QB record
Most Attempts	38, Ricky Williams vs. Carolina (10/15)
Most TDs	3, Ricky Williams at Atlanta (10/22)- tied team record
Highest Avg Per Attempt (min. 4 att.)	11.3 (4-45 yds.), Jerald Moore vs. St. Louis (12/24)
Longest Scoring Rush	26, Ricky Williams at Atlanta (10/22)
Longest Non-Scoring Rush	40, Fred McAfee vs. Carolina (10/15), Jerald Moore vs. St. Louis (12/24)

PASSING

Most Total Yards	441, Aaron Brooks vs. Denver (12/3)- team record
Most Attempts	48, Aaron Brooks vs. Denver (12/3)
Most Completed	33, Jeff Blake at San Diego (9/10)- tied team record
Most TDs	3 (3x), Jeff Blake at San Diego (9/10), Blake at Chicago (10/8), Blake vs. San Francisco (11/5)
High Comp. Pct. (min. 10 att.)	76.9 (20-of-26), Jeff Blake vs. San Francisco (11/5)
Longest Scoring Pass	53, Aaron Brooks to Willie Jackson vs. Oakland (11/19)
Longest Non-Scoring Pass	52, Aaron Brooks to Joe Horn vs. Atlanta (12/17)
Most Interceptions	2 (4x), Jeff Blake at San Diego (9/10), Blake vs. Philadelphia (9/24), Aaron Brooks at St. Louis (11/26), Brooks vs. Denver (12/3)

RECEIVING

Most Receptions	12, Joe Horn at San Diego (9/10)
Most Yards Gained	180, Joe Horn vs. San Francisco (11/5)
Most TDs	2 (3x), Joe Horn vs. San Diego (9/10), Horn at Chicago (10/8), Willie Jackson vs. Oakland (11/19)

INTERCEPTIONS

Most Interceptions	2, Darren Perry at San Francisco (12/10)
Long Interception Return	46, Darren Howard at Carolina (11/12)
Most Yards on Interceptions	46 (1 int.), Darren Howard at Carolina (11/12)
TDs	1 (4x), Sammy Knight (37 yds.) vs. Detroit (9/3), Keith Mitchell (40 yds.) at Arizona (10/29), Knight (31 yds.) vs. Atlanta (12/17), Darrin Smith (41 yds.) vs. St. Louis (12/24)

KICKOFF RETURNS

Most Return Yards	145, Chad Morton vs. Oakland (11/19)
Most Returns	6, Chad Morton at San Diego (9/10)
Long Return	68, Chad Morton vs. Oakland (11/19)
TDs	none

PUNT RETURNS

Most Return Yards	93, Chad Morton at San Diego (9/10)
Most Returns	6, Chad Morton vs. Detroit (9/3)
Long Return	51, Chad Morton at San Diego (9/10)
TDs	none

PUNTING

Most Punts	7 (3x), Toby Gowin vs. Detroit (9/3), Gowin vs. Philadelphia (9/24), Gowin vs. St. Louis (12/24)
Most Yards	340, Toby Gowin vs. Detroit (9/3)
Highest Gross Average	48.6, Toby Gowin vs. Detroit (9/3)
Long Punt	58, Toby Gowin vs. Detroit (9/3)
Most Punts Inside The 20	4, Toby Gowin vs. Philadelphia (9/24)

FIELD GOALS

Most Made	3 (5x), Doug Brien at San Diego (9/10), Brien vs. Oakland (11/19), Brien vs. Denver (12/3), Brien at San Francisco (12/10), Brien vs. Atlanta (12/17)
Most Attempts	4, Doug Brien vs. Denver (12/3)
Longest FG Made	48, Doug Brien vs. Detroit (9/3)

DEFENSE

Most Combined Tackles	14, Darrin Smith (12 solo, 2 assisted) vs. San Francisco (11/5)
Most Solo Tackles	12, Darrin Smith vs. San Francisco (11/5)
Most Sacks	3 (4x), La'Roi Glover at Chicago (10/8), Glover vs. Carolina (10/15), Joe Johnson at Carolina (11/12), Glover at St. Louis (11/26)
Most Passes Defensed	3 (3x), Fred Weary at Chicago (10/8), Weary vs. Carolina (10/15), Darrin Smith at St. Louis (11/26)



2000 INDIVIDUAL STATISTICS

PASSING

#18 Jeff Blake

Date	Opp.	GP	ST	ATT	CMP	PCT	YDS	LG	TD	INT	SK/YDS	RATING
9/3	DET	*	*	34	18	.529	169	19	0	1	5/23	54.7
9/10	at SD	*	*	46	33	.717	259	18	3	2	0/0	89.0
9/17	at SEA	*	*	24	14	.583	159	49t	1	0	2/12	92.2
9/24	PHI	*	*	38	18	.474	163	22	0	2	5/22	37.5
10/8	at CHI	*	*	25	18	.720	232	47t	3	1	2/15	123.7
10/15	CAR	*	*	23	11	.478	161	35	1	0	1/13	85.6
10/22	at ATL	*	*	31	19	.613	209	30	0	1	1/3	67.8
10/29	at ARZ	*	*	26	16	.615	167	24	1	1	2/9	76.9
11/5	SF	*	*	27	21	.778	288	43t	3	0	4/39	148.2
11/12	at CAR	*	*	23	14	.609	179	43t	1	1	2/14	81.6
11/19	OAK	*	*	5	2	.400	39	21	0	0	0/0	67.9
11/26	at STL	placed on injured reserve, 11/20										
12/3	DEN	IR										
12/10	at SF	IR										
12/17	ATL	IR										
12/24	STL	IR										
2000 Season		11	11	302	184	.609	2025	49t	13	9	24/150	82.7
Saints Career		11	11	302	184	.609	2025	49t	13	9	24/150	82.7
Career Totals		90	77	2532	1428	.564	17199	88t	106	69	197/1198	80.0

#2 Aaron Brooks

Date	Opp.	GP	ST	ATT	CMP	PCT	YDS	LG	TD	INT	SK/YDS	RATING
9/3	DET	DNP										
9/10	at SD	DNP										
9/17	at SEA	DNP										
9/24	PHI	DNP										
10/8	at CHI	*		0	0	---	0	0	0	0	0/0	---
10/15	CAR	DNP										
10/22	at ATL	DNP										
10/29	at ARZ	DNP										
11/5	SF	*		0	0	---	0	0	0	0	0/0	---
11/12	at CAR	DNP										
11/19	OAK	*		22	14	.636	187	53t	2	1	3/26	101.9
11/26	at STL	*	*	29	17	.586	190	21	1	2	1/5	61.0
12/3	DEN	*	*	48	30	.625	441	49	2	2	3/16	89.0
12/10	at SF	*	*	29	12	.414	203	34	2	0	5/31	88.7
12/17	ATL	*	*	35	24	.686	285	52	0	0	1/4	93.2
12/24	STL	*	*	31	16	.516	208	41	2	1	2/12	81.1
2000 Season		8	5	194	113	.582	1514	53t	9	6	15/94	85.7
Saints Career		8	5	194	113	.582	1514	53t	9	6	15/94	85.7
Career Totals		8	5	194	113	.582	1514	53t	9	6	15/94	85.7

2000 INDIVIDUAL STATISTICS



PASSING

#16 Jake Delhomme

Date	Opp.	GP	ST	ATT	CMP	PCT	YDS	LG	TD	INT	SK/YDS	RATING
9/3	DET	3rd QB										
9/10	at SD	3rd QB										
9/17	at SEA	3rd QB										
9/24	PHI	3rd QB										
10/8	at CHI	3rd QB										
10/15	CAR	3rd QB										
10/22	at ATL	3rd QB										
10/29	at ARZ	3rd QB										
11/5	SF	3rd QB										
11/12	at CAR	3rd QB										
11/19	OAK	DNP										
11/26	at STL	DNP										
12/3	DEN	DNP										
12/10	at SF	DNP										
12/17	ATL	DNP										
12/24	STL	DNP										
2000 Season		0	0									
Saints Career		2	2	76	42	.553	521	51t	3	5	6/42	62.4
Career Totals		2	2	76	42	.553	521	51t	3	5	6/42	62.4

#11 Billy Joe Tolliver

Date	Opp.	GP	ST	ATT	CMP	PCT	YDS	LG	TD	INT	SK/YDS	RATING
9/3	DET											
9/10	at SD											
9/17	at SEA											
9/24	PHI											
10/8	at CHI											
10/15	CAR											
10/22	at ATL											
10/29	at ARZ											
11/5	SF											
11/12	at CAR											
11/19	OAK											
11/26	at STL	3rd QB										
12/3	DEN	3rd QB										
12/10	at SF	3rd QB										
12/17	ATL	3rd QB										
12/24	STL	3rd QB										
2000 Season		0	0									
Saints Career		17	11	467	249	.533	3343	82t	15	20	30/240	69.2
Career Totals		79	47	1707	891	.522	10760	82t	59	64	114/809	67.7

Others:

RB #34 Ricky Williams: 1 att. -1 comp. -0 TDs, 34 yds., 118.8 rating vs. Carolina (10/15).
(Career: 2 att. -1 comp. -0 TDs, 34 yds., 95.8 rating).



2000 INDIVIDUAL STATISTICS

RUSHING

Date	Opp.	#34 Ricky Williams						#30 Chad Morton						#44 Terrelle Smith					
		GP	ST	ATT	YDS	LG	TD	GP	ST	ATT	YDS	LG	TD	GP	ST	ATT	YDS	LG	TD
9/3	DET	*	*	20	84	19	0	*	*	0	0	0	0	*	*	0	0	0	0
9/10	at SD	*	*	24	50	13	0	*	*	1	1	1	0	*	*	0	0	0	0
9/17	at SEA	*	*	23	107	15	0	*	*	1	-1	-1	0	*	*	0	0	0	0
9/24	PHI	*	*	20	103	22	0	*	*	0	0	0	0	*	*	0	0	0	0
10/8	at CHI	*	*	30	128	15	1	*	*	3	-3	2	0	*	*	0	0	0	0
10/15	CAR	*	*	38	144	18	2	*	*	0	0	0	0	*	*	4	22	8	0
10/22	at ATL	*	*	29	156	26t	3	*	*	0	0	0	0	*	*	3	14	8	0
10/29	at ARZ	*	*	21	54	11	1	*	*	0	0	0	0	*	*	1	3	3	0
11/5	SF	*	*	27	81	10	1	*	*	1	3	3	0	*	*	2	6	4	0
11/12	at CAR	*	*	16	93	19	0	*	*	6	33	15	0	*	*	2	9	9	0
11/19	OAK			inactive				*	*	5	45	16	0	*	*	4	42	16	0
11/26	at STL			inactive				*	*	12	35	10	0	*	*	6	20	6	0
12/3	DEN			inactive				*	*	3	5	4	0	*	*	1	-3	-3	0
12/10	at SF			inactive				*	*	2	11	11	0	*	*	6	18	6	0
12/17	ATL			inactive				*	*	1	4	4	0			inactive			
12/24	STL			inactive				*	*	1	3	3	0			inactive			
2000 Season		10	10	248	1000	26t	8	16	3	36	136	16	0	14	9	29	131	16	0
Saints Career		22	22	501	1884	26t	10	16	3	36	136	16	0	14	9	29	131	16	0
Career Totals		22	22	501	1884	26t	10	16	3	36	136	16	0	14	9	29	131	16	0

Date	Opp.	#26 Fred McAfee						#20 Terry Allen						#32 Jerald Moore					
		GP	ST	ATT	YDS	LG	TD	GP	ST	ATT	YDS	LG	TD	GP	ST	ATT	YDS	LG	TD
9/3	DET																		
9/10	at SD													*		0	0	0	0
9/17	at SEA													*		0	0	0	0
9/24	PHI			signed, 10/2												inactive			
10/8	at CHI	*		0	0	0	0									inactive			
10/15	CAR	*		1	40	40	0									inactive			
10/22	at ATL	*		0	0	0	0							*		0	0	0	0
10/29	at ARZ	*		0	0	0	0							*		0	0	0	0
11/5	SF	*		0	0	0	0							*		0	0	0	0
11/12	at CAR	*		0	0	0	0							*		1	2	2	0
11/19	OAK	*		0	0	0	0							*		13	42	11	0
11/26	at STL	*		1	-3	-3	0							*	*	18	61	11	1
12/3	DEN	*		0	0	0	0	*			1	0	0	*		1	6	6	0
12/10	at SF	*		0	0	0	0	*	*		18	80	14	*		0	0	0	0
12/17	ATL	*		0	0	0	0	*	*		21	82	18	*		0	0	0	0
12/24	STL	*		0	0	0	0	*	*		6	17	10	*		re-signed, 12/12			
2000 Season		12	0	2	37	40	0	4	3	46	179	18	2	11	1	37	156	11	1
Saints Career		50	5	201	805	40	4	4	3	46	179	18	2	11	1	37	156	11	1
Career Totals		122	6	296	1181	40	7	119	106	1984	7956	55t	70	42	14	207	705	26	6

2000 INDIVIDUAL STATISTICS



RUSHING

Date	Opp.	#40 Brian Milne						#18 Jeff Blake						#2 Aaron Brooks					
		GP	ST	ATT	YDS	LG	TD	GP	ST	ATT	YDS	LG	TD	GP	ST	ATT	YDS	LG	TD
9/3	DET	*	*	0	0	0	0	*	*	5	22	11	0						
9/10	at SD	*	*	0	0	0	0	*	*	6	13	5	0			dnp			
9/17	at SEA	*	*	0	0	0	0	*	*	2	10	5	0			dnp			
9/24	PHI	*	*	0	0	0	0	*	*	4	38	12	1			dnp			
10/8	at CHI	*	*	0	0	0	0	*	*	12	66	16	0	*		3	-2	1	0
10/15	CAR	*	*	0	0	0	0	*	*	4	9	4	0			dnp			
10/22	at ATL	*	*	0	0	0	0	*	*	6	26	12	0			dnp			
10/29	at ARZ	*	*	0	0	0	0	*	*	6	16	11	0			dnp			
11/5	SF	*	*	0	0	0	0	*	*	6	23	12	0	*		2	-2	-1	0
11/12	at CAR	*	*	0	0	0	0	*	*	6	20	20	0			dnp			
11/19	OAK	*	*	0	0	0	0	*	*	0	0	0	0	*		7	5	9	0
11/26	at STL	*	*	0	0	0	0			injured reserve				*	*	7	34	15	2
12/3	DEN	*	*	0	0	0	0			injured reserve				*	*	3	13	9	0
12/10	at SF	*	*	0	0	0	0			injured reserve				*	*	11	108	29	0
12/17	ATL	*	*	1	0	0	0			injured reserve				*	*	5	7	8	0
12/24	STL	*	*	1	1	1	0			injured reserve				*	*	3	7	9	0
2000 Season		16	2	2	1	1	0	11	11	57	243	20	1	8	5	41	170	29	2
Saints Career		16	2	2	1	1	0	11	11	57	243	20	1	8	5	41	170	29	2
Career Totals		63	38	36	126	26	4	90	77	344	1740	30	11	8	5	41	170	29	2

Date	Opp.	#87 Joe Horn					
		GP	ST	ATT	YDS	LG	TD
9/3	DET	*	*	0	0	0	0
9/10	at SD	*	*	0	0	0	0
9/17	at SEA	*	*	0	0	0	0
9/24	PHI	*	*	1	5	5	0
10/8	at CHI	*	*	1	-3	-3	0
10/15	CAR	*	*	0	0	0	0
10/22	at ATL	*	*	0	0	0	0
10/29	at ARZ	*	*	1	16	16	0
11/5	SF	*	*	0	0	0	0
11/12	at CAR	*	*	0	0	0	0
11/19	OAK	*	*	1	-1	-1	0
11/26	at STL	*	*	0	0	0	0
12/3	DEN	*	*	0	0	0	0
12/10	at SF	*	*	1	-1	-1	0
12/17	ATL	*	*	1	-6	-6	0
12/24	STL	*	*	0	0	0	0
2000 Season		16	16	6	10	16	0
Saints Career		16	16	6	10	16	0
Career Totals		65	18	9	32	16	0

Others:

P #4 Toby Gowin: 1 for 5 yds. vs. Atlanta (12/17). (Career 2 for 38 yds).



2000 INDIVIDUAL STATISTICS

RECEIVING

Date	Opp.	#87 Joe Horn						#86 Jake Reed						#83 Keith Poole					
		GP	ST	NO	YDS	LG	TD	GP	ST	NO	YDS	LG	TD	GP	ST	NO	YDS	LG	TD
9/3	DET	*	*	5	58	19	0	*	*	3	46	17	0	*	*	3	14	6	0
9/10	at SD	*	*	12	116	18	2	*	*	5	51	17	0	*	*	inactive			
9/17	at SEA	*	*	7	68	17	0	*	*	0	0	0	0	*	*	1	49	49t	1
9/24	PHI	*	*	3	29	17	0	*	*	5	67	22	0	*	*	0	0	0	0
10/8	at CHI	*	*	4	78	47t	2	*	*	1	6	6	0	*	*	4	30	15	0
10/15	CAR	*	*	5	97	35	1	*	*	0	0	0	0	*	*	1	34	34	0
10/22	at ATL	*	*	4	54	23	0	*	*	inactive				*	*	4	35	13	0
10/29	at ARZ	*	*	2	10	7	0	*	*	inactive				*	*	0	0	0	0
11/5	SF	*	*	10	180	43t	1	*	*	inactive				*	*	0	0	0	0
11/12	at CAR	*	*	5	89	43t	1	*	*	inactive				*	*	1	18	18	0
11/19	OAK	*	*	3	33	21	0	*	*	inactive				*	*	2	33	18	0
11/26	at STL	*	*	7	77	21	0	*	*	inactive				*	*	1	18	18	0
12/3	DEN	*	*	10	170	49	0	*	*	inactive				*	*	0	0	0	0
12/10	at SF	*	*	5	105	34	0	*	*	inactive				*	*	1	22	22	0
12/17	ATL	*	*	7	116	52	0	*	*	inactive				*	*	3	40	26	0
12/24	STL	*	*	5	60	22t	1	*	*	2	36	19	0	*	*	0	0	0	0
2000 Season		16	16	94	1340	52	8	7	6	16	206	22	0	15	4	21	293	49t	1
Saints Career		16	16	94	1340	52	8	7	6	16	206	22	0	48	23	91	1696	82t	11
Career Totals		65	18	147	2219	76t	15	125	89	402	6330	82t	32	48	23	91	1696	82t	11

Date	Opp.	#83 Willie Jackson						#80 Robert Wilson						#82 Andrew Glover					
		GP	ST	NO	YDS	LG	TD	GP	ST	NO	YDS	LG	TD	GP	ST	NO	YDS	LG	TD
9/3	DET	*	*	2	19	11	0	*	*	0	0	0	0	*	*	0	0	0	0
9/10	at SD	*	*	2	17	10	0	*	*	0	0	0	0	*	*	4	23	11	0
9/17	at SEA	*	*	inactive				*	*	0	0	0	0	*	*	0	0	0	0
9/24	PHI	*	*	1	8	8	0	*	*	0	0	0	0	*	*	0	0	0	0
10/8	at CHI	*	*	1	14	14	0	*	*	0	0	0	0	*	*	1	29	29t	1
10/15	CAR	*	*	0	0	0	0	*	*	0	0	0	0	*	*	2	29	20	0
10/22	at ATL	*	*	3	47	30	0	*	*	0	0	0	0	*	*	0	0	0	0
10/29	at ARZ	*	*	2	19	10	0	*	*	inactive				*	*	1	24	24	0
11/5	SF	*	*	4	34	13	1	*	*	0	0	0	0	*	*	3	37	21	1
11/12	at CAR	*	*	3	30	13	0	*	*	0	0	0	0	*	*	0	0	0	0
11/19	OAK	*	*	4	85	53t	2	*	*	0	0	0	0	*	*	1	13	13	0
11/26	at STL	*	*	4	64	21	0	*	*	1	9	9	0	*	*	1	6	6	0
12/3	DEN	*	*	2	46	28t	1	*	*	8	122	30	0	*	*	2	58	39	1
12/10	at SF	*	*	1	22	22t	1	*	*	0	0	0	0	*	*	3	33	15t	1
12/17	ATL	*	*	4	47	18	0	*	*	1	13	13	0	*	*	3	29	13	0
12/24	STL	*	*	4	71	41	1	*	*	1	10	10	0	*	*	0	0	0	0
2000 Season		15	7	37	523	53t	6	15	0	11	154	30	0	16	14	21	281	39	4
Saints Career		15	7	37	523	53t	6	15	0	11	154	30	0	16	14	21	281	39	4
Career Totals		85	22	178	2338	58	18	33	0	11	154	30	0	154	80	208	2478	43	24

2000 INDIVIDUAL STATISTICS



RECEIVING

Date	Opp.	#81 Lamont Hall						#34 Ricky Williams						#30 Chad Morton					
		GP	ST	NO	YDS	LG	TD	GP	ST	NO	YDS	LG	TD	GP	ST	NO	YDS	LG	TD
9/3	DET	*	*	0	0	0	0	*	*	4	29	17	0	*	*	1	3	3	0
9/10	at SD	*	*	0	0	0	0	*	*	4	27	13t	1	*	*	3	11	11	0
9/17	at SEA	*	*	0	0	0	0	*	*	5	35	12	0	*	*	1	7	7	0
9/24	PHI	*	*	0	0	0	0	*	*	7	52	21	0	*	*	0	0	0	0
10/8	at CHI	*	*	0	0	0	0	*	*	4	57	18	0	*	*	0	0	0	0
10/15	CAR	*	*	0	0	0	0	*	*	3	35	19	0	*	*	1	0	0	0
10/22	at ATL	*	*	2	20	13	0	*	*	4	37	13	0	*	*	0	0	0	0
10/29	at ARZ	*	*	1	1	1t	1	*	*	9	92	19	0	*	*	1	21	21	0
11/5	SF	*	*	1	6	6	0	*	*	2	17	15	0	*	*	1	14	14	0
11/12	at CAR	*	*	0	0	0	0	*	*	2	28	24	0	*	*	1	4	4	0
11/19	OAK	*	*	0	0	0	0	*	*	inactive				*	*	6	62	35	0
11/26	at STL	*	*	0	0	0	0	*	*	inactive				*	*	2	12	9	0
12/3	DEN	*	*	0	0	0	0	*	*	inactive				*	*	7	29	11	0
12/10	at SF	*	*	0	0	0	0	*	*	inactive				*	*	2	21	14	0
12/17	ATL	*	*	0	0	0	0	*	*	inactive				*	*	3	24	9	0
12/24	STL	*	*	1	6	6	0	*	*	inactive				*	*	1	5	5	0
2000 Season		16	5	5	33	13	1	10	10	44	409	24	1	16	3	30	213	35	0
Saints Career		16	5	5	33	13	1	22	22	72	581	29	1	16	3	30	213	35	0
Career Totals		30	5	8	66	13	1	22	22	72	581	29	1	16	3	30	213	35	0

Date	Opp.	#44 Terrelle Smith						#40 Brian Milne						#20 Terry Allen					
		GP	ST	NO	YDS	LG	TD	GP	ST	NO	YDS	LG	TD	GP	ST	NO	YDS	LG	TD
9/3	DET	*	*	0	0	0	0	*	*	0	0	0	0	*	*				
9/10	at SD	*	*	3	14	9	0	*	*	0	0	0	0	*	*				
9/17	at SEA	*	*	0	0	0	0	*	*	0	0	0	0	*	*				
9/24	PHI	*	*	2	7	6	0	*	*	0	0	6	0	*	*				
10/8	at CHI	*	*	3	18	7	0	*	*	0	0	0	0	*	*				
10/15	CAR	*	*	0	0	0	0	*	*	0	0	0	0	*	*				
10/22	at ATL	*	*	2	16	10	0	*	*	0	0	0	0	*	*				
10/29	at ARZ	*	*	0	0	0	0	*	*	0	0	0	0	*	*				
11/5	SF	*	*	0	0	0	0	*	*	0	0	0	0	*	*				
11/12	at CAR	*	*	2	10	5	0	*	*	0	0	0	0	*	*				
11/19	OAK	*	*	0	0	0	0	*	*	0	0	0	0	*	*				
11/26	at STL	*	*	0	0	0	0	*	*	1	4	4t	1	*	*				
12/3	DEN	*	*	0	0	0	0	*	*	0	0	0	0	*	*				
12/10	at SF	*	*	0	0	0	0	*	*	0	0	0	0	*	*				
12/17	ATL	*	*	inactive				*	*	2	9	7	0	*	*				
12/24	STL	*	*	inactive				*	*	2	20	15	0	*	*				
2000 Season		14	9	12	65	10	0	16	2	5	33	15	1	4	3	1	7	7	0
Saints Career		14	9	12	65	10	0	16	2	5	33	15	1	4	3	1	7	7	0
Career Totals		14	9	12	65	10	0	63	38	57	324	20	1	119	106	187	1533	38	6

Others:

RT #68 Kyle Turley: 1 for 16 yds. vs. Denver (12/3). (Career: 1 for 16 yds.).



2000 INDIVIDUAL STATISTICS

KICKOFF RETURNS

Date	Opp.	#30 Chad Morton						#26 Fred McAfee						#23 Kevin Mathis					
		GP	ST	NO	YDS	LG	TD	GP	ST	NO	YDS	LG	TD	GP	ST	NO	YDS	LG	TD
9/3	DET	*		4	105	45	0							*		0	0	0	0
9/10	at SD	*		6	138	34	0							*		0	0	0	0
9/17	at SEA	*	*	5	125	32	0							*		0	0	0	0
9/24	PHI	*		4	68	19	0							*		0	0	0	0
10/8	at CHI	*		3	69	30	0							*		0	0	0	0
10/15	CAR	*		2	40	23	0							*		0	0	0	0
10/22	at ATL	*		4	78	24	0							*		0	0	0	0
10/29	at ARZ	*		3	57	27	0							*		0	0	0	0
11/5	SF	*		1	16	16	0							*		0	0	0	0
11/12	at CAR	*		2	59	32	0							*		0	0	0	0
11/19	OAK	*	*	4	145	68	0							*		0	0	0	0
11/26	at STL	*		4	104	36	0							*		0	0	0	0
12/3	DEN	*	*	2	25	16	0							*		5	115	29	0
12/10	at SF	*		0	0	0	0							*		3	72	40	0
12/17	ATL	*		0	0	0	0							*		0	0	0	0
12/24	STL	*		0	0	0	0							*		0	0	0	0
2000 Season		16	3	44	1029	68	0	12	0	10	251	52	0	16	16	8	187	40	0
Saints Career		16	3	44	1029	68	0	50	5	58	1238	52	0	16	16	8	187	40	0
Career Totals		16	3	44	1029	68	0	122	6	71	1417	58	0	53	27	51	1216	42	0

Others:

RB #20 Terry Allen: 0 for 6 yds. vs. St. Louis (12/24). (Career: 1 for 20 yds.).

PUNT RETURNS

Date	Opp.	#30 Chad Morton						#35 Chris Canty						#23 Kevin Mathis					
		GP	ST	NO	YDS	LG	TD	GP	ST	NO	YDS	LG	TD	GP	ST	NO	YDS	LG	TD
9/3	DET	*		6	36	17	0							*		0	0	0	0
9/10	at SD	*		4	93	51	0							*		0	0	0	0
9/17	at SEA	*	*	1	6	6	0							*		0	0	0	0
9/24	PHI	*		3	9	11	0							*		0	0	0	0
10/8	at CHI	*		3	25	11	0							*		0	0	0	0
10/15	CAR	*		4	27	12	0							*		0	0	0	0
10/22	at ATL	*		1	13	13	0							*		0	0	0	0
10/29	at ARZ	*		2	12	12	0							*		0	0	0	0
11/5	SF	*		1	6	6	0							*		0	0	0	0
11/12	at CAR	*		1	11	11	0							*		0	0	0	0
11/19	OAK	*	*	4	40	19	0							*		0	0	0	0
11/26	at STL	*		0	0	0	0							*		0	0	0	0
12/3	DEN	*	*	0	0	0	0							*		0	0	0	0
12/10	at SF	*		0	0	0	0							*		1	5	5	0
12/17	ATL	*		0	0	0	0							*		0	0	0	0
12/24	STL	*		0	0	0	0							*		0	0	0	0
2000 Season		16	3	30	278	51	0	15	1	13	66	13	0	16	16	1	5	5	0
Saints Career		16	3	30	278	51	0	3	0	9	45	13	0	16	16	1	5	5	0
Career Totals		16	3	30	278	51	0	75	58	29	236	36	0	53	27	14	99	45	0

Others:

WR #80 Robert Wilson: 0 for 11 yds. vs. Oakland (11/19). (Career: 0 for 11 yds.).

NOTE: Canty played in 12 games (1 start) with Seattle in 2000 (4 for 21 yds. with Seattle).

2000 INDIVIDUAL STATISTICS



KICKING

Date	Opp.	GP	#10 Doug Brien		1-19	20-29	30-39	40-49	50+	FG	LG	BK	PTS
			PAT	M-A									
9/3	DET	*	1-1										
9/10	at SD	*	1-1										
9/17	at SEA	*	1-1										
9/24	PHI	*	1-1										
10/8	at CHI	*	4-4										
10/15	CAR	*	3-3										
10/22	at ATL	*	3-3										
10/29	at ARZ	*	3-3										
11/5	SF	*	4-4										
11/12	at CAR	*	2-2										
11/19	OAK	*	1-1										
11/26	at STL	*	4-4										
12/3	DEN	*	2-2										
12/10	at SF	*	2-2										
12/17	ATL	*	2-2										
12/24	STL	*	3-3										
2000 Season		16	37-37	1-1									
Saints Career		88	144-145	2-2									
Career Totals		110	223-226	3-3									

PUNTING

Date	Opp.	GP	#4 Toby Gowin		PR	PR	NET
			NO	YDS			
9/3	DET	*	7	340	48.6	58	1
9/10	at SD	*	3	118	39.3	44	1
9/17	at SEA	*	5	204	40.8	46	0
9/24	PHI	*	7	272	38.9	52	4
10/8	at CHI	*	6	208	34.7	47	1
10/15	CAR	*	5	186	37.2	49	2
10/22	at ATL	*	3	119	39.7	42	2
10/29	at ARZ	*	5	234	46.8	57	3
11/5	SF	*	3	139	46.3	54	1
11/12	at CAR	*	2	70	35.0	44	0
11/19	OAK	*	4	165	41.3	53	1
11/26	at STL	*	4	151	37.8	40	1
12/3	DEN	*	3	137	45.7	46	0
12/10	at SF	*	5	203	40.6	44	1
12/17	ATL	*	5	221	44.2	52	2
12/24	STL	*	7	276	39.4	45	2
2000 Season		16	74	3043	41.1	58	22
Saints Career		16	74	3043	41.1	58	22
Career Totals		64	318	13477	42.4	72	103



2000 INDIVIDUAL STATISTICS

DEFENSE

#92 DT Martin Chase					#51 LB Phil Clarke					#55 LB Mark Fields				
Date	Opp.	S-A-TT	SK/YD	IN PD FF FR	S-A-TT	SK/YD	IN PD FF FR	S-A-TT	SK/YD	IN PD FF FR	S-A-TT	SK/YD	IN PD FF FR	S-A-TT
9/3	DET	1-0-1			4-1-5			4-3-7					1	
9/10	at SD	0-0-0			2-3-5			3-2-5						
9/17	at SEA	0-1-1			7-2-9	1/7		5-2-7						
9/24	PHI		inactive		4-2-6		1	6-3-9						
10/8	at CHI	0-0-0			4-1-5			0-1-1						
10/15	CAR	0-0-0			0-0-0			4-3-7						
10/22	at ATL	0-0-0			0-0-0			9-3-12	2/11					
10/29	at ARZ	0-0-0			0-0-0			7-3-10						
11/5	SF	0-0-0			0-0-0			1-2-3						
11/12	at CAR		inactive		0-0-0			0-1-1						
11/19	OAK		inactive		0-0-0			6-2-8						
11/26	at STL		inactive		0-0-0			1-1-2						
12/3	DEN	2-0-2				inactive		7-6-13						
12/10	at SF	0-0-0				inactive		2-1-3						
12/17	ATL	0-0-0			0-0-0			7-2-9						
12/24	STL	0-0-0			0-0-0			6-0-6						
2000 Season	3-1-4		0/0	0 0 0 0	21-9-30	1/7	0 0 0 1	68-35-103	2/11	0 1 0 0				
Saints Career	3-1-4		0/0	0 0 0 0	39-14-53	1/7	0 0 0 1	428-132-560	23/152	2 15 8 5				
Career Totals	4-3-7		0/0	0 0 0 0	39-14-53	1/7	0 0 0 1	428-132-560	23/152	2 15 8 5				

#97 DT La'Roi Glover					#99 DE Norman Hand					#36 CB Michael Hawthorne				
Date	Opp.	S-A-TT	SK/YD	IN PD FF FR	S-A-TT	SK/YD	IN PD FF FR	S-A-TT	SK/YD	IN PD FF FR	S-A-TT	SK/YD	IN PD FF FR	S-A-TT
9/3	DET	3-3-6	1/6		5-2-7			0-0-0						
9/10	at SD	1-1-2	2/12		1-1-2		1	1-1-2		inactive				
9/17	at SEA	3-0-3			4-0-4			0-0-0		inactive				
9/24	PHI	1-0-1			4-4-8		1	0-0-0		inactive				
10/8	at CHI	3-1-4	3/17		1-0-1			1-0-1		inactive				
10/15	CAR	4-0-4	3/19		3-1-4			10/22	at ATL	4-5-9				
10/22	at ATL	2-1-3	1/8		4-1-5	1/8		0-0-0		1				
10/29	at ARZ	4-2-6	2/19	1	1-4-5			0-0-0						
11/5	SF	0-0-0			2-0-2			0-0-0						
11/12	at CAR	2-3-5	1/4		5-1-6	1/6		3-1-4		1				
11/19	OAK	5-2-7			4-4-8			0-0-0						
11/26	at STL	4-1-5	3/20	1	1-1-2			2-1-3		1				
12/3	DEN	6-4-10			1-0-1			0-0-0						
12/10	at SF	0-2-2		1	2-1-3	inactive		1-0-1						
12/17	ATL	2-0-2			5-2-7	1/7		1-1-2						
12/24	STL	4-1-5	1/7		43-22-65	3/21	0 1 1 0	8-3-11	0/0	0 2 0 0				
2000 Season	44-21-65		17/112	0 0 2 1	43-22-65	3/21	0 1 1 0	8-3-11	0/0	0 2 0 0				
Saints Career	173-54-227		42/275	1 3 7 3	146-48-194	14.5/82.5	2 12 2 1	8-3-11	0/0	0 2 0 0				
Career Totals	175-54-229		42/275	1 3 7 3	146-48-194	14.5/82.5	2 12 2 1	8-3-11	0/0	0 2 0 0				

#93 DE Darren Howard					#94 DE Joe Johnson					#53 LB Dontá Jones				
Date	Opp.	S-A-TT	SK/YD	IN PD FF FR	S-A-TT	SK/YD	IN PD FF FR	S-A-TT	SK/YD	IN PD FF FR	S-A-TT	SK/YD	IN PD FF FR	S-A-TT
9/3	DET	1-2-3		1	3-4-7			0-0-0						
9/10	at SD	2-3-5	2/9		1-2-3			0-0-0						
9/17	at SEA	1-1-2		2	2-1-3	2/11		0-0-0						
9/24	PHI	2-2-4	1/9		0-0-0			0-0-0						
10/8	at CHI	1-1-2	1/6		2-0-2			0-0-0						
10/15	CAR	4-1-5	2/10		2-0-2	1/0		0-0-0		inactive				
10/22	at ATL	1-0-1			2-1-3			0-0-0		inactive				
10/29	at ARZ	1-1-2		1	2-3-5	1/1		0-0-0		inactive				
11/5	SF	2-0-2		1	3-0-3			0-0-0		inactive				
11/12	at CAR	1-5-6	1 1		4-0-4	3/15	1 1	0-0-0		inactive				
11/19	OAK	3-2-5	1/8	2	6-1-7	2/8	1	0-0-0		inactive				
11/26	at STL	3-1-4	1/5	2 1	4-2-6	1/8	2 1	0-0-0		inactive				
12/3	DEN	2-0-2	1/1	2	5-4-9			0-0-0						
12/10	at SF	2-0-2	1/9		5-0-5		1	0-0-0						
12/17	ATL	2-0-2	1/5		3-1-4	2/9	1	0-0-0						
12/24	STL	4-2-6			2-1-3			0-2-2						
2000 Season	32-21-53		11/62	1 9 2 2	46-20-66	12/52	0 0 6 2	0-2-2	0/0	0 0 0 0				
Saints Career	32-21-53		11/62	1 9 2 2	46-20-66	12/52	0 0 6 2	0-2-2	0/0	0 0 0 0				
Career Totals	32-21-53		11/62	1 9 2 2	261-74-335	41.5/221	0 5 14 4	56-36-92	4/23	0 1 1 0				

2000 INDIVIDUAL STATISTICS



DEFENSE

#27 S Rob Kelly					#29 S Sammy Knight					#23 CB Kevin Mathis				
Date	Opp.	S-A-TT	SK/YD	IN PD FF FR	S-A-TT	SK/YD	IN PD FF FR	S-A-TT	SK/YD	IN PD FF FR	S-A-TT	SK/YD	IN PD FF FR	S-A-TT
9/3	DET		inactive		7-4-11		1 1	3-2-5						
9/10	at SD		inactive		5-0-5			3-0-3						
9/17	at SEA		inactive		3-3-6			7-2-9						
9/24	PHI		inactive		3-2-5			4-1-5		1				
10/8	at CHI	1-0-1			2-1-3		1 1	3-1-4		1				
10/15	CAR	0-0-0			4-1-5			2-0-2		1 1				
10/22	at ATL	0-0-0			3-2-5		2	4-1-5						
10/29	at ARZ	1-0-1			7-3-10		1 1	3-3-6						
11/5	SF	2-1-3			4-4-8		1 1	4-1-5						
11/12	at CAR	0-0-0			4-3-7	1/0	1 1	8-0-8		1				
11/19	OAK	0-0-0			4-4-8			4-3-7						
11/26	at STL	0-0-0			4-2-6			3-1-4		2				
12/3	DEN	0-0-0			9-2-11		1	4-1-5		1				
12/10	at SF	0-0-0			4-5-9			4-1-5		2				
12/17	ATL	0-0-0			4-3-7	1/8	1 1	3-3-6		2				
12/24	STL	0-0-0			8-2-10		1	6-2-8		1				
2000 Season	4-1-5		0/0	0 0 0 0	75-41-116	2/8	5 9 1 0	65-22-87	0/0	1 9 2 0				
Saints Career	63-27-90		0/0	4 11 1 1	279-98-377	2/8	17 36 1 4	65-22-87	0/0	1 9 2 0				
Career Totals	63-27-90		0/0	4 11 1 1	279-98-377	2/8	17 36 1 4	124-43-167	0/0	2 23 4 3				

#59 LB Keith Mitchell					#25 CB Alex Molden					#28 S Chris Oldham				
Date	Opp.	S-A-TT	SK/YD	IN PD FF FR	S-A-TT	SK/YD	IN PD FF FR	S-A-TT	SK/YD	IN PD FF FR	S-A-TT	SK/YD	IN PD FF FR	S-A-TT
9/3	DET	2-0-2			0-0-0			1-0-1		1/5				
9/10	at SD	4-3-7			0-0-0		1 2	0-0-0						
9/17	at SEA	2-2-4			1-0-1		1 1	1-0-1		1/6				
9/24	PHI	3-2-5	0.5/2.5		0-0-0			1-0-1						
10/8	at CHI	5-0-5	1/6		1-0-1		2	2-1-3		1 1				
10/15	CAR	7-0-7	2/12	1	1-1-2		1	0-0-0		inactive				
10/22	at ATL	4-5-9	1/4		3-2-5		2	inactive		inactive				
10/29	at ARZ	7-1-8		1 1	1-0-1			inactive		inactive				
11/5	SF	3-3-6			2-1-3			2-1-3						
11/12	at CAR	3-1-4	1/6	2	0-1-1		1	3-0-3		1 1				
11/19	OAK	6-7-13	1/7		5-4-9			0-0-0						
11/26	at STL	2-0-2		2	3-2-5			3-0-3						
12/3	DEN	3-0-3			6-0-6			0-0-0						
12/10	at SF	3-4-7			1-2-3		1 1	3-0-3						
12/17	ATL	1-5-6		1 1	2-0-2		1	1-0-1						
12/24	STL	3-3-6			26-14-40	0/0	3 10 0 0	0-2-2		1				
2000 Season	58-36-94		6.5/37.5	1 5 0 4	167-39-206	6/63	8 47 5 2	16-4-20	2/11	2 3 0 1				
Saints Career	196-92-288		16.5/104.5	4 19 7 8	167-39-206	6/63	8 47 5 2	16-4-20	2/11	2 3 0 1				
Career Totals	196-92-288		16.5/104.5	4 19 7 8	167-39-206	6/63	8 47 5 2	155-28-183	12.5/63	9 26 7 4				

#39 S Darren Perry					#54 LB Darrin Smith					#22 CB Fred Thomas						
Date	Opp.	S-A-TT	SK/YD	IN PD FF FR	S-A-TT	SK/YD	IN PD FF FR	S-A-TT	SK/YD	IN PD FF FR	S-A-TT	SK/YD	IN PD FF FR			
9/3	DET	3-3-6			1-1-2		2									
9/10	at SD	3-1-4			1-0-1		1									
9/17	at SEA	7-2-9			4-6-10											
9/24	PHI	4-1-5			0-0-0		2									
10/8	at CHI	4-1-5		1	0-2-2		1	2								
10/15	CAR	3-2-5			6-1-7		1									
10/22	at ATL	6-2-8		1	8-2-10		2						1			
10/29	at ARZ	3-0-3		2	8-4-12		2									
11/5	SF	4-1-5			12-2-14											
11/12	at CAR	2-4-6		1	5-6-11		1									
11/19	OAK	2-4-6			8-5-13		2									
11/26	at STL	2-3-5			3-0-3	1/5	3									
12/3	DEN	5-5-10			3-3-6								1			
12/10	at SF	4-2-6		2	4-4-8	1/8	1									
12/17	ATL	2-2-4		2	2-3-5											
12/24	STL	6-4-10		1	8-1-9		1	2								
2000 Season		60-37-97	0/0	3	8	0	0									
Saints Career		60-37-97	0/0	3	8	0	0									
Career Totals		468-152-620	2.5/24	35	72	4	6									
					73-40-113	2/13	2	21	0	0	16-3-19	0/0	0	2	0	0
					73-40-113	2/13	2	21	0	0	16-3-19	0/0	0	2	0	0
					411-263-674	18/103	8	47	4	8	74-15-89	0/0	0	11	0	0



2000 INDIVIDUAL STATISTICS

DEFENSE

#90 DT Jared Tomich								#24 CB Fred Weary								#98 DE Willie Whitehead							
Date	Opp.	S-A-TT	SK/YD	IN	PD	FF	FR	S-A-TT	SK/YD	IN	PD	FF	FR	S-A-TT	SK/YD	IN	PD	FF	FR				
9/3	DET	0-0-0						3-0-3					1						1-0-1				
9/10	at SD	0-0-0						6-2-8	1/0	1	2	1		0-0-0									
9/17	at SEA	0-0-0						3-2-5						1-0-1									
9/24	PHI	0-0-0						4-2-6					1	0-3-3	1.5/9.5								
10/8	at CHI	0-0-0						11-1-12					3	0-1-1									
10/15	CAR	0-0-0						3-1-4					3	0-0-0									
10/22	at ATL	0-0-0						0-1-1					1	1-1-2	1/6								
10/29	at ARZ	0-0-0						5-4-9					1	1-1-2									
11/5	SF	0-0-0						5-2-7				1	1	1-0-1									
11/12	at CAR	0-1-1						4-1-5					1	1-0-1	1/6				1				
11/19	OAK	0-0-0						4-2-6	1/11					0-0-0									
11/26	at STL	0-0-0						0-0-0						0-1-1									
12/3	DEN	0-0-0						placed on injured reserve, 11/29						3-2-5									
12/10	at SF	0-0-0						injured reserve						2-1-3									
12/17	ATL	0-0-0						injured reserve						3-2-5	1/5								
12/24	STL		inactive					injured reserve						1-2-3	1/6								
2000 Season		0-1-1	0/0	0	0	0	0	48-18-66	2/11	2	14	1	0	15-14-29	5.5/32.5	0	0	1	0				
Saints Career		43-12-55	10/50	0	3	4	2	133-32-165	2/11	6	28	1	2	39-20-59	12.5/77	0	1	1	0				
Career Totals		43-12-55	10/50	0	3	4	2	133-32-165	2/11	6	28	1	2	39-20-59	12.5/77	0	1	1	0				

LEGEND: S - solo tackle; A - assisted tackle; TT-total tackles (solo + assists); SK/YD - sacks/yards lost; IN - interception; PD - passes defended; FF - forced fumble; FR - fumble recovery

SPECIAL TEAMS TACKLES

Name	9/3	9/10	9/17	9/24	10/8	10/15	10/22	10/29	11/5	11/12	11/19	11/26	12/3	12/10	12/17	12/24	S-A	TT
	DET	SD	SEA	PHI	CHI	CAR	ATL	ARZ	SF	CAR	OAK	STL	DEN	SF	ATL	STL		
Chris Canty																	1-0	1-0
Phil Clarke																		5-4
Mark Fields	0-1	0-1																0-2
Todd Franz	1-0	0-2																1-2
Steve Gleason																		4-0
Toby Gowin																		10-1
Corey Harris	1-0																	1-0
Michael Hawthorne	1-0																	5-5
Dontá Jones	1-0	1-1	1-0		0-2													7-5
Rob Kelly																		12-3
Sammy Knight		1-0		1-0						0-1								2-1
Kevin Mathis				1-0	1-0	0-1	1-0	1-0		3-0		1-1						8-2
Fred McAfee					1-0			1-0	1-0	1-0	0-1			2-0	0-1	2-0	1-0	9-2
Brian Milne		0-1						0-1						1-0	1-0	1-0	1-0	4-3
Keith Mitchell			0-1															0-1
Jerald Moore			1-0					1-0		1-1						0-1		3-2
Chris Oldham	0-1	1-0			3-0						1-0		1-0	1-0				7-1
Darren Perry		1-0	2-0					2-0	0-1									6-1
Darrin Smith								1-0				0-1		0-1				1-2
Corey Terry						2-0	1-1		1-0									4-1
Fred Thomas					1-0	3-0			1-0	1-2	0-1				1-0	1-0		8-3
Jared Tomich						1-0												1-0
Phillip Ward														0-3				0-3
Fred Weary		1-0																1-0
Robert Wilson	2-1	3-0	1-0		3-0	1-1	1-0	0-1		2-0					0-2	1-0		14-5

LEGEND: S - solo tackle; A - assisted tackle; TT-total tackles (solo + assists)
Home games in bold

2000 DEFENSIVE CHARTS



SACKS

Opponent	Sacks	Total Sacks-Yards
vs. Detroit	Glover (1-6), Oldham (1-5)	2-11
at San Diego	Glover (2-12), Howard (2-9), Weary (1-0)	5-21
at Seattle	Johnson (2-6), Clarke (1-7), Oldham (1-6)	4-19
vs. Philadelphia	Whitehead (1.5-9.5), Howard (1-9), Mitchell (0.5-2.5)	3-21
at Chicago	Glover (3-17), Howard (1-6), Mitchell (1-6)	5-29
vs. Carolina	Glover (3-19), Howard (2-10), Mitchell (2-12), Johnson (1-0)	8-41
at Atlanta	Fields (2-11), Mitchell (1-4), Hand (1-8), Glover (1-6), Whitehead (1-6)	6-37
at Arizona	Glover (2-19), Johnson (1-1)	3-20
vs. SF		None
at Carolina	Johnson (3-15), Hand (1-6), Mitchell (1-6), Whitehead (1-6), Glover (1-4), Knight (1-0)	8-37
vs. Oakland	Johnson (2-8), Weary (1-11), Howard (1-8), Mitchell (1-7)	5-34
at St. Louis	Glover (3-20), Johnson (1-8), Howard (1-5), Smith (1-5)	6-38
vs. Denver	Howard (1-1)	1-1
at SF	Howard (1-9), Smith (1-8)	2-17
vs. Atlanta	Johnson (2-9), Knight (1-8), Howard (1-5), Whitehead (1-5)	5-27
vs. St. Louis	Hand (1-7), Glover (1-7), Whitehead (1-6)	3-20
		66-378

NOTE: The Saints led the NFL with a club-record **66** sacks. It was the 3rd time that the club led the league (1992 - **57** sacks & 1997 - **59** sacks) and the 4th time that the Saints led the NFC (1993 - **51** sacks). The 66 sacks also tied for **6th-best** in NFL history.

INTERCEPTIONS

Opponent	Interceptions	Total Interceptions-Yards
vs. Detroit	Knight (1-37-TD)	1-37-TD
at San Diego	Weary (1-27), Molden (1-24)	2-51
at Seattle	Molden (1-0)	1-0
vs. Philadelphia		None
at Chicago	Oldham (1-0), Smith (1-15), Knight (1-0)	3-15
vs. Carolina	Mathis (1-0)	1-0
at Atlanta		None
at Arizona	Mitchell (1-40-TD), Knight (1-0)	2-40-TD
vs. SF	Weary (1-0), Knight (1-0)	2-0
at Carolina	Howard (1-46), Perry (1-0)	2-46
vs. Oakland		None
at St. Louis	Oldham (1-0)	1-0
vs. Denver		None
at SF	Perry (2-3)	2-3
vs. Atlanta	Knight (1-31-TD), Molden (1-0)	2-31-TD
vs. St. Louis	Smith (1-41-TD)	1-41-TD
		20-264-4 TD



2000 TURNOVER TABLE

SAINTS TAKEAWAYS

Opp	QTR	Turnover	Spot*	Result
vs. DET	1	Case intercepted by Knight for TD	DET 37-TD	Touchdown
	4	Irvin fumble recovered by Oldham	NO 39	Blocked FG
at SD	3	Leaf intercepted by Weary	SD 41	Touchdown (2 pt failed)
	4	Leaf intercepted by Molden	SD 17	End of game
at SEA	3	Kitna intercepted by Molden	NO 6	Punt
vs. PHI	1	Bostic muffed punt recovered by Oldham	PHI 20	Touchdown
	4	Staley fumble recovered by Clarke	NO 23	Downs
at CHI	2	McNown intercepted by Oldham	NO 46	Field Goal
	4	McNown intercepted by Smith	NO 35	Punt
	4	McNown intercepted by Knight in end zone	NO 20	End of game
vs. CAR	1	Bates fumbled kickoff recovered by McAfee	CAR 21	Fumble
	2	Beuerlein intercepted by Mathis	NO 12	Punt
at ATL		None		
at ARZ	3	Plummer intercepted by Knight	NO 21	Punt
	3	Plummer intercepted by Mitchell for TD	ARZ 40-TD	Touchdown
	4	Cody fumbled punt recovered by Hawthorne	ARZ 16	Touchdown
	4	Plummer fumble recovered by Howard	ARZ 41	Interception
vs. SF	1	Garcia intercepted by Knight	NO 37	Touchdown
	4	Garcia intercepted by Weary in end zone	NO 20	Punt
at CAR	1	Beuerlein fumble recovered by Johnson	NO 8	Missed FG
	2	Beuerlein intercepted by Howard	CAR 20	Fumble on same play
	3	Beuerlein fumble recovered by Mitchell for TD	CAR 10-TD	Touchdown
	3	Beuerlein fumble recovered by Mitchell	CAR 35	Field Goal
	4	Beuerlein intercepted by Perry in end zone	NO 20	End of game
vs. OAK	3	Gannon fumble recovered by Mitchell	OAK 22	Field Goal
at STL	1	Hakim muffed punt recovered by Stachelski	STL 19	Touchdown
	2	Green fumble recovered by Johnson	NO 20	Touchdown
	4	Green fumble recovered by Howard	NO 19	Interception
	4	Green intercepted by Oldham	STL 45	Punt
vs. DEN		None		
at SF	1	Garcia intercepted by Perry	NO 33	Punt
	4	Garcia intercepted by Perry	NO 20	End of game
vs. ATL	2	Johnson intercepted by Knight for TD	ATL 31-TD	Touchdown
	3	Chandler intercepted by Molden	NO 20	Punt
	3	Anderson fumble recovered by Mitchell	NO 18	Punt
vs. STL	2	Warner intercepted by Smith for TD	STL 41-TD	Touchdown

Takeaway Total: 34 takeaways (14 fumbles, 20 interceptions), 85 points (11 TD, 3 FG)

* - spot of next play by team recovering/intercepting

2000 TURNOVER TABLE



SAINTS GIVEAWAYS

Opp	QTR	Turnover	Spot*	Result
vs. DET	2	Jackson fumble recovered by Walker	DET 37	Field Goal
	2	Blake intercepted by Schulz	NO 17	Field Goal
	4	R. Williams fumble recovered by DeVries	NO 45	Fumble
at SD	2	Blake intercepted by Lewis	SD 38	Punt
	2	Blake fumble recovered by Ruff	50	Touchdown
	3	Blake intercepted by Ruff	NO 41	Interception
at SEA		None		
vs. PHI	2	R. Williams fumble recovered by Vincent	NO 21	Touchdown
	2	Blake intercepted by Vincent	PHI 22	Punt
	2	R. Williams fumble recovered by Emmons	NO 21	Punt
	4	Blake intercepted by Vincent	PHI 25	End of game
at CHI	1	Blake intercepted by Brown for TD	NO 35-TD	Touchdown
vs. CAR	1	Blake fumble recovered by Minter	CAR 32	Punt
	1	Blake fumble recovered by Morabito	CAR 3	Punt
	2	Morton muffed punt recovered by Hoover	NO 43	Interception
at ATL	2	Blake intercepted by Bradford	NO 20	Field Goal
at ARZ	4	Blake intercepted by Chavous in end zone	ARZ 20	Missed Field Goal
vs. SF		None		
at CAR	2	Howard fumble in end zone recovered by Muhammad		CAR 20
Punt				
	2	Blake intercepted by Davis	CAR 20	Punt
vs. OAK	2	Brooks intercepted by Woodson	NO 47	Touchdown
at STL	1	Brooks intercepted by Fletcher	STL 31	Punt
	4	Brooks intercepted by Fletcher	NO 21	Touchdown
vs. DEN	2	Mathis fumble on kickoff recovered by Spencer	NO 35	Touchdown
	4	Brooks intercepted by Spencer	DEN 32	Punt
	4	Brooks intercepted by Brown	DEN 48	Punt
at SF		None		
vs. ATL	1	Brooks fumble recovered by McBurrows	ATL 3	Punt
vs. STL	1	Brooks intercepted by Bly	NO 36	Touchdown

Giveaway Total: 26 giveaways (11 fumbles, 15 interceptions), 58 points (7 TD, 3 FG)

* - spot of next play by team recovering/intercepting



2000 WEEKLY RANKINGS

Week	NFL Offense			NFL Defense		
	Total	Rush	Pass	Total	Rush	Pass
1	21	15	22	4	15	2
2	19t	22	13	1	7	1
3	18t	18	19	1	13	1
4	22	13	23	1	10	1
5	24	17	25	1	8	1
6	19	10	25	1	6	1
7	12	3	24	1	5	1
8	10	2t	21	1	3	1
9	14	4	22	2	4	2
10	13	5	20	3	4	6
11	13	4	20	3	4	7
12	14	3	21	3	4	7
13	14	7	20	4	3	9
14	12	9	16	5	7	9
15	11	7	16	8	8	11
16	9	8	13	6	5	8
17	10	8	14	8	10	10

Week	NFC Offense			NFC Defense		
	Total	Rush	Pass	Total	Rush	Pass
1	11	8	11	2	6	1
2	11	10	7	1	2	1
3	9	10	9	1	4	1
4	12	8	12	1	4	1
5	13	10	13	1	2	1
6	11	6	13	1	2	1
7	7	3	13	1	2	1
8	5	2	10	1	2	1
9	7	3	12	1	2	2
10	6	3	11	2	2	3
11	6	3	10	2	2	4
12	7	2	10	1	2	4
13	7	2	9	1	2	4
14	6	4	8	2	2	4
15	6	2	8	4	2	5
16	4	3	7	3	2	4
17	4	2	8	3	4	4

2000 TRANSACTIONS



January

5- **Bill Kuharich** (President/GM/COO), **Mike Ditka** (Head Coach), **Terry O'Neil** (VP/Governmental Affairs), **Danny Abramowicz** (offensive coordinator), **Zaven Yarialian** (defensive coordinator), **Bobby April** (special teams), **Tom Clements** (quarterbacks), **Walt Corey** (defensive line), **Judd Garrett** (offensive assistant), **Rodney Holman** (offensive asst./tight ends), **Harold Jackson** (wide receivers), **Rickey Jackson** (defensive asst./pass rush), **Ned James** (defensive asst./linebackers), **Lary Kuharich** (running backs), **Carlos Mainord** (defensive backs), **Bill Meyers** (offensive line), **Dan Neal** (tight ends/offensive line asst.), **Markus Paul** (asst. strength & conditioning), **Rick Venturi** (assistant head coach/linebackers) & **Mike Woicik** (strength & conditioning) released of duties
 27- named **Randy Mueller** General Manager of Football Operations & **Arnold Fielkow** Director of Administration

February

1 - named **Rick Thompson** college scouting coordinator, **Bill Quinter** pro scout & **Mike Baugh** pro scout
 3 - named **Jim Haslett** Head Coach
 9 - named **Rick Venturi** assistant head coach/secondary coach, **John Bunting** linebackers coach, **Mike McCarthy** quarterbacks coach, **Rock Gullickson** strength & conditioning coach, **Evan Marcus** assistant strength & conditioning coach & **Winston Moss** defensive assistant
 10 - named **Ron Zook** defensive coordinator, **Sam Clancy** defensive line coach, **Dave Atkins** running backs coach & **Jack Henry** offensive line coach; tendered contract offers to LB **Phil Clarke** (ERFA), QB **Jake Delhomme** (ERFA), WR **P.J. Franklin** (ERFA), DE **Uhuru Hamiter** (ERFA), CB **Corey Harris** (ERFA), G **Robert Hunt** (ERFA), DT **Robert Newkirk** (ERFA), FB **Marvin Powell** (ERFA), LB **Donnie Spragan** (ERFA), T **Daryl Terrell** (ERFA), G **Mike Halapin** (RFA), S **Rob Kelly** (RFA), RB **Dino Philyaw** (RFA) & DE **Jared Tomich** (RFA)
 11 - signed QB **Jeff Blake** to a 4-year contract
 13 - signed WR **Joe Horn** to a 4-year contract
 14 - named **Al Everest** special teams coach; signed CB **Fred Thomas** & DB **Chris Oldham** to 2-year contracts
 15 - signed C/G **Tom Ackerman** to a 4-year contract
 16 - named **Mike McCarthy** offensive coordinator; signed LB **Charlie Clemons** to an offer sheet
 17 - named **Frank Cignetti, Jr.**, quarterbacks coach
 18 - named **Bob Palcic** tight ends coach; signed DT **Kevin Thomas** to a 1-year contract; signed LB **Phil Clarke** & G **Robert Hunt** to tender offers; allocated G **Robert Hunt**, DT **Kevin Thomas**, WR **L.C. Stevens**, C **Justin Burroughs** & LB **Joe Tuipala** to NFL Europe
 19 - signed TE **Andrew Glover** to a 3-year contract; signed LB **Charlie Clemons** to a 4-year contract
 20 - named **Hubbard Alexander** wide receivers coach
 21 - named **Phil Petey** offensive assistant/quality control; traded WR **Eddie Kennison** to Chicago for the Bears' 5th round selection in the 2000 NFL Draft; agreed to contract terms with WR **Jake Reed**
 22 - signed WR **Jake Reed** to a 2-year contract
 23 - signed DT **Norman Hand** to a 5-year contract
 24 - released RB **Lamar Smith**

March

2 - named **Joe Baker** special teams assistant/secondary assistant; signed LB **Ron Merkersen** to a 1-year contract
 6 - signed C **Jason McEndoo** & WR **Robert Wilson** to 1-year contracts
 8 - acquired WR **Ryan Thelwell** off waivers from Pittsburgh
 23 - signed CB **Shannon Garrett**, DT **Winfield Garnett**, DE **Bobby Setzer**, LB **K.D. Williams**, WR **Anthony Rodgers**, S **Eric Johnson** & T **Marcus Price** to 1-year contracts.
 29 - signed WR **P.J. Franklin**, FB **Marvin Powell** & RB **Dino Philyaw** to 1-year tender offers



2000 TRANSACTIONS

April

- 5 - signed P **Toby Gowin** to a 3-year contract; released P **Tommy Barnhardt**
- 7 - signed K **Matt Wieland**, S **Gerald Vaughn**, LB **Phillip Ward** & G **Brent Warren** to 1-year contracts
- 10 - head athletic trainer **Dean Kleinschmidt** released of duties
- 17 - agreed to contract terms with LB **Terrence Miles**, P **Bill Lafleur**, T **Chase Raynock**, DE **D.J. Cooper**, CB **Carlos Posey**, S **Pete Destefano**, S **Amp Campbell**, DT **Robert Brannon**, DT **Demond Gibson** & LB **Jamal Brooks**
- 19 - signed CB **Steve Israel** to a 3-year contract
- 21 - terminated the contract of WR **Andre Hastings**
- 23 - signed C **Tom Schau** to a 1-year contract
- 26 - named **Rick Mueller** director of player personnel; traded LB **Chris Bordano** to Dallas for CB **Kevin Mathis**
- 27 - agreed to 1-year contract terms with S **Darren Perry**
- 28 - signed WR **Willie Jackson** to a 1-year contract

May

- 1 - signed DT **Robert Brannon** & DE **D.J. Cooper** to 2-year contracts; signed WR **Willie Jackson**, S **Darren Perry** and CB **Carlos Posey** to 1-year contracts
- 10 - terminated the contract of CB **Tyronne Drakeford**
- 16 - signed DT **Uhuru Hamiter** to a 1-year tender offer
- 18 - named **Scottie B. Patton** head athletic trainer
- 31 - terminated the contract of DT **Kevin Thomas**

June

- 9 - signed DE **Jared Tomich** to a 1-year tender offer
- 14 - signed 2000 6th-round draft pick WR **Sherrod Gideon** to a 3-year contract
- 20 - signed 2000 7th-round draft pick FB **Kevin Houser** to a 3-year contract
- 23 - signed 2000 6th-round draft pick CB **Michael Hawthorne** to a 3-year contract
- 30 - signed FB **Michael Blair** & K **Shayne Graham** to 1-year contracts; agreed to contract terms with QB **Pat Barnes** for 1 year

July

- 5 - terminated the contracts of G **Brent Warren** & K **Matt Wieland**
- 11 - signed 2000 draft picks RB **Chad Morton** (5th round), FB **Terrelle Smith** (4th round) & TE **Austin Wheatley** (5th round) to 3-year contracts; signed QB **Jake Delhomme** DT **Robert Newkirk** to 1-year tender offers
- 12 - traded FB **Marvin Powell** to Green Bay for TE **Lawrence Hart**
- 16 - signed LB **Darrin Smith** to a 1-year contract; released S **Amp Campbell**
- 17 - signed 2000 2nd-round draft pick DE **Darren Howard** to a 5-year contract; released LB **Terrence Miles**
- 27 - C **Justin Burroughs** left camp
- 31 - traded LB **K.D. Williams** with the 3rd round selection in the 2001 NFL Draft to Green Bay for QB **Aaron Brooks** and TE **Lamont Hall**; released RB **Dino Philyaw** & QB **Pat Barnes**

2000 TRANSACTIONS



August

- 2 - signed T **Jay Hagood** & FB **Brian Milne** to 1-year contracts; released DE **Troy Wilson** & WR **Anthony Rodgers**
- 7 - signed DE **Alfred Williams** to a 1-year contract; placed CB **Steve Israel** on injured reserve
- 10 - traded TE **Lawrence Hart** to Dallas for a future conditional NFL Draft selection; signed TE **Scott Slutzker** to a 1-year contract
- 15 - signed TE **Dave Stachelski** to a 1-year contract; terminated the contract of TE **Scott Slutzker**
- 22 - waived DT **Robert Brannon**, LB **Jamal Brooks**, TE **Cuncho Brown**, QB **Marc Bulger**, S **Pete Destefano**, WR **P.J. Franklin**, DT **Winfield Garnett**, DT **Demond Gibson**, WR **Sherrod Gideon**, K **Shayne Graham**, P **Bill Lafleur**, LB **Donnie Spragan** & DE **Alfred Williams**; signed LB **Dontá Jones** to a 1-year contract; released T **Jay Hagood**; placed TE **Cameron Cleeland** on injured reserve; placed G **Mike Halapin** on reserve-physically unable to perform
- 27 - waived FB **Michael Blair**, DE **D.J. Cooper**, FB **Aaron Craver**, CB **Shannon Garrett**, G **Robert Hunt**, S **Eric Johnson**, C **Jason McEndoo**, LB **Ron Merkersen**, RB **Wilmont Perry**, T **Chase Raynock**, C **Tom Schau**, DE **Bobby Setzer**, TE **Dave Stachelski**, WR **L.C. Stevens**, QB **Billy Joe Tolliver**, LB **Joe Tuipala** & LB **Phillip Ward**
- 28 - claimed DT **Martin Chase** (Baltimore), DE **Marques Douglas** (Baltimore), CB **Todd Franz** (Detroit) & RB **Jerald Moore** (Oakland) off waivers; waived DE **Uhuru Hamiter**, DT **Robert Newkirk**, WR **Ryan Thelwell** & S **Gerald Vaughn**
- 29 - signed T **Jay Hagood**, WR **Mareno Philyaw**, DE **Bobby Setzer**, TE **Dave Stachelski** & LB **Phillip Ward** to the practice squad

September

- 13 - signed TE **Dave Stachelski** to the active roster from the practice squad; waived DE **Marques Douglas**
- 20 - signed DE **Marques Douglas** to a 1-year contract to the active roster; waived DB **Corey Harris**

October

- 2 - placed LB **Charlie Clemons** on injured reserve; signed RB **Fred McAfee** to a 1-year contract to the active roster
- 10 - signed WR **Charlie Jones** to a 1-year contract; waived S **Todd Franz**
- 12 - signed LB **Corey Terry** to the active roster from the practice squad; placed DE **Marques Douglas** on injured reserve
- 22 - signed CB **Reggie Howard** to the active roster from the practice squad; waived WR **Charlie Jones**
- 24 - waived CB **Reggie Howard**; signed WR **Charlie Jones**

November

- 14 - signed RB **Terry Allen**; waived WR **Charlie Jones**
- 20 - signed QB **Billy Joe Tolliver** to a 1-year contract; placed QB **Jeff Blake** on injured reserve
- 29 - placed LB **Corey Terry** & CB **Fred Weary** on injured reserve; signed CB **Chris Canty** to a 1-year contract

December

- 3 - signed S **Steve Gleason** & LB **Phillip Ward** to the active roster from the practice squad; waived T **Marcus Price**
- 5 - signed T **Marcus Price**; waived LB **Phillip Ward**
- 10 - signed LB **Phillip Ward** to the active roster from the practice squad; waived RB **Jerald Moore**
- 11 - LB coach **John Bunting** resigned to accept the head coaching position at North Carolina
- 12 - signed RB **Jerald Moore**; waived LB **Phillip Ward**

2000 GAME-BY-GAME REVIEW

Detroit 14, Saints 10

Louisiana Superdome; New Orleans, La. (Sept. 3, 2000)

Detroit spoiled the Saints' season opener and the 1st game for new Saints head coach **Jim Haslet**, 14-10 in front of a soldout Louisiana Superdome crowd of 64,900. New Orleans took a 7-0 lead just 5:22 in the game when **Sammy Knight** stepped in front of a **Stoney Case** pass and went 37 yards for the TD and a 7-0 lead. The Lions came back on a pair of field goals (24 & 30 yards) in the 2nd quarter by **Jason Hanson**, but the Saints went to half-time with a 7-6 lead. **Desmond Howard** had the 2nd-longest punt return for a TD by a Saints opponent when he caught a **Toby Gowin** punt at the Lions' 5 and went 95 yards for the score with 2:06 left in the 3rd quarter. **James Stewart** ran for the 2-point conversion to push the Lions lead to 14-7. The Saints' **Doug Brien** hit a 48-yard FG with 13:57 left in the 4th quarter to cut the Lions margin to 14-10. Late in the game, the Saints drove from their 21 to the Lion 21, but **Jeff Blake**'s pass to **Ricky Williams** on 4th down was knocked away by Detroit LB **Stephen Boyd** with 0:44 left. The Saints defense had an outstanding game as they held the Lions to 187 total yards, the 1st time a New

Orleans opponent was held to less than 200 yards since Dallas on Dec. 6, 1998. Knight tied a career high with 11 combined tackles while the Saints had a pair of sacks. On the offensive side, new Saints QB Blake was 18-of-34 for 169 yards while newcomer WR **Joe Horn** had 5 catches for 58 yards. **Ricky Williams** had 20 carries for 84 yards. Stewart led the Lions with 25 carries for 78 yards.

SAINTS NOTES:

* **S Sammy Knight** recorded his 13th career INT, returning it for his 3rd career TD. With 11 combined tackles, he equaled his best day as a pro in his rookie season (Week 5 - 11 tackles and 1 INT - at New York Giants, 9/28/97).

* RB **Ricky Williams** recorded his 5th career 100-yard multi-purpose game (113 yards) with 84 yards rushing on 20 carries & 29 yards on 2 receptions.

TEAM STATISTICS	DET	N.O.
TOTAL 1ST DOWNS	10	13
By Rushing	4	3
By Passing	5	8
By Penalty	1	2
3D: M - A - PCT.	4-16-25%	6-17-35%
4D: M - A - PCT.	0-1-0%	0-1-0%
TOTAL NET YARDS	187	252
Total Plays	59	64
Avg. Per Play	3.2	3.9
NET YARDS RUSHING	98	106
Total Rushes	32	25
Avg. Per Play	3.1	4.2
Tackles For Loss-Yds.	4-9	0-0
NET YARDS PASSING	89	146
Sacked-Yds. Lost	2-11	5-23
Gross Yards	100	169
PASSING: A-C-I	25-13-1	34-18-1
Avg. Per Play	3.3	3.7
KICKOFFS: # - EZ - TB	4-3-0	3-1-0
PUNTS: # - Avg.	7-42.4	7-48.6
Had Blocked	0	0
FGs - PATs Had Bkld.	0-0	1-0
Net Punting Average	37.3	25.9
TOT. RET. YARDAGE	125	73
# - Yds. Punt Ret.	4-119	6-36
# - Yds. Kickoff Ret.	3-50	4-105
# - Yds. Int. Ret.	1-6	1-37
PENALTIES: # - Yds.	8-74	12-89
FUMBLES: # - Lost	2-1	5-2
TOUCHDOWNS	1	1
Rushing	0	0
Passing	0	0
Interceptions	0	0
Punt Returns	1	0
EXTRA POINTS: M-A	1-1	1-1
Kicking: M-A	0-0	0-1
Rushing: M-A	1-1	1-0
FIELD GOALS: M-A	2-2	1-2
SAFETIES	0	0
FINAL SCORE	14	10
TIME OF POSS.	30:49	29:11

Detroit Lions (1-0)		0	6	8	0	14
New Orleans Saints (0-1)		7	0	0	3	10
Team	Q	Time	Play Description (Extra Point) (Drive Info)			V-H
NOS	1	4:45	Knight 37 yd. interception return (Brien kick)			0-7
DL	2	5:35	Hanson 24 FG (9-57, 4:37)			3-7
DL	2	1:53	Hanson 30 FG (5-6, 2:15)			6-7
DL	3	2:06	Howard 95 yd. punt return (Stewart run)			14-7
NOS	4	13:57	Brien 48 FG (7-20, 3:09)			14-10
Field Goals (made) and missed						
DL: Hanson (24),(30)			NOS: Brien (48),52B			
Paid Attendance: 64,900 (sellout)			Time: 3:12			
Weather: Indoors						

GAME 1 VS. DETROIT

Detroit Lions								New Orleans Saints									
RUSHING		ATT	YDS	AVG	LG	TD		RUSHING		ATT	YDS	AVG	LG	TD			
Stewart		25	78	3.1	12	0		R. Williams		20	84	4.2	19	0			
Martin		7	48	6.9	16	0		Blake		5	22	4.4	11	0			
Irvin		3	3	1.0	1	0		Total		25	106	4.2	19	0			
Jett		1	0	0.0	0	0											
Total		32	98	3.1	14	0		PASSING	ATT	CMP	YDS	SK/YD	TD	LG	IN		
PASSING	ATT	CMP	YDS	SK/YD	TD	LG	IN	Blake	34	18	169	5/23	0	19	1		
Case	25	13	100	2/11	0	19	1	Total	34	18	169	5/23	0	19	1		
Total	25	13	100	2/11	0	19	1	RECEIVING		NO	YDS	AVG	LG	TD			
RECEIVING		NO	YDS	AVG	LG	TD		Horn		5	58	11.6	19	0			
Morton		4	52	13.0	19	0		R. Williams		4	29	7.3	17	0			
Sloan		2	10	5.0	7	0		Reed		3	46	15.3	17	0			
Crowell		2	5	2.5	7	0		Poole		3	14	4.7	6	0			
Irvin		1	14	14.0	14	0		Jackson		2	19	9.5	11	0			
Stablein		1	11	11.0	11	0		Morton		1	3	3.0	3	0			
Schlesinger		1	6	6.0	6	0		Hayes		2	12	6.0	7	0			
Wasby		1	1	1.0	1	0		Total		18	169	9.4	19	0			
Stewart		1	1	1.0	1	0		INTERCEPTIONS		NO	YDS	LG	TD				
Total		13	100	7.7	19	0		Knight		1	37	37t	1				
INTERCEPTIONS		NO	YDS	LG	TD			Total		1	37	37t	1				
Schulz		1	6	6	0			PUNTING		NO	YDS	AVG	TB	I20	LG		
Total		1	6	6	0			Gowin		7	340	48.6	2	1	58		
PUNTING		NO	YDS	AVG	TB	I20	LG	Total		7	340	48.6	2	1	58		
Jett		7	297	42.4	0	1	51	PUNT RETURNS		NO	FC	YDS	LG	TD			
Total		7	297	42.4	0	1	51	Morton		6	0	36	17	0			
PUNT RETURNS		NO	FC	YDS	LG	TD		[DOWNED]		1	0	0	0	0			
Howard		4	0	119	95t	1		Returns		6	0	36	17	0			
[DOWNED]		1	0	0	0	0		KICKOFF RETURNS		NO	FC	YDS	LG	TD			
[TOUCHBACK]		2	0	0	0	0		Morton		4	0	105	45	0			
Returns		4	0	119	95t	1		Returns		4	0	105	45	0			
KICKOFF RETURNS		NO	FC	YDS	LG	TD											
Howard		3	0	50	18	0		OWN		OPP		OUT					
Returns		3	0	50	18	0		FUMBLES	FUM	REC	YDS	TD	FCD	REC	YDS	TD	BDS
								Blake	1	1	-1	0	0	0	0	0	0
								Jackson	1	0	0	0	0	0	0	0	0
								Williams	2	0	0	0	0	0	0	0	0
								Horn	0	1	0	0	0	0	0	0	0
								Howard	0	0	0	0	1	0	0	0	0
								Oldham	0	0	0	0	0	1	1	0	0
								Poole	1	1	0	0	0	0	0	0	0
								Total	5	3	-1	0	1	1	1	0	0
		</															



2000 GAME-BY-GAME REVIEW

Game #2: Saints 28, San Diego 27

Qualcomm Stadium; San Diego, Calif. (Sept. 10, 2000)

The Saints rallied from a 14-point 2nd quarter deficit to beat San Diego, 28-27 on a 8-yard TD pass from **Jeff Blake** to **Joe Horn** with 47 seconds to play in Qualcomm Stadium. San Diego scored 1st on a 42-yard FG by **John Carney** with 6:39 left in the 1st quarter. The Saints came back on their next possession as Blake hit Horn with a 6-yard TD pass for a 7-3 lead. The Chargers retook the lead, 10-7 as **Robert Chancey** scored on a 3-yard run. San Diego then capitalized on a Blake fumble as **Ryan Leaf** hit **Curtis Conway** with a 20-yard TD pass for a 17-7 lead with 7:04 left in the 1st half. **Doug Brien's** 20-yard FG pulled the Saints to 17-10 with 1:54 to go, but **Ronney Jenkins** took the ensuing kickoff 93 yards for a TD and a 24-10 advantage. Brien hit his 2nd FG in the final 2 minutes of the half, this time a 20-yarder as time expired as the Chargers led, 24-13. With 2:54 left in the 3rd quarter, Blake found **Ricky Williams** for a 13-yard TD pass (the 2-point conversion pass failed) to bring the Saints' deficit to 24-19. Two plays into the final quarter, Brien made his 3rd FG, a 31-yarder, to cut the SD lead to 24-22. Carney made a 49-yard FG with

5:08 to go for a 27-22 SD lead and the Saints then marched 90 yards in 10 plays, as Blake was 8-for-9 for 61 yards on the drive, capped by the TD pass to Horn. The 2-point conversion failed, but the Chargers could not get into FG range as Leaf was sacked twice and was finally intercepted by **Alex Molden** with :05 left. Blake finished 33-of-46 for 259 yards and 3 TD. Horn caught 12 passes for 116 yards and 2 TD. RB **Chad Morton** had a combined 231 return yards.

SAINTS NOTES:

* The victory broke a 14-game road losing streak dating back to the last 6 games of the 1998 season ... the last road win was a 19-13 OT victory at Indianapolis on 9/27/98 ... the 14 straight road losses tied a club mark.
* The Saints overcame a 14-point deficit to win, the largest since rallying from 17 down twice (17-0 & 20-3) vs. Atlanta on 11/13/94 to win, 33-32.
* Held San Diego to 188 net yards, the 2nd straight week that the Saints held an opponent to under 200 total yards. It was the 1st time that the Saints accomplished the feat since the final 2 games of the 1996 season - 138 at N.Y. Giants, 12/15 and 187 at St. Louis, 12/21 (when Rick

Venturi was the head coach & **Jim Haslett** was the defensive coordinator). It also was the 1st time ever that the Saints held opponents to under 200 yards in the 1st 2 games of the season.

* Blake tied the Saints record for most passing completions with 33 (set career high) ... the record is held with **Archie Manning**, who was 33-for-53 at Green Bay on 9/10/78 (22 years ago to the day) ... his 46 attempts also tied a career high.

* Horn's 12 catches tied for 2nd-most in Saints history. The 12 receptions and 116 yards were both career highs.

* Morton's 231 combined kickoff and punt return yards (138 kick, 93 punt) was 3rd-most in Saints history.

New Orleans Saints (1-1)	7	6	6	9	28
San Diego Chargers (0-2)	3	21	0	3	27
Team Q Time Play Description (Extra Point) (Drive Info)					V-H
SDC 1 6:39 Carney 42 FG (6-22, 1:45)					0-3
NOS 1 2:00 Horn 6 yd. pass from Blake (Brien kick) (8-76, 4:39)					7-3
SDC 2 14:20 Chancey 3 yd. run (Carney kick) (5-48, 2:40)					7-10
SDC 2 7:04 Conway 20 yd. pass from Leaf (Carney kick) (7-50, 3:12)					7-17
NOS 2 1:54 Brien 20 FG (13-64, 5:10)					10-17
SDC 2 1:37 Jenkins 93 yd. kickoff return (Carney kick) (0-0, 0:17)					10-24
NOS 2 0:00 Brien 20 FG (9-65, 1:37)					13-24
NOS 3 2:54 R. Williams 13 yd. pass from Blake (pass failed) (8-41, 5:17)					19-24
NOS 4 14:52 Brien 31 FG (4-8, 1:12)					22-24
SDC 4 5:08 Carney 49 FG (4-4, 2:16)					22-27
NOS 4 0:47 Horn 8 yd. pass from Blake (pass failed) (10-90, 4:21)					28-27

Field Goals (made) and missed

NOS: Brien (20),(20),(31) SDC: Carney (42),(49)
Paid Attendance: 51,300 Time: 3:17
Weather: Sunny, 76 degrees, Humidity: 41%, Wind: WSW, 8 mph

TEAM STATISTICS	N.O.	S.D.
TOTAL 1ST DOWNS	28	15
By Rushing	3	6
By Passing	19	6
By Penalty	6	3
3D M - A - PCT.	9-15-60%	1-19-11%
4D M - A - PCT.	0-0-0%	0-2-0%
TOTAL NET YARDS	323	188
Total Plays	77	51
Avg. Per Play	4.2	3.7
NET YARDS RUSHING	64	72
Total Rushes	31	20
Avg. Per Play	2.1	3.6
Tackles For Loss-Yds.	6-13	2-7
NET YARDS PASSING	259	116
Sacked-Yds. Lost	0-0	5-21
Gross Yards	259	137
PASSING A-C-I	46-33-2	26-13-2
Avg Per Play	5.6	3.7
KICKOFFS: # - EZ - TB	6-2-0	6-0-0
PUNTS: # - Avg.	3-39.3	4-44.3
Had Blocked	0	0
FGs - PATs Had Blkd.	0-0	1-0
Net Punting Average	28.7	21.0
TOTAL RET. YARDAGE	144	53
# - Yds. Punt Ret.	4-93	2-32
# - Yds. Kickoff Ret.	6-138	6-221
# - Yds. Int. Ret.	2-51	2-21
PENALTIES: # - Yds.	6-37	7-85
FUMBLES: # - Lost	2-1	1-0
TOUCHDOWNS	3	3
Rushing	0	1
Passing	3	1
Kickoff Returns	0	1
EXTRA POINTS: M-A	1-3	3-3
Kicking: M-A	1-1	3-3
Passing: M-A	0-2	0-0
FIELD GOALS: M-A	3-3	2-2
SAFETIES	0	0
FINAL SCORE	28	27
TIME OF POSS.	36:06	23:54

GAME 2 AT SAN DIEGO



New Orleans Saints							San Diego Chargers						
RUSHING	ATT	YDS	AVG	LG	TD		RUSHING	ATT	YDS	AVG	LG	TD	
R. Williams	24	50	2.1	13	0		Chancey	15	59	3.9	12	1	
Blake	6	13	2.2	5	0		Bynum	3	9	3.0	4	0	
Morton	1	1	1.0	1	0		Conway	1	-5	-5.0	-5	0	
Total	31	64	2.1	13	0		Total	20	72	3.6	12	1	

PASSING	ATT	CMP	YDS	SK/YD	TD	LG	IN	PASSING	ATT	CMP	YDS	SK/YD	TD	LG	IN
Blake	46	33	259	0/0	3	18	2	Leaf	24	12	134	5/21	1	20	2
Total	46	33	259	0/0	3	18	2	Moreno	1	1	3	0/0	0	3	0

RECEIVING	NO	YDS	AVG	LG	TD	RECEIVING	NO	YDS	AVG	LG	TD
Horn	12	116	9.7	18	2	Gaylor	4	21	5.3	9	0
Reed	5	51	10.2	17	0	Graham	3	46	15.3	20	0

INTERCEPTIONS	NO	YDS	LG	TD	INTERCEPTIONS	NO	YDS	LG	TD
Weary	1	27	27	0	Ruff	1	18	18	0
Molden	1	24	24	0	Lewis	1	3	3	0
Total	2	51	27	0	Total	2	21	18	0

PUNTING	NO	YDS	AVG	TB	I20	LG	PUNTING	NO	YDS	AVG	TB	I20	LG
Gowin	3	118	39.3	0	1	44	Bennett	4	177	44.3	0	1	49
Total	3	118	39.3	0	1	44	Total	4	177	44.3	0	1	49

PUNT RETURNS	NO	FC	YDS	LG	TD	PUNT RETURNS	NO	FC	YDS	LG	TD
Morton	4	0	93	51	0	Jacquet	2	0	32	17	0
Returns	4	0	93	51	0	[OUT OF BOUNDS]	1	0	0	0	0

KICKOFF RETURNS	NO	FC	YDS	LG	TD	KICKOFF RETURNS	NO	FC	YDS	LG	TD
Morton	6	0	138	34	0	Returns	2	0	32	17	0
Returns	6	0	138	34	0	Jenkins	6	0	221	93t	1

FUMBLES	OWN	FUM REC	YDS	TD	FCD REC	YDS	TD	BDS	FUMBLES	OWN	FUM REC	YDS	TD	FCD REC	YDS	TD	BDS
Blake	2	1	0	0	0	0	0	0	J. Williams	0	0	0	0	1	0	0	0
Weary	0	0	0	0	1	0	0	0	Ruff	0	0	0	0	0	1	0	0
Total	2	1	0	0	1	0	0	0	Leaf	1	0	0	0	0	0	0	0

SAFETIES	NO	YDS	AVG	LG	TD	SAFETIES	NO	YDS	AVG	LG	TD
Gaylor	0	1	13	0	0	Gaylor	0	1	13	0	0
Total	1	1	13	0	0	Total	1	1	13	0	0



2000 GAME-BY-GAME REVIEW

Game #3: Seattle 20, Saints 10 Husky Stadium; Seattle, Wash. (Sept. 17, 2000)

Seattle controlled the clock and scored 13 unanswered points in the 2nd half as the Seahawks rallied from a 10-7 halftime deficit to win, 20-10 at Husky Stadium. Seattle scored on its first possession when **Ricky Watters** scored on a 7-yard run with 8:35 left in the 1st quarter. Later in the quarter, the Saints tied the game, 7-7, on a 49-yard TD pass from **Jeff Blake** to **Keith Poole** with 57 seconds to play. New Orleans took a 10-7 lead into halftime when **Doug Brien** capped a 12-play, 66-yard drive with a 23-yard FG with 2:37 left. In the 2nd half, it was all Seahawks as Seattle had the ball for a total of 22:13 in the final 2 quarters. The Seahawks took the opening kickoff of the 3rd quarter & drove 59 yards in 15 plays and 6:59 for a 31-yard FG by **Kris Heppner** to tie the game at 10-10 with 8:01 left. **Jon Kitna** threw a 1-yard TD pass to **Itula Mili** for a 17-10 Seahawk lead with 9:23 to play & Seattle iced the contest with a Heppner 45-yard FG with 3:47 to go. Watters finished the game with 105 yards on 22 carries while **Ricky Williams** had the 3rd 100-yard game of his career with 107 yards on 23 carries. Blake was 14-of-24 for 159 yards & 1 TD while

Kitna finished 22-of-29 for 193 yards & 1 TD.

SAINTS NOTES:

* WR **Joe Horn** had 7 receptions for 68 yards as he led the NFC in receiving with 24 catches.

* PR/KR **Chad Morton** continued to pile up return yardage as he had 5 kickoff returns for 125 yards. He led all NFC rookies (5th overall in the NFC) in punt return average at 12.3 ypg & he was 8th in kickoff return average at 24.5 ypg.

* WR **Keith Poole** had 1 catch, a 49-yard TD in the 1st quarter. It was Poole's 5th TD catch of 40 yards or more in his career.

* The defense continued to lead the NFL in total defense (223.3 ypg) & defense vs. the pass (124.7 ypg). The defense had a total of 11 sacks & 4 interceptions through the 1st 3 games.

New Orleans Saints (1-2)	7	3	0	0	10
Seattle Seahawks (1-2)	7	0	3	10	20
Team	Q	Time	Play Description (Extra Point)	(Drive Info)	
SS	1	8:35	Watters 7 yd. run (Heppner kick)	(6-47, 2:50)	0-7
NOS	1	0:57	Poole 49 yd. pass from Blake (Brien kick)	(8-80, 4:17)	7-7
NOS	2	2:37	Brien 23 FG (12-66, 6:54)		7-10
SS	3	8:01	Heppner 31 FG (15-59, 6:59)		10-10
SS	4	9:23	Mili 1 yd. pass from Kitna (Heppner kick)	(12-87, 7:07)	10-17
SS	4	3:47	Heppner 45 FG (8-47, 4:28)		10-20

Field Goals (made) and missed

NOS: Brien (23) SS: Heppner 37RU.(31),(45)

Paid Attendance: 59,513

Time: 2:46

Weather: Sunny, 68 degrees, Humidity: 80%, Wind: Variable, 3 mph

TEAM STATISTICS	N.O.	SEA
TOTAL 1ST DOWNS	13	22
By Rushing	6	8
By Passing	7	13
By Penalty	0	1
3D: M - A - PCT.	7-14-50%	7-13-54%
4D: M - A - PCT.	0-1-0%	0-0-0%
TOTAL NET YARDS	116	126
Total Plays	52	64
Avg. Per Play	5.1	4.6
NET YARDS RUSHING	116	126
Total Rushes	26	31
Avg. Per Play	4.5	4.1
Tackles For Loss-Yds.	3-3	1-2
NET YARDS PASSING	147	169
Sacked-Yds. Lost	2-12	4-24
Gross Yards	159	193
PASSING: A-C-I	24-14-0	29-22-1
Avg. Per Play	5.7	5.1
KICKOFFS: # - EZ - TB	3-0-0	5-2-0
PUNTS: # - Avg.	5-40.8	3-41.0
Had Blocked	0	0
FGs - PATs Had Blkd.	0-0	0-0
Net Punting Average	36.6	39.0
TOTAL RET. YARDAGE	6	21
# - Yds. Punt Ret.	1-6	4-21
# - Yds. Kickoff Ret.	5-125	3-76
# - Yds. Int. Ret.	1-0	0-0
PENALTIES: # - Yds.	4-40	4-32
FUMBLES: # - Lost	1-0	0-0
TOUCHDOWNS	1	2
Rushing	0	1
Passing	1	1
EXTRA POINTS: M-A	1-1	2-2
Kicking: M-A	1-1	2-2
FIELD GOALS: M-A	1-1	2-3
SAFETIES	0	0
FINAL SCORE	10	20
TIME OF POSS.	25:13	34:47

GAME 3 AT SEATTLE



New Orleans Saints							Seattle Seahawks						
RUSHING	ATT	YDS	AVG	LG	TD		RUSHING	ATT	YDS	AVG	LG	TD	
R. Williams	23	107	4.7	15	0		Watters	22	105	4.8	16	1	
Blake	2	10	5	5	0		Alexander	5	19	3.8	9	0	
Morton	1	-1	-1.0	-1	0		Kitna	4	2	0.5	5	0	
Total	26	116	4.5	15	0		Total	31	126	4.1	16	1	

PASSING	ATT	CMP	YDS	SK/YD	TD	LG	IN	PASSING	ATT	CMP	YDS	SK/YD	TD	LG	IN
Blake	24	14	159	2/12	1	49t	0	Kitna	29	22	193	4/24	1	25	1
Total	24	14	159	2/12	1	49t	0	Total	29	22	193	4/24	1	25	1

RECEIVING	NO	YDS	AVG	LG	TD		RECEIVING	NO	YDS	AVG	LG	TD	
Horn	7	68	9.7	17	0		Jackson	5	59	11.8	25	0	
R. Williams	5	35	7	12	0		Mili	4	22	5.5	11	1	
Poole	1	49	49	49t	1		Strong	3	33	11.0	24	0	
Morton	1	7	7.0	7	0		Watters	3	19	6.3	14	0	
Total	14	159	11.4	49t	1		Alexander	2	21	10.5	18	0	

INTERCEPTIONS	NO	YDS	LG	TD		INTERCEPTIONS	NO	YDS	LG	TD	
Molden	1	0	0	0		Dawkins	1	8	8.0	8	0
Total	1	0	0	0		J. Williams	1	8	8.0	8	0
						Bailey	1	7	7.0	7	0
						Total	22	193	8.8	25	1

PUNTING	NO	YDS	AVG	TB	I20	LG	INTERCEPTIONS	NO	YDS	LG	TD
Gowin	5	204	40.8	0	0	46	None				
Total	5	204	40.8	0	0	46					

PUNT RETURNS	NO	FC	YDS	LG	TD		PUNT RETURNS	NO	YDS	AVG	TB	I20	LG	
Morton	1	0	6	6	0		Feagles	3	123	41.0	0	1	56	
[DOWNED]	1	0	0	0	0		Total	3	123	41.0	0	1	56	
[OUT OF BOUNDS]	1	0	0	0	0									
Returns	1	0	6	6	0									

KICKOFF RETURNS	NO	FC	YDS	LG	TD		PUNT RETURNS	NO	FC	YDS	LG	TD	
Morton	5	0	125	32	0		Canty	4	1	21	8	0	
Returns	5	0	125	32	0		Returns	4	1	21	8	0	

OWN							OPP						
FUMBLES	FUM	REC	YDS	TD	FCD	REC	YDS	TD	BDS				
Blake	1	1	0	0	0	0	0	0	0				
Total	1	1	0	0	1	0	0	0	0				

OWN							OPP						
FUMBLES	FUM	REC	YDS	TD	FCD	REC	YDS	TD	BDS				
J. Williams	0	0	0	0	1	0	0	0	0				
Ruff	0	0	0	0	0	1	0	0	0				
Jenkins	1	1	0	0	0	0	0	0	0				
Leaf	1	0	0	0	0	0	0	0	0				
Gaylor	0	1	13	0	0	0	0	0	0				
Total	2	2	13	0	1	1	0	0	0				



2000 GAME-BY-GAME REVIEW

Game #4: Philadelphia 21, Saints 7 Louisiana Superdome; New Orleans, La. (Sept. 24, 2000)

Philadelphia rallied from an early 7-point deficit to beat the Saints, 21-7 in front of a soldout Superdome. After a muffed punt return that was recovered by the Saints' **Chris Oldham**, **Jeff Blake** ran around right end for a 10-yard TD & a 7-0 lead with 7:44 left in the 1st quarter. The lead held up until the 2nd quarter when the Eagles drove 88 yards in 10 plays, capped off by a 16-yard TD pass from **Donovan McNabb** to **Chad Lewis** to tie the game with 13:15 left in the 1st half. On the Saints next possession, **Ricky Williams** fumbled at the Saint 21. McNabb immediately took advantage as he hit **Charles Johnson** with a 21-yard TD strike & a 14-7 lead with 12:55 to go. The Eagles put their final points on the board when **Brian Mitchell** took a **Toby Gowin** punt and raced 72 yards for a TD with 4:02 left in the 3rd quarter. McNabb finished the game 20-of-32 for 222 yards and 2 TD. Williams reached the 100-yard mark for the 2nd straight game & 4th time in his career as he had 103 yards on 20 carries.

Philadelphia Eagles (2-2)	0	14	7	0	21
New Orleans Saints (1-3)	7	0	0	0	7
Team Q Time Play Description (Extra Point) (Drive Info) V-H					
NOS 1 7:44 Blake 10 yd. run (Brien kick) (4-20, 1:45)	0-7				
PE 2 13:15 Lewis 16 yd. pass from McNabb (Akers kick) (10-88, 4:48)	7-7				
PE 2 12:55 Johnson 21 yd. pass from McNabb (Akers kick) (1-21, 0:05)	7-14				
PE 3 4:02 Mitchell 72 yd. punt return (Akers kick)	7-21				
Field Goals (made) and missed					
NOS: None	PE: None				
Paid Attendance: 64,900 (sellout)	Time: 3:00				
Weather: Indoors					

SAINTS NOTES:

* WR **Joe Horn** had 5 receptions for 34 yards against the Eagles, which maintained his NFL-leading reception total with 28 for 276 yards & 2 TD. Horn needs just 8 more receptions to break his season high of 35, set with Kansas City in 1999.
* RB **Ricky Williams** had a career-high 7 catches against the Eagles. His previous high mark was 5 for 35 yards at Seattle on Sept. 17.
* The Saints & Eagles did not attempt a field goal in the game which marked the 1st NFL game without a FG attempt since 9/26/99, when St. Louis beat Atlanta, 35-7 ... the week before (9/19), the Saints & San Francisco played an FG attempt-free game which the 49ers won, 28-21
* The Saints were -3 in turnover margin. They gave up the ball 10 times (5 INT & 5 fumbles) & took 7 away (4 INT & 3 fumbles).

TEAM STATISTICS	PHIL	N.O.
TOTAL 1ST DOWNS	14	17
By Rushing	3	7
By Passing	11	8
By Penalty	0	2
3D: M - A - PCT.	7-15-47%	4-15-27%
4D: M - A - PCT.	0-1-0%	0-3-0%
TOTAL NET YARDS	268	287
Total Plays	60	68
Avg. Per Play	4.5	4.2
NET YARDS RUSHING	67	146
Total Rushes	25	25
Avg. Per Play	2.7	5.8
Tackles For Loss-Yds.	3-10	2-3
NET YARDS PASSING	201	141
Sacked-Yds. Lost	3-21	5-22
Gross Yards	222	163
PASSING: A-C-I	32-20-0	38-18-2
Avg. Per Play	5.7	3.3
KICKOFFS: # - EZ - TB	4-0-0	2-1-0
PUNTS: # - Avg.	7-41.7	7-38.9
Had Blocked	0	0
FGs - PATs Had Bkld.	0-0	0-0
Net Punting Average	37.6	25.7
TOTAL RET. YARDAGE	89	9
# - Yds. Punt Ret.	2-72	3-9
# - Yds. Kickoff Ret.	2-53	4-68
# - Yds. Int. Ret.	2-17	0-0
PENALTIES: # - Yds.	10-64	5-40
FUMBLES: # - Lost	3-2	2-2
TOUCHDOWNS	3	1
Rushing	0	1
Passing	2	0
Returns	1	0
EXTRA POINTS: M-A	3-3	1-1
Kicking: M-A	3-3	1-1
FIELD GOALS: M-A	0-0	0-0
SAFETIES	0	0
FINAL SCORE	21	7
TIME OF POSS.	29:21	30:39

GAME 4 VS. PHILADELPHIA



Philadelphia Eagles							New Orleans Saints									
RUSHING							RUSHING									
Staley	18	44	2.4	12	0		R. Williams	20	103	5.2	22	0				
McNabb	7	23	3.3	8	0		Blake	4	38	9.5	12	1				
Total	25	67	2.7	12	0		Horn	1	5	5.0	5	0				
							Total	25	146	5.8	22	1				
PASSING							PASSING									
McNabb	32	20	222	3/21	2	30	0	Blake	38	18	163	5/22	0	22	2	
Total	32	20	222	3/21	2	30	0	Total	38	18	163	5/22	0	22	2	
RECEIVING							RECEIVING									
Small	5	74	14.8	30	0		R. Williams	7	52	7.4	21	0				
Lewis	3	43	8.6	16t	1		Reed	5	67	13.4	22	0				
Johnson	3	48	16.0	21t	1		Horn	3	29	9.7	17	0				
Staley	3	16	5.3	9	0		Smith	2	7	3.5	6	0				
Broughton	2	22	11.0	21	0		Jackson	1	8	8.0	8	0				
Pinkston	1	11	11.0	11	0		Total	18	163	9.1	22	0				
Brown	1	8	8.0	8	0											
Total	20	222	11.1	30	2											
INTERCEPTIONS							INTERCEPTIONS									
Vincent	2	17	17	0			None									
Total	2	17	17	0												
PUNTING							PUNTING									
Landeta	7	292	41.7	1	1	52	Gowin	7	272	38.9	1	4	52			
Total	7	292	41.7	1	1	52	Total	7	252	38.9	1	4	52			
PUNT RETURNS							PUNT RETURNS									
Mitchell	1	3	72	72t	1		Morton	3	3	9	11	0				
Bostic	1	0	0	0	0		[TOUCHBACK]	1	0	0	0	0				
[OUT OF BOUNDS]	1	0	0	0	0		Returns	3	3	9	11	0				
[TOUCHBACK]	1	0	0	0	0											
Returns	2	3	72	72t	1											
KICKOFF RETURNS							KICKOFF RETURNS									
Mitchell	2	0	53	31	0		Morton	4	0	68	19	0				
Returns	2	0	53	31	0		Returns	4	0	68	19	0				
FUMBLES							FUMBLES									
	OWN	FUM	REC	YDS	TD	BDS		OWN	FUM	REC	YDS	TD	BDS			
Bostic	1	0	0	0	0	0	Oldham	0	0	0	0	0	1	0	0	
Thomas	0	0	0	0	2	0	R. Williams	2	0	0	0	0	0	0	0	
Vincent	0	0	0	0	0	0	Hand	0	0	0	0	1	0	0	0	
Emmons	0	0	0	0	1	2	Clarke	0	0	0	0	0	1	0	0	
Staley	2	1	0	0	0	0	Total	2	0	0	0	1	2	1	0	0
Total	3	1	0	0	2	2										



2000 GAME-BY-GAME REVIEW

Game #5: Saints 31, Chicago 10 Soldier Field; Chicago, Ill. (Oct. 8, 2000)

The Saints, behind **Jeff Blake**, **Ricky Williams** and the top-ranked defense in the NFL, beat the Bears, 31-10 at a soldout Soldier Field. Early in the 1st quarter, **Mike Brown** picked off a Blake pass & raced 35 yards for a TD & a 7-0 Bears lead. In the 2nd quarter, Blake finished off a 14-play, 80-yard drive with a 4-yard TD pass to **Joe Horn**. On New Orleans' next possession, Blake took the Saints 84 yards in 8 plays and found Horn again, this time on a 47-yard TD pass with 6:48 left in the 1st half. **Doug Brien** hit a 44-yard FG with 1:52 to go as the Saints led, 17-7 at halftime. In the 3rd quarter, Williams scored from 2 yards out with 2:21 left, his 1st rushing TD of the season. After **Paul Edinger** kicked a 38-yard FG with 13:23 to go in the game for the Bears, Blake threw his 3rd TD pass (100th career TD pass), a 29-yard strike to **Andrew Glover** with 7:51 to play for the final margin. Williams tied a club record with his 3rd straight 100-yard rushing game (128 yards on 30 carries). Blake finished the game 18-of-25 for 232 yards, 3 TD & a 123.7 passer rating. Blake also rushed for 66 yards on 12 carries to break both the 16,000-yard passing & 1,600-

yard rushing career barriers. Chicago QB **Cade McNown** was under pressure all game as the Saints sacked him 5 times (3 by **La'Roi Glover**) & held the Bears to 245 total yards.

SAINTS NOTES:

* The Saints defense still maintained the league lead in total defense, surrendering only 236 average yards per game (87.0-rush & 149.6-pass). The Saints are the league leaders in defending the pass & have risen in the league rankings to the #6 position in the NFL in defending the run.
* Prior to the last offensive drive by the Bears, which resulted in 82 yards against Saints non-starters, the New Orleans defense had held the Bears total offensive output to 163 total net yards. At that point, **Ricky Williams** had outgained the entire Bears offense with 185 all-purpose yards (128-rushing & 57 receiving).
* **Ricky Williams**' 672 total yards from scrimmage (472-rushing, 200 passing) represented 44% of the Saints offensive output after 5 games. His 128 yards against the Bears was his best rushing output and his 30 attempts marked his most in 2000 to date. His 2-yard rushing TD against the Bears was the 1st

non-QB rushing TD by a Saint since 11/21/99 at Jacksonville.
* The Saints & Bears did not fumble in the game. It was the 1st time this season that the Saints had not fumbled.

New Orleans Saints (2-3)	0	17	7	7	31
Chicago Bears (1-4)	7	0	0	3	10
Team Q Time Play Description (Extra Point) (Drive Info)					
CB 1 10:41	Brown 35 yd. interception return (Edinger kick)				0-7
NOS 2 13:26	Horn 4 yd. pass from Blake (Brien kick) (14-80, 6:51)				7-7
NOS 2 6:48	Horn 47 yd. pass from Blake (Brien kick) (8-84, 4:24)				14-7
NOS 2 1:52	Brien 44 yd. FG (8-27, 3:46)				17-7
NOS 3 2:21	R. Williams 2 yd. run (Brien kick) (9-76, 4:27)				24-7
CB 4 13:23	Edinger 38 yd. FG (9-59, 3:58)				24-10
NOS 4 7:51	Glover 29 yd. pass from Blake (Brien kick) (11-90, 5:32)				31-10

Field Goals (made) and missed

NOS: Brien (44) CB: Edinger 30RU,(38)
Paid Attendance: 66,944 (sellout) Time: 3:06
Weather: Partly Sunny, 47 degrees, Humidity: 45%, Wind: NW, 16 mph

TEAM STATISTICS	N.O.	CHI
TOTAL 1ST DOWNS	24	13
By Rushing	14	4
By Passing	9	7
By Penalty	1	2
3D: M - A - PCT.	5-15-33%	2-13-15%
4D: M - A - PCT.	2-2-100%	0-2-0%
TOTAL NET YARDS	403	245
Total Plays	76	57
Avg. Per Play	5.3	4.3
Tackles For Loss-Yds.	6-13	0-0
NET YARDS PASSING	217	173
Sacked-Yds. Lost	2-15	5-29
Gross Yards	232	202
PASSING: A-C-I	25-18-1	37-18-3
Avg. Per Play	8.0	4.1
KICKOFFS: # - EZ - TB	6-2-0	3-1-0
PUNTS: # - Avg.	6-34.7	5-38.2
Had Blocked	0	0
FGs - PATs Had Blkd.	0-0	0-0
Net Punting Average	29.2	33.2
TOTAL RET. YARDAGE	40	68
# - Yds. Punt Ret.	3-25	3-33
# - Yds. Kickoff Ret.	3-69	6-169
# - Yds. Int. Ret.	3-15	1-35
PENALTIES: # - Yds.	10-149	5-45
FUMBLES: # - Lost	0-0	0-0
TOUCHDOWNS	4	1
Rushing	1	0
Passing	3	0
Returns	0	1
EXTRA POINTS: M-A	4-4	1-1
Kicking: M-A	4-4	1-1
FIELD GOALS: M-A	1-1	1-2
SAFETIES	0	0
FINAL SCORE	31	10
TIME OF POSSESSION	38:28	21:32

GAME 5 AT CHICAGO



New Orleans Saints								Chicago Bears									
RUSHING	ATT	YDS	AVG	LG	TD			RUSHING	ATT	YDS	AVG	LG	TD				
R. Williams	30	128	4.3	15	1			McNown	5	48	9.6	25	0				
Blake	12	66	5.5	16	0			Allen	10	24	2.4	7	0				
Brooks	3	-2	-0.7	1	0			Total	15	72	4.8	25	0				
Morton	3	-3	-1.0	2	0												
Horn	1	-3	-3.0	-3	0			PASSING	ATT	CMP	YDS	SK/YD	TD	LG	IN		
Total	49	186	3.8	16	1			McNown	37	18	202	5/29	0	27	3		
								Total	37	18	202	5/29	0	27	3		
PASSING	ATT	CMP	YDS	SK/YD	TD	LG	IN										
Blake	25	18	232	2/15	3	47t	1	RECEIVING		NO	YDS	AVG	LG	TD			
Total	25	18	232	2/15	3	47t	1	Kennison	8	89	11.1	21	0				
								Booker	3	44	14.7	20	0				
RECEIVING		NO	YDS	AVG	LG	TD		Brooks	2	33	16.5	27	0				
Horn	4	78	19.5	47t	2			Bates	2	18	9.0	18	0				
R. Williams	4	57	14.3	18	0			Sinceno	2	16	8.0	8	0				
Poole	4	30	7.5	15	0			Allred	1	2	2.0	2	0				
Smith	3	18	6.0	7	0			Total	18	202	11.2	27	0				
Glover	1	29	29.0	29t	1												
Jackson	1	14	14.0	14	0			INTERCEPTIONS		NO	YDS	LG	TD				
Reed	1	6	6.0	6	0			Brown	1	35	35t	1					
Total	18	232	12.9	47t	3			Total	1	35	35t	1					
INTERCEPTIONS		NO	YDS	LG	TD			PUNTING	NO	YDS	AVG	TB	I20	LG			
Smith	1	15	15	0				Bartholomew	5	191	38.2	0	2	42			
Oldham	1	0	0	0				Total	5	191	38.2	0	2	42			
Knight	1	0	0	0													
Total	3	15	15	0				PUNT RETURNS	NO	FC	YDS	LG	TD				
								Milburn	3	1	33	25	0				
PUNTING	NO	YDS	AVG	TB	I20	LG		[DOWNED]	1	0	0	0	0				
Gowin	6	208	34.7	0	1	47		[OUT OF BOUNDS]	1	0	0	0	0				
Total	6	208	34.7	0	1	47		Returns	3	1	33	25	0				
PUNT RETURNS	NO	FC	YDS	LG	TD			KICKOFF RETURNS	NO	FC	YDS	LG	TD				
Morton	3	1	25	11	0			Milburn	6	0	169	38	0				
[DOWNED]	1	0	0	0	0			Returns	6	0	169	38	0				
Returns	3	1	25	11	0												
KICKOFF RETURNS	NO	FC	YDS	LG	TD			OWN				OPP				OUT	
Morton	3	0	69	30	0			FUMBLES	FUM	REC	YDS	TD	FCD	REC	YDS	TD	BDS
Returns	3	0	69	30	0			None									
OWN		OPP		OUT													
FUMBLES	FUM	REC	YDS	TD	FCD	REC	YDS	TD	BDS								
None																	

OWN	OPP	OUT
FUMBLES	FUM REC YDS TD	FCD REC YDS TD BDS
None		



2000 GAME-BY-GAME REVIEW

Game #6: Saints 24, Carolina 6 Louisiana Superdome, New Orleans, La. (Oct. 15, 2000)

The Saints, thanks to a club-record 4th straight 100-yard rushing game by **Ricky Williams** & 8 sacks by the top-ranked New Orleans defense, beat NFC West rival Carolina, 24-6 in the Superdome. After Carolina fumbled on the opening kickoff, the Saints could not capitalize as QB **Jeff Blake** fumbled at the Carolina 32. After a Panther punt, the Saints got to the Carolina 3, but Blake fumbled again & Carolina recovered. The New Orleans offense finally got in gear and put together a 9-play, 58-yard drive, capped off by Williams' 1st career rushing TD in the Superdome, a 2-yard carry for a 7-0 lead with 14:13 left in the 2nd quarter. The Panthers cut the lead to 7-3 on a **Joe Nedney** 52-yard FG with 4:18 left in the half. The Saints then marched 74 yards in 10 plays & 4:05 for a **Doug Brien** 29-yard FG with 0:13 to go. The Panthers picked up the squib kick & Nedney kicked a 46-yard FG as time expired in the half as the Saints led, 10-6. After a scoreless 3rd quarter, New Orleans faced a 4th-and-1 at the Saint 35. In punt formation, **Fred McAfee** took the snap on the fake & raced 40 yards to the Carolina 25. Williams then finished off the drive with a 1-

yard TD rush & a 17-6 advantage 5:16 left. After a series that saw Panther QB **Steve Beuerlein** sacked twice, the Saints took over & took 3 plays to score again, this time on a 29-yard pass from Blake to **Joe Horn** with 3:10 remaining for the final score. Williams finished with 144 yards rushing, 35 yards receiving & 34 yards passing (on a option pass to **Keith Poole**). The Saints defense held the Panthers to 10 yards rushing (3rd-lowest mark in N.O. history) & 141 total yards. The 8 sacks (3 by **La'Roi Glover** & 2 by **Darren Howard**) tied for 2nd-most in Saints history. Beuerlein finished 15-of-28 passing for 172 yards for the Panthers while Blake was 11-of-23 for 161 yards & 1 TD.

SAINTS NOTES:

* **Ricky Williams** had a 120.5 yard per game average during his record streak ... the 4 100-yard games on the season were 2 shy of tying for 2nd on the single season list (6 by **Reuben Mayes** in 1986) ... his final rush of the game in the 4th quarter brought him to 1,500 as a pro ... he moved to 11th on the Saints career rushing list ... his 4 100-yard games were the most by a player in the NFL

at that point in 2000.

* **Fred McAfee's** 40-run on the fake punt was the longest rush by a Saint to that point in 2000 & the longest by any New Orleans player since **Mario Bates** had a 49-yard TD rush at Chicago on 10/5/97.

* **La'Roi Glover's** 3 sacks gave him 9 on the season (tied for 2nd in the NFC) ... Glover's career total of 34 sacks, put him 3 away for a tie for 10th on the Saints career list & 2 shy of a career season high.

* Rookie **Darren Howard's** 2 sacks gave him 6 (leading rookie in the NFL) for the year ... he was 3 shy of tying the New Orleans rookie record set by **Renaldo Turnbull** in 1990.

* The Saints' 8 sacks gave them 27, 1 off the NFL lead by Tampa Bay.

* The Saint defense had not allowed an offensive TD in 10 quarters, dating back to a 21-yard TD pass from Philadelphia's **Donovan McNabb** to **Charles Johnson** on 9/24.

TEAM STATISTICS	CAR	N.O.
TOTAL 1ST DOWNS	8	21
By Rushing	0	13
By Passing	7	7
By Penalty	1	1
3D: M - A - PCT.	3-14-21%	8-16-50%
4D: M - A - PCT.	0-1-0%	1-1-100%
TOTAL NET YARDS	141	397
Total Plays	51	72
Avg. Per Play	2.8	5.5
NET YARDS RUSHING	10	215
Total Rushes	12	47
Avg. Per Play	0.8	4.6
Tackles For Loss-Yds.	4-7	4-6
NET YARDS PASSING	131	182
Sacked-Yds. Lost	8-41	1-13
Gross Yards	172	195
PASSING: A-C-I	31-15-1	24-12-0
Avg. Per Play	3.4	7.3
KICKOFFS: # - EZ - TB	2-2-0	5-1-0
PUNTS # - Avg.	9-33.2	5-37.2
Had Blocked	0	0
FGs - PATs Had Blkd.	0-0	1-0
Net Punting Average	30.2	34.8
TOTAL RET. YARDAGE	12	27
# - Yds. Punt Ret.	1-12	4-27
# - Yds. Kickoff Ret.	5-95	2-40
# - Yds. Int. Ret.	0-0	1-0
PENALTIES: # - Yds.	7-45	8-58
FUMBLES # - Lost	1-1	4-3
TOUCHDOWNS	0	3
Rushing	0	2
Passing	0	1
EXTRA POINTS: M-A	0-0	3-3
Kicking: M-A	0-0	3-3
FIELD GOALS: M-A	2-2	1-2
SAFETIES	0	0
FINAL SCORE	6	24
TIME OF POSS.	24:02	35:58

Carolina Panthers (2-4)	0	6	0	0	6
New Orleans Saints (3-3)	0	10	0	14	24
Team Q Time Play Description (Extra Point) (Drive Info)					V-H
NOS 2 14:13 R. Williams 2 yd. run (Brien kick) (9-58, 3:53)					0-7
CP 2 4:18 Nedney 52 yd. FG (6-14, 2:33)					3-7
NOS 2 0:13 Brien 29 yd. FG (11-69, 4:05)					3-10
CP 2 0:00 Nedney 46 yd. FG (2-24, 0:13)					6-10
NOS 4 5:16 R. Williams 1 yd. run (Brien kick) (10-74, 4:34)					6-17
NOS 4 3:10 Horn 29 yd. pass from Blake (Brien kick) (3-31, 1:00)					6-24

Field Goals (made) and missed

CP: Nedney (52),(46) NOS: Brien 51B,(29)
Paid Attendance: 50,015 Time: 3:06
Weather: Indoors

GAME 6 VS. CAROLINA



Carolina Panthers											New Orleans Saints																
RUSHING						RUSHING						RUSHING						RUSHING									
	ATT	YDS	AVG	LG	TD		ATT	YDS	AVG	LG	TD		ATT	YDS	AVG	LG	TD		ATT	YDS	AVG	LG	TD				
Biakabutuka	10	5	0.5	4	0	R. Williams	38	144	3.8	18	2	Blake	4	9	2.3	4	0	McAfee	1	40	40.0	40	0				
Floyd	1	3	3.0	3	0	McAfee	4	22	5.5	8	0	T. Smith	4	22	5.5	8	0	T. Smith	4	22	5.5	8	0				
Beuerlein	1	2	2.0	2	0	Blake	4	9	2.3	4	0	Blake	4	9	2.3	4	0	Blake	4	9	2.3	4	0				
Total	12	10	0.8	4	0	Total	47	215	4.6	40	2	Total	47	215	4.6	40	2	Total	47	215	4.6	40	2				
PASSING						PASSING						PASSING						PASSING									
	ATT	CMP	YDS	SK/YD	TD	LG	IN		ATT	CMP	YDS	SK/YD	TD	LG	IN		ATT	CMP	YDS	SK/YD	TD	LG	IN				
Beuerlein	28	15	172	6/29	0	27	1	Blake	23	11	161	1/13	1	35	0	R. Williams	1	1	34	0/0	0	34	0				
Lewis	3	0	0	2/12	0	0	0	R. Williams	1	1	34	0/0	0	34	0	Total	24	12	195	1/13	1	35	0				
Total	31	15	172	8/41	0	27	1	Total	24	12	195	1/13	1	35	0												
RECEIVING						RECEIVING						RECEIVING						RECEIVING									
	NO	YDS	AVG	LG	TD		NO	YDS	AVG	LG	TD		NO	YDS	AVG	LG	TD		NO	YDS	AVG	LG	TD				
Hayes	5	67	13.4	24	0	Horn	5	97	19.4	35	1	Hayes	5	67	13.4	24	0	Horn	5	97	19.4	35	1				
Walls	4	53	13.3	27	0	R. Williams	3	35	11.7	19	0	Walls	4	53	13.3	27	0	R. Williams	3	35	11.7	19	0				
Muhammad	2	27	13.5	19	0	Glover	2	29	14.5	20	0	Muhammad	2	27	13.5	19	0	Glover	2	29	14.5	20	0				
Floyd	2	12	6.0	10	0	Poole	1	34	34.0	34	0	Floyd	2	12	6.0	10	0	Poole	1	34	34.0	34	0				
Kinchen	1	7	7.0	7	0	Morton	1	0	0.0	0	0	Kinchen	1	7	7.0	7	0	Morton	1	0	0.0	0	0				
Biakabutuka	1	6	6.0	6	0	Total	12	195	16.3	35	1	Biakabutuka	1	6	6.0	6	0	Total	12	195	16.3	35	1				
Total	15	172	11.5	27	0							Total	15	172	11.5	27	0										
INTERCEPTIONS						INTERCEPTIONS						INTERCEPTIONS						INTERCEPTIONS									
	NO	YDS	LG	TD			NO	YDS	LG	TD			NO	YDS	LG	TD		NO	YDS	LG	TD						
None						Mathis	1	0	0	0	None						Mathis	1	0	0	0						
Total	1	0	0	0		Total	1	0	0	0	Total	1	0	0	0		Total	1	0	0	0						
PUNTING						PUNTING						PUNTING						PUNTING									
	NO	YDS	AVG	TB	I20	LG		NO	YDS	AVG	TB	I20	LG		NO	YDS	AVG	TB	I20	LG		NO	YDS	AVG	TB	I20	LG
Walter	9	299	33.2	0	1	41	Gowin	5	186	37.2	0	2	49	Walter	9	299	33.2	0	1	41	Gowin	5	186	37.2	0	2	49
Total	9	299	33.2	0	1	41	Total	5	186	37.2	0	2	49	Total	9	299	33.2	0	1	41	Total	5	186	37.2	0	2	49
PUNT RETURNS						PUNT RETURNS						PUNT RETURNS						PUNT RETURNS									
	NO	FC	YDS	LG	TD		NO	FC	YDS	LG	TD		NO	FC	YDS	LG	TD		NO	FC	YDS	LG	TD				
Uwaezuoke	1	3	12	12	0	Morton	4	5	27	12	0	Uwaezuoke	1	3	12	12	0	Morton	4	5	27	12	0				
[DOWNED]	1	0	0	0	0	Returns	4	5	27	12	0	[DOWNED]	1	0	0	0	0	Returns	4	5	27	12	0				
Returns	1	3	12	12	0							Returns	1	3	12	12	0										
KICKOFF RETURNS						KICKOFF RETURNS						KICKOFF RETURNS						KICKOFF RETURNS									
	NO	FC	YDS	LG	TD		NO	FC	YDS	LG	TD		NO	FC	YDS	LG	TD		NO	FC	YDS	LG	TD				
Bates	4	0	94	39	0	Bates	4	0	94	39	0	Bates	4	0	94	39	0	Bates	4	0	94	39	0				
Green	1	0	1	1	0	Green	1	0	1	1	0	Green	1	0	1	1	0	Green	1	0	1	1	0				
Returns	5	0	95	39	0	Returns	5	0	95	39	0	Returns	5	0	95	39	0	Returns	5	0	95	39	0				

FUMBLES	OWN				OPP				OUT BDS	FUMBLES	OWN				OPP				OUT BDS
	FUM	REC	YDS	TD	FCD	REC	YDS	TD			FUM	REC	YDS	TD	FCD	REC	YDS	TD	
Bates	1	0	0	0	0	0	0	0	0	Thomas	0	0	0	0	1	0	0	0	0
J. Williams	0	0	0	0	1	0	0	0	0	McAfee	0	0	0	0	0	1	0	0	0
Minter	0	0	0	0	0	1	0	0	0	Blake	3	0	-1	0	0	0	0	0	0
Morabito	0	0	0	0	0	1	0	0	0	Morton	1	0	0	0	0	0	0	0	0
Hoover	0	0	0	0	0	1	0	0	0	W. Williams	0	1	0	0	0	0	0	0	0
Hitchcock	0	0	0	0	1	0	0	0	0	Total	4	1	-1	0	1	1	0	0	0
Total	1	0	0	0	2	3	0	0	0										



2000 GAME-BY-GAME REVIEW

Game #7: Saints 21, Atlanta 19 Georgia Dome; Atlanta, Ga. (Oct. 22, 2000)

New Orleans ran its win streak to 3 straight & broke a 5-year, 10-game losing streak to Atlanta as the Saints beat the Falcons, 21-19 in the Georgia Dome. **Ricky Williams** had another huge game as he rushed for a season-high 156 yards (his 5th straight 100-yard game) & a career-high 3 TDs to lead the way. The Falcons opened the scoring when **Morten Andersen** kicked a 50-yard FG with 11:20 to go in the 1st quarter. The Saints took the kickoff & went 13 plays & 80 yards in 7:00 to take a 7-3 lead on a Williams 12-yard TD run. In the 2nd quarter, Saints QB Jeff Blake was intercepted by **Ronnie Bradford** which led to a 44-yard FG by Andersen 4 plays later. Atlanta took a 13-7 lead into halftime courtesy of a 52-yard scoring strike from QB **Chris Chandler** to **Tim Dwight** with 1:22 left in the quarter. **Chad Morton's** 13-yard punt return in the 3rd quarter set up the next Saints score as Williams went around left end for a 26-yard TD run 2 plays later, his longest rush as a pro, with 5:45 to go & a 14-13 advantage. In the final quarter, the Saints got the ball at their 8 & put together the longest scoring drive of the season so far, a 15-play, 92-yard

march that took 8:24 & ended on Williams' 3rd TD, a 1-yard plunge with 4:10 to go for a 21-13 lead. The Falcons came right back as Chandler found **Terance Mathis** for a 33-yard TD pass with 2:58 left to cut the Saints lead to 21-19. On the 2-point conversion, SS **Sammy Knight** knocked away Chandler's pass intended for TE **Reggie Kelly** & preserved the Saint lead. Atlanta then elected to kick away & the Saints used a pair of Blake passes for 1st downs to seal the victory. Blake was 19-of-31 for 209 yards while Chandler was 15-of-20 for 240 yards & 2 TD. The Saint defense posted 6 sacks on the game as LB **Mark Fields** led the Saints with 2.

SAINTS NOTES:

* The 10-game losing streak to the Falcons that was stopped in the victory was the longest to any team at any time in the 34-year history of the Saints.

* The 3-game win streak was the longest for the Saints since a 3-0 start to the 1998 season & tied for the longest club win streak since 1994 (1995, 1998 & 2000).

* **Ricky Williams** extended his club-record streak of 100-yard games to 5

with his 156-yard effort over the Falcons. The total was the 16th-best single game rushing total in New Orleans history & the 5 100-yard games were the most in the NFL to date. His 3 rushing TDs tied a Saints single game record (6 times previous - last done by **Mario Bates** at the L.A. Rams on 12/4/94).

* The New Orleans defense totalled 6 sacks of Atlanta QB **Chris Chandler** to push their season total to 33 (19 in the last 3 games), 2 behind NFL leader Tampa Bay (35). DT **La'Roi Glover** posted a single sack to tie his career season high of 10.

* The Saints offense finished 2 yards shy of a season-high in total yards as they had 402 on the day. The Saints averaged 400.7 yards per game over the last 3 games after averaging 281.3 yards per game in the 1st 4 contests.

TEAM STATISTICS	N.O.	ATL
TOTAL 1ST DOWNS	25	13
By Rushing	12	3
By Passing	13	10
By Penalty	0	0
3D: M - A - PCT.	8-13-62%	1-8-13%
4D: M - A - PCT.	0-1-0%	0-0-0%
TOTAL NET YARDS	402	278
Total Plays	70	43
Avg. Per Play	5.7	6.5
NET YARDS RUSHING	196	75
Total Rushes	38	17
Avg. Per Play	5.2	4.4
Tackles For Loss-Yds.	1-3	1-4
NET YARDS PASSING	202	203
Sacked-Yds. Lost	2-7	6-37
Gross Yards	209	240
PASSING: A-C-I	31-19-1	20-15-0
Avg. Per Play	6.4	7.8
KICKOFFS: # - EZ - TB	4-3-0	5-3-1
PUNTS: # - Avg.	3-39.7	4-44.0
Had Blocked	0	0
FGs - PATs Had Blkd.	0-0	1-0
Net Punting Average	39.7	40.8
TOTAL RET. YARDAGE	13	13
# - Yds. Punt Ret.	1-13	0-0
# - Yds. Kickoff Ret.	4-78	4-95
# - Yds. Int. Ret.	0-0	1-13
PENALTIES: # - Yds.	6-45	7-48
FUMBLES: # - Lost	0-0	0-0
TOUCHDOWNS	3	2
Rushing	3	0
Passing	0	2
EXTRA POINTS: M-A	3-3	1-2
Kicking: M-A	3-3	1-1
Passing: M-A	0-0	0-1
FIELD GOALS: M-A	0-0	2-3
SAFETIES	0	0
FINAL SCORE	21	19
TIME OF POSS.	33:52	26:08

New Orleans Saints (4-3)		7	0	7	7	21
Atlanta Falcons (2-6)		3	10	0	6	19
Team	Q	Time	Play Description (Extra Point) (Drive Info)			V-H
AF	1	11:20	Andersen 50 yd. FG (7-34, 3:30)			0-3
NOS	1	4:20	R. Williams 12 yd. run (Brien kick) (13-80, 7:00)			7-3
AF	2	5:32	Andersen 44 yd. FG (4-6, 1:21)			7-6
AF	2	1:22	Dwight 52 yd. pass from Chandler (Andersen kick) (4-85, 1:48) 7-13			
NOS	3	5:45	R. Williams 26 yd. run (Brien kick) (3-37, 1:19)			14-13
NOS	4	4:10	R. Williams 1 yd. run (Brien kick) (15-92, 8:24)			21-13
AF	4	2:58	Mathis 33 yd. pass from Chandler (pass failed) (3-69, 1:12)			21-19
Field Goals (made) and missed						
NOS: None			AF: Andersen (50),33WR,(44)			
Paid Attendance: 56,508			Time: 2:55			
Weather: Indoors						

GAME 7 AT ATLANTA



New Orleans Saints							Atlanta Falcons									
RUSHING	ATT	YDS	AVG	LG	TD		RUSHING	ATT	YDS	AVG	LG	TD				
R. Williams	29	156	5.4	26t	3		Anderson	17	75	4.4	15	0				
Blake	6	26	4.3	12	0		Total	17	75	4.4	15	0				
Smith	3	14	4.7	8	0											
Total	38	196	5.2	26t	3											
PASSING	ATT	CMP	YDS	SK/YD	TD	LG	IN	PASSING	ATT	CMP	YDS	SK/YD	TD	LG	IN	
Blake	31	19	209	1/3	0	30	1	Chandler	20	15	240	6/37	2	52t	0	
Total	31	19	209	1/3	0	30	1	Total	20	15	240	6/37	2	52t	0	
RECEIVING	NO	YDS	AVG	LG	TD			RECEIVING	NO	YDS	AVG	LG	TD			
Horn	4	54	13.5	23	0			Dwight	3	85	28.3	52t	1			
R. Williams	4	37	9.3	13	0			Mathis	3	55	18.3	33t	1			
Poole	4	35	8.8	13	0			Christian	3	24	8.0	14	0			
Jackson	3	47	15.7	30	0			Jefferson	2	37	18.5	27	0			
Hall	2	20	10.0	13	0			Kelly	2	22	11.0	11	0			
Smith	2	16	8.0	10	0			Anderson	1	15	15.0	15	0			
Total	19	209	11.0	30	0			Kozlowski	1	2	2.0	2	0			
								Total	15	240	16.0	52t	2			
INTERCEPTIONS	NO	YDS	LG	TD				INTERCEPTIONS	NO	YDS	LG	TD				
None								Bradford	1	13	13	0				
								Total	1	13	13	0				
PUNTING	NO	YDS	AVG	TB	I20	LG		PUNTING	NO	YDS	AVG	TB	I20	LG		
Gowin	3	119	39.7	0	2	42		Stryzinski	4	176	44.0	0	1	60		
Total	3	119	39.7	0	2	42		Total	4	176	44.0	0	1	60		
PUNT RETURNS	NO	FC	YDS	LG	TD			PUNT RETURNS	NO	FC	YDS	LG	TD			
Morton	1	1	13	13	0			Dwight	0	3	0	0	0			
[DOWNED]	1	0	0	0	0			Returns	0	3	0	0	0			
[OUT OF BOUNDS]	1	0	0	0	0											
Returns	1	1	13	13	0			KICKOFF RETURNS	NO	FC	YDS	LG	TD			
KICKOFF RETURNS	NO	FC	YDS	LG	TD			Vaughn	3	0	91	35	0			
Morton	4	0	78	24	0			Oliver	1	0	4	4	0			
[TOUCHBACK]	1	0	0	0	0			Returns	4	0	95	35	0			
Returns	4	0	78	24	0											
FUMBLES	OWN	OPP	OUT	OWN	FUM	REC	YDS	TD	FCD	REC	YDS	TD	BDS	OWN	OPP	OUT
None																



2000 GAME-BY-GAME REVIEW

Game #8: Saints 21, Arizona 10

Sun Devil Stadium; Tempe, Ariz. (Oct. 29, 2000)

The Saints improved their win streak to 4 as New Orleans beat the Cardinals, 21-10 in Sun Devil Stadium. **Ricky Williams** had his 5-game 100-yard game streak ended (54 yards on 21 carries), but had a career day receiving with 9 catches for 92 yards. TE **Lamont Hall** caught his 1st TD pass since high school as **Jeff Blake** found him from 1 yard away with 2:31 left in the 1st quarter for a 7-0 lead to close out a 12-play, 68-yard drive. The Cardinals came back to tie the game with 12 seconds to go in the quarter when **Jake Plummer** threw a 3-yard TD pass to **Terry Hardy**. The Cards took a 10-7 halftime lead on a Cary Blanchard 34-yard field goal with 5:23 left in quarter that capped a 13-play, 77-yard march that took 7:21. The Saints grabbed the lead for good with 5:07 to go in the 3rd quarter when LB **Keith Mitchell** deflected, juggled & then caught a Plummer pass and rambled 40 yards for the touchdown and a 14-10 advantage. The Saints took advantage of another Arizona turnover, this time a fumbled punt return by **Mac Cody** that was recovered by **Michael Hawthorne** on the Arizona 16. Two plays later, **Ricky Williams** closed

out the scoring with a 1-yard plunge with 10:32 to go in the game, his 7th rushing TD in the last 4 games. Blake finished 16-of-26 for 167 yards while Plummer was 26-for-47 for 289 yards & 2 interceptions. The Saints defense had 3 sacks as DT **La'Roi Glover** set his career season high with 12 after 2 in the game.

SAINTS NOTES:

* The 5-3 start was the best after 8 games since 1993, when the Saints were 6-2. The Saints improved their road record to 4-1 as they were 1 of 3 teams to have 4 road wins at this point of the season.

* The 4-game win streak was the longest since 1992 & tied for 6th-longest in club history.

* **Ricky Williams** career receiving day gave him 40 catches for 364 yards, which was 2nd on the team behind **Joe Horn**. His 7 TD rushes on the season was the most since **Mario Bates** had 7 in 1995.

* The New Orleans offense had its lowest total to date (247 yards), while the defense gave up the most yards (394). The defense dropped to 2nd overall in NFL total defense, which was the 1st time since Week 1 that the Saints did not have the

league's top-rated defense.

* LB **Keith Mitchell's** interception was his 4th career & his 1st for a TD. The 40-yard TD romp was the longest interception return of the season to date. S **Sammy Knight** also picked off a pass, the 15th of his career, which tied him for 8th on the Saints career list.

* Former Arizona special teams coach **Al Everest** came back to the Valley of the Sun and his group held the Cardinals to a Saints season-low 9 yards on punt returns. P **Toby Gowin** had 7 punts inside the 20 in the last 3 games (7 total in the 1st 5 games).

New Orleans Saints (5-3)	7	0	7	7	21
Arizona Cardinals (2-6)	7	3	0	0	10
Team Q Time Play Description (Extra Point) (Drive Info) V-H					
NOS 1 2:31	Hall 1 yd. pass from Blake (Brien kick) (12-68, 5:29)	7-0			
AC 1 0:12	Hardy 3 yd. pass from Plummer (Blanchard kick) (5-64, 2:19)	7-7			
AC 2 5:23	Blanchard 34 yd. FG (13-77, 7:21)	7-10			
NOS 3 5:07	Mitchell 40 yd. interception return (Brien kick)	14-10			
NOS 4 10:32	Williams 1 yd. run (Brien kick) (2-16, 0:39)	21-10			

Field Goals (made) and missed

NOS: Brien 45SH AC: Blanchard 42LU,(34),30LU
 Paid Attendance: 32,286 Time: 3:02
 Weather: Calm with scattered clouds, 70 degrees, Humidity: 49%, Wind: S, 9 mph

TEAM STATISTICS	N.O.	ARIZ
TOTAL 1ST DOWNS	17	24
By Rushing	8	8
By Passing	8	14
By Penalty	1	2
3D: M - A - PCT.	6-14-43%	10-18-56%
4D: M - A - PCT.	0-0-0%	1-1-100%
TOTAL NET YARDS	247	394
Total Plays	57	77
Avg. Per Play	4.3	5.1
NET YARDS RUSHING	89	125
Total Rushes	29	27
Avg. Per Play	3.1	4.6
Tackles For Loss-Yds.	4-7	2-5
NET YARDS PASSING	158	269
Sacked-Yds. Lost	2-9	3-20
Gross Yards	167	289
PASSING: A-C-I	26-16-1	47-26-2
Avg. Per Play	5.6	5.4
KICKOFFS: # - EZ - TB	4-1-0	3-0-0
PUNTS: # - Avg.	5-46.8	2-46.0
Had Blocked	0	0
FGs - PATs Had Blkd.	0-0	0-0
Net Punting Average	41.0	40.0
TOTAL RET. YARDAGE	52	9
# - Yds. Punt Ret.	2-12	2-9
# - Yds. Kickoff Ret.	3-57	4-97
# - Yds. Int. Ret.	0-0	1-13
PENALTIES: # - Yds.	2-40	1-0
FUMBLES: # - Lost	0-0	2-2
TOUCHDOWNS	3	1
Rushing	1	0
Passing	1	1
Interceptions	1	0
EXTRA POINTS: M-A	3-3	1-1
Kicking: M-A	3-3	1-1
FIELD GOALS: M-A	0-1	1-3
SAFETIES	0	0
FINAL SCORE	21	10
TIME OF POSS.	26:41	33:19

GAME 8 AT ARIZONA



New Orleans Saints								Arizona Cardinals											
RUSHING		ATT	YDS	AVG	LG	TD		RUSHING		ATT	YDS	AVG	LG	TD					
R. Williams		21	54	2.6	11	1		Pittman		20	86	4.3	18	0					
Blake		6	16	2.7	11	0		Jones		6	26	4.3	7	0					
Horn		1	16	16.0	16	0		Plummer		1	13	13.0	13	0					
Smith		1	3	3.0	3	0		Total		27	125	4.6	18	0					
Total		29	89	3.1	16	1													
PASSING		ATT	CMP	YDS	SK/YD	TD	LG	IN	PASSING		ATT	CMP	YDS	SK/YD	TD	LG	IN		
Blake		26	16	167	2/9	1	24	1	Plummer		47	26	289	3/20	1	40	2		
Total		26	16	167	2/9	1	24	1	Total		47	26	289	3/20	1	40	2		
RECEIVING		NO	YDS	AVG	LG	TD			RECEIVING		NO	YDS	AVG	LG	TD				
R. Williams		9	92	10.2	19	0			Hardy		7	45	6.4	12	1				
Jackson		2	19	9.5	10	0			Boston		5	49	9.8	17	0				
Horn		2	10	5.0	7	0			Pittman		3	40	13.3	24	0				
Glover		1	24	24.0	24	0			Jones		3	19	6.3	14	0				
Morton		1	21	21.0	21	0			Sanders		2	54	27.0	40	0				
Hall		1	1	11.0	11	1			Cody		2	24	12.0	17	0				
Total		16	167	10.4	24	1			Jenkins		1	31	31.0	31	0				
									Mitchell		1	18	18.0	18	0				
									Total		26	289	11.1	40	1				
INTERCEPTIONS		NO	YDS	LG	TD				INTERCEPTIONS		NO	YDS	LG	TD					
Mitchell		1	40	40t	1				Chavous		1	0	0	0					
Knight		1	0	0	0				Total		1	0	0	0					
Total		2	40	40t	1														
PUNTING		NO	YDS	AVG	TB	I20	LG		PUNTING		NO	YDS	AVG	TB	I20	LG			
Gowin		5	234	46.8	1	3	57		Player		2	92	46.0	0	1	46			
Total		5	234	46.8	1	3	57		Total		2	92	46.0	0	1	46			
PUNT RETURNS		NO	FC	YDS	LG	TD			PUNT RETURNS		NO	FC	YDS	LG	TD				
Morton		2	0	12	12	0			Cody		2	1	9	9	0				
Returns		2	0	12	12	0			[DOWNED]		1	0	0	0	0				
									[TOUCHBACK]		1	0	0	0	0				
Returns									Returns		2	1	9	9	0				
KICKOFF RETURNS		NO	FC	YDS	LG	TD			KICKOFF RETURNS		NO	FC	YDS	LG	TD				
Morton		3	0	57	27	0			Jenkins		4	0	97	33	0				
Returns		3	0	57	27	0			Returns		4	0	97	33	0				
		OWN	OPP			OUT					OWN	OPP			OUT				
FUMBLES	FUM	REC	YDS	TD	FCD	REC	YDS	TD	BDS	FUMBLES	FUM	REC	YDS	TD	FCD	REC	YDS	TD	BDS
McAfee	0	0	0	0	1	0	0	0	0	Cody	1	0	0	0	0	0	0	0	0
Hawthorne	0	0	0	0	0	1	0	0	0	Plummer	1	0	0	0	0	0	0	0	0
L. Glover	0	0	0	0	1	0	0	0	0	Total	2	0	0	0	0	0	0	0	0
Howard	0	0	0	0	0	1	0	0	0										
Total	0	0	0	0	2	2	0	0	0										



2000 GAME-BY-GAME REVIEW

Game #9: Saints 31, San Francisco 15 Louisiana Superdome; New Orleans, La. (Nov. 5, 2000)

The Saints continued their hot streak as they ran their win streak to 5 with a 31-15 victory over the 49ers in a sold-out Superdome. **Jeff Blake** threw for 288 yards, 3 TDs and a passer rating of 148.2 to lead the way. **Joe Horn** had the 3rd-best receiving day in Saints history as he had 180 yards on 10 receptions. The Saints jumped all over the 49ers as they scored on each of their 1st 5 possessions. After an interception by **Sammy Knight** in the 1st quarter, the Saints went 63 yards on 13 plays to score on a 1-yard Blake pass to **Andrew Glover** with 6:29 left. The Saints later took over on a missed 34-yard FG by **Wade Richey** to score on a 4-yard pass from Blake to **Willie Jackson** with 13:41 to go in the 1st half for a 14-0 lead. On the 3rd Saints possession, Blake found Horn for a 43-yard TD pass with 4:34 remaining in the 2nd to close out a 11-play, 80-yard drive for a 21-0 margin. New Orleans then closed out the 1st half with a 10-play, 74-yard march, finished off by a **Ricky Williams** 1-yard TD run with :09 to play & a 28-0 halftime lead. The Saints took the 2nd half kickoff and used a **Doug Brien** 44-yard FG to extend the lead to 31-0 with 12:01 to

play in the 3rd quarter. The 49ers got on the board on the ensuing drive as they scored on a **Charlie Garner** 1-yard run with 12:01 to go in the 3rd. The 49ers closed out the scoring on a 11-yard TD pass from **Jeff Garcia** to **Terry Jackson** with :07 left while Jackson ran for the 2-point conversion. Blake finished 21-of-27 passing while Garcia was 22-of-36 for 262 yards, 1 TD & 2 INT. Williams had 81 yards on 27 carries as he tied a club record (with **Dalton Hiliard**, who scored in games 7-11 of 1989) for most consecutive games with a rushing TD (5).

SAINTS NOTES:

* The Saints improved to 6-3 with the victory over the 49ers, their best mark after 9 games since 1993 (6-3).
* The current 5-game win streak was tied for the 4th-longest in Saints history (done twice before -- games 5-9 in 1992 & games 1-5 in 1993) ... the streak was the longest in the NFC & 3rd-longest in the NFL at that point.
* The Saints had a 3-0 record in NFC West play ... they were the only team in the NFC with a perfect divisional record & 1 of 2 teams (Tennessee was 5-0 in the AFC Central) with a perfect division mark.

San Francisco 49ers (2-8)	0	0	7	8	15
New Orleans Saints (6-3)	7	21	3	0	31
Team Q Time	Play Description (Extra Point) (Drive Info)				V-H
NOS 1	6:29	Glover	1 yd. pass from Blake (Brien kick) (13-63, 5:38)		0-7
NOS 2	13:41	W. Jackson	4 yd. pass from Blake (Brien kick) (9-76, 5:32)		0-14
NOS 2	4:34	Horn	43 yd. pass from Blake (Brien kick) (11-80, 6:47)		0-21
NOS 2	0:09	Williams	1 yd. run (Brien kick) (10-74, 2:46)		0-28
NOS 3	12:01	Brien	44 yd. FG (6-34, 2:59)		0-31
SF 3	7:52	Garner	1 yd. run (Richey kick) (12-56, 4:09)		7-31
SF 4	0:47	T. Jackson	11 yd. pass from Garcia (T. Jackson run) (8-71, 1:50) 15-31		

Field Goals (made) and missed

SF: Richey 34W/L	NOS: Brien (44)
Paid Attendance: 64,900 (sellout)	Time: 3:21
Weather: Indoors	

* The Jackson brothers made NFL history as the Saints' Willie & the 49ers' Terry each scored a TD ... it was the 1st time since 11/30/24 when **Dutch & Joey Sternaman** of the Chicago Bears scored in a 31-14 victory over the Milwaukee Badgers.
* Williams' rushing day gave him 907 yards on 232 carries for the season & 1,791 yards on 485 career carries ... he was 93 yards away from becoming the 6th 1,000-yard rusher (5th player) in Saints history.
* The Saints posted their 2nd game without a turnover.
* The New Orleans defense did not post a sack vs. the 49ers ... it was the 1st time this season that the Saints did not sack an opposing QB.
* S **Sammy Knight**'s interception of San Francisco QB **Jeff Garcia** in the 1st quarter was his 16th career pick, which tied him for 6th on the Saints career list & was the 2nd straight game that he had an interception.

TEAM STATISTICS	N.O.	S.F.
TOTAL 1ST DOWNS	19	25
By Rushing	4	7
By Passing	12	15
By Penalty	3	3
3D: M - A - PCT.	4-11-36%	8-15-53%
4D: M - A - PCT.	2-2-100%	2-2-100%
TOTAL NET YARDS	346	360
Total Plays	56	69
Avg. Per Play	6.2	5.2
NET YARDS RUSHING	84	111
Total Rushes	20	38
Avg. Per Play	4.2	2.9
Tackles For Loss-Yds.	2-4	3-6
NET YARDS PASSING	262	249
Sacked-Yds. Lost	0-0	4-39
Gross Yards	262	288
PASSING: A-C-I	36-22-2	27-21-0
Avg. Per Play	7.3	8.0
KICKOFFS: # - EZ - TB	3-0-0	6-2-1
PUNTS: # - Avg.	3-38.7	3-46.3
Had Blocked	0	0
FGs - PATs Had Bld.	0-0	0-0
Net Punting Average	36.7	39.3
TOTAL RET. YARDAGE	1	6
# - Yds. Punt Ret.	1-1	1-6
# - Yds. Kickoff Ret.	5-131	1-16
# - Yds. Int. Ret.	0-0	2-0
PENALTIES: # - Yds.	14-97	10-54
FUMBLES: # - Lost	1-0	0-0
TOUCHDOWNS	2	4
Rushing	1	1
Passing	1	3
EXTRA POINTS: M-A	2-2	4-4
Kicking: M-A	1-1	4-4
Rushing: M-A	1-1	0-0
FIELD GOALS: M-A	0-1	1-1
SAFETIES	0	0
FINAL SCORE	15	31
TIME OF POSS.	23:10	36:50

GAME 9 VS. SAN FRANCISCO



San Francisco 49ers								New Orleans Saints											
RUSHING		ATT	YDS	AVG	LG	TD		RUSHING		ATT	YDS	AVG	LG	TD					
Garner		13	49	3.8	11	1		R. Williams		27	81	3.0	10	1					
Garcia		4	24	6.0	18	0		Blake		6	23	3.8	12	0					
Beasley		2	11	5.5	9	0		Smith		2	6	3.0	4	0					
Jackson		1	0	0.0	0	0		Morton		1	3	3.0	3	0					
Total		20	84	4.2	18	1		Brooks		2	-2	-1.0	-1	0					
								Total		39	124	3.2	13	1					
PASSING	ATT	CMP	YDS	SK/YD	TD	LG	IN	PASSING	ATT	CMP	YDS	SK/YD	TD	LG	IN				
Garcia	36	22	262	0/0	1	47	2	Blake	27	21	288	4/39	3	43t	0				
Total	36	22	262	0/0	1	47	2	Total	27	21	288	4/39	3	43t	0				
RECEIVING		NO	YDS	AVG	LG	TD		RECEIVING		NO	YDS	AVG	LG	TD					
Owens		6	97	16.2	47	0		Horn		10	180	18.0	43t	1					
Clark		4	53	13.3	24	0		Jackson		4	34	8.5	13	1					
Stokes		4	51	12.8	23	0		Glover		3	37	12.3	21	1					
Rice		3	28	9.3	21	0		R. Williams		2	17	8.5	15	0					
Jackson		3	20	6.7	11t	1		Morton		1	14	14.0	14	0					
Streets		1	7	7.0	7	0		Hall		1	6	6.0	6	0					
Garner		1	6	6.0	6	0		Total		21	288	13.7	43t	3					
Total		22	262	11.9	47	1													
INTERCEPTIONS		NO	YDS	LG	TD			INTERCEPTIONS		NO	YDS	LG	TD						
None								Weary		1	0	0	0						
								Knight		1	0	0	0						
								Total		2	0	0	0						
PUNTING	NO	YDS	AVG	TB	I20	LG		PUNTING	NO	YDS	AVG	TB	I20	LG					
Stanley	3	116	38.7	0	0	48		Gowin	3	139	46.3	1	1	54					
Total	3	116	38.7	0	0	48		Total	3	139	46.3	1	1	54					
PUNT RETURNS		NO	FC	YDS	LG	TD		PUNT RETURNS		NO	FC	YDS	LG	TD					
Williams		1	1	1	1	0		Morton		1	2	6	6	0					
[TOUCHBACK]		1	0	0	0	0		Returns		1	2	6	6	0					
Returns		1	1	1	1	0													
KICKOFF RETURNS		NO	FC	YDS	LG	TD		KICKOFF RETURNS		NO	FC	YDS	LG	TD					
Streets		4	0	98	37	0		Morton		1	0	16	16	0					
Williams		1	0	33	33	0		[OUT OF BOUNDS]		1	0	0	0	0					
[TOUCHBACK]		1	0	0	0	0		Returns		1	0	16	16	0					
Returns		5	0	131	37	0													
OWN		OPP				OUT		OWN		OPP				OUT					
FUMBLES	FUM	REC	YDS	TD	FCD	REC	YDS	TD	BDS	FUMBLES	FUM	REC	YDS	TD	FCD	REC	YDS	TD	BDS
Owens	1	0	0	0	0	0	0	0	0	Weary	0	0	0	0	1	0	0	0	0
Jackson	0	1	0	0	0	0	0	0	0	Total	0	0	0	0	1	0	0	0	0
Total	1	1	0	0	0	0	0	0	0										



2000 GAME-BY-GAME REVIEW

Game #10: Saints 20, Carolina 10 Ericsson Stadium; Charlotte, N.C. (Nov. 12, 2000)

The Saints won their 6th straight as they beat Carolina, 20-10 in a sold-out Ericsson Stadium. **Ricky Williams** reached the 1,000-yard mark with 93 yards, but suffered a broken left ankle on his record carry. The defense once again had a huge game as they had 8 sacks (tied for 2nd-most in Saints history) for the 2nd time this season vs. the Panthers. After a scoreless 1st quarter, the Saints finally got on the board with a 43-yard TD pass from **Jeff Blake** to **Joe Horn** with 9:19 remaining in the 1st half. Carolina came right back on its next possession & cut the lead to 7-3 on a **Joe Nedney** 38-yard FG with 6:10 left in the quarter. Midway through the 3rd quarter, the Saints' **Keith Mitchell** picked up a **Steve Beuerlein** fumble & rumbled a team-record 90 yards for a 14-3 advantage with 3:33 to play. On the 2nd play of the 4th quarter, **Doug Brien** kicked a 40-yard FG to push the Saints lead to 17-3. On Carolina's next possession, the Panthers marched 82 yards in 12 plays, capped off by Beuerlein's 13-yard TD pass to **Muhsin Muhammad** to slice the New Orleans margin to 17-10 with 8:44 to play. The Saints came right back to

move the lead to 10 points again as Brien nailed a 42-yard FG. During the drive, Williams reached the magic 1,000-yard figure, but broke his ankle on a 2-yard run. The Saints offense racked up 322 yards of total offense, while the defense held the Panthers to 53 rushing yards. Blake was 14-of-23 for 179 yards & 1 TD. Horn caught 5 passes for 89 yards. Beuerlein completed 24-of-42 passes for 295 yards, 99 to Muhammad on 7 receptions.

SAINTS NOTES:

* The Saints improved to 7-3 with the victory over the Panthers, the best Saints record after 10 games since 1992 (7-3).

* The current 6-game win streak was the 4th-longest in Saints history ... the streak was the longest in the NFL.

* The Saints had a 4-0 record in NFC West play & were the only team in the NFL with a perfect division record.

* New Orleans improved their road mark to 5-1 with the victory, 1 shy of tying the club record of 6, set in 1987 & 1992. The Saints were the only team in the NFC with 5 road victories.

New Orleans Saints (7-3)	0	7	7	6	20
Carolina Panthers (4-6)	0	3	0	7	10
Team Q Time Play Description (Extra Point) (Drive Info)	V-H				
NOS 2 9:19 Horn 43 yd. pass from Blake (Brien kick) (1-43, 0:07)	7-0				
CP 2 6:10 Nedney 38 yd. FG (6-25, 3:09)	7-3				
NOS 3 3:33 Mitchell 90 yd. fumble return (Brien kick)	14-3				
NOS 4 14:22 Brien 40 yd. FG (5-14, 2:39)	17-3				
CP 4 8:44 Muhammad 13 yd. pass from Beuerlein (Nedney kick) (12-82, 5:38)	17-10				
NOS 4 3:23 Brien 42 yd. FG (9-47, 5:21)	20-10				

Field Goals (made) and missed

NOS: Brien 33WL(40),(42) CP: Nedney (38)
Paid Attendance: 72,981 (sellout) Time: 3:00
Weather: Mostly cloudy, 57 degrees, Humidity: 48%, Wind: NE, 3 mph

* RB **Ricky Williams** became the 6th 1,000-yard rusher (5th player) in Saints history & the 1st since **Dalton Hilliard**, who had 1,262 in 1989 ...

Williams passed **Craig Heyward** for 10th place on the Saints career rushing yard list.

* In 2 games vs. the Panthers in 2000, the Saints had 16 sacks, held Carolina to 63 total rushing yards & allowed the Panthers a total of 16 points.

TEAM STATISTICS	N.O.	CAR
TOTAL 1ST DOWNS	16	21
By Rushing	7	4
By Passing	8	15
By Penalty	1	2
3D: M - A - PCT.	4-12-33%	8-14-57%
4D: M - A - PCT.	1-1-100%	1-1-100%
TOTAL NET YARDS	322	311
Total Plays	56	67
Avg. Per Play	5.8	4.6
NET YARDS RUSHING	157	53
Total Rushes	31	17
Avg. Per Play	5.1	3.1
Tackles For Loss-Yds.	3-5	4-10
NET YARDS PASSING	165	258
Sacked-Yds. Lost	2-14	8-37
Gross Yards	179	295
PASSING: A-C-I	23-14-1	42-24-2
Avg. Per Play	6.6	5.2
KICKOFFS: # - EZ - TB	5-1-0	3-1-1
PUNTS # - Avg.	2-35.0	3-41.3
Had Blocked	0	0
FGs - PATs Had Blkd.	0-0	0-0
Net Punting Average	25.0	37.7
TOTAL RET. YARDAGE	57	0
# - Yds. Punt Ret.	1-11	0-0
# - Yds. Kickoff Ret.	2-59	5-115
# - Yds. Int. Ret.	2-46	1-0
PENALTIES: # - Yds.	8-99	3-22
FUMBLES: # - Lost	4-1	4-3
TOUCHDOWNS	2	1
Rushing	0	0
Passing	1	1
Fumbles	1	0
EXTRA POINTS: M-A	2-2	1-1
Kicking: M-A	2-2	1-1
FIELD GOALS: M-A	2-3	1-1
SAFETIES	0	0
FINAL SCORE	20	10
TIME OF POSS.	28:37	31:23

GAME 10 AT CAROLINA



New Orleans Saints

RUSHING	ATT	YDS	AVG	LG	TD
R. Williams	16	93	5.8	19	0
Morton	6	33	5.5	15	0
Blake	6	20	3.3	20	0
Smith	2	9	4.5	9	0
Moore	1	2	2.0	2	0
Total	31	157	5.1	20	0

PASSING	ATT	CMP	YDS	SK/YD	TD	LG	IN
Blake	23	14	179	2/14	1	43t	1
Total	23	14	179	2/14	1	43t	1

RECEIVING	NO	YDS	AVG	LG	TD
Horn	5	89	17.8	43t	1
Jackson	3	30	10.0	13	0
R. Williams	2	28	14.0	24	0
Smith	2	10	5.0	5	0
Poole	1	18	18.0	18	0
Morton	1	4	4.0	4	0
Total	14	179	12.8	43t	1

INTERCEPTIONS	NO	YDS	LG	TD
Howard	1	46	46	0
Perry	1	0	0	0
Total	2	46	46	0

PUNTING	NO	YDS	AVG	TB	I20	LG
Gowin	2	70	35.0	1	0	44
Total	2	70	35.0	1	0	44

PUNT RETURNS	NO	FC	YDS	LG	TD
Morton	1	1	11	11	0
Returns	1	1	11	11	0

KICKOFF RETURNS	NO	FC	YDS	LG	TD
Morton	2	0	59	32	0
[TOUCHBACK]	1	0	0	0	0
Returns	2	0	59	32	0

FUMBLES	OWN	FUM	REC	YDS	TD	OPP	FCD	REC	YDS	TD	OUT	BDS
Johnson	0	0	0	0	1	1	0	0	0	0	0	0
R. Williams	2	2	0	0	0	0	0	0	0	0	0	0
Howard	1	0	0	0	0	0	0	0	0	0	0	0
Knight	0	0	0	0	1	0	0	0	0	0	0	0
Mitchell	0	0	0	0	0	2	90	1	0	0	0	0
Whitehead	0	0	0	0	1	0	0	0	0	0	0	0
Morton	1	1	0	0	0	0	0	0	0	0	0	0
Total	4	3	0	0	3	3	90	1	0	0	0	0

Carolina Panthers

RUSHING	ATT	YDS	AVG	LG	TD
Beuerlein	4	31	7.8	15	0
Biakabutuka	13	22	1.7	6	0
Total	17	53	3.1	15	0

PASSING	ATT	CMP	YDS	SK/YD	TD	LG	IN
Beuerlein	42	24	295	8/37	1	34	2
Total	42	24	295	8/37	1	34	2

RECEIVING	NO	YDS	AVG	LG	TD
Hayes	7	78	11.1	26	0
Muhammad	5	99	19.8	34	1
Byrd	4	47	11.7	20	0
Biakabutuka	3	40	13.3	23	0
Hetherington	2	12	6.0	7	0
Hankton	1	14	14.0	14	0
Uwaezuoke	1	-2	-2.0	-2	0
Total	24	295	12.3	34	1

INTERCEPTIONS	NO	YDS	LG	TD
Davis	1	0	0	0
Total	1	0	0	0

PUNTING	NO	YDS	AVG	TB	I20	LG
Walter	3	124	41.3	0	1	47
Total	3	124	41.3	0	1	47

PUNT RETURNS	NO	FC	YDS	LG	TD
[OUT OF BOUNDS]	1	0	0	0	0
[TOUCHBACK]	1	0	0	0	0
Returns	0	0	0	0	0

KICKOFF RETURNS	NO	FC	YDS	LG	TD
Bates	4	0	97	46	0
Byrd	1	0	18	18	0
Returns	5	0	115	46	0

FUMBLES	OWN	FUM	REC	YDS	TD	OPP	FCD	REC	YDS	TD	OUT	BDS
Beuerlein	3	0	0	0	0	0	0	0	0	0	0	0
Lucas	0	0	0	0	1	0	0	0	0	0	0	0
Mangum	0	0	0	0	1	0	0	0	0	0	0	0
Muhammad	0	0	0	0	0	1	0	0	0	0	0	0
Woodall	0	0	0	0	1	0	0	0	0	0	0	0
Bates	1	0	0	0	0	0	0	0	0	0	0	0
Byrd	0	1	0	0	0	0	0	0	0	0	0	0
Hankton	0	0	0	0	1	0	0	0	0	0	0	0
Total	4	1	0	0	4	1	0	0	0	0	0	0



2000 GAME-BY-GAME REVIEW

Game #11: Oakland 31, Saints 22

Louisiana Superdome; New Orleans, La. (Nov. 19, 2000)

The Saints had their 6-game win streak snapped as Oakland won, 31-22 in a soldout Superdome. In addition to the loss, the Saints lost QB **Jeff Blake** for the remainder of the season with a fractured & dislocated right foot in the 1st quarter. Backup QB **Aaron Brooks** stepped in and completed 14-of-22 passes for 187 yards & 2 TDs. The Raiders took a 3-0 lead on a **Sebastian Janikowski** 49-yard FG with 4:34 left in the 1st quarter. Blake was hurt on the Saints next possession and Brooks took over. Early in the 2nd quarter, Brooks' 1st NFL pass was picked off by **Charles Woodson** & the Raiders took advantage as they scored on a **Rich Gannon** 34-yard pass to **Andre Rison** for a 10-0 lead with 11:38 left in the half. Oakland scored on its 2nd straight drive, this time on a **Zack Crockett** 6-yard run, for a 17-0 advantage with 6:15 to go. Brooks got right back to work as he hit **Willie Jackson** with a 53-yard TD pass to cut Oakland's lead to 17-7 with 3:53 remaining in the 1st half. The Saints took the 2nd half kickoff & drove 47 yards in 12 plays to pull to 17-10 on a 42-yard FG by **Doug Brien**. After the Raiders went 3-&-out on their next possession, the

Saints drew to 17-13 on a 40-yard FG by Brien with 3:09 to go in the 3rd quarter. The Raiders came right back with a 11-play, 73-yard drive, capped off by a 21-yard Gannon TD pass to **Tim Brown** to push the lead to 24-13 with 12:05 to go in the 4th. Brooks marched the Saints back down the field & Brien hit his 3rd FG of the game, a 33-yarder with 7:41 to play. Crockett scored his 2nd TD of the game on a 6-yard run with 1:55 to play to give the Raiders a 31-16 cushion. The Saints were not done as **Chad Morton** raced 68 yards on the kickoff to the Oakland 30. Brooks used just 4 plays to get New Orleans in the end zone as he hooked up with Jackson for the 2nd time in the game, with a 9-yard TD pass with 1:09 to play. Brooks' 2-point conversion pass to Jackson was incomplete & after a pair of onside kicks recovered short of the 10-yard mark, the Raiders ran out the clock. Gannon was 14-of-21 for 168 yards & 2 TD. Gannon also was Oakland's leading rusher, with 7 carries for 55 yards. The Saints had 333 yards of total offense, including 133 rushing. Morton led the Saints with 45 yards on 5 rushes while **Jerald Moore** & **Terrelle Smith** each had 42 yards

on the ground. Morton also caught 6 passes for a team-leading 62 yards.

SAINTS NOTES:

* The 6-game win streak broken by the Raiders was the 4th-longest in Saints history.

* The 53-yard TD pass from **Aaron Brooks** to **Willie Jackson** in the 2nd quarter was the longest TD pass by the Saints to date in 2000.

* The Saints defense had 5 sacks for -34 yards, marking the 7th game in which New Orleans had 4 or more sacks this season.

* The Saints lost for the 1st time in 2000 after scoring 20 or more points.

* New Orleans had a season-high 93 penalty yards on a season high-tying 12 penalties.

* The Saints had a season-high 159 kickoff return yards.

Oakland Raiders (9-2)	3	14	0	14	31
New Orleans Saints (7-4)	0	7	6	9	22

Team	Q	Time	Play Description (Extra Point) (Drive Info)	V-H
OR	1	4:34	Janikowski 49 yd. FG (13-54, 6:59)	3-0
OR	2	11:38	Rison 34 yd. pass from Gannon (Janikowski kick) (4-47, 1:37)	10-0
OR	2	6:15	Crockett 6 yd. run (Janikowski kick) (6-50, 3:23)	17-0
NOS	2	3:53	Jackson 53 yd. pass from Brooks (Brien kick) (4-74, 2:22)	17-7
NOS	3	8:54	Brien 42 yd. FG (12-47, 6:06)	17-10
NOS	3	3:09	Brien 40 yd. FG (10-0, 4:18)	17-13
OR	4	12:05	Brown 21 yd. pass from Gannon (Janikowski kick) (11-73, 6:04)	24-13
NOS	4	7:41	Brien 33 yd. FG (9-65, 4:24)	24-16
OR	4	1:55	Crockett 6 yd. run (Janikowski kick) (12-74, 5:46)	31-16
NOS	4	1:09	Jackson 9 yd. pass from Brooks (pass failed) (4-30, 0:46)	31-22

Field Goals (made) and missed

OR: Janikowski (49) NOS: Brien (42),(40),(33)
Paid Attendance: 64,900 (sellout) Time: 3:15
Weather: Indoors

TEAM STATISTICS	OAK	N.O.
TOTAL 1ST DOWNS	19	19
By Rushing	9	6
By Passing	8	9
By Penalty	2	4
3D: M - A - PCT.	9-15-60%	3-11-27%
4D: M - A - PCT.	0-0-0%	0-0-0%
TOTAL NET YARDS	293	333
Total Plays	62	60
Avg. Per Play	4.7	5.6
NET YARDS RUSHING	159	133
Total Rushes	36	30
Avg. Per Play	4.4	4.4
Tackles For Loss-Yds.	1-1	4-17
NET YARDS PASSING	134	200
Sacked-Yds. Lost	5-34	3-26
Gross Yards	168	226
PASSING: A-C-I	21-14-0	27-16-1
Avg. Per Play	5.2	6.7
KICKOFFS: # - EZ - TB	6-3-1	6-1-0
PUNTS: # - Avg.	4-54.8	4-41.3
Had Blocked	0	0
FGs - PATs Had Blkd.	0-0	0-0
Net Punting Average	42.0	32.3
TOTAL RET. YARDAGE	36	51
# - Yds. Punt Ret.	4-36	4-51
# - Yds. Kickoff Ret.	5-122	5-159
# - Yds. Int. Ret.	1-0	0-0
PENALTIES: # - Yds.	5-32	12-93
FUMBLES: # - Lost	1-1	1-0
TOUCHDOWNS	4	2
Rushing	2	0
Passing	2	2
EXTRA POINTS: M-A	4-4	1-2
Kicking: M-A	4-4	1-1
Passing: M-A	0-0	0-1
FIELD GOALS: M-A	1-1	3-3
SAFETIES	0	0
FINAL SCORE	31	22
TIME OF POSS.	32:23	27:37

GAME 11 VS. OAKLAND



Oakland Raiders							New Orleans Saints													
RUSHING	ATT	YDS	AVG	LG	TD		RUSHING	ATT	YDS	AVG	LG	TD								
Gannon	7	55	7.9	21	0		Morton	5	45	9.0	16	0								
Kaufman	9	49	5.4	25	0		Moore	13	42	3.2	11	0								
Crockett	17	44	2.6	6t	2		Smith	4	42	10.5	16	0								
Jordan	3	11	3.7	5	0		Brooks	7	5	0.7	9	0								
Total	36	159	4.4	25	2		Horn	1	-1	-1.0	-1	0								
							Total	30	133	4.4	16	0								
PASSING	ATT	CMP	YDS	SK/YD	TD	LG	IN	PASSING	ATT	CMP	YDS	SK/YD	TD	LG	IN					
Gannon	21	14	168	5/34	2	34t	0	Brooks	22	14	187	3/26	2	53t	1					
Total	21	14	168	5/34	2	34t	0	Blake	5	2	39	0/0	0	21	0					
								Total	27	16	226	3/26	2	53t	1					
RECEIVING	NO	YDS	AVG	LG	TD			RECEIVING	NO	YDS	AVG	LG	TD							
Brown	4	69	17.3	29	1			Morton	6	62	10.3	35	0							
Dudley	2	17	8.5	9	0			Jackson	4	85	21.3	53t	2							
Jordan	2	11	5.5	7	0			Horn	3	33	11.0	21	0							
Crockett	2	4	2.0	5	0			Poole	2	33	16.5	18	0							
Rison	1	34	34.0	34t	1			A. Glover	1	13	13.0	13	0							
Kaufman	1	25	25.0	25	0			Total	16	226	14.1	53t	2							
Jett	1	6	6.0	6	0															
Ritchie	1	2	2.0	2	0															
Total	14	168	12.0	34t	2															
INTERCEPTIONS	NO	YDS	LG	TD				INTERCEPTIONS	NO	YDS	LG	TD								
Woodson	1	0	0	0				None												
Total	1	0	0	0																
PUNTING	NO	YDS	AVG	TB	I20	LG		PUNTING	NO	YDS	AVG	TB	I20	LG						
Lechler	4	219	54.8	0	2	62		Gowin	4	165	41.3	0	1	53						
Total	4	219	54.8	0	2	62		Total	4	165	41.3	0	1	53						
PUNT RETURNS	NO	FC	YDS	LG	TD			PUNT RETURNS	NO	FC	YDS	LG	TD							
Gordon	4	0	36	12	0			Morton	4	0	40	19	0							
Returns	4	0	36	12	0			Wilson	0	0	11	11	0							
								Returns	4	0	51	19	0							
KICKOFF RETURNS	NO	FC	YDS	LG	TD			KICKOFF RETURNS	NO	FC	YDS	LG	TD							
Dunn	5	0	122	36	0			Morton	4	0	145	68	0							
Returns	5	0	122	36	0			McAfee	1	0	14	14	0							
								[TOUCHBACK]	1	0	0	0	0							
								Returns	5	0	159	68	0							
FUMBLES	OWN	FUM	REC	YDS	TD	FCD	REC	YDS	TD	BDS	OWN	FUM	REC	YDS	TD	FCD	REC	YDS	TD	BDS
Gannon	1	0	0	0	0	0	0	0	0	0	0	0	0	0	0	0	0	0	0	
Total	1	0	0	0	0	0	0	0	0	0	0	0	0	0	0	0	0	0	0	
FUMBLES	OWN	FUM	REC	YDS	TD	FCD	REC	YDS	TD	BDS	OWN	FUM	REC	YDS	TD	FCD	REC	YDS	TD	BDS
Johnson	0	0	0	0	0	1	0	0	0	0	0	0	0	0	0	0	0	0	0	
Mitchell	0	0	0	0	0	0	1	0	0	0	0	0	0	0	0	0	0	0	0	
Brooks	1	0	-2	0	0	0	0	0	0	0	0	0	0	0	0	0	0	0	0	
Turley	0	1	0	0	0	0	0	0	0	0	0	0	0	0	0	0	0	0	0	
Total	1	1	-2	0	1	1	0	0	0	0	0	0	0	0	0	0	0	0	0	



2000 GAME-BY-GAME REVIEW

Game #12: Saints 31, St. Louis 24 Trans World Dome; St. Louis, Mo. (Nov. 26, 2000)

The Saints climbed into the top spot in the NFC West as they beat the defending Super Bowl champion Rams, 31-24 in a soldout Trans World Dome. Saints QB **Aaron Brooks**, who made his 1st NFL start, was 17-of-29 for 190 yards, threw for 1 TD & ran for 2 more, including the game-winner late in the 4th quarter. The Rams took a 7-0 lead with 2:43 left in the 1st quarter when **Robert Holcombe** scored on a 1-yard run. The Saints tied the game with :08 left in the 1st as **Brian Milne** caught his 1st NFL TD pass from Brooks, a 4-yard reception. New Orleans then took a 14-7 lead at the 10:28 mark of the 2nd quarter as **Jerald Moore** scored on a 3-yard run. The Rams took the ensuing kickoff and drove to the Saints 10, where QB **Trent Green** fumbled on a sack by **La'Roi Glover**. **Joe Johnson** recovered the fumble & the Saints went 80 yards on 11 plays, capped off by a Brooks 2-yard TD sprint. The Rams pulled to 21-10 at halftime on a 28-yard FG by **Jeff Hall**. The Saints took the 2nd half kickoff & **Doug Brien** connected on a 30-yard FG for a 24-10 lead with 9:27 left. The Rams came right back & pulled to 24-17 as Green found **Az-Zahir Hakim** on a 35-yard

TD strike at the 6:50 mark. St. Louis tied the game with 11:06 to go in the game as Green threw a 19-yard TD pass to **Ricky Proehl**. Brooks then led the Saints on a 11-play, 85-yard march, finished off by his plunge over the goal line, to the winning points. The Rams had 3 more possessions in the final 3:50, which resulted in a 4th down pass that was just shy of a 1st down, a diving interception by **Chris Oldham** & a sack by **Darren Howard** on the final play of the game. The Saints rushing offense combined for 147 yards on 44 carries, led by Moore who had 61 yards on 18 rushes. **Joe Horn** led the Saints with 77 yards on 7 receptions. Green was 20-of-41 for 289 yards & 2 TD, but was sacked 6 times. **Marshall Faulk** led the Rams with 27 yards on 8 carries as St. Louis called just 10 runs out of 57 plays total. The Saints defense held the Rams to 279 total yards (they averaged 468.0 yards per game coming into the game).

SAINTS NOTES:

* The Saints were in 1st place (tied with the Rams) in the NFC West for the 1st time after Week 13 since 1991.

New Orleans Saints (8-4)					7	14	3	7	31
St. Louis Rams (8-4)					7	3	7	7	24
Team	Q	Time	Play Description (Extra Point) (Drive Info)					V-H	
SLR	1	2:43	Holcombe 1 yd. run (Hall kick) (4-46, 1:49)					0-7	
NOS	1	0:08	Milne 4 yd. pass from Brooks (Brien kick) (3-19, 1:24)					7-7	
NOS	2	10:28	Moore 3 yd. run (Brien kick) (6-46, 3:09)					14-7	
NOS	2	1:55	Brooks 2 yd. run (Brien kick) (11-80, 5:24)					21-7	
SLR	2	0:00	Hall 28 yd FG (10-74, 1:55)					21-10	
NOS	3	9:27	Brien 30 yd. FG (10-42, 5:33)					24-10	
SLR	3	6:50	Hakim 35 yd. pass from Green (Hall kick) (7-73, 2:37)					24-17	
SLR	4	11:06	Proehl 19 yd. pass from Green (Hall kick) (5-21, 2:59)					24-24	
NOS	4	3:50	Brooks 1 yd. run (Brien kick) (11-85, 7:16)					31-24	
Field Goals (made) and missed									
NOS: Brien (30),44WR									
SLR: Hall (28)									
Paid Attendance: 66,064 (sellout)									
Time: 3:28									
Weather: Indoors									

* The victory was the 200th in New Orleans history while the Saints tied the club record for road victories with 6 & kept the NFL's only perfect division record at 5-0 in the NFC West.

* **Aaron Brooks** became only the 3rd QB in NFL history to beat the defending Super Bowl champions in his 1st career start. The others were **Ron Jaworski** & **Cliff Olander**.

* The Saints defense had 6 sacks for -38 yards ... it was the 8th game in which New Orleans had 4 or more sacks this season ... the Saints led the NFL with 55 sacks.

* Saints DT **La'Roi Glover** had 3 sacks to push his season total to 16, which was 3rd on the Saints single season list (1 shy of tying the club mark) ... rookie DE **Darren Howard** had his 8th sack of the season, which tied for 2nd on the Saints rookie list (with **Rickey Jackson** in 1981).

TEAM STATISTICS	N.O.	STL
TOTAL 1ST DOWNS	23	21
By Rushing	10	2
By Passing	10	13
By Penalty	3	6
3D: M - A - PCT.	10-18-56%	3-10-30%
4D: M - A - PCT.	0-1-0%	0-1-0%
TOTAL NET YARDS	332	279
Total Plays	74	57
Avg. Per Play	4.5	4.9
NET YARDS RUSHING	147	28
Total Rushes	44	10
Avg. Per Play	3.3	2.8
Tackles For Loss-Yds.	4-10	0-0
NET YARDS PASSING	185	251
Sacked-Yds. Lost	1-5	6-38
Gross Yards	190	289
PASSING: A-C-I	29-17-2	41-20-1
Avg. Per Play	6.2	5.3
KICKOFFS: # - EZ - TB	6-1-0	4-1-0
PUNTS: # - Avg.	4-37.8	3-35.3
Had Blocked	0	0
FGs - PATs Had Blkd.	0-0	0-0
Net Punting Average	17.8	35.3
TOTAL RET. YARDAGE	0	97
# - Yds. Punt Ret.	0-0	4-80
# - Yds. Kickoff Ret.	4-104	5-104
# - Yds. Int. Ret.	1-0	2-17
PENALTIES: # - Yds.	17-116	14-132
FUMBLES # - Lost	0-0	5-3
TOUCHDOWNS	4	3
Rushing	3	1
Passing	1	2
EXTRA POINTS: M-A	4-4	3-3
Kicking: M-A	4-4	3-3
FIELD GOALS: M-A	1-2	1-1
SAFETIES	0	0
FINAL SCORE	31	24
TIME OF POSS.	39:26	20:34

GAME 12 AT ST. LOUIS



New Orleans Saints							St. Louis Rams													
RUSHING	ATT	YDS	AVG	LG	TD		RUSHING	ATT	YDS	AVG	LG	TD								
Moore	18	61	3.4	11	1		Faulk	8	27	3.4	8	0								
Morton	12	35	2.9	10	0		Holcombe	1	1	1.0	1t	1								
Brooks	7	34	4.9	15	2		Green	1	0	0.0	0	0								
Smith	6	20	3.3	6	0		Total	10	28	2.8	8	1								
McAfee	1	-3	-3.0	-3	0															
Total	44	147	3.3	15	0															
PASSING	ATT	CMP	YDS	SK/YD	TD	LG	IN	PASSING	ATT	CMP	YDS	SK/YD	TD	LG	IN					
Brooks	29	17	190	1/5	1	21	2	Green	41	20	289	6/38	2	35t	1					
Total	29	17	190	1/5	1	21	2	Total	41	20	289	6/38	2	35t	1					
RECEIVING	NO	YDS	AVG	LG	TD			RECEIVING	NO	YDS	AVG	LG	TD							
Horn	7	77	11.0	21	0			Holt	6	89	14.8	19	0							
Jackson	4	64	16.0	21	0			Bruce	4	59	14.8	33	0							
Morton	2	12	6.0	9	0			Hakim	4	54	13.5	35t	1							
Poole	1	18	18.0	18	0			Proehl	3	66	22.0	26	1							
Wilson	1	9	9.0	9	0			Faulk	2	16	8.0	10	0							
A. Glover	1	6	6.0	6	0			Williams	1	5	5.0	5	0							
Milne	1	4	4.0	4t	1			Total	20	289	14.5	35	2							
Total	17	190	11.2	21	1															
INTERCEPTIONS	NO	YDS	LG	TD				INTERCEPTIONS	NO	YDS	LG	TD								
Oldham	1	0	0	0				Fletcher	2	17	11	0								
Total	1	0	0	0				Total	2	17	11	0								
PUNTING	NO	YDS	AVG	TB	I20	LG		PUNTING	NO	YDS	AVG	TB	I20	LG						
Gowin	4	151	37.8	0	1	40		Baker	3	106	35.3	0	1	40						
Total	4	151	37.8	0	1	40		Total	3	106	35.3	0	1	40						
PUNT RETURNS	NO	FC	YDS	LG	TD			PUNT RETURNS	NO	FC	YDS	LG	TD							
Morton	0	1	0	0	0			Hakim	4	0	80	36	0							
[OUT OF BOUNDS]	2	0	0	0	0			Returns	4	0	80	36	0							
Returns	0	1	0	0	0															
KICKOFF RETURNS	NO	FC	YDS	LG	TD			KICKOFF RETURNS	NO	FC	YDS	LG	TD							
Morton	4	0	104	36	0			Bly	5	0	104	36	0							
Returns	4	0	104	36	0			Returns	5	0	104	36	0							
FUMBLES	OWN	FUM	REC	YDS	TD	FCD	REC	YDS	TD	BDS	OWN	FUM	REC	YDS	TD	FCD	REC	YDS	TD	BDS
Stachelski	0	0	0	0	0	1	0	0	0	0	0	0	0	0	0	0	0	0	0	
L. Glover	0	0	0	0	0	1	0	0	0	0	0	0	0	0	0	0	0	0	0	
Johnson	0	0	0	0	0	2	1	0	0	0	0	0	0	0	0	0	0	0	0	
Thomas	0	0	0	0	0	1	0	0	0	0	0	0	0	0	0	0	0	0	0	
Howard	0	0	0	0	0	1	0	0	0	0	0	0	0	0	0	0	0	0	0	
Smith	0	0	0	0	0	1	0	0	0	0	0	0	0	0	0	0	0	0	0	
Total	0	0	0	0	0	5	3	0	0	0	0	0	0	0	0	0	0	0	0	



2000 GAME-BY-GAME REVIEW

Game #13: Denver 38, Saints 23 Louisiana Superdome; New Orleans, La. (Dec. 3, 2000)

The Saints lost to Denver, 38-21 in a soldout Superdome, but held on to a share of the top spot in the NFC West at 8-5 due to a St. Louis loss at Carolina. Saints QB **Aaron Brooks** broke a long-standing club mark by **Archie Manning** as he threw for a record 441 yards on 30-of-48 passing. Broncos RB **Mike Anderson** set a NFL rookie record with 251 yards rushing (4th-best all-time in NFL history) on 37 carries with 4 TDs. Anderson's 1st score came with 3:23 left in the 1st quarter on a 13-yard run for a 7-0 Denver lead. The Saints tied the game on the next possession as Brooks found **Andrew Glover** with a 19-yard TD pass with :35 to go in the period. Anderson scored his 2nd TD on a 5-yard run 9:45 left in the 2nd for a 14-7 Denver advantage. **Doug Brien** hit a 30-yard FG on the Saints next possession to pull New Orleans to 14-10 with 6:44 left in the half. The Broncos took the next kickoff & used just 2 plays, the last a 43-yard TD pass from **Gus Frerotte** to **Dwayne Carswell** for a 21-10 margin with 5:54 to go in the quarter. The Saints' **Kevin Mathis** fumbled the following kickoff return & the Broncos capitalized with Anderson's 3rd score, a 7-yard run,

as Denver pushed further ahead, 28-10. Brien's 2nd FG of the half, a 19-yarder, closed out the half as the Saints trailed, 28-13. Denver took the 2nd half kickoff & went 61 yards in 9 plays, capped off by a **Jason Elam** 22-yard FG & a 31-13 advantage with 10:04 left in the 3rd. The Saints then went on their longest drive of the day as they took 14 plays & 47 yards to get a 42-yard FG by Brien (his 3rd of the game) to pull to 31-16 with 4:59 left. Denver pushed the lead to 38-16 on Anderson's 4th TD run, a 2-yarder with 8:19 to go in the game. Brooks marched the Saints to their final score, as he took them 97 yards in 8 play (all passes) for a 28-yard TD pass to **Willie Jackson** with :45 left. The Saints had 446 yards of total offense while the Broncos had 483. **Joe Horn** had the 5th-best receiving day in Saints history as he had 170 yards on 10 catches to pass the 1,000-yard receiving plateau (1,059). **Robert Wilson's** 8 catches for 122 yards for the Saints to give the team a pair of 100-yard receivers for the 4th time in club history. The Saints tied a club mark as they rushed just 9 times in the game. Frerotte was 11-of-16 passing for 201 yards for the Broncos.

Denver Broncos (9-4)		7	21	3	7	38
New Orleans Saints (8-5)		7	6	3	7	23
Team	Q Time	Play Description (Extra Point) (Drive Info)				V-H
DB	1 3:23	Anderson 13 yd. run (Elam kick) (8-67, 4:02)				7-0
NOS	1 0:35	A. Glover 19 yd. pass from Brooks (Brien kick) (5-95, 2:48)				7-7
DB	2 9:45	Anderson 5 yd. run (Elam kick) (5-57, 2:05)				14-7
NOS	2 6:44	Brien 30 yd. FG (8-61, 3:01)				14-10
DB	2 5:54	Carswell 43 yd. pass from Frerotte (Elam kick) (2-69, 0:50)				21-10
DB	2 2:29	Anderson 7 yd. run (Elam kick) (6-35, 3:13)				28-10
NOS	2 0:00	Brien 19 yd. FG (9-73, 2:29)				28-13
DB	3 10:04	Elam 22 yd. FG (9-61, 4:56)				31-13
NOS	3 4:49	Brien 42 yd. FG (14-47, 5:05)				31-16
DB	4 8:19	Anderson 2 yd. run (Elam kick) (9-78, 4:56)				38-16
NOS	4 0:45	Jackson 28 yd. pass from Brooks (Brien kick) (8-97, 1:06)				38-23
Field Goals (made) and missed						
DB: Elam (22)		NOS: Brien 43WL(30),(19),(42)				
Paid Attendance: 64,900 (sellout)				Time: 3:23		
Weather: Indoors						

SAINTS NOTES:

* The Saints remained tied with the Rams for the NFC West lead after St. Louis lost at Carolina, 17-6.

* **Aaron Brooks'** 441-yard passing effort broke **Archie Manning's** club mark of 377, set on 12/7/80 at San Francisco.

* The Saints defense recorded 1 sack (by **Darren Howard** in the 2nd quarter) to give them a NFL-leading 56 ... the sack by Howard was his 9th of the season & tied him with **Renaldo Turnbull** (1990) for the most sacks by a Saints rookie.

* The Saints finished the 2000 season with a 1-3 mark vs. AFC teams (all AFC West opponents).

TEAM STATISTICS	DEN	N.O.
TOTAL 1ST DOWNS	24	19
By Rushing	15	1
By Passing	9	18
By Penalty	0	0
3D: M - A - PCT.	7-13-54%	5-12-42%
4D: M - A - PCT.	0-1-0%	1-1-100%
TOTAL NET YARDS	483	446
Total Plays	66	60
Avg. Per Play	7.3	7.4
NET YARDS RUSHING	283	21
Total Rushes	49	9
Avg. Per Play	5.8	2.3
Tackles For Loss-Yds.	2-5	1-3
NET YARDS PASSING	200	425
Sacked-Yds. Lost	1-1	3-16
Gross Yards	201	441
PASSING: A-C-I	16-11-0	48-30-2
Avg. Per Play	11.8	8.3
KICKOFFS: # - EZ - TB	7-1-0	5-2-1
PUNTS: # - Avg.	4-36.0	3-45.7
Had Blocked	0	0
FGs - PATs Had Bldd.	0-0	0-0
Net Punting Average	31.0	36.0
TOTAL RET. YARDAGE	31	0
# - Yds. Punt Ret.	3-29	0-0
# - Yds. Kickoff Ret.	3-69	7-140
# - Yds. Int. Ret.	2-2	0-0
PENALTIES: # - Yds.	4-21	6-45
FUMBLES: # - Lost	1-0	2-1
TOUCHDOWNS	5	2
Rushing	4	0
Passing	1	2
EXTRA POINTS: M-A	5-5	2-2
Kicking: M-A	5-5	2-2
FIELD GOALS: M-A	1-1	3-4
SAFETIES	0	0
FINAL SCORE	38	23
TIME OF POSS.	35:03	24:57

GAME 13 VS. DENVER



Denver Broncos							New Orleans Saints								
RUSHING	ATT	YDS	AVG	LG	TD		RUSHING	ATT	YDS	AVG	LG	TD			
Anderson	37	251	6.8	47	4		Brooks	3	13	4.3	9	0			
Coleman	8	31	3.9	12	0		Moore	1	6	6.0	6	0			
Griffith	2	1	0.5	1	0		Morton	3	5	1.7	4	0			
Frerotte	2	0	0.0	1	0		Allen	1	0	0.0	0	0			
Total	49	283	5.8	47	4		Smith	1	-3	-3.0	-3	0			
							Total	9	21	2.3	9	0			
PASSING	ATT	CMP	YDS	SK/YD	TD	LG	IN	PASSING	ATT	CMP	YDS	SK/YD	TD	LG	IN
Frerotte	16	11	201	1/1	1	44	0	Brooks	48	30	441	3/16	2	49	2
Total	16	11	201	1/1	1	44	0	Total	48	30	441	3/16	2	49	2
RECEIVING	NO	YDS	AVG	LG	TD			RECEIVING	NO	YDS	AVG	LG	TD		
Carswell	3	62	20.7	43t	1			Horn	10	170	17.0	49	0		
McCaffrey	3	56	18.7	26	0			Wilson	8	122	15.3	30	0		
Smith	2	25	12.5	14	0			Morton	7	29	4.1	11	0		
Clark	1	44	44.0	44	0			A. Glover	2	58	29.0	39	1		
Griffith	1	9	9.0	9	0			Jackson	2	46	23.0	28t	1		
Anderson	1	5	5.0	5	0			Turley	1	16	16.0	16	0		
Total	11	201	18.3	44	1			Total	30	441	14.7	49	2		
INTERCEPTIONS	NO	YDS	LG	TD				INTERCEPTIONS	NO	YDS	LG	TD			
Spencer	1	2	2	0				None							
Brown	1	0	0	0											
Total	2	2	2	0											
PUNTING	NO	YDS	AVG	TB	I20	LG		PUNTING	NO	YDS	AVG	TB	I20	LG	
Rouen	4	144	36.0	1	2	44		Gowin	3	137	45.7	0	0	46	
Total	4	144	36.0	1	2	44		Total	3	137	45.7	0	0	46	
PUNT RETURNS	NO	FC	YDS	LG	TD			PUNT RETURNS	NO	FC	YDS	LG	TD		
O'Neal	3	0	29	16	0			Mathis	0	1	0	0	0		
Returns	3	0	29	16	0			[DOWNED]	2	0	0	0	0		
								[TOUCHBACK]	1	0	0	0	0		
								Returns	0	1	0	0	0		
KICKOFF RETURNS	NO	FC	YDS	LG	TD			KICKOFF RETURNS	NO	FC	YDS	LG	TD		
O'Neal	2	0	52	29	0			Mathis	5	0	115	29	0		
Smith	1	0	17	17	0			Morton	2	0	25	16	0		
[OUT OF BOUNDS]	1	0	0	0	0			Returns	7	0	140	29	0		
[TOUCHBACK]	1	0	0	0	0										
Returns	3	0	69	29	0										
OWN							OPP							OUT	
FUMBLES	FUM	REC	YDS	TD	FCD	REC	YDS	TD	BDS	FUMBLES	FUM	REC	YDS	TD	BDS
Burns	0	0	0	0	1	0	0	0	0	Mathis	1	0	0	0	0
Spencer	0	0	0	0	0	1	0	0	0	Horn	1	0	0	0	1
Anderson	1	0	0	0	0	0	0	0	0	Total	2	0	0	0	1
Friedman	0	1	0	0	0	0	0	0	0						
Romanowski	0	0	0	0	1	0	0	0	0						
Total	1	1	0	0	2	1	0	0	0						



2000 GAME-BY-GAME REVIEW

Game #14: Saints 31, San Francisco 27 3Com Park, San Francisco, Calif. (Dec. 10, 2000)

The Saints rallied from deficits of 11 & 10 points to beat San Francisco, 31-27 in a soldout 3Com Park when **Terry Allen** scored from 1 yard out with 46 seconds left in the game. The win kept the Saints in a 1st-place tie with St. Louis in the NFC West race. **Aaron Brooks** rushed for 108 yards on 11 carries as he became the 1st New Orleans QB to rush for 100 yards. The 49ers opened the scoring in the 1st quarter when QB **Jeff Garcia** raced 8 yards for a TD & a 7-0 lead. The Saints pulled to 7-3 when **Doug Brien** hit a 40-yard FG with 7:07 left in the 1st quarter. Garcia struck again, this time running in from 1 yard with :12 left in the half, which capped a 11-play, 95-yard drive & put the 49ers ahead, 14-3 at halftime. The Saints rallied in the 3rd quarter on a Brien 41-yard FG & a 15-yard TD pass from Brooks to **Andrew Glover**. The Saints went for 2 & Allen scored on a run to tie the game at 14-14. The 49ers went back on top, 21-14, on a 4-yard pass from Garcia to **Greg Clark** with 12:58 to go in the game. Brien's 3rd FG, a 28-yarder, pulled to Saints to 21-17 with 8:50 left. On the 49ers next possession, Garcia threw a 69-yard TD pass to **Terrell Owens**.

The snap on the extra point attempt was high & the 49ers led, 27-17. The Saints took the ensuing kickoff & Brooks found **Willie Jackson** for a 22-yard TD pass 5 plays later to pull New Orleans to 27-24 with 5:46 left. San Francisco went 3-&-out on their next possession & the Saints took over at their own 32 with 4:00 to go. Facing 4th-&-4 at the NO 38, Brooks scrambled for 10 yards & a 1st down to keep the drive alive. Allen finished off the drive with a 1-yard run for the game-winning TD. **Darren Perry** sealed the win with his 2nd interception of the game, this time with :10 left off a desperation pass by Garcia. The Saints piled up 388 yards of total offense as they had a season-high 216 yards on the ground. The 49ers had 398 total yards as Garcia completed 25-of-38 passes for 305 yards & 2 TDs. Brooks threw for 203 yards & 2 TDs to go along with his record rushing total. **Joe Horn** had his 4th 100-yard receiving day with 105 yards on 5 catches as he set the club record for receiving yards in a season with 1,164.

SAINTS NOTES:

* The Saints remained tied with the Rams for the NFC West lead after

St. Louis beat Minnesota, 40-29.

* New Orleans set a NFL record for best road record turnaround since the 16-game schedule was instituted in 1978. The Saints finished 7-1 on the road after a 0-8 record in 1999.

* **Aaron Brooks'** 108 rushing yards made him the 1st QB in NFL history to have a 400-yard passing & a 100-yard rushing game in the same season ... he is the 6th QB in NFL history to have a 400-yard passing game & a 100-yard rushing game in a career (**Randall Cunningham, Vinnie Testaverde, Steve Grogan, Steve Young & Bobby Layne**).

* The Saints defense had 2 sacks to give them a NFL-leading 58 ... the sack by **Darren Howard** in the 3rd quarter was his 10th of 2000 which set the Saints rookie mark.

* **Joe Horn** had his 4th 100-yard receiving game of 2000 which tied for 2nd on the Saints season list with **Danny Abramowicz** in 1969.

TEAM STATISTICS	N.O.	S.F.
TOTAL 1ST DOWNS	21	21
By Rushing	12	6
By Passing	9	14
By Penalty	0	1
3D: M - A - PCT.	6-15-40%	5-11-45%
4D: M - A - PCT.	1-1-100%	0-1-0%
TOTAL NET YARDS	388	398
Total Plays	72	61
Avg. Per Play	5.4	6.5
NET YARDS RUSHING	216	110
Total Rushes	38	21
Avg. Per Play	5.7	5.2
Tackles For Loss-Yds.	1-1	3-7
NET YARDS PASSING	172	288
Sacked-Yds. Lost	5-31	2-17
Gross Yards	203	305
PASSING: A-C-I	29-12-0	38-25-2
Avg. Per Play	5.1	7.2
KICKOFFS: # - EZ - TB	7-1-1	5-0-0
PUNTS: # - Avg.	5-40.6	5-43.6
Had Blocked	0	0
FGs - PATs Had Bld.	0-0	0-0
Net Punting Average	34.6	37.6
TOTAL RET. YARDAGE	33	30
# - Yds. Punt Returns	3-30	2-30
# - Yds. Kickoff Ret.	5-125	6-105
# - Yds. Int. Ret.	2-3	0-0
PENALTIES: # - Yds.	1-5	2-15
FUMBLES: # - Lost	1-0	1-1
TOUCHDOWNS	3	4
Rushing	1	2
Passing	2	2
EXTRA POINTS: M-A	3-3	3-4
Kicking: M-A	2-2	3-3
Rushing: M-A	1-1	0-1
FIELD GOALS: M-A	3-3	0-0
SAFETIES	0	0
FINAL SCORE	31	27
TIME OF POSS.	32:44	27:14

New Orleans Saints (9-5)	3	0	11	17	31
San Francisco 49ers (5-9)	7	7	0	13	27
Team Q Time	Play Description (Extra Point) (Drive Info)				
SF 1 10:24	Garcia 8 yd. run (Richey kick) (9-80, 4:36)				
NOS 1 7:07	Brien 40 yd. FG (7-26, 3:17)				
SF 2 0:12	Garcia 1 yd. run (Richey kick) (11-95, 2:32)				
NOS 3 8:19	Brien 41 yd. FG (8-33, 3:26)				
NOS 3 1:59	A. Glover 15 yd. pass from Brooks (Allen run) (9-57, 4:33)				
SF 4 12:58	Clark 4 yd. pass from Garcia (Richey kick) (8-70, 4:01)				
NOS 4 8:50	Brien 28 yd. FG (8-63, 4:08)				
SF 4 8:27	Owens 69 yd. pass from Garcia (run failed) (1-69, 0:23)				
NOS 4 5:46	Jackson 22 yd. pass from Brooks (Brien kick) (5-65, 2:41)				
NOS 4 0:46	Allen 1 yd. run (Brien kick) (12-68, 3:14)				

Field Goals (made) and missed

NOS: Brien (40),(41),(28)

SF: None

Paid Attendance: 67,892 (sellout)

Time: 3:10

Weather: Cloudy, 55 degrees, Humidity: 80%, Wind: W, 13 mph

GAME 14 AT SAN FRANCISCO



New Orleans Saints							San Francisco 49ers								
RUSHING	ATT	YDS	AVG	LG	TD		RUSHING	ATT	YDS	AVG	LG	TD			
Brooks	11	108	9.8	29	0		Garner	11	50	4.5	15	0			
Allen	18	80	4.4	14	1		Garcia	5	42	8.4	16	2			
Smith	6	18	3.0	6	0		Beasley	3	19	6.3	8	0			
Morton	2	11	5.5	11	0		Smith	2	-1	-0.5	1	0			
Horn	1	-1	-1.0	-1	0		Total	21	110	5.2	16	2			
Total	38	216	5.7	29	1										
PASSING	ATT	CMP	YDS	SK/YD	TD	LG	IN	PASSING	ATT	CMP	YDS	SK/YD	TD	LG	IN
Brooks	29	12	203	5/31	2	34	0	Garcia	38	25	305	2/17	2	69t	2
Total	29	12	203	5/31	2	34	0	Total	38	25	305	2/17	2	69t	2
RECEIVING	NO	YDS	AVG	LG	TD			RECEIVING	NO	YDS	AVG	LG	TD		
Horn	5	105	21.0	34	0			Owens	6	129	21.5	69t	1		
A. Glover	3	33	11.0	15t	1			Rice	6	62	10.3	22	0		
Morton	2	21	10.5	14	0			Garner	4	49	12.2	36	0		
Jackson	1	22	22.0	22t	1			Clark	4	24	6.0	9	1		
Poole	1	22	22.0	22	0			Beasley	3	15	5.0	6	0		
Total	12	203	16.9	34	2			Stokes	1	22	22.0	22	0		
								Streets	1	4	4.0	4	0		
								Total	25	305	12.2	69t	2		
INTERCEPTIONS	NO	YDS	LG	TD				INTERCEPTIONS	NO	YDS	LG	TD			
Perry	2	3	3	0				None							
Total	2	3	3	0											
PUNTING	NO	YDS	AVG	TB	I20	LG		PUNTING	NO	YDS	AVG	TB	I20	LG	
Gowin	5	203	40.6	0	1	44		Stanley	5	218	43.6	0	1	53	
Total	5	203	40.6	0	1	44		Total	5	218	43.6	0	1	63	
PUNT RETURNS	NO	FC	YDS	LG	TD			PUNT RETURNS	NO	FC	YDS	LG	TD		
Canty	2	0	25	13	0			K.Williams	2	1	30	25	0		
Mathis	1	0	5	5	0			[DOWNED]	1	0	0	0	0		
[DOWNED]	2	0	0	0	0			[OUT OF BOUNDS]	1	0	0	0	0		
Returns	3	0	30	13	0			Returns	2	1	30	25	0		
KICKOFF RETURNS	NO	FC	YDS	LG	TD			KICKOFF RETURNS	NO	FC	YDS	LG	TD		
Mathis	3	0	72	40	0			Williams	2	0	42	25	0		
McAfee	2	0	53	30	0			Lewis	2	0	33	21	0		
Returns	5	0	125	40	0			Streets	2	0	30	17	0		
								[TOUCHBACK]	1	0	0	0	0		
								Returns	6	0	105	25	0		
FUMBLES	OWN	FUM	REC	YDS	TD	FCD	REC	YDS	TD	BDS					
Johnson	0	0	0	0	0	1	0	0	0	0					
L. Glover	0	0	0	0	0	0	1	0	0	0					
Smith	1	0	0	0	0	0	0	0	0	0					
Fontenot	0	1	0	0	0	0	0	0	0	0					
Total	1	1	0	0	1	1	0	0	0	0					
FUMBLES	OWN	FUM	REC	YDS	TD	FCD	REC	YDS	TD	BDS					
Garner	1	0	0	0	0	0	0	0	0	0					
Young	0	0	0	0	0	1	0	0	0	0					
Total	1	0	0	0	0	1	0	0	0	0					

2000 GAME-BY-GAME REVIEW

Game #15: Saints 23, Atlanta 7

Louisiana Superdome; New Orleans, La. (Dec. 17, 2000)

The Saints, thanks to a strong defensive effort, clinched their 5th NFL playoff berth as they defeated Atlanta, 23-7 in a soldout Superdome. The Saints then captured the NFC West title after Tampa Bay beat St. Louis the next night. The Saints had 5 sacks to set the club mark of 63, held the Falcons to 163 total yards & had 2 interceptions (1 for a TD). After a scoreless 1st quarter, **Doug Brien** hit a 20-yard FG with 14:16 left in the 1st half to give the Saints a 3-0 lead. The New Orleans struck big on the Falcons' next possession as **Sammy Knight** intercepted a **Doug Johnson** pass & raced 31 yards for a TD & a 10-0 lead with 12:30 left in the quarter. Brien's 2nd FG on the game, this time a 46-yarder, closed out the half as the Saints led, 13-0. Atlanta received the 2nd half kickoff & **Darrick Vaughn** went 88 yards on the return for the TD. New Orleans came right back as the Saints marched 75 yards on 9 plays to score on a **Terry Allen** 2-yard run & a 20-7 lead. On the Falcons ensuing possession, the Saints thwarted a possible TD as **Alex Molden** intercepted a **Chris Chandler** pass in the end zone. The Saints final score

came on a 47-yard FG by Brien, his 3rd of the game with 4:54 to play. The Saints defense held the Falcons to 163 total yards (64 rushing & 99 passing) while the offense had 373 total yards. QB **Aaron Brooks** completed 24-of-35 passes for 285 yards & a 93.2 passer rating. The Falcon QB duo of Chandler & Johnson were a combined 9-of-20 passing for 126 yards & 2 interceptions. Allen led the Saints with 82 yards rushing on 21 carries while **Jamal Anderson** had 53 yards on 18 carries to lead the Falcons. Saints WR **Joe Horn** set the club record for receptions in a season with 89 after a 7-watch day for 116 yards (which tied the club mark for most 100-yard reception games in a season with **Eric Martin** in 1989. 5).

SAINTS NOTES:

* The Saints, by virtue of their victory over Atlanta & the Tampa Bay win over St. Louis on Monday Night Football, captured their 2nd NFC West title in the franchise's history (1991, 2000).

* The Saints reached the 10-win mark for the 5th time in club history.
* New Orleans converted a pair of 4th down plays in the 1st quarter to

give the Saints 10 4th down conversions on the season (3rd-most in Saints history since 4th downs were tracked by the NFL in 1982 - the club record is 14 in 1997).

* The Saints defense recorded 5 sacks to set the club record & give them a NFL-leading 63 ... the record-breaking 60th sack came in the 1st quarter when **Sammy Knight** sacked Atlanta QB **Doug Johnson** for an 8-yard loss.

* **Sammy Knight's** 31-yard interception return for a TD in the 2nd quarter was his 4th career INT return for a TD as a Saint, which broke the club mark of 3 held by **Brett Maxie** from 1985-93.

* **K Doug Brien** converted 3 FG tries for the 3rd consecutive game ... he passed the 100-point mark for only the 2nd time in his career.

TEAM STATISTICS	ATL	N.O.
TOTAL 1ST DOWNS	9	19
By Rushing	6	7
By Passing	3	12
By Penalty	0	0
3D: M - A - PCT.	4-12-33%	5-14-36%
4D: M - A - PCT.	0-0-0%	2-2-100%
TOTAL NET YARDS	163	373
Total Plays	46	66
Avg. Per Play	3.5	5.7
NET YARDS RUSHING	64	92
Total Rushes	21	30
Avg. Per Play	3.0	3.1
Tackles For Loss-Yds.	2-7	4-10
NET YARDS PASSING	99	281
Sacked-Yds. Lost	5-27	1-4
Gross Yards	126	285
PASSING: A-C-I	20-9-2	35-24-0
Avg. Per Play	4.0	7.8
KICKOFFS: # - EZ - TB	2-0-0	5-3-0
PUNTS: # - Avg.	7-40-1	5-44-2
Had Blocked	0	0
FGs - PATs Had Blkd.	0	0
Net Punting Average	39.4	37.0
TOTAL RET. YARDAGE	16	36
# - Yds. Punt Ret.	2-16	5-5
# - Yds. Kickoff Ret.	5-175	2-46
# - Yds. Int. Ret.	0-0	2-31
PENALTIES: # - Yds.	5-33	7-50
FUMBLES: # - Lost	2-1	1-1
TOUCHDOWNS	1	2
Rushing	0	1
Passing	0	0
Interceptions	0	1
Kickoff Returns	1	0
EXTRA POINTS: M-A	1-1	2-22
Kicking: M-A	1-1	2-22
FIELD GOALS: M-A	0-0	3-3
SAFETIES	0	0
FINAL SCORE	7	23
TIME OF POSS.	25:26	34:34

Atlanta Falcons (3-12)		0	0	7	0	7
New Orleans Saints (10-5)		0	13	7	3	23
Team	Q	Time	Play Description (Extra Point)	(Drive Info)		V-H
NOS	2	14:16	Brien 20 yd. FG (5-52, 2:07)			0-3
NOS	2	12:30	Knight 31 yd. interception return (Brien kick)			0-10
NOS	2	0:00	Brien 46 yd. FG (7-40, 0:55)			0-13
AF	3	14:43	Vaughn 88 yd. kickoff return (Andersen kick) (0-0, 0:17)			7-13
NOS	3	9:45	Allen 2 yd. run (Brien kick) (9-75, 4:58)			7-20
NOS	4	4:54	Brien 47 yd. FG (7-29, 3:50)			7-23
Field Goals (made) and missed						
AF: None						NOS: Brien (20),(46),(47)
Paid Attendance: 64,900 (sellout)						Time: 2:54
Weather: Indoors						

GAME 15 VS. ATLANTA

[illegible]



2000 GAME-BY-GAME REVIEW

Game #16: St. Louis 26, Saints 21 Louisiana Superdome; New Orleans, La. (Dec. 24, 2000)

St. Louis spoiled the Saints' chance for a 1st-round playoff bye & qualified for the NFC Playoffs as they beat the Saints, 26-21 in a soldout Superdome. Due to the St. Louis victory & Detroit's last-second loss to Chicago, the Saints & Rams would have a rematch in the NFC Wild Card round. The Rams' **Marshall Faulk** rushed for 220 yards, 2 TDs & caught 7 passes for 41 yards & 1 score to set the NFL's season TD mark with 26. The Rams opened the scoring on their 1st possession after intercepting Saints QB **Aaron Brooks**. Rams QB **Kurt Warner** found Faulk in the end zone for a 13-yard TD with 9:15 left for a 7-0 lead. The Saints tied the game when **Darrin Smith** stepped in front of a Warner pass & raced 41 yards for the TD & a 7-7 score. St. Louis took the next kickoff and went on a 9:11 drive that covered 82 yards in 15 plays, capped off by a **Jeff Wilkins** 19-yard FG & a 10-7 lead at the half. St. Louis extended the lead to 13-7 when Wilkins hit a 39-yard FG 11:41 left in the 3rd. Faulk's 2nd TD was a 9-yard run to push the Rams lead to 19-7 with 2:45 to go in the 3rd. The Saints pulled to 19-14 when **Aaron Brooks** hit Willie Jackson for a 28-

yard TD with 9:21 left in the game. St. Louis came right back & scored on Faulk's 3rd TD effort, this time a 1-yard plunge with 3:27 to play. New Orleans rallied to pull to 26-21 when Brooks threw his 2nd TD pass of the game, a 22-yard strike to **Joe Horn** with 2:24 to play. The Saints kicked off deep & after a holding call on the Rams, St. Louis had the ball at their own 5, but got 2 1st downs to run out the clock. St. Louis had 474 yards of total offense (246 rush & 228 pass) to the Saints' 269. Warner, who left the game & did not return with a mild concussion, was 12-for-17 passing for 133 yards. **Trent Green** relieved Warner & was 6-of-10 for 115 yards. Brooks was 16-of-31 for 208 yards & 2 TDs for the Saints. Horn caught 5 passes for 60 yards to finish the season with a club-record 1,340 yards. **Torry Holt** had 5 receptions for 121 yards for the Rams.

SAINTS NOTES:

* The Saints finished the season with a 7-1 record in NFC West play, the best division mark in club history & the best division record in the NFL for 2000.

* The Saints defense recorded 3 sacks to give them a NFL-leading &

club-record 66 ... the mark tied for the 6th-most in NFL history.
* **DT La'Roi Glover** had 1 sack to give him an NFL-leading & club record-tying 17 on the year.
* **Darrin Smith's** 41-yard interception return for a TD in the 2nd quarter was the 4th interception returned for a TD by the Saints this season.
* **Joe Horn** extended his club record of receptions to 94 after 5 catches for 60 yards & 1 TD vs. the Rams ... he finished with a club-record 1,340 yards.
* **K Doug Brien** converted 3 PAT attempts to finish the season 37-of-37 ... he set his career high with 106 points (37 PAT & 23 FG).

TEAM STATISTICS	STL	N.O.
TOTAL 1ST DOWNS	26	12
By Rushing	13	1
By Passing	12	9
By Penalty	1	2
3D: M - A - PCT.	5-12-42%	3-11-27%
4D: M - A - PCT.	0-0-0%	0-0-0%
TOTAL NET YARDS	474	269
Total Plays	72	48
Avg. Per Play	6.6	5.6
NET YARDS RUSHING	264	73
Total Rushes	42	15
Avg. Per Play	5.9	4.9
Tackles For Loss-Yds.	2-2	3-10
NET YARDS PASSING	228	196
Sacked-Yds. Lost	3-20	2-12
Gross Yards	248	208
PASSING: A-C-I	27-18-1	31-16-1
Avg. Per Play	7.6	5.9
KICKOFFS: # - EZ - TB	6-3-0	4-2-0
PUNTS: # - Avg.	4-42.3	7-39.4
Had Blocked	0	0
FGs - PATs Had Blkd.	0-0	0-0
Net Punting Average	38.5	36.0
TOTAL RET. YARDAGE	18	56
# - Yds. Punt Ret.	3-4	2-15
# - Yds. Kickoff Ret.	4-66	5-144
# - Yds. Int. Ret.	1-14	1-41
PENALTIES: # - Yds.	6-65	7-48
FUMBLES: # - Lost	0-0	3-0
TOUCHDOWNS	3	3
Rushing	2	0
Passing	1	2
Interceptions	0	1
EXTRA POINTS: M-A	2-3	3-3
Kicking: M-A	2-2	3-3
Rushing: M-A	0-1	0-0
FIELD GOALS: M-A	2-2	0-0
SAFETIES	0	0
FINAL SCORE	26	21
TIME OF POSS.	37:42	22:18

St. Louis Rams (10-6)		7	3	9	7	26
New Orleans Saints (10-6)		0	7	0	14	21
Team	Q	Time	Play Description (Extra Point) (Drive Info)			V-H
SLR	1	9:15	Faulk 13 yd. pass from Warner (Wilkins kick) (5-36, 2:45)			7-0
NOS	2	10:29	Smith 41 yd. interception return (Brien kick)			7-7
SLR	2	1:18	Wilkins 19 yd. FG (15-82, 9:11)			10-7
SLR	3	11:41	Wilkins 39 yd. FG (7-56, 3:19)			13-7
SLR	3	2:45	Faulk 9 yd. run (run failed) (9-75, 4:16)			19-7
NOS	4	9:21	Jackson 28 yd. pass from Brooks (Brien kick) (6-94, 2:15)			19-14
SLR	4	3:27	Faulk 1 yd. run (Wilkins kick) (9-79, 5:54)			26-14
NOS	4	2:24	Horn 22 yd. pass from Brooks (Brien kick) (6-60, 1:03)			26-21
Field Goals (made) and missed						
SLR: Wilkins (19),(39)						NOS: None
Paid Attendance: 64,900 (sellout)						Time: 3:05
Weather: Indoors						

GAME 16 VS. ST. LOUIS



St. Louis Rams							New Orleans Saints										
RUSHING		ATT	YDS	AVG	LG	TD	RUSHING		ATT	YDS	AVG	LG	TD				
Faulk		32	220	6.9	36	2	Moore		4	45	11.3	40	0				
Watson		2	16	8.0	10	0	Allen		6	17	2.8	10	0				
Holcombe		4	10	2.5	5	0	Brooks		3	7	2.3	9	0				
Warner		2	1	0.5	2	0	Morton		1	3	3.0	3	0				
Green		1	-1	-1.0	-1	0	Milne		1	1	1.0	1	0				
Holt		1	0	0.0	0	0	Total		15	73	4.9	40	0				
Total		42	246	5.9	36	2											
							PASSING		ATT	CMP	YDS	SK/YD	TD	LG	IN		
Warner		17	12	133	2/13	1	28	1	Brooks	31	16	208	2/12	2	41	1	
Green		10	6	115	1/7	0	42	0	Total	31	16	208	2/12	2	41	1	
Total		27	18	248	3/20	1	42	1									
RECEIVING		NO		YDS	AVG	LG	TD	RECEIVING		NO		YDS	AVG	LG	TD		
Faulk		7		41	5.9	13t	1	Horn		5		60	12.0	22t	1		
Holt		5		121	24.2	42	0	Jackson		4		71	17.8	41	1		
Bruce		2		43	21.5	22	0	Reed		2		36	18.0	19	0		
Proehl		2		32	16.0	18	0	Milne		2		20	10.0	15	0		
Conwell		1		8	8.0	8	0	Wilson		1		10	10.0	10	0		
Williams		1		3	3.0	3	0	Hall		1		6	6.0	6	0		
Total		18		248	13.8	42	1	Morton		1		5	5.0	5	0		
								Total		16		208	13.0	41	2		
							INTERCEPTIONS		NO		YDS	LG	TD				
Bly				1	14	14	0	Smith		1		41	41t	1			
Total				1	14	14	0	Total		2		41	41t	1			
							PUNTING		NO		YDS	AVG	TB	I20	LG		
Baker		4		169	42.3	0	2	54	Gowin		7		276	39.4	1	2	45
Total		4		169	42.3	0	2	54	Total		7		276	39.4	1	2	45
PUNT RETURNS		NO		FC	YDS	LG	TD	PUNT RETURNS		NO		FC	YDS	LG	TD		
Hakim		3		1	4	4	0	Canty		2		1	15	9	0		
[DOWNED]		1		0	0	0	0	[OUT OF BOUNDS]		1		0	0	0	0		
[OUT OF BOUNDS]		1		0	0	0	0	Returns		2		1	15	9	0		
[TOUCHBACK]		1		0	0	0	0										
Returns		3		1	4	4	0	KICKOFF RETURNS		NO		FC	YDS	LG	TD		
Blevins		3		0	64	24	0	McAfee		5		0	138	52	0		
Hakim		1		0	2	2	0	Allen		0		0	6	6	0		
Returns		4		0	66	24	0	[OUT OF BOUNDS]		1		0	0	0	0		
								Returns		5		0	144	52	0		
							OWN		OPP		OUT						
FUMBLES		FUM		REC	YDS	TD	FCD	REC	YDS	TD	FCD	REC	YDS	TD	BDS		
Brooks		2		0	0	0	0	0	0	0	0	0	0	0	0		
Turley		0		3	-6	0	0	0	0	0	0	0	0	0	0		
Jackson		1		0	0	0	0	0	0	0	0	0	0	0	0		
Total		3		3	-6	0	0	0	0	0	0	0	0	0	0		



2000 GAME-BY-GAME REVIEW

NFC Wild Card Playoff: Saints 31, St. Louis 28 Louisiana Superdome; New Orleans, La. (Dec. 30, 2000)

The Saints raced out to a 31-7 lead & had to hold off a furious St. Louis 4th quarter rally for the 1st playoff victory in franchise history, 31-28 in a NFC Wild Card Playoff game in a soldout Superdome. The victory pushed the Saints to a NFC Divisional Playoff matchup at Minnesota. On the Saints' 1st possession, WR **Joe Horn** was lost for the remainder of the game with a sprained ankle. After the Saints punted, St. Louis marched 68 yards in 11 plays, capped off by a 17-yard TD pass from **Kurt Warner** to **Issac Bruce** for a 7-0 lead. After that, it was all Saints for the next 2-plus quarters as New Orleans scored on 5 of their next 9 possessions. **Aaron Brooks** found **Robert Wilson** with a 12-yard TD pass just 4 seconds into the 2nd quarter to tie the game. Later in the period, **Doug Brien** hit a 33-yard FG with 1:30 left for a 10-7 Saints halftime lead. Brooks hit **Willie Jackson** with a 10-yard TD pass on the Saints' 1st possession of the 3rd quarter for a 17-7 advantage. Brooks & Jackson hooked up again, this time on a 49-yard TD bomb with 13:22 left in the game for a 24-7 lead. The Saints defense recovered a Warner fumble at the STL 16 &

Brooks found Jackson for the 3rd time 1 play later on a 16-yard TD strike for a 31-7 margin. The Rams then mounted a comeback as Warner threw a 17-yard TD pass to **Ricky Proehl** with 9:36 left. The 2-point rush failed as the Saints still led, 31-13. Later in the quarter, Warner completed a 25-yard TD pass to **Marshall Faulk** & the New Orleans lead was down to 31-20 with 3:52 to play. The Rams recovered the ensuing onside kick & their offense drove in for another score, a Warner 5-yard run with 2:36 to go. Warner completed the 2-point conversion pass to Faulk to pull the Rams to 31-28. The Saints were forced to punt with 1:51 to play at the STL 41. The punt was muffed by **Az-Zahir Hakim** & **Brian Milne** came up with the football to seal the victory for the Saints. The Rams had 384 yards of total offense to the Saints' 301. Brooks was 16-of-29 passing for 266 yards & 4 TDs. Jackson tied an NFL Playoff record with 3 TD catches as part of a 6-catch, 142-yard day. Warner was 24-of-40 for 365 yards, 3 TDs & 3 INTs. Bruce had 7 catches for 127 yards & 1 TD.

St. Louis Rams		7	0	0	21	28
New Orleans Saints		0	10	7	14	31
Team	Q	Time	Play Description (Extra Point) (Drive Info)			V-H
SLR	1	5:58	Bruce 17 yd. pass from Warner (Wilkins kick) (11-68, 6:55)			7-0
NOS	2	14:56	Wilson 12 yd. pass from Brooks (Brien kick) (11-70, 6:02)			7-7
NOS	2	1:30	Brien 33 yd. FG (4-5, 0:51)			7-10
NOS	3	8:40	Jackson 10 yd. pass from Brooks (Brien kick) (7-45, 3:23)			7-17
NOS	4	13:22	Jackson 49 yd. pass from Brooks (Brien kick) (5-74, 2:55)			7-24
NOS	4	11:57	Jackson 16 yd. pass from Brooks (Brien kick) (1-16, 0:05)			7-31
SLR	4	9:36	Proehl 17 yd. pass from Warner (run failed) (4-80, 2:21)			13-31
SLR	4	3:52	Faulk 25 yd. pass from Warner (Wilkins kick) (3-62, 0:48)			20-31
SLR	4	2:36	Warner 5 yd. run (Faulk pass from Warner) (5-47, 1:07)			28-31
Field Goals (made) and missed						
SLR: None			NOS: Brien (33)			
Paid Attendance: 64,900 (sellout)			Time: 3:16			
Weather: Indoors						

SAINTS NOTES:

- * The Saints won their 1st-ever NFC Playoff game after 4 previous defeats.
- * The defending Super Bowl champion Rams were eliminated, the earliest a defending champ had been knocked out since the 1985 49ers, who were beaten by the N.Y. Giants in the NFC Wild Card Playoff.
- * WR **Willie Jackson's** 3 TD catches tied for the most-ever in a NFL Playoff game.
- * S **Sammy Knight**, who had 5 interceptions in the regular season, had a pair of picks vs. the Rams, including a 52-yard return in the 2nd quarter that led to a 33-yard FG by **Doug Brien** for a 10-7 Saints halftime lead.

TEAM STATISTICS	STL	N.O.
TOTAL 1ST DOWNS	17	17
By Rushing	1	1
By Passing	16	14
By Penalty	0	2
3D: M - A - PCT.	7-12-58%	5-13-38%
4D: M - A - PCT.	0-0-0%	0-0-0%
TOTAL NET YARDS	384	301
Total Plays	58	63
Avg. Per Play	6.6	4.8
NET YARDS RUSHING	34	50
Total Rushes	16	32
Avg. Per Play	2.1	1.6
Tackles For Loss-Yds.	2-7	6-12
NET YARDS PASSING	350	251
Sacked-Yds. Lost	2-15	2-15
Gross Yards	365	266
PASSING: A-C-I	40-24-3	29-16-1
Avg. Per Play	8.3	8.1
KICKOFFS: # - EZ - TB	5-1-0	6-1-1
PUNTS: # - Avg.	5-43.0	6-41.0
Had Blocked	0	0
FGs - PATs Had Blocked	0-0	0-0
Net Punting Average	36.6	27.8
TOTAL RET. YARDAGE	65	96
# - Yds. Punt Ret.	3-59	3-32
# - Yds. Kickoff Ret.	5-69	5-83
# - Yds. Int. Ret.	1-6	3-64
PENALTIES: # - Yds.	9-60	5-40
FUMBLES: # - Lost	3-2	4-1
TOUCHDOWNS	4	4
Rushing	1	0
Passing	3	4
EXTRA POINTS: M-A	3-4	4-4
Kicking: M-A	2-2	4-4
Passing: M-A	1-1	0-0
Rushing: M-A	0-1	0-0
FIELD GOALS: M-A	0-0	1-1
SAFETIES	0	0
FINAL SCORE	28	31
TIME OF POSS.	28:29	31:31

NFC WILD CARD PLAYOFF



St. Louis Rams							New Orleans Saints														
RUSHING		ATT	YDS	AVG	LG	TD	RUSHING		ATT	YDS	AVG	LG	TD								
Faulk		14	24	1.7	4	0	Brooks		10	26	2.6	9	0								
Warner		1	5	5.0	5t	1	Allen		16	21	1.3	9	0								
Watson		1	5	5.0	5	0	Morton		2	5	2.5	5	0								
Total		16	34	2.1	5t	1	Moore		3	1	0.3	1	0								
							Jackson		1	-3	-3.0	-3	0								
							Total		32	50	1.6	9	0								
PASSING	ATT	CMP	YDS	SK/YD	TD	LG	IN	PASSING	ATT	CMP	YDS	SK/YD	TD	LG	IN						
Warner	40	24	365	2/15	3	38	3	Brooks	29	16	266	2/15	4	50	1						
Total	40	24	365	2/15	3	38	3	Total	29	16	266	2/15	4	50	1						
RECEIVING		NO	YDS	AVG	LG	TD		RECEIVING		NO	YDS	AVG	LG	TD							
Bruce		7	127	18.1	29	1		Jackson		6	142	23.7	50	3							
Faulk		7	99	14.1	35	1		Wilson		3	41	13.7	21	1							
Proehl		3	46	15.3	21	1		Reed		3	27	9.0	12	0							
Williams		3	25	8.3	14	0		Morton		2	34	17.0	23	0							
Hakim		2	42	21.0	38	0		A. Glover		1	16	16.0	16	0							
Holt		2	26	13.0	20	0		Allen		1	6	6.0	6	0							
Total		24	365	15.2	38	3		Total		16	266	16.6	50	4							
INTERCEPTIONS		NO	YDS	LG	TD			INTERCEPTIONS		NO	YDS	LG	TD								
Bush		1	6	6	0			Knight		2	56	52	0								
Total		1	6	6	0			Oldham		1	8	8	0								
PUNTING		NO	YDS	AVG	TB	I20	LG	Total		3	64	52	0								
Baker		5	215	43.0	0	0	53	PUNTING		NO	YDS	AVG	TB	I20	LG						
Total		5	215	43.0	0	0	53	Gowin		6	246	41.0	1	1	50						
								Total		6	246	41.0	1	1	50						
PUNT RETURNS		NO	FC	YDS	LG	TD		PUNT RETURNS		NO	FC	YDS	LG	TD							
Hakim		3	1	59	65	0		Morton		3	2	32	17	0							
[OUT OF BOUNDS]		1	0	0	0	0		Returns		3	2	32	17	0							
[TOUCHBACK]		1	0	0	0	0		KICKOFF RETURNS		NO	FC	YDS	LG	TD							
Returns		3	1	59	65	0		McAfee		3	0	81	31	0							
KICKOFF RETURNS		NO	FC	YDS	LG	TD		Smith		1	0	2	2	0							
Horne		5	0	69	24	0		Mathis		1	0	0	0	0							
[TOUCHBACK]		1	0	0	0	0		Returns		5	0	83	31	0							
Returns		5	0	69	24	0		FUMBLES	OWN	FUM	REC	YDS	TD	FCD	REC	YDS	TD	BDS			
FUMBLES	OWN	FUM	REC	YDS	TD	FCD	REC	YDS	TD	BDS	FUMBLES	OWN	FUM	REC	YDS	TD	FCD	REC	YDS	TD	BDS
Carter		0	0	0	0	0	1	0	0	0	Knight		1	0	0	0	0	0	0	0	1
Lyght		0	0	0	0	0	1	0	0	0	Brooks		2	0	-5	0	0	0	0	0	0
Little		0	0	0	0	0	1	0	0	0	Allen		0	1	0	0	0	0	0	0	
Total		0	0	0	0	0	3	0	0	0	Whitehead		0	0	0	0	1	0	0	0	0
											L. Glover		0	0	0	0	0	1	0	0	0
											Morton		0	1	0	0	0	0	0	0	0
											Mathis		1	0	0	0	0	0	0	0	0
											Milne		0	0	0	0	0	1	0	0	0
											Total		4	2	-5	0	1	2	0	0	1



2000 GAME-BY-GAME REVIEW

NFC Divisional Playoff: Minnesota 34, Saints 16

Hubert H. Humphrey Metrodome; Minneapolis, Minn. (Jan. 6, 2001)

Minnesota jumped out to a 24-3 lead & moved on to the NFC title game with a 34-16 victory over the Saints in the NFC Divisional Playoff game in a soldout Metrodome. The Vikings struck on their 1st possession as **Daunte Culpepper** hit **Randy Moss** on a 53-yard TD pass just 3:03 into the game. The Saints pulled to 7-3 on a 33-yard FG by **Doug Brien** with 7:46 left in the 1st quarter. **Gary Anderson** nailed a 24-yard FG on the Vikings next possession to push their lead to 10-3 at the end of the 1st. Culpepper found **Cris Carter** with a 17-yard TD pass with 1:29 left in the half for a 17-3 Vikings halftime lead. Minnesota took the 2nd half kickoff & scored on a 68-yard TD pass from Culpepper to Moss for a 24-3 advantage. The Saints came right back & drove 83 yards in 8 plays to score on a 2-yard pass from **Aaron Brooks** to **Dave Stachelski** to pull to 24-10 with 9:33 left in the quarter. The Vikings stretched the lead out the next time they had the ball when Anderson hit a 44-yard FG with 4:31 to go for a 27-10 advantage. Minnesota put the game away with 10:46 to play in the game when **Robert Smith** scored on a 2-yard run for a 34-10 lead. The Saints

scored the game's final points when Brooks found **Willie Jackson** for a 48-yard TD pass with 2:19 to play. The Vikings had 429 yards of total offense to the Saints' 355. Culpepper completed 17-of-31 passes for 302 yards & 3 TDs while Brooks was 30-of-48 passing for 295 yards & 2 TDs. **Chad Morton** caught a NFL post-season record-tying 13 passes for 106 yards while Jackson had 9 receptions for 125 yards & 1 TD. Carter had 8 receptions for 120 yards & 1 TD while Moss had 2 catches for 121 yards & 2 TDs for the Vikings.

SAINTS NOTES:

* **Dave Stachelski's** TD catch in the 3rd quarter was his 1st catch of the season.

* The game featured 2 100-yard receiving efforts for the Saints as **Chad Morton** (106) & **Willie Jackson** (125) each went over the century mark.

New Orleans Saints	3	0	7	6	16
Minnesota Vikings	10	7	10	7	34
Team Q Time Play Description (Extra Point) (Drive Info)	V-H				
MV 1 11:57 Moss 53 yd. pass from Culpepper (Anderson kick) (3-64, 1:20)	0-7				
NOS 1 7:46 Brien 33 yd. FG (10-65, 4:11)	3-7				
MV 1 1:36 Anderson 24 yd. FG (12-67, 6:10)	3-10				
MV 2 1:29 Carter 17 yd. pass from Culpepper (Anderson kick) (7-73, 3:40)	3-17				
MV 3 13:33 Moss 68 yd. pass from Culpepper (Anderson kick) (3-77, 1:27)	3-24				
NOS 3 9:33 Stachelski 2 yd. pass from Brooks (Brien kick) (8-83, 4:00)	10-24				
MV 3 4:31 Anderson 44 yd. FG (10-50, 5:02)	10-27				
MV 4 10:46 Smith 2 yd. run (Anderson kick) (8-29, 4:32)	10-34				
NOS 4 2:19 Jackson 48 yd. pass from Brooks (pass failed) (3-66, 0:58)	16-34				

Field Goals (made) and missed

NOS: Brien (33) MV: Anderson (24),(44)
Paid Attendance: 63,881 (sellout) Time: 3:15
Weather: Indoors

TEAM STATISTICS	N.O.	MINN
TOTAL 1ST DOWNS	19	18
By Rushing	4	6
By Passing	14	12
By Penalty	1	0
3D: M - A - PCT.	4-13-31%	10-17-59%
4D: M - A - PCT.	2-3-67%	0-0-0%
TOTAL NET YARDS	355	429
Total Plays	67	63
Avg. Per Play	5.3	6.8
NET YARDS RUSHING	69	127
Total Rushes	17	32
Avg. Per Play	4.1	4.0
Tackles For Loss-Yds.	1-1	4-5
NET YARDS PASSING	286	302
Sacked-Yds. Lost	2-9	0-0
Gross Yards	295	302
PASSING: A-C-I	48-30-2	31-17-0
Avg. Per Play	5.7	9.7
KICKOFFS: # - EZ - TB	4-1-0	7-1-0
PUNTS: # - Avg.	5-39.0	5-45.0
Had Blocked	0	0
FGs - PATs Had Blkd.	0-0	0-0
Net Punting Average	34.0	30.4
TOTAL RET. YARDAGE	33	27
# - Yds. Punt Ret.	3-33	3-25
# - Yds. Kickoff Ret.	7-139	4-72
# - Yds. Int. Ret.	0-0	2-2
PENALTIES: # - Yds.	7-40	5-60
FUMBLES: # - Lost	0-0	1-0
TOUCHDOWNS	2	4
Rushing	0	1
Passing	2	3
EXTRA POINTS: M-A	1-2	4-4
Kicking: M-A	1-1	4-4
Passing: M-A	0-1	0-0
FIELD GOALS: M-A	1-1	2-2
SAFETIES	0	0
FINAL SCORE	16	34
TIME OF POSS.	27:49	32:11

NFC DIVISIONAL PLAYOFF



New Orleans Saints							Minnesota Vikings														
RUSHING	ATT	YDS	AVG	LG	TD		RUSHING	ATT	YDS	AVG	LG	TD									
Brooks	5	29	5.8	13	0		Smith	25	74	3.0	25	1									
Morton	5	25	5.0	9	0		Culpepper	4	51	12.8	30	0									
R. Williams	6	14	2.3	7	0		Morrow	3	2	0.7	2	0									
Allen	1	1	1.0	1	0		Total	32	127	4.0	30	1									
Total	17	69	4.1	13	0																
PASSING	ATT	CMP	YDS	SK/YD	TD	LG	IN	PASSING	ATT	CMP	YDS	SK/YD	TD	LG	IN						
Brooks	48	30	295	2/9	2	48t	2	Culpepper	31	17	302	0/0	3	68t	0						
Total	48	30	295	2/9	2	48t	2	Total	31	17	302	0/0	3	68t	0						
RECEIVING	NO	YDS	AVG	LG	TD			RECEIVING	NO	YDS	AVG	LG	TD								
Morton	13	106	8.2	18	0			Carter	8	120	15.0	34	1								
Jackson	9	125	13.9	48t	1			Moss	2	121	60.5	68t	2								
Reed	2	29	14.5	16	0			Smith	2	25	12.5	20	0								
Poole	2	12	6.0	7	0			Kleinsasser	1	7	7.0	7	0								
Wilson	1	14	14.0	14	0			Walters	1	6	6.0	6	0								
A. Glover	1	5	5.0	5	0			Jordan	1	6	6.0	6	0								
Stachelski	1	2	2.0	2t	1			McWilliams	1	5	5.0	5	0								
R. Williams	1	2	2.0	2	0			Total	17	302	17.8	68t	3								
Total	30	295	9.8	48t	2																
INTERCEPTIONS	NO	YDS	LG	TD				INTERCEPTIONS	NO	YDS	LG	TD									
None								Wong	1	1	1	0									
								Tate	1	1	1	0									
								Total	2	2	1	0									
PUNTING	NO	YDS	AVG	TB	I20	LG		PUNTING	NO	YDS	AVG	TB	I20	LG							
Gowin	5	195	39.0	0	2	45		Berger	5	225	45.0	2	0	54							
Total	5	195	39.0	0	2	45		Total	5	225	45.0	2	0	54							
PUNT RETURNS	NO	FC	YDS	LG	TD			PUNT RETURNS	NO	FC	YDS	LG	TD								
Morton	3	0	33	13	0			Walters	3	2	25	11	0								
[TOUCHBACK]	2	0	0	0	0			Returns	3	2	25	11	0								
Returns	3	0	33	13	0																
KICKOFF RETURNS	NO	FC	YDS	LG	TD			KICKOFF RETURNS	NO	FC	YDS	LG	TD								
McAfee	7	0	139	31	0			Walters	3	0	68	24	0								
Returns	7	0	139	31	0			Hatchette	1	0	4	4	0								
								Returns	4	0	72	24	0								
FUMBLES	OWN	FUM	REC	YDS	TD	FCD	REC	YDS	TD	BDS	FUMBLES	OWN	FUM	REC	YDS	TD	FCD	REC	YDS	TD	BDS
Molden	0	0	0	0	0	1	0	0	0	0	Culpepper	1	0	0	0	0	0	0	0	0	1
Total	0	0	0	0	0	1	0	0	0	0	Total	1	0	0	0	0	0	0	0	0	1



2000 POSTSEASON STATISTICS

Record: 1-1, Finish: NFC Divisional Playoffs

Date	W/L	Score	Opponent	Attendance	INTERCEPTIONS	No	Yds	Avg	LG	TD
12/30	W	31-28	St. Louis	64,900	Knight	2	56	28.0	52	0
1/6	L	16-34	at Minnesota	63,881	Oldham	1	8	8.0	8	0
					Saints	3	64	21.3	52	0
					Opponents	3	8	2.7	6	0

TEAM STATISTICS	N.O.	OPP.
TOTAL FIRST DOWNS	36	35
Rushing	5	7
Passing	28	28
Penalty	3	0
3rd Down: Made/Att	9/26	17/29
3rd Down Pct.	34.6	58.6
4th Down: Made/Att	2/3	0/0
4th Down Pct.	66.7	0.0
POSSESSION AVG.	29:36	30:25
TOTAL NET YARDS	656	813
Avg. Per Game	328.0	406.5
Total Plays	130	121
Avg. Per Play	5.0	6.7
NET YARDS RUSHING	119	161
Avg. Per Game	59.5	80.5
Total Rushes	49	48
NET YARDS PASSING	537	652
Avg. Per Game	268.5	326.0
Sacked/Yards Lost	4/24	2/15
Gross Yards	561	667
Att./Completions	77/46	71/41
Completion Pct.	59.7	57.7
Had Intercepted	3	3
PUNTS/AVERAGE	11/40.1	10/44.0
NET PUNTING AVG.	11/30.6	10/33.5
PENALTIES/YARDS	12/80	14/120
FUMBLES/BALL LOST	3/0	4/2
TOUCHDOWNS	6	8
Rushing	0	2
Passing	6	6
Returns	0	0

Score by Periods	1	2	3	4	OT	TOT
Saints	3	10	14	20	0	47
Opponents	17	7	10	28	0	62

SCORING	TD	Ru	Pa	Rt	PAT	FG	S	TP
Jackson	4	0	4	0			0	24
Brien	0	0	0	5/5	2/2		0	11
Stachelski	1	0	1	0			0	6
Wilson	1	0	1	0			0	6
Saints	6	0	6	0	5/5	2/2	0	47
Opponents	8	2	6	0	6/6	2/2	0	62
2-Pt. Conv.: Saints 0-1, Opp. 1-2								
SACKS: Mitchell 1.0, Whitehead 1.0, Saints 2.0, Opp. 4.0								

RUSHING	No	Yds	Avg	LG	TD
Brooks	15	55	3.7	13	0
Morton	7	30	4.3	9	0
Allen	17	22	1.3	9	0
R. Williams	6	14	2.3	7	0
Moore	3	1	0.3	1	0
Jackson	1	-3	-3.0	-3	0
Saints	49	119	2.4	13	0
Opponents	48	161	3.4	30	2

RECEIVING	No	Yds	Avg	LG	TD
Jackson	15	267	17.8	50	4
Morton	15	140	9.3	23	0
Reed	5	56	11.2	16	0
Wilson	4	55	13.8	21	1
A. Glover	2	21	10.5	16	0
Poole	2	12	6.0	7	0
Allen	1	6	6.0	6	0
Stachelski	1	2	2.0	2t	1
R. Williams	1	2	2.0	2	0
Saints	46	561	12.2	50	6
Opponents	41	667	16.3	68t	6

PASSING	Att	Cmp	Yds	Cmp%	Yds/Att	TD	TD%	Int	Int%	Long	Sk/Yds	Rating
Brooks	77	46	561	59.7	7.29	6	7.8	3	3.9	50	4/24	92.0
Saints	77	46	561	59.7	7.29	6	7.8	3	3.9	50	4/24	92.0
Opponents	71	41	667	57.7	9.39	6	8.5	3	4.2	68t	2/15	99.9

2000 POSTSEASON DEFENSE



Name, Position	Regular Defensive Plays									Special Teams				
	TKL	AST	TOT	SK/YD	INT	PD	FF	FR		TKL	AST	FF	FR	BL
Darren Perry, S	10		10											
Norman Hand, DT	5	4	9			1								
Sammy Knight, S	4	5	9		2	4								
Kevin Mathis, CB	5	3	8							1				
Mark Fields, LB	5	2	7											
Darrin Smith, LB	5	2	7			1				1				
La'Roi Glover, DT	6		6					1						
Joe Johnson, DE	6		6											
Keith Mitchell, LB	5	1	6	1/3		1								
Alex Molden, CB	5	1	6			2	1							
Fred Thomas, CB	4	2	6							2				
Chris Oldham, S	5		5		1	1				1				
Willie Whitehead, DE	4	1	5	1/12			1							
Darren Howard, DE	3	1	4											
Chris Canty, CB	2		2											
Michael Hawthorne, CB	2		2							1				
Martin Chase, DT	1		1											
Phil Clarke, LB			0							3				
Dontá Jones, LB			0							1				
Rob Kelly, S			0							2				
Fred McAfee, RB			0							2				
Brian Milne, FB			0										1	
Totals	77	22	99	2/15	3	10	2	1		13	1	0	1	0

TKL: tackle, AST: assist, TOT: total, INT: interception, PD: pass defense, FF: forced fumble, FR: fumble recovery, BL: kicks blocked.

Miscellaneous Statistics: Terry Allen (1 fumble recovered), Chad Morton (1 fumble recovered), Jake Reed (1 tackle), TOTALS: 1 tackle, 2 fumbles recovered



2000 PRESEASON STATISTICS

Record: 1-3

Date	W/L	Score	Opponent	Attendance	RECEIVING	No	Yds	Avg	LG	TD	
7/29	L	20-24	at N.Y. Jets	75,754	Morton	12	114	9.5	24	0	
8/5	W	25-24	at Minnesota	63,445	R. Wilson	10	116	11.6	20	0	
8/12	L	0-17	at Indianapolis	20,105	Jackson	9	127	14.1	22	2	
8/25	L	17-22	Miami	46,955	R. Williams	8	87	10.9	22	0	
					Thelwell	7	102	14.6	38	0	
					Horn	3	64	21.3	28	0	
					A. Glover	3	45	15.0	26	0	
					Craver	3	18	6.0	8	0	
					T. Smith	3	17	5.7	12	0	
					Cleeland	2	26	13.0	20	0	
					Stachelski	2	23	11.5	19	0	
					Poole	2	22	11.0	13	0	
					Reed	2	21	10.5	12	1	
					Hall	2	13	6.5	7	1	
					Milne	2	9	4.5	7	0	
					Franklin	1	40	40.0	40	0	
					Wheatley	1	7	7.0	7	0	
					Hart	1	5	5.0	5	0	
					Brown	1	0	0.0	0	0	
					W. Perry	1	-2	-2.0	-2	0	
					Saints	75	854	11.4	40	4	
					Opponents	83	973	11.7	75	5	
TEAM STATISTICS											
TOTAL FIRST DOWNS				65	90						
Rushing				15	34						
Passing				46	48						
Penalty				4	8						
3rd Down: Made/Att				15/47	25/51						
3rd Down Pct.				31.9	49.0						
4th Down: Made/Att				4/7	3/5						
4th Down Pct.				57.1	60.0						
POSSESSION AVG.				26:35	33:25						
TOTAL NET YARDS				1167	1443						
Avg. Per Game				291.8	360.8						
Total Plays				229	264						
Avg. Per Play				5.1	5.5						
NET YARDS RUSHING				372	485						
Avg. Per Game				93.0	121.3						
Total Rushes				87	133						
NET YARDS PASSING				795	958						
Avg. Per Game				198.8	239.5						
Sacked/Yards Lost				11/59	2/15						
Gross Yards				854	973						
Att./Completions				131/75	129/63						
Completion Pct.				57.3	64.3						
Had Intercepted				6	6						
PUNTS/AVERAGE				16/42.3	10/39.1						
NET PUNTING AVG.				16/36.4	10/26.1						
PENALTIES/YARDS				30/206	19/195						
FUMBLES/BALL LOST				9/6	8/8						
TOUCHDOWNS				7	9						
Rushing				0	4						
Passing				4	5						
Returns				3	0						
Score by Periods											
Saints				23	3	10	26	0	62		
Opponents				13	42	16	16	0	87		
SCORING											
TD Ru Pa Rt PAT FG S TP											
Jackson				4	0	4	0	0	24		
Brien				0	0	0	0	5/5	2/2	0	
Stachelski				1	0	1	0	0	0	6	
Wilson				1	0	1	0	0	0	6	
Saints				6	0	6	0	5/5	2/2	0	
Opponents				8	2	6	0	6/6	2/2	0	
2-PT. Conv.: Saints 0-2, Opp. 1-1											
SACKS: Whitehead 2.0, Saints 2.0, Opp. 11.0											
RUSHING											
No				Yds	Avg	LG	TD				
R. Williams				32	115	3.6	15	0			
Morton				26	103	4.0	14	0			
Blake				5	35	7.0	12	0			
A. Brooks				3	31	10.3	17	0			
Craver				8	31	3.9	11	0			
W. Perry				5	29	5.8	19	0			
Delhomme				2	23	11.5	21	0			
Barnes				1	3	3.0	3	0			
Phillyaw				4	2	0.5	6	0			
Jackson				1	0	0.0	0	0			
Saints				87	372	4.3	21	0			
Opponents				133	485	3.6	29	4			
FIELD GOALS											
No				Yds	Avg	LG	TD				
Brien				0/0	2/2	2/3	1/2	0/1			
Saints				0/0	2/2	2/3	1/2	0/1			
Opponents				0/0	3/3	3/3	2/3	0/0			
Brien: (38N) (36G,24G,23G,49G) (45N) (34G,55N)											
Opponents: (27G) (40G) (34G,44G,48N,23G) (23G,31G,34G)											

2000 PRESEASON DEFENSE



Name, Position	Regular Defensive Plays								Special Teams				
	TKL	AST	TOT	SK/YD	INT	PD	FF	FR	TKL	AST	FF	FR	BL
Darren Perry, S	16	3	19		1	1		1					
Philip Ward, LB	12	4	16			1			1			1	
Phil Clarke, LB	10	3	13				1	1					
Fred Weary, CB	10	3	13		1	1	1	1					
Gerald Vaughn, S	8	5	13										1
Mark Fields, LB	9	3	12										
Keith Mitchell, LB	8	4	12			1							
Sammy Knight, S	10	1	11		1	4			2			1	
Robert Newkirk, DT	8	2	10						1				1
Willie Whitehead, DE	7	3	10	2/15									
Alex Molden, CB	6	4	10										
Corey Harris, CB	9		9		2	3			1				
D.J. Cooper, DE	8	1	9										
Ron Merkersen, LB	6	2	8						1				
Joe Tuipala, LB	7		7						1				
Uhuru Hamiter, DE	5	2	7				1						
Michael Hawthorne, CB	4	3	7			1							
Jared Tomich, DE	4	3	7		1	1							
La'Roi Glover, DT	4	2	6			1							
Jamal Brooks, LB	5		5						1				
Dontá Jones, LB	5		5										
Darrin Smith, LB	5		5			1	1						
Charlie Clemons	3	2	5										
Norman Hand, DT	3	2	5			1							
K.D. Williams, LB	3	2	5			1			1				
Eric Johnson, S	4		4										
Kevin Mathis, CB	4		4			1		2	1				
Steve Israel, CB	1	2	3										
Shannon Garrett, CB	2		2										
Darren Howard, DE	2		2				1						
Joe Johnson, DE	2		2				1						
Chris Oldham, S	2		2			1			1	1			
Bobby Setzer, DE	2		2										
Donnie Spragan, LB	2		2										
Fred Thomas, CB	2		2			1		1					
Pete Destefano, S	1	1	2						1				
Winfield Garnett, DT	1		1										
Rob Kelly, S	1		1										
Aaron Craver, RB			0						2				
P.J. Franklin, WR			0						1				
Toby Gowin, P			0						1				
Kevin Houser, LS			0						1				
Robert Hunt, G			0						1				
Chad Morton, RB			0						1				
Robert Wilson, WR			0							1			
Totals	201	57	258	2/15	6	20	6	7	18	3	0	2	2



2000 TELEVISION RATINGS


Regular Season

Date	Opponent	Rating	Share	Local Rank
Sept. 3	DETROIT	31.1	57	1
Sept. 10	at San Diego	33.2	50	1
Sept. 17	at Seattle	31.8	50	1
Sept. 24	PHILADELPHIA	27.5	48	1
Oct. 8	at Chicago	26.5	46	1
Oct. 15	CAROLINA	LOCAL BLACKOUT		
Oct. 22	at Atlanta	32.4	56	1
Oct. 29	at Arizona	33.5	53	1
Nov. 5	SAN FRANCISCO	33.0	57	1
Nov. 12	at Carolina	35.2	59	1
Nov. 19	OAKLAND	36.3	58	1
Nov. 26	at St. Louis	36.5	61	1
Dec. 3	DENVER	35.3	56	1
Dec. 10	at San Francisco	37.5	57	1
Dec. 17	ATLANTA	37.4	62	1
Dec. 24	ST. LOUIS	39.1	65	1

Postseason

Date	Opponent	Rating	Share	Local Rank
Dec. 30	ST. LOUIS (Wild Card)	44.4	65	1
Jan. 6	at Minnesota (Divisional)	47.6	71	1

Home games in bold



RECORDS

Saints WR Joe Horn set club records in receptions (94) & reception yards (1,340) in 2000. He had the 3rd-best receiving game in Saints history with 180 yards on 10 catches vs. San Francisco on Nov. 5, 2000.





CAREER LEADERS

RUSHING YARDS

	Att.	Yds.	Avg.	Long	TD
1. George Rogers (1981-84)	995	4,267	4.3	79t	23
2. Dalton Hilliard (1986-93)	1126	4,164	3.7	65t	39
3. Rueben Mayes (1986-88,90)	837	3,408	4.1	50	23
4. Chuck Muncie (1976-80)	787	3,386	4.3	69t	28
5. Tony Galbreath (1976-80)	760	2,865	3.8	74t	27
6. Mario Bates (1994-97)	678	2,554	3.8	74t	21
7. Wayne Wilson (1979-86)	658	2,462	3.7	41t	16
8. Archie Manning (1971-75,77-82)	358	2,058	5.7	27	18
9. Mike Strachan (1975-80)	471	1,899	4.0	31	14
10. Ricky Williams (1999-)	501	1,884	3.8	26t	10
11. Craig Heyward (1988-92)	432	1,813	4.2	73t	13
12. Derek Brown (1993-96)	388	1,383	3.6	60	6
13. Hokie Gajan (1982-85)	252	1,358	5.4	62t	11

PASSING YARDS

	Att.	Comp.	Yds.	Pct.	TD	Int.
1. Archie Manning (1971-75,77-82)	3,335	1,849	21,734	55.4	115	156
2. Bobby Hebert (1985-89,91-92)	2,055	1,202	14,630	58.5	85	75
3. Jim Everett (1994-96)	1,571	958	10,622	61.0	60	48
4. Billy Kilmer (1967-70)	1,116	592	7,490	53.0	47	62
5. Dave Wilson (1981,83-88)	1,038	551	6,987	53.1	36	55
6. Steve Walsh (1990-93)	620	336	3,879	54.2	25	22
7. Ken Stabler (1983-84)	570	326	3,670	57.2	17	33
8. Billy Joe Tolliver (1998-00)	467	249	3,343	53.3	15	20
9. Bobby Scott (1973-82)	500	237	2,781	47.4	15	29
10. Edd Hargett (1969-72)	437	205	2,727	46.9	11	10

RECEPTIONS

	No.	Yds.	Avg.	Long	TD
1. Eric Martin (1985-93)	532	7,854	14.8	84	48
2. Danny Abramowicz (1967-73)	309	4,875	15.7	80t	37
3. Tony Galbreath (1976-80)	284	2,221	7.8	38	6
4. Quinn Early (1991-95)	270	3,758	13.9	70t	25
5. Hoby Brenner (1981-93)	267	3,849	14.4	57	21
6. Dalton Hilliard (1986-93)	249	2,233	9.0	54t	14
7. Henry Childs (1974-80)	207	3,220	15.6	59t	27
8. Wes Chandler (1978-81)	182	2,801	15.4	85t	15
9. Wayne Wilson (1979-86)	179	1,517	8.5	55	14
10. Torrance Small (1992-96)	176	2,180	12.4	75t	16
11. Michael Haynes (1994-96)	162	2,368	14.6	78t	13
12. John Tice (1983-92)	158	1,603	10.1	40	15
13. Dave Parks (1968-72)	149	2,264	15.2	66	16
14. Jeff Groth (1981-85)	147	2,073	14.1	56t	5
15. Lonzell Hill (1987-90)	136	1,696	12.5	46	13

SCORING

	TD	PAT	FG	Total
1. Morten Andersen (1982-94)	-	412	302	1318
2. Doug Brien (1995-00)	-	144	123	513
3. Dalton Hilliard (1986-93)	53	-	-	318
4. Eric Martin (1985-93)	48	-	-	288
5. Charlie Durkee (1967-68,71-72)	-	87	52	243
6. Danny Abramowicz (1967-73)	37	-	-	222
7. Tony Galbreath (1976-80)	33	1	2	205
8. Rich Szaro (1975-78)	-	79	37	190
9. Wayne Wilson (1979-86)	30	-	-	180
10. Chuck Muncie (1976-80)	29	-	-	174
11. Tom Dempsey (1969-70)	-	49	40	169
12. Henry Childs (1974-80)	28	-	-	168
13. Quinn Early (1991-95)	25	-	-	150
14. George Rogers (1981-84)	23	-	-	138
Rueben Mayes (1986-88, 1990)	23	-	-	138

CAREER LEADERS



PUNTING AVERAGE (minimum 40 attempts)

	No.	Avg.	Long
1. Mark Royals (1997-98)	176	45.8	66
2. Tommy Barnhardt (1987,89-94,99)	515	42.5	65
3. Tom McNeill (1967-69)	130	42.3	81
4. Brian Hansen (1984-88)	363	42.0	66
5. Steve O'Neal (1973)	81	41.7	71
6. Julian Fagan (1970-72)	225	41.6	71
7. Tom Blanchard (1974-78)	447	41.3	71
8. Toby Gowin (2000-)	74	41.1	58
9. Rick Partridge (1979)	57	40.9	61
10. Ollie Cordill (1969)	42	40.9	58

INTERCEPTIONS

	No.	Yds.	Avg.	Long	TD
1. Dave Waymer (1980-89)	37	395	10.7	44	0
2. Tommy Myers (1972-81)	36	621	17.3	97t	2
3. Gene Atkins (1987-93)	21	324	15.4	79	0
4. Dave Whitsell (1967-69)	19	242	12.7	41	2
5. Johnnie Poe (1981-87)	17	269	15.8	40t	2
Sammy Knight (1997-)	17	314	18.5	91t	4
7. Toi Cook (1987-93)	16	280	17.5	63t	2
Brett Maxie (1985-93)	16	232	14.5	50t	3
9. Ernie Jackson (1972-77)	15	187	12.5	46	0
10. Frank Wattelet (1981-87)	12	135	11.3	35t	1

QUARTERBACK SACKS

	No.	Yds
1. Rickey Jackson (1981-93)	123	873
2. Wayne Martin (1989-99)	82.5	547
3. Pat Swilling (1986-92)	76.5	629.5
4. Frank Warren (1981-89,91-94)	57	362
5. Jim Wilks (1981-93)	49	354
6. Renaldo Turnbull (1990-96)	44.5	255.5
7. Elois Grooms (1975-81)	43	-
8. La'Roi Glover (1997-)	42	275
9. Joe Johnson (1994-98,00-)	41.5	221
10. Derland Moore (1973-85)	40.5	301

PUNT RETURN AVERAGE (minimum 20 returns)

	No.	Yds.	Avg.	Long	TD
1. Mel Gray (1986-88)	49	657	13.4	80	1
2. Andre Hastings (1997-99)	23	305	13.3	76	0
3. Eric Guliford (1997-98)	57	599	10.5	40	0
4. Howard Stevens (1973-74)	54	547	10.1	40	0
5. Pete Athas (1976)	35	332	9.5	67	0
6. Chad Morton (2000-)	30	278	9.3	51	0
7. Tyrone Hughes (1993-96)	116	1,060	9.1	83t	2
8. Jitter Fields (1984)	27	236	8.7	61	0
9. Jeff Groth (1981-85)	104	887	8.5	36	0

KICKOFF RETURN AVERAGE (minimum 25 returns)

	No.	Yds.	Avg.	Long	TD
1. Walt Roberts (1967)	28	737	26.3	91t	1
2. John Gilliam (1967-68, 77)	31	809	26.1	94t	1
3. Eric Guliford (1997-98)	61	1,559	25.5	102t	1
4. Tyrone Hughes (1993-96)	229	5,717	25.0	99t	3
5. Gene Howard (1968-69)	32	760	23.8	86	0
6. Margene Adkins (1972)	43	1,020	23.7	61	0
7. Chad Morton (2000-)	44	1,029	23.4	68	0
8. Mel Gray (1986-88)	94	2,192	23.3	101t	1
9. Wes Chandler (1978-81)	39	896	23.0	38	0
10. Rich Mauti (1977-80, 82-83)	124	2,836	22.9	52	0
Wayne Wilson (1979-86)	69	1,583	22.9	75	0



CAREER LEADERS

FIELD GOALS MADE

	Att.	Made	Pct.	Long
1. Morten Andersen (1982-94)	389	302	.776	60
2. Doug Brien (1995-00)	149	123	.826	56
3. Charlie Durkee (1967-68, 71-72)	101	52	.515	47
4. Tom Dempsey (1969-70)	75	40	.533	63
5. Rich Szaro (1975-78)	58	37	.638	50
6. Benny Ricardo (1980-81)	42	23	.548	47
7. Bill McClard (1973-75)	45	23	.511	47
8. Garo Yepremian (1979)	16	12	.750	44
9. Happy Feller (1972-73)	23	10	.435	46

GAMES PLAYED WITH SAINTS (minimum 100)

	No.
1. Morten Andersen (1982-94)	196
2. Rickey Jackson (1981-93)	195
3. Frank Warren (1981-89, 91-94)	189
4. Stan Brock (1980-92)	186
5. Jim Wilks (1981-93)	183
6. Hoby Brenner (1981-93)	175
7. Wayne Martin (1989-99)	171
8. Derland Moore (1973-85)	169
9. Jim Dombrowski (1986-96)	151
10. Dave Waymer (1980-89)	149
11. Eric Martin (1985-93)	143
12. Joel Hilgenberg (1984-93)	142
13. John Hill (1975-84)	137
Archie Manning (1971-75, 77-82)	137
15. John Tice (1983-92)	134
16. Sam Mills (1986-94)	133
17. Joe Federspiel (1972-80)	130
18. William Roaf (1993-)	124
19. Vaughan Johnson (1986-93)	120
20. Tommy Myers (1972-81)	119
21. Brett Maxie (1985-93)	118
22. Dave Lafary (1977-85)	109
23. Dalton Hilliard (1986-93)	108
24. Pat Swilling (1986-92)	107
Gene Atkins (1987-93)	107
26. Renaldo Turnbull (1990-96)	104
27. Bruce Clark (1982-88)	102
28. Larry Hardy (1978-85)	101
Toi Cook (1987-93)	101



YEARLY LEADERS

RUSHING YARDS

	Att.	Yds.	Avg.	Long	TD
1967 — Jim Taylor	130	390	3.0	16	2
1968 — Don McCall	155	637	4.1	48	4
1969 — Andy Livingston	181	761	4.2	18	5
1970 — Tony Baker	82	337	4.1	27	5
1971 — Jim Strong	95	404	4.3	39	3
1972 — Bob Gresham	120	381	3.2	23	3
1973 — Jess Phillips	198	663	3.3	20	0
1974 — Alvin Maxson	165	714	4.3	66t	2
1975 — Mike Strachan	161	668	4.1	21	2
1976 — Chuck Muncie	148	652	4.4	51	2
1977 — Chuck Muncie	201	811	4.0	36	6
1978 — Tony Galbreath	186	635	3.4	20	5
1979 — Chuck Muncie	238	1198	5.0	69t	11
1980 — Jimmy Rogers	80	366	4.6	24	1
1981 — George Rogers	378	1674	4.4	79t	13
1982 — George Rogers	122	535	4.4	38	3
1983 — George Rogers	256	1144	4.5	76t	5
1984 — George Rogers	239	914	3.8	28	2
1985 — Wayne Wilson	168	645	3.8	41t	1
1986 — Rueben Mayes	286	1353	4.7	50	8
1987 — Rueben Mayes	243	917	3.8	38	5
1988 — Dalton Hilliard	204	823	4.0	36	5
1989 — Dalton Hilliard	344	1262	3.7	40	13
1990 — Craig Heyward	129	599	4.6	47t	4
1991 — Fred McAfee	109	494	4.5	34	2
1992 — Vaughn Dunbar	154	565	3.7	25	3
1993 — Derek Brown	180	705	3.9	60	2
1994 — Mario Bates	151	579	3.8	40	6
1995 — Mario Bates	244	951	3.9	66t	7
1996 — Mario Bates	164	584	3.6	33	4
1997 — Ray Zellars	156	552	3.5	27	4
1998 — Lamar Smith	138	457	3.3	33	1
1999 — Ricky Williams	253	884	3.5	25	2
2000 — Ricky Williams	248	1000	4.0	26t	8

LONGEST RUSH

1967 — Don McCall, 48t at Washington 12-17
1968 — Don McCall, 48 vs. Washington 9-22
1969 — Tony Baker, 54 at St. Louis 11-2
1970 — Tony Baker, 27 at St. Louis 10-11
1971 — Jim Strong, 39 at San Francisco 11-14
1972 — Bill Butler, 27 at Atlanta 11-12
1973 — Archie Manning, 23 at L.A. Rams 11-11
1974 — Alvin Maxson, 66t vs. St. Louis 12-8
1975 — Steve Rogers, 22 vs. Chicago 12-21
1976 — Tony Galbreath, 74t at Kansas City 9-26
1977 — Chuck Muncie, 36 vs. L.A. Rams 10-30
1978 — Chuck Muncie, 28 at Atlanta 11-26
1979 — Chuck Muncie, 69t vs. Atlanta 9-2
1980 — Tony Galbreath, 26 at L.A. Rams 9-2
1981 — George Rogers, 79t at Cleveland 10-18
1982 — George Rogers, 38 at San Francisco 11-28
1983 — George Rogers, 76t vs. St. Louis 9-4
1984 — Hokie Gajan, 62t at Dallas 10-21
1985 — Earl Campbell, 45 at Atlanta 12-22
1986 — Rueben Mayes, 50 vs. New England 11-30
1987 — Rueben Mayes, 38 vs. San Francisco 10-25
1988 — Craig Heyward, 73t vs. L.A. Raiders 10-23
1989 — Dalton Hilliard, 40 vs. L.A. Rams 11-26
1990 — Gill Fenerty, 60t at L.A. Rams 12-9
1991 — Dalton Hilliard, 65t at Atlanta 9-29
1992 — Vaughn Dunbar, 25 at Atlanta 9-20
1993 — Lorenzo Neal, 74t at Atlanta 9-12
1994 — Mario Bates, 40 vs. Dallas 12-19
1995 — Mario Bates, 66t at New England 12-3
1996 — Ray Zellars, 63 vs. Chicago 10-13
1997 — Mario Bates, 74t vs. Detroit 9-21
1998 — Lamar Smith, 33 at Indianapolis 9-27
1999 — Billy Joe Tolliver, 33 at Chicago 10-3
2000 — Fred McAfee, 40 vs. Carolina 10-15; Jerald Moore, 40 vs. St. Louis 12-24