



New Orleans SAINTS

WEEKLY MEDIA INFORMATION GUIDE

**CAROLINA PANTHERS
VS. NEW ORLEANS SAINTS**

DEC. 14, 2025 @ CAESARS SUPERDOME

GAME INFORMATION | ROSTERS | DEPTH CHART | STATISTICS | PLAYER MINIBIOS



WEEKLY RELEASE

NEW ORLEANS SAINTS



CAROLINA PANTHERS [7-6] VS. NEW ORLEANS SAINTS [3-10]

WEEK #15

SUNDAY, DECEMBER 14, 2025 - 3:25 P.M. (CST)
CAESARS SUPERDOME - NEW ORLEANS, LA.



THE MATCHUP

Despite being eliminated from playoff contention the week before, the New Orleans Saints [3-10] will bring the same level of postseason effort and intensity that they brought to a 24-20 win at the Tampa Bay Buccaneers on Sunday, when they play host to the Carolina Panthers [7-6] at the Caesars Superdome. Improving to 2-2 in the NFC South and splitting the season series with Tampa Bay, New Orleans will be looking to finish strong in the division with Sunday's matchup and the season finale at the Atlanta Falcons on tap. On Sunday, New Orleans will be looking for the series sweep, after winning 17-7 at the Panthers on November 9.

Among New Orleans and their division rivals, the series between the Saints and Panthers has been a dogfight, with New Orleans holding a 32-29 regular season edge, as well as capturing the 2017 NFC Wild Card Playoff game. The Saints have won the last two matchups between the clubs at the Caesars Superdome.

Following a disappointing 21-17 loss at the Miami Dolphins on November 30, New Orleans went back to the drawing board to make corrections to their next weekend's return trip to Florida and responded to heavy rain and a sluggish first half to rebound from a 17-14 third quarter deficit with an impressive performance on offense, defense and on special teams.

After Tampa Bay took the 17-14 lead midway through the third quarter on a seven-play drive that consisted of zero passes, New Orleans reached the red zone on the next drive and K **Charlie Smyth** booted a 30-yard field goal to tie the score.

In the subsequent drive that spanned the third and fourth quarters, CB **Kool-Aid McKinstry** jarred the ball out of Buccaneers WR Chris Godwin's hands out of bounds to force an incompleteness. QB **Tyler Shough** then engineered a nine-play, 41-yard game winning drive, that ended with the rookie signalcaller's second rushing touchdown of the day. When Tampa Bay got the ball back, New Orleans held them to a field goal to retain the lead, 24-20. Despite not scoring, the Saints chewed up over four minutes of clock and Shough engineered two third down completions for first downs to WR **Devaughn Vele**. With the Buccaneers getting the ball back at their 20-yard line with 1:48 left, the Saints ended the game, by forcing a four-and-out, punctuated by LB **Demario Davis** stopping Tampa Bay TE Cade Otton one yard in front of the first down marker.

CALLING THE ACTION

TELEVISION: FOX Regional Coverage (WVUE FOX 8 locally) - Jason Benetti (play-by-play), Robert Griffin III (color analyst) and Sarah Kustok (sideline reporter)

LOCAL RADIO: WWL (870 AM and 105.3 FM) - Mike Hoss (play-by-play), Deuce McAllister (color analyst) and Jeff Nowak (sideline reporter)

SPANISH LANGUAGE RADIO: Tropical Radio (830 AM, 94.7 FM-Baton Rouge and 105.7 FM-New Orleans) - Mario Jerez (play-by-play), Juan Carlos Ramos (color analyst) and Victor Quinonez (sideline reporter)

THE HEAD COACHES



Named the 19th head coach in New Orleans Saints history on February 11, 2025 Kellen Moore joined the Black and Gold after serving as the offensive coordinator for the

Philadelphia Eagles in 2024. Under the guidance of Moore, quarterback Jalen Hurts and running back Saquon Barkley both had career years. Hurts finished with a career-high 103.7 passer rating, en route to Super Bowl LIX MVP honors. Barkley, who was named the 2024 National Football League Offensive Player of the Year by the *Associated Press*, had one of the best seasons on the ground in NFL history, leading the league with a franchise-record 2,005 rushing yards in the regular season. His 2,504 rushing yards including the postseason were a league record, earning Pro Bowl and All-Pro honors. The 2024 Eagles offense ranked eighth overall in net yards per game [367.2] and seventh in points per game [27.2]. Philadelphia rushed for a single-season club record 3,048 yards [sixth-best in NFL history] and finished second in the league in rushing yards per game [179.3]. Before joining the Eagles in 2024, Moore served as offensive coordinator of the Los Angeles Chargers in 2023 and the Dallas Cowboys from 2019-22 after starting his coaching career as quarterbacks coach in Dallas in 2018. In four seasons as offensive coordinator of the Cowboys, Moore's unit ranked second in the NFL in total offense [391.0 net yards per game] and scoring [27.7 points per game]. The Dallas offense was also the league's fourth-best passing offense [264.4 net yards per game] and ranked seventh in rushing offense [126.6 yards per game] over that span.

Moore played quarterback at Boise State [2007-11] before playing six seasons in the National Football League with the Detroit Lions [2012-14], Dallas Cowboys [2015-17].

Personal: Born July 5, 1988, in Prosser, Washington. He and his wife, Julie, have two daughters, Halle and Madelyn, and two sons, Kyler and Beckham. His younger brother, Kirby, is the offensive coordinator at the University of Missouri.



Dave Canales is in his second season as head coach for the Panthers. Canales came to Carolina having spent his first 13 seasons in the NFL with Seattle [2010-22] in various roles on offense, prior to serving as the offensive coordinator of the Tampa Bay Buccaneers in 2023.

In his lone season as offensive coordinator with the Buccaneers, quarterback Baker Mayfield set career highs in passing yards [4,044], completion percentage [64.3], touchdown passes [28] and completions [364]. He was one of just two NFL quarterbacks to throw 27-plus touchdowns with 10-or-fewer interceptions on the season.

Canales joined the Buccaneers after 13 seasons with the Seahawks, where he helped Seattle to ten playoff appearances, two conference championships and a Super Bowl LVIII title. Canales originally joined the Seahawks as an offensive quality control coach [2010-12] before being elevated to assistant quarterbacks coach [2013-14] and later wide receivers coach [2015-17], quarterbacks coach [2018-19, 2022] and pass game coordinator [2020-21].

As quarterbacks coach in 2022, Canales helped guide Geno Smith to his first career Pro Bowl selection and Comeback Player of the Year honors from the AP and PFWA. Smith was also named the NFL's Most Improved Player by the PFWA after leading the NFL with a 69.8 completion percentage and setting career highs in completions [399], passing yards [4,282] and passing touchdowns [30].

The Seahawks excelled offensively, during Canales' tenure in Seattle, recording 7.61 passing yards per attempt and 4.53 rushing yards per carry over the 13-year run. Seattle was the only offense to rank in the top five in both of these categories during that span. Under Canales' tutelage, quarterback Russell Wilson joined Peyton Manning as the only players in league history with 3,000-or-more passing yards and 20-plus passing touchdowns in each of their first 10 seasons.

Canales played wide receiver at Azusa Pacific from 1999-2003 and started his coaching career at El Camino College [2006-08] and USC [2009], before entering the NFL ranks. Canales, a Carson, Calif. native, and his wife, Lizzy, have four children.

STATISTICAL COMPARISON

2025 Season League Rankings		
	Saints	Panthers
Record	3-10	7-6
Scoring Avg. [NFL Rank]	15.8 [30]	19.0 [28]
Opp. Scoring Avg. [NFL Rank]	24.2 [21]	22.8 [16]
Total Off. [NFL Rank]	293.8 [26]	311.2 [23]
Rushing Off. [NFL Rank]	94.4 [28]	125.5 [9]
Passing Off. [NFL Rank]	199.4 [21]	185.7 [25]
Total Def. [NFL Rank]	313.5 [12]	331.1 [18]
Rushing Def. [NFL Rank]	130.9 [24]	118.7 [17]
Passing Def. [NFL Rank]	182.6 [6]	212.4 [17]
Punt Return Avg. [NFL Rank]	9.4 [19]	6.9 [27t]
Kickoff Return Avg. [NFL Rank]	25.5 [17]	24.2 [28]
Turnover Margin [NFL Rank]	-5 [25t]	Even [14t]
Possession Avg.	27:59	31:00
Touchdowns	21	28
Penalties	94	71
Penalty Yards	688	563
Opp. Penalties	89	82
Opp. Penalty Yards	679	610

SERIES HISTORY

The Carolina Panthers initially entered the National Football League as an expansion franchise in 1995 and since then, the Saints lead the regular season series 32-29, with New Orleans also picking up the home 2017 NFC Wild Card showdown. The clubs were in the NFC West together from 1995-2001 and the rivalry has continued since it was formed in 2002 divisional realignment. The Saints are 16-13 in contests played at the Caesars Superdome. Of the 60 regular season games in the series, 30 have been decided by eight points or less, with the Saints winning 15 of them.

In the regular season games of the series there has been:

- 1,356 points scored by New Orleans, 1,259 allowed.
- A five-game New Orleans winning streak from 2000-02.
- A four-game New Orleans winning steak in games played at the Caesars Superdome from 1998-2001 and a four-game winning streak at contests played at Bank of America Stadium from 2017-20.
- 30 games decided by double-digits.
- Nine games decided by 21 or more points.
- 30 games decided by eight points or less.
- One 37-point win in the Saints’ 2024 season-opening 47-10 victory.

SERIES FAST FACTS

TEAM
Saints’ Largest Margin of Victory: 37 points, Saints won 47-10, 9/8/24 at Caesars Superdome

Panthers’ Largest Margin of Victory: 32 points, Panthers won 45-13, 1/2/00 at Ericsson Stadium

Current Series Streak: One-game winning streak for New Orleans, 11/9/25-present

Saints’ Longest Win Streak: Five games, 10/15/00-11/10/02

Panthers’ Longest Win Streak: Four games [twice], 12/18/05-10/7/07 [most recent] and 12/29/02-12/5/04

Most Points by Saints in a Game: 47 points, Saints won 47-10, 9/8/24 at Caesars Superdome

Most Points by Panthers in a Game: 45 points, Panthers won 45-13, 1/2/00 at Ericsson Stadium

Most Combined Points [Both Teams]: 82 points, Panthers won 44-38, 12/30/12 at Mercedes-Benz Superdome

Fewest Points by Saints in a Game: 0 points, Panthers won 13-0, 10/19/97 at Louisiana Superdome

CONTINUED ON NEXT PAGE

SERIES FAST FACTS

Fewest Points Panthers in a Game: Three points, Saints won 34-3, 11/7/10 at Bank of America Stadium

Fewest Combined Points (Both Teams): 13 points, Panthers won 13-0, 10/19/97 at Louisiana Superdome

INDIVIDUAL

Most Rushing Yards (Saints): RB **Alvin Kamara**, 155 yards on 29 carries [5.3 avg.] on 11/3/24 at Bank of America Stadium

Most Rushing Yards (Panthers): RB **DeAngelo Williams**, 210 yards on 21 carries [10.0 avg.] with two TDs on 12/30/12 at Mercedes-Benz Superdome

Most Passing Yards (Saints): QB **Drew Brees**, 465 yards on 34-of-49 passing [69.4 pct.] with four TDs [118.2 rating] on 10/16/16 at Mercedes-Benz Superdome

Most Passing Yards (Panthers): QB **Kerry Collins**, 335 yards on 17-of-46 passing [37.0 pct.] with three TDs [48.7 passer rating] on 11/26/95 at Louisiana Superdome

Most Receptions (Saints): 13 [2x], last RB **Darren Sproles**, 13 receptions for 128 yards [9.8 avg.], 9/16/12 at Bank of America Stadium

Most Receptions (Panthers): 10 [3x], last TE **Greg Olsen**, 10 receptions for 72 yards [7.2 avg.] and one TD on 12/7/14 at Mercedes-Benz Superdome

Most Receiving Yards (Saints): WR **Brandin Cooks**, 173 yards on seven receptions [24.7 avg.] with one TD on 10/16/16 at Mercedes-Benz Superdome

Most Receiving Yards (Panthers): WR **Muhsin Muhammad**, 192 yards on nine receptions [21.3 avg.] with one TD on 9/13/98 at Louisiana Superdome

Most Sacks (Saints): DE **Cameron Jordan**, 3.5 sacks on 1/2/22 at Caesars Superdome

CONNECTIONS

Saints Asst. Defensive Backs Coach **Robert Blanton** prepped at David W. Butler [Matthews, N.C.] HS...Panthers QB **Andy Dalton** handled starting quarterback duties in New Orleans in 2022...Saints QB **Spencer Rattler**, P **Kai Kroeger** and G **Torricelli Simpkins III** played at South Carolina, with Rattler and Kroeger being Gamecocks teammates with Panthers WR **Xavier Legette** and all three playing with Panthers LB **Bam Martin-Scott**. Simpkins, who prepped at Olympic [Charlotte, N.C.] HS, transferred to South Carolina from North Carolina Central, where he started his college career...Panthers CB **Jaycee Horn's** father, **Joe Horn**, played wideout for the Saints from 2000-2006 and is a member of the team's Hall of Fame...Panthers Senior Defensive Asst. **Dom Capers** served as secondary coach of the Saints from 1986-91...New Orleans Cornerbacks Coach **Grady Brown** served as defensive backs coach at South Carolina from 2012-15...Saints DT **Bryan Bresee** played at Clemson...Saints T **Asim Richards** played at North Carolina...Saints DB **Ugo Amadi** and Panthers DB **Mike Jackson** were teammates with the Seattle Seahawks...Panthers DE **A'Shawn Robinson**, DT **Bobby Brown III**, LB **Christian Rozenboom**, S **Nick Scott** and C **Austin Corbett** were teammates of Saints DE **Jonah Williams** and S **Terrell Burgess** with the Los Angeles Rams, where the Saints defenders played for Saints Defensive Coord. **Brandon Staley** and Panthers Defensive Coord. **Ejiro Evero** in 2020. Saints TE **Juwan Johnson** and Scott were teammates at Penn State from 2016-18...Saints Edges Coach **Jay Rodgers** and Panthers Secondary Coach **Renaldo Hill** served on Staley's Chargers staff, where Hill as defensive coord., tutored New Orleans CB **Michael Davis** and DE **Chris Rumph II**, a former Duke standout. Williams and Saints DE **Jonathan Bullard** played with Carolina DB **Xkayleb Evans** with the Minnesota Vikings, with Bullard also playing with Panthers LB **D.J. Wonnum** with the Vikings in 2023. Bullard prepped at Crest Senior [Shelby, N.C.] HS. Saints Def. Line Coach **Bo Davis** tutored Robinson at Alabama in 2015, when he was an Outland Trophy finalist...Saints Head Coach **Kellen Moore** played quarterback for Panthers Senior Coaching Advisor **Jim Caldwell** for the Detroit Lions in 2014, when Caldwell was the Lions head coach in his first season with the club.

CONNECTIONS

CONTINUED FROM PREVIOUS PAGE [CONNECTIONS]

Moore tutored Panthers RB **Rico Dowdle** with the Dallas Cowboys as offensive coordinator from 2020-22, where he was also a teammate of Richards...Saints T **Xavier Truss** and Carolina C **Cade Mays** were college teammates at Georgia in 2019...Saints Assistant Special Teams Coach **Kyle Wilber** played defensive end/linebacker at Wake Forest, where he and Panthers Off. Coord. **Brad Idzik** were teammates in 2011...New Orleans Passing Game Coordinator **Terry Joseph** served as defensive backs coach at North Carolina in 2017...Carolina Offensive Quality Control Coach **Dean Petzing** and Joseph served on the same Notre Dame staff from 2019-20. Petzing served on the LSU staff from 2022-23...Panthers LB **Claudin Cherelus** played at Alcorn State from 2020-22...Saints Tight Ends Coach **Chase Haslett** and Quarterbacks Coach **Scott Tolzien** served on the same Cowboys coaching staff with Panthers Quarterbacks Coach **Will Harriger** in 2023...Panthers G **Robert Hunt** was a standout at Louisiana-Lafayette...Davis and Panthers Defensive Line Coach **Todd Wash** served on the same Jacksonville staff in 2016...Saints CB **Kool-Aid McKinstry** and Panthers QB **Bryce Young** and DE **LaBryan Ray** were college teammates at Alabama...Saints T **Kelvin Banks Jr.**, LB **Jaylan Ford** and Panthers TE **Ja'Tavion Sanders** were teammates at Texas...Saints DE **Chase Young** and Panthers WR **Brycen Temayne** were teammates with the Washington Commanders in 2023. Young, Saints WR **Chris Olave** and LB **Pete Werner** played with Panthers S **Lathan Ransom** at Ohio State...Saints S **Justin Reid** and Panthers DE **Tershawn Wharton** were teammates with the Kansas City Chiefs from 2022-24...Panthers General Manager/President of Football Operations **Dan Morgan** spent the 2009 offseason with the Saints...Saints OL **Dillon Radunz** and Panthers LB **Trevis Gipson** were teammates with the Tennessee Titans in 2023...Saints C **Luke Fortner** and Panthers LB **Trevin Wallace** were college teammates at Kentucky...Saints OL **Nick Saldiveri** prepped at Parkwood (Monroe, N.C.) HS...Panthers Special Teams Coordinator **Tracy Smith** served as an offensive graduate assistant at Louisiana State University in 2005 and is the son of former New Orleans Offensive Coordinator Carl Smith. Tracy Smith tutored Amadi on special teams in Seattle in 2021.

SEASON GAME SUMMARIES

WEEK 1: Arizona Cardinals 20, Saints 13; September 7 @ Caesars Superdome - The New Orleans Saints fell to the Arizona Cardinals in the 2025 season opener for both teams, despite rebounding from a 20-10 third quarter deficit to come within an end zone throw of a game-tying touchdown.

Heroics on offense, defense and special teams aided the Black and Gold in a promising fourth quarter. With 4:40 left in the contest, Saints DT Bryan Bresee blocked a 46-yard field goal attempt. QB Spencer Rattler then converted a trio of first downs on throws to TE Juwan Johnson and WR Devaughn Vele and a 12-yard scramble by the signal-caller to set up a 28-yard field goal by K Blake Grupe with 2:44 left.

New Orleans then forced a three-and-out, punctuated by a third down sack of Cardinals QB Kyler Murray by CB Alontae Taylor for a 15-yard loss to get New Orleans the ball back with 1:49 left.

Rattler helped advance the Saints to the Cardinals 18-yard line to set up three tries at the end zone, the closest being a laser to Johnson that was broken up by Arizona defenders Jalen Thompson and Budda Baker.

Rattler completed 27-of-46 passes for 214 yards and carried four times for 29 yards. Johnson led the Saints in receiving with eight grabs for 76 yards. Murray completed 21-of-29 passes for 163 yards with two TDs and a 108.8 passer rating, carrying seven times for 38 yards. New Orleans RB Alvin Kamara's first half 18-yard rushing touchdown was the 1,000th touchdown scored at the Caesars Superdome.

New Orleans outgained Arizona through the air, 208-130, but the Cardinals held the ball for 33:46 of the contest to win the time of possession battle. The loss snapped a six-game winning streak for the Saints in openers. The Saints fell to 15-17 against the Cardinals in the all-time regular season series.

Week 2: San Francisco 49ers 26, Saints 21; September 14, 2025 @ Caesars Superdome - The Saints dropped their second game of the season to the 49ers, despite bouncing back from a 26-14 early fourth quarter deficit to have a chance of winning the game in the final minutes.

CONTINUED ON NEXT PAGE

SEASON GAME SUMMARIES

CONTINUED FROM PREVIOUS PAGE (WEEK TWO VS. SAN FRANCISCO)

"We've got to play cleaner football, in all three phases," said Coach Kellen Moore. "There's only so many opportunities in these games and you have to value each and every opportunity in all three phases, and when they present themselves you've got to take advantage of them because there's only so many."

An impressive drive and defensive stops paved the way for New Orleans to be back in it in the very end. After going down two scores with 12:18 left in the fourth, QB Spencer Rattler and company made some magic happen, converting three first downs to WR Chris Olave and RB Alvin Kamara to set up an eventual three-yard TD to WR Devaughn Vele. The score capped off a 13 play, 71-yard drive in six minutes flat to bring the Saints back within five. After two three-and-out drives by both teams, Rattler led a charge that just fell short. Starting on the New Orleans' six yard-line with 2:40 left, the signal-caller picked up two first downs before the 49ers defense became too much to handle. Rattler completed 25-of-34 passes (73.5 pct.) for 207 yards with career-highs of three passing TDs and a 118.1 rating. Mac Jones went 26-of-39 for 279 yards and threw three TDs with a 113.1 rating. New Orleans outgained San Francisco on the ground, 121-77, but the 49ers beat the Saints in passing yardage, 344-307, and were 53% (8-for-15) on third down to New Orleans' 36% (four-for-11).

Week 3: Seahawks 44, Saints 13; September 21, 2025 @ Lumen Field - New Orleans' season continued to get off to a rocky start, as they fell to the Seahawks at Lumen Field.

The Saints got off to a solid start with the ball first and QB Spencer Rattler completed a pass to WR Chris Olave and RB Alvin Kamara gained seven yards to put the team near midfield. However the drive stalled out and the Saints failed to convert on fourth down. After a Seattle first down, the Saints stopped two run plays for one-yard gains, but DT Bryan Bresee was assessed a 12-yard unnecessary roughness penalty on third down that extended a drive and set up a TD. The Seahawks extended their lead to 21-0 by the end of the first quarter, where Seattle rookie WR Tory Horton returned a punt 95

yards for a TD and blocked punt set up a third score. On a drive spanning the first and second quarter, the Saints got on the scoreboard with a Blake Grupe field goal, but the Seahawks took advantage of a long kickoff return to set up a scoring play of a 14-yard pass from QB Sam Darnold to Horton.

The Seahawks took a halftime 38-6 lead, while the Black and Gold kept up their intensity, holding Seattle to a pair of field goals and recording a turnover, while TE Jack Stoll scored his first touchdown.

Rattler completed 28-of-39 passes for 218 yards with a TD. Olave had a career-high ten catches.

Week 4: Bills 30, Saints 19; September 28, 2025 @ Highmark Stadium - New Orleans faced a 11-point deficit with 6:42 left in the third quarter and was able to cut it to two with 8:53 left in the game, but the Saints never took the lead. New Orleans rushed for a season-high 189 yards, scoring a touchdown on their first possession for the first time this season. But with Buffalo leading 14-7 in the second quarter, New Orleans was unable to capitalize or score points, when rookie S Jonas Sanker recorded his first career interception near midfield early in the second quarter. QB Spencer Rattler connected with WR Chris Olave for a three-yard TD late in the third quarter to reduce Buffalo's lead to 21-16, followed by a Blake Grupe field goal early in the fourth quarter. But the Bills answered with a four-play, 60-yard drive to gain a nine-point advantage. This was followed by a Saints drive that stalled at the Buffalo 43 on downs and the Bills then took advantage of a roughing the punter penalty to hold onto the ball and kick a field goal with 2:12 left.

Week 5: Saints 26, New York Giants 14; October 5, 2025 @ Caesars Superdome - Spencer Rattler was so fired up by the sight of Rashid Shaheed hauling in his deep throw down the right sideline that the second-year quarterback started springing the length of the field to join the celebration.

Rattler's pivotal completion to Shaheed went for an 87-yard touchdown, DB Jordan Howden returned a fumble 86 yards for a score, and New Orleans defeated the turnover-prone Giants 26-14 for the Saints' first win under rookie coach Kellen Moore.

"Probably the fastest I ran all game," Rattler quipped when asked about chasing Rashid to the end zone. "Those plays create energy for the whole team, the

CONTINUED ON NEXT PAGE

SEASON GAME SUMMARIES

CONTINUED FROM PREVIOUS PAGE (WEEK FIVE VS. NEW YORK GIANTS)

whole crowd and we definitely want to have more of those."

Such moments had been rare for New Orleans since late last season, which ended with the Saints on a four-game skid before the Moore era began with four more losses to start the 2025 season.

That changed Sunday against the Giants (1-4) - also the previous team to lose to the Saints last Dec. 8. And after the game, the Saints transformed their home locker room - equipped with a sound system and color-changing LED lighting - into "Club Dub" for the first time since beating the Cleveland Browns on November 17.

"It's been a while since we had the fog and the music playing afterward," Howden said. "I almost forgot how that was."

The 37-year old Moore celebrated his first victory since last season's Super Bowl - a game also played in the Caesars Superdome, when he was Philadelphia's offensive coordinator.

"This is a special group," Moore said, praising Saints players' "resiliency to hang in there through some challenging times the first month."

Rattler earned his first victory in 11 career starts, passing for 225 yards without turning the ball over or taking a sack, while Shaheed finished with four catches for 114 yards for the Saints (1-4).

"It feels good to get that first win," Rattler said. "It was a team win. The defense played great. The offensive line was elite."

Giants rookie quarterback Jaxson Dart, who won his first career start in Week Four, passed for 202 yards and two touchdowns, but also turned the ball over three times, the first when the ball slipped from his hand during a scramble in the third quarter. DE Cameron Jordan recovered the football as Dart, laying across Jordan's legs, disgustedly put both hands over his face.

"We had a lot of opportunities and moved the ball just fine," Dart said. "We hurt ourselves. We just kind of gave this game away."

Dart threw his first two career interceptions in the fourth quarter - both caught by Kool-Aid McKinstry for his first career picks.

New York committed five turnovers in all, none more costly than when RB Cam Skattebo was stripped by DT Bryan Bresee at the Saints 12-yard line, giving Howden the chance to scoop the loose ball on the 14 and sprint untouched the other way early in the fourth quarter.

"It was a game-changing play," Moore said.

Indeed, the Giants were threatening to score a go-ahead touchdown when Howden saw the ball on the ground behind the line of scrimmage, picked it up and recalled thinking, "Just run - run for my life." Dart completed his first five passes for 44 yards, capped by his short TD pass to TE Theo Johnson. He mixed in a 20-yard scramble with three more completions during New York's next series, which ended with Dart's 15-yard strike to Johnson for a 14-3 lead.

New Orleans closed to 14-13 on Shaheed's TD - the Saints' longest offensive play since 2016.

Shaheed said he tried to make S Tyler Nubin believe he was headed across the field to the left, "and once I saw his hips turn, I broke toward the [right] corner and the rest is history.

It was also Shaheed's sixth career touchdown reception of 53 or more yards, and his third covering at least 68 yards.

After Saints K Blake Grupe missed a 52-yard field goal that would have given New Orleans the lead late in the first half, the Saints got the ball back when LB Demario Davis forced receiver Darius Slayton's fumble at the Saints 35 and S Jonas Sanker recovered.

That led to Grupe's short field goal for a 16-14 Saints lead at halftime.

Week 6: New England Patriots 26, Saints 19; October 12, 2025 @ Caesars Superdome - It's not the fight, it's the finish.

It's not the play it's the precision.

It's not the drive, it's the discipline and details.

The New Orleans Saints (1-5) lost their third one-score game this season in the Caesars Superdome, falling 25-19 to the New England Patriots.

Add that to earlier losses against the Cardinals (20-13) and 49ers (26-21) and the Saints have riddled themselves with "couldas" and "wouldas," not not filled the holes with finished business.

CONTINUED ON NEXT PAGE

SEASON GAME SUMMARIES

CONTINUED FROM PREVIOUS PAGE [WEEK SIX VS. NEW ENGLAND]

"Tough," cornerback Alontae Taylor said. "I think it speaks volumes for us, though. Teams ain't just blowing us out like we're just trash. I think we're right there, and we've just got to find that hump and just stay consistent with that and try to get some wins under our belt."

Sunday followed a similar pattern.

Quarterback Spencer Rattler was efficient and turnover-free - 20 of 26 for 227 yards with no interceptions, but no touchdowns. New Orleans split success in its two red zone trips - a short field goal by Blake Grupe and a one-yard touchdown run by Taysom Hill - and settled for field goals when drives stalled at the New England 30-, 20- and 36-yard lines.

Grupe's last field goal, a 54-yarder with 13:41 left in the contest, pulled New Orleans to within 25-19. And the defense, which struggled while allowing the Patriots to convert six of 13 times on third down, forced punts on consecutive New England possessions.

The Saints began their final two possessions of the contest at their own 25- and 10-yard lines. The first ended after two plays when tight end Juwan Johnson caught a pass from Rattler over the middle and lost a fumble after a 14-yard gain to the 50, and the second ended after the offense gained 28 yards on five plays.

The Patriots converted one last third down on their final drive - a 21-yard pass on third-and-11 from their own 30-yard line with 2:40 left - that allowed them to run out the clock.

New England QB Drake Maye (18 of 26 for 261 yards and three touchdowns, with no interceptions) had completions of fourth-and-four and third-and-11 [twice] in the second half, while all three touchdown passes came on first down in the first half.

"You're guarding pretty good receivers," Taylor said, noting Maye's ability to extend plays and five receivers extra time to uncover. "They're finding ways, and Drake and them have a pretty good connection."

"So you're just going to find a guy open and throw the ball. We've just got to tighten up on our end. If we've got to cover longer, then we've got to cover longer."

Even though the Patriots didn't convert the game's lone turnover into points, they siphoned 2:45 off the clock and pinned New Orleans deep with a punt. The Saints took possession at their 10 with 5:51 left in the contest.

"It says in the Word, like, don't get tired in doing good," Johnson said. "We have a lot of stuff that we're doing that's good, so don't get tired in doing it. You're going to be rewarded when the time is right. The time isn't right, but one thing we're going to do is just keep working, clean up a few things and that's where we're at."

"Our red zone efficiency needs to be a little better, that's something we're going to clean up and be a little more efficient. I had a turnover, so obviously clean that up."

"The biggest thing is just being better and sound. It's just little things that a lot of people don't see, but we see. We'll clean up, we'll do better, we'll come out with a better attitude and a different result next week."

Several winning elements have been displayed. The Saints continue the quest to minimize - if not eliminate the costly ones.

"At the end of the day we did not take advantage of the opportunities that were presented to us," Head Coach Kellen Moore said. "Every game is going to have those opportunities, and you have got to take advantage of them. They won the turnover ratio, they won some of the situational stuff and that's how this game was decided."

"I have got to find a way for myself to coach better, to put ourselves in better situations to be more successful as a football team. Because there is too much good and not enough in those little margins [to be losing]."

Week 7: Chicago Bears 26, New Orleans Saints 14; October 19, 2025 @ Soldier Field - The piecemeal approach to winning NFL games continued to fail the New Orleans Saints in Chicago.

Flashes of effectiveness [defensive stops, a forced turnover, two impressive touchdown drives] again could not sufficiently puncture a thicker shield of futility [four turnovers including three interceptions, no run game against the Bears, inability to stop the run], and the Saints dropped their sixth game in seven outings, 26-14 to the Bears at Soldier Field.

CONTINUED ON NEXT PAGE

SEASON GAME SUMMARIES

CONTINUED FROM PREVIOUS PAGE (WEEK SEVEN AT CHICAGO)

A promising defensive start included a three-and-out punt to open the game, a field goal allowed after the offense committed a turnover deep in New Orleans territory and an interception off Bears QB Caleb Williams. But that buckled under the weight of 222 rushing yards and two touchdowns allowed on 40 carries.

And an offensive flurry that produced consecutive touchdown drives of 91 and 80 yards, each ending on passes from QB Spencer Rattler to WR Chris Olave, was negated by four Rattler turnovers and an invisible run game [44 yards on 17 carries].

Saints first-year coach Kellen Moore echoed the sound of sameness to explain the outcome.

"The theme of that game...we had our chances," Moore said. "I thought our guys battled. I thought our guys put [us] in really good position in the middle of the game to come back and get ourself back in it. But then we just couldn't keep it going. Credit to those guys – they played better than us, they coached better than us. We've got to find the formula that works."

New Orleans has shown it has the ability to create the elements of the formula. It hasn't been able to create them consistently and sustain them long enough for the scoreboard to reflect the mix.

Rattler [20 of 32 for 233 yards and two TDs, and sacked four times for -24 yards] had been masterful in his caretaking the first six games. He entered Sunday with one turnover – an interception almost a month ago against Seattle – and six touchdowns. But he was sacked and lost a fumble on the Saints' opening possession, after New Orleans' defense forced a punt on the game's opening drive. And after the Saints punted and Blake Grupe missed his sixth field goal this season to end the second and third drives, Rattler's pass intended for Mason Tipton was intercepted and returned to the Saints 30-yard line to conclude the fourth drive.

Week 8: Tampa Bay Buccaneers 23, Saints 3; October 26, 2025 @ Caesars Superdome - An inspired defensive effort and a quarterback change wasn't enough for the New Orleans Saints on Sunday, as they dropped a 23-3 decision to the Tampa Bay Buccaneers at the Caesars Superdome.

The Saints turned the ball over four times [two interceptions, one a pick-six] to allow the Bucs to solidify their grip on the NFC South at 6-2. The loss dropped the Saints to 1-7.

Rookie Tyler Shough entered the game with 3:57 to play in the third quarter and the Saints down 17-3 and promptly completed his first pass for six yards to Taysom Hill. Shough's first series ended when Tampa safety Antoine Winfield Jr. took the ball away from Saints receiver Chris Olave for an interception. Starter Spencer Rattler was 15 of 21 for 136 yards with a lost fumble and pick-six, leading the Saints to just three points [48-yard Blake Grupe field goal]. Shough finished 17 of 30 for 129 yards.

The Saints defense played exceptional football in the first half, not allowing the Bucs' offense to score while sacking quarterback Baker Mayfield three times and forcing him to fumble once. Tampa had just 80 yards of offense in the first half. The Saints defense also had a goal-line stand and came close to a second one before Tampa scored on a 1-yard dive in the third quarter.

Saints running back Alvin Kamara joined another exclusive list Sunday when he became the fifth running back in NFL history to have 600 or more receptions. He entered Sunday's game against the Tampa Bay Buccaneers needing two receptions to hit the milestone and accomplished that in the final minute of the second quarter. He had two receptions for 24 yards and six carries for 21 yards.

Luke Fortner started at center for the Saints, replacing longtime starter Erik McCoy, who is out for the season with a biceps injury. Running back Devin Neal saw his most extensive action of the season as the Saints played without Kendre Miller, who was lost for the season in Week Seven because of a knee injury. Rashid Shaheed had nine receptions for 75 yards and Chris Olave added eight grabs for 63 yards.

Week 9: Los Angeles Rams 34, Saints 10; November 2, 2025 @ SoFi Stadium - It seemed less about what New Orleans didn't do Sunday against the Los Angeles Rams, as it was about what the Rams did - clinically, repeatedly and thoroughly - in a 34-10 Rams victory at SoFi Stadium in Inglewood, Cal.

CONTINUED ON NEXT PAGE

SEASON GAME SUMMARIES

CONTINUED FROM PREVIOUS PAGE (WEEK NINE AT LOS ANGELES RAMS)

The Rams [6-2] scored touchdowns on three of their first four possessions, piled up 77 offensive plays and 438 yards, registered a lopsided time of possession advantage [43:53 to 16:07] and prevented the Saints [1-8] from conjuring much hope in the first NFL start for Saints rookie quarterback Tylyer Shough.

Shough displayed moments of promise while completing 15 of 24 passes for 176 yards and the first touchdown pass of his career, with one interception. But the Rams ball-hogged to a gluttonous level, keeping the Saints offense off the field and helping set the state for Los Angeles' defense to allow just 40 offensive plays, 224 yards and ten first downs.

And a week after New Orleans' defense played arguably its best game this season in a 23-3 loss against Tampa Bay, it couldn't get off the field [the Rams converted half of their 14 third-down attempts and both fourth down tries, and New Orleans didn't force da turnover] and was shredded in the red zone, where Los Angeles scored on four of five trips.

"They controlled so many of the situational football plays," Saints coach Kellen Moore said. "They were able to play a lot more efficiently, run the football better. But third downs, red zone, fourth downs - they were able to control the ball in so many ways." "We didn't get enough shots at it. We didn't get enough opportunities. We've got to play obviously a lot better. A lot of this comes down to the details and the fundamentals of the football game. Sometimes it's a simple game; we've got to play better and give ourselves more opportunities.

"When you look at it, we had 40 snaps on offense - probably an all-time low - and they had 77. So they obviously controlled the ball for much of this game."

When the Saints went three-and-out on their first two possessions and the Rams scored touchdowns on two of their last three - a 12-play, 88-yard drive and an 11-play, 62-yard drive that lasted a combined 12:36 - it was a harbinger of things to come. New Orleans manufactured an eight-play, 44-yard drive in the second quarter that ended with a 39-yard field goal by Blake Grupe to cut its deficit to 13-3.

And when the Rams responded with a three-play, 65-yard punch to push the lead to 2--3 with 6:25 in the half, the teams traded possessions - the Saints punted, the Rams missed a field goal - before the Saints countered with their only touchdown.

The six-play, 71-yard drive began with 54 seconds left in the second quarter and included Shough completions to receiver Rashid Shaheed [13 yards], tight end Juwan Johnson [eight yards], receiver Chris Olave [27 yards], and a roughing the passer penalty that pushed the ball to the Rams' 11-yard line.

On first down from there, Shough found Johnson open a few yards in front of the goal line. Johnson made the catch, spun around a tackle attempt and lunged into the end zone for Shough's first touchdown, and halved the Rams' lead to 20-10 entering halftime.

But that was as far as the momentum went.

Los Angeles opened the second half with an 8-yard touchdown drive that required 16 plays, lasted 9:46 and included two third-down conversions and one fourth-down conversion.

Stafford was sacked twice, by Chase Young and Jonah Williams. Young raised his season total to three sacks in four games, second-most on the team. But Stafford mainly was surgical, completing 24 of 32 passes for 281 yards and four touchdowns, with no interceptions. And with Kyren Williams adding 114 rushing yards and a touchdown on 25 carries, the Saints' defense was in a quandry.

Shough will now look to build off his performance.

"I thought there were some positives that came out of the game from Tyler's perspective," Moore said. "I thought he threw it well. I thought that two-minute drive was big-time football right before the half. Even at the end I thought he made a couple of really good plays to quickly get us down in the red zone and we weren't able to run the football and get a first down."

Week 10: New Orleans Saints 17, Carolina Panthers 7; November 9, 2025 @ Bank of America Stadium -

No need to overdramatize the New Orleans Saints' 17-7 victory over Carolina at Bank of America Stadium in Charlotte, N.C. In the grand scheme it was the second win in New Orleans' 10 games and in a business measured by wins and losses, everything based on that reality.

CONTINUED ON NEXT PAGE

SEASON GAME SUMMARIES

CONTINUED FROM PREVIOUS PAGE (WEEK TEN AT CAROLINA)

But the tingly feeling that tickled fans, and the music inside Club Dub that Saints players blared inside the Visitors' locker room in Carolina, probably felt and sounded like a mixture of relief and hope.

The relief came in the form of a much-needed victory in New Orleans' most complete game of the season, where offense, defense and special teams each ponied up and shared the winnings.

The hope came in the form of a rookie quarterback, Tyler Shough, who made his second career start.

New Orleans' defense came up with two turnovers, held Carolina to 175 yards and produced stops on six of nine third-down attempts; the special teams blocked a field goal and added a field goal: and the offense produced 388 yards and chewed up 33-21 in time of possession on 67 plays.

But Shough, the Saints' second-round pick this year, likely left the biggest imprint. He completed 19 of 27 passes for 282 yards and two touchdowns, with no interceptions. He had touchdown passes of 62 yards to receiver Chris Olave and 30 yards to tight end Juwan Johnson, and added another 52-yard completion to Johnson, as New Orleans [2-8] evened its record to 1-1 in his starts.

"Just a great feeling," Shough said. "I think my favorite moment was just seeing everybody in the locker room, dapping everybody up and just kind of the work that everyone has put in to this point. Just a great team win. The defense, special teams, everybody had an impact on the game."

Week 12: Atlanta Falcons 24, New Orleans Saints 10; November 23, 2025 @ Mercedes-Benz Superdome - No need to have searched for a rocket scientist or nuclear physicist on Sunday in the Caesars Superdome.

The New Orleans Saints shot themselves in the foot, then tied a hand behind their back, then got in their own way, then...

You get the idea: In a 24-10 loss to Atlanta, which dropped the Saints to 2-9 and prevented their first two-game winning streak this season, describing why was simple because applicable clichés were appropriate. New Orleans committed such self-injury that the Falcons [4-7] only needed to accept the benevolence and not reciprocate.

The Saints missed two field goals and twice didn't score touchdowns after drives advanced to Atlanta's one-yard line, leaving twice as many points on the field as they posted on the scoreboard. The lone touchdown was a 49-yard interception return by safety Justin Reid in the second quarter, pulling the Saints to wintin 10-7 in a game they never led.

"Defense has got to come up with a second turnover," said edge rusher Cameron Jordan, who posted a sack [No. 126 of his career], two tackles for loss and a forced fumble. "I think the games we've won, we've gotten two turnovers quick and easy and gave the offense another chance. I had a sack-strip-fumble, I've got to get that ball.

Had Jordan recovered the first-quarter fumble, with the Falcons facing third-and-ten from their 45-yard line, New Orleans likely would have taken over inside Atlanta's 40, trailing 3-0.

But the Falcons recovered, maintained possession, punted and forced the Saints punt to end New Orleans' ensuing drive.

And the Saints were 0 for 3 in the red zone - two failed drives that reached the 1 and a missed 38-yard field goal attempt by Blake Grupe on a drive that started at Atlanta's 16, following a 75-yard kickoff return by Mason Tipton.

Grupe also missed a 47-yard attempt - both were wide right - in the second quarter and is now 18 of 26 this season.

"It's not working right now," Grupe said. "All I can do at this point is look at, literally everything. Look into myself, first of all, and go from there. But other than just literally continuing to put the work in week by week and day by day, that's all i can do."

Jordan said he can sympathize with the struggles, but also stressed the expectation.

"I have no idea what it's like to be a kicker," Jordan said. "I've seen kickers go 40-for-40, or whatever, and then...I assume it's a mindset thing. When you have a great kicker and he starts missing, I've seen it multiple times. I understand there's a mental aspect to it all, one that i can't relate to. I expect them, just like I expect [edge rushers] Chase [Young] or Carl [Granderson] to be able to do their jobs.

"So, when a teammate is in a rut or something, you can't do anything but uplift them. You have to find a way, as a teammate and as a team, to get yourselves out of a hole."

CONTINUED ON NEXT PAGE

SEASON GAME SUMMARIES

CONTINUED FROM PREVIOUS PAGE (WEEK 12 VS. ATLANTA)

"Beyond that, when you enter the red zone as many times as we did it today, you have to be able to come out with points, preferably touchdowns. When you have a chance on defense to take over the game, you have to be able to. We were playing a good team; I think we showed we are the better team, and we lost. The better team did not win today, and that's on us. We have to be our best friend and not our worst enemy. We stayed getting in our own damn way."

The Saints held Atlanta to 302 yards of offense and the defense produced stops on nine of 12 third down attempts, but New Orleans' own offensive struggles - 293 yards, 5 for 16 on third down and 2 for 5 on fourth down - counterbalanced the effort.

The frustration glared most at the goal line.

On the opening drive of the third quarter, the Saints drove 73 yards on 13 plays (aided by defensive pass interference) to reach the Falcons' one-yard line. But on third-and-goal from the two, Taysom Hill took a direct snap and gained one yard on fourth-and-goal from the one, Hill threw an incomplete pass and the deficit remained 16-7 with 7:32 left in the third.

The Saints forced a punt, began the next drive at their 41-yard line and used 12 plays to reach the one. On second-and-goal, quarterback Tyler Shough was stuffed on a sneak. On third down, a direct snap to Hill went through his hands, he recovered at the 12 and threw incomplete. But he was penalized for intentional grounding and, facing fourth-and-goal from the 15, the Saints settled for Grapes' 33-yard field goal with 12:13 left in the fourth quarter.

Atlanta responded with a 49-yard touchdown pass and successful two-point conversion to end its next drive, and that was more than enough.

"Frustrating game," Head Coach Kellen Moore said. "All three phases kind of had different opportunities that, obviously, we missed. It's going to be a big opportunity for us to respond the right way and stick together and keep battling."

Week 13: Miami Dolphins 21, New Orleans Saints 17; November 30, 2025 @ Hard Rock Stadium - As glaringly inefficient as the New Orleans Saints were in the first half of Sunday's game against the Dolphins

at Hard Rock Stadium in Miami Gardens, Fla., it is as spectacularly resilient as they were in a stirring second-half comeback that nearly resulted in a victory.

Nearly

But their 16-0 halftime deficit was just enough to help Miami squeeze out a 21-17 victory over New Orleans, dropping the Saints to 2-10 entering a road game next Sunday against Tampa Bay.

New Orleans' first half included two turnovers (a fumble and an interception by rookie Tyler Shough in his fourth start) and a gashed run defense (112 of Miami's 164 rushing yards) against the Dolphins (5-7), who held the Saints to 63 total yards and one third-down conversion in five attempts in the first 30 minutes.

But the Saints produced one of their best patch jobs of the season in the second half. Shough, who completed seven of 12 passes for 43 yards and was sacked twice in the first half, connected on 19 of 26 passes for 196 yards and two touchdowns in the second half, while the defense didn't allow a touchdown after surrendering one on the opening drive of the game, and limited Miami's offense to 105 yards and a field goal in the final two quarters. "Love the way our guys battled," Saints coach Kellen Moore said. "It was an unfortunate ending, but there's stuff to learn from and grow from during that game, so we'll continue to grow."

New Orleans pulled to within 19-17 on an acrobatic, 15-yard touchdown pass from Shough to Devaughn Vele (eight catches, 93 yards) with 1:17 left, with the 6-foot-5 receiver leaping high and tapping down each foot before falling out of the back of the end zone.

On the two-point attempt to tie, Shough was intercepted by Miami safety Minkah Fitzpatrick who returned it untouched for a Dolphins two-point conversion and 21-17 lead.

Saints K Charlie Smyth, in his first NFL game, then executed a perfect onside kick that Vele recovered at the Saints' 45-yard line, and in two plays New Orleans gained 19 yards to the Miami 36-yard line.

From there, on second-and-1 with 44 seconds left, Shough lofted a pass down the right sideline intended for WR Chris Olave. Olave, escorted by two defenders, made a leaping attempt at the goal line and had the best chance of the trio to make the catch, but saw the ball go through his hands for an incompleteness.

SEASON GAME SUMMARIES

CONTINUED FROM PREVIOUS PAGE [WEEK 13 AT MIAMI]

Shough threw incomplete again on third down to avoid a sack and on fourth-and-1, Shough's sneak attempt up the middle was stuffed by the Dolphins. Miami took possession and kneeled twice to end it. New Orleans sped up its offensive tempo in the second half, with great benefit.

"I think once we were able to finally get some first downs and get some efficient runs on first and second down and play in some positive yardage situations, the tempo is a byproduct of that and you're able to play with more tempo," Moore said.

It noticeably benefited Shough, whose two turnovers came in the second quarter (Vele said he was to blame for the fumble, for missing a block on the blind side which allowed an undetected Fitzpatrick a strip-sack that was recovered by Miami and returned to the Saints' 37-yard line).

New Orleans held when cornerback Kool-Aid McKinstry intercepted Tua Tagovailoa in the end zone on the next play.

Miami added a field goal to take a 13-0 lead on its next possession before the Saints drove from their 28 to Miami's 24, where on second-and-10 with 1:14 left, Shough was intercepted by cornerback Rasul Douglas, who returned it 38 yards to the Saints' 42. The Dolphins added a field goal as time expired in the half to take the 16-point lead.

New Orleans opened the second half with a 10-play, 65-yard touchdown drive that ended on a 17-yard pass to Olave (four catches for 47 yards), and Shough's two-point conversion run halved the deficit to 16-8.

"Just really proud of our resiliency throughout," Shough said. "We started off too slow, just kind of proud how we battled the whole way. It just sucks, losing. We've got to find the little ways to keep getting better. I think we're progressing well, we've got to shore it up."

Defensively, New Orleans posted four sacks including two by edge rusher Cameron Jordan raising his season total to a team-leading 6.5 and his career total to 128, tied with Pro Football Hall of Famer and Saints legend Rickey Jackson for 17th all-time in NFL history.

Week 14: Saints 24, Tampa Bay Buccaneers 20; December 7, 2025 @ Raymond James Stadium - As the rain and turf at Raymond James Stadium caked cleats, slicked hands and smeared jerseys, Tyler Shough left the field as pristine as he possibly could have on Sunday in Tampa, Fla.

The New Orleans Saints rookie quarterback showed off the goods that made him the Saints' highest drafted signal-caller since 1971 in a 24-20 victory, his second as a starter and the third this season for the Saints (3-10).

Shough ran for two touchdowns - including a lead-taking 13-yarder with 8:42 left - and benefited from a herculean defensive effort. New Orleans' defense forced a turnover and produced five fourth-down stops as the Saints won their second road game this season, each over the top two teams (Carolina and Tampa Bay) in the NFC South Division. "This is why you play football," Shough said, after helping New Orleans raise its record to 2-3 in his starts. "You come in here, in the elements with all your boys, all your teammates and we fought really hard. I was really proud of the O-line, just kind of chugging along the whole way, they did a really good job in protection.

"The defense was making huge stops. I think we did a better job of being a little bit more complementary, and I'm just proud of all of our guys. It took everybody, so it was just a lot of fun. That's the thing that is kind of resonating with me right now, it was just a lot of fun. And I think this shows kind of how we are as a team."

The Saints again proved to be a markedly better second-half team, outscoring the Buccaneers 17-10, going 5 for 7 on third down after blanking on four attempts in the first half, gaining 187 of their 260 yards and producing four stops on third down and two on fourth, including the game sealer with 81 seconds left.

"Coming into it, we just knew they were going to be aggressive," said CB Alontae Taylor, whose third quarter interception set the table for Shough's 34-yard touchdown run, the first rushing touchdown of Shough's career. "With those fourth-down plays, we were expecting them to go for them."

"I think [defensive coordinator Brandon] Staley came up with the right gameplan throughout the week. We communicated on the back end and throughout the whole defense, and we were just able to get the stops."

SEASON GAME SUMMARIES

CONTINUED FROM PREVIOUS PAGE [WEEK 14 AT TAMPA BAY]

New Orleans opened the game with a touchdown drive, following WR Mason Tipton's 54-yard kickoff return. Four plays, including completions of 16 and 12 yards to WR Devaughn Vele and TE Juwan Johnson, and an 11-yard read option run by Shough took the Saints to the 3-yard line. On first-and-goal from there, rookie RB Devin Neal muscled in up the middle for his first NFL touchdown.

The Bucs [7-6] responded with a touchdown and neither team scored again until the second quarter. Shough [13 of 20 for 144 yards, with an interception, and seven carries for 55 yards] was picked off on a deep pass attempt on first-and-5 from New Orleans' 21-yard line with 11:20 left in the first half. Tampa Bay's 19-yard return set up the possession to begin at New Orleans' 40, and after gaining 17 yards in four plays, the Bucs settled for a 41-yard field goal and 10-7 lead they carried into halftime.

After Taylor's interception ended Tampa Bay's opening drive of the second half and Shough's 34-yard run gave New Orleans a 14-10 lead, the Bucs responded with a seven-play, 65-yard drive to retake the advantage, 17-14 with 7:40 left in the third. The Saints tied it on Charlie Smyth's field goal with 1:36 left in the third quarter, and fourth down stop No. 4 for the Saints [a Kool-Aid McKinstry pass breakup] gave New Orleans possession at its own 47 with 12:48 left.

Eight plays later, including conversions on third-and-10 and third-and-8, and the Saints were first-and-10 at the Tampa Bay 13. Shough dropped back to pass, evaded heavy pressure in the pocket and escaped through an opening on the left side, then outran the defense to the pylon for a 24-17 lead with 8:26 left.

"We were getting Taysom [Hill] on a linebacker for maybe a pylon-wheel shot and it kind of all got muddled up at the end, so i was was just trying to get out of there and make a play," Shough said. "Just saw green grass and went for it. It was a good job of driving the whole way down the field and getting down there. Stuff like that happens and you've got to go for it."

The defense made it stand, allowing a red zone field goal before producing its final fourth-down stop - a Demario Davis tackle following a three-yard

completion on fourth-and-4- with 1:21 left. The Saints limited the Bucs to 301 yards and Tampa Bay quarterback Baker Mayfield completed 14 of 30 passes for 122 yards and a touchdown, with an interception.

"We've only won a couple of games this season, there's a lot of adversity you face," Moore said. "And, so, for our guys to come out and have the energy and physicality they played with, I thought it was a credit to our guys."

"They're a special group, a group that keeps playing and all three phases contributed to this game. It was a really challenging game for both teams. It was big for our guys to come away with the win."

HONORS

WEEK 5 NFC Defensive Player of the Week: CB Kool-Aid McKinstry

New Orleans Saints 26, New York Giants 14 @ Caesars Superdome, Oct. 5, 2025

Finished with four tackles [three solo], along with career-highs in pass breakups [three] and interceptions [two].

WEEK 10 NFC Special Teams Player of the Week: DT Nathan Shepherd

New Orleans Saints 17, Carolina Panthers 7 @ Bank of America Stadium, Nov. 9, 2025

Blocked a 48-yard field goal attempt in the third quarter to help the Saints keep a 10-7 lead. Also added two solo stops and a sack for a 13-yard loss, as part of a day where the Saints surrendered only 73 yards rushing on 23 carries [3.2 avg.].

2025 Ed Block Courage Award Team Winner - QB Taysom Hill

Hill was selected as the team winner for the award, which is given annually to a player from each National Football League team that has persevered through adversity. After suffering a season-ending knee injury in Week 14 of the 2024 season, Hill managed through a challenging rehabilitation based on the timing of the injury to be able to return to action for the Week Five victory over the New York Giants.

2025 New Orleans Saints Man of the Year - LB Demario Davis

COORDINATOR CORNER


**SPECIAL TEAMS COORD.
PHIL GALIANO**

Phil Galiano is in his first season as the Saints' special teams coordinator and his seventh campaign in New Orleans, spending his first six years as the club's assistant special teams coach. Galiano is a veteran in the coaching ranks with 25 years of experience, including nine seasons in the NFL.

Galiano's work over the past six years with Darren Rizzi, who served as coordinator from 2019-24, helped make the kicking game an important key to victory for New Orleans. On coverage units, J.T. Gray's 93 tackles rank first in the NFL, with the special teams ace selected as an *Associated Press* All-Pro three times. The punting game has produced the top five seasons in club history for punts inside-the-20-yard line. Since 2019, the Saints have excelled in the return game. Over the six-season period, the team has been ranked fifth in the NFL in punt return average (10.4) and are tied for second in the league with three punts returned for touchdowns. The coverage units have allowed the third-lowest punt return average (7.0).

Special teams continued to be a bright spot for New Orleans in 2024, highlighted by Gray being selected as an All-Pro after recording an NFL-best 26 coverage tackles and one blocked punt. New Orleans ranked first in the NFL in opponent starting field position after kickoffs (28.2), punts inside-the-20 yard line (franchise-record 41), fifth in punt return average (12.5), seventh in opponent field goal percentage (78.6), eighth in opponent punt return average (7.6) and tenth in field goal percentage (87.1). Two blocked field goals were crucial in a pair of three-point victories. K Blake Grupe made 27-of-31 field goal attempts, six-of-eight from 50+ yards, an 87.1 percentage and scored 112 points. WR/RS Rashid Shaheed returned a punt for a touchdown for the second consecutive season.

A three-year starter at safety for Shippensburg, Galiano served as a tri-captain during his senior campaign. He helped lead the Raiders to consecutive winning seasons (1997-99). The Norristown, Pa. native graduated a degree in business administration.

COORDINATOR CORNER


**OFFENSIVE COORDINATOR
DOUG NUSSMEIER**

Doug Nussmeier is in his first season as the Saints' offensive coordinator and tenth campaign as a coach in the National Football League. A 24-year coaching veteran, Nussmeier returns to New Orleans after originally being a fourth round pick (116th overall) of the Saints in the 1994 NFL Draft out of Idaho.

Nussmeier joins the Saints after spending the 2024 season as quarterbacks coach of the Philadelphia Eagles under Saints Head Coach Kellen Moore, who served as offensive coordinator, where he proved to be a key piece of their Super Bowl LIX Champion offensive coaching staff. Jalen Hurts flourished under Nussmeier's tutelage, posting a career-high 103.7 passer rating, fifth in the league and tying for the fifth-most rushing touchdowns (14) in the league (first among quarterbacks).

Nussmeier rejoined the NFL with the Dallas Cowboys in 2018, after previously spending two seasons with the St. Louis Rams from 2006-07 as quarterbacks coach. After serving on the Cowboys staff from 2018-22, he served as quarterbacks coach of the Los Angeles Chargers in 2023. In between, he spent 13 seasons coaching at the collegiate level, where he tutored eight different players who were selected in the first or second round of the NFL Draft.

Nussmeier finished his career at the University of Idaho as the program's all-time leading passer with 10,824 career passing yards over five years (1989-93). He won the Walter Payton Award in 1993, which was at the time given annually to the top player in NCAA Division 1-AA after throwing for a program-record 33 touchdown passes and leading the Vandals to a national semifinal berth. Nussmeier was named Big Sky Conference Offensive Player of the Year in 1992 and was inducted into the University of Idaho Athletic Hall of Fame in 2008.

A Portland, Ore. native, Nussmeier and his wife, Christi, have two sons, Garrett and Colton, and a daughter, Ashlynn. Garrett is in his fifth season as a quarterback at LSU.

COORDINATOR CORNER


**DEFENSIVE COORDINATOR
BRANDON STALEY**

Brandon Staley is in his first season as the Saints' defensive coordinator. Staley is a 19-year coaching veteran with three as head coach of the Los Angeles Chargers.

This will be Staley's second stint as a defensive coordinator after leading the Los Angeles Rams to finish first in the NFL in total defense in 2020.

Staley arrived in New Orleans after serving most recently as assistant coach/defense of the San Francisco 49ers in 2024. Working with multiple position groups, as well as aiding 49ers Head Coach Kyle Shanahan, the San Francisco defense finished the season ranked eighth in the NFL in opponent net yards per game (317.4) and fifth against the pass (192.8 ypg.). DL Nick Bosa was selected to the Pro Bowl after recording nine sacks, one interception, one forced fumble and one recovery. ILB Fred Warner was selected to the Pro Bowl, Associated Press All-Pro and PFWA All-NFL, as he registered 131 tackles (76 solo), two interceptions returned for 70 yards, including a 45-yard touchdown return and four forced fumbles. Saints CB Issac Yiadom led the team with a career-high three takeaways.

During his tenure as Chargers head coach, Staley led Los Angeles to a 24-24 record and guided the franchise to its first postseason appearance since the 2018 season. In his final season with the Chargers (2023), Staley helped QB Justin Herbert continue one of the best starts to a career in NFL history as no quarterback has more completions or passing yards over the first four seasons of a career than Herbert. Staley also saw WR Keenan Allen and LB Khalil Mack put together career seasons and earn themselves nods to the Pro Bowl Games roster. Before becoming an NFL coach, Staley spent 11 seasons coaching at the collegiate level. In 2016, Staley earned National Coordinator of the Year honors for Division III.

A native of Perry, Ohio, Staley played collegiately as a quarterback at the University of Dayton for four seasons (2001-04) before finishing at Division II Mercyhurst College in 2005. He and his wife Amy, have three sons, Colin, Will and Grant.

ASSOCIATE HEAD COACH


**ASSOCIATE HEAD COACH/
RUNNING BACKS
JOEL THOMAS**

Joel Thomas, a 25-year coaching veteran, returns to New Orleans to tutor the clubs running backs in 2025. He previously spent nine years with the Black and Gold (2015-23). After spending the 2024 season coaching the New York Giants running backs, the Port Angeles, Wash. native returns to New Orleans with a additional title of associate head coach.

During Thomas' initial nine-year tenure in tutoring the Saints running backs, the Black and Gold tied for second in the NFL with 161 rushing touchdowns and his backs registered 25 individual 100-yard performances. Under his tutelage, Alvin Kamara, the Saints' all-time rushing yardage leader, earned five consecutive Pro Bowl selections (2017-21) and was the only NFL player with at least 1,160 total yards from scrimmage in each of the seven seasons he first coached him, three of them 1,500 or more.

In 2023 under Thomas, Kamara became the franchise's all-time leader in yards from scrimmage, rushing touchdowns and total touchdowns. Thomas also coached Mark Ingram II, New Orleans' all-time rushing leader from 2021-24 (6,500 yards), for six years, including two 1,000-yard campaigns. During Thomas' first New Orleans tenure, the Saints ranked in the top six in the NFL in rushing three times (2017, 2018 and 2020).

With the Giants in 2024, Thomas oversaw the development of rookie tailback Tyrone Tracy Jr., a fifth round pick. Tracy earned PFWA All-Rookie when he carried 192 times for 839 yards (4.4 avg.) with five TDs to rank second among NFL rookies for the season and New York rookies all-time in rushing yards. He added 38 receptions for 284 yards with one TD to tally 1,123 yards from scrimmage, the fifth-highest total among NFL rookies in 2024 and fourth among Giants rookies all-time.

Thomas lettered as a running back at Idaho from 1993-98 and still holds Vandals career records with 3,929 rushing yards and 51 touchdowns. He was inducted into the University of Idaho Athletic Hall of Fame in 2008. Thomas earned his degree in communications in 1998.

Thomas and his wife, Ebbie, have two boys, Teyo and Niko.

PRONUNCIATION GUIDE

DB	Ugo Amadi [OO-go Uh-MAH-dee]
DT	Bryan Bresee [BRUH-zee]
LB	Demario Davis [duh-MAR-ee-oh]
RB	Audric Esteime [AWE-drick ess-TE-may]
Asst. Off. Line Coach	Jahri Evans [jah-REE]
T	Taliese Fuaga [Tah-LEE-essay FOO-ah-ga]
Senior Def. Assistant	Peter Giunta [GEN-ta]
DT	Davon Godchaux [DUH-von God-CHAW]
Offensive Assistant	Tobijah Hughley [To-by-uh]
TE	Zaire Mitchell-Paden [Zigh-AIR Mitchell-PAY-den]
RB	Alvin Kamara [Kuh-Mare-UH]
P	Kai Kroeger [Kye KROH-ger]
LB	Ekua Leota [ECK-oo LEE-oh-tu]
TE	Foster Moreau [MORE-oh]
TE	Moliki Matavao [Mo-LEAK-ee Mah-tuh-VOW]
Offensive Coord.	Doug Nussmeier [Nuss-my-er]
WR	Chris Olave [Oh-LAH-vay]
OL	Dillon Radunz [RAY-dinz]
OL	Asim Richards [AH-sum]
S	Jonas Sanker [YO-nis]
LB	Nephi Sewell [KNEE-phi SUE-ull]
QB	Tyler Shough [SHUCK]
LBs Coach	Peter Sirmon [Sermon]
K	Charlie Smyth [Smith]
CB	Alontae Taylor [Uh-LAWN-tay]
QBs Coach	Scott Tolzien [TOLL-ZEEN]
WR	Devaughn Vele [Deh-VAWN VAY-lay]
DB	Rejzohn Wright [Ray-SHAWN]
CB	Isaac Yiadam [YEAH-dum]

TRANSACTIONS (JULY 21-AUG. 20)

July

21 - Signed QB **Tyler Shough** to a four-year contract.

22 - Placed TE **Foster Moreau** and TE **Taysom Hill** on Active/PUP. S **Tyrann Mathieu** announced his retirement.

24 - Signed DE **Jonathan Bullard** and S **Julian Blackmon** to one-year contracts.

28 - Terminated contract of T **Josh Ball**.

30 - Signed T **Jonathan Mendoza**.

31 - Signed P **Kai Kroeger** and waived QB **Hunter Dekkers**.

August

2 - Signed C/G **Shane Lemieux** to a one-year contract. Placed OL **Nick Saldiveri** on Injured Reserve.

5 - Awarded TE **Mason Pline** off waivers from San Francisco and waived TE **Seth Green**.

6 - Waived P **Matthew Hayball** and re-signed QB **Hunter Dekkers**.

10 - Waived/Injured WR **Chris Tyree**.

11 - Placed WR **Chris Tyree** on Injured Reserve.

12 - Reached injury settlement with WR **Chris Tyree**, signed DT **Jayden Peevy**, WR **Roderick Daniels Jr.**, re-signed TE **Seth Green**, placed C/G **Will Clapp** on Injured Reserve and waived/injured TE **Mason Pline**.

13 - Signed G/C **Mike Panasiuk** and placed WR **Bub Means** and TE **Mason Pline** on Injured Reserve.

14 - Signed DE **Jeremiah Martin**. Waived QB **Hunter Dekkers**.

18 - Acquired OL **Luke Fortner** from Jacksonville in exchange for DT **Khalen Saunders**.

20 - Agreed to acquire WR **Devaughn Vele** from Denver in exchange for future considerations.

TRANSACTIONS (AUG. 21-SEPT. 27)

21 - Terminated contract of WR **Donovan Peoples-Jones**.

25 - Terminated contract of RB **Cam Akers**. Waived P **James Burnip**, WRs **Roderick Daniels Jr.** and **Moochie Dixon**, DEs **Jasheen Davis**, **Jeremiah Martin** and **Omari Thomas**, T **Josiah Ezirim**, T **Jonathan Mendoza**, TEs **Seth Green** and **Michael Jacobson**, G **Kyle Hergel**, G **Mike Panasiuk** and LB **Tyreem Powell**.

26 - Terminated contracts of S **Terrell Burgess**, RB **Clyde Edwards-Helaire**, G/C **Shane Lemieux**, WR **Dante Pettis** and DE **Jonah Williams**. Acquired OL **Asim Richards** from Dallas in exchange for future considerations. Waived WR **Kevin Austin Jr.**, CB **Dalys Beanum**, S **Elliott Davison**, DEs **Fadil Diggs** and **Isaiah Foskey**, QB **Jake Haener**, LB **D'Marco Jackson**, T **Easton Kilty**, DT **Jayden Peevy**, CB **Jayden Price**, LB **Nephi Sewell**, K **Charlie Smyth**, TE **Treyton Welch** and RB **Marcus Yarns**. Waived/injured CB **Rico Payton**. Placed DT **John Ridgeway III** [designated to return], T **Barry Wesley** [designated to return] and T **Landon Young** on Injured Reserve. Placed TEs **Taysom Hill** and **Foster Moreau** on Reserve/PUP.

27 - Awarded WR **Trey Palmer** [Tampa Bay] and T **Xavier Truss** [Denver] off waivers, waived TE **Jack Stoll** and WR **Cedrick Wilson Jr.**, re-signing them to the practice squad and signed WR **Kevin Austin Jr.**, CB **Dalys Beanum**, S **Terrell Burgess**, S **Elliott Davison**, QB **Hunter Dekkers**, DE **Fadil Diggs**, QB **Jake Haener**, T **Easton Kilty**, CB **Jayden Price**, LB **Nephi Sewell**, K **Charlie Smyth**, TE **Treyton Welch** and WR **Cedrick Wilson Jr.** to the practice squad.

September

1 - Signed DT **Coziah Izzard** to the practice squad and terminated the contract of DB **J.T. Gray**.

2 - Hired **Thomas Dimitroff** as a consultant.

3 - Re-signed QB **Jake Haener** to active roster from practice squad and signed LB **Eku Leota** and WR **Tommy Mellott** to the practice squad.

4 - Terminated practice squad contract of QB **Hunter Dekkers** and signed DE **Garrett Nelson** to the practice squad.

6 - Waived QB **Jake Haener**, signed practice squad DE **Fadil Diggs** to active roster and elevated [standard] TE **Jack Stoll** and DE **Jonah Williams** from the practice squad to the active roster.

8 - Waived DE **Fadil Diggs**.

9 - Re-signed QBs **Hunter Dekkers** and **Jake Haener** to the practice squad and signed practice squad TE **Jack Stoll** to active roster.

10 - Terminated practice squad contract of QB **Hunter Dekkers** and signed DE **Fadil Diggs**, to the practice squad.

13 - Acquired WR **Ja'Lynn Polk** from New England in exchange for future considerations, signed practice squad DE **Jonah Williams** to active roster, placed S **Julian Blackmon** on Injured Reserve and elevated [standard] S **Terrell Burgess** and DE **Fadil Diggs** from the practice squad to the active roster. Re-signed QB **Hunter Dekkers** to practice squad.

17 - Signed S **Terrell Burgess** from the practice squad to active roster, placed DT **Vernon Broughton** on Injured Reserve, signed T **Satoa Laumea** and G **William Sherman** to the practice squad and re-signed QB **Hunter Dekkers** to practice squad.

18 - Terminated the practice squad contract of WR **Cedrick Wilson Jr.** Re-signed QB **Hunter Dekkers** to practice squad.

20 - Signed practice squad WR **Kevin Austin Jr.** to active roster, waived TE **Moliki Matavao** and elevated [standard] TE **Treyton Welch** and DE **Fadil Diggs** from the practice squad to the active roster.

22 - Waived WR **Kevin Austin Jr.** and re-signed WR **Cedrick Wilson Jr.** to the practice squad.

23 - Re-signed TE **Moliki Matavao**.

24 - Re-signed WR **Kevin Austin Jr.** to the practice squad and placed QB **Hunter Dekkers** on practice squad Injured Reserve.

27 - Elevated [standard] LB **Nephi Sewell** and DE **Fadil Diggs** from the practice squad to the active roster.

★ **TRANSACTIONS (SEPT. 30-NOV. 29)** ★

September

30 - WR **Cedrick Wilson Jr.** terminated practice squad contract [signed to Dolphins active roster].

October

1 - Signed WR **Dante Pettis** to the practice squad.

4 - Activated QB **Taysom Hill** and TE **Foster Moreau**, from Reserve/Physically Unable to Perform. Elevated [standard] LB **Eku Leota** to the active roster from the practice squad. Waived TE **Moliki Matavao**. Placed WR **Trey Palmer** on Injured Reserve.

7 - Signed CB **Michael Davis**. Waived RB **Velus Jones Jr.** Signed WR **Ronnie Bell** and TE **Moliki Matavao** to the practice squad. Terminated practice squad contracts of WR **Tommy Mellott**, DE **Garrett Nelson** and T **Sataoa Laumea**.

9 - Signed RB **Velus Jones Jr.** to the practice squad.

11 - Elevated [standard] LB **Nephi Sewell** to the active roster from the practice squad.

18 - Elevated [standard] LB **Nephi Sewell** to the active roster from the practice squad.

21 - Signed RB **Audric Estime** to the practice squad. Signed RB **Velus Jones Jr** to the active roster from the practice squad. Placed C/G **Erik McCoy** and RB **Kendre Miller** on Injured Reserve.

22 - Activated DT **John Ridgeway III** to the active roster from Injured Reserve.

24 - Awarded TE **Zaire Mitchell-Aden** off waivers from Baltimore. Waived RB **Velus Jones Jr.**

25 - Elevated [standard] LB **Eku Leota** to the active roster from the practice squad.

29 - Signed RB **Evan Hull** to the practice squad and terminated practice squad contract of DT **Coziah Izzard**.

November

1 - Elevated [standard] LB **Eku Leota** to the active roster from the practice squad.

4 - Traded WR/RS **Rashid Shaheed** to the Seattle Seahawks in exchange for fourth and fifth round selections in the 2026 NFL Draft. Traded T **Trevor Penning** to the Los Angeles Chargers in exchange for a 2027 draft pick.

5 - Signed RB **Audrick Estime** from the practice squad to the active roster and re-signed DT **Coziah Izzard** to the practice squad.

8 - Elevated [standard] WR **Dante Pettis** and G **William Sherman** to the active roster from the practice squad.

19 - Signed WR **Jha'Quan Jackson** to the practice squad. Signed WR **Kevin Austin Jr** to the active roster from the practice squad.

22 - Elevated [standard] WR **Dante Pettis** and G **William Sherman** to the active roster from the practice squad. Waived WR **Brandin Cooks**.

25 - Signed RB **Evan Hull** to the active roster from the practice squad, activated T **Barry Wesley** off Injured Reserve, Signed K **Cade York**, RB **Ian Wheeler** and WR **Samori Toure** to the practice squad, waived K **Blake Grupe** and terminated the practice squad contracts of WR **Jha'Quan Jackson** and LB **Eku Leota**.

29 - Elevated [standard] WR **Dante Pettis** and K **Charlie Smyth** to the active roster from the practice squad.

December

2 - Signed CB **Beanie Bishop** to the practice squad, waived T **Barry Wesley** and WR **Kevin Austin Jr.** and terminated the practice squad contract of RB **Ian Wheeler**.

3 - Signed WR **Dante Pettis** and G **William Sherman** to the active roster from the practice squad.

4 - Signed T **Barry Wesley** and WR **Kevin Austin Jr.** to the practice squad.

6 - Elevated [standard] WR **Kevin Austin Jr.** and K **Charlie Smyth** to the active roster from the practice squad.

COACHING STAFF LOCATIONS

For the 2025 season, 17 members of the Saints coaching staff will be down on the sideline while eight others will be up in the booth. The location of each coach can be seen below:

SAINTS COACHES ON THE SIDELINE [17]

Name	Position
Kellen Moore	Head Coach
Grady Brown	Cornerbacks
Bo Davis	Defensive Line
Jahri Evans	Assistant Offensive Line
Phil Galiano	Special Teams Coord.
Chase Haslett	Tight Ends
Terry Joseph	Defensive Pass Game Coordinator
Mike Martinez	Assistant to the Head Coach
Brendan Nugent	Offensive Line
Doug Nussmeier	Offensive Coordinator
Jay Rodgers	Edges
Peter Sirmon	Linebackers
Brandon Staley	Defensive Coordinator
Joel Thomas	Associate Head Coach/Running Backs
Kyle Valero	Asst. Wide Receivers
Keith Williams	Wide Receivers
Brian Young	Assistant Defensive Line

SAINTS COACHES IN THE BOOTH [8]

Name	Position
Robert Blanton	Assistant Defensive Backs
Peter Giunta	Senior Defensive Asst.
Adam Gristick	Assistant Linebackers
Tobijah Hughley	Offensive Assistant
Scott Linehan	Senior Offensive Asst.
T.J. Paganetti	Run Game Coordinator
Scott Tolzien	Quarterbacks
Kyle Wilber	Assistant Special Teams

2025 SCHEDULE

PRESEASON

Date	Opponent	Time/TV
Aug. 10	@ L.A. Chargers	L, 13-27
Aug. 17	JACKSONVILLE JAGUARS	T, 17-17
Aug. 23	DENVER BRONCOS	L, 19-28

REGULAR SEASON

Date	Opponent	Time/TV
Sept. 7	ARIZONA CARDINALS	L, 13-20
Sept. 14	SAN FRANCISCO 49ERS	L, 21-26
Sept. 21	@ Seattle Seahawks	L, 13-44
Sept. 28	@ Buffalo Bills	L, 19-31
Oct. 5	N.Y. GIANTS	W, 26-14
Oct. 12	N.E. PATRIOTS	L, 19-25
Oct. 19	@ Chicago Bears	L, 14-26
Oct. 26	TAMPA BAY BUCS	L, 3-23
Nov. 2	@ Los Angeles Rams	L, 10-34
Nov. 9	@ Carolina Panthers	W, 17-7
Nov. 23	ATLANTA FALCONS	L, 10-24
Nov. 30	@ Miami Dolphins	L, 17-21
Dec. 7	@ Tampa Bay Bucs	W, 24-20
Dec. 14	CAROLINA PANTHERS	3:25 p.m./FOX
Dec. 21	NEW YORK JETS	NOON/CBS
Dec. 28	@ Tennessee Titans	NOON/CBS
TBD	@ Atlanta Falcons	TBD/TBD

TEAM NOTES

CRESCENT CITY WELCOME

26 players on New Orleans’ active roster are new this season.

HOW NEW SAINTS WERE ACQUIRED

How Acquired	New Players
Draft Selections	6
Unrestricted Free Agents	5
Veteran Free Agents	8
Undrafted Free Agents	2
Trades	3
Waivers	2

NEW SAINTS PLAYERS ON THE 2025 ACTIVE ROSTER

Pos.	Player	Exp.	How Acq.
T	Kelvin Banks Jr.	R	Draft Selection [1-9]
DE	Jonah Williams	5	UFA [Detroit]
DE	Jonathan Bullard	10	Free Agent
TE	Zaire Mitchell-Paden	1	Waivers [Bal.]
RB	Audric Estime	2	Free Agent
OL	Luke Fortner	4	Trade [Jax.]
DT	Davon Godchaux	9	Trade [New England]
RB	Evan Hull	2	Free Agent
CB	Michael Davis	9	Free Agent
P	Kai Kroeger	R	Undrafted Free Agent
RB	Devin Neal	R	Draft Selection [6-184]
OL	Dillon Radunz	5	UFA [Tenn.]
S	Justin Reid	8	UFA [Kansas City]
OL	Asim Richards	3	Trade [Dallas]
CB	Quincy Riley	CB	Draft Selection [4-131]
DE	Chris Rumph II	DE	Free Agent
S	Jonas Sanker	S	Draft Selection [3-93]
QB	Tyler Shough	R	Draft Selection [2-40]
G	Torricelli Simpkins III	R	Undrafted Free Agent
TE	Jack Stoll	5	UFA [Miami]
LB	Danny Stutsman	R	Draft Selection [4-112]
T	Xavier Truss	R	Waivers [Den.]
WR	Devaughn Vele	2	Trade [Denver]
G	William Sherman	1	Free Agent
CB	Isaac Yiadom	8	UFA [SF]

FAMILY TIES

Numerous Saints players, coaches and administrators are not the only members of their families to make a name for themselves in pro football. 21 Saints players, coaches or front office staff have relatives who have played, coached or served in the front office in the NFL.

Tight Ends Coach Chase Haslett - Father, Jim Haslett, played linebacker for the Buffalo Bills from 1979-85 and finished his playing career with the New York Jets in 1986. Haslett was an assistant for the Los Angeles Raiders, Saints, Pittsburgh Steelers, St. Louis Rams, Washington Redskins, Cincinnati Bengals and Tennessee Titans and was head coach of the Saints from 2000-05, where he guided the franchise to their first playoff victory in 2000 and was named NFL Coach of the Year.

Defensive Pass Game Coordinator Terry Joseph - Cousin Vance Joseph is currently defensive coordinator of the Denver Broncos, was their head coach from 2017-18 and has also been an assistant coach with six other teams, after also playing for the New York Jets and Indianapolis Colts. Younger cousin, Sammy, played for the San Francisco 49ers in 2007.

Senior VP/Asst. GM-College Personnel Jeff Ireland - Stepson of Chiefs Hall of Fame linebacker/center E.J. Holub. Grandson of Eagles running back and Bears personnel executive Jim Parmer.

National Scout Terry Wooden - Brother, JoJo, has been a longtime scout in the NFL Player Personnel ranks.

Run Game Coordinator T.J. Paganetti - Brother, Ryan, has coached with the Philadelphia Eagles and Jacksonville Jaguars. He is currently the Head Coach Research Specialist of the Las Vegas Raiders.

Edges Coach Jay Rodgers - Brother, Jeff, is a longtime NFL assistant who is currently assistant head coach/special teams coordinator for the Arizona Cardinals.

Linebackers Coach Peter Sirmon - Son, Jackson, currently plays for the New York Jets.

Assistant Wide Receivers Coach Kyle Valero - Father, Art, was an NFL assistant for ten years.

PANTHERS VS. SAINTS

Linebacker Demario Davis - Cousin of the late Steve McNair, the standout quarterback for the Tennessee Titans [1995-2005] and Baltimore Ravens [2006-07].

Quarterback Taysom Hill - Brother-in-law, David Nixon, played linebacker and on special teams for the Oakland Raiders [2009], Houston Texans [2010] and St. Louis Rams [2010-11].

Defensive Back Jordan Howden - Cousin, Saladin Martin, played cornerback with the New York Jets [1980] and San Francisco 49ers [1981].

Tight End Juwan Johnson - Brother, George, played defensive end for eight years in the NFL with the Tampa Bay Buccaneers, Minnesota Vikings, Detroit Lions and Saints.

Defensive End Cameron Jordan - Father, Steve, had a prolific 13-year career at tight end for the Minnesota Vikings, with six Pro Bowl selections, being inducted into their Ring of Honor.

Center/Guard Erik McCoy - Cousin of former Dolphins and Buccaneers running back Jorvorski Lane.

Safety Justin Reid - Older brother, Eric, was a first-round selection of the San Francisco 49ers in 2013 out of Louisiana State University, playing safety for San Francisco [2013-17] and the Carolina Panthers [2018-19].

Defensive End Chris Rumph II - Father, Chris Rumph I, coached with the Minnesota Vikings and Chicago Bears.

Linebacker Nephi Sewell [Practice Squad] - One brother, Penei, is the starting right tackle for the Detroit Lions after getting selected seventh overall in the 2021 NFL Draft. Another brother, Noah, was selected by the Chicago Bears in the fifth round of the 2023 NFL Draft, playing linebacker.

Linebacker Pete Werner - Father, Greg, played nine games at tight end and on special teams for the New York Jets in 1989 and went to training camp with the Philadelphia Eagles in 1990.

Defensive Back Rejzohn Wright - Older brother, Nashon, plays cornerback for the Chicago Bears and cousin, Mekhi Blackmon, plays for the Indianapolis Colts.

Area Scout Joey Vitt - Father, Joe Vitt, is a longtime National Football League assistant coach, who served as assistant head coach/linebackers of the Saints from 2006-16 and also had coaching stints with the Seattle Seahawks, Baltimore Colts, Los Angeles/St. Louis Rams, Kansas City Chiefs, New York Jets and Denver Broncos.

Area Scout Matt Phillips - Father, Ted Phillips, worked in the Chicago Bears front office from 1983-2022, including serving his last 24 years as team president.

ROSTER FACTS AND FIGURES

Oldest Saints Player: LB Demario Davis, 36, 1/11/89

Youngest Saint: T Kelvin Banks Jr., 21, 3/10/04

Most Seasons as a Saint: DE Cameron Jordan, 15

Most NFL seasons: Jordan, 15

Most consecutive starts: Jordan, 53

Consecutive games played: LS Zach Wood, 145

Most playoff experience: Jordan, 11 games

Heaviest Saint: DT Davon Godchaux, 330

Lightest Saint: WR Mason Tipton, 187

Tallest Saints: T Xavier Truss and OL Asim Richards, 6-7

Shortest Saint: DB Ugo Amadi, 5-9

PANTHERS VS. SAINTS

ROSTER FACTS AND FIGURES (CONT.)

Former first round draft picks: 8 - DT Bryan Bresee, T Kelvin Banks Jr., T Taliese Fuaga, Jordan, WR Chris Olave, Penning, C/G Cesar Ruiz and DE Chase Young.

Pro Bowlers: 4 - Linebacker Demario Davis, Jordan, RB Alvin Kamara and Young.

College with the most Saints: 3 each - Ohio State and South Carolina.

MY HOMETOWN

New Orleans Saints players [53-man player roster] come from 29 states and one from Ontario, Canada. Of the players on the team’s roster, California [DB Rejzohn Wright, DE Carl Granderson, DB Jordan Howden, CB Michael Davis, S Terrell Burgess and WRs Chris Olave, Dante Pettis and Devaughn Vele] claims the most with eight.

ROSTER ROLL CALL

On the Saints active roster as of December 9, 2025 were on the active roster, a reserve list of the practice squad at the end of the 2024 season. Among newcomers, the roster includes five unrestricted free agents, two waiver acquisitions, seven veteran free agents, four trade acquisitions, six draft picks and two rookie free agents.

Of the players, 44 have less than four years of previous NFL experience, including nine rookies. The following is a breakdown of New Orleans’ roster by years of experience [year entering]: 15 years - 1, 14 years - 1, 10 years - 1, 9 years - 5, 8 years - 5, 7 years - 7, 6 years - 3, 5 years - 10, 4 years - 6, 3 years - 7, 2 years - 12, 1 year - 8, rookies - 9.

HIGHER EDUCATION

38 colleges and universities are represented on the Saints’ 53-man roster. Of that total, ten are represented by multiple Saints, three from Ohio State, and South Carolina and two from BYU, Oregon State, Louisville, LSU, Nebraska, Tennessee, Texas and Utah.

SAINTS TEAM CAPTAINS

In 2025 in a vote by teammates, safety Justin Reid was added as a defensive team captain. Defensive end Cameron Jordan’s the team’s longest tenured captain [2015] and the franchise’s longest-tenured defensive team captain of all-time. running back Alvin Kamara, linebacker Demario Davis, center/guard Erik McCoy and longsnapper Zach Wood round out the group.



Offense - RB Alvin Kamara and C Erik McCoy

Defense - LB Demario Davis, DE Cameron Jordan and S Justin Reid

Special Teams - LS Zach Wood

2025 PRACTICE SQUAD

The following players make up the Saints practice squad:


Pos.	Player	Exp.	How Acq.
K	Cade York	3	FA-25
DB	Dalys Beantum	R	Rookie FA-25
WR	Ronnie Bell	3	FA-25
S	Elliott Davison	R	Rookie FA-25
DE	Fadil Diggs	R	D7b-25
T	Easton Kilty	R	Rookie FA-25
QB	Jake Haener	3	D4b-23
WR	Kevin Austin Jr.	2	FA-24
DT	Coziah Izzard	R	FA-25
WR	Samori Toure	2	FA-25
TE	Moliki Matavao	R	D7a-25
CB	Jayden Price	1	FA-25
LB	Nephi Sewell	2	Rookie FA-23
K	Charlie Smyth	1	IPP-24
TE	Treyton Welch	1	FA-24
CB	Beanie Bishop	2	FA-25
T	Barry Wesley	1	FA-25

PANTHERS VS. SAINTS

BUCKING THE ODDS

The Saints have a long tradition of finding players as free agents signed after the draft that make an impact immediately or after developing their careers initially on the practice squad. Several undrafted Saints on the roster have played key roles on offense, defense and special teams.

Over the past 22 years, the Saints [2018-22: DB **J.T. Gray**, WR/RS **Deonte Harty** and WR/RS **Rashid Shaheed**] and San Diego/Los Angeles Chargers [2003: G **Kris Dielman**, TE **Antonio Gates** and WR **Kasim Osgood**] are the only two teams to have three players signed as undrafted free agents be selected to a Pro Bowl for the team that originally signed them.



Defensive End **Carl Granderson** joined the club in 2019 as an undrafted free agent out of the University of Wyoming and has appeared in 101 games with 47 starts, posting 283 tackles [168 solo], 33 sacks for a loss of 202.5 yards, eight pass breakups, four forced fumbles and two recoveries, one blocked field goal and one blocked extra point.

In 2025, Granderson has enjoyed a productive season, recording 43 tackles [29 solo], 4.5 sacks to rank third on the team and three pass breakups. In the first two games of the season, he recorded more than one sack. If Granderson leads the team in sacks in 2025, he would join linebacker Rickey Jackson, linebacker Pat Swilling, defensive lineman Wayne Martin, defensive tackle La’Roi Glover and defensive ends Will Smith and Cameron Jordan as Saints to lead the team in quarterback takedowns in consecutive seasons.

Granderson is coming off a monster performance at Tampa Bay on Sunday, when he finished with five tackles [four solo], including two stops for loss and one pass breakup.



Tight end **Juwan Johnson** first led Saints tight ends with four touchdown receptions in 2021, converting to the position that offseason after playing wideout in college and as a rookie in 2020, he signed as an undrafted free agent from Oregon. Johnson led Saints tight ends with a career-high 50 receptions for a club-best 548 yards in 2024, adding three touchdown grabs. He has led the Saints with 17 receiving touchdowns over the past four seasons, seventh over that period among NFL tight ends. In his career, Johnson has played in 80 games [41 starts], making 204 receptions for 2,236 yards with 21 TDs.

In 2025, Johnson is ranked seventh among tight ends in receiving yards and eighth in receiving with a career-high 58 grabs for a career-best 614 yards with three touchdowns. His 200 receptions as a tight end [four additional were as a WR in 2020] are fourth among the position all-time for the club, needing seven grabs on Sunday to move into a tie for third.

SAINTS TIGHT END RECEPTIONS LEADERS

Tight End	Career Receptions
Jimmy Graham [2010-14, 2023]	392
Hoby Brenner[1981-93]	267
Henry Childs [1974-80]	207
Juwan Johnson [2021-]	200



2025 NFL TIGHT END RECEPTIONS LEADERS

Tight End	Receptions
Trey McBride, Arz.	93
Jake Ferguson, Dal.	75
Dalton Schultz, Hou.	62
Kyle Pitts, Atl.	62
Travis Kelce, KC	60
Tyler Warren, Ind.	60
Harold Fannin Jr., Cle.	59
Juwan Johnson, NO	58
Brock Bowers, LV	53



2025 NFL TIGHT END RECEIVING YARDAGE LEADERS

Tight End	Receiving Yards
Trey McBride, Arz.	937
Travis Kelce, KC	727
Tyler Warren, Ind.	699
Kyle Pitts, Atl.	631
Brock Bowers, LV	619
Harold Fannin Jr., Cle.	619
Juwan Johnson, NO	614

Signing following the 2025 NFL Draft, G **Torricelli Simpkins III** started all 48 games along the offensive lines at North Carolina Central [2021-23] and South Carolina [2024]. After playing the first three seasons of his career at NCCU, where he was a third-team All-American in 2023, he transferred to USC in 2024. He opened all 13 games at right guard for the Gamecocks and received third-team All-SEC. He competed on all three interior positions in training camp and secured a roster spot based on his play in preseason games. Simpkins received his first career start at left guard at Seattle, Sept. 21, saw extensive action at right guard, Sept. 28 at Buffalo and started at right guard in the Oct. 5 victory over the New York Giants, where the offensive line did not give up a sack.

Signing following the 2024 NFL Draft, linebacker **Isaiah Stalbird** played at Nebraska [2019] and South Dakota State [2020-23]. He played in 64 games and made 251 tackles, 18.5 for loss, three sacks, an interception, 19 pass breakups, five forced fumbles, two recoveries and three blocked punts for the 2022 and 2023 FCS National Champions. Through 11 games in 2025, Stallbird has a team-high 13 coverage stops and has added ten defensive tackles one sack and one pass breakup.

Wide receiver **Mason Tipton** stuck on the 53-man roster in 2024 after showing bright spots in the preseason following a college career at Yale, where he posted 132 receptions for 1,067 yards with 19 touchdowns. In 2024, he had 14 receptions for 99 yards. In the 2025 preseason, Tipton led the team in all receiving categories with eight receptions for 158 yards [19.8 avg.] with one touchdown, ranking fifth in the league in receiving yardage. On Nov. 23, vs. Atlanta, Tipton brought back a kickoff for 75 yards, the longest by the team since the 2020 season. After returning the opening kickoff 54 yards to set up a touchdown on Sunday at Tampa Bay, he has brought back 11 kickoffs for 359 yards [32.6 avg.].

DRAFT RECAP

The New Orleans Saints 2025 draft class, the first under first-year Head Coach Kellen Moore features six-of-nine players currently contributing to the team’s 53-man roster, three offensive players, as well as three defenders, with five [left tackle Kelvin Banks Jr., running back Devin Neal, cornerback Quincy Riley, safety Jonas Sanker and quarterback Tyler Shough] starting at Tampa Bay on Sunday. On offense, Executive Vice President/General Manager Mickey Loomis split the selections among four different positions.

Defensively, New Orleans added players at four different positions as the unit makes the switch to Defensive Coordinator Brandon Staley’s 3-4 scheme, a safety, a linebacker and a cornerback currently contributing. With Riley recording a pick in Week Seven and Sanker posting one in Week Four, this is the first time since 2019, that two Saints rookie defenders have recorded interceptions.

CONTINUED ON NEXT PAGE

SAINTS 2025 DRAFT RECAP (CONT.)

Sunday’s win at Tampa Bay, was the time for the three offensive players to shine. While Banks continued to play a flawless left tackle, Neal enjoyed a career performance with 70 rushing yards and his first career touchdown and a 14-yard reception. Shough fought through a driving rainstorm to rush for a career-high 55 yards, the most in franchise history by a rookie QB and two touchdowns, tied for the most, in leading the Saints to a 24-20 victory. With Neal and Shough accounting for 125 yards rushing and three touchdowns, it was the highest total by a Saints rookie duo since RBs Alvin Kamara and Trey Edmunds accounted for 154 yards rushing and two TDs at Buffalo on 11/12/17.

2025 SAINTS DRAFT CLASS

Player	Pos.	School	Select. [overall]
Kelvin Banks Jr.	T	Texas	Rd. 1 [9]
Tyler Shough	QB	Louisville	Rd. 2 [40]
Jonas Sanker	S	Virginia	Rd. 3 [93]
Danny Stutsman	LB	Oklahoma	Rd. 4 [112]
Quincy Riley	CB	Louisville	Rd. 3 [131]
Devin Neal	RB	Kansas	Rd. 6 [184]

SAINTS BY THE NUMBERS

2 - With the first two interceptions of his career in Week 5 vs. the New York Giants, CB Kool-Aid McKinstry won NFC Defensive Player of the Week. After recording a pick on Nov. 30 at Miami, he leads the team with three.

4 - Number of blocked field goals by Saints since 2024, first in the NFL over the period. In the 17-7 win over Carolina on Nov. 9, DT Nathan Shepherd blocked a 48-yard field goal attempt, earning NFC Special Teams Player of the Week. It was the second blocked field goal by the Saints in 2025. RB Alvin Kamara, who has 33 catches in 2025, needs four receptions to surpass Christian McCaffrey [49ers play at 3:25] for the fifth-most receptions by a running back and then five to surpass Keith Byars [610] for the fourth-most. Only Larry Centers [827], Marshall Faulk [767], LaDainian Tomlinson [624], Byars [610] and McCaffrey [609] have more than Kamara’s 606 career receptions. He ranks second in franchise history overall.

6 - Number of Saints rookies that have started at least one game this year [T Kelvin Banks Jr., RB Devin Neal, QB Tyler Shough, S Jonas Sanker, CB Quincy Riley and G Torricelli Simpkins III]. A seventh, P Kai Kroeger has handled punting duties. Career sacks by Alontae Taylor, tied with Alex Molden [1996-2000] for the most by a Saints cornerback.

6.5 - Team-leading number of sacks by DE Cameron Jordan.

8 - Games with more than one sack by DE Carl Granderson, including the first two of the 2025 campaign. Also the number of Ring of Honor members, including guard Jahri Evans, who currently serves as the team’s assistant offensive line coach and was inducted in 2024 and is a Class of 2026 Pro Football Hall of Fame semifinalist.

9 - The number of consecutive seasons LB Demario Davis has had 100 tackles in a season, including 2025, eight straight as a Saint.

15 - Number of seasons played by Jordan, tied with QB Drew Brees for first in franchise history.

19 - Kellen Moore is the 19th head coach in franchise history [interim and permanent combined].

23.1 - Last week at TB [12/7/25], the Saints defense held the Buccaneers to a 23.1 conversion percentage on 3rd down [3 of 13] for the second time this season [first on 10/26].

28 - Number of teams Jordan has a sack against. The clubs Jordan has not recorded a takedown against are the Baltimore Ravens, the Kansas City Chiefs, and the New York Jets, who the Saints play in Week 16.

30 - The career number of games with more than one sack by Jordan with with two multi-takedown performances in 2025, including two on Nov. 30 at Miami. Jordan became the 22nd player with performances of more than one sack in at least 30 games.

37 - At 37 years old, Moore is the youngest head coach in the NFL.

SAINTS BY THE NUMBERS (CONT.)

52 - With 52 receiving yards on Sunday vs. Carolina, Kamara could become only the sixth player in National Football League history to record 5,000 yards in both rushing and receiving with Lenny Moore (Pro Football Hall of Fame), Marcus Allen (PF-HOF), Marshall Faulk (PFHOF), Tiki Barber and Christian McCaffrey.

50 - Players sacked by Jordan in his career, after dropping Panthers QB Bryce Young on Nov. 9. Also, the 2025 season is the 50th anniversary of their home stadium, the Caesars Superdome, which opened in 1975.

57 - Kamara had a career-long 57-yard touchdown reception in the September 15, 2024 win at the Dallas Cowboys.

59 - The Saints are in their 59th season of play in 2025.

61 - Club-record number of rushing touchdowns by Kamara, tied for the fifth-highest league total since he was drafted by the Saints in 2017. The total is tied for 53rd all-time.

69.8 - Completing 30-of-43 passes on Nov. 23 against Atlanta for a 69.8 completion percentage, Shough became the fourth Saints quarterback since 2000 to have a 65.0 completion percentage in a contest with at least 40 attempts, joining Jeff Blake, Drew Brees and Derek Carr.

76 - WR Chris Olave's 76 receptions are ranked eighth in the NFL. Olave leads the club in all major receiving categories with 76 grabs for 811 yards with five touchdowns. After missing nine contests due to concussions in 2024, Olave is a leading candidate for NFL Comeback Player of the Year.

87 - Franchise-record number of total touchdowns by Kamara, currently ranked fourth in the National Football League since 2017 and tied for 54th all-time with Pro Football Hall of Fame WR Lance Alworth. With one touchdown on Sunday, he would jump into the top 50 and move into a tie for 48th with WR Antonio Brown, RB Ezekiel Elliott, WR Irving Fryar, WR Don Maynard, WR Andre Reed and RB Thurman Thomas.

128.0 - Career sacks by Jordan, ranked first in team history and ranked 17th all-time in the National Football League, tied Pro Football Hall of Fame line-backer and Saints legend Rickey Jackson. With a split sack on Sunday at vs. Carolina, Jordan would take sole possession of 17th.

145 - Number of consecutive regular season games played in by Longsnapper Zach Wood, tied for the fourth-longest active games played streak in the NFL and 17th in club record books. Wood will play in his 146th game on Sunday and move into a tie for 16th in club records with WR Marques Colston.

199 - Number of regular season wins by the team at the Caesars Superdome. With a victory on Sunday, December 14 vs. Carolina, the Black and Gold will reach 200.

238 - Number of regular season starts by Jordan, first in franchise history.

239 - Number of regular season games played by Jordan, first in franchise history and ranked seventh in National Football League record books among defensive linemen. On Sunday, he will play in his 240th contest and move into a tie for sixth among defensive linemen with Ron McDade (1961-1978).

250 - Club-record number of combined regular season/postseason games played by Jordan, having played in his 250th career contest on Sunday at Tampa Bay.

260 - Olave's 260 receptions through his first 50 NFL games ranks third in franchise history behind WR Michael Thomas (346) and Kamara (281).

282 - Rookie QB Tyler Shough's 282 passing yards on November 9 at Carolina was the highest passing yardage total by a Saints rookie signal-caller.

430 - Franchise wins (regular season/postseason combined) after defeating Tampa Bay on Sunday.

CONT. ON NEXT PAGE

SAINTS BY THE NUMBERS (CONT.)

1,000 - Kamara’s 18-yard rushing touchdown in the opener was the 1000th touchdown from scrimmage by the Saints in the Caesars Superdome (regular season/postseason), joining the Green Bay Packers and Kansas City Chiefs as the third team to have 1,000 touchdowns from scrimmage in their home stadium (Buffalo became the fourth team).

1,589 - Career number of tackles by linebacker Demario Davis after finishing with a club-best tying seven stops on Sunday at the Tampa Bay Buccaneers, joining Washington Commanders linebacker Bobby Wagner and Tampa Bay Buccaneers linebacker Lavonte David as only the third active player with 1,500 stops. Davis is 11 stops away from 1,600 career. His 118 tackles in 2025 (press box totals) rank seventh in the NFL.

3,376 - Olave’s 3,376 receiving yards in 52 games since being drafted by the Saints in 2022, ranked 24th in the NFL over that period.

7,250 - Career rushing yardage total by Kamara, ranked first in club record books. Kamara’s total is ranked 69th all-time. Kamara needs 25 rushing yards to move into 68th and surpass Pro Football Hall of Fame RB Leroy Kelly.

12,198 - Club-record number of total yards from scrimmage by Kamara, the third-highest total in the National Football League since 2017 and ranked 68th all-time. With 88 yards, he would tie wide receiver Jimmy Smith for 67th and with 89 would surpass him.

12,862 - Club-record of all-purpose yards by Kamara, ranked 85th in NFL record books. With two all-purpose yards, Kamara will surpass Joey Galloway and move into 84th, with 14, he will surpass Smith and move into 83rd, with 22, he will surpass Ollie Matson and move into 82nd and with 23, he will surpass Thomas Jones and move into 81st.

PRO BOWL PLAYERS COACHED BY KELLEN MOORE
Moore’s coached 15 players who’ve earned 19 Pro Bowl selections as coordinator and position coach, with the Philadelphia Eagles, Los Angeles Chargers and Dallas Cowboys.

PRO BOWL PLAYERS COACHED BY MOORE AS A HEAD COACH, COORDINATOR OR POSITION COACH

Pos	Player	Pro Bowls	Years
WR	Keenan Allen	1	2023
RB	Saquon Barkley	1	2024
C	Tyler Biadasz	1	2022
WR	Amari Cooper	1	2019
G	Landon Dickerson	1	2024
RB	Ezekiel Elliott	1	2019
C	Travis Frederick	1	2019
T	Lane Johnson	1	2024
C	Cam Jurgens	1	2024
WR	CeeDee Lamb	2	2021-22
G	Zack Martin	3	2019, 21-22
C	Erik McCoy	1	2023
RB	Tony Pollard	1	2022
QB	Dak Prescott	1	2018
T	Tyron Smith	1	2019, 2021

FROM THE FIELD TO THE SIDELINE

Kellen Moore is the seventh New Orleans Saints head coach to have played in the National Football League, joining Tom Fears, John North, Dick Nolan, Mike Ditka, Jim Haslett and Sean Payton. Moore, who finished his college playing career at Boise State with a record of 50-3, the most wins by a quarterback in NCAA history, played six seasons for the Detroit Lions (2012-14) and Dallas Cowboys (2015-17).



BARKING UP THE RIGHT TREE

With Moore as his offensive coordinator in 2024 with the Eagles, Philadelphia running back Saquon Barkley had one of the best seasons by a tailback in NFL history. The consensus National Football League Offensive Player of the Year, a first-team Associated Press All-Pro and Pro Bowl starter selection, Barkley led the league with a franchise-record 2,005 rushing yards in the regular season, making him just the ninth player in NFL history to post 2,000+ rushing yards in a season, eight-most in league records. Including 499 rushing yards in the playoffs which ranked third all-time, Barkley's 2,504 rushing yards were the most in NFL single-season history (regular season and postseason combined).



ALL-TIME SINGLE SEASON RUSHING LEADERS
(REGULAR SEASON/POSTSEASON COMBINED)

Player	Att.	Yds.	Avg.	TD
1. Saquon Barkley, 2024	436	2,504	5.7	18
2. Terrell Davis, 1998	470	2,476	5.3	24
3. Terrell Davis, 1997	481	2,331	4.9	23

NOTHING HURTS

In 2024 in Philadelphia, under the tutelage of Moore who served as offensive coordinator and Saints Offensive Coordinator Doug Nussmeier, who was quarterbacks coach, Eagles signal-caller Jalen Hurts was able to put together one of the best seasons of his career. The Super Bowl Most Valuable Player ranked among the top eight in the league in yards per attempt (fourth, 8.0), passer rating (fifth, career-high 103.7), completion percentage (eight, career-high 6.7 pct.) and total touchdowns (32, eighth). In Super Bowl LIX, Hurts completed 17-of-22 passes [77.3 pct.] for 221 yards, two touchdowns, a 119.7 passer rating and 72 rushing yards with one touchdown on the ground, the most rushing yards by a signal-caller ever in a Super Bowl.

2024 NFL PASSER RATING LEADERS

Quarterback	Passer Rating
1. Lamar Jackson	119.6
2. Jared Goff	111.8
3. Joe Burrow	108.5
4. Baker Mayfield	106.8
5. Jalen Hurts	103.7



LONGEST TENURED SAINTS

There are currently six Saints on the team's roster who have appeared in at least 100 regular season games for the franchise, led by DE Cameron Jordan with a franchise-record 239 regular season contests played. Only the second player to appear in 200 regular season games as a Saint, Jordan surpassed QB Drew Brees for first on Sept. 21 at Seattle and become the franchise's all-time leader. LS Zach Wood has not missed a game since joining the club in 2017.



CURRENT SAINTS WITH MOST GAMES PLAYED WITH CLUB

Player	Pos.	Games
1. Cameron Jordan	DE	239
2. Zach Wood	LS	145
3. Demario Davis	LB	127
4. Alvin Kamara	RB	126
5. Taysom Hill	QB	114
6. Carl Granderson	DE	101

FORCING THE ISSUE

The Saints have been successful in trying to create turnovers through 13 games this season. During their Week Five contest against the Giants, the team forced a season-high two fumbles. New Orleans has totaled eight forced fumbles this year, which is tied for 12th in the NFL.



2025 TEAM FORCED FUMBLE LEADERS

Rk. Team	Forced Fumbles
1. Pittsburgh	15
2. Detroit	14
3. Minnesota	13
4t. Buffalo	11
4t. Arizona	11
4t. Atlanta	11
7t. Chicago	10
7t. Cleveland	10
7t. L.A. Rams	10
10t. San Francisco	9
10t. Miami	9
12t. New Orleans	8
11t. Houston	8
12t. Baltimore	8
12t. Jacksonville	8
12t. Tampa Bay	8

FIVE STRAIGHT

In the Oct. 5 26-14 win over the New York Giants, the Saints recorded takeaways off five consecutive Giants possessions. This was the first time this occurred in an NFL game since the Kansas City Chiefs intercepted Jets QB Ryan Fitzpatrick on the last five Jets possessions of the contest in a 24-3 Chiefs win on Sept. 25, 2016. It was the first time the Saints had defensive takeaways on five consecutive possessions, since they had five straight interceptions in a 27-3 win at the Phoenix Cardinals on Dec. 22, 1991. Below is a summary of the turnovers in the last two Saints contests where the Black and Gold recorded five consecutive takeaways.

Saints 26, Giants 14

Oct. 5, 2025 at Caesars Superdome

Takeaway #1 - LB Demario Davis forced a fumble by Giants WR Darius Slayton, recovered by S Jonas Sanker and returned 27 yards in the second quarter.

Takeaway #2 - DE Cameron Jordan recovered a fumble by Giants QB Jaxson Dart following a team sack for a three-yard loss in the third quarter.

Takeaway #3 - DE Bryan Bresee forced Giants RB Cam Skattebo to fumble and was recovered by DB Jordan Howden and returned 86 yards for a touchdown in the first play from scrimmage of the fourth quarter.

Takeaway #4 - CB Kool-Aid McKinstry intercepted Dart at the New Orleans five-yard line in the fourth quarter.

Takeaway #5 - McKinstry intercepted Dart in the fourth quarter.

Saints 27, Cardinals 3

Dec. 22, 1991 at Sun Devil Stadium

Takeaway #1 - S. Gene Atkins intercepted Cardinals QB Chris Chandler in the third quarter.

Takeaway #2 - Atkins intercepted Chandler in the third quarter, returning it 20 yards to set up a touchdown.

Takeaway #3 - In the third play from scrimmage in the fourth quarter, Atkins intercepted QB Stan Gelbaugh and returned it 79 yards to set up a TD.

Takeaway #4 - Gelbaugh is intercepted by Saints DB Stan Petry in the fourth quarter.

Takeaway #5 - DB Vencie Glenn intercepted Gelbaugh in the fourth quarter.

IN THE NFL

After ranking 30th in the National Football League in total defense in 2024 [379.9 ypg.], the Saints are currently ranked 12th in the NFL in 2025 in opponent net yards per game [313.5] after surrendering a season-low 175 net yards on November 9 at Carolina, tied at the time for the 11th lowest total given up in 2025 and the lowest total surrendered by the Saints since the 2023 season [156 total net yards at New England, Oct. 8].



2025 NFL TOTAL DEFENSE LEADERS

Team	Opp. Net Yds. Gm.
1. Hou.	266.3
2. Cle.	272.8
3. LAC	275.3
4. Den.	282.0
5. GB	287.2
6. Sea.	288.2
7. NE	296.4
8. Min.	299.1
9. KC	303.7
10. Buf.	307.1
11. Jax.	310.4
12. NO	313.5
13. LAR	315.0

AGAINST THE PASS

In 2024, the Saints finished 27th in the NFL in opponent net passing yards per game. Through the first 13 weeks in 2025, they have improved to seventh. In the November 9 17-7 win over the Carolina Panthers, New Orleans held QB Bryce Young to a 62.8 passer rating and only 124 passing yards, with CB Alontae Taylor intercepting him the fourth quarter and LB Pete Werner recovering a Young fumble in the third quarter.



NFL OPPONENT NET PASSING YARDS PER GAME
LEADERS IN 2025

Rk. Team	Yds.	Yds./Gm.
1. Cleveland	2,147	165.2
2. LAC	2,020	168.3
3. Buffalo	2,234	171.8
4. Houston	2,236	172.0
5. Minnesota	2,240	172.3
6. New Orleans	2,374	182.6
7. Green Bay	2,415	185.8

GOAL LINE STANDS



In the October 26 contest against the Tampa Bay Buccaneers, the Saints succeeded in a pair of short yardage situations against tall odds, putting the heart they have shown all season on full display in a valiant effort. In the second quarter, with the Buccaneers having first and one at the Saints' one-yard line, the New Orleans front seven stopped Buccaneers running back Rachaad White from entering the end zone on three straight plays, with defensive end Chris Rumph II and defensive tackle Nathan Shepherd stuffing Tampa Bay running back Sean Tucker on fourth-and-one.

CONTINUED ON NEXT PAGE

CONTINUED FROM PREVIOUS PAGE - GOAL LINE STANDS

In Tampa Bay’s first drive of the third quarter, the Buccaneers advanced to the New Orleans one-yard line following a 22-yard completion from quarterback Baker Mayfield to tight end Cade Otton. On a pair of goal line plays, cornerback Kool-Aid McKinstry successfully defended Mayfield pass attempts to wideouts Sterling Shepard and Emeka Egbuka. On second down, linebacker Demario Davis stuffed Tucker.

Until Tucker reached the end zone on fourth and one, the Saints had successfully defended the one-yard line seven times in the contest, the first time a team had done so since the December 8, 2013 matchup where Tennessee Titans managed seven stops from the one-yard line by the Denver Broncos [credit-ESPN] at Empower Field at Mile High.

THIRD DOWN DEFENSE

In 2024, the the Saints finished ranked 21st in the NFL in opponent third down percentage [41.1], improving to sixth in the league [35.5] after allowing Tampa Bay to convert only three-of-13 attempts on Sunday.



2025 OPP. THIRD DOWN CONVERSION PERCENTAGE LEADERS

Team	Made	Att.	Pct.
1. Denver	55	178	30.9
2. Seattle	59	181	32.6
3. Houston	55	165	33.3
4. N.Y. Jets	57	164	34.8
5. Los Angeles Chargers*	48	138	34.8
6. New Orleans	55	155	35.5
7. New England	52	146	35.6
8. L.A. Rams	64	177	36.2

* Not including Monday night result

FOURTH DOWN DEFENSE

On Sunday at Tampa Bay, the New Orleans defense stopped the Buccaneers on five fourth down attempts [two-of-seven-28.6 pct.]. The five fourth-down stops in one game tied the Saints for third in the NFL in a single game since 2000. For the season, New Orleans is ranked eighth in the NFL in opponent third down percentage [47.8].

2025 OPPONENT FOURTH DOWN CONVERSION PCT. LEADERS

Team	Made	Att.	Pct.
1. Kansas City	5	18	27.8
2. Philadelphia	7	23	30.4
3. New England	7	22	31.8
4. Jacksonville	8	21	38.1
5. Tampa Bay	11	27	40.7
6. Arizona	8	18	44.4
7. Houston	8	17	47.1
8. New Orleans	11	23	47.8

SECOND HALF STALWARTS

In the second half of contests in 2025, the Saints are first in the National Football League in fewest points surrendered.



2025 TEAM SECOND HALF OPPONENT POINTS PER GAME LEADERS

Rk. Team	Second Half Opp. Ppg.
1. New Orleans	7.5
2. Houston	8.0
3. Carolina	8.1
4. L.A. Rams	8.3
5. New England	8.5
6. Denver	8.8

PANTHERS VS. SAINTS

FEW AND FOURTH BETWEEN

In 2025, the New Orleans Saints have allowed very few yards in the fourth quarter of games. The Saints have allowed 807 yards in the fourth quarter in 13 games, for a 62.1 average, which ranks first in the NFL.

FEWEST YARDS ALLOWED IN FOURTH QUARTER, NFL

Team	4th Quarter Yards Allowed	Avg.
New Orleans	807	62.1
Cleveland	830	63.8
New York Jets	888	68.3
Minnesota	889	68.4
Tennessee	890	68.5
Carolina	906	69.7
Denver	906	69.7
Las Vegas	923	71.0
Kansas City	953	73.3

YARDS ALLOWED IN FOURTH QUARTER BY SAINTS

Date	Opponent	4Q yds.
9/7/25	vs. Arizona	51
9/14/25	vs. San Fran.	77
9/21/25	at Seattle	17
9/28/25	at Buffalo	97
10/5/25	vs. NYG	73
10/12/25	vs. New England	52
10/29/25	at Chicago	100
10/26/25	vs. Tampa Bay	14
11/2/25	at LAR	44
11/9/25	at Carolina	17
11/23/25	vs. Atlanta	102
11/30/25	at Miami	57
12/7/25	at Tampa Bay	63

FOURTH SCORE AND FEW POINTS ALLOWED

In addition to allowing very few yards in the fourth quarter, New Orleans’ stiff defense has allowed only 49 points in the fourth quarter, which is ranked second in the NFL. Below is a list of the teams who have allowed the fewest fourth quarter points:

FEWEST POINTS ALLOWED IN 4TH QUARTER, NFL

Team	4th Quarter Points Allowed	Avg.
Houston	37	2.8
New Orleans	49	3.8
Carolina	56	4.3
Denver	58	4.5

HAVE A SACK

In Week One, four Saints were involved in sacking Cardinals QB Kyler Murray five times. This marks the most sacks in a Week One game since 2019 [6]

SAINTS SACKS IN WEEK ONE GAMES

Season	Opponent	Sacks	Yards
2025	vs. Arz.	5	33
2024	vs. Car.	4	26
2023	vs. Ten.	3	17
2022	at Atl.	0	0
2021	vs. GB	2	15
2020	vs. TB	3	15
2019	vs. Hou.	6	34
2018	vs. TB	0	0
2017	at Min.	1	5
2016	vs. Oak.	0	0

SACKS BY DOWN IN 2025



First Down: 7
Second Down: 7
Third Down: 14
Fourth Down: 0

PANTHERS VS. SAINTS

PICK ME UP

With a fumble recovery by LB Pete Werner on Nov. 9, at Carolina, the Saints are currently in a four-way tie for eighth in the NFL with seven opponent fumble recoveries on the season.



2025 NFL TEAM DEFENSIVE FUMBLE RECOVERY LEADERS

Rk. Team	Fumble Recoveries
1. Pittsburgh	12
2. Miami	10
3t. Chicago	9
3t. San Francisco	9
3t. Minnesota	9
6t. Arizona	8
6t. Jacksonville	8
6t. L.A. Rams	8
9t. New Orleans	7
9t. Houston	7
9t. Buffalo	7
9t. Baltimore	7
9t. Tampa Bay	7

DRAFT CONTRIBUTORS

The team’s top three selections in the 2024 NFL Draft started multiple games for the Saints in 2024. Below is a summary of the performance of five of the top six 2024 draft picks, as each of them have made a jump in 2025:



Right Tackle Taliese Fuaga, Oregon State [D1] - Selected with the 14th overall pick out of Oregon State, the Saints were able to address an immediate need, while also acquiring a building block for the future. Fuaga was an anchor on the Saints offensive line in his rookie campaign, seamlessly moving over to the left tackle position for his first NFL season, where he opened every game for an offense that improved in every rushing metric. Starting all 17 games, he was the first Saint to start every game in his rookie year at the offensive line’s most challenging position since J.T. Taylor in 1978. Now in 2025, Fuaga has moved back to his natural right tackle position. After missing the Week Three contest at Seattle, he returned to the lineup in Week Four and helped spur a run game that gained a season-high 189 yards. On October 5, against the New York Giants, he anchored an offensive line that kept QB Spencer Rattler’s jersey clean and did not give up a sack.

Cornerback Kool-Aid McKinstry, Alabama [D2] - Selected in the second round of the 2024 NFL Draft with the 41st overall pick out of Alabama, McK-instry arrived in New Orleans having covered many of the nation’s top wideouts in the Southeastern Conference for the last three years.

In 2023, the consensus first-team All-American was a semifinalist for the Jim Thorpe Award in his final campaign for the Crimson Tide, making 32 tackles and seven passes defended.

In New Orleans, McKinstry played in 15 games with nine starts as a rookie in 2024, moving into the starting lineup in Week Eight and recorded 44 tackles with seven pass breakups, often tasked with covering an opponent’s top wideout.

CONTINUED ON NEXT PAGE

DRAFT CONTRIBUTORS (CONT.)



Through the first 132 contests/starts of 2025, he has recorded 58 tackles [46 solo] with, three interceptions to tie for ninth in the NFL and a club-best ten pass breakups. The Pinson, Ala. native recorded the first two picks of his career in the October 5 win over the New York Giants, capturing NFC Defensive Player of the Week honors for the first time in his career. On Nov. 30 at the Miami Dolphins, McKinstry neutralized a prior New Orleans giveaway by recording an interception in the end zone and later got the Saints defense off the field with a fourth down stop. In the season series with Tampa Bay, McKinstry played an important role in surrendering only 124 and 122 total net yards in the contest. In 28 career games with 22 starts, he has career totals of 99 stops [77 solo], three picks, 17 pass breakups and one special teams tackle.

QB Spencer Rattler, South Carolina [D5a] - Selected with the team's first selection in the fifth round [150th overall] out of South Carolina, Rattler completed 900-of-1,313 passes [68.5 pct.] for 10,807 yards with 77 touchdowns, and only 32 interceptions for the Gamecocks [2022-23] and Oklahoma [2019-21].



As a rookie in 2024, Rattler appeared in seven games with six starts, he completed 130-of-228 passes for a Saints rookie-record 1,317 yards with four touchdowns, also carrying 18 times for 146 yards.

On the season in eight games started/played, Rattler has completed 173-of-256 passes [67.6 pct.] for 1,586 yards with eight touchdowns, five interceptions and an 86.8 passer rating. Rattler has also utilized his feet, carrying 31 times for 167 yards [5.4 avg.].

LB Jaylan Ford, Texas [D5c] - The last of three fifth round draft picks by the club in 2024, Ford was selected out of the University of Texas, where during he posted 287 tackles, 27.5 stops for loss, three sacks, ten pass breakups, six interceptions, four forced fumbles and three fumble recoveries. As a rookie, Ford established a role on special teams, contributing five tackles before suffering a fibula injury in Week 17. Ford has comprised his role as a core special teams player in 2025, making seven stops, after recording three on October 19, at Chicago.



DT Khristian Boyd, Northern Iowa [D6] - A sixth round selection, Boyd appeared in 49 career games in college and collected 149 tackles [59 solo], 22.5 stops for loss, 10.5 sacks, five pass breakups and two forced fumbles.



CONTINUED ON NEXT PAGE

PANTHERS VS. SAINTS

CONTINUED FROM PREVIOUS PAGE - DRAFT CONTRIBUTORS

In his final college season, Boyd started all 11 games along the defensive line and had 43 stops [17 solo], 6.5 tackles for loss, 3.5 sacks and a pass breakup, while earning All-Missouri Valley Football Conference first-team and consensus FCS third-team All-American. Following a full offseason, and utilizing his 6-2, 320-pound frame to fit into the Saints' 3-4 alignment under Staley, the Kansas City native led the Black and Gold with two sacks in the preseason, while providing a push up the team's interior defensive line. Boyd made his 2025 regular season debut in Week Four at Buffalo and finished with one tackle. On October 19 at Chicago, he finished with two stops.

LINING THEM UP



One of Head Coach Kellen Moore's first tasks was shoring up the alignment and the overall depth of the Saints offensive line- a unit that saw nine different starting combinations during the 2024 campaign. The line has gelled, now managing a season-long absence of Pro Bowl center Erik McCoy, who suffered a biceps injury in Week Seven, despite, the offensive line staff being forced to employ six different starting combinations.

A franchise that has consistently invested in the offensive line with four first round picks in the last six seasons, the past two campaigns have been no different. On the interior right guard **Cesar Ruiz** is the elder statesman, having been selected in the first round in 2020, having played in 87 regular season contests with 81 starts. In 2025, Ruiz has opened 12-of-13 contests, returning after missing only one game from a high ankle sprain suffered in Week Four.



In the last two seasons, New Orleans has continued to fortify their offensive line, selecting left tackle **Kelvin Banks Jr.** [ninth overall-2025] and right tackle **Taliese Fuaga** [14th overall-2024].



Banks, 6-5, 315, was selected with the ninth overall pick out of Texas this past April, the highest selection by the Black and Gold since 2005. A three-year starter who opened all 42 games he played in at left tackle for the Longhorns from 2022-24, Banks was the 2024 Outland Trophy winner and a unanimous All-American selection. In his first season, Banks has lined up at the position that he manned flawlessly as a college standout, facing weekly challenges from some of the NFL's elite pass rushers, a leading candidate for league All-Rookie honors, the only Saints offensive lineman to open every contest.

2024 first round pick Fuaga, immediately moved into left tackle as a rookie after being a two-year starter at right tackle at Oregon State, earning first-team All-American in 2023.

In 2025, the Tacoma, Wash. native became the first Saints rookie to start every game at the position since J.T. Taylor in 1978. In 2025 for his second-team campaign, Fuaga has moved back to the right tackle position he manned in Corvallis.

CONTINUED ON NEXT PAGE



CONTINUED FROM PREVIOUS PAGE-LINING THEM UP

Luke Fortner is a former University of Kentucky standout who was a third round pick (65th overall) of the Jacksonville Jaguars out of Kentucky in 2022 and has started 40 of the 64 regular season games he has played and two postseason contests in 2023. Acquired by New Orleans in a preseason trade with the Jaguars following an exhibition game by the two clubs, Fortner has been called into action to manage the center position for the Black and Gold for the remainder of the 2025 campaign.

Following the trade of left guard Trevor Penning on November 4, the offensive line is rounded out by OL Asim Richards, who has seen action at right tackle in the absence of Fuaga, including opening three contests. G/T Dillon Radunz, who started the first two contests at left guard, takes over the position following the trade of Trevor Penning. Rookie C/G Torricelli Simpkins II started one game at right guard and one contest at center. T/G Xavier Truss, a rookie from the University of Georgia, was awarded off waivers from Denver at the end of the preseason and provides valuable depth, while developing.

SPECIAL TEAMS OVERVIEW

Saints special teams will benefit from the elevation of Phil Galiano to coordinator, after serving as assistant special teams coach for the past five-and-a-half seasons before taking over coordination of the unit midway through the 2024 season. During Galiano’s tenure, the special teams units have consistently ranked among the NFL’s leaders in placekicking, coverage and return units, producing Pro Bowlers and AP All-Pros, also setting various club records in placekicking, punting, return game and coverage units Under Galiano’s direction, the club has committed to a transition of a mix of seasoned veterans and several promising youngsters.



BLOCK UNIT

New Orleans’ field goal block unit came through big on three occasions in the second half of the 2024 season, two taking place in three-point victories. The field goal block unit’s hard work carried over into the 2025 season opener, as third-year defensive tackle **Bryan Bresee** blocked a fourth quarter 46-yard field goal attempt to give the offense the ball back for a drive where they ended up scoring a field goal.

In the third quarter of New Orleans’ November 9, at Carolina, narrowly holding onto a 10-7 third quarter lead, DT **Nathan Shepherd** blocked a 48-yard field goal attempt. For his efforts, Shepherd was named the Week Ten NFC Special Teams Player of the Week.

New Orleans leads the NFL since the 2024 season with four blocked field goals.

COVERAGE UNITS

Galiano and Assistant Special Teams Coach Kyle Wilber have been tasked with remaking the coverage aspect of the special teams units with the top Six tacklers from the 2024 campaign not on the roster. LB Isaiah Stalbird leads the team with 13 stops through 13 games.

2025 SPECIAL TEAMS TACKLES LEADERS

Rk. Saint	No.
1. Isaiah Stalbird	13
2t. Chris Rumph II	11
2t. Danny Stutsman	11
4t. Jaylan Ford	7
4t. Isaac Yiadom	7

CONTINUED ON NEXT PAGE

KR MASON TIPTON

This second-year wideout, who never returned a kick until his rookie season in 2024, has assumed kickoff return duties with success for New Orleans, using his combination of straight-ahead speed and ability to find creases and work with blocks. Tipton [75 yards vs. Atlanta, 11/23 and 54 yards at Tampa Bay, Dec. 7] joined Tennessee’s Chimere Dike [71 yards against Denver, Sept. 7 and 65 yards against Arizona, Oct. 5] as only the second player in 2025 with two kickoff returns of at least 54 yards.

K CHARLIE SMYTH

Signed by New Orleans in the 2024 offseason as part of the NFL’s International Player Pathway program, this Newry, Ireland native spent his entire rookie campaign and the first 12 weeks of 2025 on the practice squad. The former Gaelic football player made his NFL debut on Nov. 30 at Miami and drilled a 56-yard field goal attempt. He also successfully executed an onside kick recovered by teammate Devaughn Vele, part of a play that has a 7.75% success rate since new league kickoff rules being instituted in 2018.



Smyth’s 56-yard field goal was tied for the second-longest field goal by an NFL player on their first career attempt.


LONGEST FIELD GOAL BY A PLAYER IN THEIR FIRST CAREER ATTEMPT

Player	Opponent	Date	Distance
1. Michael Koenen	vs. NE	10/9/05	58
2t. Charlie Smyth	at Mia.	11/30/25	56
2t. Bert Rechicar	vs. Chi.	9/27/53	56

QUARTERBACKS

TYLER SHOUGH

With their eyes on competition and development, the Saints selected Tyler Shough [pronounced Shuck] out of Louisville with the team’s selection in the second round [40th overall] of the 2025 NFL Draft. In seven seasons at Oregon [2018-20], Texas Tech [2021-23] and Louisville [2024], Shough played in 42 games and completed 599-of-951 passes [63.0 pct.] for 7,820 yards with 59 touchdowns, also carrying 246 times for 733 yards with 11 scores.



In seven games with five starts, Shough has completed 120-of-184 passes [65.2 pct.] for 1,212 yards with five touchdowns, five interceptions and an 81.6 passer rating, also carrying 28 times for 106 yards with an additional two-point conversion rush. Shough leads NFL rookies in completion percentage.

2025 NATIONAL FOOTBALL LEAGUE ROOKIE COMPLETION PERCENTAGE LEADERS

Rk. Rookie QB	Comp. Pct.
1. Tyler Shough	65.2
2. Jaxon Dart	63.6
3. Dillon Gabriel	59.5
4. Cam Ward	59.1

In his second career start at Carolina on Nov. 9, he completed 19-of-27 passes for Saints rookie-record 282 yards with two touchdowns, zero interceptions and a 128.9 passer rating. His first touchdown pass was a 62-yard laser to WR Chris Olave, which was the second-longest touchdown thrown by a Saints rookie quarterback, with Archie Manning throwing a 63-yarder to WR Danny Abramowicz on October 3, 1971 against the Houston Oilers.

PANTHERS VS. SAINTS

With the victory, Shough became the first Saints rookie signal-caller to win a start since Dave Wilson [at L.A. Rams, 11/8/81]. Overall he became the fourth Saints rookie to win a start, joining Wilson, Manning [1971] and Larry Cipa.

The last time a Saints quarterback had 2+ touchdown passes and zero interceptions in one of his first two career starts was Manning [9/26/71 @San Francisco].



SAINTS QBS with 2+ TOUCHDOWN PASSES AND 0 INTERCEPTIONS IN ONE OF FIRST TWO CAREER STARTS

Saint	Date, Opp.	Pass TD	Pass Yards
Tyler Shough	11/9/25 at Panthers	2	282
Archie Manning	9/26/71 at 49ers	2	155

RUN FOR IT

In Sunday’s win at Tampa Bay, Shough achieved several firsts in using both his arm and legs to help power New Orleans’ 24-20 win over the Buccaneers. Shough completed 13-of-20 passes [65.0 pct.] for 144 yards, with a career day on the ground in driving rain, carrying seven times for 55 yards with two touchdowns. Shough’s two scores were the first time a Saints rookie had two rushing TDs since Archie Manning [vs. Dallas on 10/17/71] and his 55 yards rushing are the most in franchise history by a rookie signal-caller. Shough executed the first fourth quarter game winning drive of his career, when with the score tied 17-17, he drove New Orleans down the field 53-yards on nine plays, ending with a 13-yard rushing TD. In addition to the rushing touchdown, Shough completed three of four passes for 36 yards on the game-winning drive.

MOST RUSHING TOUCHDOWNS IN A SINGLE GAME BY A SAINTS ROOKIE QB

Rookie QB	Opponent	Date	TDs
1t. Tyler Shough	at TB	12/7/25	2
1t. Archie Manning	vs. Dal.	10/17/71	2

TAYSOM HILL

Hill has brought unheralded versatility to the Saints offense and special teams. He’s played in 114 games with 51 starts at several positions. He has carried 472 times for 2,507 yards, the most by a Saint not to play running back full-time, with 34 touchdowns, ranked fifth in club records. In the passing game, he has caught 103 passes for 966 yards with 11 touchdowns, completed 194-of-307 passes for 2,388 yards with 11 touchdowns, returned 20 kicks for 489 yards, made one defensive tackle, a forced fumble, 16 special teams tackles and blocked one punt.

After suffering a season-ending knee injury in Week 13 of the 2024 season, Hill aggressively rehabbed to return to action in Week Four. On Oct. 12, vs. the New England Patriots, Hill scored his first rushing touchdown of the season on a one-yard run. He has rushed for 70 yards with one touchdown, caught four passes for 23 yards, completed one pass for 19 yards and had his first special teams top of the season on Sunday. Hill was voted by his teammates as the 2025 Ed Block Courage Award Saints team winner.



BY THE NUMBERS

1 - With 2,507 rushing yards, 2,388 passing yards and 966 receiving yards, Hill is the only NFL player in the Super Bowl era with 2,000 career passing yards, 2,500 career rushing yards and 900 career receiving yards.

2 - With his standout performance in the the Nov. 17, 2024 35-14 win over Cleveland, Hill picked up his second NFC Offensive Player of the Week honors. In the contest, he rushed seven times for a career-high 138 yards [career-high 19.7 avg.] with three TDs, tying a career-high. He also caught a team-high and career-high eight receptions for 50 yards and had one kickoff return for 42 yards.

3 - Hill has picked up three conference player of the Week awards, including an NFC Special Teams Player of the Week honor in 2018 at Tampa Bay, when he blocked a punt, joining RB/RS Reggie Bush as only the second Saint to capture conference player of the Week honors in two phases.

10 - With 11 career touchdown passes, 11 career receiving touchdowns and 34 career rushing touchdowns, Hill is the first player to have at least ten career passing touchdowns, ten career receiving touchdowns and ten career rushing touchdowns since Frank Gifford [Pro Football Hall of Fame Class of 1977].

25 - With 2,507 career rushing yards, Hill is ranked 25th all-time for a player not designated as a running back.

34 - Hill's 34 career rushing touchdowns are ranked fifth in club record books.

45 - Hill has 45 career touchdowns [rushing and receiving combined], ranked ninth in club record books.

113 - Hill has appeared in 113 career regular season games during his nine-year career, ranked 39th in club record books.

575 - Hill's 575 rushing yards in 2022, was the highest rushing yardage total by a Saint who whose primary position is not running back. In fact, Hill has the five biggest single-season non-running back rushing yardage totals.

6,350 - Hill has accounted a total of 6,350 total yards in his nine-year National Football League career [2,388 passing, 966receiving, 2,507 rushing and 489 kickoff returns].

RUNNING BACKS

ALVIN KAMARA



A talented runner and receiver who was selected by the Saints in the third round of the 2017 NFL Draft out of Tennessee, Alvin Kamara enjoyed an outstanding rookie campaign. He ranked first on the club and sixth in the NFL in yards from scrimmage [1,554], second on the team in rushing and receiving, carrying 120 times for 728 yards [6.1 avg] with eight TDs and a two-point conversion, catching 81 passes for 826 yards [10.2 avg] with five touchdowns and one kickoff return for a touchdown. Kamara set a club rookie record with 14 total scores, tied for second in the National Football League and finished first in the league in yards per carry. Kamara was the first Saints offensive rookie selected to the Pro Bowl since Rueben Mayes [1986], as an *Associated Press* second team All-Pro [flex], the club's first rookie All-Pro since 1993. He was also named *The Sporting News* NFL Rookie of the Year and *Associated Press* NFL Offensive Rookie of the Year.

In 126 career games with 95 starts, Kamara has carried 1,675 times for 7,250 yards [4.3 avg.] with 61 touchdowns and has caught 606 passes [ranked sixth all-time among running backs] for 4,948 yards [8.2 avg.] with 25 touchdowns. Kamara is the franchise's all-time leader in rushing yards, rushing touchdowns, total touchdowns [87], two-point conversions [7], total yards from scrimmage [12,198], all-purpose yardage [12,862] and first downs [601].

In 2025, Kamara leads the team in rushing with 471 yards with one touchdown and has caught 33 passes for 186 yards for 657 total yards from scrimmage.

PANTHERS VS. SAINTS

Since entering the NFL in 2017, Saints running back Kamara ranks third in the league in yards from scrimmage [12,198], only one of three to have 12,000 over that period. With 1,493 scrimmage yards in 2024, Kamara is the third player since 2000 with at least 1,100 scrimmage yards in each of his first eight seasons, joining Matt Forte and Pro Football Hall of Famer LaDainian Tomlinson.

SCRIMMAGE LEADER



Kamara’s career scrimmage yards total is the most by an NFL player with a single team over the nine-season period.

MOST SCRIMMAGE YARDS WITH A SINGLE TEAM SINCE 2017

Rk.	Player, Team	No.
1.	Alvin Kamara, New Orleans	12,198
2.	Derrick Henry, Tennessee [2017-23]	10,333
3.	Travis Kelce, Kansas City	10,037
4.	Mike Evans, Tampa Bay	9,256
5.	Ezekiel Elliott, Dallas [2017-22, 2024]	8,899

ALL-PURPOSE LEADER

The franchise’s all-purpose yardage [rushing, receiving, kickoff return and punt return yardage] leader, Kamara is the first Saint with 10,000 career all-purpose yards. With 12,862 all-purpose yards, he is ranked 84th all-time. With two yards, he will surpass Joey Galloway and move into 83rd, with 14, he will surpass Jimmy Smith and move into 82nd, with 21, he will surpass Ollie Matson and move into 81st, with 22, he will surpass Thomas Jones and move into 80th and with 36th, he will surpass Leon Washington and move into 79th.

SAINTS CAREER ALL-PURPOSE YARDAGE LEADERS

Rk.	Saints	No.
1.	Alvin Kamara	12,862
2.	Marques Colston	9,766
3.	Deuce McAllister	8,304

TOUCHDOWN LEADER

Through eight-and-a-half seasons since being drafted, Kamara is the club’s all-time leader in multiple touchdown performances.

NEW ORLEANS SAINTS CAREER MULTI-TOUCHDOWN GAMES

Rk. Saint	No.
1. Alvin Kamara, 2017-	23
2t. Marques Colston, 2006-15	15
2t. Deuce McAllister, 2001-09	15

In 2023, Kamara became the franchise’s all-time leader for touchdowns. In NFL record books, Kamara is tied for 54th all-time.



SAINTS CAREER TOTAL TOUCHDOWN LEADERS

Rk. Saint	No.
1. Alvin Kamara, 2017-	87
2. Marques Colston, 2006-15	72
3. Mark Ingram, 2011-18, 21-22	57

Kamara is the franchise’s all-time rushing touchdown leader. The 61 rushing touchdowns since coming into the league in 2017 are ranked sixth over that period, tied for 54th all-time.

SAINTS CAREER RUSHING TOUCHDOWN LEADERS

Rk. Saint	No.
1. Alvin Kamara, 2017-	61
2. Mark Ingram, 2011-18, 21-22	52
3. Deuce McAllister, 2001-09	49

RUSHING TOUCHDOWNS SINCE 2017

Rk. Player	No.
1. Derrick Henry	111
2. Josh Allen	77
3. Josh Jacobs	73
4. Jonathan Taylor	67
5. Jalen Hurts	63
6. Alvin Kamara	61
7t. James Connor	60
7t. Joe Mixon	60
7t. Christian McCaffrey	60

Kamara has two of the top four single-game touch-down totals in franchise history.

MOST TOUCHDOWNS IN A SINGLE GAME BY A SAINTS PLAYER

Player	Opponent	Date	TDs
1. Alvin Kamara	vs. Min.	12/25/20	6*
2t. Alvin Ka-mara	at Dal.	9/14/24	4
2t. Reggie Bush	vs. SF	12/3/06	4
2t. Joe Horn	vs. NYG	12/14/03	4

* Tied NFL Record

FIRST DOWN LEADER

Kamara’s 601 career first downs rank first in fran-chise history.

NEW ORLEANS SAINTS CAREER TOTAL FIRST DOWN LEADERS

Rk. Player	No.
1. Alvin Kamara, 2017-	601
2. Marques Colston, 2006-15	506
3. Mark Ingram II, 2011-18, 21-22	407

TWO-POINT LEADER

With a pair of two-point conversions on Nov. 12, 2023, at Minnesota, Kamara is now tied for first in NFL record books with Pro Football Hall of Fame RB and New Orleans native Marshall Faulk with seven total, needing one more to become the NFL’s all-time record holder. Kamara had three two-point conversions in 2023, the second time he did so in his nine-year career, tied for the NFL lead and one short of tying the league single-season mark.

ON THE RUN

Kamara rushed for 155 yards at Carolina on Nov. 3, 2024, which tied his career-high. Three of Kamara’s top four rushing performances have taken place away from the Caesars Superdome.

ALVIN KAMARA MOST RUSHING YARDS, SINGLE GAME

Date	Opp	Att	Yds	Avg
11/3/24	@ Car	29	155	5.3
12/25/20	vs. Min	22	155	7.1
1/9/22	@ Atl.	30	146	4.9
9/30/18	@NYG	19	134	7.1

On Nov. 10, 2024, vs. Atlanta, Kamara became the franchise’s all-time leading rusher. With 7,250 ca-reer rushing yards, Kamara is ranked 69th all-time.



ALL-TIME NEW ORLEANS SAINTS RUSHING YARDS LIST

Player	Att	Yds	Avg	TDs
1. Alvin Kamara	1,674	7,250	4.3	61
2. Mark Ingram	1,451	6,500	4.5	52
3. Deuce McAllister	1,429	6,096	4.3	49

RECEIVING LEADER

In 2024, Kamara’s 68 receptions were ranked second in the NFL among running backs, despite missing the last three games. Overall, Kamara’s 606 career receptions are ranked sixth all-time among NFL running backs and second in Saints record books overall, his 573 from 2017-24 first in the NFL through a running back’s first eight seasons. His 4,948 receiving yards are ranked 11th all-time by a running back, needing 46 yards on Sunday to move into tenth place.

MOST RECEPTIONS BY RUNNING BACK-NFL (2024)

Player	Rec.	Yds.	Avg.	TDs
1. De’Von Achane, Mia.	78	592	7.6	6
2. Alvin Kamara, NO	68	543	8.0	2

MOST RECEPTIONS BY A RB-NFL (ALL-TIME)

Player	Rec.	Yds.	Avg.	TDs
1. Larry Centers	827	6797	8.2	28
2. Marshall Faulk	767	6875	9.0	36
3. LaDainian Tomlinson	624	4772	7.6	17
4. Keith Byars	610	5661	9.3	31
5. Christian McCaffrey	609	5272	8.7	34
6. Alvin Kamara	606	4948	8.2	25

MOST RECEPTIONS BY AN RB IN FIRST EIGHT SEASONS

Player	Team	Rec.
1. Alvin Kamara (2017-2024)	New Orleans	573
2. Marshall Faulk (1994-2002)	Ind./StL	548

On Dec. 8, 2024 at the New York Giants, Kamara moved into second place in club record books in receiving.

SAINTS ALL-TIME RECEIVING LEADERS

Saint	Rec.	Yds.	Avg.	TDs
1. Marques Colston	711	9759	13.7	72
2. Alvin Kamara	606	4948	8.2	25

Since entering the league in 2017, Kamara’s 606 receptions rank first among running backs, his 4,948 receiving yards are second, while his 25 receiving touchdowns are third.

RB RECEPTIONS SINCE 2017

Player	Team	Receptions
1. Alvin Kamara	New Orleans	609
2. Christian McCaffrey	Car./SF	605

RB RECEIVING YARDS SINCE 2017

Player	Team	Receiving Yds
1. Christian McCaffrey	Car./SF	5,272
2. Alvin Kamara	NO	4,948

RB RECEIVING TOUCHDOWNS SINCE 2017

Player	Team	Receiving TDs
Christian McCaffrey	Car./SF	34
Austin Ekeler	LAC/Was.	30
Alvin Kamara	NO	25

Kamara ranks first in Saints club history among running backs in receptions, receiving yards and receiving touchdowns.

RB RECEPTIONS IN NEW ORLEANS SAINTS HISTORY

Player	Seasons	Receptions
Alvin Kamara	2017-	606
Pierre Thomas	2007-14	327
Reggie Bush	2006-10	294

RB RECEIVING YARDS IN SAINTS HISTORY

Player	Seasons	Receiving Yards
Alvin Kamara	2017-	4,948
Pierre Thomas	2007-14	2,608
Dalton Hilliard	1986-93	2,233

RB TOUCHDOWN RECEPTIONS IN SAINTS HISTORY

Player	Seasons	Receiving TDs
Alvin Kamara	2017-	25
Darren Sproles	2011-13	16
Dalton Hilliard	1986-93	14
Wayne Wilson	1979-86	14

DUAL THREAT

Kamara posted double-digit reception performances in the same season for the first time in his NFL career in 2023, with 13 grabs vs. Tampa Bay, Oct. 1 and 12 catches vs. Jacksonville, Oct. 29. His seven career games of ten or more catches is tied for second in NFL history among running backs.

MOST GAMES WITH 10-PLUS RECEPTIONS BY A RUNNING BACK IN NFL HISTORY

Rk. Player	No.
1. Christian McCaffrey	12
2t. Alvin Kamara	7
2t. Austin Ekeler	7
3t. LaDainian Tomlinson	6
3t. Larry Centers	6

The dual-threat weapon also has 12 career games with a rushing and receiving touchdown after having three rushing touchdowns and a career-long 57-yard receiving touchdown on Sept. 15, 2024 at Dallas, tied for third in National Football League history with Brian Westbrook and Lenny Moore. With his a performance of a receiving touchdown and a rushing touchdown in the same contest on Sunday at the Carolina Panthers, Kamara would move into sole possession of third place in NFL record books.

MOST GAMES WITH A RUSHING TOUCHDOWN AND RECEIVING TOUCHDOWN IN NFL HISTORY

Rk. Player	No.
1. Christian McCaffrey	17
2. Marshall Faulk	15
3t. Alvin Kamara	12
3t. Brian Westbrook	12
3t. Lenny Moore	12
6. Jim Brown	11
7. Austin Ekeler	10

VERSATILE THREAT

Kamara’s 55 regular season games of 100+ scrimmage yards since 2017 are ranked third in the NFL after reaching the century mark on November 14 at Carolina.

MOST 100+ TOTAL YARDS FROM SCRIMMAGE GAMES SINCE 2017

Rk. Player	No.
1. Christian McCaffrey	64
2. Derrick Henry	59
3. Alvin Kamara	55

DEVIN NEAL

The team’s sixth round draft pick out of Kansas, Neal put together an impressive college career that included three consecutive 1,000-yard seasons as he finished as the Jayhawks’ all-time leading roster. Neal played in 50 games for the Jayhawks, rushing 760 times for 4,343 yards [5.7 avg.] with 49 touchdowns and had 77 catches for 711 yards with four touchdowns. In addition to being the school’s all-time leading rusher, he also holds the KU school record for rushing touchdowns [49], scrimmage touchdowns [53] and 100+ yard rushing games [20].

Neal was selected by the Black and Gold on the strength of his final campaign in Lawrence, where he was an honorable mention All-Big 12 selection, rushing for 1,266 yards on 219 attempts [5.8 avg.] and 16 touchdowns, while catching 24 passes for 254 yards with one touchdown.

After competing for carries in the preseason, Neal has emerged as New Orleans’ top backup behind Kamara, appearing in nine games with two starts and rushing for 178 yards and catching 16 passes for 100 yards. In his second career start on Sunday at Tampa Bay, Neal rushed for 70 yards, with his first career touchdown in the fourth quarter and added to his total with a 14-yard reception on third down in the second half to keep a drive alive.

WIDE RECEIVERS

CHRIS OLAVE

The 11th overall pick in the 2022 NFL Draft out of Ohio State, this talented wideout made an immediate impact as a rookie, catching 72 passes for 1,042 yards (14.5 avg.) and four TDs, leading the team in receptions, receiving average and receiving yards, while earning September NFL Offensive Rookie of the Month honors as the 24th player since the 1970 AFL-NFL merger to record 1,000 receiving yards as a rookie. Olave became the third Saints rookie to reach 1,000 receiving yards and the first Saints rookie since WR Danny Abramowicz (1967) to lead the team in receiving, receiving yardage and yards per catch in his first campaign.

In 2023, Olave took the next step in his promising-career, leading the team in receiving and receiving yardage for the second consecutive season with 87 receptions for 1,123 yards and five TDs, tying for the team lead. He became the seventh Saint with 85 receptions in a season and the sixth with 1,100 receiving yards in a season.

In 2024, prior to being placed on Injured Reserve in Week Ten (concussion), he led the team’s wide-out corps in receiving with 32 grabs for a club-best 400 yards with one touchdown in eight games. Olave has rebounded to appear in every contest, while leading the team in receiving in 2025 with 76 receptions for 811 yards with five touchdowns, tying a career-high in scoring grabs. Olave is ranked eighth in the NFL in receiving, 14th in receiving yards and fourth in third down receptions (22) after having two key third down grabs in Sunday’s 24-20 win at Tampa Bay.

THIRD THROUGH 50

Olave’s 260 receptions through his first 50 games is ranked third among Saints. Overall his career totals in 51 games with 40 starts at 264 grabs for 3,346 yards and 15 touchdowns.

SAINTS RECEPTIONS LEADERS IN FIRST 50 GAMES

Rk. Player, Years	No.
1. Michael Thomas, 2016-19	346
2. Alvin Kamara, 2017-20	281
3. Chris Olave, 2022-25	260


RECEIVING LEADER



2025 NFL RECEIVING LEADERS

Rk. Player	Receptions
1t. Trey McBride, Arz.	93
1t. Puka Nacua, LAR	93
3. Ja’Marr Chase, Cin.	91
4. Jaxon Smith-Njigba, Sea.	89
5. Christian McCaffrey, SF	85
6. Amon-Ra St. Brown, Det.	81
7. Bruce Pickens, Dal.	78
8. Chris Olave, NO	76
9. Jake Ferguson, Dal.	75
10. Wan’Dale Robinson, NYG	73

THIRD DOWN DEPENDABILITY



WR Chris Olave has hauled in 22 passes on third down this season, the fourth-most third down catches in the NFL. Olave’s third down grab for a 12-yard gain on third and ten in New Orleans’ first drive of the fourth quarter, helped keep alive the go-ahead game-winning drive.

THIRD DOWN RECEPTIONS LEADERS
2025 NFL SEASON

Player	Rec.	Yds.	Avg.	TDs
1. Keenan Allen	27	299	11.1	1
2t. DeVonta Smith	23	373	16.2	0
2t. Courtland Sutton	23	361	15.7	2
4. Chris Olave	22	258	11.9	3
5t. Ja'Marr Chase, Cin.	21	270	12.9	2
5t. Wan'Dale Robinson	21	265	12.6	1
5t. Christian McCaffrey	21	235	11.1	2
8t. Bruce Pickens	20	322	16.1	1
8t. Puka Nacua	20	264	13.2	0

DEVAUGHN VELE

This second-year wideout was acquired by the Saints from the Denver Broncos near the conclusion of the preseason. A seventh round pick of Denver out of Utah in 2024, Vele appeared in 13 games with seven starts, recording 41 receptions for 475 yards with three touchdowns, tallying the most receiving yards, receptions and receiving touchdowns by a Broncos' seventh-round draft choice as a rookie. The Saints will look to utilize the San Diego native's 6-5, 210 frame in key spots. In 2025, he has made 20 catches for 224 yards with two touchdowns, 14 grabs in the last three contests.

BREAKOUT PERFORMANCE



Vele enjoyed a breakout performance on Nov. 30, at Miami, when he caught a career-high eight passes for 93 yards with one touchdown, also recovering an onside kick late in the fourth quarter. Vele caught all eight passes targeted to him.

TIGHT ENDS

JUWAN JOHNSON

The former Penn State and Oregon wideout joined the New Orleans Saints in 2020 following the NFL Draft and transitioned to tight end his second season in 2021. Overall, Johnson's 18 touchdown grabs since 2021 lead the team. In 2024, Johnson stepped up after missing most of training camp with a foot injury to play in all 17 games with five starts and make a career-high 50 receptions for a team-best/career-best 548 yards. With a career-high 58 receptions for a career-best 614 yards with three touchdowns in 2025, Johnson is ranked seventh among National Football League tight ends in receptions and in receiving yardage.



BIG TARGET

Johnson's 17 touchdown grabs since 2022 after converting to the tight end position from wide receiver are ranked seventh among tight ends.



2022-PRESENT NFL TE RECEIVING TD LEADERS

Rk. Player	No.
1. George Kittle, SF	30
2. Mark Andrews, Bal.	27
3. Travis Kelce, KC	25
4. Sam LaPorta, Det.	20
5t. Cole Kmet, Chi.	19
5t.David Njoku, Cle.	19
7. Juwan Johnson, NO	17
8. Zach Ertz, Ari.-Was.	16

FOSTER MOREAU

This veteran tight end and New Orleans native who was a standout at Jesuit High School and Louisiana State University signed with the Saints in the 2023 offseason. He finished his fifth National Football League season and first with the Black and Gold after spending his first four campaigns with the Oakland/Las Vegas Raiders, who originally select-ed him in the fourth round of the 2019 NFL Draft. In his career, Moreau has contributed both as a pass catcher and blocker, appearing in 102 regular sea-son games with 68 starts and has recorded 150 receptions for 1,767 yards (11.8 avg.) with 18 touch-downs, also adding seven special teams tackles. Moreau returned to action in Week Five after suf-fering a significant knee injury in the 2024 season finale. He has played in nine games with seven starts, posting six catches.

DEFENSIVE LINE

DE CAMERON JORDAN

New Orleans’ first choice in the 2011 NFL Draft [24th overall] out of the University of California, Jor-dan has played in 239 career regular season games with 238 starts, recording 841tackles (516 solo), a franchise record 128 sacks for a loss of 856 yards, three interceptions, 69 pass breakups, 16 forced fumbles and 12 fumble recoveries.



SACK SURGE

Jordan’s leadership and experience has served as a crucial component in a season that has faced ad-versity. Embracing a new structure on defense, he has opened every game and ranks among leaders on the line with 31 tackles [19 solo], a club-best 6.5 sacks for a loss of 50.5 yards, two pass breakups, one forced fumble and one fumble recovery. Ranked 11th in the NFC and tied for 23rd in the NFL in take-downs for the season, in his last four contests, Jor-dan has recorded four sacks, tied for eighth in the NFL over the period dating back to Nov. 9.

Nov. 9-PRESENT NFL SACK LEADERS

Player	Sacks
Myles Garrett, Cle.	10.0
Danielle Hunter, Hou.	7.0
Micah Parsons, GB	6.0
James Pearce Jr., Atl..	5.5
Josh Hines-Allen, Jax.	5.0
Will Anderson Jr., Hou.	4.5
Montz Sweat, Chi.	4.5
Cameron Jordan, NO	4.0
Five more players	4.0

JORDAN SACK NOTES

Cameron Jordan is ranked first on the club’s all-time sack list, tied for 17th in NFL record books, needing 0.5 sacks on Sunday against the Carolina Panthers to surpass Pro Football Hall of Fame LB and former Saints legend Rickey Jackson.



NEW ORLEANS SAINTS ALL-TIME SACK LEADERS
[Regular Season since 1982]

Rk. Player, Years	No.
1. Cameron Jordan, 2011-	128.0
2. Rickey Jackson, 1982-93	115.0
3. Wayne Martin, 1989-99	82.5
4. Pat Swilling, 1986-92	76.5
5. Will Smith, 2004-12	67.5

Jordan has 66.5 sacks against the NFC South.

JORDAN’S CAREER SACKS
[Most vs. a Single Team]

Rk. Team	No.
1. Atlanta Falcons	25
2. Tampa Bay Bucs	17
3. Carolina Panthers	14.5
4. Philadelphia Eagles	7.0
5. Arizona Cardinals	6.5
6. Chicago Bears	4.5

After recording only one sack as a rookie in 2011, Jordan immediately picked up his production with eight takedowns in 2012. His 127 takedowns since his second season [2012], leads the NFL over that span.

MOST SACKS IN THE NFL SINCE 2012

Rk. Player	No.
1. Cameron Jordan	127
2. Von Miller	124
3. Myles Garrett	122.5
4. T.J. Watt	115

Jordan’s 81.5 quarterback takedowns since 2017 rank sevent in the National Football League.

MOST SACKS IN THE NFL SINCE 2017

Rk. Player	No.
1. Myles Garrett	122.5
2. T.J. Watt	115
3. Danielle Hunter	92
4. Aaron Donald	83
5. Chris Jones	82.5
6. Khalil Mack	83
7. Cameron Jordan	81.5

Since Week Eight of the 2014 season, Jordan has established himself as one of the National Football League’s elite defenders. He’s ranked sixth in the NFL since October 26, 2014 with 105.5 quarterback takedowns.



MOST SACKS IN THE NFL SINCE OCTOBER 26, 2014

Rk. Player	No.
1. Myles Garrett	122.5
2. T.J. Watt	115
3. Khalil Mack	112
4. Danielle Hunter	110.5
5. Aaron Donald	109
6. Cameron Jordan	105.5

Jordan’s 128 career sacks are ranked second among active players

LEADING ACTIVE NFL PLAYERS IN SACKS

Rk. Player	No.
1. Von Miller	135.5
2. Cameron Jordan	128.0
3. Myles Garrett	122.5
4. Calais Campbell	116.0
5. T.J. Watt	115.0

MORE THAN ONE

JORDAN'S GAMES WITH 1.5 OR MORE SACKS

Date, Opp.	Tckls.	Solo	Asst.	Scks.	Yds.
11/5/12 vs. Phi.	6	3	3	3	21
9/22/13 vs. Ari.	7	3	4	2	14
11/21/13 @ Atl.	7	3	4	2.5	10.5
12/8/13 vs. Car.	5	3	2	2	19
10/26/14 vs. GB	4	3	1	2	15
12/28/14 @ TB	6	4	2	1.5	9
10/15/15 vs. Atl.	7	6	1	3	12
10/25/15 @ Ind.	3	2	1	2	12
10/15/17 vs. Det.	5	4	1	2	12
11/5/17 vs. TB	7	5	2	1.5	9
11/26/17 @ LAR	4	4	0	2	20
12/24/17 vs. Atl.	3	3	0	2	10
9/16/18 vs. Cle.	2	2	0	2	11
9/23/18 @ Atl.	5	4	1	2	8
11/22/18 vs. Atl.	3	3	0	2	9
11/29/18 @ Dal.	7	3	4	2	10
12/9/18 @ TB	4	4	0	2	21
10/13/19 @ JAX	4	3	1	2	12
10/20/19 @ Chi.	2	2	0	2	16
11/17/19 @ TB	3	1	2	1.5	12
11/28/19 @ Atl.	6	5	1	4	19
11/22/20 vs. Atl.	4	4	0	3	14
12/19/21 @ TB	3	1	2	1.5	12
12/27/21 vs. Mia.	6	4	2	2	9
1/2/22 vs. Car.	8	6	2	3.5	21.5
10/9/22 vs. Sea.	3	3	0	2	23
1/1/23 @ Phi.	5	5	0	3	16
12/15/24 vs. Was.	6	3	3	2	11
9/7/25 vs. Arz.	3	2	1	1.5	14.5
11/30/25 vs. Mia.	4	2	2	2.0	12.0

GAMES LEADER

Jordan has played in a club-best 239 career regular season games, ranked ninth all-time among defensive linemen in games played. Including both regular season and postseason games,

**SAINTS ALL-TIME GAMES PLAYED LIST
[REGULAR SEASON AND POSTSEASON COMBINED]**

Rk. Saint	Years	No.
1. Cameron Jordan	2011-	250
2. Drew Brees	2006-20	245

**SAINTS ALL-TIME GAMES PLAYED LIST
[REGULAR SEASON]**

Rk. Saint	Years	No.
1. Cameron Jordan	2011-	239
2. Drew Brees	2006-20	228
3. Morten Andersen	1982-94	196

**NFL DEFENSIVE LINEMEN ALL-TIME GAMES PLAYED
LIST
[REGULAR SEASON]**

Rk. Player	Years	No.
1. Jim Marshall	1960-79	282
2. Bruce Smith	1985-93	279
3. Calais Campbell	2008-	272
4. Julius Peppers	2002-18	266
5. Terrell Suggs	2003-19	244
6. Ron McDole	1961-78	240
7. Cameron Jordan	2011-	239
7t. Clyde Simmons	1986-2000	236
7t. Ted Washington	1991-2007	236

**MOST GAMES STARTED IN SAINTS HISTORY
[REGULAR SEASON]**

Rk. Saint	Years	No.
1. Cameron Jordan	2011-	238
2. Drew Brees	2006-20	228

VERSATILE DEFENDER

Jordan and Pittsburgh’s T.J. Watt are the only two NFL defenders to record at least 400 tackles, 75 sacks, 75 stops for loss and 130 quarterbacks hits since 2017. Since 2017, he has posted 446 stops, 81.5 sacks, 105 tackles for loss and 149 QB hits.

TACKLES FOR LOSS

Jordan’s 105 tackles for loss since 2017 are ranked sixth in the NFL over the period.

MOST TACKLES FOR LOSS IN THE NFL SINCE 2017

Rk. Player	No.
1. Myles Garrett	147
2. T.J. Watt	136
3. Maxx Crosby	130
4. Aaron Donald	119
5. Danielle Hunter	117
6. Cameron Jordan	105

IRON MAN

Until missing the Dec. 12, 2021 contest at the New York Jets on the Reserve/COVID-19 list, Jordan had enjoyed the longest active games played streak [172] among position players and the longest games started streak. Missing one contest in 2022 [eye], his first due to injury, Jordan played in at least 16 contests in each of his first 12 seasons. In 2024, he played in every game for the 12th time in his 14-year career, opening all 17 contests.

CONSECUTIVE REGULAR SEASON GAMES STARTED BY SAINTS PLAYERS

Rk. Saint	Dates	No.
1. Cameron Jordan	[1/2/12-12/2/21]	157
2. Wayne Martin	[9/19/91-1/2/99]	144
3. Jahri Evans	[9/10/06-9/15/13]	114

MOST CONSECUTIVE REGULAR SEASON GAMES PLAYED BY NEW ORLEANS SAINTS PLAYERS

Rk. Saint	Dates	No.
1. Cameron Jordan	[9/8/11-12/2/21]	172
2. Jim Dombrowski	[10/25/87-11/3/96]	148

MOST SACKED

Jordan is now one of only 15 National Football League players to have at least 15 sacks against two opponents, 17 against the Tampa Bay Buccaneers and 25 against the Atlanta Falcons, both NFC South divisional rivals. Jordan’s 23 takedowns of former Atlanta QB Matt Ryan are the most sacks a player has had against an individual quarterback in NFL history. Currently with 14.5 sacks against Carolina, with a split sack on Sunday, Jordan would join Pro Football Hall of Fame players Jared Allen [3], Bruce Smith [4], Michael Strahan [3], Lawrence Taylor [4], Derrick Thomas [3] and Reggie White [4], as the seventh player with at least 15 sacks against three different teams.

Jordan has sacked 50 different players in the regular season after dropping Panthers signal-caller Bryce Young on November 9.



PRO BOWL LEADER

With eight Pro Bowl appearances as a Saint since joining the club in 2011, no Saints defensive player has been selected to the league’s all-star game more than Jordan in franchise history and only trails QB Drew Brees in all-time selections.

SAINTS ALL-TIME PRO BOWL SELECTIONS

Rk. Saint	Pro Bowl Selections
1. Drew Brees	12
2. Cameron Jordan	8

YEAR BY YEAR

In addition to being the franchise’s all-time sack leader, Jordan has led the Saints in takedowns a franchise-best nine times [2012-13, 2015-19 and 2021-22]. In 2025, Jordan, leading the team with 6.5, will try to lead the club for the tenth time.

MOST SEASONS LEADING SAINTS IN SACKS

Rk. Saint	Seasons	Sacks
1. Cameron Jordan	9	128
2t. Rickey Jackson	5	115
2t. Pat Swilling	5	76.5

DT BRYAN BRESEE

The team’s first round selection in 2023 out of Clemson after being a three-time All-ACC selection, the Maryland native played in 26 games with 21 starts for the Tigers, producing 54 tackles [35 solo], 15 stops for loss, nine sacks, a forced fumble, an interception and five passes defensed.

Bresee immediately found a role in New Orleans’ interior rotation and appeared in all 17 games, recording 24 tackles, 4.5 sacks and six pass breakups. His sack total was the highest by a Saints rookie defensive tackle since becoming an official statistic [1982] and his pass defense total was the most in club records for a rookie at the position since the statistic was first recorded [1980]. He was also tied for second in the league among defensive tackles.



Bresee enjoyed a breakout sophomore campaign, playing in all 17 games and tied for fourth in the NFL among defensive tackles with a career-high and team-leading 7.5 sacks. The 7.5 takedowns are the ninth-highest total in a single-season for a Saints defensive tackle and tied for fourth in the league at the position.

2024 SACK LEADERS AMONG DEFENSIVE TACKLES

Rk. Defensive Tackle	Team	No.
1. Zach Sieler	Mia.	10
2. Dexter Lawrence	NYG	9
3. Cameron Heyward	Pit.	8
4t. Bryan Bresee	NO	7.5
4t. Calijah Kancey	TB	7.5

In the Oct. 5 win over the Giants, DB Jordan Howden picked up a fumble forced by Bresee and returned it 86 yards for a touchdown. In 2025, Bresee has 33 tackles [13 solo], 2.5 sacks, four passes defensed, one forced fumble and one blocked field goal, playing under a new defensive structure under coordinator Brandon Staley.

DT DAVON GODCHAUX

Davon Godchaux [pronounced duh-VAHN GOD-chaw] returned to his home state to play for New Orleans in his ninth NFL campaign after being acquired from New England. Originally a fifth round draft pick [178th overall] of the Miami Dolphins out of LSU in 2017, Godchaux has started 121-of-133 regular season games for the Dolphins [2017-20], Patriots [2021-24] and Saints [2025-], recording 468 tackles [218 solo], 5.5 sacks, 20 stops for loss, three pass breakups, three forced fumbles and one fumble recovery, as well as a solo stop in the 2021 Wild Card Playoff for New England. Godchaux is one of only four defensive tackles to have at least 55 total tackles in each of the past four seasons [2021-2024], along with DeForest Buckner [Indianapolis] and Zach Sieler and Christian Wilkins [Miami].

In 2024, he started all 17 games and posted 67 tackles [24 solo], one pass defensed and one stop for loss. In 2025, he’s opened every contest and recorded 35 tackles [12 solo] and one forced fumble.

DE CARL GRANDERSON

Signed by New Orleans as an undrafted free agent out of Wyoming in 2019, Granderson posted 17.5 sacks in college and possesses the prototypical frame for an NFL pass rusher. Granderson has become a significant cog in the team’s defensive line rotation with 283 tackles [168 solo], 33 sacks, eight pass breakups, four forced fumbles and two recoveries in 101 games.

PANTHERS VS. SAINTS

Earning the starting right defensive end position in 2023, Granderson posted a career-high 78 tackles [44 solo], led the team with a career-best 8.5 sacks for a 55-yard loss, one pass defense, one forced fumble and one fumble recovery. Starting all 17 games in 2024, Granderson had 61 tackles, 5.5 sacks, tied for second on the team with Chase Young, a career-high four passes defended, one forced fumble and a blocked extra point. Through the first 13 games of the 2025 season, he is third on the team with 4.5 sacks.

2025 NEW ORLEANS SAINTS SACK LEADERS

Rk. Saint	No.
1. Cameron Jordan	6.5
2. Chase Young	5.0
3. Carl Granderson	4.5
4. Bryan Bresee	2.5

DE CHASE YOUNG

Originally selected by Washington with the second overall pick in the 2020 NFL Draft out of Ohio State, this talented edge rusher enters his sixth season and second in New Orleans. In six campaigns for Washington [2020-23], San Francisco [2023] and New Orleans [2024], he’s has appeared in 68 games with 40 starts and recorded 151 tackles [99 solo], 27 sacks, 33 stops for loss, 15 pass breakups, eight forced fumbles and four recoveries. The consensus NFL Defensive Rookie of the Year, Young recorded 7.5 sacks and made multiple splash plays with four forced fumbles and three fumble recoveries in 2020. In 2023, he played in seven games for Washington and nine for San Francisco following a midseason trade and tied his career-best with 7.5 takedowns in helping the 49ers advance to Super Bowl LVIII.

In 2025 after missing the first five games with a calf injury, Young has started/played in the last eight contests, posting 20 tackles [11 solo], five sacks to rank second on the team, five stops for loss, three passes defended, one forced fumble and one fumble recovery.

Young had at least one split-sack, a total of three, in three straight contestss for the first time in his career, including a takedown of Rams QB Matthew Stafford at Los Angeles on Nov. 2.

In New Orleans’ Week 12 matchup against Atlanta, Young dropped Falcons signal-caller Kirk Cousins for his fourth sack in six games.



On Nov. 30 at Miami, Young recorded his fifth sack of the season to move into second on the club tally.

DE CHRIS RUMPH II

Signed as a free agent in the offseason, Rumph is well-versed in defensive coordinator Brandon Staley’s system. In his career, he’s played in 50 games and made 57 tackles [34 solo], four sacks, two passes defended, one forced fumble, one fumble recovery and 21 special teams tackles, posting a career-best 11 coverage stops in 2025.

DT NATHAN SHEPHERD

Originally selected by the New York Jets in the third round of the 2018 NFL Draft out of Fort Hays State, this versatile defensive tackle enters his eighth NFL season, his third campaign with the Saints. The Ajax, Ontario, Canada native has appeared in 119 career games with 49 starts, totaling 237 tackles [120 solo] and 12.5 sacks for a loss of 107.5 yards. In 2025, he has started in seven-of-13 appearances and has 39 stops [18 solo] with two sacks and a blocked field goal..

LINEBACKERS

DEMARIO DAVIS

This dependable and sure-tackling defender joined the Saints in 2018 after spending his first six National Football League seasons with the New York Jets and Cleveland Browns. In his career, the Brandon, Miss. native has appeared in 223 regular season games with 209 starts for the Jets [2012-15, 2017], Browns [2016] and the Saints [2018-], recording 1,589 stops [985 solo], 44.5 sacks, four interceptions, 64 pass breakups, six forced fumbles and nine fumble recoveries.

THE CENTURION



Through 13 games, Davis is the team leader with 118 tackles [56 solo], including five stops for loss, two pass breakups, a team-leading two forced fumbles and one fumble recovery. Davis is ranked seventh in the NFL in total tackles [press box statistics]

2025 NEW ORLEANS SAINTS TACKLE LEADERS	
Rk. Saint	No.
1. Demario Davis	118
2. Pete Werner	69
3. Jonas Sanker	62
4t. Justin Reid	60
4t. Alontae Taylor	60
6. Kool-Aid McKinstry	58

2025 NFL TACKLE LEADERS [PRESS BOX STATISTICS]	
Rk. Player	No.
1. Jordyn Brooks, Mia.	142
2. Devin White, LV	133
3. Bobby Wagner, Was.	131
4. Cedric Gray, Ten.	124
5. Jack Campbell, Det.	122
6. Jameien Sherwood, NYJ	121
7. Demario Davis, NO	118
8. Nick Bolton, KC	112
9. Carson Schwesinger, Cle.	111
10. Bobby Okereke, NYG	110

After leading the team with 118 tackles through 13 games, Davis has his ninth consecutive reaching the century mark in stops, all eight during his Saints tenure.

MOST CONSECUTIVE SEASONS WITH 100 TACKLES
IN NFL HISTORY [Unofficial]

Player	Team	Con. Seasons
London Fletcher	Stl/Buf./Was.	14
Bobby Wagner	Sea./LAR/Was.	14
Keith Brooking	Atl./Dal.	9
Eric Kendricks	Min./Dal.	9
Demario Davis	NYJ/Cle./NO	9
Luke Kuechly	Car.	8
Derrick Brooks	TB	8
Donnie Edwards	KC/SD	8

1,500 CLUB

Davis has joined LBs Bobby Wagner and Lavonte David as only the third active NFL player with 1,500 career tackles [1,589], needing 11 stops on Sunday vs. Carolina to reach 1,600.

ACTIVE NFL TACKLE LEADERS	
Rk. Player	No.
1. Bobby Wagner, 2012-	1,958
2. Lavonte David, 2012-	1,684
3. Demario Davis, 2012-	1,589

ALL-TIME TACKLER

Davis ranks eighth-all-time in tackles in NFL history.
Total Tackles, NFL History [Unofficial]

Team reflects players last or current team	
Rk. Player	No.
1. Ray Lewis, Bal.	2,061
2. London Fletcher, Was.	2,040
3. Bobby Wagner, Was.	1,958
4. Junior Seau, NE	1,763
5. Zach Thomas, Dal.	1,733
6. Derrick Brooks, TB	1,714
7. Lavonte David, TB	1,684
8. Demario Davis, NO	1,589

PETE WERNER

New Orleans selected this three-year starter from Ohio State in the second round of the 2021 NFL Draft. The Indianapolis native finished his college career playing in 47 career games with 35 starts, recording 185 tackles [111 solo], 16 stops for loss, four sacks, 11 pass breakups, four forced fumbles and two fumble recoveries. Werner helped power the Buckeyes to the College Football Playoff championship game as a senior in 2020, when he was voted by the Big Ten coaches as a first-team All-Conference selection and a Butkus Award semi-finalist, posting 54 tackles, 2.5 stops for loss, one sack and two forced fumbles.

In five seasons, Werner has played in 69 games with 61 starts and has recorded 392 tackles [246 solo], 2.5 sacks, one interception, ten pass breakups, two forced fumbles, four fumble recoveries and four special teams stops.

In 13 games started/played in 2024, Werner posted 92 tackles [54 solo] and one pass defense. In the 2025 season opener vs. Arizona, making his season debut in the team’s new alignment, Werner tied for the team lead with nine tackles, including one sack. In 13 games/starts in 2025, he has 69 stops [41 solo], two sacks, a career-high five pass breakups and two fumble recoveries to tie for the NFL lead.

SECONDARY

S JUSTIN REID

This versatile, hard-hitting, playmaking safety and South Louisiana native returned to his home state after signing with the Black and Gold during the 2025 offseason as an unrestricted free agent. Reid was originally selected by the Houston Texans in the third round [68th overall] in the 2018 NFL Draft out of Stanford. In seven NFL seasons, the former Dutchtown High School standout has played in 118 career regular season games with 114 starts for the Texans [2018-21], Kansas City Chiefs [2022-24] and Saints [2025-], recording 626 tackles [446 solo], 24 stops for a loss, 6.5 sacks, 11 interceptions, with two returned for touchdowns, 50 pass breakups, three forced fumbles, three fumble recoveries, 15 special teams stops and one blocked kick.

Reid has started all 12 games, he’s played in and has 60 tackles, a split sack, a 49-yard interception return for a touchdown and four pass breakups.

CB ALONTAE TAYLOR

Selected by the Saints in the second round [49th overall] of the 2022 NFL Draft out of Tennessee, Taylor shook off early injuries to play in 13 games with nine starts and posted 45 tackles [38 solo] and a club-best 11 pass breakups, ranked fourth among NFL rookies.

Moving to the nickel position in 2023, possessing extensive experience on the inside and the outside, Taylor appeared in all 17 games with 13 starts and recorded 75 tackles, his first two career interceptions and a career-high 14 pass breakups, tied for second on the team and ninth in the NFL.

In 2024, Taylor played in all 17 games with 15 starts and ranked third on the team with a career-high 89 tackles [61 solo], was tied for fourth with four sacks and has added a club-best 16 passes defended and two forced fumbles to tie for the team best. His four sacks were tied for the most by a Saints cornerback with Alex Molden. His pass defense total was ranked fifth in the National Football League.

GET A HAND ON

Taylor’s 16 pass breakups in 2024 were tied for third in the NFC and fifth in the NFL. His 48 since coming into the league in 2022 are tied for fifth.

PASSES DEFENSED IN THE NFL IN 2024
[Press Box Stats]

Rk. Defender	PD
1. Denzel Ward	19
2. Derek Stingley Jr.	18
3t. Mike Jackson	17
3t. Zyon McCollum	17
5t. Alontae Taylor	16
5t. Brian Branch	16
5t. Jack Jones	16
5t. Cam Taylor-Britt	16

PASSES DEFENSED IN THE NFL SINCE 2022
[Press Box Stats]

Rk. Defender	PD
1. Denzel Ward	53
2. Riq Woolen	52
3. Darius Williams	50
4. Sauce Gardner	49
5t. Alontae Taylor	48
5t. Derek Stingley Jr.	48
5t. Charvarius Ward Sr.	58

DB DROP

In the Sept. 8, 2024 season-opening win over Carolina, Taylor became the first Saints defensive back to record three sacks in a contest since the statistic was officially recognized by the NFL in 1982. The only other defensive back to record three sacks on kickoff weekend is former Chargers S Rodney Harrison [vs. Buffalo, 9/6/98]. After splitting a sack on October 27 at the Los Angeles Chargers, Taylor’s four sacks are tied for the highest total by a cornerback in Saints record books with Alex Molden’s four in 1997, while the total ranked third among defensive backs and led all cornerbacks. Taylor’s six career takedowns are tied with Molden for the most by a Saints cornerback all-time.

2024 NFL SACK LEADERS AMONG DBS

Rk. DB	Sacks
1. Derwin James Jr., LAC	5.5
2. Donovan Wilson, Dal.	4.5
3. Alontae Taylor, NO	4
4t. Keisean Nixon, GB	3
4t. Jason Pinnoch, NYG	3

In 13 games with 12 starts in 2025, Taylor has recorded 60 tackles (41 solo), including five for loss one sack, two interceptions to tie a career-high and seven pass breakups for a Saints pass defense ranked sixth in the NFL.



NEW ORLEANS SAINTS ALPHABETICAL ROSTER (as of 12/9/25)

No.	Name	Pos.	Ht.	Wt.	Born	Exp.	College	H.S. Hometown
0	Amadi, Ugo	DB	5-9	201	5/16/97	7	Oregon	Nashville, Tenn.
71	Banks Jr., Kelvin	T	6-5	315	3/10/04	R	Texas	Humble, Texas
97	Boyd, Khristian	DT	6-2	320	2/23/00	2	Northern Iowa	Blue Springs, Mo.
90	Bresee, Bryan	DT	6-5	305	10/6/01	3	Clemson	Damascus, Md.
98	Bullard, Jonathan	DE	6-3	290	10/22/93	10	Florida	Shelby, N.C.
26	Burgess, Terrell	S	5-11	202	11/12/98	5	Utah	San Marcos, Calif.
56	Davis, Demario	LB	6-2	248	1/11/89	14	Arkansas State	Brandon, Miss.
43	Davis, Michael	CB	6-2	196	1/6/95	9	BYU	Glendale, Calif.
30	Estime, Audric	RB	5-11	227	9/6/03	2	Notre Dame	Nyack, N.Y.
53	Ford, Jaylan	LB	6-2	240	11/28/01	2	Texas	Frisco, Texas
79	Fortner, Luke	OL	6-4	307	5/15/98	4	Kentucky	Sylvania, Ohio
75	Fuaga, Taliese	T	6-6	324	4/5/02	2	Oregon State	Tacoma, Wash.
92	Godchaux, Davon	DT	6-3	330	11/11/94	9	LSU	Plaquemine, La.
96	Granderson, Carl	DE	6-5	261	12/18/96	7	Wyoming	Sacramento, Calif.
7	Hill, Taysom	QB	6-2	221	8/23/90	9	BYU	Pocatello, Idaho
31	Howden, Jordan	DB	6-0	209	5/14/00	3	Minnesota	San Diego, Calif.
34	Hull, Evan	RB	5-10	209	10/26/00	2	Northwestern	Maple Grove, Minn.
83	Johnson, Juwan	TE	6-4	231	9/13/96	6	Oregon	Glassboro, N.J.
94	Jordan, Cameron	DE	6-4	287	7/10/89	15	California	Chandler, Ariz.
41	Kamara, Alvin	RB	5-10	215	7/25/95	9	Tennessee	Atlanta, Ga.
32	Kroeger, Kai	P	6-3	213	6/11/02	R	South Carolina	Lake Forest Ill.
4	McKinstry, Kool-Aid	CB	5-11	199	9/30/02	2	Alabama	Pinson, Ala.
84	Mitchell-Paden, Zaire	TE	6-5	257	8/20/99	1	Florida Atlantic	Rockville, Md.
87	Moreau, Foster	TE	6-4	250	5/6/97	7	LSU	New Orleans, La.
24	Neal, Devin	RB	5-11	213	8/12/03	R	Kansas	Lawrence, Kan.
12	Olave, Chris	WR	6-0	187	6/27/00	4	Ohio State	San Marcos, Calif.
11	Pettis, Dante	WR	6-1	195	10/23/95	7	Washington	San Juan Capistrano, Calif.
77	Radunz, Dillon	OL	6-6	301	3/28/98	5	North Dakota State	Becker, Minn.
2	Rattler, Spencer	QB	6-0	211	9/28/00	2	South Carolina	Phoenix, Ariz.
21	Reid, Justin	S	6-1	207	2/15/97	8	Stanford	Prairieville, La.
72	Richards, Asim	OL	6-4	307	10/2/00	3	North Carolina	Haverford, Pa.
95	Ridgeway III, John	DT	6-5	321	5/7/99	4	Arkansas	Bloomington, Ill.
29	Riley, Quincy	CB	5-11	195	5/26/01	R	Louisville	Columbia, S.C.
51	Ruiz, Cesar	C/G	6-4	316	6/14/99	6	Michigan	Camden, N.J.
58	Rumph II, Chris	DE	6-2	244	10/19/98	5	Duke	Gainesville, Fla.
33	Sanker, Jonas	S	6-1	211	11/23/02	R	Virginia	Charlottesville, Va.
93	Shepherd, Nathan	DT	6-4	315	10/9/93	8	Fort Hays State	Ajax, Ontario, Canada
66	Sherman, William	G	6-4	300	5/27/99	1	Colorado	Raleigh, N.C.
6	Shough, Tyler	QB	6-5	219	9/28/99	R	Louisville	Chandler, Ariz.
68	Simpkins III, Torricelli	G	6-5	312	6/6/02	R	South Carolina	Charlotte, N.C.
44	Stalbird, Isaiah	LB	6-1	215	7/18/00	1	South Dakota State	Kearney, Neb.
88	Stoll, Jack	TE	6-4	247	1/28/98	5	Nebraska	Aurora, Colo.
28	Stutsman, Danny	LB	6-3	233	3/10/03	R	Oklahoma	Winter Garden, Fla.
1	Taylor, Alontae	CB	6-1	199	12/3/98	4	Tennessee	Manchester, Tenn.
15	Tipton, Mason	WR	5-11	187	9/27/00	2	Yale	Akron, Ohio
74	Truss, Xavier	T/G	6-7	320	7/13/01	R	Georgia	West Warwick, R.I.
14	Vele, Devaughn	WR	6-5	210	12/12/97	2	Utah	San Diego, Calif.
20	Werner, Pete	LB	6-3	242	6/5/98	5	Ohio State	Indianapolis, Ind.
54	Williams, Jonah	DE	6-5	275	8/17/95	5	Weber State	Meridian, Idaho
49	Wood, Zach	LS	6-3	255	1/10/93	9	Southern Methodist	Rowlett, Texas
25	Wright, Rejzohn	CB	6-2	193	9/4/00	2	Oregon State	Union City, Calif.
27	Yiadom, Isaac	CB	6-1	188	2/20/96	8	Boston College	Worcester, Mass.
99	Young, Chase	DE	6-5	265	4/14/99	6	Ohio State	Hyattsville, Md.

Players on Active Roster: (53)
Practice Squad: (17)

81	Austin Jr., Kevin	WR	6-2	200	3/30/00	2	Notre Dame	Fort Lauderdale, Fla.
37	Beaunum, Dalys	CB	6-1	200	10/12/02	R	South Dakota State	Omaha, Neb.
85	Bell, Ronnie	WR	6-0	192	1/28/00	3	Michigan	Kansas City, Mo.
22	Bishop, Beanie	CB	5-10	184	12/17/99	2	West Virginia	Louisville, Ky.
35	Davison, Elliott	S	6-0	190	12/19/01	R	UTSA	Tyler, Texas
40	Diggs, Fadil	DE	6-4	257	10/15/00	R	Syracuse	East Camden, N.J.
3	Haener, Jake	QB	6-1	200	3/10/99	3	Fresno State	Danville, Calif.
59	Izzard, Coziah	DT	6-3	305	11/6/01	R	Penn State	Hyattsville, Md.
73	Kilty, Easton	T	6-6	307	5/1/02	R	Kansas State	Stratford, Wisc.
80	Mataiao, Moliki	TE	6-6	263	3/17/03	R	UCLA	Henderson, Nev.
38	Price, Jayden	CB	5-11	185	4/5/00	1	North Dakota State	Derby, Kansas
45	Sewell, Nephi	LB	6-0	228	12/19/98	3	Utah	St. George, Utah
39	Smyth, Charlie	K	6-4	210	6/26/01	1	International Pathway Program	Newry, Ireland
89	Toure, Samori	WR	6-1	196	3/24/98	3	Nebraska	Portland, Ore.
82	Welch, Treyton	TE	6-4	240	1/10/01	1	Wyoming	Buffalo, Minn.
69	Wesley, Barry	T	6-7	310	7/14/99	1	Colorado State	Lakewood, Colo.
36	York, Cade	K	6-1	206	1/27/01	3	LSU	Prosper, Texas

Reserve/Injured: (11)

23	Blackmon, Julian	S	6-0	202	8/24/98	6	Utah	Layton, Utah
91	Broughton, Vernon	DT	6-5	311	7/15/01	R	Texas	Cypress, Texas
76	Clapp, Will	C/G	6-5	314	12/10/95	7	LSU	New Orleans, La.
78	McCoy, Erik	C/G	6-4	303	8/27/97	7	Texas A&M	Lufkin, Texas
16	Means, Bub	WR	6-2	215	1/10/01	2	Pittsburgh	Lovejoy, Ga.
5	Miller, Kendre	RB	6-0	220	6/11/02	3	TCU	Mount Enterprise, Texas
85	Pline, Mason	TE	6-7	260	2/5/00	1	Furman	Fowler, Mich.
17	Palmer, Trey	WR	6-1	190	4/2/01	3	Nebraska	Kentwood, La.
13	Polk, Ja'Lynn	WR	6-1	203	4/11/01	2	Washington	Lufkin, Texas
64	Saldiveri, Nick	OL	6-6	316	8/14/00	3	Old Dominion	Monroe, N.C.
67	Young, Landon	T	6-7	321	8/21/97	5	Kentucky	Lexington, Ky.

** = Designated to return

Practice Squad Injured: (1)

18	Dekkers, Hunter	QB	6-3	215	7/4/01	R	Iowa Western	Hawarden, Iowa
----	-----------------	----	-----	-----	--------	---	--------------	----------------

HEAD COACH: KELLEN MOORE. Assistants: **Robert Blanton** (Assistant Defensive Backs), **Grady Brown** (Cornerbacks), **Charles Byrd** (Strength & Conditioning), **Bo Davis** (Defensive Line), **Jahri Evans** (Assistant Offensive Line), **Phil Galiano** (Special Teams Coordinator), **Peter Giunta** (Senior Defensive Assistant), **Adam Gristick** (Assistant Linebackers), **Chase Haslett** (Tight Ends), **Tobijah Hughley** (Offensive Assistant), **Riley Ireland** (Strength & Conditioning), **Terry Joseph** (Defensive Pass Game Coordinator), **Luke Lancaster** (Strength & Conditioning), **Scott Linehan** (Senior Offensive Assistant), **Mike Martinez** (Assistant to the Head Coach), **Brendan Nugent** (Offensive Line), **Doug Nussmeier** (Offensive Coordinator), **T.J. Paganetti** (Run Game Coordinator), **Ted Rath** (Director of Sports Performance), **Jay Rodgers** (Edges), **Peter Sirmon** (Linebackers), **Brandon Staley** (Defensive Coordinator), **Joel Thomas** (Associate Head Coach/Running Backs), **Scott Tolzien** (Quarterbacks), **Kyle Valero** (Assistant Wide Receivers), **Kyle Wilber** (Assistant Special Teams), **Keith Williams** (Wide Receivers), **Brian Young** (Assistant Defensive Line).

NEW ORLEANS SAINTS NUMERICAL ROSTER (as of 12/9/25)

No.	Name	Pos.	Ht.	Wt.	Age	Exp.	College	H.S. Hometown	How Acquired	GP	GS	DNP	IA
0	Ugo Amadi	DB	5-9	201	28	7	Oregon	Nashville, Tenn.	FA-23	6	0	0	7
1	Alontae Taylor	CB	6-1	199	27	4	Tennessee	Manchester, Tenn.	D2-22	13	12	0	0
2	Spencer Rattler	QB	6-0	211	25	2	South Carolina	Phoenix, Ariz.	D5a-24	8	8	5	0
4	Kool-Aid McKinstry	CB	5-11	199	23	2	Alabama	Pinson, Ala.	D2-24	13	13	0	0
6	Tyler Shough	QB	6-5	219	26	R	Louisville	Chandler, Ariz.	D2-25	7	5	6	0
7	Taysom Hill	QB	6-2	221	35	9	BYU	Pocatello, Idaho	WAI-17 (GB)	9	2	0	0
11	Dante Pettis	WR	6-1	195	30	7	Washington	San Juan Capistrano, Calif.	FA-24	4	0	0	0
12	Chris Olave	WR	6-0	187	25	4	Ohio State	San Marcos, Calif.	D1a-22	13	13	0	0
14	Devaughn Vele	WR	6-5	210	28	2	Utah	San Diego, Calif.	TR-25 (DEN)	12	5	0	1
15	Mason Tipton	WR	5-11	187	25	2	Yale	Akron, Ohio	FA-24	12	2	1	0
20	Pete Werner	LB	6-3	242	27	5	Ohio State	Indianapolis, Ind.	D2-21	13	13	0	0
21	Justin Reid	S	6-1	207	28	8	Stanford	Prairieville, La.	UFA-25 (KC)	13	13	0	0
24	Devin Neal	RB	5-11	213	22	R	Kansas	Lawrence, Kan.	D6-25	9	2	1	3
25	Rejzohn Wright	CB	6-2	193	25	2	Oregon State	Union City, Calif.	FA-24	3	0	0	10
26	Terrell Burgess	S	5-11	202	27	5	Utah	San Marcos, Calif.	FA-25	12	1	0	0
27	Isaac Yiadom	CB	6-1	188	29	8	Boston College	Worcester, Mass.	UFA-25 (SF)	10	1	0	3
28	Danny Stutsman	LB	6-3	233	22	R	Oklahoma	Winter Garden, Fla.	D4a-25	13	0	0	0
29	Quincy Riley	CB	5-11	195	24	R	Louisville	Columbia, S.C.	D4b-25	13	3	0	0
30	Audric Estime	RB	5-11	227	22	2	Notre Dame	Nyack, N.Y.	FA-25	3	0	0	1
31	Jordan Howden	DB	6-0	209	25	3	Minnesota	San Diego, Calif.	D5-23	12	1	0	1
32	Kai Kroeger	P	6-3	213	23	R	South Carolina	Lake Forest, Ill.	FA-25	13	0	0	0
33	Jonas Sanker	S	6-1	211	23	R	Virginia	Charlottesville, Va.	D3b-25	13	12	0	0
34	Evan Hull	RB	5-10	209	25	2	Northwestern	Maple Grove, Minn.	FA-25	2	0	0	0
41	Alvin Kamara	RB	5-10	215	30	9	Tennessee	Atlanta, Ga.	D3a-17	11	11	0	2
43	Michael Davis	CB	6-2	196	30	9	BYU	Glendale, Calif.	FA-25	8	0	0	0
44	Isaiah Stalbird	LB	6-1	215	25	1	South Dakota State	Kearney, Neb.	FA-24	13	0	0	0
49	Zach Wood	LS	6-3	255	32	9	Southern Methodist	Rowlett, Texas	FA-17	13	0	0	0
51	Cesar Ruiz	C/G	6-4	316	26	6	Michigan	Camden, N.J.	D1-20	12	12	0	1
53	Jaylan Ford	LB	6-2	240	24	2	Texas	Frisco, Texas	D5c-24	13	0	0	0
54	Jonah Williams	DE	6-5	275	30	5	Weber State	Meridian, Idaho	UFA-25 (DET)	11	0	0	2
56	Demario Davis	LB	6-2	248	36	14	Arkansas State	Brandon, Miss.	UFA-18 (NYJ)	13	13	0	0
58	Chris Rumph II	DE	6-2	244	27	5	Duke	Gainesville, Fla.	FA-25	13	0	0	0
66	William Sherman	G	6-4	257	26	1	Colorado	Raleigh, N.C.	FA-25	3	0	0	0
68	Torricelli Simpkins III	G	6-5	312	23	R	South Carolina	Charlotte, N.C.	FA-25	11	2	0	2
71	Kelvin Banks Jr.	T	6-5	315	21	R	Texas	Humble, Texas	D1-25	13	13	0	0
72	Asim Richards	OL	6-4	307	25	3	North Carolina	Haverford, Pa.	TR-25 (DAL)	13	4	0	0
74	Xavier Truss	T/G	6-7	320	24	R	Georgia	West Warwick, R.I.	WAI-25 (DEN)	5	0	0	8
75	Taliese Fuaga	T	6-6	324	23	2	Oregon State	Tacoma, Wash.	D1-24	9	9	0	4
77	Dillon Radunz	OL	6-6	301	27	5	North Dakota State	Becker, Minn.	UFA-25 (TEN)	11	6	0	2
79	Luke Fortner	OL	6-4	307	27	4	Kentucky	Sylvania, Ohio	TR-25 (JAX)	13	6	0	0
83	Juwan Johnson	TE	6-4	231	29	6	Oregon	Glassboro, N.J.	FA-20	13	7	0	0
84	Zaire Mitchell-Paden	TE	6-5	257	26	1	Florida Atlantic	Rockville, Md.	Wai-25 (BAL)	2	0	0	4
87	Foster Moreau	TE	6-4	250	28	7	LSU	New Orleans, La.	UFA-23 (LV)	9	7	0	0
88	Jack Stoll	TE	6-4	247	27	5	Nebraska	Aurora, Colo.	UFA-25 (MIA)	12	3	0	1
90	Bryan Bresee	DT	6-5	305	24	3	Clemson	Damascus, Md.	D1-23	13	13	0	0
92	Davon Godchaux	DT	6-3	330	31	9	LSU	Plaquemine, La.	TR-25 (NE)	13	13	0	0
93	Nathan Shepherd	DT	6-4	315	32	8	Fort Hays State	Ajax, Ontario, Canada	UFA-23 (NYJ)	13	11	0	0
94	Cameron Jordan	DE	6-4	287	36	15	California	Chandler, Ariz.	D1a-11	13	13	0	0
95	John Ridgeway III	DT	6-5	321	26	4	Arkansas	Bloomington, Ill.	TR-24 (WAS)	1	0	0	5
96	Carl Granderson	DE	6-5	261	28	7	Wyoming	Sacramento, Calif.	FA-19	13	6	0	0
97	Khristian Boyd	DT	6-2	320	25	2	Northern Iowa	Blue Springs, Mo.	D6-24	2	0	0	11
98	Jonathan Bullard	DE	6-3	290	32	10	Florida	Shelby, N.C.	FA-25	11	4	0	2
99	Chase Young	DE	6-5	265	26	6	Ohio State	Hyattsville, Md.	UFA-24 (SF)	8	8	0	5

Players on Active Roster: (53)

Practice Squad: (17)

3	Jake Haener	QB	6-1	200	26	3	Fresno State	Danville, Calif.	D4b-23	0	0	0	0
22	Beanie Bishop	CB	5-10	184	25	2	West Virginia	Louisville, Ky.	FA-25	0	0	0	0
35	Elliott Davison	S	6-0	190	23	R	UTSA	Tyler, Texas	FA-25	0	0	0	0
36	Cade York	K	6-1	206	24	3	LSU	Prosper, Texas	FA-25	0	0	0	0
37	Dalys Benum	CB	6-1	200	23	R	South Dakota State	Omaha, Neb.	FA-25	0	0	0	0
38	Jayden Price	CB	5-11	185	25	1	North Dakota State	Derby, Kansas	FA-25	0	0	0	0
39	Charlie Smyth	K	6-4	210	24	1	International Pathway Program	Newry, Ireland	FA-24	2	0	0	0
40	Fadi Diggs	DE	6-4	257	25	R	Syracuse	East Camden, N.J.	D7b-25	4	0	0	0
45	Nephi Sewell	LB	6-0	228	26	3	Utah	St. George, Utah	FA-22	3	0	0	0
59	Coziah Izzard	DT	6-3	305	24	R	Penn State	Hyattsville, Md.	FA-25	0	0	0	0
69	Barry Wesley	T	6-7	310	26	1	Colorado State	Lakewood, Colo.	FA-25	0	0	0	1
73	Easton Kilty	T	6-6	307	23	R	Kansas State	Stratford, Wisc.	FA-25	0	0	0	0
80	Moliki Mataavao	TE	6-6	263	22	R	UCLA	Henderson, Nev.	D7a-25	2	0	0	0
81	Kevin Austin Jr.	WR	6-2	200	25	2	Notre Dame	Fort Lauderdale, Fla.	FA-24	4	0	0	0
82	Treyton Welch	TE	6-4	240	24	1	Wyoming	Buffalo, Minn.	FA-24	1	0	0	0
85	Ronnie Bell	WR	6-0	192	25	3	Michigan	Kansas City, Mo.	FA-25	0	0	0	0
89	Samori Toure	WR	6-1	196	27	3	Nebraska	Portland, Ore.	FA-25	0	0	0	0

Reserve/Injured: (11)

5	Kendre Miller	RB	6-0	220	23	3	TCU	Mount Enterprise, Texas	D3-23	7	0	0	0
13	Ja'Lynn Polk	WR	6-1	203	24	2	Washington	Lufkin, Texas	TR-25 (NE)	0	0	0	0
16	Bub Means	WR	6-2	215	24	2	Pittsburgh	Lovejoy, Ga.	D5b-24	0	0	0	0
17	Trey Palmer	WR	6-1	190	24	3	Nebraska	Kentwood, La.	WAI-25 (TB)	0	0	0	4
23	Julian Blackmon	S	6-0	202	27	6	Utah	Layton, Utah	FA-25	1	1	0	0
64	Nick Saldiveri	OL	6-6	316	25	3	Old Dominion	Monroe, N.C.	D4a-23	0	0	0	0
67	Landon Young	T	6-7	321	28	5	Kentucky	Lexington, Ky.	D6-21	0	0	0	0
76	Will Clapp	C/G	6-5	314	30	7	LSU	New Orleans, La.	FA-25	0	0	0	0
78	Erik McCoy	C/G	6-4	303	28	7	Texas A&M	Lufkin, Texas	D2-19	7	7	0	0
85	Mason Pline	TE	6-7	260	25	1	Furman	Fowler, Mich.	WAI-25 (SF)	0	0	0	0
91	Vernon Broughton	DT	6-5	311	24	R	Texas	Cypress, Texas	D3a-25	1	0	0	1

** = Designated to return

Practice Squad Injured: (1)

18	Hunter Dekkers	QB	6-3	215	24	R	Iowa Western	Hawarden, Iowa	FA-25	0	0	0	0
----	----------------	----	-----	-----	----	---	--------------	----------------	-------	---	---	---	---

HEAD COACH: KELLEN MOORE. Assistants: **Robert Blanton** (Assistant Defensive Backs), **Grady Brown** (Cornerbacks), **Charles Byrd** (Strength & Conditioning), **Bo Davis** (Defensive Line), **Jahri Evans** (Assistant Offensive Line), **Phil Galiano** (Special Teams Coordinator), **Peter Giunta** (Senior Defensive Assistant), **Adam Gristick** (Assistant Linebackers), **Chase Haslett** (Tight Ends), **Tobijah Hughley** (Offensive Assistant), **Riley Ireland** (Strength & Conditioning), **Terry Joseph** (Defensive Pass Game Coordinator), **Luke Lancaster** (Strength & Conditioning), **Scott Linehan** (Senior Offensive Assistant), **Mike Martinez** (Assistant to the Head Coach), **Brendan Nugent** (Offensive Line), **Doug Nussmeier** (Offensive Coordinator), **T.J. Paganetti** (Run Game Coordinator), **Ted Rath** (Director of Sports Performance), **Jay Rodgers** (Edges), **Peter Sirmon** (Linebackers), **Brandon Staley** (Defensive Coordinator), **Joel Thomas** (Associate Head Coach/Running Backs), **Scott Tolzien** (Quarterbacks), **Kyle Valero** (Assistant Wide Receivers), **Kyle Wilber** (Assistant Special Teams), **Keith Williams** (Wide Receivers), **Brian Young** (Assistant Defensive Line).

NEW ORLEANS SAINTS EXPERIENCE ROSTER (as of 12/9/25)

No. Name	Pos.	Ht.	Wt.	Birthdate	Exp.	College	H.S. Hometown
94 Cameron Jordan	DE	6-4	287	7/10/89	15	California	Chandler, Ariz.
56 Demario Davis	LB	6-2	248	1/11/89	14	Arkansas State	Brandon, Miss.
98 Jonathan Bullard	DE	6-3	290	10/22/93	10	Florida	Shelby, N.C.
43 Michael Davis	CB	6-2	196	1/6/95	9	BYU	Glendale, Calif.
92 Davon Godchaux	DT	6-3	330	11/11/94	9	LSU	Plaquemine, La.
7 Taysom Hill	QB	6-2	221	8/23/90	9	BYU	Pocatello, Idaho
41 Alvin Kamara	RB	5-10	215	7/25/95	9	Tennessee	Atlanta, Ga.
49 Zach Wood	LS	6-3	255	1/10/93	9	Southern Methodist	Rowlett, Texas
21 Justin Reid	S	6-1	207	2/15/97	8	Stanford	Prairieville, La.
93 Nathan Shepherd	DT	6-4	315	10/9/93	8	Fort Hays State	Ajax, Ontario, Canada
27 Isaac Yiadom	CB	6-1	188	2/20/96	8	Boston College	Worcester, Mass.
0 Ugo Amadi	DB	5-9	201	5/16/97	7	Oregon	Nashville, Tenn.
96 Carl Granderson	DE	6-5	261	12/18/96	7	Wyoming	Sacramento, Calif.
87 Foster Moreau	TE	6-4	250	5/6/97	7	LSU	New Orleans, La.
11 Dante Pettis	WR	6-1	195	10/23/95	7	Washington	San Juan Capistrano, Calif.
83 Juwan Johnson	TE	6-4	231	9/13/96	6	Oregon	Glassboro, N.J.
51 Cesar Ruiz	C/G	6-4	316	6/14/99	6	Michigan	Camden, N.J.
99 Chase Young	DE	6-5	265	4/14/99	6	Ohio State	Hyattsville, Md.
26 Terrell Burgess	S	5-11	202	11/12/98	5	Utah	San Marcos, Calif.
77 Dillon Radunz	OL	6-6	301	3/28/98	5	North Dakota State	Becker, Minn.
58 Chris Rumph II	DE	6-2	244	10/19/98	5	Duke	Gainesville, Fla.
88 Jack Stoll	TE	6-4	247	1/28/98	5	Nebraska	Aurora, Colo.
20 Pete Werner	LB	6-3	242	6/5/98	5	Ohio State	Indianapolis, Ind.
54 Jonah Williams	DE	6-5	275	8/17/95	5	Weber State	Meridian, Idaho
79 Luke Fortner	OL	6-4	307	5/15/98	4	Kentucky	Sylvania, Ohio
12 Chris Olave	WR	6-0	187	6/27/00	4	Ohio State	San Marcos, Calif.
95 John Ridgeway III	DT	6-5	321	5/7/99	4	Arkansas	Bloomington, Ill.
1 Alontae Taylor	CB	6-1	199	12/3/98	4	Tennessee	Manchester, Tenn.
90 Bryan Bresee	DT	6-5	305	10/6/01	3	Clemson	Damascus, Md.
31 Jordan Howden	DB	6-0	209	5/14/00	3	Minnesota	San Diego, Calif.
72 Asim Richards	OL	6-4	307	10/2/00	3	North Carolina	Haverford, Pa.
97 Khristian Boyd	DT	6-2	320	2/23/00	2	Northern Iowa	Blue Springs, Mo.
30 Audric Estime	RB	5-11	227	9/6/03	2	Notre Dame	Nyack, N.Y.
53 Jaylan Ford	LB	6-2	240	11/28/01	2	Texas	Frisco, Texas
75 Taliese Fuaga	T	6-6	324	4/5/02	2	Oregon State	Tacoma, Wash.
34 Evan Hull	RB	5-10	209	10/26/00	2	Northwestern	Maple Grove, Minn.
4 Kool-Aid McKinstry	CB	5-11	199	9/30/02	2	Alabama	Pinson, Ala.
2 Spencer Rattler	QB	6-0	211	9/28/00	2	South Carolina	Phoenix, Ariz.
15 Mason Tipton	WR	5-11	187	9/27/00	2	Yale	Akron, Ohio
14 Devaughn Vele	WR	6-5	210	12/12/97	2	Utah	San Diego, Calif.
25 Rejzohn Wright	CB	6-2	193	9/7/00	2	Oregon State	Union City, Calif.
84 Zaire Mitchell-Paden	TE	6-5	257	8/20/99	1	Florida Atlantic	Rockville, Md.
66 William Sherman	G	6-4	300	5/27/99	1	Colorado	Raleigh, N.C.
44 Isaiah Stalbird	LB	6-1	215	7/18/00	1	South Dakota State	Kearney, Neb.
71 Kelvin Banks Jr.	T	6-5	315	3/10/04	R	Texas	Humble, Texas
32 Kai Kroeger	P	6-3	213	6/11/02	R	South Carolina	Lake Forest Ill.
24 Devin Neal	RB	5-11	213	8/12/03	R	Kansas	Lawrence, Kan.
29 Quincy Riley	CB	5-11	195	5/26/01	R	Louisville	Columbia, S.C.
3 Jonas Sanker	S	6-1	211	11/23/02	R	Virginia	Charlottesville, Va.
68 Torricelli Simpkins III	G	6-5	312	6/6/02	R	South Carolina	Charlotte, N.C.
6 Tyler Shough	QB	6-5	219	9/28/99	R	Louisville	Chandler, Ariz.
28 Danny Stutsman	LB	6-3	233	3/10/03	R	Oklahoma	Winter Garden, Fla.
74 Xavier Truss	T/G	6-7	320	7/13/01	R	Georgia	West Warwick, R.I.

Players on Active Roster: (53)

Practice Squad: (17)

85 Ronnie Bell	WR	6-0	192	1/28/00	3	Michigan	Kansas City, Mo.
3 Jake Haener	QB	6-1	200	3/10/99	3	Fresno State	Danville, Calif.
45 Nephi Sewell	LB	6-0	228	12/19/98	3	Utah	St. George, Utah
89 Samori Toure	WR	6-1	196	3/24/98	3	Nebraska	Portland, Ore.
36 Cade York	K	6-1	206	1/27/01	3	LSU	Prosper, Texas
81 Kevin Austin Jr.	WR	6-2	200	3/30/00	2	Notre Dame	Fort Lauderdale, Fla.
22 Beanie Bishop	CB	5-10	184	12/17/99	2	West Virginia	Louisville, Ky.
38 Jayden Price	CB	5-11	185	4/5/00	1	North Dakota State	Derby, Kansas
39 Charlie Smyth	K	6-4	210	6/26/01	1	International Pathway Program	Newry, Ireland
82 Treyton Welch	TE	6-4	240	1/10/01	1	Wyoming	Buffalo, Minn.
69 Barry Wesley	T	6-7	310	7/14/99	1	Colorado State	Lakewood, Colo.
37 Dalys Beanum	CB	6-1	200	10/12/02	R	South Dakota State	Omaha, Neb.
35 Elliot Davison	S	6-0	190	12/19/01	R	UTSA	Tyler, Texas
40 Fadil Diggs	DE	6-4	257	10/15/00	R	Syracuse	East Camden, N.J.
59 Coziah Izzard	DT	6-3	305	11/6/01	R	Penn State	Hyattsville, Md.
73 Easton Kilty	T	6-6	307	5/1/02	R	Kansas State	Stratford, Wisc.
80 Moliki Matavao	TE	6-6	263	3/17/03	R	UCLA	Henderson, Nev.

Reserve/Injured: (11)

76 Will Clapp	C/G	6-5	314	12/10/95	7	LSU	New Orleans, La.
78 Erik McCoy	C/G	6-4	303	8/27/97	7	Texas A&M	Lufkin, Texas
23 Julian Blackmon	S	6-0	202	8/24/98	6	Utah	Layton, Utah
67 Landon Young	T	6-7	321	8/21/97	5	Kentucky	Lexington, Ky.
5 Kendre Miller	RB	6-0	220	6/11/02	3	TCU	Mount Enterprise, Texas
17 Trey Palmer	WR	6-1	190	4/2/01	3	Nebraska	Kentwood, La.
64 Nick Saldiveri	OL	6-6	316	8/14/00	3	Old Dominion	Monroe, N.C.
16 Bub Means	WR	6-2	215	1/10/01	2	Pittsburgh	Lovejoy, Ga.
13 Polk, Ja'Lynn	WR	6-1	203	4/11/01	2	Washington	Lufkin, Texas
85 Mason Pline	TE	6-7	260	2/5/00	1	Furman	Fowler, Mich.
91 Vernon Broughton	DT	6-5	311	7/15/01	R	Texas	Cypress, Texas

** = Designated to return

Practice Squad Injured: (1)

18 Hunter Dekkers	QB	6-3	215	7/4/01	R	Iowa Western	Hawarden, Iowa
-------------------	----	-----	-----	--------	---	--------------	----------------

HEAD COACH: KELLEN MOORE. Assistants: **Robert Blanton** (Assistant Defensive Backs), **Grady Brown** (Cornerbacks), **Charles Byrd** (Strength & Conditioning), **Bo Davis** (Defensive Line), **Jahri Evans** (Assistant Offensive Line), **Phil Galiano** (Special Teams Coordinator), **Peter Giunta** (Senior Defensive Assistant), **Adam Gristick** (Assistant Linebackers), **Chase Haslett** (Tight Ends), **Tobijah Hughley** (Offensive Assistant), **Riley Ireland** (Strength & Conditioning), **Terry Joseph** (Defensive Pass Game Coordinator), **Luke Lancaster** (Strength & Conditioning), **Scott Linehan** (Senior Offensive Assistant), **Mike Martinez** (Assistant to the Head Coach), **Brendan Nugent** (Offensive Line), **Doug Nussmeier** (Offensive Coordinator), **T.J. Paganetti** (Run Game Coordinator), **Ted Rath** (Director of Sports Performance), **Jay Rodgers** (Edges), **Peter Sirmon** (Linebackers), **Brandon Staley** (Defensive Coordinator), **Joel Thomas** (Associate Head Coach/Running Backs), **Scott Tolzien** (Quarterbacks), **Kyle Valero** (Assistant Wide Receivers), **Kyle Wilber** (Assistant Special Teams), **Keith Williams** (Wide Receivers), **Brian Young** (Assistant Defensive Line).

NEW ORLEANS SAINTS AGE ROSTER (as of 12/9/25)

No.	Name	Pos.	Ht.	Wt.	Age	Exp.	College	H.S. Hometown	How Acquired
56	Demario Davis	LB	6-2	248	36	14	Arkansas State	Brandon, Miss.	UFA-18 (NYJ)
94	Cameron Jordan	DE	6-4	287	36	15	California	Chandler, Ariz.	D1a-11
7	Taysom Hill	QB	6-2	221	35	9	BYU	Pocatello, Idaho	WAI-17 (GB)
49	Zach Wood	LS	6-3	255	32	9	Southern Methodist	Rowlett, Texas	FA-17
93	Nathan Shepherd	DT	6-4	315	32	8	Fort Hays State	Ajax, Ontario, Canada	UFA-23 (NYJ)
98	Jonathan Bullard	DE	6-3	290	32	10	Florida	Shelby, N.C.	FA-25
92	Davon Godchaux	DT	6-3	330	31	9	LSU	Plaquemine, La.	TR-25 (NE)
43	Michael Davis	CB	6-2	196	30	9	BYU	Glendale, Calif.	FA-25
41	Alvin Kamara	RB	5-10	215	30	9	Tennessee	Atlanta, Ga.	D3a-17
54	Jonah Williams	DE	6-5	275	30	5	Weber State	Meridian, Idaho	UFA-25 (DET)
11	Dante Pettis	WR	6-1	195	30	7	Washington	San Juan Capistrano, Calif.	FA-24
27	Isaac Yiadom	CB	6-1	188	29	8	Boston College	Worcester, Mass.	UFA-25 (SF)
83	Juwan Johnson	TE	6-4	231	29	6	Oregon	Glassboro, N.J.	FA-20
96	Carl Granderson	DE	6-5	261	28	7	Wyoming	Sacramento, Calif.	FA-19
21	Justin Reid	S	6-1	207	28	8	Stanford	Prairieville, La.	UFA-25 (KC)
87	Foster Moreau	TE	6-4	250	28	7	LSU	New Orleans, La.	UFA-23 (LV)
0	Ugo Amadi	DB	5-9	201	28	7	Oregon	Nashville, Tenn.	FA-23
14	Devaughn Vele	WR	6-5	210	28	2	Utah	San Diego, Calif.	TR-25 (DEN)
88	Jack Stoll	TE	6-4	247	27	5	Nebraska	Aurora, Colo.	UFA-25 (MIA)
77	Dillon Radunz	OL	6-6	301	27	5	North Dakota State	Becker, Minn.	UFA-25 (TEN)
79	Luke Fortner	OL	6-4	307	27	4	Kentucky	Sylvania, Ohio	TR-25 (JAX)
20	Pete Werner	LB	6-3	242	27	5	Ohio State	Indianapolis, Ind.	D2-21
58	Chris Rumph II	DE	6-2	244	27	5	Duke	Gainesville, Fla.	FA-25
26	Terrell Burgess	S	5-11	202	27	5	Utah	San Marcos, Calif.	FA-25
1	Alontae Taylor	CB	6-1	199	27	4	Tennessee	Manchester, Tenn.	D2-22
99	Chase Young	DE	6-5	265	26	6	Ohio State	Hyattsville, Md.	UFA-24 (SF)
95	John Ridgeway III	DT	6-5	321	26	4	Arkansas	Bloomington, Ill.	TR-24 (WAS)
66	William Sherman	G	6-4	257	26	1	Colorado	Raleigh, N.C.	FA-25
51	Cesar Ruiz	C/G	6-4	316	26	6	Michigan	Camden, N.J.	D1-20
6	Tyler Shough	QB	6-5	219	26	R	Louisville	Chandler, Ariz.	D2-25
97	Khristian Boyd	DT	6-2	320	25	2	Northern Iowa	Blue Springs, Mo.	D6-24
31	Jordan Howden	DB	6-0	209	25	3	Minnesota	San Diego, Calif.	D5-23
12	Chris Olave	WR	6-0	187	25	4	Ohio State	San Marcos, Calif.	D1a-22
44	Isaiah Stalbird	LB	6-1	215	25	1	South Dakota State	Kearney, Neb.	FA-24
84	Zaire Mitchell-Paden	TE	6-5	257	26	1	Florida Atlantic	Rockville, Md.	Wai-25 (BAL)
25	Rejzohn Wright	CB	6-2	193	25	2	Oregon State	Union City, Calif.	FA-24
15	Mason Tipton	WR	5-11	187	25	2	Yale	Akron, Ohio	FA-24
2	Spencer Rattler	QB	6-0	211	25	2	South Carolina	Phoenix, Ariz.	D5a-24
72	Asim Richards	OL	6-4	307	25	3	North Carolina	Haverford, Pa.	TR-25 (DAL)
34	Evan Hull	RB	5-10	209	25	2	Northwestern	Maple Grove, Minn.	FA-25
29	Quincy Riley	CB	5-11	195	24	R	Louisville	Columbia, S.C.	D4b-25
74	Xavier Truss	T/G	6-7	320	24	R	Georgia	West Warwick, R.I.	WAI-25 (DEN)
90	Bryan Bresee	DT	6-5	305	24	3	Clemson	Damascus, Md.	D1-23
53	Jaylan Ford	LB	6-2	240	24	2	Texas	Frisco, Texas	D5c-24
75	Taliese Fuaga	T	6-6	324	23	2	Oregon State	Tacoma, Wash.	D1-24
68	Torricelli Simpkins III	G	6-5	312	23	R	South Carolina	Charlotte, N.C.	FA-25
32	Kai Kroeger	P	6-3	213	23	R	South Carolina	Lake Forest, Ill.	FA-25
4	Kool-Aid McKinstry	CB	5-11	199	23	2	Alabama	Pinson, Ala.	D2-24
33	Jonas Sanker	S	6-1	211	23	R	Virginia	Charlottesville, Va.	D3b-25
28	Danny Stutsman	LB	6-3	233	22	R	Oklahoma	Winter Garden, Fla.	D4a-25
24	Devin Neal	RB	5-11	213	22	R	Kansas	Lawrence, Kan.	D6-25
30	Audric Estime	RB	5-11	227	22	2	Notre Dame	Nyack, N.Y.	FA-25
71	Kelvin Banks Jr.	T	6-5	315	21	R	Texas	Humble, Texas	D1-25

Players on Active Roster: (53)

Practice Squad: (17)

89	Samori Toure	WR	6-1	196	27	3	Nebraska	Portland, Ore.	FA-25
45	Nephi Sewell	LB	6-0	228	26	3	Utah	St. George, Utah	FA-22
3	Jake Haener	QB	6-1	200	26	3	Fresno State	Danville, Calif.	D4b-23
69	Barry Wesley	T	6-7	310	26	1	Colorado State	Lakewood, Colo.	FA-25
22	Beanie Bishop	CB	5-10	184	25	2	West Virginia	Louisville, Ky.	FA-25
85	Ronnie Bell	WR	6-0	192	25	3	Michigan	Kansas City, Mo.	FA-25
81	Kevin Austin Jr.	WR	6-2	200	25	2	Notre Dame	Fort Lauderdale, Fla.	FA-24
38	Jayden Price	CB	5-11	185	25	1	North Dakota State	Derby, Kansas	FA-25
40	Fadil Diggs	DE	6-4	257	25	R	Syracuse	East Camden, N.J.	D7b-25
82	Treyton Welch	TE	6-4	240	24	1	Wyoming	Buffalo, Minn.	FA-24
36	Cade York	K	6-1	206	24	3	LSU	Prosper, Texas	FA-25
39	Charlie Smyth	K	6-4	210	24	1	International Pathway Program	Newry, Ireland	FA-24
59	Coziah Izzard	DT	6-3	305	24	R	Penn State	Hyattsville, Md.	FA-25
35	Elliott Davison	S	6-0	190	23	R	UTSA	Tyler, Texas	FA-25
73	Easton Kilty	T	6-6	307	23	R	Kansas State	Stratford, Wisc.	FA-25
37	Dalys Beanum	CB	6-1	200	23	R	South Dakota State	Omaha, Neb.	FA-25
80	Moliki Mataavo	TE	6-6	263	22	R	UCLA	Henderson, Nev.	D7a-25

Reserve/Injured: (11)

76	Will Clapp	C/G	6-5	314	30	7	LSU	New Orleans, La.	FA-25
67	Landon Young	T	6-7	321	28	5	Kentucky	Lexington, Ky.	D6-21
78	Erik McCoy	C/G	6-4	303	28	7	Texas A&M	Lufkin, Texas	D2-19
23	Julian Blackmon	S	6-0	202	27	6	Utah	Layton, Utah	FA-25
85	Mason Pline	TE	6-7	260	25	1	Furman	Fowler, Mich.	WAI-25 (SF)
64	Nick Saldiveri	OL	6-6	316	25	3	Old Dominion	Monroe, N.C.	D4a-23
16	Bub Means	WR	6-2	215	24	2	Pittsburgh	Lovejoy, Ga.	D5b-24
17	Trey Palmer	WR	6-1	190	24	3	Nebraska	Kentwood, La.	WAI-25 (TB)
13	Ja'Lynn Polk	WR	6-1	203	24	2	Washington	Lufkin, Texas	TR-25 (NE)
91	Vernon Broughton	DT	6-5	311	24	R	Texas	Cypress, Texas	D3a-25
5	Kendre Miller	RB	6-0	220	23	3	TCU	Mount Enterprise, Texas	D3-23

** = Designated to return

Practice Squad Injured: (1)

18	Hunter Dekkers	QB	6-3	215	24	R	Iowa Western	Hawarden, Iowa	FA-25
----	----------------	----	-----	-----	----	---	--------------	----------------	-------

HEAD COACH: KELLEN MOORE. Assistants: Robert Blanton (Assistant Defensive Backs), **Grady Brown** (Cornerbacks), **Charles Byrd** (Strength & Conditioning), **Bo Davis** (Defensive Line), **Jahri Evans** (Assistant Offensive Line), **Phil Galiano** (Special Teams Coordinator), **Peter Giunta** (Senior Defensive Assistant), **Adam Gristick** (Assistant Linebackers), **Chase Haslett** (Tight Ends), **Tobiah Hughley** (Offensive Assistant), **Riley Ireland** (Strength & Conditioning), **Terry Joseph** (Defensive Pass Game Coordinator), **Luke Lancaster** (Strength & Conditioning), **Scott Linehan** (Senior Offensive Assistant), **Mike Martinez** (Assistant to the Head Coach), **Brendan Nugent** (Offensive Line), **Doug Nussmeier** (Offensive Coordinator), **T.J. Paganetti** (Run Game Coordinator), **Ted Rath** (Director of Sports Performance), **Jay Rodgers** (Edges), **Peter Sirmon** (Linebackers), **Brandon Staley** (Defensive Coordinator), **Joel Thomas** (Associate Head Coach/Running Backs), **Scott Tolzien** (Quarterbacks), **Kyle Valero** (Assistant Wide Receivers), **Kyle Wilber** (Assistant Special Teams), **Keith Williams** (Wide Receivers), **Brian Young** (Assistant Defensive Line).

NEW ORLEANS SAINTS POSITIONAL ROSTER (as of 12/9/25)

No.	Name	Pos.	Ht.	Wt.	Age	Exp.	College	HS Hometown	How Acquired
QUARTERBACKS (3)									
2	Spencer Rattler	QB	6-0	211	25	2	South Carolina	Phoenix, Ariz.	D5a-24
6	Tyler Shough	QB	6-5	219	26	R	Louisville	Chandler, Ariz.	D2-25
7	Taysom Hill	QB	6-2	221	35	9	BYU	Pocatello, Idaho	WAI-17 (GB)
RUNNING BACKS (4)									
24	Devin Neal	RB	5-11	213	22	R	Kansas	Lawrence, Kan.	D6-25
30	Audric Estime	RB	5-11	227	22	2	Notre Dame	Nyack, N.Y.	FA-25
34	Evan Hull	RB	5-10	209	25	2	Northwestern	Maple Grove, Minn.	FA-25
41	Alvin Kamara	RB	5-10	215	30	9	Tennessee	Atlanta, Ga.	D3a-17
WIDE RECEIVERS (4)									
11	Dante Pettis	WR	6-1	195	30	7	Washington	San Juan Capistrano, Calif.	FA-24
12	Chris Olave	WR	6-0	187	25	4	Ohio State	San Marcos, Calif.	D1a-22
14	Devaughn Vele	WR	6-5	210	28	2	Utah	San Diego, Calif.	TR-25 (DEN)
15	Mason Tipton	WR	5-11	187	25	2	Yale	Akron, Ohio	FA-24
TIGHT ENDS (4)									
83	Juwan Johnson	TE	6-4	231	29	6	Oregon	Glassboro, N.J.	FA-20
84	Zaire Mitchell-Paden	TE	6-5	257	26	1	Florida Atlantic	Rockville, Md.	Wai-25 (BAL)
87	Foster Moreau	TE	6-4	250	28	7	LSU	New Orleans, La.	UFA-23 (LV)
88	Jack Stoll	TE	6-4	247	27	5	Nebraska	Aurora, Colo.	UFA-25 (MIA)
OFFENSIVE LINEMEN (9)									
51	Cesar Ruiz	C/G	6-4	316	26	6	Michigan	Camden, N.J.	D1-20
66	William Sherman	G	6-4	257	26	1	Colorado	Raleigh, N.C.	FA-25
68	Torricelli Simpkins III	G	6-5	312	23	R	South Carolina	Charlotte, N.C.	FA-25
71	Kelvin Banks Jr.	T	6-5	315	21	R	Texas	Humble, Texas	D1-25
72	Asim Richards	OL	6-4	307	25	3	North Carolina	Haverford, Pa.	TR-25 (DAL)
74	Xavier Truss	T/G	6-7	320	24	R	Georgia	West Warwick, R.I.	WAI-25 (DEN)
75	Taliese Fuaga	T	6-6	324	23	2	Oregon State	Tacoma, Wash.	D1-24
77	Dillon Radunz	OL	6-6	301	27	5	North Dakota State	Becker, Minn.	UFA-25 (TEN)
79	Luke Fortner	OL	6-4	307	27	4	Kentucky	Sylvania, Ohio	TR-25 (JAX)
SPECIALISTS (2)									
32	Kai Kroeger	P	6-3	213	23	R	South Carolina	Lake Forest, Ill.	FA-25
49	Zach Wood	LS	6-3	255	32	9	Southern Methodist	Rowlett, Texas	FA-17
DEFENSIVE LINEMEN (11)									
54	Jonah Williams	DE	6-5	275	30	5	Weber State	Meridian, Idaho	UFA-25 (DET)
58	Chris Rumph II	DE	6-2	244	27	5	Duke	Gainesville, Fla.	FA-25
90	Bryan Bresee	DT	6-5	305	24	3	Clemson	Damascus, Md.	D1-23
92	Davon Godchaux	DT	6-3	330	31	9	LSU	Plaquemine, La.	TR-25 (NE)
93	Nathan Shepherd	DT	6-4	315	32	8	Fort Hays State	Ajax, Ontario, Canada	UFA-23 (NYJ)
94	Cameron Jordan	DE	6-4	287	36	15	California	Chandler, Ariz.	D1a-11
95	John Ridgeway III	DT	6-5	321	26	4	Arkansas	Bloomington, Ill.	TR-24 (WAS)
96	Carl Granderson	DE	6-5	261	28	7	Wyoming	Sacramento, Calif.	FA-19
97	Khristian Boyd	DT	6-2	320	25	2	Northern Iowa	Blue Springs, Mo.	D6-24
98	Jonathan Bullard	DE	6-3	290	32	10	Florida	Shelby, N.C.	FA-25
99	Chase Young	DE	6-5	265	26	6	Ohio State	Hyattsville, Md.	UFA-24 (SF)
LINEBACKERS (5)									
20	Pete Werner	LB	6-3	242	27	5	Ohio State	Indianapolis, Ind.	D2-21
28	Danny Stutsman	LB	6-3	233	22	R	Oklahoma	Winter Garden, Fla.	D4a-25
44	Isaiah Stalbird	LB	6-1	215	25	1	South Dakota State	Kearney, Neb.	FA-24
53	Jaylan Ford	LB	6-2	240	24	2	Texas	Frisco, Texas	D5c-24
56	Demario Davis	LB	6-2	248	36	14	Arkansas State	Brandon, Miss.	UFA-18 (NYJ)
DEFENSIVE BACKS (11)									
0	Ugo Amadi	DB	5-9	201	28	7	Oregon	Nashville, Tenn.	FA-23
1	Alontae Taylor	CB	6-1	199	27	4	Tennessee	Manchester, Tenn.	D2-22
4	Kool-Aid McKinstry	CB	5-11	199	23	2	Alabama	Pinson, Ala.	D2-24
21	Justin Reid	S	6-1	207	28	8	Stanford	Prairieville, La.	UFA-25 (KC)
25	Rejzohn Wright	CB	6-2	193	25	2	Oregon State	Union City, Calif.	FA-24
26	Terrell Burgess	S	5-11	202	27	5	Utah	San Marcos, Calif.	FA-25
27	Isaac Yiadom	CB	6-1	188	29	8	Boston College	Worcester, Mass.	UFA-25 (SF)
29	Quincy Riley	CB	5-11	195	24	R	Louisville	Columbia, S.C.	D4b-25
31	Jordan Howden	DB	6-0	209	25	3	Minnesota	San Diego, Calif.	D5-23
33	Jonas Sanker	S	6-1	211	23	R	Virginia	Charlottesville, Va.	D3b-25
43	Michael Davis	CB	6-2	196	30	9	BYU	Glendale, Calif.	FA-25
Players on Active Roster: (53)									
Practice Squad: (17)									
3	Jake Haener	QB	6-1	200	26	3	Fresno State	Danville, Calif.	D4b-23
22	Beanie Bishop	CB	5-10	184	25	2	West Virginia	Louisville, Ky.	FA-25
35	Elliott Davison	S	6-0	190	23	R	UTSA	Tyler, Texas	FA-25
36	Cade York	K	6-1	206	24	3	LSU	Prosper, Texas	FA-25
37	Dalys Beanum	CB	6-1	200	23	R	South Dakota State	Omaha, Neb.	FA-25
38	Jayden Price	CB	511	185	25	1	North Dakota State	Derby, Kansas	FA-25
39	Charlie Smyth	K	6-4	210	24	1	International Pathway Program	Newry, Ireland	FA-24
40	Fadil Diggs	DE	6-4	257	25	R	Syracuse	East Camden, N.J.	D7b-25
45	Nephi Sewell	LB	6-0	228	26	3	Utah	St. George, Utah	FA-22
59	Coziah Izzard	DT	6-3	305	24	R	Penn State	Hyattsville, Md.	FA-25
69	Barry Wesley	T	6-7	310	26	1	Colorado State	Lakewood, Colo.	FA-25
73	Easton Kilty	T	6-6	307	23	R	Kansas State	Stratford, Wisc.	FA-25
80	Moliki Matavao	TE	6-6	263	22	R	UCLA	Henderson, Nev.	D7a-25
81	Kevin Austin Jr.	WR	6-2	200	25	2	Notre Dame	Fort Lauderdale, Fla.	FA-24
82	Treyton Welch	TE	6-4	240	24	1	Wyoming	Buffalo, Minn.	FA-24
85	Ronnie Bell	WR	6-0	192	25	3	Michigan	Kansas City, Mo.	FA-25
89	Samori Toure	WR	6-1	196	27	3	Nebraska	Portland, Ore.	FA-25
Reserve/Injured: (11)									
5	Kendre Miller	RB	6-0	220	23	3	TCU	Mount Enterprise, Texas	D3-23
13	Ja'Lynn Polk	WR	6-1	203	24	2	Washington	Lufkin, Texas	TR-25 (NE)
16	Bub Means	WR	6-2	215	24	2	Pittsburgh	Lovejoy, Ga.	D5b-24
17	Trey Palmer	WR	6-1	190	24	3	Nebraska	Kentwood, La.	WAI-25 (TB)
23	Julian Blackmon	S	6-0	202	27	6	Utah	Layton, Utah	FA-25
64	Nick Saldiveri	OL	6-6	316	25	3	Old Dominion	Monroe, N.C.	D4a-23
67	Landon Young	T	6-7	321	28	5	Kentucky	Lexington, Ky.	D6-21
76	Will Clapp	C/G	6-5	314	30	7	LSU	New Orleans, La.	FA-25
78	Erik McCoy	C/G	6-4	303	28	7	Texas A&M	Lufkin, Texas	D2-19
85	Mason Pline	TE	6-7	260	25	1	Furman	Fowler, Mich.	WAI-25 (SF)
91	Vernon Broughton	DT	6-5	311	24	R	Texas	Cypress, Texas	D3a-25
** = Designated to return									
Practice Squad Injured: (1)									
18	Hunter Dekkers	QB	6-3	215	24	R	Iowa Western	Hawarden, Iowa	FA-25

HEAD COACH: KELLEN MOORE. Assistants: **Robert Blanton** (Assistant Defensive Backs), **Grady Brown** (Cornerbacks), **Charles Byrd** (Strength & Conditioning), **Bo Davis** (Defensive Line), **Jahri Evans** (Assistant Offensive Line), **Phil Galiano** (Special Teams Coordinator), **Peter Giunta** (Senior Defensive Assistant), **Adam Gristick** (Assistant Linebackers), **Chase Haslett** (Tight Ends), **Tobijah Hughley** (Offensive Assistant), **Riley Ireland** (Strength & Conditioning), **Terry Joseph** (Defensive Pass Game Coordinator), **Luke Lancaster** (Strength & Conditioning), **Scott Linehan** (Senior Offensive Assistant), **Mike Martinez** (Assistant to the Head Coach), **Brendan Nugent** (Offensive Line), **Doug Nussmeier** (Offensive Coordinator), **T.J. Paganetti** (Run Game Coordinator), **Ted Rath** (Director of Sports Performance), **Jay Rodgers** (Edges), **Peter Sirmon** (Linebackers), **Brandon Staley** (Defensive Coordinator), **Joel Thomas** (Associate Head Coach/Running Backs), **Scott Tolzien** (Quarterbacks), **Kyle Valero** (Assistant Wide Receivers), **Kyle Wilber** (Assistant Special Teams), **Keith Williams** (Wide Receivers), **Brian Young** (Assistant Defensive Line).

NEW ORLEANS SAINTS UNOFFICIAL DEPTH CHART (as of 12/9/25)

OFFENSE

WR	12	Chris Olave			
LT	71	<u>Kelvin Banks Jr.</u>	72	Asim Richards	
LG	77	Dillon Radunz	66	William Sherman	
C	79	Luke Fortner	68	<u>Torricelli Simpkins III</u>	
RG	51	Cesar Ruiz	74	<u>Xavier Truss</u>	
RT	75	Taliese Fuaga	72	Asim Richards	
TE	83	Juwan Johnson	87	Foster Moreau	88 Jack Stoll84 Zaire Mitchell-Paden
WR	15	Mason Tipton	11	Dante Pettis	
WR	14	Devaughn Vele			
QB	6	<u>Tyler Shough</u>	2	Spencer Rattler	7 Taysom Hill
RB	41	Alvin Kamara	24	<u>Devin Neal</u>	30 Audric Estimate34 Evan Hull

DEFENSE

EDGE	96	Carl Granderson	- or -	99	Chase Young	
DL	92	Davon Godchaux		97	Khristian Boyd	54 Jonah Williams
DL	90	Bryan Bresee		93	Nathan Shepherd	95 John Ridgeway III98 Jonathan Bullard
EDGE	94	Cameron Jordan		58	Chris Rumph II	
LB	20	Pete Werner		44	Isaiah Stalbird	53 Jaylan Ford
LB	56	Demario Davis		28	<u>Danny Stutsman</u>	
CB	29	<u>Quincy Riley</u>		27	Isaac Yiadom	43 Michael Davis
S	33	<u>Jonas Sanker</u>		31	Jordan Howden	
S	21	Justin Reid		26	Terrell Burgess	
CB	4	Kool-Aid McKinstry		25	Rejzohn Wright	
CB	1	Alontae Taylor		0	Ugo Amadi	

SPECIAL TEAMS

P	32	<u>Kai Kroeger</u>			
K	39	Charlie Smyth*	- or -	36	Cade York*
KO	39	Charlie Smyth*	- or -	36	Cade York*
LS	49	Zach Wood			
H	32	<u>Kai Kroeger</u>			
PR	11	Dante Pettis		0	Ugo Amadi
KR	15	Mason Tipton		24	<u>Devin Neal</u>

HOW THE SAINTS WERE BUILT (as of 12/9/25) - REGULAR SEASON

	DRAFT	TRADES	WAIVERS	FREE AGENTS	
2011	DE Cameron Jordan (1a)				1
2017	RB Alvin Kamara (3)		QB Taysom Hill (GB)	LS Zach Wood (FA)	3
2018				LB Demario Davis (UFA-NYJ)	1
2019	C/G Erik McCoy (2)			DE Carl Granderson (Rookie FA)	2
2020	C/G Cesar Ruiz (1)			TE Juwan Johnson (Rookie FA)	2
2021	LB Pete Werner (2) T Landon Young (6)				2
2022	WR Chris Olave (1a) CB Alontae Taylor (2)			LB Nephi Sewell (Rookie FA)	3
2023	DT Bryan Bresee (1) RB Kendre Miller (3) OL Nick Saldiveri (4a) QB Jake Haener (4b) DB Jordan Howden (5)			DB Ugo Amadi (FA) TE Foster Moreau (UFA-LV) DT Nathan Shepherd (UFA-NYJ)	8
2024	T Taliese Fuaga (1) CB Kool-Aid McKinstry (2) QB Spencer Rattler (5a) WR Bub Means (5b) LB Jaylan Ford (5c) DT Khristian Boyd (6)	DT John Ridgeway III (WAS) **		WR Kevin Austin (FA) WR Dante Pettis (FA) K Charlie Smyth (Rookie FA) LB Isaiah Stalbird (Rookie FA) WR Mason Tipton (Rookie FA) TE Treyton Welch (FA) CB Rejzohn Wright (FA) DE Chase Young (UFA-SF)	15
2025	T Kelvin Banks Jr. (1) QB Tyler Shough (2) DT Vernon Broughton (3a) S Jonas Sanker (3b) LB Danny Stutsman (4a) CB Quincy Riley (4b) RB Devin Neal (6) TE Moliki Mataavao (7a) DE Fadil Diggs (7b)	OL Luke Fortner (JAX) DT Davon Godchaux (NE) WR Ja'Lynn Polk (NE) OL Asim Richards (DAL) WR Devaughn Vele (DEN)	TE Zaire Mitchell-Paden (BAL) WR Trey Palmer (TB) TE Mason Plaine (SF) T/G Xavier Truss (DEN)	CB Dalys Beanum (Rookie FA) WR Ronnie Bell (FA) CB Beanie Bishop (FA) S Julian Blackmon (FA) DE Jonathan Bullard (FA) S Terrell Burgess (FA) C/G Will Clapp (FA) CB Michael Davis (FA) S Elliott Davison (Rookie FA) QB Hunter Dekkers (Rookie FA) RB Audric Estime (FA) RB Evan Hull (FA) DT Coziah Izzard (FA) T Easton Kilty (Rookie FA) P Kai Kroeger (Rookie FA) CB Jayden Price (FA) OL Dillon Radunz (UFA-TEN) S Justin Reid (UFA-KC) DE Chris Rumph II (FA) TE Jack Stoll (UFA-MIA) G William Sherman (FA) G Torricelli Simpkins III (Rookie FA) WR Samori Toure (FA) T Barry Wesley (FA) DE Jonah Williams (UFA-DET) CB Isaac Yiadom (UFA-SF) K Cade York (FA)	45

82

White = Active Roster
Green = Practice Squad
Yellow = Reserve/Physically Unable to Perform
Red = Reserve/Injured or Practice Squad Injured
** = Designated to return from Reserve/Injured

Won 3, Lost 10

9/7/2025	L	13 - 20	Arizona Cardinals
9/14/2025	L	21 - 26	San Francisco 49ers
9/21/2025	L	13 - 44	at Seattle Seahawks
9/28/2025	L	19 - 31	at Buffalo Bills
10/5/2025	W	26 - 14	New York Giants
10/12/2025	L	19 - 25	New England Patriots
10/19/2025	L	14 - 26	at Chicago Bears
10/26/2025	L	3 - 23	Tampa Bay Buccaneers
11/2/2025	L	10 - 34	at Los Angeles Rams
11/9/2025	W	17 - 7	at Carolina Panthers
11/23/2025	L	10 - 24	Atlanta Falcons
11/30/2025	L	17 - 21	at Miami Dolphins
12/7/2025	W	24 - 20	at Tampa Bay Buccaneers

	New Orleans	Opponent
Total First Downs	237	254
Rushing	78	103
Passing	131	126
Penalty	28	25
3rd Down: Made/Att	64/168	55/155
3rd Down Pct.	38.1%	35.5%
4th Down: Made/Att	9/27	11/23
4th Down Pct.	33.3%	47.8%
Possession Avg.	27:58	32:02
Total Net Yards	3819	4076
Avg. Per Game	293.8	313.5
Total Plays	817	801
Avg. Per Play	4.7	5.1
Net Yards Rushing	1227	1702
Avg. Per Game	94.4	130.9
Total Rushes	336	413
Net Yards Passing	2592	2374
Avg. Per Game	199.4	182.6
Sacked/Yards Lost	35/225	28/180
Gross Yards	2817	2554
Attempts/Completions	446/295	360/236
Completion Pct.	66.1%	65.6%
Had Intercepted	11	8
Punts/Average	47/44.1	39/45.7
Net Punting Avg.	37.7	41.6
Penalties/Yards	94/688	89/679
Fumbles/Ball Lost	13/9	16/7
Touchdowns	21	34
Rushing	6	11
Passing	13	21
Returns	2	2

Score By Periods				Q1	Q2	Q3	Q4	OT	Pts
Team				26	83	41	56	0	206
Opponents				99	118	49	49	0	315
Scoring	TD	Ru	Pa	Rt	PAT	FG	2Pt	Pts	
	B.Grupe	0	0	0	0	15/15	18/26	0	69
	C.Olave	5	0	5	0	0/0	0/0	0	30
	J.Johnson	3	0	3	0	0/0	0/0	0	18
	T.Shough	2	2	0	0	0/0	0/0	1	14
	R.Shaheed	2	0	2	0	0/0	0/0	0	12
	D.Vele	2	0	2	0	0/0	0/0	0	12
	C.Smyth	0	0	0	0	3/3	2/3	0	9
	T.Hill	1	1	0	0	0/0	0/0	0	6
	J.Howden	1	0	0	1	0/0	0/0	0	6
	A.Kamara	1	1	0	0	0/0	0/0	0	6
	K.Miller	1	1	0	0	0/0	0/0	0	6
	D.Neal	1	1	0	0	0/0	0/0	0	6
	J.Reid	1	0	0	1	0/0	0/0	0	6
	J.Stoll	1	0	1	0	0/0	0/0	0	6
Team	21	6	13	2	18/18	20/29	1	206	
Opponents	34	11	21	2	30/32	25/28	2	315	

2-Pt. Conversions: Team 1/3, Opponents: 2/2
Sacks: C.Jordan 6.5, C.Young 5.0, C.Granderson 4.5, B.Bresee 2.5, N.Shepherd 2.0, P.Werner 2.0, A.Taylor 1.0, J.Williams 1.0, C.Rumph 1.0, I.Stalbird 1.0, J.Reid 0.5
Team: 27.0, Opponents: 35.0

Rushing	No.	Yds	Avg	Long	TD			
A.Kamara	131	471	3.6	18t	1			
K.Miller	47	193	4.1	18t	1			
D.Neal	50	178	3.6	21	1			
S.Rattler	31	167	5.4	15	0			
T.Shough	28	106	3.8	34t	2			
T.Hill	35	70	2.0	29	1			
E.Hull	6	19	3.2	5	0			
A.Estime	3	11	3.7	9	0			
M.Tipton	2	10	5.0	11	0			
R.Shaheed	2	5	2.5	5	0			
C.Olave	1	-3	-3.0	-3	0			
Team	336	1227	3.7	34t	6			
Opponents	413	1702	4.1	52	11			
Receiving	No.	Yds	Avg	Long	TD			
C.Olave	76	811	10.7	62t	5			
J.Johnson	58	614	10.6	52	3			
R.Shaheed	44	499	11.3	87t	2			
A.Kamara	33	186	5.6	26	0			
D.Vele	20	224	11.2	16	2			
B.Cooks	19	165	8.7	21	0			
D.Neal	16	100	6.3	18	0			
F.Moreau	6	54	9.0	16	0			
M.Tipton	6	42	7.0	10	0			
K.Miller	5	30	6.0	11	0			
J.Stoll	4	35	8.8	13t	1			
T.Hill	4	23	5.8	7	0			
Z.Mitchell-Paden	1	14	14.0	14	0			
D.Pettis	1	14	14.0	14	0			
E.Hull	1	6	6.0	6	0			
S.Rattler	1	0	0.0	0	0			
K.Austin	0	0	0.0	0	0			
Team	295	2817	9.5	87t	13			
Opponents	236	2554	10.8	53t	21			
Interceptions	No.	Yds	Avg	Long	TD			
K.McKinstry	3	0	0.0	0	0			
A.Taylor	2	21	10.5	11	0			
J.Reid	1	49	49.0	49t	1			
Q.Riley	1	0	0.0	0	0			
J.Sanker	1	0	0.0	0	0			
Team	8	70	8.8	49t	1			
Opponents	11	119	10.8	38	1			
Punting	No	Yds	Avg	Net	TB	In	Lg	B
K.Kroeger	46	2071	45.0	37.7	4	16	61	1
Team	47	2071	44.1	37.7	4	16	61	1
Opponents	39	1781	45.7	41.6	0	19	66	0
Punt Returns	Ret	FC	Yds	Avg	Long	TD		
R.Shaheed	10	10	129	12.9	40	0		
D.Pettis	7	5	30	4.3	11	0		
Team	17	15	159	9.4	40	0		
Opponents	20	10	219	11.0	95t	1		
Kickoff Returns	No.	Yds	Avg	Long	TD			
K.Miller	16	393	24.6	43	0			
M.Tipton	11	359	32.6	75	0			
D.Pettis	9	210	23.3	31	0			
V.Jones	8	183	22.9	30	0			
D.Neal	7	152	21.7	31	0			
R.Shaheed	1	29	29.0	29	0			
Team	52	1326	25.5	75	0			
Opponents	36	984	27.3	60	0			
Field Goals	1-19	20-29	30-39	40-49	50+			
B.Grupe	0/0	7/7	6/8	2/5	3/6			
C.Smyth	0/0	0/0	1/1	0/1	1/1			
Team	0/0	7/7	7/9	2/6	4/7			
Opponents	0/0	4/4	7/8	7/9	7/7			
Fumbles Lost: A.Kamara 2, S.Rattler 2, T.Shough 2, J.Johnson 1, R.Shaheed 1, C.Jordan 1								
Opponent Fumble Recoveries: P.Werner 2, J.Howden 1, J.Sanker 1, C.Jordan 1, D.Davis 1, C.Young 1								
Total: 9								
Total: 7								

Passing	Att	Cmp	Yds	Cmp%	Yds/Att	TD	TD%	Int	Int%	Long	Sack	Lost	Rating
S.Rattler	256	174	1586	68.0%	6.2	8	3.1%	5	2.0%	87t	18/	104	86.8
T.Shough	184	120	1212	65.2%	6.6	5	2.7%	5	2.7%	62t	17/	121	81.6
T.Hill	5	1	19	20.0%	3.8	0	0.0%	0	0.0%	19	0/	0	42.9
C.Olave	1	0	0	0.0%	0.0	0	0.0%	1	100.0%	0	0/	0	0.0
Team	446	295	2817	66.1%	6.3	13	2.9%	11	2.5%	87t	35/	225	83.0
Opponents	360	236	2554	65.6%	7.1	21	5.8%	8	2.2%	53t	28/	180	96.5

NEW ORLEANS SAINTS 2025 DEFENSIVE STATS

	Regular Defensive Plays											Special Teams					Miscellaneous			
Player	TKL	AST	TOT	SACK	YDS	TFL	QH	IN	PD	FF	FR	TKL	AST	FF	FR	BL	TKL	AST	FF	FR
Demario Davis	57	61	118	0	0	5	1	0	2	2	1	0	0	0	0	0	0	0	0	0
Pete Werner	42	27	69	2	1	4	3	0	5	0	2	0	0	0	0	0	0	0	0	0
Jonas Sanker	38	24	62	0	0	2	0	1	4	0	1	0	1	0	0	0	0	0	0	0
Justin Reid	33	27	60	0.5	5.5	1	1	1	4	0	0	0	0	0	0	0	0	0	0	0
Alontae Taylor	41	19	60	1	15	5	1	2	7	0	0	0	0	0	0	0	0	0	0	0
Kool-Aid McKinstry	46	12	58	0	0	3	0	3	10	0	0	0	0	0	0	0	0	0	0	0
Carl Granderson	29	14	43	4.5	19.5	8	6	0	3	0	0	0	0	0	0	0	0	0	0	0
Nathan Shepherd	18	21	39	2	21	3	10	0	0	0	0	0	0	0	0	1	0	0	0	0
Davon Godchaux	12	24	36	0	0	2	0	0	0	1	0	0	0	0	0	0	0	0	0	0
Bryan Bresee	14	19	33	2.5	13	4	8	0	4	1	0	0	0	0	0	1	0	0	0	0
Cameron Jordan	20	11	31	6.5	58.5	9	9	0	2	1	1	0	0	0	0	0	0	0	0	0
Chris Rumph II	17	12	29	1	5	1	3	0	1	1	0	5	6	0	0	0	0	0	0	0
Danny Stutsman	9	17	26	0	0	0	0	0	0	0	0	8	3	0	0	0	0	0	0	0
Quincy Riley	19	2	21	0	0	0	0	1	5	1	0	1	0	0	0	0	0	0	0	0
Jordan Howden	12	8	20	0	0	1	0	0	0	0	1	2	1	0	0	0	0	0	0	0
Chase Young	10	7	17	5	35.5	5	8	0	3	1	1	0	0	0	0	0	0	0	0	0
Isaac Yiadom	11	5	16	0	0	1	0	0	0	0	0	6	1	0	0	0	0	0	0	0
Jonathan Bullard	8	7	15	0	0	2	0	0	1	0	0	0	0	0	0	0	0	0	0	0
Terrell Burgess	5	9	14	0	0	0	0	0	3	0	0	3	3	0	0	0	0	0	0	0
Isaiah Stalbird	4	6	10	1	5	1	2	0	1	0	0	9	4	0	0	0	0	0	0	0
Julian Blackmon	4	3	7	0	0	0	0	0	1	0	0	0	0	0	0	0	0	0	0	0
Jonah Williams	3	4	7	1	6	2	3	0	0	0	0	0	0	0	0	0	0	0	0	0
Khristian Boyd	0	3	3	0	0	0	0	0	0	0	0	0	0	0	0	0	0	0	0	0
Vernon Broughton	0	3	3	0	0	0	0	0	0	0	0	0	0	0	0	0	0	0	0	0
John Ridgeway III	0	1	1	0	0	0	0	0	0	0	0	0	0	0	0	0	0	0	0	0
Blake Grupe	0	0	0	0	0	0	0	0	0	0	0	1	0	0	0	0	0	0	0	0
Jack Stoll	0	0	0	0	0	0	0	0	0	0	0	1	0	0	0	0	1	0	0	0
Jaylan Ford	0	0	0	0	0	0	0	0	0	0	0	4	3	0	0	0	0	0	0	0
Velus Jones Jr.	0	0	0	0	0	0	0	0	0	0	0	2	1	0	0	0	0	0	0	0
Eku Leota	0	0	0	0	0	0	0	0	0	0	0	1	1	0	0	0	0	0	0	0
Zach Wood	0	0	0	0	0	0	0	0	0	0	0	1	1	0	0	0	0	0	0	0
Michael Davis	0	0	0	0	0	0	0	0	0	0	0	2	1	0	0	0	0	0	0	0
Rejzohn Wright	0	0	0	0	0	0	0	0	0	0	0	0	1	0	0	0	0	0	0	0
Taliese Fuaga	0	0	0	0	0	0	0	0	0	0	0	0	0	0	0	0	1	0	0	0
Taysom Hill	0	0	0	0	0	0	0	0	0	0	0	1	0	0	0	0	0	0	0	2
Alvin Kamara	0	0	0	0	0	0	0	0	0	0	0	0	0	0	0	0	1	0	0	0
Erik McCoy	0	0	0	0	0	0	0	0	0	0	0	0	0	0	0	0	0	0	0	1
Devin Neal	0	0	0	0	0	0	0	0	0	0	0	0	0	0	0	0	1	0	0	0
Chris Olave	0	0	0	0	0	0	0	0	0	0	0	0	0	0	0	0	1	0	0	0
Dillon Radunz	0	0	0	0	0	0	0	0	0	0	0	0	0	0	0	0	1	0	0	0
Spencer Rattler	0	0	0	0	0	0	0	0	0	0	0	0	0	0	0	0	1	0	0	1
Tyler Shough	0	0	0	0	0	0	0	0	0	0	0	0	0	0	0	0	1	0	0	0
Devaughn Vele	0	0	0	0	0	0	0	0	0	0	0	0	0	0	0	0	1	0	0	0
Rashid Shaheed	0	0	0	0	0	0	0	0	0	0	0	0	0	0	0	0	1	0	0	0
Totals	452	346	798	27	185	59	55	8	56	8	7	47	27	0	0	2	8	0	0	4

Defense: TKL: tackle, AST: assist, TOT: total, INT: interception, PD: pass defense, FF: forced fumble, FR: fumble recovery

Special Teams: BL: kicks blocked.

2025 NEW ORLEANS SAINTS GAME PARTICIPATION CHART

DATE PLAYER	9/7	9/14	9/21	9/28	10/5	10/12	10/19	10/26	11/2	11/9	11/23	11/30	12/7	12/14	12/21	12/28	1/4	Regular Season
	ARZ	SF	@SEA	@BUF	NYG	NE	@CHI	TB	@LAR	@CAR	ATL	@MIA	@TB	CAR	NYJ	@TEN	@ATL	GP-GS-DNP-IA
Amadi, Ugo	PL	PL	PL	PL	PL	IA	IA	IA	IA	IA	IA	IA	PL					6-0-0-7
Austin Jr., Kevin	PS	PS	PL	PS	PS	PS	PS	PS	PS	PS	PS	PL	PL					4-0-0-0
Banks Jr., Kelvin	LT	LT	LT	LT	LT	LT	LT	LT	LT	LT	LT	LT	LT					13-13-0-0
Beanum, Dalys	PS	PS	PS	PS	PS	PS	PS	PS	PS	PS	PS	PS	PS					0-0-0-0
Bell, Ronnie	XXX	XXX	XXX	XXX	XXX	PS	PS	PS	PS	PS	PS	PS	PS					0-0-0-0
Blackmon, Julian	FS	IR	IR	IR	IR	IR	IR	IR	IR	IR	IR	IR	IR					1-1-0-0
Boyd, Khristian	IA	IA	IA	PL	IA	IA	PL	IA	IA	IA	IA	IA	IA					2-0-0-11
Bresee, Bryan	DT	DT	DT	DT	DT	DT	DT	DT	DT	DT	DT	DT	DT					13-13-0-0
Broughton, Vernon	IA	PL	IR	IR	IR	IR	IR	IR	IR	IR	IR	IR	IR					1-0-0-1
Bullard, Jonathan	PL	IA	PL	IA	PL	PL	PL	PL	DT	DT	DT	DT	PL					11-4-0-2
Burgess, Terrell	PS	PL	PL	S	PL	PL	PL	PL	PL	PL	PL	PL	PL					11-1-0-0
Cooks, Brandin	PL	PL	PL	WR	PL	PL	WR	PL	PL	WR	XXX	XXX	XXX					10-3-0-0
Davis, Demario	LB	LB	LB	LB	LB	LB	LB	LB	LB	LB	LB	LB	LB					13-13-0-0
Davis, Michael	XXX	XXX	XXX	XXX	XXX	PL	PL	PL	PL	PL	PL	PL	PL					8-0-0-0
Davison, Elliott	PS	PS	PS	PS	PS	PS	PS	PS	PS	PS	PS	PS	PS					0-0-0-0
Dekkers, Hunter	XXX	PS	PS	IR	IR	IR	IR	IR	IR	IR	IR	IR	IR					0-0-0-0
Diggs, Fadil	PL	PL	PL	PL	PS	PS	PS	PS	PS	PS	PS	PS	PS					4-0-0-0
Estime, Audric	XXX	XXX	XXX	XXX	XXX	XXX	XXX	PS	PS	PL	IA	PL	PL					3-0-0-1
Ford, Jaylan	PL	PL	PL	PL	PL	PL	PL	PL	PL	PL	PL	PL	PL					13-0-0-0
Fortner, Luke	PL	PL	PL	PL	PL	PL	PL	C	C	C	C	C	C					13-6-0-0
Fuaga, Taliese	RT	RT	IA	RT	RT	RT	RT	RT	RT	IA	IA	RT	IA					9-9-0-4
Godchaux, Davon	DT	DT	DT	DT	DT	DT	DT	DT	DT	DT	DT	DT	PL					13-12-0-0
Granderson, Carl	EDGE	EDGE	EDGE	EDGE	EDGE	PL	PL	EDGE	PL	PL	PL	PL	PL					13-6-0-0
Grupe, Blake	K	K	K	K	K	K	K	K	K	K	K	XXX	XXX					11-0-0-0
Haener, Jake	XXX	PS	PS	PS	PS	PS	PS	PS	PS	PS	PS	PS	PS					0-0-0-0
Hill, Taysom	PUP	PUP	PUP	PUP	PL	PL	PL	PL	TE	PL	PL	TE	PL					9-2-0-0
Howden, Jordan	IA	PL	PL	PL	PL	PL	PL	PL	PL	PL	PL	PL	SS					12-1-0-1
Hull, Evan	XXX	XXX	XXX	XXX	XXX	XXX	XXX	XXX	PS	PS	PS	PL	PL					2-0-0-0
Izzard, Coziah	PS	PS	PS	PS	PS	PS	PS	PS	XXX	PS	PS	PS	PS					0-0-0-0
Johnson, Juwan	TE	TE	TE	TE	TE	TE	TE	PL	PL	PL	PL	PL	PL					13-7-0-0
Jones Jr., Velus	PL	PL	PL	PL	PL	PS	PS	XXX	XXX	XXX	XXX	XXX	XXX					5-0-0-0
Jordan, Cameron	EDGE	EDGE	EDGE	EDGE	EDGE	EDGE	EDGE	EDGE	EDGE	EDGE	EDGE	EDGE	EDGE					13-13-0-0
Kamara, Alvin	RB	RB	RB	RB	RB	RB	RB	RB	RB	RB	RB	RB	IA					11-11-0-2
Kilty, Easton	PS	PS	PS	PS	PS	PS	PS	PS	PS	PS	PS	PS	PS					0-0-0-0
Kroegeer, Kai	P	P	P	P	P	P	P	P	P	P	P	P	P					13-0-0-0
Laumea, Sataoa	XXX	XXX	PS	PS	PS	XXX	XXX	XXX	XXX	XXX	XXX	XXX	XXX					0-0-0-0
Loota, Eku	PS	PS	PS	PS	PS	PL	PS	PS	PL	PS	PS	PS	PS					3-0-0-0
Matavao, Moliki	PL	PL	XXX	PL	XXX	PS	PS	PS	PL	PS	PS	PS	PS					3-0-0-0
McCoy, Erik	C	C	C	C	C	C	C	IR	IR	IR	IR	IR	IR					7-7-0-0
McKinstry, Kool-Aid	CB	CB	CB	CB	CB	CB	CB	CB	CB	CB	CB	CB	CB					13-13-0-0
Mellott, Tommy	PS	PS	PS	PS	PS	XXX	XXX	XXX	XXX	XXX	XXX	XXX	XXX					0-0-0-0
Miller, Kendre	PL	PL	PL	PL	PL	PL	PL	IR	IR	IR	IR	IR	IR					7-0-0-0
Mitchell-Paden, Zaire	XXX	XXX	XXX	XXX	XXX	XXX	XXX	IA	IA	PL	PL	IA	IA					8-1-0-4
Moreau, Foster	PUP	PUP	PUP	PUP	TE	PL	PL	TE	TE	TE	TE	TE	TE					9-7-0-0
Neal, Devin	PL	DNP	IA	IA	IA	PL	PL	PL	PL	PL	PL	RB	RB					9-2-1-3
Nelson, Garrett	PS	PS	PS	PS	PS	XXX	XXX	XXX	XXX	XXX	XXX	XXX	XXX					0-0-0-0
Olave, Chris	WR	WR	WR	WR	WR	WR	WR	WR	WR	WR	WR	WR	WR					13-13-0-0
Palmer, Trey	IA	IA	IA	IA	IR	IR	IR	IR	IR	IR	IR	IR	IR					0-0-0-4
Penning, Trevor	IA	IA	DNP	LG	LG	LG	LG	LG	XXX	XXX	XXX	XXX	XXX					6-6-1-2
Pettis, Dante	XXX	XXX	XXX	XXX	PS	PS	PS	PS	PS	PL	PL	PL	PL					4-0-0-0
Price, Jayden	PS	PS	PS	PS	PS	PS	PS	PS	PS	PS	PS	PS	PS					0-0-0-0
Radunz, Dillon	LG	LG	IA	IA	PL	PL	PL	PL	PL	LG	LG	LG	LG					11-6-0-2
Rattler, Spencer	QB	QB	QB	QB	QB	QB	QB	QB	DNP	DNP	DNP	DNP	DNP					8-8-5-0
Reid, Justin	SS	SS	SS	SS	SS	SS	SS	SS	SS	SS	SS	SS	IA					12-12-0-1
Richards, Asim	PL	PL	RT	PL	PL	PL	PL	PL	RT	RT	RT	PL	RT					13-4-0-0
Ridgeway III, John	IR	IR	IR	IR	IR	IR	IR	PL	IA	IA	IA	IA	IA					1-0-0-5
Riley, Quincy	PL	PL	PL	PL	PL	CB	CB	PL	PL	PL	PL	PL	CB					13-3-0-0
Ruiz, Cesar	RG	RG	RG	RG	IA	RG	RG	RG	RG	RG	RG	RG	RG					12-12-0-1
Rumph II, Chris	PL	PL	PL	PL	PL	PL	PL	PL	PL	PL	PL	PL	PL					13-0-0-0
Sanker, Jonas	PL	FS	FS	FS	FS	FS	FS	FS	FS	FS	FS	FS	FS					13-12-0-0
Sewell, Nephi	PS	PS	PS	PL	PS	PL	PL	PS	PS	PS	PS	PS	PS					3-0-0-0
Shaheed, Rashid	WR	WR	WR	WR	WR	WR	WR	WR	WR	XXX	XXX	XXX	XXX					9-9-0-0
Shepherd, Nathan	DT	DT	DT	DT	DT	PL	PL	DT	PL	PL	PL	PL	DT					13-7-0-0
Sherman, William	XXX	XXX	PS	PS	PS	PS	PS	PS	PS	PL	PL	PS	PS					2-0-0-0
Shough, Tyler	DNP	DNP	PL	DNP	DNP	DNP	DNP	PL	QB	QB	QB	QB	QB					7-5-6-0
Simpkins III, Torricelli	PL	PL	LG	PL	RG	IA	IA	PL	PL	PL	PL	PL	PL					11-2-0-2
Smyth, Charlie	PS	PS	PS	PS	PS	PS	PS	PS	PS	PS	PS	PL	PL					2-0-0-0
Stalbird, Isaiah	PL	PL	PL	PL	PL	PL	PL	PL	PL	PL	PL	PL	PL					13-0-0-0
Stoll, Jack	TE	PL	TE	PL	PL	PL	PL	PL	PL	IA	PL	PL	TE					12-3-0-1
Stutsman, Danny	PL	PL	PL	PL	PL	PL	PL	PL	PL	PL	PL	PL	PL					13-0-0-0
Taylor, Alontae	PL	CB	CB	CB	CB	CB	CB	CB	CB	CB	CB	CB	CB					13-12-0-0
Tipton, Mason	PL	DNP	PL	PL	PL	PL	PL	PL	PL	PL	PL	WR	PL					12-2-1-0
Truss, Xavier	IA	IA	PL	IA	IA	IA	IA	IA	IA	PL	PL	PL	PL					6-0-0-7
Vele, Devaughn	PL	WR	IA	PL	PL	WR	PL	WR	PL	WR	WR	WR	PL					12-6-0-1
Welch, Treyton	PS	PS	PL	PS	PS	PS	PS	PS	PS	PS	PS	PS	PS					1-0-0-0
Werner, Pete	LB	LB	LB	PL	LB	LB	LB	PL	LB	LB	LB	LB	LB					13-11-0-0
Wesley, Barry	IR	IR	IR	IR	IR	IR	IR	IR	IR	IR	IR	IA	PS					0-0-0-1
Williams, Jonah	PL	PL	PL	PL	PL	PL	IA	IA	PL	PL	PL	PL	PL					11-0-0-2
Wood, Zach	LS	LS	LS	LS	LS	LS	LS	LS	LS	LS	LS	LS	LS					13-0-0-0
Wilson Jr., Cedrick	PS	PS	XXX	PS	XXX	XXX	XXX	XXX	XXX	XXX	XXX	XXX	XXX					0-0-0-0
Wright, Rejzohn	PL	IA	PL	IA	IA	IA	IA	IA	IA	IA	IA	IA	IA					2-0-0-11
Yiadam, Isaac	CB	PL	PL	PL	IA	IA	IA	PL	PL	PL	PL	PL	PL					10-1-0-3
York, Cade	XXX	XXX	XXX	XXX	XXX	XXX	XXX	XXX	XXX	XXX	XXX	PS	PS					0-0-0-0
Young, Chase	IA	IA	IA	IA	IA	EDGE	EDGE	EDGE	EDGE	EDGE	EDGE	EDGE	EDGE					8-8-0-5

LEGEND

DNP=Did Not Play
 IA=Inactive
 IR=Injured Reserve
 PL=Played
 PS=Practice Squad
 RC=Reserve/COVID
 OP=Opt Out
 RS=Reserve/Suspended
 SUSP=Suspension
 XXX=Not With Team

2025 NEW ORLEANS SAINTS OFFENSIVE SNAPS CHART

	DATE OPPONENT PLAYS	9/7	9/14	9/21	9/28	10/5	10/12	10/19	10/26	11/2	11/9	11/23	11/30	12/7	TOTAL PLAYS	PCT. PLAYED
		ARZ	SF	@SEA	@BUF	NYG	NE	@CHI	TB	@LAR	@CAR	ATL	@MIA	@TB		
		75	71	73	67	66	56	56	72	41	68	80	72	58		
QB	Spencer Rattler	75	71	70	67	62	55	56	33	0	0	0	0	0	489	57.2%
	Tyler Shough	0	0	3	0	0	0	0	39	37	56	76	71	58	340	39.8%
	Taysom Hill	PUP	PUP	PUP	PUP	9	12	9	5	9	25	26	12	24	131	15.3%
RB	Alvin Kamara	59	61	54	49	37	35	47	37	24	43	11	IA	IA	457	53.5%
	Devin Neal	7	0	IA	IA	IA	0	7	33	16	24	59	59	41	246	28.8%
	Kendre Miller	11	11	20	21	26	22	2	IR	IR	IR	IR	IR	IR	113	13.2%
	Evan Hull	XXX	XXX	XXX	XXX	XXX	XXX	XXX	XXX	PS	PS	PS	13	7	20	2.3%
	Audric Estime	XXX	XXX	XXX	XXX	XXX	XXX	XXX	PS	PS	3	IA	0	10	13	1.5%
	Velus Jones Jr.	0	0	0	1	1	PS	IA	XXX	XXX	XXX	XXX	XXX	XXX	2	0.2%
WR	Chris Olave	64	71	62	57	48	49	47	67	36	37	64	63	54	719	84.1%
	Rashid Shaheed	64	50	54	47	44	34	43	56	34	XXX	XXX	XXX	XXX	426	49.8%
	Brandin Cooks	57	48	51	60	30	36	39	44	23	34	XXX	XXX	XXX	422	49.4%
	Devaughn Vele	17	24	IA	4	25	18	15	37	12	59	71	63	54	399	46.7%
	Mason Tipton	0	0	9	5	9	2	6	4	2	23	56	61	26	203	23.7%
	Kevin Austin Jr.	PS	PS	22	PS	PS	PS	PS	PS	PS	PS	10	5	2	39	4.6%
	Dante Pettis	XXX	XXX	XXX	XXX	PS	PS	PS	PS	PS	0	6	3	2	11	1.3%
TE	Juwan Johnson	74	68	66	60	56	40	40	55	29	34	62	52	31	667	78.0%
	Foster Moreau	PUP	PUP	PUP	PUP	23	20	13	13	15	42	23	27	26	202	23.6%
	Jack Stoll	18	18	23	24	25	12	12	9	9	IA	9	3	13	175	20.5%
	Zaire Mitchell-Paden	XXX	XXX	XXX	XXX	XXX	XXX	XXX	IA	IA	26	7	IA	IA	33	3.9%
	Moliki Matavao	1	4	XXX	6	XXX	PS	PS	PS	PS	PS	PS	PS	PS	11	1.3%
	Treyton Welch	PS	PS	4	PS	PS	PS	PS	PS	PS	PS	PS	PS	PS	4	0.5%
T	Kelvin Banks Jr.	75	71	73	67	66	52	56	72	41	68	80	72	58	851	99.5%
	Taliese Fuaga	46	71	IA	67	66	56	56	72	39	IA	IA	72	IA	545	63.7%
	Asim Richards	32	0	73	0	0	4	0	0	2	68	80	0	40	299	35.0%
	Barry Wesley	IR	IR	IR	IR	IR	IR	IR	IR	IR	IR	IR	IA	PS	0	0.0%
G	Cesar Ruiz	75	71	73	28	IA	56	56	72	35	68	80	72	58	744	87.0%
	Dillon Radunz	75	71	IA	IA	0	0	0	0	6	68	80	72	58	430	50.3%
	Trevor Penning	IA	IA	IA	67	66	56	56	72	41	XXX	XXX	XXX	XXX	358	41.9%
	Torricelli Simpkins III	0	0	73	39	66	IA	IA	0	0	0	0	0	0	178	20.8%
	William Sherman	XXX	XXX	PS	PS	PS	PS	PS	PS	PS	2	0	0	18	20	2.3%
	Xavier Truss	IA	IA	0	IA	IA	IA	IA	IA	0	0	0	0	0	0	0.0%
C	Erik McCoy	75	71	70	67	66	56	44	IR	IR	IR	IR	IR	IR	449	52.5%
	Luke Fortner	0	0	3	1	1	1	12	72	41	68	80	72	58	409	47.8%

[illegible]

2025 NEW ORLEANS SAINTS GAME-BY-GAME STARTERS

OFFENSE

Date	Opp.	WR	LT	LG	C	RG	RT	TE	WR	QB	RB	TE
9/7	ARZ	Olave	Banks Jr.	Radunz	McCoy	Ruiz	Fuaga	Johnson	Shaheed	Rattler	Kamara	Stoll
9/14	SF	Olave	Banks Jr.	Radunz	McCoy	Ruiz	Fuaga	Johnson	Shaheed	Rattler	Kamara	Vele (WR)
9/21	@SEA	Olave	Banks Jr.	Simpkins III	McCoy	Ruiz	Richards	Johnson	Shaheed	Rattler	Kamara	Stoll
9/28	@BUF	Olave	Banks Jr.	Penning	McCoy	Ruiz	Fuaga	Johnson	Shaheed	Rattler	Kamara	Cooks (WR)
10/5	NYG	Olave	Banks Jr.	Penning	McCoy	Simpkins III	Fuaga	Johnson	Shaheed	Rattler	Kamara	Moreau
10/12	NE	Olave	Banks Jr.	Penning	McCoy	Ruiz	Fuaga	Johnson	Shaheed	Rattler	Kamara	Vele (WR)
10/19	@CHI	Olave	Banks Jr.	Penning	McCoy	Ruiz	Fuaga	Johnson	Shaheed	Rattler	Kamara	Cooks (WR)
10/26	TB	Olave	Banks Jr.	Penning	Fortner	Ruiz	Fuaga	Moreau	Shaheed	Rattler	Kamara	Vele (WR)
11/2	@LAR	Olave	Banks Jr.	Penning	Fortner	Ruiz	Fuaga	Moreau	Shaheed	Shough	Kamara	Hill
11/9	@CAR	Olave	Banks Jr.	Radunz	Fortner	Ruiz	Richards	Moreau	Vele	Shough	Kamara	Cooks (WR)
11/23	ATL	Olave	Banks Jr.	Radunz	Fortner	Ruiz	Richards	Moreau	Vele	Shough	Kamara	Tipton (WR)
11/30	@MIA	Olave	Banks Jr.	Radunz	Fortner	Ruiz	Fuaga	Moreau	Vele	Shough	Neal	Hill
12/7	@TB	Olave	Banks Jr.	Radunz	Fortner	Ruiz	Richards	Moreau	Tipton	Shough	Neal	Stoll

DEFENSE

Date	Opp.	EDGE	DL	DL	DL	EDGE	LB	LB	CB	S	S	CB
9/7	ARZ	Jordan	Bresee	Godchaux	Shepherd	Granderson	Davis	Werner	McKinstry	Blackmon	Reid	Yiadom
9/14	SF	Jordan	Bresee	Godchaux	Shepherd	Granderson	Davis	Werner	McKinstry	Sanker	Reid	Taylor
9/21	@SEA	Jordan	Bresee	Godchaux	Shepherd	Granderson	Davis	Werner	McKinstry	Sanker	Reid	Taylor
9/28	@BUF	Jordan	Bresee	Godchaux	Shepherd	Granderson	Davis	Burgess (S)	McKinstry	Sanker	Reid	Taylor
10/5	NYG	Jordan	Bresee	Godchaux	Shepherd	Granderson	Davis	Werner	McKinstry	Sanker	Reid	Taylor
10/12	NE	Jordan	Bresee	Godchaux	Riley (CB)	Young	Davis	Werner	McKinstry	Sanker	Reid	Taylor
10/19	@CHI	Jordan	Bresee	Godchaux	Riley (CB)	Young	Davis	Werner	McKinstry	Sanker	Reid	Taylor
10/26	TB	Jordan	Bresee	Godchaux	Shepherd	Young	Davis	Granderson (EDGE)	McKinstry	Sanker	Reid	Taylor
11/2	@LAR	Jordan	Bresee	Godchaux	Bullard	Young	Davis	Werner	McKinstry	Sanker	Reid	Taylor
11/9	@CAR	Jordan	Bresee	Godchaux	Bullard	Young	Davis	Werner	McKinstry	Sanker	Reid	Taylor
11/23	ATL	Jordan	Bresee	Godchaux	Bullard	Young	Davis	Werner	McKinstry	Sanker	Reid	Taylor
11/30	@MIA	Jordan	Bresee	Godchaux	Bullard	Young	Davis	Werner	McKinstry	Sanker	Reid	Taylor
12/7	@TB	Jordan	Bresee	Shepherd	Riley (CB)	Young	Davis	Werner	McKinstry	Sanker	Howden	Taylor

INACTIVES

Date	Opp.	Inactive	Inactive	Inactive	Inactive	Inactive	Inactive	Inactive
9/7	ARZ	Palmer	Howden	Penning	Truss	Broughton	Boyd	C. Young
9/14	SF	Palmer	Wright	Penning	Truss	Boyd	Bullard	C. Young
9/21	@SEA	Vele	Palmer	Neal	Fuaga	Radunz	Boyd	C. Young
9/28	@BUF	Palmer	Neal	Wright	Truss	Radunz	Bullard	C. Young
10/5	NYG	Neal	Yiadom	Ruiz	Truss	Boyd	C. Young	--
10/12	NE	Amadi	Wright	Yiadom	Simpkins III	Truss	Boyd	--
10/19	@CHI	Amadi	Wright	Yiadom	Williams	Simpkins III	Truss	--
10/26	TB	Amadi	Wright	Williams	Truss	Mitchell-Paden	Boyd	--
11/2	@LAR	Amadi	Wright	Truss	Mitchell-Paden	Ridgeway III	Boyd	--
11/9	@CAR	Amadi	Wright	Fuaga	Stoll	Ridgeway III	Boyd	--
11/23	ATL	Amadi	Wright	Estime	Fuaga	Ridgeway III	Boyd	--
11/30	@MIA	Amadi	Wright	Kamara	Wesley	Mitchell-Paden	Ridgeway III	Boyd
12/7	@TB	Reid	Wright	Kamara	Fuaga	Mitchell-Paden	Ridgeway III	Boyd

2025 NEW ORLEANS SAINTS GAME-BY-GAME

SAINTS																																									
			First Downs			Offense			Net Rushing			Net Passing										Fumbles	Penalties	Punts			Returns					TD's			PAT	FG	2P	TOT			
Date	Opp.	Pts	T	R	Pa	Pe	Att	Yards	Avg.	Att	Yards	Avg.	C	A	Yds	YPA	TD	Int	Sk	Yds	#	Lst	#	Yds	#	Yds	Avg.	P	Yds	KO	Yds	Int	Yds	Ru	Pa	Ret	M/A	M/A	M/A		
9/7	ARZ	13	21	5	12	4	69	315	4.6	22	107	4.9	27	46	208	4.5	0	0	1	6	0	0	13	89	4	202	50.5	2	18	5	128	0	0	1	0	0	1/1	2/3	0/0	26/14	
9/14	SF	21	21	6	12	3	67	307	4.6	30	121	4.0	25	34	186	5.0	3	0	3	21	2	1	7	45	4	171	42.8	2	23	3	82	0	0	0	0	3	0	3/3	0/1	0/0	29/15
9/21	@SEA	13	21	4	12	5	70	284	4.0	27	79	3.0	28	41	205	5.0	1	1	2	13	0	0	11	77	6	243	40.5	1	40	8	182	0	0	0	0	1	0	1/1	2/3	0/0	32/16
9/28	@BUF	19	22	14	7	1	65	298	4.6	34	189	5.6	18	28	109	3.5	1	1	3	17	1	0	4	41	3	142	47.3	1	10	5	134	1	0	1	1	0	1/1	2/2	0/1	28/39	
10/5	NYG	26	18	5	10	3	61	332	5.4	30	88	2.9	21	31	244	7.9	1	0	0	0	0	0	7	43	2	83	41.5	0	0	2	27	2	0	0	1	1	2/2	4/6	0/0	28/10	
10/12	NE	19	17	7	7	3	51	286	5.8	23	73	3.2	20	28	223	8.0	0	0	2	4	1	1	8	67	2	70	35.0	2	21	4	89	0	0	1	0	0	1/1	4/4	0/0	28/16	
10/19	@CHI	14	16	3	9	4	53	253	4.8	17	44	2.6	20	32	209	5.8	2	3	4	24	1	1	5	30	3	127	42.3	0	0	5	116	1	0	0	2	0	2/2	0/1	0/0	23/41	
10/26	TB	3	17	4	13	0	71	275	3.9	15	48	3.2	32	51	227	4.1	0	2	5	37	2	2	8	40	3	121	40.3	1	8	6	142	0	0	0	0	0	0/0	1/1	0/0	27/94	
11/2	@LAR	10	10	1	8	1	40	224	5.6	14	57	4.1	15	25	167	6.4	1	1	1	9	1	1	5	33	4	184	46.0	1	9	1	29	0	0	0	1	0	1/1	1/1	0/0	16/97	
11/9	@CAR	17	17	8	9	0	67	388	5.8	37	122	3.3	19	28	266	8.9	2	0	2	16	1	1	6	60	4	177	44.3	2	8	1	31	1	11	0	2	0	2/2	1/1	0/0	33/21	
11/23	ATL	10	21	8	11	2	78	293	3.8	28	79	2.8	30	45	214	4.3	0	1	5	29	2	1	4	38	3	106	35.3	3	10	3	123	1	49	0	0	1	1/1	1/3	0/0	32/51	
11/30	@MIA	17	20	6	12	2	69	294	4.3	27	81	3.0	26	38	213	5.1	2	1	4	26	1	1	6	45	6	293	48.8	2	12	4	105	1	0	0	2	0	0/0	1/1	1/2	29/52	
12/7	@TB	23	16	7	9	0	55	260	4.7	32	139	4.3	13	20	121	5.3	3	1	3	23	1	0	10	82	3	152	50.7	0	0	5	138	1	10	3	0	0	3/3	1/2	0/0	27/48	
Totals		205	237	78	131	28	816	3819	4.7	336	1227	3.7	294	445	2592	5.8	16	11	35	225	13	9	94	688	47	2071	44.1	17	159	52	1326	8	70	6	13	2	18/19	20/29	1/3	334/55	

OPPONENTS																																												
			First Downs			Offense			Net Rushing			Net Passing										Fumbles		Penalties		Punts			Returns					TD's			PAT		FG		2P		TOT	
Date	Opp.	Pts	T	R	Pa	Pe	Att	Yards	Avg.	Att	Yards	Avg.	C	A	Yds	YPA	TD	Int	Sk	Yds	#	Lst	#	Yds	#	Yds	Avg.	P	Yds	KO	Yds	Int	Yds	Ru	Pa	Ret	M/A	M/A	M/A	M/A				
9/7	ARZ	20	19	5	11	3	61	276	4.5	27	146	5.4	21	29	130	4.5	2	0	5	33	0	0	0	0	4	188	47.0	3	30	3	73	0	0	0	2	0	2/2	2/3	0/0	33/46				
9/14	SF	26	23	5	15	3	68	344	5.1	26	77	3.0	26	39	267	6.4	3	0	3	12	2	1	5	40	4	173	43.3	1	1	2	47	0	0	0	3	0	2/3	2/2	0/0	30/45				
9/21	@SEA	44	22	7	11	4	54	320	5.9	33	87	2.6	16	21	233	11.1	2	0	0	0	1	1	8	70	2	92	46.0	3	114	2	92	1	0	2	2	1	5/5	3/3	0/0	27/44				
9/28	@BUF	31	20	9	10	1	57	356	6.2	32	165	5.2	16	22	191	7.6	2	1	3	18	0	0	11	55	2	83	41.5	1	6	4	95	1	4	2	2	0	4/4	1/1	0/0	31/21				
10/5	NYG	14	23	11	10	2	70	335	4.8	29	136	4.7	26	40	199	4.9	2	2	1	3	3	3	8	95	2	75	37.5	0	0	5	160	0	0	0	2	0	2/2	0/0	0/0	31/50				
10/12	NE	25	19	5	12	2	58	333	5.7	31	73	2.4	18	26	260	9.6	3	0	1	1	2	0	11	65	3	144	48.0	1	6	5	129	0	0	0	3	0	2/2	1/1	1/1	31/44				
10/19	@CHI	26	23	10	13	0	67	386	5.8	40	222	5.6	15	26	164	6.1	0	1	1	8	2	0	10	92	3	129	43.0	2	18	2	47	3	48	2	0	0	2/2	4/4	0/0	36/19				
10/26	TB	23	14	5	8	1	56	212	3.8	29	88	3.0	15	24	124	4.6	0	0	3	28	2	1	4	25	3	151	50.3	1	8	2	50	1	3	1	0	1	2/2	3/3	0/0	32/56				
11/2	@LAR	34	30	13	14	3	77	438	5.7	43	171	4.0	24	32	267	7.9	4	0	2	14	0	0	3	32	2	100	50.0	2	11	0	0	1	7	1	4	0	4/5	0/1	0/0	43/53				
11/9	@CAR	7	13	5	6	2	50	175	3.5	23	73	3.2	17	25	102	3.8	0	2	2	22	1	1	1	5	4	204	51.0	2	15	4	108	0	0	1	0	0	1/1	0/1	0/0	26/39				
11/23	ATL	24	13	6	7	0	55	302	5.5	29	121	4.2	16	23	181	7.0	2	1	3	18	1	0	9	82	5	210	42.0	1	5	3	99	1	0	0	2	0	1/1	3/3	1/1	27/99				
11/30	@MIA	21	16	8	8	0	59	298	5.1	32	164	5.1	12	23	134	5.0	0	1	4	23	1	0	3	15	4	201	50.3	1	5	2	45	1	38	1	0	0	1/1	4/4	0/0	30/98				
12/7	@TB	20	19	11	4	4	69	301	4.4	39	179	4.6	13	30	122	4.1	1	1	0	0	1	0	7	49	1	31	31.0	2	0	2	39	1	19	1	1	0	2/2	2/2	0/0	32/12				
Totals		315	254	100	129	25	801	4076	5.1	413	1702	4.1	235	360	2374	6.6	21	9	28	180	16	7	80	625	39	1781	45.7	20	219	36	984	10	119	11	21	2	28/30	24/26	2/2	385/55				

2025 NEW ORLEANS SAINTS & OPPONENT TEAM HIGHS

NEW ORLEANS SAINTS					
Category	High			Low	
POINTS	26	vs. NY Giants (10/5)		3	vs. Tampa Bay (10/27)
TOTAL FIRST DOWNS	22	at Buffalo (9/28)		10	at LAR (11/2)
RUSHING FIRST DOWNS	14	at Buffalo (9/28)		1	at LAR (11/2)
PASSING FIRST DOWNS	13	vs. Tampa Bay (10/27)		7	2x, Last vs NE (10/12)
PENALTY FIRST DOWNS	5	at Seattle (9/21)		0	3x, Last at TB (12/7)
3RD DOWN CONVERSIONS	8	2x, Last at CAR (11/9)		2	at LAR (11/2)
4TH DOWN CONVERSIONS	2	3x, Last vs. ATL (11/23)		0	7x, Last at TB (12/7)
TOTAL NET YARDS	388	at Carolina (11/9)		224	at LAR (11/2)
TOTAL PLAYS	78	vs. Atlanta (11/23)		40	at LAR (11/2)
NET RUSHING YARDS	189	at Buffalo (9/28)		44	at Chicago (10/19)
RUSHING ATTEMPTS	37	at Carolina (11/9)		14	at LAR (11/2)
NET PASSING YARDS	266	at Carolina (11/9)		109	at Buffalo (9/28)
PASS ATTEMPTS	51	vs. Tampa Bay (10/27)		20	at Tampa Bay (12/7)
PASS COMPLETIONS	32	vs. Tampa Bay (10/27)		13	at Tampa Bay (12/7)
INTERCEPTIONS	3	at Chicago (10/19)		0	5x, Last at CAR (11/9)
TIMES SACKED	5	2x, Last vs. ATL (11/23)		0	2x, Last vs. NYG (10/5)
PUNTS	6	2x, Last at MIA (11/30)		2	2x, Last vs. NE (10/12)
PENALTIES	13	vs. Arizona (9/7)		4	2x, Last vs. ATL (11/23)
PENALTY YARDS	89	vs. Arizona (9/7)		30	at Chicago (10/19)
FUMBLES	2	3x, Last vs. ATL (11/23)		0	3x, Last vs. NYG (10/5)
FUMBLES LOST	2	vs. Tampa Bay (10/27)		0	4x, Last at TB (12/7)
TOUCHDOWNS	3	2x, Last at TB (12/7)		0	vs. Tampa Bay (10/27)
RUSHING TDs	3	at Tampa Bay (12/7)		0	9x, Last at MIA (11/30)
PASSING TDs	3	vs. San Francisco (9/14)		0	5x, Last at TB (12/7)
RETURN TDs	1	2x, Last vs. ATL (11/23)		0	11x, Last at TB (12/7)
TIME OF POSSESSION	33:21	at Carolina (11/9)		16:07	at LAR (11/2)

OPPONENTS					
Category	High			Low	
POINTS	44	at Seattle (9/21)		7	at Carolina (11/9)
TOTAL FIRST DOWNS	30	at LAR (11/2)		13	2x, Last vs. ATL (11/23)
RUSHING FIRST DOWNS	13	2x, Last at LAR (11/2)		5	3x, Last at CAR (11/9)
PASSING FIRST DOWNS	15	vs. San Francisco (9/14)		4	at Tampa Bay (12/7)
PENALTY FIRST DOWNS	11	at Buffalo (9/28)		0	2x, Last at MIA (11/30)
3RD DOWN CONVERSIONS	8	vs. San Francisco (9/14)		3	5x, Last at TB (12/7)
4TH DOWN CONVERSIONS	3	vs. NY Giants (10/5)		0	6x, Last at MIA (11/30)
TOTAL NET YARDS	438	at LAR (11/2)		175	at Carolina (11/9)
TOTAL PLAYS	77	at LAR (11/2)		50	at Carolina (11/9)
NET RUSHING YARDS	222	at Chicago (10/19)		73	2x, Last at CAR (11/9)
RUSHING ATTEMPTS	43	at LAR (11/2)		23	at Carolina (11/9)
NET PASSING YARDS	267	2x, Last at LAR (11/2)		102	at Carolina (11/9)
PASS ATTEMPTS	40	vs. NY Giants (10/5)		23	2x, Last at MIA (11/30)
PASS COMPLETIONS	26	2x, Last vs. NYG (10/5)		12	at Miami (11/30)
INTERCEPTIONS	2	vs. NY Giants (10/5)		0	5x, Last at LAR (11/2)
TIMES SACKED	5	vs. Arizona (9/7)		0	2x, Last at TB (12/7)
PUNTS	5	vs. Atlanta (11/23)		1	at Tampa Bay (12/7)
PENALTIES	11	2x, Last vs. NE (10/12)		1	at Carolina (11/9)
PENALTY YARDS	95	vs. NY Giants (10/5)		5	at Carolina (11/9)
FUMBLES	3	vs. NY Giants (10/5)		0	4x, Last at MIA (11/30)
FUMBLES LOST	3	vs. NY Giants (10/5)		0	8x, Last at TB (12/7)
TOUCHDOWNS	5	at Seattle (9/21)		1	2x, Last at MIA (11/30)
RUSHING TDs	2	3x, Last at Chicago (10/19)		0	5x, Last vs. ATL (11/23)
PASSING TDs	4	at LAR (11/2)		0	3x, Last at MIA (11/30)
RETURN TDs	1	2x, Last vs. TB (10/27)		0	11x, Last at TB (12/7)
TIME OF POSSESSION	43:53	at LAR (11/2)		26:39	at Carolina (11/9)

2025 NEW ORLEANS SAINTS & OPPONENT INDIVIDUAL GAME SUPERLATIVES							
CATEGORY		SAINTS		OPPONENTS			
PASS ATTEMPTS	48	Spencer Rattler	vs. ARI, 9/7/25	40	Jackson Dart	vs. NYG, 10/5/25	
PASS COMPLETIONS	30	Tyler Shough	vs. ATL, 11/23/25	26	M. Jones/J. Dart	2x Last vs. NYG, 10/5/25	
GROSS PASSING YARDS	282	Tyler Shough	at CAR, 11/9/25	281	Matthew Stafford	at LAR, 11/2/25	
COMPLETION PERCENTAGE	76.9%	Spencer Rattler	vs. NE, 10/12/25	77.6%	Sam Derriso	at SEA, 9/21/25	
TOUCHDOWN PASSES	3	Spencer Rattler	vs. SF, 9/14/25	4	Matthew Stafford	at LAR, 11/2/25	
PASSES HAD INTERCEPTED	3	Spencer Rattler	at CHI, 10/19/25	2	Jackson Dart	vs. NYG, 10/5/25	
RUSHING ATTEMPTS	23	Alvin Kamara	at CAR, 11/9/25	25	Kyrion Williams	at LAR, 11/2/25	
YARDS RUSHING	69	Alvin Kamara	vs. SF, 9/14/25	134	DeVon Achane	at MIA, 11/30/25	
RUSHING TOUCHDOWNS	2	Tyler Shough	at TB, 12/7/25	2	Kenneth Walker	at SEA, 9/21/25	
LONGEST RUN FROM SCRIMMAGE	34	Tyler Shough	at TB, 12/7/25	52	Trey Benson	vs. ARI, 9/7/25	
RECEPTIONS	10	Chris Olave	at SEA, 9/21/25	7	Puka Nacua	at LAR, 11/2/25	
RECEIVING YARDS	114	Rashid Shaheed	vs. NYG, 10/5/25	96	Jason Smith-Nyjae	at SEA, 9/21/25	
RECEIVING TOUCHDOWNS	2	Chris Olave	at CHI, 10/19/25	2	T. Johnson/ K. Boulin/ D. Adams	3x Last at LAR, 11/2/25	
LONGEST PASS RECEPTION	87	Rashid Shaheed	vs. NYG, 10/5/25	49	Darnell Mooney	vs. ATL, 11/23/25	
TOTAL YARDS FROM SCRIMMAGE	120	Alvin Kamara	vs. SF, 9/14/25	138	Deshaun Svanil	at CHI, 10/19/25	
FIELD GOALS	4	Blake Grope (2)	2x Last vs. NE, 10/12/25	4	J. Moody/ R. Patterson	2x Last at MIA, 11/30/25	
LONGEST FIELD GOAL ATTEMPT	56	Charlie Smyth	at MIA, 11/30/25	56	Jake Myers	at SEA, 9/21/25	
LONGEST FIELD GOAL MADE	56	Charlie Smyth	at MIA, 11/30/25	56	Jake Myers	at SEA, 9/21/25	
PUNTS	6	Kai Kroeger	2x Last at MIA, 11/30/25	4	B. Gilkren/ T. Montford	2x Last vs. SF, 9/14/25	
LONGEST PUNT	61	Kai Kroeger	at SEA, 9/21/25	66	Bryce Baringer	vs. NE, 10/12/25	
LONGEST PUNT RETURN	40	Rashid Shaheed	at SEA, 9/21/25	55	Lory Horton	at SEA, 9/21/25	
LONGEST KICKOFF RETURN	43	Kendric Miller	vs. ARI, 9/7/25	46	Deonte Banks	vs. NYG, 10/5/25	
TACKLES	13	P. Werner/D. Davis, J. Reid	2x Last at LAR, 11/2/25	12	Jordyn Brooks	at MIA, 11/30/25	
INTERCEPTIONS	2	Kyrion Williams	vs. NYG, 10/5/25	1	D. Kendrick/C. Bishop/N. Wright, T. Edmonds, K. Bayless/ A. Nelson/ E. Forbes/X. Walther/ R. Douglas	2x Last at MIA, 11/30/25	
LONGEST INTERCEPTION RETURN	11	Alontae Taylor	at CAR, 11/9/25	38	N. Wright/ R. Douglas	2x Last at MIA, 11/30/25	
LONGEST FUMBLE RETURN	88	Jordan Howden	vs. NYG, 10/5/25	0			
2025 BIG GAMES							
SAINTS							
300-Yard Passers		100-Yard Rushers		100-Yard Receivers			
				Rashid Shaheed (114)		vs. NYG, 10/5/25	
				Chris Olave (104)		at CAR, 11/9/25	
OPPONENTS							
300-Yard Passers		100-Yard Rushers		100-Yard Receivers			
		James Cook (117)		at BUF, 9/28/25			
		D'Andre Swift (124)		at CHI, 10/19/25			
		Kyrion Williams (115)		at LAR, 11/2/25			
		DeVon Achane (134)		at MIA, 11/30/25			

2025 NEW ORLEANS SAINTS SUPPLEMENTAL STATISTICS

DRIVE ENGINEERING

SAINTS

Date	Opp.	Drives	TD	FG	Miss FG	Punt	Bk Punt	Fumble	INT	Downs	Safety	Half	Game	Off.Pts.	Score Pct.
9/7	ARZ	10	1	2	1	4	0	0	0	1	0	1	0	13	30.0%
9/14	SF	11	3	0	1	4	0	1	0	1	0	1	0	21	27.3%
9/21	@SEA	12	1	2	1	5	1	0	1	1	0	0	0	13	25.0%
9/28	@BUF	10	2	2	0	3	0	0	1	2	0	0	0	19	40.0%
10/5	NYG	10	1	4	2	2	0	0	0	0	0	0	1	19	50.0%
10/12	NE	9	1	4	0	2	0	1	0	0	0	1	0	19	55.6%
10/19	@CHI	11	2	0	1	3	0	1	3	1	0	0	0	14	18.2%
10/26	TB	11	0	1	0	3	0	2	2	2	0	0	1	3	9.1%
11/2	@LAR	9	1	1	0	4	0	1	1	1	0	0	0	10	22.2%
11/9	@CAR	9	2	1	0	4	0	0	0	1	0	0	1	17	33.3%
11/23	ATL	10	0	1	2	3	0	1	1	2	0	0	0	3	10.0%
11/30	@MIA	12	2	1	0	6	0	1	1	1	0	0	0	17	25.0%
12/7	@TB	11	3	1	1	3	0	0	1	1	0	0	1	24	36.4%
Totals		135	19	20	9	46	1	8	11	14	0	3	4	192	28.9%

OPPONENTS

Date	Opp.	Drives	TD	FG	Miss FG	Punt	Bk Punt	Fumble	INT	Downs	Safety	Half	Game	Off.Pts.	Score Pct.
9/7	ARZ	9	2	2	1	4	0	0	0	0	0	0	0	20	44.4%
9/14	SF	11	3	2	0	4	0	1	0	0	0	0	1	27	45.5%
9/21	@SEA	11	4	3	0	2	0	1	0	0	0	0	1	44	63.6%
9/28	@BUF	11	4	1	0	2	0	0	1	1	0	1	1	31	45.5%
10/5	NYG	10	2	0	0	2	0	3	2	1	0	0	0	14	20.0%
10/12	NE	9	3	1	0	3	0	0	0	1	0	0	1	25	44.4%
10/19	@CHI	12	2	4	0	3	0	0	1	0	0	1	1	26	50.0%
10/26	TB	10	1	3	0	3	0	1	0	1	0	1	0	16	40.0%
11/2	@LAR	10	5	0	1	2	0	0	0	0	0	1	1	34	50.0%
11/9	@CAR	10	1	0	1	4	0	1	1	1	0	1	0	7	10.0%
11/23	ATL	12	2	3	0	5	0	0	1	0	0	0	1	24	41.7%
11/30	@MIA	12	1	4	0	4	0	0	1	1	0	0	1	19	41.7%
12/7	@TB	11	2	2	0	1	0	0	1	5	0	0	0	20	36.4%
Totals		138	32	25	3	39	0	7	8	11	0	5	8	307	41.3%

INSIDE THE RED ZONE

SAINTS

Date	Opp.	No.	TD	FG	MFG	INT	Fumble	Downs	Punt	Half	End Reg	Game	TD%	Score Pct.	Points
9/7	ARZ	4	1	2	0	0	0	1	0	0	0	0	25%	75%	13
9/14	SF	3	3	0	0	0	0	0	0	0	0	0	100%	100%	21
9/21	@SEA	3	1	2	0	0	0	0	0	0	0	0	33%	100.0%	13
9/28	@BUF	4	2	1	0	1	0	0	0	0	0	0	50%	75.0%	16
10/5	NYG	3	0	3	0	0	0	0	0	0	0	0	0%	100%	9
10/12	NE	2	1	1	0	0	0	0	0	0	0	0	50%	100.0%	10
10/19	@CHI	1	1	0	0	0	0	0	0	0	0	0	100%	100%	7
10/26	TB	1	0	0	0	0	0	0	0	0	0	1	0%	0%	0
11/2	@LAR	3	1	1	0	0	0	1	0	0	0	0	33%	67%	10
11/9	@CAR	2	0	1	0	0	0	0	0	0	0	1	0%	50%	3
11/23	ATL	3	0	1	1	0	0	1	0	0	0	0	0%	33%	3
11/30	@MIA	2	2	0	0	0	0	0	0	0	0	0	100%	100%	14
12/7	@TB	3	2	1	0	0	0	0	0	0	0	0	67%	100%	17
Totals		34	14	13	1	1	0	3	0	0	0	2	41.2%	79.4%	136

OPPONENTS

Date	Opp.	No.	TD	FG	MFG	INT	Fumble	Downs	Punt	Half	End Reg	Game	TD%	Score Pct.	Points
9/7	ARZ	3	2	1	0	0	0	0	0	0	0	0	66.7%	100.0%	17
9/14	SF	2	2	0	0	0	0	0	0	0	0	0	100.0%	100.0%	14
9/21	@SEA	5	4	1	0	0	0	0	0	0	0	0	80.0%	100.0%	31
9/28	@BUF	3	2	1	0	0	0	0	0	0	0	0	66.7%	100%	17
10/5	NYG	4	2	0	0	0	1	1	0	0	0	0	50%	50.0%	14
10/12	NE	1	0	1	0	0	0	0	0	0	0	0	0%	100%	3
10/19	@CHI	6	2	3	0	0	0	0	0	0	0	1	33%	83%	23
10/26	TB	2	1	0	0	0	0	1	0	0	0	0	50.00%	50%	7
11/2	@LAR	5	4	0	1	0	0	0	0	0	0	0	80%	80%	27
11/9	@CAR	2	1	0	0	0	1	0	0	0	0	0	50.00%	50%	7
11/23	ATL	2	1	1	0	0	0	0	0	0	0	0	50%	100%	10
11/30	@MIA	2	0	2	0	0	0	0	0	0	0	0	0%	100%	6
12/7	@TB	2	1	1	0	0	0	0	0	0	0	0	50%	100%	10
Totals		39	22	11	1	0	2	2	0	0	0	1	56.4%	84.6%	186

2025 NEW ORLEANS SAINTS SCORING PLAYS

SAINTS SCORING PLAYS										
Opp.	Qtr.	Time	Play	Plays	Yards	Time	Saints	Opp.		
ARI	1	4:40	A. Kamara 18 yd. run	10	75	5:43	7	3		
ARI	2	4:58	B. Group 36 yd. Field Goal	10	37	5:07	10	16		
ARI	2	24:20	B. Group 28 yd. Field Goal	9	54	1:52	13	20		
SF	2	1:14	J. Johnson 18 yd. pass from S. Rattier	12	84	5:34	7	9		
SF	3	7:11	R. Shalhoup 3 yd. pass from S. Rattier	10	47	5:08	14	7		
SF	4	6:18	D. Vele 3 yd. pass from S. Rattier	10	67	4:50	21	26		
@ SEA	2	12:47	B. Group 27 yd. Field Goal	16	65	6:35	3	21		
@ SEA	2	0:00	B. Group 23 yd. Field Goal	7	69	1:29	6	38		
@ SEA	4	14:53	J. Stoll 13 yd. pass from S. Rattier	11	80	4:46	13	44		
@ BUF	1	8:46	K. Miller 18 yd. run	7	69	4:03	7	14		
@ BUF	2	5:31	B. Group 54 yd. Field Goal	7	13	3:12	10	14		
@ BUF	3	0:14	C. Olave 3 yd. pass from S. Rattier (run faked)	11	65	6:28	16	21		
@ BUF	4	8:53	B. Group 35 yd. Field Goal	9	32	3:59	19	21		
vs. NYG	1	1:40	B. Group 28 yd. Field Goal	14	70	7:54	3	7		
vs. NYG	2	7:41	B. Group 53 yd. Field Goal	12	49	5:20	6	14		
vs. NYG	2	5:16	R. Shalhoup 67 yd. pass from S. Rattier	1	87	0:11	13	14		
vs. NYG	2	0:00	B. Group 29 yd. Field Goal	8	30	1:02	16	14		
vs. NYG	3	8:55	B. Group 28 yd. Field Goal	10	45	3:57	19	14		
vs. NYG	4	14:47	J. Houston 48 yd. fumble return				26	14		
vs. NE	1	12:50	B. Group 34 yd. Field Goal	5	59	2:10	3	0		
vs. NE	1	5:05	B. Group 48 yd. Field Goal	10	43	5:47	6	7		
vs. NE	2	9:42	T. Hill 1 yd. run	11	60	5:51	13	14		
vs. NE	2	1:51	B. Group 38 yd. Field Goal	8	27	3:59	16	14		
vs. NE	4	13:41	B. Group 54 yd. Field Goal	7	25	3:58	19	25		
@ CHI	2	0:22	C. Olave 21 yd. pass from S. Rattier	5	91	0:46	7	20		
@ CHI	3	8:40	C. Olave 14 yd. pass from S. Rattier	10	80	5:20	14	20		
vs. TB	2	0:01	B. Group 48 yd. Field Goal	8	46	0:46	3	7		
@ LAR	2	7:50	B. Group 39 yd. Field Goal	8	44	3:38	3	13		
@ LAR	2	0:07	J. Johnson 11 yd. pass from T. Sough	6	71	0:47	10	20		
@ CAR	1	2:52	B. Group 21 yd. Field Goal	10	78	5:07	3	7		
@ CAR	2	9:21	C. Olave 62 yd. pass from T. Sough	7	75	3:57	10	10		
@ CAR	4	10:20	J. Johnson 26 yd. pass from T. Sough	5	43	2:34	17	7		
vs. ATL	2	6:11	J. Reed 49 yd. interception return				7	10		
vs. ATL	4	12:13	B. Group 33 yd. Field Goal	15	44	8:24	10	16		
@ MIA	3	10:40	C. Olave 17 yd. pass from T. Sough (T. Sough run)	10	65	4:20	8	16		
@ MIA	4	6:08	C. Simp 56 yd. Field Goal	10	37	3:31	11	19		
@ MIA	4	1:17	D. Vele 15 yd. pass from T. Sough	5	55	1:48	17	21		
@ TB	1	12:24	D. Neal 3 yd. run	6	45	2:38	7	0		
@ TB	3	11:27	TB 34 yd. run	3	47	1:19	14	10		
@ TB	3	1:52	C. Simp 30 yd. Field Goal	11	5	6:05	17	17		
@ TB	4	8:26	T. Sough 13 yd. run	9	53	4:22	24	17		
Scoring Totals: 21 TDs (13 passes, 6 rush, 2 returns, 0 safeties), 20 FGs -206 pts										

OPPONENT SCORING PLAYS									
Opp.	Qtr.	Time	Play	Plays	Yards	Time	Saints	Opp.	
ARI	1	5:03	C. Ryland 42 yd. Field Goal	11	42	5:31	0	3	
ARI	2	10:05	M. Huersten 1 yd. pass from M. Stafford	7	35	4:15	7	10	
ARI	2	9:28	J. Conner 4 yd. pass from K. Murray	10	71	4:30	10	17	
ARI	3	9:16	C. Ryland 50 yd. Field Goal	6	49	3:11	10	20	
SF	1	9:25	L. Farrell 11 yd. pass from M. Jones (kick failed)	14	60	7:56	0	9	
SF	2	11:23	E. Phineo 44 yd. Field Goal	9	39	5:02	0	9	
SF	2	10:27	C. McCarthy 7 yd. pass from M. Jones	9	77	1:07	7	16	
SF	3	3:20	E. Phineo 48 yd. Field Goal	8	49	3:51	1	19	
SF	4	12:18	J. Jennings 42 yd. pass from M. Jones	7	68	4:20	14	26	
at SEA	1	9:48	J. Smith-Nigba 12 yd. pass from S. Damold	6	56	2:32	0	7	
at SEA	1	7:31	T. Horton 95 yd. punt return				0	14	
at SEA	1	4:22	K. Walker 3 yd. run	2	11	0:28	0	21	
at SEA	2	11:18	T. Horton 14 yd. pass from S. Damold	3	38	1:29	3	28	
at SEA	2	7:42	K. Walker 1 yd. run	4	76	1:52	3	35	
at SEA	2	1:29	J. Myers 56 yd. Field Goal	6	20	1:20	3	38	
at SEA	3	11:29	J. Myers 46 yd. Field Goal	7	37	3:31	6	41	
at SEA	3	4:39	J. Myers 37 yd. Field Goal	11	46	5:12	6	44	
at BUF	1	10:49	K. Sklarz 43 yd. pass from J. Allen	7	79	4:11	7	17	
at BUF	1	2:29	J. Cook 1 yd. run	7	66	7	17	10	
at BUF	3	6:42	J. Allen 5 yd. run	9	80	6:09	10	21	
at BUF	4	7:07	D. Kincaid 28 yd. pass from J. Allen	4	60	1:46	19	28	
at BUF	4	2:09	M. Prater 35 yd. Field Goal	9	42	3:27	19	31	
vs. NYG	1	9:34	T. Johnson 5 yd. pass from J. Dart	8	59	4:05	0	7	
vs. NYG	2	13:01	T. Johnson 15 yd. pass from J. Dart	6	40	3:39	3	14	
vs. NE	1	10:52	D. Douglas 55 yd. pass from D. Maye	4	65	1:58	3	7	
vs. NE	1	0:33	K. Boute 25 yd. pass from D. Maye	6	69	4:32	6	14	
vs. NE	2	0:31	K. Boute 29 yd. pass from D. Maye (D. Maye run)	7	73	1:20	16	22	
vs. NE	3	7:26	A. Borregales 24 yd. Field Goal	12	50	7:34	16	25	
at CHI	1	8:54	J. Moody 27 yd. Field Goal	6	15	3:21	0	3	
at CHI	2	14:06	J. Moody 39 yd. Field Goal	9	35	3:49	6	6	
at CHI	2	9:05	D. Swaff 11 yd. run	4	30	2:01	0	13	
at CHI	2	2:51	K. Monagan 1 yd. run	8	55	4:35	0	20	
at CHI	3	4:07	J. Moody 24 yd. Field Goal	8	66	5:13	14	23	
at CHI	4	6:22	J. Moody 33 yd. Field Goal	8	51	4:18	14	26	
vs. TB	2	6:41	A. Nelson 3 yd. interception				0	7	
vs. TB	3	10:08	S. Tucker 1 yd. run	10	73	4:52	3	14	
vs. TB	3	4:02	C. McLaughlin 55 yd. Field Goal	7	18	4:17	3	17	
vs. TB	4	14:03	C. McLaughlin 52 yd. Field Goal	7	16	2:25	3	20	
vs. TB	4	9:26	C. McLaughlin 54 yd. Field Goal	4	8	2:18	3	23	
at LAR	1	6:15	T. Higbee 1 yd. pass from M. Stafford	12	68	6:45	0	7	
at LAR	1	11:28	D. Adams 3 yd. pass from M. Stafford (kick failed)	11	42	5:53	13	13	
at LAR	2	8:28	P. Nacua 39 yd. pass from M. Stafford	3	65	1:25	3	2	
at LAR	3	5:14	D. Adams 4 yd. pass from M. Stafford	16	80	9:46	10	27	
at LAR	4	12:40	K. Williams 1 yd. run	10	52	6:22	10	34	
at CAR	1	7:59	R. Dowdle 5 yd. run	12	67	7:01	0	7	
vs. ATL	1	10:42	Z. Gonzalez 56 yd. Field Goal	8	41	2:14	0	3	
vs. ATL	1	11:31	D. Sills 39 yd. pass from K. Cousins	8	77	3:46	10	10	
vs. ATL	2	1:56	Z. Gonzalez 45 yd. Field Goal	9	41	4:45	7	16	
vs. ATL	2	0:00	Z. Gonzalez 54 yd. Field Goal	10	26	0:52	7	13	
vs. ATL	4	11:04	D. Mooney 49 yd. pass from K. Cousins	8	68	1:09	10	24	
at MIA	1	11:19	D. Achane 29 yd. run	6	69	3:41	0	7	
at MIA	2	14:09	R. Patterson 38 yd. Field Goal	8	68	2:52	10	10	
at MIA	2	8:07	R. Patterson 25 yd. Field Goal	10	44	5:28	0	13	
at MIA	2	0:00	R. Patterson 48 yd. Field Goal	5	13	1:08	0	16	
at MIA	4	9:19	R. Patterson 33 yd. Field Goal	9	38	3:45	8	19	
at MIA	4	1:17	M. Fitzpatrick defensive two point conversion				17	21	
at TB	1	7:57	B. living 24 yd. pass from B. Mayfield	7	67	4:27	7	10	
at TB	2	9:11	C. McLaughlin 41 yd. Field Goal	5	17	0:57	7	10	
at TB	3	7:37	S. Tucker 1 yd. run	7	65	3:50	14	17	
at TB	4	4:54	C. McLaughlin 37 yd. Field Goal	8	41	3:32	24	20	
Scoring Totals: 34 TDs (21 pass, 11 rush, 2 returns, 0 safeties), 25 FGs - 315 pts									

2025 NEW ORLEANS SAINTS GOAL-TO-GO SITUATIONS

SAINTS															
Date	Opp.	No.	TD	FG	MFG	INT	Fumble	Downs	Punt	Half	End Reg	Game	TD%	Score Pct.	Points
9/7	ARZ	1	0	1	0	0	0	0	0	0	0	0	0.0%	100.0%	3
9/14	SF	2	2	0	0	0	0	0	0	0	0	0	100.0%	100.0%	14
9/21	@SEA	1	0	1	0	0	0	0	0	0	0	0	0.0%	100.0%	3
9/28	@BUF	2	1	0	0	1	0	0	0	0	0	0	50.0%	50.0%	6
10/5	NYG	2	0	2	0	0	0	0	0	0	0	0	0.0%	100.0%	6
10/12	NE	1	1	0	0	0	0	0	0	0	0	0	100.0%	100.0%	7
10/19	@CHI	0	0	0	0	0	0	0	0	0	0	0	--	--	0
10/26	TB	0	0	0	0	0	0	0	0	0	0	0	--	--	0
11/2	@LAR	0	0	0	0	0	0	0	0	0	0	0	--	--	0
11/9	@CAR	2	0	1	0	0	0	0	0	0	0	1	0.0%	50.0%	3
11/23	ATL	2	0	1	0	0	0	1	0	0	0	0	0.0%	50.0%	3
11/30	@MIA	0	0	0	0	0	0	0	0	0	0	0	--	--	0
12/7	@TB	1	1	0	0	0	0	0	0	0	0	0	100.0%	100.0%	7
Totals		14	5	6	0	1	0	1	0	0	0	1	35.7%	78.6%	52

OPPONENTS															
Date	Opp.	No.	TD	FG	MFG	INT	Fumble	Downs	Punt	Half	End Reg	Game	TD%	Score Pct.	Points
9/7	ARZ	2	2	0	0	0	0	0	0	0	0	0	100.0%	100.0%	14
9/14	SF	0	0	0	0	0	0	0	0	0	0	0	0.0%	0.0%	0
9/21	@SEA	1	1	0	0	0	0	0	0	0	0	0	100.0%	100.0%	7
9/28	@BUF	2	2	0	0	0	0	0	0	0	0	0	100.0%	100.0%	14
10/5	NYG	1	1	0	0	0	0	0	0	0	0	0	100.0%	100.0%	7
10/12	NE	1	0	1	0	0	0	0	0	0	0	0	100.0%	100.0%	3
10/19	@CHI	2	1	1	0	0	0	0	0	0	0	0	50.0%	100.0%	10
10/26	TB	2	1	0	0	0	0	1	0	0	0	0	50.0%	50.0%	7
11/2	@LAR	4	4	0	0	0	0	0	0	0	0	0	100.0%	100%	27
11/9	@CAR	1	1	0	0	0	0	0	0	0	0	0	100.0%	100.0%	7
11/23	ATL	1	1	0	0	0	0	0	0	0	0	0	100.0%	100.0%	7
11/30	@MIA	1	0	1	0	0	0	0	0	0	0	0	0.0%	100.0%	3
12/7	@TB	1	1	0	0	0	0	0	0	0	0	0	100.0%	100.0%	7
Totals		19	15	3	0	0	0	1	0	0	0	0	78.9%	94.7%	113

TAKEAWAYS								GIVEAWAYS							
Date	Opp.	INT	Fum	Total	INT	Fum	Total	+/-	Rec						
9/7	ARZ	0	0	0	0	0	0	--	0-1						
9/14	SF	0	1	1	0	1	1	--	0-2						
9/21	@SEA	0	1	1	1	0	1	--	0-3						
9/28	@BUF	1	0	1	1	0	1	--	0-4						
10/5	NYG	2	3	5	0	0	0	5	1-4						
10/12	NE	0	0	0	0	1	1	-1	1-5						
10/19	@CHI	1	0	1	3	1	4	-3	1-6						
10/26	TB	0	1	1	2	2	4	-3	1-7						
11/2	@LAR	0	0	0	1	1	2	-2	1-8						
11/9	@CAR	1	1	2	0	1	1	1	2-8						
11/23	ATL	1	0	1	1	1	2	-1	2-9						
11/30	@MIA	1	0	1	1	1	2	-1	2-10						
12/7	@TB	1	0	1	1	0	1	0	3-10						
12/14	CAR														
12/21	NYJ														
12/28	@TEN														
1/4	@ATL														
Totals		8	7	15	11	9	20	-5	(3-10)						

BLOCKS				
	FGs	PATs	Punts	Total
SAINTS	2	0	0	2
OPP.	0	0	1	1

4th DOWN CONVERSIONS			
	Made	Att.	Pct.
SAINTS	9	27	33.3%
OPP.	11	23	47.8%

3rd DOWN CONVERSIONS			
SAINTS			
3rd &	Made	Att.	Percent
1	16	22	72.7%
2	12	21	57.1%
3	6	10	60.0%
4	6	18	33.3%
5	3	10	30.0%
6	6	16	37.5%
7	5	13	38.5%
8	5	14	35.7%
9	1	4	25.0%
10+	4	37	10.8%
Totals	64	165	38.8%

OPPONENTS			
3rd &	Made	Att.	Percent
1	10	18	55.6%
2	9	12	75.0%
3	6	14	42.9%
4	4	11	36.4%
5	4	12	33.3%
6	2	12	16.7%
7	2	7	0.0%
8	7	13	53.8%
9	2	11	18.2%
10+	9	46	19.6%
Totals	55	156	35.3%

SCORING BY QUARTERS															
SAINTS								OPPONENTS							
Date	Opp.	1st	2nd	3rd	4th	OT	Total	Date	Opp.	1st	2nd	3rd	4th	OT	Total
9/7	ARZ	0	10	0	3	--	13	9/7	ARZ	3	14	3	0	--	20
9/14	SF	0	7	7	7	--	21	9/14	SF	6	10	3	7	--	26
9/21	@SEA	0	6	0	7	--	13	9/21	@SEA	21	17	6	0	--	44
9/28	@BUF	7	3	6	3	--	19	9/28	@BUF	14	0	7	10	--	31
10/5	NYG	3	13	3	7	--	26	10/5	NYG	7	7	0	0	--	14
10/12	NE	6	10	0	3	--	19	10/12	NE	14	8	3	0	--	25
10/19	@CHI	0	7	7	0	--	14	10/19	@CHI	3	17	3	3	--	26
10/26	TB	0	3	0	0	--	3	10/26	TB	0	7	10	6	--	23
11/2	@LAR	0	10	0	0	--	10	11/2	@LAR	7	13	7	7	--	34
11/9	@CAR	3	7	0	7	--	17	11/9	@CAR	7	0	0	0	--	7
11/23	ATL	0	7	0	3	--	10	11/23	ATL	3	13	0	8	--	24
11/30	@MIA	0	0	8	9	--	17	11/30	@MIA	7	9	0	5	--	21
12/7	@TB	7	0	10	7	--	24	12/7	@TB	7	3	7	3	--	20
Totals		26	83	41	56	0	206	Totals		99	118	49	49	0	315

2025 NEW ORLEANS SAINTS TURNOVER TABLE

OPPONENT GIVEAWAYS				
Opp	Qtr	Turnover	Spot*	Result
SF	3	M. Jones sacked (C. Rumph). Fumbles (C. Rumph), recovered by D. Davis	SF 47	Touchdown
at SEA	4	G. Holani fumble (Q. Riley), recovered by P. Werner	NO 34	Punt
at BUF	2	J. Allen intercepted by J. Sanker	BUF 49	Punt
NYG	2	D. Slaton fumble (D. Davis), recovered by J. Sanker	NO 32	Field Goal
NYG	3	J. Dart fumble, recovered by C. Jordan	NO 46	Field Goal
NYG	4	C. Skattebo fumbles (B. Bresee), recovered by J. Howden for 86 yard touchdown	NO 14	Touchdown
NYG	4	J. Dart intercepted by K. McKinstry	NO 5	Punt
NYG	4	J. Dart intercepted by K. McKinstry	NYG 45	Missed FG
at CHI	1	C. Williams intercepted by Q. Riley	CHI 48	Missed FG
vs. TB	2	B. Mayfield fumble (C. Young), recovered by C. Young	TB 42	Field Goal
at CAR	3	B. Young fumbles, recovered by P. Werner	NO 17	Downs
at CAR	4	B. Young intercepted by A. Taylor	NO 46	Touchdown
vs. ATL	2	K. Cousins intercepted by J. Reid, returned 49 yards for touchdown	ATL 49	Touchdown
at MIA	2	T. Tagovailoa intercepted by K. McKinstry	NO 2	Punt
at TB	3	B. Mayfield intercepted by A. Taylor	NO 43	Touchdown
Saints Takeaway Totals: 15 Takeaways (8 interceptions, 7 fumbles), 44 points (5 TDs, 3 FGs)				

SAINTS GIVEAWAYS				
Opp	Qtr	Turnover	Spot*	Result
SF	3	A. Kamara fumbles (F. Warner), recovered by F. Warner	SF 32	Touchdown
at SEA	4	S. Rattler intercepted by D. Kendrick	SEA 25	Punt
at BUF	2	C. Olave intercepted by C. Bishop	BUF 1	End of First Half
vs. NE	4	J. Johnson fumble (C. Elliss), recovered by C. Woodson	NE 49	Punt
at CHI	1	S. Rattler fumble (M. Sweat), recovered by G. Dexter	NO 24	Field Goal
at CHI	2	S. Rattler intercepted by N. Wright	CHI 32	Touchdown
at CHI	3	S. Rattler intercepted by K. Byard	CHI 12	Punt
at CHI	4	S. Rattler intercepted by T. Edmunds	CHI 22	End of Game
vs. TB	1	S. Rattler fumble (A. Nelson), recovered by A. Nelson	TB 33	Punt
vs. TB	2	S. Rattler intercepted by A. Nelson, returned 3 yards for touchdown	NO 3	Touchdown
vs. TB	2	R. Shaheed fumbled (J. Dean), recovered by A. Winfield Jr.	NO 47	Fumble
vs. TB	3	T. Shough intercepted by A. Winfield Jr.	50	Field Goal
at LAR	3	A. Kamara fumbles (N. Landman), recovered by K. Kitchens	LA 48	Touchdown
at LAR	4	T. Shough intercepted by E. Forbes	LA 13	End of Game
at CAR	3	R.Fitzgerald 48 yard field goal blocked (N.Shepherd), C.Jordan muffs catch at NO 29, recovered by CAR-D.Lewis	NO 30	Fumble
vs. ATL	1	T. Shough fumble, recovered by D. Alford	NO 41	Field Goal
vs. ATL	4	T. Shough intercepted by X. Watts	ATL -8	End of Game
at MIA	2	T. Shough sacked by M. Fitzpatrick, recovered by Z. Sieler	NO 42	Interception
at MIA	2	T. Shough intercepted by R. douglas	MIA 20	Field Goal
at TB	2	T. Shough intercepted by Z. McCollum	TB 41	Field Goal
Opponent Takeaway Totals: 18 Takeaways (10 interceptions, 8 fumbles), 40 points (4 TDs, 4 FGs)				

*Spot where the turnover was made



2025 MINI BIOS & STATS

0 Ugo Amadi

Pos.: DB **Ht.:** 5-9 **Wt.:** 201 **Exp.:** 7 **College:** Oregon



Regular Season Career GP/GS: (84/17); **2025:** (6/0)

2025 REVIEW: **vs. Arizona (9/7):** Played on special teams. **vs. San Francisco (9/14):** Played on special teams. **at Seattle (9/21):** Rotated in on defense and played on special teams. **at Buffalo (9/28):** Played on special teams. **vs. New York Giants (10/5):** Played on special teams. **vs. New England Patriots (10/12):** Inactive. **at Chicago (10/19):** Inactive. **vs. Tampa Bay (10/26):** Inactive. **at Los Angeles Rams (11/2):** Inactive. **at Carolina (11/9):** Inactive. **vs. Atlanta (11/23):** Inactive. **at Miami (11/30):** Inactive. **at Tampa Bay (12/7):** Played on special teams.

ADDITIONAL STATS: Special Teams Tackles — (2019, 10), (2020, 5), (2021, 3), (2022, 1), (2023, 2), (2024, 2); **Total: 23**; **Special Teams Fumble Recoveries** — (2019, 1); **Total: 1**.

CAREER HIGHS: Tackles — 9 (3x), last vs. L.A. Rams (12/1/24); **Solo Tackles** — 9, vs. Atlanta (11/10/24); **Tackles for Loss** — 3, vs. Atlanta (11/10/24); **Special Teams Tackles** — 2, vs. Arizona (12/22/19); **Pass Breakups** — 2 (5x), last at New York Giants (12/8/24); **Interceptions** — 1, vs. Detroit (1/2/22); **Sacks** — 1 (2x), vs. Washington (12/15/24) and at L.A. Chargers (10/27/24); **Forced Fumbles** — 1 (2x), last vs. New Orleans (10/25/21); **Special Teams Fumble Recoveries** — 1, at L.A. Rams (12/8/19); **Forced Fumbles** — 2, vs. Arizona (12/22/19).

0 DB Ugo Amadi												
Date	Opp.	GP	ST	Solo	Ast	Total	Sack/Yds	INT/Yds	PD	FF	FR	
9/7	ARZ	X		0	0	0	0.0	0.0	0	0	0	0
9/14	SF	X		0	0	0	0.0	0.0	0	0	0	0
9/21	@SEA	X		0	0	0	0.0	0.0	0	0	0	0
9/28	@BUF	X		0	0	0	0.0	0.0	0	0	0	0
10/5	NYG	X		0	0	0	0.0	0.0	0	0	0	0
10/12	NE								Inactive			
10/19	@CHI								Inactive			
10/26	TB								Inactive			
11/2	@LAR								Inactive			
11/9	@CAR								Inactive			
11/23	ATL								Inactive			
11/30	@MIA								Inactive			
12/7	@TB	X		0	0	0	0.0	0.0	0	0	0	0
2025 Season		6	0	0	0	0	0.0	0.0	0	0	0	0
Saints Career		34	5	55	19	74	2.0	22.0	0	0	9	0
Career Totals		84	17	147	39	186	2.0	22.0	1	12	22	2



2025 MINI BIOS & STATS

81 Kevin Austin Jr.

Pos.: WR **Ht.:** 6-1 **Wt.:** 200 **Exp.:** 2 **College:** Notre Dame



Regular Season Career GP/GS: (12/2); **2025:** (4/0)

2025 REVIEW: Signed to the active roster off the practice squad, (9/20). **at Seattle (9/21):** Rotated in on offense in his season debut. Waived, (9/22). Re-signed to the practice squad, (9/23). Signed to the active roster, (11/19). **vs. Atlanta (11/23):** Rotated in on offense. **at Miami (11/30):** Rotated in on offense. Waived, (12/2). Signed to the practice squad, (12/4). **at Tampa Bay (12/7):** Gameday practice squad elevation, (12/6). Rotated in on offense and played on special teams.

ADDITIONAL STATS: Career Rushing — One rush for nine yards.

CAREER HIGHS: Receptions — 3, vs. Los Angeles Rams (12/01/24); **Receiving Yards** — 36, vs. Atlanta (11/10/24); **Long Reception** — 23, vs. Las Vegas (12/29/24); **Receiving Touchdowns** — N/A **Rushing Attempts** — 1, vs. Los Angeles Rams (12/01/24); **Rushing Yards** — 9, vs Los Angeles Rams (12/01/24); **Long Rush** — 9, vs Los Angeles Rams (12/1/24).

81 WR Kevin Austin Jr.								
				Receiving				
Date	Opp.	GP	ST	Rec	Yds	Avg.	Lg	TD
9/7	ARZ			Practice Squad				
9/14	SF			Practice Squad				
9/21	@SEA	X		0	0	0.0	0	0
9/28	@BUF			Practice Squad				
10/5	NYG			Practice Squad				
10/12	NE			Practice Squad				
10/19	@CHI			Practice Squad				
10/26	TB			Practice Squad				
11/2	@LAR			Practice Squad				
11/9	@CAR			Practice Squad				
11/23	ATL	X		0	0	0.0	0	0
11/30	@MIA	X		0	0	0.0	0	0
12/7	@TB	X		0	0	0.0	0	0
2025 Season		4	0	0	0	0.0	0	0
Career Totals		12	2	11	151	13.7	23	0



2025 MINI BIOS & STATS

71 Kelvin Banks Jr.

Pos.: T Ht.: 6-5 Wt.: 315 Exp.: R College: Texas



Regular Season Career GP/GS: (13/13); 2025: (13/13)

2025 REVIEW: vs. Arizona (9/7): Made first NFL start at LT in professional debut and played on special teams. Became the second Saint in as many seasons to start an opener at LT (Taliase Fuaga). **vs. San Francisco (9/14):** Started at LT and played on special teams. **at Seattle (9/21):** Started at LT and played on special teams. **at Buffalo (9/28):** Started at LT and played on special teams, blocking for a unit that gained season-high 189 yards rushing. **vs. New York Giants (10/5):** Started at LT and played on special teams, blocking for a line that did not give up a sack. **vs. New England (10/12):** Started at LT and played on special teams. **at Chicago (10/19):** Started at LT and played on special teams. **vs. Tampa Bay (10/26):** Started at LT and played on special teams. **at Los Angeles Rams (11/2):** Started at LT and played on special teams. **at Carolina (11/9):** Started at LT and played on special teams, blocking for an offense that totaled 388 net yards. **vs. Atlanta (11/23):** Started at LT and played on special teams. **at Miami (11/30):** Started at LT and played on special teams. **at Tampa Bay (12/7):** Started at LT and played on special teams, blocking for a rushing attack that gained 139 yards and scored three touchdowns.



2025 MINI BIOS & STATS

23 Julian Blackmon

Pos.: S Ht.: 6-0 Wt.: 202 Exp.: 6 College: Utah



Regular Season Career GP/GS: (67/63); **2025:** (1/1)

2025 REVIEW: vs. Arizona (9/7): Started at FS in his first game as a Saint, finishing with seven tackles (four solo) and one pass breakup. Placed on Injured Reserve after suffering a season-ending shoulder injury, (9/9).

ADDITIONAL STATS: Special Teams Tackles — (2021, 3); (2022, 4); **Total: 7.**

CAREER HIGHS: Tackles — 13, vs. Houston (9/8/24); **Solo Tackles** — 11, at Tennessee (9/26/21); **Sacks** — 1, at New England (11/6/22); **Tackles for Loss** — 2, vs. Cleveland (10/22/23); **Quarterback Hits** — 1 (3x), last vs. Pittsburgh (9/29/24); **Interceptions** — 1 (10x), last vs. Jacksonville (1/5/25); **Pass Breakups** — 3, at Chicago (10/4/20); **Forced Fumbles** — 1 (2x), at Baltimore (10/11/21) and vs. Green Bay (11/22/20); **Fumble Recoveries** — 1 (4x), last vs. Pittsburgh (9/29/24).

23 S Julian Blackmon													
Date	Opp.	GP	ST	Solo	Ast	Total	Sack/Yds		INT/Yds		PD	FF	FR
9/7	ARZ	X	X	4	3	7	0.0	0.0	0	0	1	0	0
2025 Season		1	1	4	3	7	0.0	0.0	0	0	1	0	0
Saints Career		1	1	4	3	7	0.0	0.0	0	0	1	0	0
Career Totals		67	63	224	76	300	1.5	0.5	10	102	22	2	4



2025 MINI BIOS & STATS

97 Khristian Boyd

Pos.: DT Ht.: 6-2 Wt.: 320 Exp.: 2 College: Northern Iowa



Regular Season Career GP/GS: (8/0); 2025: (2/0)

2025 REVIEW: vs. Arizona (9/7): Inactive. vs. San Francisco (9/14): Inactive. at Seattle (9/21): Inactive. at Buffalo (9/28): Rotated in on defense and recorded one assisted tackle in his season debut. vs. New York Giants (10/5): Inactive. vs. New England (10/12): Inactive. at Chicago (10/19): Rotated in on defense and played on special teams, recording a career-high two tackles. vs. Tampa Bay (10/26): Inactive. at Los Angeles Rams (11/2): Inactive. at Carolina (11/9): Inactive. vs. Atlanta (11/23): Inactive. at Miami (11/30): Inactive. at Tampa Bay (12/7): Inactive.

CAREER HIGHS: Tackles — 2, at Chicago (10/19/25); Solo Tackles — 1 (2x), last at Carolina (11/3/24).

97 DT Khristian Boyd												
Date	Opp.	GP	ST	Solo	Ast	Total	Sack/Yds	INT/Yds	PD	FF	FR	
9/7	ARZ	Inactive										
9/14	SF	Inactive										
9/21	@SEA	Inactive										
9/28	@BUF	X		0	1	1	0.0	0.0	0	0	0	0
10/5	NYG	Inactive										
10/12	NE	Inactive										
10/19	@CHI	X		0	2	2	0.0	0.0	0	0	0	0
10/26	TB	Inactive										
11/2	@LAR	Inactive										
11/9	@CAR	Inactive										
11/23	ATL	Inactive										
11/30	@MIA	Inactive										
12/7	@TB	Inactive										
2025 Season		2	0	0	3	3	0.0	0.0	0	0	0	0
Career Totals		8	0	2	4	6	0.0	0.0	0	0	0	0



2025 MINI BIOS & STATS

90 Bryan Bresee

Pos.: DT **Ht.:** 6-5 **Wt.:** 305 **Exp.:** 3 **College:** Clemson



Regular Season Career GP/GS: (47/24); **2025:** (13/13)

2025 REVIEW: **vs. Arizona (9/7):** Started and played on special teams. Finished with two tackles (one solo) and blocked the second field goal of his career. **vs. San Francisco (9/14):** Started and played on special teams. Recorded one QB hit with one pass breakup, the tenth of his career. **at Seattle (9/21):** Started and played on special teams. Finished with four tackles (tied career-high) and one QB hit. **at Buffalo (9/28):** Started and played on special teams. Recorded three tackles (two solo) and a sack, his first of the 2025 campaign. **vs. New York Giants (10/5):** Started and played on special teams, recording one total tackle for a loss, a forced fumble (second of his career) that led to an 86-yard return for a TD by S Jordan Howden, and also had one QB hit with one pass breakup. **vs. New England (10/12):** Started and played on special teams, recording a new career-high of five tackles (two solo). **at Chicago (10/19):** Started and played on special teams, finishing with four tackles (one solo) and a half-sack. **vs. Tampa Bay (10/26):** Started and played on special teams, finishing with two stops. **at Los Angeles Rams (11/2):** Started and played on special teams. Finished with two tackles for loss and one pass breakup. **at Carolina (11/9):** Started and played on special teams, recording four tackles (two solo), playing a vital role in a run-stopping effort that only allowed 73 yards on 23 carries (3.2 avg.). **vs. Atlanta (11/23):** Started and played on special teams, recording two tackles (one solo) and one stop for a loss. **at Miami (11/30):** Started and played on special teams, finishing with four tackles (two solo) and a sack. **at Tampa Bay (12/7):** Started and played on special teams, recording two solo tackles and one pass breakup.

ADDITIONAL STATS: Blocked Field Goals — (2024, 1), (2025, 1); **Total:** 2.

CAREER HIGHS: Tackles — 5, vs. New England (10/12/25); **Solo Tackles** — 3 (2x), last at Kansas City (10/7/24); **Tackles For Loss** — 3, vs. Tampa Bay (10/1/23); **Sacks** — 2 (2x), vs. Philadelphia (9/22/24) and vs. New York Giants (12/17/23); **Quarterback Hits** — 2 (8x), last at New York Giants (12/8/24); **Pass Breakups** — 2 (2x), at New York Giants (12/8/24) and at Indianapolis (10/29/23); **Forced Fumbles** — 1 (2x), last vs. New York Giants (10/5/25); **Blocked Field Goals** — 1 (2x), vs. Arizona (9/7/25) and at New York Giants (12/8/24).

90 DT Bryan Bresee												
Date	Opp.	GP	ST	Solo	Ast	Total	Sack/Yds	INT/Yds	PD	FF	FR	
9/7	ARZ	X	X	1	1	2	0.0	0.0	0	0	0	0
9/14	SF	X	X	0	0	0	0.0	0.0	0	0	1	0
9/21	@SEA	X	X	0	4	4	0.0	0.0	0	0	0	0
9/28	@BUF	X	X	2	1	3	1.0	2.0	0	0	0	0
10/5	NYG	X	X	0	1	1	0.0	0.0	0	0	1	1
10/12	NE	X	X	2	3	5	0.0	0.0	0	0	0	0
10/19	@CHI	X	X	1	3	4	0.5	4.0	0	0	0	0
10/26	TB	X	X	0	2	2	0.0	0.0	0	0	0	0
11/2	@LAR	X	X	0	0	0	0.0	0.0	0	0	1	0
11/9	@CAR	X	X	2	2	4	0.0	0.0	0	0	0	0
11/23	ATL	X	X	1	1	2	0.0	0.0	0	0	0	0
11/30	@MIA	X	X	2	2	4	1.0	7.0	0	0	0	0
12/7	@TB	X	X	2	0	2	0.0	0.0	0	0	1	0
2025 Season		13	13	13	20	33	2.5	13.0	0	0	4	1
Career Totals		47	24	42	40	82	14.5	96.0	0	0	13	2



2025 MINI BIOS & STATS

91 Vernon Broughton

Pos.: DT **Ht.:** 6-5 **Wt.:** 311 **Exp.:** R **College:** Texas



Regular Season Career GP/GS: (1/0); **2025:** (1/0)

2025 REVIEW: vs. Arizona (9/7): Inactive. **vs. San Francisco (9/14):** Rotated in on the defensive line and played on special teams in his NFL debut, finishing with three tackles. Placed on Injured Reserve after suffering a season-ending hip injury, (9/17).

CAREER HIGHS: Tackles — 3, vs. San Francisco (9/14/25).

91 DT Vernon Broughton												
Date	Opp.	GP	ST	Solo	Ast	Total	Sack/Yds	INT/Yds	PD	FF	FR	
9/7	ARZ	Inactive										
9/14	SF	X		0	3	3	0.0	0.0	0	0	0	0
2025 Season		1	0	0	3	3	0.0	0.0	0	0	0	0
Career Totals		1	0	0	3	3	0.0	0.0	0	0	0	0



2025 MINI BIOS & STATS

26 Terrell Burgess

Pos.: S Ht.: 5-11 Wt.: 202 Exp.: 5 College: Utah



Regular Season Career GP/GS: (55/5); **2025:** (12/1)

2025 REVIEW: Signed to the practice squad, (8/27). **vs. San Francisco (9/14):** Gameday elevation from the practice squad, (9/13). Rotated in on defense and played on special teams in his Saints debut. Signed to the active roster off the practice squad, (9/17). **at Seattle (9/21):** Rotated in on defense and played on special teams, finishing with one defensive tackle and one coverage stop. **at Buffalo (9/28):** Made his first start as a Saint and played on special teams. **vs. New York Giants (10/5):** Rotated in on defense and played on special teams, recording one pass breakup and one special teams tackle. **vs. New England (10/12):** Rotated in on defense and played on special teams. **at Chicago (10/19):** Rotated in on defense and played on special teams, recording one tackle. **vs. Tampa Bay (10/26):** Rotated in on defense and played on special teams, recording one solo stop and a special teams tackle. He also played in his 50th career game. **at Los Angeles Rams (11/2):** Rotated in on defense and played on special teams, finishing with two total stops. **at Carolina (11/9):** Rotated in on defense and played on special teams, recording one special teams tackle. **vs. Atlanta (11/23):** Rotated in on defense and played on special teams, recording one pass breakup and one coverage stop. **at Miami (11/30):** Rotated in on defense and played on special teams. Came in for an injured Justin Reid and recorded a season-high seven tackles (three solo) with one pass breakup. **at Tampa Bay (12/7):** Rotated in on defense and played on special teams, finishing with two stops (one solo).

ADDITIONAL STATS: Special Teams Tackles — (2020, 3), (2021, 2), (2023, 7), (2025, 5); **Total: 17.**

CAREER HIGHS: Tackles — 10, vs. Dallas (1/7/24); **Solo Tackles** — 8, vs. Dallas (1/7/24); **Pass Breakups** — 1 (3x), last vs. Atlanta (11/23/25); **Special Teams Tackles** — 2 (4x), last at New York Jets (12/24/23).

26 S Terrell Burgess												
Date	Opp.	GP	ST	Solo	Ast	Total	Sack/Yds	INT/Yds	PD	FF	FR	
9/7	ARZ											
Practice Squad												
9/14	SF	X		0	0	0	0.0	0.0	0	0	0	0
9/21	@SEA	X		0	1	1	0.0	0.0	0	0	0	0
9/28	@BUF	X	X	0	0	0	0.0	0.0	0	0	0	0
10/5	NYG	X		0	0	0	0.0	0.0	0	0	1	0
10/12	NE	X		0	0	0	0.0	0.0	0	0	0	0
10/19	@CHI	X		0	1	1	0.0	0.0	0	0	0	0
10/26	TB	X		1	0	1	0.0	0.0	0	0	0	0
11/2	@LAR	X		0	2	2	0.0	0.0	0	0	0	0
11/9	@CAR	X		0	0	0	0.0	0.0	0	0	0	0
11/23	ATL	X		0	0	0	0.0	0.0	0	0	1	0
11/30	@MIA	X		3	4	7	0.0	0.0	0	0	1	0
12/7	@TB	X		1	1	2	0.0	0.0	0	0	0	0
2025 Season		12	1	5	9	14	0.0	0.0	0	0	3	0
Saints Career		12	1	5	9	14	0.0	0.0	0	0	3	0
Career Totals		55	5	32	24	56	0.0	0.0	0	0	4	0



2025 MINI BIOS & STATS

98 Jonathan Bullard

Pos.: DE **Ht.:** 6-3 **Wt.:** 290 **Exp.:** 10 **College:** Florida



Regular Season Career GP/GS: (127/57); **2025:** (11/4)

2025 REVIEW: **vs. Arizona (9/7):** Rotated in on defense in his first game as a Saint. **vs. San Francisco (9/14):** Inactive. **at Seattle (9/21):** Rotated in on defense and recorded two solo stops. **at Buffalo (9/28):** Inactive. **vs. New York Giants (10/5):** Rotated in on defense and recorded two tackles (one solo). **vs. New England (10/12):** Rotated in on defense and finished with a season-high three solo tackles, with two of those being tackles for loss. **at Chicago (10/19):** Rotated in on defense and finished with one solo tackle. **vs. Tampa Bay (10/26):** Rotated in on defense and finished with two total stops (one solo). **at Los Angeles Rams (11/2):** Started his first game as a Saint and recorded two total stops. **at Carolina (11/9):** Started and finished with one stop and one pass breakup. **vs. Atlanta (11/23):** Started and recorded one tackle in his 125th career contest. **at Miami (11/30):** Started. **at Tampa Bay (12/7):** Rotated in on defense and finished with one tackle.

ADDITIONAL STATS: Special Teams Tackles — (2021, 3); (2022, 4); **Total: 7.**

CAREER HIGHS: Tackles — 8, vs. Kansas City (10/8/23); **Solo Tackles** — 5, at Cincinnati (10/6/19); **Sacks** — 1 (6x), last at Detroit (1/5/25); **Tackles for Loss** — 3, at Buffalo (11/13/22); **Quarterback Hits** — 2 (3x), last at Green Bay (9/29/24); **Pass Breakups** — 2, vs. Detroit (10/20/24); **Forced Fumbles** — 1 (2x), vs. New Orleans (11/12/23) and at New Orleans (10/29/17).

98 DE Jonathan Bullard													
Date	Opp.	GP	ST	Solo	Ast	Total	Sack/Yds		INT/Yds		PD	FF	FR
9/7	ARZ	X		0	0	0	0.0	0.0	0	0	0	0	0
9/14	SF	Inactive											
9/21	@SEA	X		2	0	2	0.0	0.0	0	0	0	0	0
9/28	@BUF	Inactive											
10/5	NYG	X		1	1	2	0.0	0.0	0	0	0	0	0
10/12	NE	X		3	0	3	0.0	0.0	0	0	0	0	0
10/19	@CHI	X		1	0	1	0.0	0.0	0	0	0	0	0
10/26	TB	X		1	1	2	0.0	0.0	0	0	0	0	0
11/2	@LAR	X	X	0	2	2	0.0	0.0	0	0	0	0	0
11/9	@CAR	X	X	0	1	1	0.0	0.0	0	0	1	0	0
11/23	ATL	X	X	0	1	1	0.0	0.0	0	0	0	0	0
11/30	@MIA	X	X	0	0	0	0.0	0.0	0	0	0	0	0
12/7	@TB	X		0	1	1	0.0	0.0	0	0	0	0	0
2025 Season		11	4	8	7	15	0.0	0.0	0	0	1	0	0
Saints Career		11	4	8	7	15	0.0	0.0	0	0	1	0	0
Career Totals		127	57	140	96	236	6.5	34.0	0	0	9	2	0



2025 MINI BIOS & STATS

10 Brandin Cooks

Pos.: WR **Ht.:** 5-10 **Wt.:** 190 **Exp.:** 12 **College:** Oregon State



Regular Season Career GP/GS: (168/147); **2025:** (10/3)

2025 REVIEW: Named an offensive team captain. **vs. Arizona (9/7):** Rotated in on offense and caught three passes for 26 yards (8.7 avg.) in his first game back as a Saint. Cooks now has 713 career receptions, surpassing Marques Colston and Amari Cooper to move into a tie for 58th all-time with former Saint Jarvis Landry. **vs. San Francisco (9/14):** Rotated in on offense and finished with two catches for 26 yards. Cooks now has 715 career receptions, surpassing Landry for 58th all-time. **at Seattle (9/21):** Rotated in on offense and finished with three catches for 24 yards. **at Buffalo (9/28):** Made first start of 2025 and caught three passes for 22 yards. Now has 721 career receptions, surpassing former Saints TE Jimmy Graham for 57th all-time in NFL history. **vs. New York Giants (10/5):** Rotated in on offense, catching one pass for five yards. **vs. New England (10/12):** Rotated in on offense, recording one catch for 21 yards. **at Chicago (10/19):** Started and finished with one reception for three yards. **vs. Tampa Bay (10/26):** Rotated in on offense and caught three passes for 22 yards, passing Demaryius Thomas for 56th all-time in career receptions. Cooks also played in his 50th career game as a Saint. **at Los Angeles Rams (11/2):** Rotated in on offense and recorded two receptions for 16 yards. He broke the tie with A.J. Green for 55th on the NFL's all-time receptions list (727). **at Carolina (11/9):** Started. Waived, (11/22).

ADDITIONAL STATS: Career Rushing — 58 rushes for 341 yards (5.9 avg.) and two TDs.

CAREER HIGHS: Receptions — 11, vs. Tennessee (1/3/21); **Receiving Yards** — 186, at Arizona (12/18/16); **Long Reception** — 98t, vs. Oakland (9/11/16); **Receiving Touchdowns** — 2 (8x), last at Jacksonville (12/19/21); **Rushing Attempts** — 4, vs. Jacksonville (12/27/15); **Rushing Yards** — 31, at Cleveland (9/14/14); **Long Rush** — 28, at Cleveland (9/14/14); **Rushing Touchdowns** — 1 (2x), last vs. Seattle (11/11/18).

10 WR Brandin Cooks								
Date	Opp.	GP	ST	Receiving				
				Rec	Yds	Avg.	Lg	TD
9/7	ARZ	X		3	26	8.7	12	0
9/14	SF	X		2	26	13.0	20	0
9/21	@SEA	X		3	24	8.0	12	0
9/28	@BUF	X	X	3	22	7.3	9	0
10/5	NYG	X		1	5	5.0	5	0
10/12	NE	X		1	21	21.0	21	0
10/19	@CHI	X	X	1	3	3.0	3	0
10/26	TB	X		3	22	7.3	11	0
11/2	@LAR	X		2	16	8.0	10	0
11/9	@CAR	X	X	0	0	0.0	0	0
11/23	ATL	Waived						
2025 Season		10	3	19	165	8.7	21	0
Saints Career		52	34	234	3,026	12.9	98t	20
Career Totals		168	147	729	9,697	13.3	98t	60



2025 MINI BIOS & STATS

56 Demario Davis

Pos.: LB **Ht.:** 6-2 **Wt.:** 248 **Exp.:** 14 **College:** Arkansas State



Regular Season Career GP/GS: (223/209); **2025:** (13/13)

2025 REVIEW: Named a defensive team captain for the eighth consecutive year. **vs. Arizona (9/7):** Started and finished with nine tackles (six solo), including two stops for loss. **vs. San Francisco (9/14):** Started and led team in tackles, recording 11 (five solo) with one fumble recovery. **at Seattle (9/21):** Started and finished with 11 tackles (two solo), including one stop for loss. Now has 1,502 career tackles, joining the 1,500-stop club, and also tied TE Josh Hill for 37th in club records for games played. **at Buffalo (9/28):** Started and finished with seven tackles (five solo), including one stop for loss. Davis played in his 118th game as a Saint, which moved him into a tie for 35th all-time in club records with DE Charles Grant and CB Brett Maxie. He also started his 200th career game, making him the 110th player in NFL history to start 200 or more games and one of nine active players to join that club, along with Cam Jordan, Calais Campbell, Lavonte David, Aaron Rodgers, Matthew Stafford, Bobby Wagner, Russell Wilson and Kevin Zeitler. Through the first four weeks, Davis is also tied for fifth in the NFC in tackles for loss (four). **vs. New York Giants (10/5):** Started and finished with ten tackles (seven solo), one pass breakup and one forced fumble. Davis played in his 119th game as a Saint on Sunday, putting him in sole possession of 35th in club record books ahead of DE Charles Grant and CB Brett Maxie. He also played in his 215th career game in his 14-year career, the most games played by an active NFL linebacker. With his 215th appearance, he moved into a tie for 14th all-time for appearances by linebackers with Monte Coleman and Pro Football Hall of Famer Ted Hendricks. **vs. New England (10/12):** Started and finished with three tackles (two solo) and a tackle for loss. Davis played in his 120th game as a Saint against the Patriots to move into a tie for 33rd on the club's games played list with LB Vaughan Johnson. He also played in his 216th career game on Sunday, moving into a tie for 13th all-time for appearances by a linebacker with Darryl Talley. **at Chicago (10/19):** Started and finished with a team-high ten tackles (six solo) and a quarterback hit. Davis played in his 121st game as a Saint, moving into sole possession of 33rd on the club's games played list, surpassing Johnson. It was also his 217th career game, which moved him into sole possession of 13th all-time for appearances by a linebacker. **vs. Tampa Bay (10/26):** Started and finished with 10 tackles (led team, four solo) and a forced fumble. **at Los Angeles Rams (11/2):** Started and finished with 13 tackles (four solo). Played in 219th career game, tying Takeo Spikes for 15th all-time in NFL record books for games played by a linebacker. He now has 80 tackles in 13 consecutive seasons, the third-longest active streak in the NFL, joining Washington Commanders LB Bobby Wagner and Tampa Bay Buccaneers LB Lavonte David. **at Carolina (11/9):** Started and finished with seven tackles (one solo), which put him over the 900 tackle mark for his career, and one pass breakup. He played in his 124th game to surpass RB Mark Ingram II on the club's games played list to take sole possession of 32nd, and played in his 220th career game, surpassing Takeo Spikes for 12th all-time in NFL history for games played by a linebacker. **vs. Atlanta (11/23):** Made his 125th start/appearance as a Saint and led the defense with 11 tackles (six solo). Davis reached 100 stops for the ninth consecutive season and the eighth consecutive season as a Saint with his 11 tackle performance. **at Miami (11/30):** Started and finished with a team-best nine tackles (four solo). **at Tampa Bay (12/7):** Started and recorded seven stops (four solo), tying for the team-lead in tackles.

ADDITIONAL STATS: Special Teams Tackles — (2012, 16); (2013, 6); (2014, 2); (2015, 1); **Total: 25.**

CAREER HIGHS: Tackles — 15, vs. Kansas City (12/20/20); **Solo Tackles** — 11 (2x), vs. Pittsburgh (11/9/14) and vs. Miami (9/24/17); **Sacks** — 2 (4x), last vs. Cincinnati (10/16/22); **Tackles for Loss** — 4, at Seattle (10/25/21); **Quarterback Hits** — 4 (2x), last vs. Atlanta (11/22/18); **Interceptions** — 1 (3x), last at Tampa Bay (12/5/22); **Pass Breakups** — 4, at Tampa Bay (11/17/19); **Forced Fumbles** — 1 (4x), last vs. New York Giants (10/5/25); **Fumble Recoveries** — 1 (9x), last vs. San Francisco (9/14/25).



2025 MINI BIOS & STATS

56 LB Demario Davis													
Date	Opp.	GP	ST	Solo	Ast	Total	Sack/Yds		INT/Yds		PD	FF	FR
9/7	ARZ	X	X	6	3	9	0.0	0.0	0	0	0	0	0
9/14	SF	X	X	5	6	11	0.0	0.0	0	0	0	0	1
9/21	@SEA	X	X	2	9	11	0.0	0.0	0	0	0	0	0
9/28	@BUF	X	X	5	2	7	0.0	0.0	0	0	0	0	0
10/5	NYG	X	X	7	3	10	0.0	0.0	0	0	1	1	0
10/12	NE	X	X	2	1	3	0.0	0.0	0	0	0	0	0
10/19	@CHI	X	X	6	4	10	0.0	0.0	0	0	0	0	0
10/26	TB	X	X	4	6	10	0.0	0.0	0	0	0	1	0
11/2	@LAR	X	X	4	9	13	0.0	0.0	0	0	0	0	0
11/9	@CAR	X	X	1	6	7	0.0	0.0	0	0	1	0	0
11/23	ATL	X	X	6	5	11	0.0	0.0	0	0	0	0	0
11/30	@MIA	X	X	4	5	9	0.0	0.0	0	0	0	0	0
12/7	@TB	X	X	4	3	7	0.0	0.0	0	0	0	0	0
2025 Season		13	13	56	62	118	0.0	0.0	0	0	2	2	1
Saints Career		127	127	556	373	929	31.0	222.0	3	5	47	5	4
Career Totals		223	209	985	604	1589	44.5	313.5	4	5	64	6	9



2025 MINI BIOS & STATS

43 Michael Davis

Pos.: CB **Ht.:** 6-2 **Wt.:** 196 **Exp.:** 9 **College:** BYU



Regular Season Career GP/GS: (130/76); **2025:** (8/0)

2025 REVIEW: **vs. New England (10/12):** Played on special teams in Saints debut. **at Chicago (10/19):** Rotated in on defense and played on special teams. **vs. Tampa Bay (10/26):** Rotated in on defense and played on special teams. **at Los Angeles Rams (11/2):** Rotated in on defense and played on special teams. **at Carolina (11/9):** Played on special teams, recording one coverage stop. **vs. Atlanta (11/23):** Played on special teams and finished with one tackle. **at Miami (11/30):** Played on special teams. **at Tampa Bay (12/7):** Played on special teams and rotated in on defense for the first time as a Saint, finishing with one special teams stop.

ADDITIONAL STATS: Special Teams Tackles — (2017, 14), (2018, 6), (2020, 1), (2022, 1), (2024, 4), (2025, 3); **Total: 29.**

CAREER HIGHS: Tackles — 10, vs. Jacksonville (9/25/22); **Solo Tackles** — 8 (4x), last vs. Las Vegas (10/1/23); **Sacks** — 1, at Arizona (11/27/22); **Tackles for Loss** — 1 (8x), last at Las Vegas (12/14/23); **Quarterback Hits** — 1, at Arizona (11/27/22); **Interceptions** — 1 (8x), last vs. Denver (12/10/23); **Pass Breakups** — 4, vs. New York Giants (12/12/21); **Forced Fumbles** — 1, vs. San Francisco (9/30/18); **Fumble Recoveries** — 2, at Kansas City (9/26/21).

43 CB Michael Davis												
Date	Opp.	GP	ST	Solo	Ast	Total	Sack/Yds	INT/Yds	PD	FF	FR	
10/12	NE	X		0	0	0	0.0	0.0	0	0	0	0
10/19	@CHI	X		0	0	0	0.0	0.0	0	0	0	0
10/26	TB	X		0	0	0	0.0	0.0	0	0	0	0
11/2	@LAR	X		0	0	0	0.0	0.0	0	0	0	0
11/9	@CAR	X		0	0	0	0.0	0.0	0	0	0	0
11/23	ATL	X		0	0	0	0.0	0.0	0	0	0	0
11/30	@MIA	X		0	0	0	0.0	0.0	0	0	0	0
12/7	@TB	X		0	0	0	0.0	0.0	0	0	0	0
2025 Season		8	0	0	0	0	0.0	0.0	0	0	0	0
Saints Career		8	0	0	0	0	0.0	0.0	0	0	0	0
Career Totals		130	76	265	72	337	1.0	6.0	8	131	70	1



2025 MINI BIOS & STATS

40 Fadil Diggs

Pos.: DE Ht.: 6-4 Wt.: 257 Exp.: R College: Syracuse



Regular Season Career GP/GS: (4/0); 2025: (4/0)

2025 REVIEW: Signed off practice squad to active roster, (9/6). **vs. Arizona (9/7):** Rotated in on defense in first career NFL game. Waived, (9/8). Signed to practice squad, (9/10). **vs. San Francisco (9/14):** Gameday practice squad elevation, (9/13). Rotated in on defense and played on special teams. **at Seattle (9/21):** Gameday practice squad elevation, (9/20). Rotated in on defense and special teams. **at Buffalo (9/28):** Gameday practice squad elevation, (9/28). Rotated in on defense and played on special teams.

40 DE Fadil Diggs													
Date	Opp.	GP	ST	Solo	Ast	Total	Sack/Yds	INT/Yds	PD	FF	FR		
9/7	ARZ	X		0	0	0	0.0 0.0	0 0	0	0	0		
9/14	SF	X		0	0	0	0.0 0.0	0 0	0	0	0		
9/21	@SEA	X		0	0	0	0.0 0.0	0 0	0	0	0		
9/28	@BUF	X		0	0	0	0.0 0.0	0 0	0	0	0		
10/5	NYG	Practice Squad											
10/12	NE	Practice Squad											
10/19	@CHI	Practice Squad											
10/26	TB	Practice Squad											
11/2	@LAR	Practice Squad											
11/9	@CAR	Practice Squad											
11/23	ATL	Practice Squad											
11/30	@MIA	Practice Squad											
12/7	@TB	Practice Squad											
2025 Season		4	0	0	0	0	0.0 0.0	0 0	0	0	0		
Career Totals		4	0	0	0	0	0.0 0.0	0 0	0	0	0		



2025 MINI BIOS & STATS

30 Audric Estime

Pos.: RB **Ht.:** 5-11 **Wt.:** 227 **Exp.:** 2 **College:** Notre Dame



Regular Season Career GP/GS: (16/1); **2025:** (3/0)

2025 REVIEW: Signed to the practice squad, (10/21). Signed to the active roster, (11/5). **at Carolina (11/9):** Rotated in on offense and played on special teams in his first game as a Saint. **vs. Atlanta (11/23):** Inactive. **at Miami (11/30):** Played on special teams. **at Tampa Bay (12/7):** Rotated in on offense and played on special teams, recording three carries for 11 yards.

CAREER HIGHS: **Rushes** — 14, at Kansas City (11/10/24); **Rushing Yards** — 53, at Kansas City (11/10/24); **Long Rush** — 21, at Baltimore (11/3/24); **Touchdowns** — 1 (2x), last vs. Kansas City (1/5/25); **Receptions** — 3, vs. Atlanta (11/17/24); **Receiving Yards** — 13, at Cincinnati (12/28/24); **Long Reception** — 13, at Cincinnati (12/28/24).

30 RB Audric Estime													
				Rushing					Receiving				
Date	Opp.	GP	ST	Att	Yds	Avg.	Lg	TD	Rec	Yds	Avg.	Lg	TD
10/26	TB												
Practice Squad													
11/2	@LAR												
Practice Squad													
11/9	@CAR	X		0	0	0.0	0	0	0	0	0.0	0	0
11/23	ATL												
Inactive													
11/30	@MIA	X		0	0	0.0	0	0	0	0	0.0	0	0
12/7	@TB	X		3	11	3.7	9	0	0	0	0.0	0	0
2025 Season		3	0	3	11	3.7	0	0	0	0	0.0	0	0
Career Totals		16	1	79	321	4.1	21	2	5	27	5.4	13	0



2025 MINI BIOS & STATS

53 Jaylan Ford

Pos.: LB Ht.: 6-2 Wt.: 240 Exp.: 2 College: Texas



Regular Season Career GP/GS: (21/0); **2025:** (13/0)

2025 REVIEW: **vs. Arizona (9/7):** Played on special teams and finished with one coverage tackle. **vs. San Francisco (9/14):** Played on special teams. **at Seattle (9/21):** Played on special teams. **at Buffalo (9/28):** Played on special teams. **vs. New York Giants (10/5):** Played on special teams. **vs. New England (10/12):** Played on special teams and recorded two stops, tying a career-high. **at Chicago (10/19):** Played on special teams and recorded a career-high three coverage stops. **vs. Tampa Bay (10/26):** Played on special teams. **at Los Angeles Rams (11/2):** Played on special teams. **at Carolina (11/9):** Played on special teams. **vs. Atlanta (11/23):** Played on special teams and recorded one stop. **at Miami (11/30):** Played on special teams. **at Tampa Bay (12/7):** Played on special teams.

ADDITIONAL STATS: Special Teams Tackles — (2024, 5), (2025, 7); **Total: 12.**

CAREER HIGHS: Special Teams Tackles — 3, at Chicago (10/19/25).

53 LB Jaylan Ford												
Date	Opp.	GP	ST	Solo	Ast	Total	Sack/Yds	INT/Yds	PD	FF	FR	
9/7	ARZ	X		0	0	0	0.0	0.0	0	0	0	0
9/14	SF	X		0	0	0	0.0	0.0	0	0	0	0
9/21	@SEA	X		0	0	0	0.0	0.0	0	0	0	0
9/28	@BUF	X		0	0	0	0.0	0.0	0	0	0	0
10/5	NYG	X		0	0	0	0.0	0.0	0	0	0	0
10/12	NE	X		0	0	0	0.0	0.0	0	0	0	0
10/19	@CHI	X		0	0	0	0.0	0.0	0	0	0	0
10/26	TB	X		0	0	0	0.0	0.0	0	0	0	0
11/2	@LAR	X		0	0	0	0.0	0.0	0	0	0	0
11/9	@CAR	X		0	0	0	0.0	0.0	0	0	0	0
11/23	ATL	X		0	0	0	0.0	0.0	0	0	0	0
11/30	@MIA	X		0	0	0	0.0	0.0	0	0	0	0
12/7	@TB	X		0	0	0	0.0	0.0	0	0	0	0
2025 Season		13	0	0	0	0	0.0	0.0	0	0	0	0
Career Totals		21	0	0	0	0	0.0	0.0	0	0	0	0



2025 MINI BIOS & STATS

79 Luke Fortner

Pos.: OL Ht.: 6-4 Wt.: 307 Exp.: 4 College: Kentucky



Regular Season Career GP/GS: (64/40); 2025: (13/6)

2025 REVIEW: vs. Arizona (9/7): Played on special teams in his first game as a Saint. **vs. San Francisco (9/14):** Played on special teams. **at Seattle (9/21):** Rotated in at C and played on special teams. **at Buffalo (9/28):** Rotated in at T in the jumbo package and played on special teams. **vs. New York Giants (10/5):** Rotated in at T in the jumbo package and played on special teams. **vs. New England (10/12):** Rotated in at T in the jumbo package and also played on special teams. **at Chicago (10/19):** Rotated in at C in the fourth quarter for the injured Erik McCoy and also played on special teams. **vs. Tampa Bay (10/26):** Started at C for the first time in a Saints uniform. **at Los Angeles Rams (11/2):** Started at C. **at Carolina (11/9):** Started at C, blocking for an offense that gained 388 net yards. **vs. Atlanta (11/23):** Started at C. **at Miami (11/30):** Started at C. **at Tampa Bay (12/7):** Started at C, blocking for a run game that gained 139 yards and scored three touchdowns.



2025 MINI BIOS & STATS

75 Taliese Fuaga

Pos.: T Ht.: 6-6 Wt.: 324 Exp.: 2 College: Oregon State



Regular Season Career GP/GS: (26/26); 2025: (9/9)

2025 REVIEW: vs. Arizona (9/7): Started at RT for the first time in his NFL career and played on special teams. Left in fourth quarter (knee) and did not return. **vs. San Francisco (9/14):** Started at RT and played on special teams. **at Seattle (9/21):** Inactive (back/knee). **at Buffalo (9/28):** Started at RT and played on special teams, blocking for a unit that gained a season-high 189 yards rushing. **vs. New York Giants (10/5):** Started at RT and played on special teams, blocking for a unit that did not surrender a sack. **vs. New England (10/12):** Started at RT and played on special teams. **at Chicago (10/19):** Started at RT and played on special teams. **vs. Tampa Bay (10/26):** Started at RT and played on special teams. **at Los Angeles Rams (11/2):** Started at RT and played on special teams. Left in the fourth quarter (ankle) and did not return. **at Carolina (11/9):** Inactive (ankle). **vs. Atlanta (11/23):** Inactive (ankle). **at Miami (11/30):** Started at RT and played on special teams. **at Tampa Bay (12/7):** Inactive (ankle).



2025 MINI BIOS & STATS

92 Davon Godchaux

Pos.: DT **Ht.:** 6-3 **Wt.:** 330 **Exp.:** 9 **College:** LSU



Regular Season Career GP/GS: (133/121); **2025:** (13/12)

2025 REVIEW: vs. Arizona (9/7): Started in his first game as a Saint and played on special teams. Finished with three tackles (one solo). **vs. San Francisco (9/14):** Started and recorded one solo stop. **at Seattle (9/21):** Started. **at Buffalo (9/28):** Started and recorded one tackle. **vs. New York Giants (10/5):** Started. **vs. New England (10/12):** Started and finished with a team-best eight tackles (four solo), a tackle for loss and a forced fumble (third of his career) against his former team. **at Chicago (10/19):** Started and recorded two tackles. **vs. Tampa Bay (10/26):** Started and finished with six total stops (three solo). **at Los Angeles Rams (11/2):** Started and finished with seven stops. **at Carolina (11/9):** Started and recorded two total stops, playing a key role in a run defense that surrendered only 73 rushing yards on 23 carries (3.2 avg.). **vs. Atlanta (11/23):** Started and finished with one solo stop. **at Miami (11/30):** Started and recorded four tackles (two solo). **at Tampa Bay (12/7):** Rotated in on defense and recorded four total tackles (one solo) and one tackle for loss.

CAREER HIGHS: Tackles — 10 (2x), vs. Buffalo (12/1/22) and at Buffalo (12/6/21); **Solo Tackles** — 6 (2x), vs. Tennessee (11/28/21) and at Buffalo (12/6/21); **Sacks** — 1 (4x), last at Cleveland (10/16/22); **Tackles for Loss** — 2 (4x), last at Denver (12/24/23); **Quarterback Hits** — 3, at Cleveland (11/24/19); **Pass Breakups** — 1 (3x), last vs. Miami (10/6/24); **Forced Fumbles** — 1 (3x), last vs. New England (10/12/25); **Fumble Recoveries** — 1, vs. Washington (11/5/23).

92 DT Davon Godchaux												
Date	Opp.	GP	ST	Solo	Ast	Total	Sack/Yds	INT/Yds	PD	FF	FR	
9/7	ARZ	X	X	1	2	3	0.0	0.0	0	0	0	0
9/14	SF	X	X	1	0	1	0.0	0.0	0	0	0	0
9/21	@SEA	X	X	0	0	0	0.0	0.0	0	0	0	0
9/28	@BUF	X	X	0	1	1	0.0	0.0	0	0	0	0
10/5	NYG	X	X	0	0	0	0.0	0.0	0	0	0	0
10/12	NE	X	X	4	4	8	0.0	0.0	0	0	1	0
10/19	@CHI	X	X	0	2	2	0.0	0.0	0	0	0	0
10/26	TB	X	X	3	3	6	0.0	0.0	0	0	0	0
11/2	@LAR	X	X	0	7	7	0.0	0.0	0	0	0	0
11/9	@CAR	X	X	0	2	2	0.0	0.0	0	0	0	0
11/23	ATL	X	X	1	0	1	0.0	0.0	0	0	0	0
11/30	@MIA	X	X	2	2	4	0.0	0.0	0	0	0	0
12/7	@TB	X		1	3	4	0.0	0.0	0	0	0	0
2025 Season		13	12	13	26	39	0.0	0.0	0	0	1	0
Saints Career		13	12	13	26	39	0.0	0.0	0	0	1	0
Career Totals		133	121	218	250	468	5.5	32.0	0	0	3	1



2025 MINI BIOS & STATS

96 Carl Granderson

Pos.: DE **Ht.:** 6-5 **Wt.:** 261 **Exp.:** 7 **College:** Wyoming



Regular Season Career GP/GS: (101/47); **2025:** (13/6)

2025 REVIEW: vs. Arizona (9/7): Started and played on special teams, finishing with six tackles (tied a career-high with five solo stops), 1.5 sacks and two pass breakups (tied a career-high). Granderson now has 30 career sacks in his professional career. **vs. San Francisco (9/14):** Started and played on special teams, recording seven tackles (tied a career-high with five solo stops) with two sacks and tied for a career-high with three stops for a loss. Granderson now has two games with multiple sacks to start the season, with this his first two-sack performance since the 2020 season against the Carolina Panthers (1/3/21). **at Seattle (9/21):** Started and played on special teams, finishing with two tackles (one solo). **at Buffalo (9/28):** Started and played on special teams, recording five solo tackles (tied a career-high), one sack and two stops for a loss. **vs. New York Giants (10/5):** Started and played on special teams, recording six tackles (three solo) and one QB hit. **vs. New England (10/12):** Rotated in on defense and played on special teams, finishing with one tackle. **at Chicago (10/19):** Rotated in on defense and played on special teams, finishing with three tackles (two solo). **vs. Tampa Bay (10/26):** Started and played on special teams, recording one stop. **at Los Angeles Rams (11/2):** Rotated in on defense and played on special teams, recording two solo stops. **at Carolina (11/9):** Rotated in on defense and played on special teams, finishing with one solo stop. **vs. Atlanta (11/23):** Rotated in on defense and played on special teams, finishing with one tackle. **at Miami (11/30):** Appeared in his 100th game as a Saint and for his career. Rotated in on defense and played on special teams, recording three tackles (one solo). **at Tampa Bay (12/7):** Rotated in on defense and played on special teams, finishing with five stops (four solo), two tackles for loss and one pass breakup.

ADDITIONAL STATS: Blocked Field Goals — (2021, 1); **Total: 1; Blocked Extra Points** — (2024, 1); **Total: 1; Special Teams Tackles** — (2021, 1); **Total: 1.**

CAREER HIGHS: Tackles — 10, at Atlanta (11/26/23); **Solo Tackles** — 5 (6x), last at Buffalo (9/28/25); **Sacks** — 2 (2x), vs. San Francisco (9/14/25) and at Carolina (1/3/21); **Tackles for Loss** — 3 (3x), last vs. San Francisco (9/14/25); **Quarterback Hits** — 4 (2x), last vs. Tennessee (9/10/23); **Forced Fumbles** — 1 (4x), last vs. Philadelphia (9/22/24); **Fumble Recoveries** — 1 (2x), vs. Jacksonville (10/19/23) and at Tampa Bay (12/5/22); **Pass Breakups** — 2 (2x), vs. Arizona (9/7/25) and vs. Atlanta (11/10/24); **Blocked Field Goals** — 1, at Carolina (9/19/21).

96 DE Carl Granderson												
Date	Opp.	GP	ST	Solo	Ast	Total	Sack/Yds	INT/Yds	PD	FF	FR	
9/7	ARZ	X	X	5	1	6	1.5 3.5	0 0	2	0	0	
9/14	SF	X	X	5	2	7	2.0 7.0	0 0	0	0	0	
9/21	@SEA	X	X	1	1	2	0.0 0.0	0 0	0	0	0	
9/28	@BUF	X	X	5	0	5	1.0 9.0	0 0	0	0	0	
10/5	NYG	X	X	3	3	6	0.0 0.0	0 0	0	0	0	
10/12	NE	X		0	1	1	0.0 0.0	0 0	0	0	0	
10/19	@CHI	X		2	1	3	0.0 0.0	0 0	0	0	0	
10/26	TB	X	X	0	1	1	0.0 0.0	0 0	0	0	0	
11/2	@LAR	X		2	0	2	0.0 0.0	0 0	0	0	0	
11/9	@CAR	X		1	0	1	0.0 0.0	0 0	0	0	0	
11/23	ATL	X		0	1	1	0.0 0.0	0 0	0	0	0	
11/30	@MIA	X		1	2	3	0.0 0.0	0 0	0	0	0	
12/7	@TB	X		4	1	5	0.0 0.0	0 0	1	0	0	
2025 Season		13	6	29	14	43	4.5 19.5	0 0	3	0	0	
Career Totals		101	47	168	115	283	33.0 202.5	0 0	9	4	2	



2025 MINI BIOS & STATS

19 Blake Grupe

Pos.: K **Ht.:** 5-7 **Wt.:** 156 **Exp.:** 3 **College:** Notre Dame



Regular Season Career GP: (45); **2025:** (11)

2025 REVIEW: Named a special teams captain for the first time. **vs. Arizona (9/7):** Handled kicking duties, finishing two-of-three on FG attempts and made his lone PAT attempt. **vs. San Francisco (9/14):** Handled kicking duties, missing a 40-yard FG attempt and went three-for-three on PATs. **at Seattle (9/21):** Handled kicking duties, finishing two-for-three on FG attempts and made his lone PAT attempt. **at Buffalo (9/28):** Handled kicking duties, finished two-for-two on FG attempts with a long of 54 yards and made his lone PAT attempt. **vs. New York Giants (10/5):** Handled kicking duties, finishing four-for-six on FG attempts with a long of 53 yards and made both PAT attempts. Also recorded one special teams tackle, his first of the 2025 campaign. **vs. New England (10/12):** Handled kicking duties, finishing four-for-four on FG attempts with a long of 54 yards and made lone PAT attempt. This was the fifth game of his career to make four or more field goals in a game and second consecutive contest. **at Chicago (10/19):** Handled kicking duties, missing his lone FG attempt from 53 yards out and made both PAT attempts. **vs. Tampa Bay (10/26):** Handled kicking duties, making his lone field goal attempt of 48 yards. **at Los Angeles Rams (11/2):** Handled kicking duties, making both his lone field goal attempt of 39 yards and PAT attempt. **at Carolina (11/9):** Handled kicking duties, making his lone field goal attempt of 20 yards and both PAT attempts. **vs. Atlanta (11/23):** Handled kicking duties, finishing one-for-three on FG attempts and made his lone PAT attempt. Waived, (11/25).

ADDITIONAL STATS: Special Teams Tackles — (2024, 2), (2025, 1); **Total: 3; Touchbacks** — (2023, 76), (2024, 21), (2025, 9); **Total: 106.**

CAREER HIGHS: Field Goals Made — 5, at Atlanta (11/26/23); **Field Goal Attempts** — 6 (2x), last vs. New York Giants (10/5/25); **Longest Field Goal Made** — 57, vs. Carolina (9/8/24); **PATs** — 6, vs. Atlanta (1/7/24); **PATs Attempted** — 6 (2x), last at Dallas (9/15/24); **Field Goals Blocked** — 1, at New York Giants (12/8/24); **Points** — 17, vs. Carolina (9/8/24); **Touchbacks** — 9, vs. Atlanta (1/7/24).

19 K Blake Grupe																				
			Field Goals					1-19		20-29		30-39		40-49		50+		PATs		
Date	Opp.	GP	M	A	Pct.	Lg	Blk	M	A	M	A	M	A	M	A	M	A	M	A	Pts
9/7	ARZ	X	2	3	66.7%	37	0	0	0	1	1	1	2	0	0	0	0	1	1	7
9/14	SF	X	0	1	0.0%	0	0	0	0	0	0	0	0	0	1	0	0	3	3	3
9/21	@SEA	X	2	3	66.7%	27	0	0	0	2	2	0	0	0	0	0	1	1	1	7
9/28	@BUF	X	2	2	100.0%	54	0	0	0	0	0	1	1	0	0	1	1	1	1	7
10/5	NYG	X	4	6	66.7%	53	0	0	0	3	3	0	0	0	1	1	2	2	2	14
10/12	NE	X	4	4	100.0%	54	0	0	0	0	0	2	2	1	1	1	1	1	1	13
10/19	@CHI	X	0	1	0.0%	0	0	0	0	0	0	0	0	0	0	0	1	2	2	2
10/26	TB	X	1	1	100.0%	48	0	0	0	0	0	0	0	1	1	0	0	0	0	3
11/2	@LAR	X	1	1	100.0%	39	0	0	0	0	0	1	1	0	0	0	0	1	1	4
11/9	@CAR	X	1	1	100.0%	20	0	0	0	1	1	0	0	0	0	0	0	2	2	5
11/23	ATL	X	1	3	33.3%	33	0	0	0	0	0	1	2	0	1	0	0	1	1	4
2025 Season		11	18	26	69.2%	54	0	0	0	7	7	6	8	2	5	3	6	15	15	69
Career Totals		45	75	94	79.8%	57	1	0	0	21	23	22	25	17	23	15	23	86	88	311



2025 MINI BIOS & STATS

7 Taysom Hill

Pos.: QB Ht.: 6-2 Wt.: 221 Exp.: 9 College: BYU



Regular Season Career GP/GS: (114/51); 2025: (9/2)

2025 REVIEW: Placed on Reserve/Physically Unable to Perform (PUP), (8/26). Activated off of Reserve/Physically Unable to Perform (PUP), (10/4). **vs. New York Giants (10/5):** Rotated in on offense and played on special teams in his season debut, completing his only pass attempt for 19 yards and carried the ball six times for -1 yards. **vs. New England (10/12):** Rotated in on offense and rushed one time for a one yard touchdown, his first of the season. **at Chicago (10/19):** Rotated in on offense and played on special teams. Rushed twice for -4 yards and caught two passes for 12 yards. **vs. Tampa Bay (10/26):** Rotated in on offense and played on special teams. He rushed twice for six yards and caught one pass for six yards. He also played in his 109th career regular season game, moving into a tie for 42nd on the club's all-time games played list with CB Fred Thomas. **at Los Angeles Rams (11/2):** Started and played on special teams. He added four carries for 30 yards including a season-best/team-long 29-yard run. With the big gain, he moved into 25th all-time in rushing yards by a player not designated as a running back, passing QB Rich Gannon and Pro Football Hall of Fame QB Bobby Layne (Class of 1967). **at Carolina (11/9):** Rotated in on offense and played on special teams, rushing seven times for 20 yards. **vs. Atlanta (11/23):** Rotated in on offense and special teams, carrying 10 times for 17 yards and went 0-for-2 on pass attempts. Hill played in his 112th career regular season game, which surpassed OL Andrus Peat to take sole possession of 39th place all-time in club record books. **at Miami (11/30):** Started and rushed once for two yards and caught a pass for a five-yard gain. **at Tampa Bay (12/7):** Rotated in on offense and played on special teams, rushing two times for -1 yards and recorded one coverage tackle, his first of the 2025 campaign.

ADDITIONAL STATS: Special Teams Tackles — (2017, 5), (2018, 6), (2019, 3), (2023, 2), (2025, 1); **Total: 17;** **Blocked Punts** — (2018, 1); **Total: 1;** **Defensive Tackles** — (2024, 1); **Total: 1;** **Forced Fumbles** — (2024, 1); **Total: 1.** **Kick Returns** — (2018, 14 returns for 348 yards), (2019, one return for 12 yards), (2022, three returns for 69 yards), (2023, one return for 18 yards), (2024, one return for 42 yards); **Total: 20 returns for 489 yards.**

CAREER HIGHS: Passing Attempts — 41, vs. Dallas (12/2/21); **Completions** — 28, at Philadelphia (12/13/20); **Passing Yards** — 291, at Philadelphia (12/13/20); **Long Completion** — 70t, vs. Dallas (12/2/21); **Passing TDs** — 2 (3x), last vs. Dallas (12/2/21); **Interceptions** — 4, vs. Dallas (12/2/21); **Receptions** — 8, vs. Cleveland (11/17/24); **Receiving Yards** — 63, vs. Arizona (10/27/19); **Long Reception** — 45t, at Carolina (12/29/19); **Receiving TDs** — 1 (11x), last at Tampa Bay (12/31/23); **Rushes** — 14 (2x), at Philadelphia (1/1/23) and at Atlanta (12/6/20); **Rushing Yards** — 138, vs. Cleveland (11/17/24); **Long Rush** — 75t, vs. Cleveland (11/17/24); **Rushing TDs** — 3 (2x), vs. Cleveland (11/17/24) and vs. Seattle (10/9/22); **Kickoff Returns** — 3 (2x), vs. Seattle (10/9/22) and at Atlanta (9/23/18); **Kickoff Return Yards** — 69, vs. Seattle (10/9/22); **Long Kickoff Return** — 47, vs. Cleveland (9/16/18); **Special Teams Tackles** — 2 (2x), last at Baltimore (10/21/18); **Special Teams Fumble Recoveries** — 1, vs. Seattle (10/9/22); **Total: 1;** **Blocked Punts** — 1, at Tampa Bay (12/9/18).



2025 MINI BIOS & STATS

7 QB Taysom Hill																					
				Rushing					Receiving					Passing							
Date	Opp.	GP	ST	Att	Yds	Avg.	Lg	TD	Rec	Yds	Avg.	Lg	TD	Comp	Att	Pct.	Yards	TD	INT	Lg	Rating
9/7	ARZ																				
Physically Unable to Perform (PUP)																					
9/14	SF																				
Physically Unable to Perform (PUP)																					
9/21	@SEA																				
Physically Unable to Perform (PUP)																					
9/28	@BUF																				
Physically Unable to Perform (PUP)																					
10/5	NYG	X		6	-1	-0.2	2	0	0	0	0.0	0	0	1	1	100%	19	0	0	19	118.8
10/12	NE	X		1	1	1.0	1	1	0	0	0.0	0	0	0	0	0%	0	0	0	0	0.0
10/19	@CHI	X		2	-4	-2.0	5	0	2	12	6.0	7	0	0	0	0%	0	0	0	0	0.0
10/26	TB	X		2	6	3.0	3	0	1	6	6.0	6	0	0	0	0%	0	0	0	0	0.0
11/2	@LAR	X	X	4	30	7.5	29	0	0	0	0.0	0	0	0	1	0%	0	0	0	0	0.0
11/9	@CAR	X		7	20	2.9	5	0	0	0	0.0	0	0	0	1	0%	0	0	0	0	0.0
11/23	ATL	X		10	17	1.4	4	0	0	0	0.0	0	0	0	2	0%	0	0	0	0	0.0
11/30	@MIA	X	X	1	2	2.0	2	0	1	5	5.0	5	0	0	0	0%	0	0	0	0	0.0
12/7	@TB	X		2	-1	-0.5	2	0	0	0	0.0	0	0	0	0	0%	0	0	0	0	0
2025 Season		9	2	35	70	2.0	29	1	4	23	5.8	0	0	1	5	20.0%	19	0	0	19	118.8
Career Totals		114	51	472	2,507	5.3	75t	34	103	966	9.4	45t	11	194	307	63.2%	2,388	11	9	70t	87.7



2025 MINI BIOS & STATS

31 Jordan Howden

Pos.: S Ht.: 6-0 Wt.: 209 Exp.: 3 College: Minnesota



Regular Season Career GP/GS: (45/12); 2025: (12/1)

2025 REVIEW: vs. Arizona (9/7): Inactive. **vs. San Francisco (9/14):** Played on special teams. **at Seattle (9/21):** Rotated in on defense and played on special teams, recording three stops (one solo). **at Buffalo (9/28):** Rotated in at S and played on special teams, recording one coverage tackle, his first of the season. **vs. New York Giants (10/5):** Rotated in on defense and played on special teams, recording four stops (three solo) and a fumble recovery from a Bryan Bresee punch-out taken 86 yards for his first NFL touchdown. His fumble recovery returned for a touchdown is tied for the second-longest fumble return in franchise history with Tyrone Hughes (vs. San Francisco, Nov. 28, 1994). **vs. New England (10/12):** Rotated in on defense and played on special teams, recording one coverage tackle. **at Chicago (10/19):** Rotated in on defense and played on special teams, recording one coverage tackle. **vs. Tampa Bay (10/26):** Rotated in on defense and played on special teams, tallying two stops, both of which were solo. **at Los Angeles Rams (11/2):** Rotated in on defense and played on special teams, tallying one stop. **at Carolina (11/9):** Rotated in on defense and played on special teams. **vs. Atlanta (11/23):** Rotated in on defense and played on special teams. **at Miami (11/30):** Rotated in on defense and played on special teams, recording four tackles (one solo) with one stop for loss. **at Tampa Bay (12/7):** Made his first start of the season at SS for the injured Justin Reid and played on special teams, finishing with a season-high six tackles (five solo).

ADDITIONAL STATS: Special Teams Tackles — (2024, 3); (2025, 3) Total: 6.

CAREER HIGHS: Tackles — 10 (2x), vs. Tampa Bay (10/13/24) and vs. Carolina (12/10/23); Solo Tackles — 7, vs. Carolina (12/10/23); Pass Breakups — 2, at New England, (10/8/23); Interceptions — 1 (2x), at Tampa Bay (1/5/25) and vs. Carolina (9/8/24); Sacks — 1, vs. Carolina (12/10/23); Tackles for Loss — 1 (3x), last at Miami (11/30/25) Quarterback Hits — 1, vs. Detroit (12/3/23); Forced Fumbles — 1, vs. Carolina (12/10/23); Fumble Recoveries — 1, vs New York Giants (10/5/25); Special Teams Tackles — 1 (4x), last at Chicago (10/12/25); Touchdowns — 1, vs New York Giants (10/5/25).

31 DB Jordan Howden												
Date	Opp.	GP	ST	Solo	Ast	Total	Sack/Yds	INT/Yds	PD	FF	FR	
9/7	ARZ											Inactive
9/14	SF	X		0	0	0	0.0	0.0	0	0	0	0
9/21	@SEA	X		0	0	0	0.0	0.0	0	0	0	0
9/28	@BUF	X		0	0	0	0.0	0.0	0	0	0	0
10/5	NYG	X		3	1	4	0.0	0.0	0	0	0	1
10/12	NE	X		0	0	0	0.0	0.0	0	0	0	0
10/19	@CHI	X		0	0	0	0.0	0.0	0	0	0	0
10/26	TB	X		2	0	2	0.0	0.0	0	0	0	0
11/2	@LAR	X		0	1	1	0.0	0.0	0	0	0	0
11/9	@CAR	X		0	0	0	0.0	0.0	0	0	0	0
11/23	ATL	X		0	0	0	0.0	0.0	0	0	0	0
11/30	@MIA	X		1	3	4	0.0	0.0	0	0	0	0
12/7	@TB	X	X	5	1	6	0.0	0.0	0	0	0	0
2025 Season		12	1	1	2	3	0.0	0.0	0	0	0	1
Career Totals		45	12	50	43	93	1.0	12.0	2	-2	7	1



2025 MINI BIOS & STATS

34 Evan Hull

Pos.: RB **Ht.:** 5-10 **Wt.:** 209 **Exp.:** 1 **College:** Northwestern



Regular Season Career GP/GS: (4/0); **2025:** (2/0)

2025 REVIEW: Signed to the practice squad, (10/29). Signed to the active roster, (11/25). **at Miami (11/30):** Rotated in on offense and rushed five times for 15 yards in his first game as a Saint. Also set new career-highs in rushes and yards. **at Tampa Bay (12/7):** Rotated in on offense, carrying once for four yards and caught one pass for six yards.

CAREER HIGHS: **Rushes** — 5, at Miami (11/30/25); **Rushing Yards** — 15, at Miami (11/30/25); **Long Rush** — 5, at Miami (11/30/25); **Receptions** — 1 (2x), at Tampa Bay (12/7/25) and vs. Jacksonville (9/10/23); **Receiving Yards** — 6 (2x), at Tampa Bay (12/7/25) and vs. Jacksonville (9/10/23); **Long Reception** — 6 (2x), at Tampa Bay (12/7/25) and vs. Jacksonville (9/10/23).

34 RB Evan Hull													
				Rushing					Receiving				
Date	Opp.	GP	ST	Att	Yds	Avg.	Lg	TD	Rec	Yds	Avg.	Lg	TD
11/2	@LAR												
Practice Squad													
11/9	@CAR												
Practice Squad													
11/23	ATL												
Practice Squad													
11/30	@MIA	X		5	15	3.0	5	0	0	0	0.0	0	0
12/7	@TB	X		1	4	4.0	4	0	1	6	6.0	6	0
2025 Season		2	0	6	19	3.2	5	0	1	6	6.0	6	0
Saints Career		4	0	6	19	3.2	0	0	1	6	6.0	6	0
Career Totals		4	0	7	20	2.9	5	0	2	12	6.0	6	0



2025 MINI BIOS & STATS

83 Juwan Johnson

Pos.: TE Ht.: 6-4 Wt.: 231 Exp.: 6 College: Oregon



Regular Season Career GP/GS: (80/41); **2025:** (13/7)

2025 REVIEW: vs. Arizona (9/7): Started and led team in receiving, tying a career-high with eight receptions for 76 yards. Now has 150 career receptions at the tight end position, surpassing Benjamin Watson for fifth all-time in Saints history. **vs. San Francisco (9/14):** Started and finished with five catches for 49 yards (9.8 avg.) with one touchdown, his first of 2025. **at Seattle (9/21):** Started and finished with six receptions for 51 yards. Johnson now has 161 receptions as a tight end, surpassing John Tice for fourth in Saints record books for all-time receptions by a tight end. **at Buffalo (9/28):** Started and finished with three receptions for 28 yards. **vs. New York Giants (10/5):** Started and finished with two receptions for 17 yards. **vs. New England (10/12):** Started and finished with two receptions for 15 yards. **at Chicago (10/19):** Started and finished with five receptions for 79 yards (15.8 avg.). **vs. Tampa Bay (10/26):** Rotated in on offense and recorded five receptions for 53 yards (10.6 avg.). **at Los Angeles Rams (11/2):** Rotated in on offense and finished with three receptions for 31 yards and a touchdown. **at Carolina (11/9):** Rotated in on offense and finished with four receptions for 92 yards (career-high) with a touchdown, including a career-long 52-yard reception. His performance in Carolina put him over the 2,000 yard mark for his career, making him only the fourth Saints tight end with over 2,000 career receiving yards. With his four receptions, Johnson also now has three seasons with 40 or more catches, tied for the third-most by a Saints tight end with Jeremy Shockey (2008-10). His touchdown grab in the fourth quarter put him at 21 career touchdown receptions, moving him into a tie for third in Saints history with Hoby Brenner. **vs. Atlanta (11/23):** Rotated in on offense and finished with six receptions for 46 yards. **at Miami (11/30):** Rotated in on offense and recorded five catches for 39 yards. With his performance, he set new career bests in receptions (54) and reception yards (576) in a single season. **at Tampa Bay (12/7):** Rotated in on offense and finished with four receptions for 38 yards.

ADDITIONAL STATS: Special Teams Tackles — (2021, 1), (2022, 1); **Total: 2.**

CAREER HIGHS: Receptions — 8 (2x), vs. Arizona (9/7/25) and at Tampa Bay (12/31/23); **Receiving Yards** — 92, at Carolina (11/9/25); **Long Reception** — 52, at Carolina (11/9/25); **TD Receptions** — 2 (3x), last vs. Atlanta (12/18/22); **Special Teams Tackles** — 1 (2x), last at Carolina (9/25/22).

83 TE Juwan Johnson								
				Receiving				
Date	Opp.	GP	ST	Rec	Yds	Avg.	Lg	TD
9/7	ARZ	X	X	8	76	9.5	21	0
9/14	SF	X	X	5	49	9.8	18t	1
9/21	@SEA	X	X	6	51	8.5	21	0
9/28	@BUF	X	X	3	28	9.3	17	0
10/5	NYG	X	X	2	17	8.5	19	0
10/12	NE	X	X	2	15	7.5	13	0
10/19	@CHI	X	X	5	79	15.8	29	0
10/26	TB	X		5	53	10.6	16	0
11/2	@LAR	X		3	31	10.3	12	1
11/9	@CAR	X		4	92	23.0	52	1
11/23	ATL	X		6	46	7.7	16	0
11/30	@MIA	X		5	39	7.8	11	0
12/7	@TB	X		4	38	9.5	12	0
2025 Season		13	7	58	614	10.6	52	3
Career Totals		80	41	204	2,236	11.0	52	21



2025 MINI BIOS & STATS

13 Velus Jones Jr.

Pos.: RB **Ht.:** 6-0 **Wt.:** 200 **Exp.:** 5 **College:** Tennessee



Regular Season Career GP/GS: (34/2); **2025:** (5/0)

2025 REVIEW: vs. Arizona (9/7): Played on special teams, returning two kicks for 40 yards. **vs. San Francisco (9/14):** Played on special teams. **at Seattle (9/21):** Played on special teams, recording one tackle. **at Buffalo (9/28):** Played on special teams and handled kickoff returns, returning five for 134 yards (both career-highs; 26.8 avg.) and had career-high two special teams tackles (tied for a team-high). **vs. New York Giants (10/5):** Rotated in on offense and special teams. Waived, (10/7). Signed to practice squad, (10/9). Signed to active roster, (10/21). Waived, (10/25).

ADDITIONAL STATS: Kickoff Returns — (2022, 22 returns for 607 yards [27.6 avg.]), (2023, 16 returns for 435 yards [27.2 avg.]), (2024, 2 returns for 19 yards [9.5 avg.]), (2025, 7 returns for 174 yards [24.8 avg.]); **Total: 47 returns for 1,135 yards (24.1 avg.); Special Teams Tackles** — (2022, 1), (2023, 4), (2025, 3); **Total: 8.**

CAREER HIGHS: Rushes — 2 (5x), last vs. Tennessee (9/8/24); **Rushing Yards** — 42, vs. Minnesota (1/8/23); **Long Rush** — 42t, vs. Minnesota (1/8/23); **Touchdowns** — 1, vs. Minnesota (1/8/23); **Receptions** — 2, vs. Buffalo (12/24/22); **Receiving Yards** — 52, vs. Buffalo (12/24/22); **Long Reception** — 44, vs. Buffalo (12/24/22); **TD Receptions** — 1, at Minnesota (10/9/22); **Kickoff Returns** — 5, at Buffalo (9/28/25); **Kickoff Return Yards** — 134, at Buffalo (9/28/25); **Long Kickoff Return** — 63, at Detroit (1/1/23); **Special Teams Tackles** — 2, at Buffalo (9/28/25).

13 RB Velus Jones Jr.													
				Rushing					Kickoff Returns				
Date	Opp.	GP	ST	Att	Yds	Avg.	Lg	TD	Ret	Yds	Avg.	Lg	TD
9/7	ARZ	X		0	0	0.0	0	0	2	40	20.0	0	0
9/14	SF	X		0	0	0.0	0	0	0	0	0.0	0	0
9/21	@SEA	X		0	0	0.0	0	0	0	0	0.0	0	0
9/28	@BUF	X		0	0	0.0	0	0	5	134	26.8	30	0
10/5	NYG	X		0	0	0.0	0	0	0	0	0.0	0	0
10/12	NE	Practice Squad											
10/19	@CHI	Practice Squad											
10/26	TB	Waived											
2025 Season		5	0	0	0	0.0	0	0	7	174	24.9	30	0
Saints Career		5	0	0	0	0.0	0	0	7	174	24.9	30	0
Career Totals		34	2	20	165	8.3	42t	1	47	1,235	26.3	63	0



2025 MINI BIOS & STATS

94 Cameron Jordan

Pos.: DE **Ht.:** 6-4 **Wt.:** 287 **Exp.:** 15 **College:** California



Regular Season Career GP/GS: (239/238); **2025:** (13/13)

2025 REVIEW: Named a defensive team captain for tenth consecutive season. **vs. Arizona (9/7):** Started and finished with three tackles (two solo), 1.5 sacks, two stops for loss, and one pass breakup. After his 29th career multi-sack performance, now has 123 career sacks, surpassing Simeon Rice and moving into a tie with Robert Mathis for 20th in NFL history. **vs. San Francisco (9/14):** Started and recorded one solo stop in his 228th career regular season game, tying Drew Brees for the most games played in Saints history. Also now has 500 career solo stops. **at Seattle (9/21):** Started and recorded four tackles (two solo), including one stop for loss in his 229th career game, surpassing Brees for the most games played in Saints history. **at Buffalo (9/28):** Started and finished with four solo tackles and one sack. With his sack of QB Josh Allen, Jordan recorded his 124th career sack, surpassing Robert Mathis for 20th all-time in NFL history. Jordan also started his 229th career regular season game, surpassing Brees for most games started in Saints history, and played in his 230th contest, moving him into sole possession of 12th all-time in NFL record books among defensive linemen. **vs. New York Giants (10/5):** Started and played on special teams and recorded three solo stops, one QB hit and had a fumble recovery, the 12th of his career. **vs. New England (10/12):** Started and played on special teams and recorded one tackle. Moved into a tie for tenth all-time among defensive linemen in games played with Hall of Fame DE Reggie White and Chris Doleman with 232. **at Chicago (10/19):** Started and recorded three tackles. Jordan played in his 233rd game on Sunday, moving into a tie for ninth all-time among defensive linemen in games played with Pro Football Hall of Fame DE Jason Taylor. **vs. Tampa Bay (10/26):** Started and recorded one stop. He played in his 234th regular season game, moving into sole possession of ninth all-time among defensive linemen in games played and surpassing Pro Football Hall of Fame DE Jason Taylor. He also played in his 245th career game (regular + post), and tied QB Drew Brees for the most total games played in Saints history. **at Los Angeles Rams (11/2):** Started and recorded one stop while playing in his 246th career game (regular + post), which surpassed Brees for the most games played in Saints history. **at Carolina (11/9):** Started and played on special teams and recorded two solo tackles and a sack on Bryce Young, the 50th different quarterback he has sacked in his career. He also became the 20th player in NFL history with 125 career sacks. Jordan also played in his 236th career regular season game and moved into a tie for seventh all-time among NFL defensive linemen in games played with Clyde Simmons and Ted Washington. **vs. Atlanta (11/23):** Started and played on special teams and finished with two solo tackles (both for a loss), one forced fumble and a sack. Jordan's sack of QB Kirk Cousins was the 126th of his career, which surpassed Pro Football Hall of Fame DE Dwight Freeney for 19th all-time in NFL history. It was also his 25th sack in 29 career games against Atlanta. Jordan also played in his 237th career regular season game, surpassing Simmons and Washington to take sole possession of seventh most all-time by a defensive lineman in NFL history. **at Miami (11/30):** Started and finished with four tackles (two solo), two sacks and three quarterback hits. Jordan sacked Miami QB Tua Tagovailoa early in the first and second quarters to reach 128 sacks for his career, the second-most among active players. He passed Pro Football Hall of Fame LB Derrick Thomas (Class of 2009) in NFL record books and is now tied with Pro Football Hall of Fame LB Rickey Jackson (Saints 1981-93 and 49ers 1994-95) for 17th all-time in NFL history (since 1982). With his two takedowns of Tua Tagovailoa, Jordan now has 30 career games with 2+ sacks, a milestone reached by only 20 other players in NFL history. His 6.5 sacks in the 2025 campaign are the most by Jordan since 2022. It was also his first performance of at least two sacks in a road contest since 1/1/23 at Philadelphia. **at Tampa Bay (12/7):** Started and finished with two tackles (one solo) and one pass breakup. Including postseason contests, Jordan played in his 250th career game on Sunday, surpassing Ted Washington and Chris Doleman for eighth all-time in NFL history among defensive linemen.

ADDITIONAL STATS: Blocked Field Goals — (2015, 1); **Total: 1.**

CAREER HIGHS: Tackles — 13, vs. Washington (9/9/12); **Sacks** — 4, at Atlanta (11/28/19); **Tackles for Loss** — 4, at Atlanta (11/28/19); **Quarterback Hits** — 6, vs. Philadelphia (11/5/12); **Interceptions** — 1 (3x), last vs. Tampa Bay (10/13/24); **Long Interception Return** — 6, at Pittsburgh (11/30/14); **Interception Return TDs** — 1, vs. Detroit (10/15/17); **Pass Breakups** — 4 (2x), last vs. New York Jets (12/17/17); **Forced Fumbles** — 1 (15x), last at Philadelphia (1/1/23); **Fumble Recoveries** — 1 (12x), last vs. New York Giants (10/5/25); **Blocked Field Goals** — 1, vs. Atlanta (1/3/16).



2025 MINI BIOS & STATS

94 DE Cameron Jordan													
Date	Opp.	GP	ST	Solo	Ast	Total	Sack/Yds		INT/Yds		PD	FF	FR
9/7	ARZ	X	X	2	1	3	1.5	14.5	0	0	1	0	0
9/14	SF	X	X	1	0	1	0.0	0.0	0	0	0	0	0
9/21	@SEA	X	X	2	2	4	0.0	0.0	0	0	0	0	0
9/28	@BUF	X	X	4	0	4	1.0	7.0	0	0	0	0	0
10/5	NYG	X	X	3	0	3	0.0	0.0	0	0	0	0	1
10/12	NE	X	X	0	1	1	0.0	0.0	0	0	0	0	0
10/19	@CHI	X	X	0	3	3	0.0	0.0	0	0	0	0	0
10/26	TB	X	X	0	1	1	0.0	0.0	0	0	0	0	0
11/2	@LAR	X	X	0	1	1	0.0	0.0	0	0	0	0	0
11/9	@CAR	X	X	2	0	2	1.0	9.0	0	0	0	0	0
11/23	ATL	X	X	2	0	2	1.0	8.0	0	0	0	1	0
11/30	@MIA	X	X	2	2	4	2.0	12.0	0	0	0	0	0
12/7	@TB	X	X	1	1	2	0.0	0.0	0	0	1	0	0
2025 Season		13	13	19	12	31	6.5	50.5	0	0	2	1	1
Career Totals		239	238	516	325	841	128.0	856.0	3	6	69	16	12



2025 MINI BIOS & STATS

41 Alvin Kamara

Pos.: RB Ht.: 5-10 Wt.: 215 Exp.: 9 College: Tennessee



Regular Season Career GP/GS: (126/95); 2025: (11/11)

2025 REVIEW: Named an offensive team captain for third time in career, (9/1). **vs. Arizona (9/7):** Started and led team in rushing, carrying 11 times for 45 yards (4.1 avg.) with one touchdown and caught two passes for 12 yards. Surpassed Pro Football Hall of Famer LaDainian Tomlinson (Class of 2017) in all-time receiving yards (4,762), now 13th all-time in NFL history for a running back, and surpassed both Wilbert Montgomery and Robert Smith in all-time rushing yards (6,779), now 75th all-time. His first quarter 18-yard rushing touchdown was the team's longest rush of the day and was the 1,000th career Saints touchdown in Caesars Superdome history, joining Green Bay (Lambeau Field) and Kansas City (GEHA Field at Arrowhead Stadium) as the third team to score 1,000+ touchdowns in their home stadium. **vs. San Francisco (9/14):** Started and led team in rushing, finishing with 21 carries for 99 yards (4.7 avg.) and caught six passes for 21 yards. Has 6,878 career rushing yards, now 72nd all-time in league history, surpassing Curt Warner, former Saint Antowain Smith and Rodney Hampton. **at Seattle (9/21):** Started and led team in rushing, finishing with 18 carries for 42 yards and caught one pass for 14 yards. **at Buffalo (9/28):** Started and finished with 70 rushing yards on 15 attempts (4.7 avg.) and four receptions for two yards. **vs. New York Giants (10/5):** Started and finished with eight carries for 27 yards (3.4 avg.) and caught four passes for 28 yards (7.0 avg.). Surpassed Tiki Barber and Marcus Allen to be fifth all-time in NFL record books for receptions by a running back. **vs. New England (10/12):** Started and finished with ten carries for 31 yards and five receptions for 45 yards. Kamara's 45 receiving yards passed former Saint Darren Sproles and Herschel Walker to move into 11th all-time for receiving yards by a running back. In Saints history, he surpassed Danny Abramowicz for fifth-all-time. Kamara's 31 rushing yards passed Nick Chubb of the Texans for 71st all-time in NFL record books. With his 76 yards from scrimmage against New England, Kamara moved past WR Don Maynard, RB Chris Johnson, Pro Football Hall of Fame WR Michael Irvin and RB Clinton Portis for 71st all-time in NFL history. He also played in his 121st game, moving into sole possession of 33rd on the club's games played list, surpassing LB Vaughan Johnson. **at Chicago (10/19):** Started and finished with 11 carries for 28 yards and three receptions for one yard, passing fellow University of Tennessee standout Charlie Garner for 70th all-time in NFL rushing yards. Kamara became the first Saint to ever reach 12,000 career scrimmage yards and also played in his 122nd game, moving into a tie for 31st on the club's games played list with former RB and current Vice President of Player Engagement, Fred McAfee. **vs. Tampa Bay (10/26):** Started and finished with six rushes for 21 yards and two catches for 24 yards. His 21 rushing yards surpassed current Vikings RB Aaron Jones for 69th all-time. With his second reception of the game in the second quarter, Kamara tallied 600 receptions for his career, only one of five running backs to achieve this feat. He is also the first player in NFL history to record 600+ rushes and 600+ receptions for only one team in his career. He also played in his 123rd game to move into a tie on the club's games played list for 31st with former RB teammate, Mark Ingram II. **at Los Angeles Rams (11/2):** Started and finished with six carries for 14 yards and caught one pass for three yards. Passed WR Derrick Mason for 70th all-time in scrimmage yards. **at Carolina (11/9):** Started and finished with 22 carries for 83 yards and caught three passes for 32 yards. Passed RBs Ahman Green and Christian McCaffrey and WR Charlie Joiner for 68th in all-time scrimmage yards. Also passed DeMarco Murray, George Rogers and Nick Chubb for 68th in all-time rushing yards. **vs. Atlanta (11/23):** Started. Rushed three times for 11 yards and had two receptions for four yards. Left game in first quarter (knee) and did not return. **at Miami (11/30):** Inactive (knee). **at Tampa Bay (12/7):** Inactive (knee).

ADDITIONAL STATS: Kickoff Returns for Touchdowns — (2017, 1); **Total: 1; Two-Point Conversions** — (2017, 1), (2018, 3), (2023, 3); **Total: 7; Tackles** — (2025, 1); **Total: 1**

CAREER HIGHS: Receptions — 15, at Atlanta (9/23/18); **Receiving Yards** — 139, vs. Green Bay (9/27/20); **Long Reception** — 57t, at Dallas (9/15/24); **Receiving TDs** — 2 (2x), vs. Green Bay (9/27/20) and vs. Las Vegas (10/30/22); **Rushes** — 30, at Atlanta (1/9/22); **Rushing Yards** — 155 (2x), last at Carolina (11/3/24); **Long Rush** — 74, at L.A. Rams (11/26/17); **Rushing TDs** — 6-Tied NFL Record, vs. Minnesota (12/25/20); **Total TDs** — 6- Tied NFL Record, vs. Minnesota (12/25/20); **Total Yards From Scrimmage** — 215, at Carolina (11/3/24); **Punt Returns** — 3 (4x), last at Washington (10/10/21); **Punt Return Yards** — 32, at Tampa Bay (11/17/19); **Long Punt Return** — 27, at Tampa Bay (11/17/19); **Kickoff Returns** — 4, at Tampa Bay (12/31/17); **Kickoff Return Yards** — 155, at Tampa Bay (12/31/17); **Long Kickoff Return** — 106t, at Tampa Bay (12/31/17); **Total TDs** — 6-Tied NFL Record, vs. Minnesota (12/25/20).



2025 MINI BIOS & STATS

41 RB Alvin Kamara													
				Rushing					Receiving				
Date	Opp.	GP	ST	Att	Yds	Avg.	Lg	TD	Rec	Yds	Avg.	Lg	TD
9/7	ARZ	X	X	11	45	4.1	18t	1	2	12	6.0	7	0
9/14	SF	X	X	21	99	4.7	15	0	6	21	3.5	6	0
9/21	@SEA	X	X	18	42	2.3	8	0	1	14	14.0	14	0
9/28	@BUF	X	X	15	70	4.7	17	0	4	2	0.5	4	0
10/5	NYG	X	X	8	27	3.4	11	0	4	28	7.0	12	0
10/12	NE	X	X	10	31	3.1	7	0	5	45	9.0	22	0
10/19	@CHI	X	X	11	28	2.5	6	0	3	1	0.3	2	0
10/26	TB	X	X	6	21	3.5	5	0	2	24	12.0	15	0
11/2	@LAR	X	X	6	14	2.3	3	0	1	3	3.0	3	0
11/9	@CAR	X	X	22	83	3.8	16	0	3	32	10.7	26	0
11/23	ATL	X	X	3	11	3.7	5	0	2	4	2.0	2	0
11/30	@MIA	Inactive											
12/7	@TB	Inactive											
2025 Season		11	11	131	471	3.6	18t	1	33	186	5.6	26	0
Career Totals		126	95	1,674	7,250	4.3	74	61	606	4,948	8.2	57t	25



2025 MINI BIOS & STATS

32 Kai Kroeger

Pos.: P Ht.: 6-3 Wt.: 213 Exp.: R College: South Carolina



Regular Season Career GP: (13); 2025: (13)

2025 REVIEW: vs. Arizona (9/7): Handled punting and holding duties in NFL debut, punting four times for 202 yards with a long of 54 yards and two downed inside the 20-yard line. **vs. San Francisco (9/14):** Handled punting and holding duties, punting four times for 171 yards with a long of 52 yards and one downed inside the 20. **at Seattle (9/21):** Handled punting and holding duties, punting five times for 243 yards. **at Buffalo (9/28):** Handled punting and holding duties, punting three times for 142 yards and tying a career-high of two downed inside the 20. **vs. New York Giants (10/5):** Handled punting and holding duties, punting twice times for 83 yards (41.5 avg.) with a long of 51 yards. **vs. New England (10/12):** Handled punting and holding duties, punting twice for 70 yards (35.0 avg) with a long of 47 yards. **at Chicago (10/19):** Handled punting and holding duties, punting three times for 127 yards (42.3 avg.) with a long of 49 yards. **vs. Tampa Bay (10/26):** Handled punting and holding duties, punting three times for 121 yards with two downed inside the 20 yard line and a long of 55 yards. **at Los Angeles Rams (11/2):** Handled punting and holding duties, punting four times for 184 yards (46.0 avg, 43.0 net – tied career-high) with two downed inside the 20 yard line (tied career-high) and a long of 49 yards. **at Carolina (11/9):** Handled punting and holding duties, punting four times for 177 yards (44.3 avg., 40.5 net) with three downed inside the 20 (career-high) and a long of 54 yards. **vs. Atlanta (11/23):** Handled punting and holding duties, punting three times for 106 yards (35.3 avg, 33.7 net) with one downed inside the 20 yard line and had a long of 39 yards. **at Miami (11/30):** Handled punting and holding duties, punting six times for 293 yards with a net average of 44.7 (all career-highs) and three downed inside the 20 (tied career-high) with one touchback. **at Tampa Bay (12/7):** Handled punting and holding duties, punting three times for 152 yards (50.7 gross avg, 44.0 net), with a long of a 54 yards.

CAREER HIGHS: Punts — 6, at Miami (11/30/25); **Yards** — 293, at Miami (11/30/25); **Gross Punting Average** — 50.7, at Tampa Bay (12/7/25); **Net Punting Average** — 44.7, at Miami (11/30/25); **Punts Inside the 20-Yard Line** — 3 (2x), last at Miami (11/30/25); **Longest Punt** — 61, at Seattle (9/21/25).

32 P Kai Kroeger										
Date	Opp.	GP	No	Yds	Avg	Net	TB	In20	Lg	Blk
9/7	ARZ	X	4	202	50.5	43.0	0	2	54	0
9/14	SF	X	4	171	42.8	37.5	1	1	52	0
9/21	@SEA	X	5	243	40.5	21.5	0	0	61	1
9/28	@BUF	X	3	142	47.3	38.7	1	2	49	0
10/5	NYG	X	2	83	41.5	41.5	0	0	51	0
10/12	NE	X	2	70	35.0	32.5	0	0	47	0
10/19	@CHI	X	3	127	42.3	36.3	0	0	49	0
10/26	TB	X	3	121	40.3	37.7	0	2	55	0
11/2	@LAR	X	4	184	46.0	43.0	0	2	49	0
11/9	@CAR	X	4	177	44.3	40.5	0	3	54	0
11/23	ATL	X	3	106	35.3	33.7	0	1	39	0
11/30	@MIA	X	6	293	48.0	44.7	1	3	60	0
12/7	@TB	X	3	152	50.7	44.0	1	0	54	0
2025 Season		13	46	2,071	45.0	37.7	4	16	61	1
Career Totals		13	46	2,071	45.0	37.7	4	16	61	1



2025 MINI BIOS & STATS

55 Eku Leota

Pos.: LB **Ht.:** 6-4 **Wt.:** 257 **Exp.:** 2 **College:** Auburn



Regular Season Career GP/GS: (14/1); **2025:** (3/0)

2025 REVIEW: Started the first four games of the season on the practice squad for the Black and Gold. **vs. New York Giants (10/5):** Gameday practice squad elevation, (10/5). Played on special teams in his Saints debut and recorded career-high two coverage tackles. Signed to practice squad, (10/10). **vs. Tampa Bay (10/26):** Gameday practice squad elevation, (10/25). Played on special teams. **at Los Angeles Rams (11/2):** Gameday practice squad elevation, (11/2). Played on special teams. Contract terminated, (11/25).

ADDITIONAL STATS: Special Teams Tackles — (2023, 1), (2024, 0), (2025, 2); **Total: 3.**

CAREER HIGHS: Tackles — 4, at New Orleans (9/8/24); **Solo Tackles** — 4, at New Orleans (9/8/24); **Sacks** — 1, at New Orleans (9/8/24); **Tackles for Loss** — 3, at New Orleans (9/8/24); **Quarterback Hits** — 1 (2x), last at New Orleans (9/8/24).

55 LB Eku Leota												
Date	Opp.	GP	ST	Solo	Ast	Total	Sack/Yds	INT/Yds	PD	FF	FR	
9/7	ARZ											Practice Squad
9/14	SF											Practice Squad
9/21	@SEA											Practice Squad
9/28	@BUF											Practice Squad
10/5	NYG	X		0	0	0	0.0	0.0	0	0	0	0
10/12	NE											Practice Squad
10/19	@CHI											Practice Squad
10/26	TB	X		0	0	0	0.0	0.0	0	0	0	0
11/2	@LAR	X		0	0	0	0.0	0.0	0	0	0	0
11/9	@CAR											Practice Squad
11/23	ATL											Practice Squad
2025 Season		3	0	0	0	0	0.0	0.0	0	0	0	0
Career Totals		14	1	7	1	8	1.0	1.0	0	0	0	0



2025 MINI BIOS & STATS

80 Moliki Matavao

Pos.: TE Ht.: 6-6 Wt.: 263 Exp.: R College: UCLA



Regular Season Career GP/GS: (3/0); 2025: (3/0)

2025 REVIEW: vs. Arizona (9/7): Rotated in on offense and special teams in NFL debut. **vs. San Francisco (9/14):** Rotated in on offense and special teams. Waived, (9/20). Re-signed, (9/23). **at Buffalo (9/28):** Rotated in at FB and played on special teams. Waived, (10/4). Re-signed to the practice squad, (10/7).

80 TE Moliki Matavao								
				Receiving				
Date	Opp.	GP	ST	Rec	Yds	Avg.	Lg	TD
9/7	ARZ	X		0	0	0.0	0	0
9/14	SF	X		0	0	0.0	0	0
9/21	@SEA			Waived, (9/20)				
9/28	@BUF	X		0	0	0.0	0	0
10/5	NYG			Waived, (10/4)				
10/12	NE			Practice Squad				
10/19	@CHI			Practice Squad				
10/26	TB			Practice Squad				
11/2	@LAR			Practice Squad				
11/9	@CAR			Practice Squad				
11/23	ATL			Practice Squad				
11/30	@MIA			Practice Squad				
12/7	@TB			Practice Squad				
2025 Season		3	0	0	0	0.0	0	0
Saints Career		3	0	0	0	0.0	0	0
Career Totals		3	0	0	0	0.0	0	0



2025 MINI BIOS & STATS

78 Erik McCoy

Pos.: C/G Ht.: 6-4 Wt.: 303 Exp.: 7 College: Texas A&M



Regular Season Career GP/GS: (88/88); 2025: (7/7)

2025 REVIEW: Named an offensive team captain for third consecutive season. **vs. Arizona (9/7):** Started at C. **vs. San Francisco (9/14):** Started at C. **at Seattle (9/21):** Started at C. **at Buffalo (9/28):** Started at C, blocking for a unit that gained a season-high 189 yards rushing. **vs. New York Giants (10/5):** Started at C for a line that did not surrender a sack. **vs. New England (10/12):** Started at C. **at Chicago (10/19):** Started at C. Left the game in the fourth quarter (biceps) and did not return. Placed on Injured Reserve (biceps), (10/22).



2025 MINI BIOS & STATS

4 Kool-Aid McKinstry

Pos.: CB Ht.: 5-11 Wt.: 199 Exp.: 2 College: Alabama



Regular Season Career GP/GS: (28/22); 2025: (13/13)

2025 REVIEW: **vs. Arizona (9/7):** Started in an opener for first time in NFL career, finishing with a career-high seven tackles (career-high five solo), one stop for loss and one pass breakup. **vs. San Francisco (9/14):** Started. Recorded one solo stop. **at Seattle (9/21):** Started. Recorded one solo stop. Left in first quarter (concussion protocol) and was cleared to return. **at Buffalo (9/28):** Started. Recorded seven solo tackles (tied career-high in total stops and solo stops). **vs. New York Giants (10/5):** Started. Finished with four tackles (three solo) along with career-highs in pass breakups (three) and interceptions (two). His two interceptions were the first created turnovers of his career. Named NFC Defensive Player of the Week. **vs. New England (10/12):** Started and finished with four solo tackles. **at Chicago (10/19):** Started and recorded five solo tackles, one stop for a loss (tied career-high) and one pass breakup. **vs. Tampa Bay (10/26):** Started and finished with four tackles (three solo) and two passes defended. **at Los Angeles Rams (11/2):** Started and finished with seven total stops (three solo), which tied his career-high. **at Carolina (11/9):** Started and finished with six stops (four solo). Helped the Black and Gold defense surrender only 122 net passing yards, a season-low. **vs. Atlanta (11/23):** Started and recorded two solo tackles and a pass breakup. **at Miami (11/30):** Started and finished with three tackles (two solo) with a stop for loss, a pass breakup and team-leading third interception of season. **at Tampa Bay (12/7):** Started and tied for the lead on the Saints defense with career-high tying seven tackles (team-best six solo) and had one pass breakup, leading the Black and Gold defense to surrender only 122 net passing yards. McKinstry now has 10 pass breakups in his second season, extending his career-high.

ADDITIONAL STATS: Special Teams Tackles — (2024, 1); **Total: 1.**

CAREER HIGHS: Tackles — 7 (4x), last at Tampa Bay (12/7/25); **Solo Tackles** — 7, at Buffalo (9/28/25); **Tackles for Loss** — 1 (5x), last at Miami (11/30/25); **Special Teams Tackles** — 1, at L.A. Chargers (10/27/24); **Pass Breakups** — 3, at New York Giants (10/5/25); **Interceptions** — 2, vs. New York Giants (10/5/25).

4 CB Kool-Aid McKinstry												
Date	Opp.	GP	ST	Solo	Ast	Total	Sack/Yds	INT/Yds	PD	FF	FR	
9/7	ARZ	X	X	5	2	7	0.0	0.0	0	0	1	0
9/14	SF	X	X	1	0	1	0.0	0.0	0	0	0	0
9/21	@SEA	X	X	1	0	1	0.0	0.0	0	0	0	0
9/28	@BUF	X	X	7	0	7	0.0	0.0	0	0	0	0
10/5	NYG	X	X	3	1	4	0.0	0.0	2	0	3	0
10/12	NE	X	X	4	0	4	0.0	0.0	0	0	0	0
10/19	@CHI	X	X	5	0	5	0.0	0.0	0	0	1	0
10/26	TB	X	X	3	1	4	0.0	0.0	0	0	2	0
11/2	@LAR	X	X	3	4	7	0.0	0.0	0	0	0	0
11/9	@CAR	X	X	4	2	6	0.0	0.0	0	0	0	0
11/23	ATL	X	X	2	0	2	0.0	0.0	0	0	1	0
11/30	@MIA	X	X	2	1	3	0.0	0.0	1	0	1	0
12/7	@TB	X	X	6	1	7	0.0	0.0	0	0	1	0
2025 Season		13	13	46	12	58	0.0	0.0	3	0	10	0
Career Totals		28	22	77	22	99	0.0	0.0	3	0	17	0



2025 MINI BIOS & STATS

5 Kendre Miller

Pos.: RB Ht.: 6-0 Wt.: 220 Exp.: 3 College: TCU



Regular Season Career GP/GS: (21/2); **2025:** (7/0)

2025 REVIEW: vs. Arizona (9/7): Rotated in on offense and handled kick return duties, rushing five times for 24 yards (4.8 avg.) and had three returns for 88 yards. Miller's career-long 43-yard return set up a field goal that was the longest by the Saints since Deonte Harty's 75-yard return for a touchdown in 2020 against Seattle. **vs. San Francisco (9/14):** Rotated in on offense and handled kick return duties, rushing five times for eight yards, had one catch for two yards, and returned three kickoffs for 82 yards (27.3 avg.). **at Seattle (9/21):** Rotated in on offense and handled kick return duties, rushing seven times for 27 yards (3.9 avg.) and had career-highs in returns (eight) and yards (182). Also caught two passes for nine yards for career-high 218 all-purpose yards. **at Buffalo (9/28):** Rotated in on offense and kickoff return unit, rushing 11 times for 65 yards (5.9 avg) with one touchdown. Miller's 18-yard TD run tied his career-long rush and was his first touchdown of the season. **vs. New York Giants (10/5):** Rotated in on offense and handled kick return duties, leading the team in rushing attempts (ten) and yards (41, 4.1 avg), while also recording one catch for eight yards and one kickoff return for 18 yards. **vs. New England (10/12):** Rotated in on offense, carrying eight times for 21 yards and caught one pass for 11 yards. **at Chicago (10/19):** Rotated in on offense, carrying one time for seven yards and returned one kickoff for 23 yards. Suffered a season-ending knee injury in the second quarter. Placed on Injured Reserve (knee), (10/21).

ADDITIONAL STATS: Kick Returns — (2024, 6 returns for 176 yards), (2025, 16 returns for 393 yards); **Total: 22 returns for 569 yards.**

CAREER HIGHS: Rushes — 13, vs. Atlanta (1/7/24); **Rushing Yards** — 73, vs. Atlanta (1/7/24); **Long Rush** — 18 (2x), last at Buffalo (9/28/25); **Rushing Touchdowns** — 1 (3x), last at Buffalo (9/28/25); **Receptions** — 4, at New England (10/8/23); **Receiving Yards** — 53, at New England (10/8/23); **Long Reception** — 33, at New England (10/8/23); **Kickoff Returns** — 8, at Seattle (9/21/24); **Kickoff Return Yards** — 128, at Seattle (9/21/24); **Long Kickoff Return** — 43, vs. Arizona (9/7/25); **All-Purpose Yards** — 218, at Seattle (9/21/24).

5 RB Kendre Miller																			
				Rushing					Receiving					Kickoff Returns					
Date	Opp.	GP	ST	Att	Yds	Avg.	Lg	TD	Rec	Yds	Avg.	Lg	TD	Ret	Yds	Avg.	Lg	TD	
9/7	ARZ	X		5	24	4.8	10	0	0	0	0.0	0	0	3	88	29.3	43	0	
9/14	SF	X		5	8	1.6	6	0	1	2	2.0	2	0	3	82	27.3	34	0	
9/21	@SEA	X		7	27	3.9	8	0	2	9	4.5	5	0	8	182	22.8	26	0	
9/28	@BUF	X		11	65	5.9	18t	1	0	0	0.0	0	0	0	0	0.0	0	0	
10/5	NYG	X		10	41	4.1	11	0	1	8	8.0	8	0	1	18	18.0	18	0	
10/12	NE	X		8	21	2.6	4	0	1	11	11.0	11	0	0	0	0.0	0	0	
10/19	@CHI	X		1	7	7.0	7	0	0	0	0.0	0	0	1	23	23.0	23	0	
10/26	TB	Injured Reserve																	
2025 Season		7	0	47	193	4.1	18t	1	5	30	6.0	11	0	16	393	24.6	43	0	
Career Totals		21	2	127	497	3.9	18t	3	20	180	9.0	33	0	21	546	26.0	43	0	



2025 MINI BIOS & STATS

84 Zaire Mitchell-Paden

Pos.: TE **Ht.:** 6-5 **Wt.:** 257 **Exp.:** 1 **College:** Florida Atlantic



Regular Season Career GP/GS: (8/1); **2025:** (8/1)

2025 REVIEW: Awarded off waivers from Baltimore, (10/24). **vs. Tampa Bay (10/26):** Inactive. **at Los Angeles Rams (11/2):** Inactive. **at Carolina (11/9):** Rotated in on offense and special teams in his first game as Saint, catching one pass for 14 yards. **vs. Atlanta (11/23):** Rotated in on offense and special teams. **at Miami (11/30):** Inactive. **at Tampa Bay (12/7):** Inactive.

84 TE Zaire Mitchell-Paden								
				Receiving				
Date	Opp.	GP	ST	Rec	Yds	Avg.	Lg	TD
10/26	TB	Inactive						
11/2	@LAR	Inactive						
11/9	@CAR	X		1	14	14.0	14	0
11/23	ATL	X		0	0	0.0	0	0
11/30	@MIA	Inactive						
12/7	@TB	Inactive						
2025 Season		8	1	1	14	14.0	14	0
Saints Career		2	0	1	14	14.0	14	0
Career Totals		8	1	2	17	8.5	14	0



2025 MINI BIOS & STATS

87 Foster Moreau

Pos.: TE **Ht.:** 6-4 **Wt.:** 250 **Exp.:** 7 **College:** LSU



Regular Season Career GP/GS: (102/68); **2025:** (9/7)

2025 REVIEW: Placed on Reserve/Physically Unable to Perform (PUP), (8/26). Activated off of Reserve/Physically Unable to Perform (PUP), (10/4). **vs. New York Giants (10/5):** Started and played on special teams in his season debut. **vs. New England (10/12):** Rotated in on offense and played on special teams, tallying one catch for nine yards. **at Chicago (10/19):** Rotated in on offense and played on special teams. **vs. Tampa Bay (10/26):** Started and played on special teams. **at Los Angeles Rams (11/2):** Started and played on special teams. **at Carolina (11/9):** Started and played on special teams, catching two passes for 16 yards (season-high). **vs. Atlanta (11/23):** Started and played on special teams in his 100th career NFL game. **at Miami (11/30):** Started and played on special teams, catching two passes for 13 yards. **at Tampa Bay (12/7):** Started and played on special teams, catching one pass for 16 yards. Moreau now has 150 career receptions.

ADDITIONAL STATS: Special Teams Tackles — (2019, 3), (2020, 1), (2021, 3); **Total: 7; Special Teams Fumble Recoveries** — (2021, 1); **Total: 1.**

CAREER HIGHS: Receptions — 7, at Cleveland (12/20/21); **Receiving Yards** — 67, vs. Denver (12/26/21); **Long Reception** — 47t, vs. Indianapolis (12/13/20); **Receiving TDs** — 1 (18x), last vs. Las Vegas (12/29/24).

87 TE Foster Moreau								
				Receiving				
Date	Opp.	GP	ST	Rec	Yds	Avg.	Lg	TD
9/7	ARZ	Physically Unable to Perform (PUP)						
9/14	SF	Physically Unable to Perform (PUP)						
9/21	@SEA	Physically Unable to Perform (PUP)						
9/28	@BUF	Physically Unable to Perform (PUP)						
10/5	NYG	X	X	0	0	0.0	0	0
10/12	NE	X		1	9	9.0	9	0
10/19	@CHI	X		0	0	0.0	0	0
10/26	TB	X	X	0	0	0.0	0	0
11/2	@LAR	X	X	0	0	0.0	0	0
11/9	@CAR	X	X	2	16	8.0	10	0
11/23	ATL	X	X	0	0	0.0	0	0
11/30	@MIA	X	X	2	13	6.5	7	0
12/7	@TB	X	X	1	16	16.0	16	0
2025 Season		9	7	6	54	9.0	0	0
Saints Career		41	34	59	660	11.2	41	6
Career Totals		102	68	150	1,767	11.8	47t	18



2025 MINI BIOS & STATS

24 Devin Neal

Pos.: RB Ht.: 5-11 Wt.: 213 Exp.: R College: Kansas



Regular Season Career GP/GS: (9/2); **2025:** (9/2)

2025 REVIEW: vs. Arizona (9/7): Rotated in on offense in NFL debut, finishing with two carries for nine yards. **vs. San Francisco (9/14):** Dressed but did not play. **at Seattle (9/21):** Inactive. **at Buffalo (9/28):** Inactive. **vs. New York Giants (10/5):** Inactive. **vs. New England (10/12):** Played on special teams. **at Chicago (10/19):** Rotated in on offense and played on special teams, carrying once for one yard and replaced the injured Kendre Miller on kickoff return duties, bringing back two kicks for 46 yards. **vs. Tampa Bay (10/26):** Rotated in on offense and caught three passes for 11 yards. Returned career-high five kickoffs for career-best 106 yards. **at Los Angeles Rams (11/2):** Rotated in on offense and carried three times for 11 yards and caught one pass for one yard. **at Carolina (11/9):** Rotated in on offense, recording four carries for 22 yards and caught three passes for nine yards. **vs. Atlanta (11/23):** Rotated in on offense, finishing with seven carries for 18 yards and had five receptions for 43 yards (both career-highs). **at Miami (11/30):** Made first career start, rushing 14 times for 47 yards and had three receptions for 22 yards, setting new career-highs in rushes and rushing yards. **at Tampa Bay (12/7):** Started and led the Black and Gold rushing attack with 19 carries for 70 yards with one touchdown, the first of his career, and also caught one pass for 14 yards. He set new career-highs in rushes (19), rushing yards (70) and long rush (21).

ADDITIONAL STATS: Kick Returns — (2025, 7 returns for 152 yards); **Total: 7 returns for 152 yards.**

CAREER HIGHS: Rushes — 19, at Tampa Bay (12/7/25); **Rushing Yards** — 70, at Tampa Bay (12/7/25); **Long Rush** — 21, at Tampa Bay (12/7/25); **Receptions** — 5, vs Atlanta (11/23/25); **Reception Yards** — 43, vs. Atlanta (11/23/25); **Long Reception** — 18, vs. Atlanta (11/23/25); **Kickoff Returns** — 5, vs Tampa Bay (10/26/25); **Kickoff Return Yards** — 106, vs Tampa Bay (10/26/25); **Long Kickoff Return** — 31, at Chicago (10/19/25).

24 RB Devin Neal													
				Rushing					Receiving				
Date	Opp.	GP	ST	Att	Yds	Avg.	Lg	TD	Rec	Yds	Avg.	Lg	TD
9/7	ARZ	X		2	9	4.5	5	0	0	0	0.0	0	0
9/14	SF			Dressed but did not play									
9/21	@SEA			Inactive									
9/28	@BUF			Inactive									
10/5	NYG			Inactive									
10/12	NE	X		0	0	0.0	0	0	0	0	0.0	0	0
10/19	@CHI	X		1	1	1.0	1	0	0	0	0.0	0	0
10/26	TB	X		0	0	0.0	0	0	3	11	3.7	8	0
11/2	@LAR	X		3	11	3.7	4	0	1	1	1.0	1	0
11/9	@CAR	X		4	22	5.5	14	0	3	9	3.0	10	0
11/23	ATL	X		7	18	2.6	6	0	5	43	8.6	18	0
11/30	@MIA	X	X	14	47	3.4	8	0	3	22	7.3	10	0
12/7	@TB	X	X	19	70	3.7	21	1	1	14	14.0	14	0
2025 Season		9	2	50	178	3.6	14	1	16	100	6.3	18	0
Career Totals		9	2	50	178	3.6	14	1	16	100	6.3	18	0



2025 MINI BIOS & STATS

12 Chris Olave

Pos.: WR **Ht.:** 6-0 **Wt.:** 187 **Exp.:** 4 **College:** Ohio State



Regular Season Career GP/GS: (52/41); **2025:** (13/13)

2025 REVIEW: vs. Arizona (9/7): Started and finished with seven catches for 54 yards. **vs. San Francisco (9/14):** Started and led team in receiving, catching six passes for 54 yards. **at Seattle (9/21):** Started and led team in receiving, finishing with a career-high ten receptions for 57 yards. Had eight catches in first half, the most in one half in his career. **at Buffalo (9/28):** Started and finished with three receptions for 20 yards with first touchdown of season. Also threw a pass that was intercepted. **vs. New York Giants (10/5):** Started and led all receivers in targets (11) and receptions (seven) for 59 yards. **vs. New England (10/12):** Started and led all receivers in receptions (six) and yards (98). His 53-yard reception to open the game tied his career-long. **at Chicago (10/19):** Started and led the team in receiving, finishing with five receptions for 98 yards with a career-long reception of 57 yards and two touchdowns. His two receiving touchdown performance in Chicago was his first career multi-TD performance. **vs. Tampa Bay (10/26):** Started and recorded eight receptions for 63 yards (7.9 avg.) and rushed one time for -3 yards. **at Los Angeles Rams (11/2):** Started and finished with three catches for 57 yards (19.0 avg.) with a long of 27. **at Carolina (11/9):** Started and led the team in receiving, finishing with five receptions for 104 yards including a 62 yard touchdown catch, the longest reception of his career. Olave now has ten games of 100 or more receiving yards, passing Wes Chandler and Donte' Stallworth and moving into a tie for sixth in Saints history with Danny Abramowicz and Devery Henderson. With his five catches, he became the 15th Saint to record over 250 career receptions. **vs. Atlanta (11/23):** Started and led the team in receiving in his 50th career game, finishing with nine catches for 70 yards. **at Miami (11/30):** Started and recorded four catches for 47 yards and a touchdown. The 17-yard TD catch was Olave's 15th touchdown of his career and fifth this season, tying his previous career-high for a season (2023). **at Tampa Bay (12/7):** Started and posted three receptions for 30 yards.

ADDITIONAL STATS: Rushing Yards — (2024, 7); **Total: 7; Two-Point Conversions** — (2022, 1), (2023, 1); **Total: 2. Passing** — (2025, one pass that was intercepted); **Total: 1**

CAREER HIGHS: Receptions — 10, at Seattle (9/21/24); **Receiving Yards** — 147, at Carolina (9/25/22); **Long Reception** — 62t, at Carolina (11/9/25); **Receiving TDs** — 2, at Chicago (10/19/25); **Receptions in One Half** — 8, at Seattle (9/21/25); **Rushing Yards** — 7, at Dallas (9/15/24).

12 WR Chris Olave								
Date	Opp.	GP	ST	Receiving				
				Rec	Yds	Avg.	Lg	TD
9/7	ARZ	X	X	7	54	7.7	13	0
9/14	SF	X	X	6	54	9.0	14	0
9/21	@SEA	X	X	10	57	5.7	9	0
9/28	@BUF	X	X	3	20	6.6	10	1
10/5	NYG	X	X	7	59	8.4	17	0
10/12	NE	X	X	6	98	16.3	53	0
10/19	@CHI	X	X	5	98	19.6	57	2
10/26	TB	X	X	8	63	7.9	28	0
11/2	@LAR	X	X	3	57	19.0	27	0
11/9	@CAR	X	X	5	104	20.8	62t	1
11/23	ATL	X	X	9	70	7.8	16	0
11/30	@MIA	X	X	4	47	11.8	17	1
12/7	@TB	X	X	3	30	10.0	12	0
2025 Season		13	13	76	811	10.7	62t	5
Career Totals		52	41	267	3,376	12.6	62t	15



2025 MINI BIOS & STATS

17 Trey Palmer

Pos.: WR **Ht.:** 6-1 **Wt.:** 190 **Exp.:** 3 **College:** Nebraska



Regular Season Career GP/GS: (32/11); **2025:** (0/0)

2025 REVIEW: vs. Arizona (9/7): Inactive. vs. San Francisco (9/14): Inactive. at Seattle (9/21): Inactive. at Buffalo (9/28): Inactive. Placed on Injured Reserve (ankle), (10/4).

ADDITIONAL STATS: Rushing Yards — (2023, 3 carries for 22 yards); **Total: 22; Punt Returns** — (2024, 1 return for 14 yards); **Total: 1 return for 14 yards; Punt Returns** — (2024, 17 returns for 136 yards); **Total: 17 returns for 136 yards.**

CAREER HIGHS: Receptions — 4 (4x), last vs. New Orleans (12/31/23); **Receiving Yards** — 84, vs. New Orleans (12/31/23); **Long Reception** — 54, vs. New Orleans (12/31/23); **Receiving TDs** — 1 (4x), last vs. Philadelphia (9/29/24); **Rushes** — 1 (3x), last at Atlanta (12/10/23); **Rushing Yards** — 13, vs. Carolina (12/3/23).

17 WR Trey Palmer								
				Receiving				
Date	Opp.	GP	ST	Rec	Yds	Avg.	Lg	TD
9/7	ARZ			Inactive				
9/14	SF			Inactive				
9/21	@SEA			Inactive				
9/28	@BUF			Inactive				
10/5	NYG			Injured Reserve				
10/12	NE			Injured Reserve				
10/19	@CHI			Injured Reserve				
10/26	TB			Injured Reserve				
11/2	@LAR			Injured Reserve				
11/9	@CAR			Injured Reserve				
11/23	ATL			Injured Reserve				
11/30	@MIA			Injured Reserve				
12/7	@TB			Injured Reserve				
2025 Season		0	0	0	0	0.0	0	0
Saints Career		0	0	0	0	0.0	0	0
Career Totals		32	11	51	557	10.9	54	4



2025 MINI BIOS & STATS

70 Trevor Penning

Pos.: T Ht.: 6-7 Wt.: 325 Exp.: 4 College: Northern Iowa



Regular Season Career GP/GS: (46/29); 2025: (6/6)

2025 REVIEW: vs. Arizona (9/7): Inactive (toe). **vs. San Francisco (9/14):** Inactive (toe). **at Seattle (9/21):** Dressed but did not play. **at Buffalo (9/28):** Made his first start of the season at LG and played on special teams, blocking for a unit that gained season-high 189 yards rushing. **vs. New York Giants (10/5):** Started at LG and played on special teams, blocking for a unit that did not give up a sack. **vs. New England (10/12):** Started at LG and played on special teams. **at Chicago (10/19):** Started at LG and played on special teams. **vs. Tampa Bay (10/26):** Started at LG and played on special teams. **at Los Angeles Rams (11/2):** Started at LG and played on special teams. Traded to the L.A. Chargers for a 2027 sixth-round draft pick, (11/4).



2025 MINI BIOS & STATS

11 Dante Pettis

Pos.: WR **Ht.:** 6-2 **Wt.** 200 **Exp.:** 7 **College:** Washington



Regular Season Career GP/GS: (62/19); **2025:** (4/0)

2025 REVIEW: **at Carolina (11/9):** Gameday practice squad elevation, (11/8). Handled return duties, returning two punts eight yards and a kickoff 31 yards. **vs. Atlanta (11/23):** Gameday practice squad elevation, (11/22). Rotated in on offense and handled the return duties, returning three punts (tied career-high) for 10 yards and two kick returns (tied career-high) for 48 yards. Also caught one pass for 14 yards, his first of the 2025 campaign. **at Miami (11/30):** Gameday practice squad elevation, (11/29). Saw action on offense and handled return duties, returning two punts for 12 yards and two kick returns (tied career-high) for 47 yards. Signed to the active roster, (12/2). **at Tampa Bay (12/7):** Handled return duties, returning four kicks for 84 yards (both career-highs).

ADDITIONAL STATS: **Rushing Yards** — (2018, 1 carry for -2 yards), (2 carries for 37 yards); **Total: Three carries for 35 yards;** **Kick Returns** — (2020, 1 return for 18 yards), (2024, 3 returns for 96 yards), (2025, 9 returns for 210 yards); **Total: 13 returns for 324 yards;** **Punt Returns** — (2018, 9 returns for 27 yards), (2020, 2 returns for 14 yards), (2021, 2 returns for 0 yards), (2022, 18 returns for 163 yards), (2024, 7 returns for 90 yards), (2025, 7 returns for 30 yards); **Total: 44 returns for 324 yards.**

CAREER HIGHS: **Receptions** — 5 (4x), last at Seattle (12/02/18); **Receiving Yards** — 129, at Seattle (12/02/18); **Long Reception** — 75t, at Seattle (12/02/18); **Receiving TDs** — 2, at Seattle (12/02/18); **Rushes** — 1 (3x), last at Seattle (12/02/18); **Rushing Yards** — 29, at New England (10/24/22); **Punt Returns** — 3 (4x), last vs. Atlanta (11/23/25); **Punt return yards** — 54, vs. Cleveland (11/17/24); **Kick Returns** — 4 at Tampa Bay (12/7/25); **Kick return yards** — 84, at Tampa Bay (12/7/25).

11 WR Dante Pettis																			
				Receiving					Punt Returns					Kickoff Returns					
Date	Opp.	GP	ST	Rec	Yds	Avg.	Lg	TD	Ret	Yds	Avg.	Lg	TD	Ret	Yds	Avg.	Lg	TD	
10/5	NYG																		
10/12	NE																		
10/19	@CHI																		
10/26	TB																		
11/2	@LAR																		
11/9	@CAR	X		0	0	0.0	0	0	2	8	4.0	7	0	1	31	31.0	31	0	
11/23	ATL	X		1	14	14.0	14	0	3	10	3.3	11	0	2	48	24.0	25	0	
11/30	@MIA	X		0	0	0.0	0	0	2	12	6.0	7	0	2	47	23.5	24	0	
12/7	@TB	X		0	0	0.0	0	0	0	0	0.0	0	0	4	84	21.0	23	0	
2025 Season		4	0	1	14	14.0	0	0	7	30	4.3	0	0	9	210	23.3	31	0	
Saints Career		12	0	13	134	10.3	20	1	14	120	8.6	53	0	12	308	25.7	38	0	
Career Totals		62	19	84	1,118	13.3	75t	13	45	324	7.2	53	0	13	324	24.9	38	0	



2025 MINI BIOS & STATS

77 Dillon Radunz

Pos.: OL **Ht.:** 6-6 **Wt.:** 301 **Exp.:** 5 **College:** North Dakota State



Regular Season Career GP/GS: (65/37); **2025:** (11/6)

2025 REVIEW: **vs. Arizona (9/7):** Started at LG in first game as Saint. **vs. San Francisco (9/14):** Started at LG and played on special teams. **at Seattle (9/21):** Inactive (toe). **at Buffalo (9/28):** Inactive (toe). **vs. New York Giants (10/5):** Played on special teams. **vs. New England (10/12):** Played on special teams. **at Chicago (10/19):** Played on special teams. **vs. Tampa Bay (10/26):** Played on special teams. **at Los Angeles Rams (11/2):** Played on special teams. **at Carolina (11/9):** Started at LG and played on special teams, blocking for an offense that gained 388 net yards. **vs. Atlanta (11/23):** Started at LG and played on special teams. **at Miami (11/30):** Started at LG and played on special teams. **at Tampa Bay (12/7):** Started at LG and played on special teams, blocking for a rushing effort that gained 139 yards and scored three touchdowns.



2025 MINI BIOS & STATS

2 Spencer Rattler

Pos.: QB **Ht.:** 6-0 **Wt.:** 211 **Exp.:** 2 **College:** South Carolina



Regular Season Career GP/GS: (15/14); **2025:** (8/8)

2025 REVIEW: vs. Arizona (9/7): Started an opener for first time in NFL career, finishing 27-of-46 passing (58.7 pct.) for 214 yards and had four carries for 29 yards, setting career-highs in both completions and attempts. **vs. San Francisco (9/14):** Started and finished 25-of-34 passing (73.5 pct.) for 207 yards with three TDs, the first game of his career with multiple TD passes, a career-best 118.1 passer rating, and added four rushes for 14 yards. Rattler set career-highs in TDs and passer rating. **at Seattle (9/21):** Started and finished 27-of-39 passing (71.7 pct.) for 218 yards with one touchdown and one interception, tying career-high for completions. Added two rushes for ten yards. **at Buffalo (9/28):** Started and finished 18-for-27 passing (66.7 pct.) for 126 yards with one TD. Also had a career-day on the ground, rushing six times for 49 yards (8.2 avg.). **vs. New York Giants (10/5):** Started and finished 21-for-31 (67.7 pct.) for 225 yards with a career-long touchdown pass (87 yards), a 99.5 passer rating, and rushed six times for 21 yards. The 87-yard TD pass to Rashid Shaheed was the longest play from scrimmage since an 87-yard touchdown connection from Drew Brees to WR Brandin Cooks vs. Carolina (Oct. 16, 2016) and was tied for the fifth-longest play in franchise history. The only other Saints signal-callers to throw an 87-yard (or more) touchdown pass are Drew Brees, Billy Joe Hobert, Kerry Collins and Heath Shuler. Victory also marks Rattler's first win as a starting QB in the NFL and the first time that a QB drafted by the Saints started and recorded a win since Danny Wuerffel (vs. Carolina on Sept. 13, 1998, at Superdome). **vs. New England (10/12):** Started. Finished 20-for-26 (76.9 pct., new career-high) for 226 yards, a career-high 8.73 yards per attempt and had a 102.6 passer rating. Rushed four times for 20 yards. **at Chicago (10/19):** Started and finished 20-for-32 (62.5 pct.) for 233 yards, two touchdowns, with three interceptions, and rushed twice for 12 yards. **vs. Tampa Bay (10/26):** Started and finished 15-for-21 (71.4 pct.) for 136 yards and an interception. Carried three times for 12 yards. **at Los Angeles Rams (11/2):** Dressed but did not play. **at Carolina (11/9):** Dressed but did not play. **vs. Atlanta (11/23):** Dressed but did not play. **at Miami (11/30):** Dressed but did not play. **at Tampa Bay (12/7):** Dressed but did not play.

CAREER HIGHS: Attempts — 46, vs. Arizona (9/7/25); **Completions** — 27 (2x), last at Seattle (9/21/25); **Completion Pct.** — 76.9, vs. New England (10/21/25); **Passing Yards** — 243, vs. Tampa Bay (10/13/24); **Passing Yards Per Attempt** — 8.73, vs. New England (10/12/25); **Long Completion** — 87, vs. New York Giants (10/5/25); **Passing TDs** — 3, vs. San Francisco (9/14/25); **Passer Rating** — 118.1, vs. San Francisco (9/14/25); **Rushes** — 6 (2x), last vs. New York Giants (10/5/25); **Rushing Yards** — 49, at Buffalo (9/28/25); **Long Rush** — 28 (2x), last vs. Las Vegas (12/29/24); **Turnovers** — 4, at Chicago, (10/19/25).

2 QB Spencer Rattler																
				Passing								Rushing				
Date	Opp.	GP	ST	Comp	Att	Pct.	Yards	TD	INT	Lg	Rating	Att	Yds	Avg.	Lg	TD
9/7	ARZ	X	X	27	46	58.7%	214	0	0	21	70.4	4	29	7.3	12	0
9/14	SF	X	X	25	34	73.5%	207	3	0	39	118.1	4	14	3.5	9	0
9/21	@SEA	X	X	27	39	71.7%	218	1	1	21	83.1	2	10	5	5	0
9/28	@BUF	X	X	18	27	66.7%	126	1	0	17	89.1	6	49	8.2	15	0
10/5	NYG	X	X	21	31	66.7%	225	1	0	87	99.5	6	21	3.5	11	0
10/12	NE	X	X	20	26	76.9%	227	0	0	53	102.6	4	20	5	9	0
10/19	@CHI	X	X	20	32	62.5%	233	2	3	57	66.3	2	12	6	7	0
10/26	TB	X	X	15	21	71.4%	136	0	1	28	68.8	3	12	4	7	0
11/2	@LAR	Dressed but did not play														
11/9	@CAR	Dressed but did not play														
11/23	ATL	Dressed but did not play														
11/30	@MIA	Dressed but did not play														
12/7	@TB	Dressed but did not play														
2025 Season		8	8	173	256	67.6%	1586	8	5	87	88.4	31	167	5.4	12	0
Career Totals		15	14	303	484	62.6%	2,903	12	10	87	79.5	49	313	6.4	28	0



2025 MINI BIOS & STATS

21 Justin Reid

Pos.: S Ht.: 6-1 Wt.: 207 Exp.: 8 College: Stanford



Regular Season Career GP/GS: (118/114); **2025:** (12/12)

2025 REVIEW: Named a defensive team captain for the first time in his career. **vs. Arizona (9/7):** Started at SS and played on special teams in his first game as a Saint, finishing with six tackles (three solo). **vs. San Francisco (9/14):** Started at SS and played on special teams and recorded five solo stops with one pass breakup. **at Seattle (9/21):** Started at SS and played on special teams and recorded four solo stops. **at Buffalo (9/28):** Started at SS and played on special teams and recorded one solo tackle. **vs. New York Giants (10/5):** Started and played on special teams. Finished with two tackles. Left the game in the first quarter (concussion) and did not return. **vs. New England (10/12):** Started and played on special teams. Recorded three tackles (one solo) with one stop for a loss. **at Chicago (10/19):** Started and played on special teams, recording six stops (four solo) and one pass breakup. **vs. Tampa Bay (10/26):** Started and played on special teams, finishing with seven stops (four solo), with a half-sack and a quarterback hit. His half-sack was his first of the season and his seven stops were the second highest on the team. **at Los Angeles Rams (11/2):** Started and played on special teams, recording a career-high of 13 total tackles (seven solo) and a pass breakup. **at Carolina (11/9):** Started and played on special teams, finishing with five tackles (one solo) and helped lead the Black and Gold defense on the back end to surrender a season-low 102 net passing yards. **vs. Atlanta (11/23):** Started and played on special teams, recording seven tackles (three solo) and returned an interception 49 yards for a touchdown, his first interception as a Saint and first interception returned for a touchdown since a 101-yard return his rookie year at Washington (11/18/18). It was the first interception returned for a touchdown by the Saints since a 27-yard touchdown return by Tyrann Mathieu at New England (10/8/23). **at Miami (11/30):** Started and left the game in the first quarter due to a knee injury and did not return. **at Tampa Bay (12/7):** Inactive (knee).

ADDITIONAL STATS: Special Teams Tackles — (2018, 7), (2020, 2), (2021, 2), (2022, 2), (2024, 2); **Total: 15; Extra-Point Attempts:** (2022, 1-for-2). **Blocked Field Goals** — (2020, 1), (2023, 1); **Total: 2**

CAREER HIGHS: Tackles — 13, at Los Angeles Rams (11/2/25); **Solo Tackles** — 9 (2x), vs. Carolina (9/29/19) and at Green Bay (12/3/23); **Sacks** — 2, vs. Cincinnati (12/31/23); **Quarterback Hits** — 2 (5x), last vs. Cincinnati (12/31/23); **Tackles for Loss** — 3, vs. New England (11/22/20); **Special Teams Tackles** — 2 (2x), vs. Indianapolis (12/9/18) and at Arizona (9/11/22); **Pass Breakups** — 2 (8x), last vs. Houston (12/21/24); **Interceptions** — 1 (11x), last vs Atlanta (11/23/25); **Interceptions Returned for Touchdowns** — 1 (2x), last vs Atlanta (11/23/25); **Forced Fumbles** — 1 (3x), last at Minnesota (10/8/23); **Fumble Recoveries** — 1 (3x), last at Tampa Bay (12/21/19).

21 S Justin Reid												
Date	Opp.	GP	ST	Solo	Ast	Total	Sack/Yds	INT/Yds	PD	FF	FR	
9/7	ARZ	X	X	3	3	6	0.0	0.0	0	0	0	0
9/14	SF	X	X	5	0	6	0.0	0.0	0	0	1	0
9/21	@SEA	X	X	4	0	4	0.0	0.0	0	0	0	0
9/28	@BUF	X	X	1	0	1	0.0	0.0	0	0	0	0
10/5	NYG	X	X	0	2	2	0.0	0.0	0	0	0	0
10/12	NE	X	X	1	2	3	0.0	0.0	0	0	0	0
10/19	@CHI	X	X	4	2	6	0.0	0.0	0	0	1	0
10/26	TB	X	X	4	3	7	0.5	5.5	0	0	0	0
11/2	@LAR	X	X	7	6	13	0.0	0.0	0	0	1	0
11/9	@CAR	X	X	1	4	5	0.0	0.0	0	0	0	0
11/23	ATL	X	X	3	4	7	0.0	0.0	1	49	1	0
11/30	@MIA	X	X	0	0	0	0.0	0.0	0	0	0	0
12/7	@TB	Inactive										
2025 Season		12	12	33	26	60	0.5	5.5	1	49	4	0
Saints Career		12	12	33	26	60	0.5	5.5	1	49	4	0
Career Totals		118	114	445	179	625	6.5	45.5	11	296	50	3



2025 MINI BIOS & STATS

72 Asim Richards

Pos.: OL Ht.: 6-4 Wt.: 307 Exp.: 3 College: North Carolina



Regular Season Career GP/GS: (34/4); 2025: (13/3)

2025 REVIEW: vs. Arizona (9/7): Rotated in at T in the jumbo package, replaced the injured Taliese Fuaga at RT in the fourth quarter, and played on special teams in his first game as a Saint. **vs. San Francisco (9/14):** Played on special teams. **at Seattle (9/21):** Made first start as Saint at RT and played on special teams. **at Buffalo (9/28):** Played on special teams. **vs. New York Giants (10/5):** Played on special teams. **vs. New England (10/12):** Rotated in at LT and played on special teams. **at Chicago (10/19):** Played on special teams. **vs. Tampa Bay (10/26):** Played on special teams. **at Los Angeles Rams (11/2):** Played on special teams and rotated in for an injured Fuaga at RT in fourth quarter. **at Carolina (11/9):** Started at RT in place of the injured Fuaga and played on special teams. Blocked for an offense that gained 388 net yards. **vs. Atlanta (11/23):** Started at RT in place of the injured Fuaga and played on special teams. **at Miami (11/30):** Played on special teams. **at Tampa Bay (12/7):** Started at RT for the injured Fuaga and played on special teams. Left the game in the fourth quarter with an ankle injury and did not return.



2025 MINI BIOS & STATS

95 John Ridgeway III

Pos.: DT Ht.: 6-5 Wt.: 321 Exp.: 4 College: Arkansas



Regular Season Career GP/GS: (46/6); **2025:** (1/0)

2025 REVIEW: Placed on Injured Reserve with a designation to return, (8/26). **vs. Tampa Bay (10/26):** Rotated in on defense and played on special teams in his season debut, recording one stop. **at Los Angeles Rams (11/2):** Inactive (Illness). **at Carolina (11/9):** Inactive. **vs. Atlanta (11/23):** Inactive. **at Miami (11/30):** Inactive. **at Tampa Bay (12/7):** Inactive.

ADDITIONAL STATS: Blocked Field Goals — (2024, 1); **Total: 1.**

CAREER-HIGHS: Tackles — 6, at New York Giants (10/22/23); **Solo Tackles** — 3 (3x), last at New England (11/5/23); **Tackles for Loss** — 1, vs. Washington (12/15/24); **Pass Breakups** — 1 (3x), last at Green Bay (12/23/24); **Forced Fumbles** — 1, last at Philadelphia (11/14/22); **Blocked Field Goals** — 1, vs. Atlanta (11/10/24).

95 DT John Ridgeway III												
Date	Opp.	GP	ST	Solo	Ast	Total	Sack/Yds	INT/Yds	PD	FF	FR	
9/7	ARZ	Injured Reserve										
9/14	SF	Injured Reserve										
9/21	@SEA	Injured Reserve										
9/28	@BUF	Injured Reserve										
10/5	NYG	Injured Reserve										
10/12	NE	Injured Reserve										
10/19	@CHI	Injured Reserve										
10/26	TB	X		0	1	1	0.0	0.0	0	0	0	0
11/2	@LAR	Inactive										
11/9	@CAR	Inactive										
11/23	ATL	Inactive										
11/30	@MIA	Inactive										
12/7	@TB	Inactive										
2025 Season		1	0	0	1	1	0.0	0.0	0	0	0	0
Saints Career		14	0	8	8	16	0.0	0.0	0	0	1	0
Career Totals		46	6	33	38	71	0.0	0.0	0	0	3	0



2025 MINI BIOS & STATS

29 Quincy Riley

Pos.: CB Ht.: 5-11 Wt.: 195 Exp.: R College: Louisville



Regular Season Career GP/GS: (13/3); **2025:** (13/3)

2025 REVIEW: **vs. Arizona (9/7):** Played on special teams in NFL debut. **vs. San Francisco (9/14):** Played on special teams and recorded one stop. **at Seattle (9/21):** Saw his first action on defense and played on special teams, recording one solo tackle and forced first career fumble. **at Buffalo (9/28):** Rotated in on defense and played on special teams, recording a career-high four tackles (career-high four solo). **vs. New York Giants (10/5):** Rotated in on defense and played on special teams, finishing with one solo tackle and his first career pass breakup. **vs. New England (10/12):** Made the first start of his NFL career, finishing with one solo tackle and one pass breakup, the second of his career. **at Chicago (10/19):** Started and played on special teams, recording three solo tackles had an interception, the first of his NFL career. Riley's pick against the Bears marked the first time two Saints rookies (Jonas Sanker) have had picks in a season since 2019. **vs. Tampa Bay (10/26):** Rotated in on defense and played on special teams, tallying two solo stops. **at Los Angeles Rams (11/2):** Rotated in on defense and played on special teams, recording one pass breakup which ties his career-high. **at Carolina (11/9):** Rotated in on defense and played on special teams, finishing with three solo tackles and one pass breakup. **vs. Atlanta (11/23):** Rotated in on defense and played on special teams, recording one solo tackle. **at Miami (11/30):** Rotated in on defense and special teams, finishing with two tackles (one solo) and one pass breakup. **at Tampa Bay (12/7):** Rotated in on defense and special teams, recording three tackles (two solo) in a defensive effort that surrendered only 122 net passing yards.

ADDITIONAL STATS: Special Teams Tackles — (2025, 1); **Total: 1.**

CAREER HIGHS: Tackles — 4, at Buffalo (9/28/25); **Solo Tackles —** 4, at Buffalo (9/28/25); **Forced Fumbles —** 1, at Seattle (9/21/25); **Special Teams Tackles —** 1, vs. San Francisco (9/14/25); **Pass Breakups —** 1 (5x), last at Miami (11/30/25); **Interceptions —** 1, at Chicago (10/19/25).

29 CB Quincy Riley												
Date	Opp.	GP	ST	Solo	Ast	Total	Sack/Yds	INT/Yds	PD	FF	FR	
9/7	ARZ	X		0	0	0	0.0	0.0	0	0	0	0
9/14	SF	X		0	0	0	0.0	0.0	0	0	0	0
9/21	@SEA	X		1	0	1	0.0	0.0	0	0	1	0
9/28	@BUF	X		4	0	4	0.0	0.0	0	0	0	0
10/5	NYG	X		1	0	1	0.0	0.0	0	0	1	0
10/12	NE	X	X	1	0	1	0.0	0.0	0	0	1	0
10/19	@CHI	X	X	3	0	3	0.0	0.0	1	0	1	0
10/26	TB	X		2	0	2	0.0	0.0	0	0	0	0
11/2	@LAR	X		0	0	0	0.0	0.0	0	0	1	0
11/9	@CAR	X		3	0	3	0.0	0.0	0	0	1	0
11/23	ATL	X		1	0	1	0.0	0.0	0	0	0	0
11/30	@MIA	X		1	1	2	0.0	0.0	0	0	1	0
12/7	@TB	X	X	2	1	3	0.0	0.0	0	0	0	0
2025 Season		13	3	19	2	21	0.0	0.0	1	0	6	1
Career Totals		13	3	19	2	21	0.0	0.0	1	0	6	1



2025 MINI BIOS & STATS

51 Cesar Ruiz

Pos.: C/G Ht.: 6-4 Wt.: 316 Exp.: 6 College: Michigan



Regular Season Career GP/GS: (87/81); 2025: (12/12)

2025 REVIEW: vs. Arizona (9/7): Started at RG and played on special teams. **vs. San Francisco (9/14):** Started at RG and played on special teams. **at Seattle (9/21):** Started at RG and played on special teams. **at Buffalo (9/28):** Started at RG and played on special teams. Left game with ankle injury in second quarter and did not return. **vs. New York Giants (10/5):** Inactive (Ankle). **vs. New England (10/12):** Started at RG and played on special teams in his first game back from injury. **at Chicago (10/19):** Started at RG and played on special teams. **vs. Tampa Bay (10/26):** Started at RG and played on special teams. **at Los Angeles Rams (11/2):** Started at RG and played on special teams. **at Carolina (11/9):** Started at RG and played on special teams and played on special teams, blocking for an offense that gained 388 net yards. **vs. Atlanta (11/23):** Started at RG and played on special teams. **at Miami (11/30):** Started at RG and played on special teams. **at Tampa Bay (12/7):** Started at RG and played on special teams, blocking for a rushing attack that gained 139 yards and scored three touchdowns.



2025 MINI BIOS & STATS

58 Chris Rumph II

Pos.: DE Ht.: 6-2 Wt.: 244 Exp.: 5 College: Duke



Regular Season Career GP/GS: (50/0); **2025:** (13/0)

2025 REVIEW: vs. Arizona (9/7): Rotated in on defense and played on special teams in his first game as a Saint, finishing with two tackles (one solo) and one coverage stop. **vs. San Francisco (9/14):** Rotated in on defense and played on special teams, recording two solo stops (tied a career-high) and a strip sack, his first sack as a Saint. Rumph's strip sack of Mac Jones was the first forced fumble of his career. **at Seattle (9/21):** Rotated in on defense and played on special teams, recording career-high four tackles (two solo). **at Buffalo (9/28):** Rotated in on defense and played on special teams, recording one pass breakup (tied career-high), one QB hit and tied for the team lead with two special teams stops, also tying a career-high. **vs. New York Giants (10/5):** Rotated in on defense and played on special teams, recording three defensive tackles (two solo) and a team-high two special teams stops (tied a career-high). Through the first five games, Rumph has already matched his career-high in special teams stops (five), which he previously set in 2021 and 2022. **vs. New England (10/12):** Rotated in on defense and played on special teams, recording two coverage stops (tied career-high), setting a new career-best with seven on the season. **at Chicago (10/19):** Rotated in on defense and played on special teams, recording two solo tackles, tying a career-high. **vs. Tampa Bay (10/26):** Rotated in on defense and played on special teams, finishing with five total stops (two solo). His five total tackles sets a new career-high for him and his solo tackles tied his career-high. **at Los Angeles Rams (11/2):** Rotated in on defense and played on special teams, posting five total stops (one solo), which tied his career-high. **at Carolina (11/9):** Rotated in on defense and played on special teams, recording a team-high and new career-best three coverage stops. **vs. Atlanta (11/23):** Rotated in on defense and special teams, finishing with two solo tackles (tied a career-high). **at Miami (11/30):** Rotated in on defense and special teams, recording one special teams tackle. **at Tampa Bay (12/7):** Rotated in on defense and played on special teams in his 50th career game, recording four stops (three solo, a new career-high).

ADDITIONAL STATS: Special Teams Tackles — (2021, 5), (2022, 5), (2025, 11); **Total: 21.**

CAREER-HIGHS: Tackles — 5 (2x), last at Los Angeles Rams (11/2/25); **Solo Tackles** — 3, at Tampa Bay (12/7/25); **Tackles for Loss** — 1 (5x), last vs. San Francisco (9/14/25); **Quarterback Hits** — 3, at Cincinnati (12/5/21); **Pass Breakups** — 1 (2x), last at Buffalo (9/28/25); **Forced Fumbles** — 1, vs. San Francisco (9/14/25); **Fumble Recoveries** — 1, vs. Las Vegas (10/1/23); **Special Teams Tackles** — 3, at Carolina (11/9/25).

58 DE Chris Rumph II												
Date	Opp.	GP	ST	Solo	Ast	Total	Sack/Yds	INT/Yds	PD	FF	FR	
9/7	ARZ	X		1	1	2	0.0	0.0	0	0	0	0
9/14	SF	X		2	0	2	1.0	5.0	0	0	0	1
9/21	@SEA	X		2	2	4	0.0	0.0	0	0	0	0
9/28	@BUF	X		0	0	0	0.0	0.0	0	0	1	0
10/5	NYG	X		2	1	3	0.0	0.0	0	0	0	0
10/12	NE	X		0	0	0	0.0	0.0	0	0	0	0
10/19	@CHI	X		2	0	2	0.0	0.0	0	0	0	0
10/26	TB	X		2	2	4	0.0	0.0	0	0	0	0
11/2	@LAR	X		1	4	5	0.0	0.0	0	0	0	0
11/9	@CAR	X		0	0	0	0.0	0.0	0	0	0	0
11/23	ATL	X		2	0	2	0.0	0.0	0	0	0	0
11/30	@MIA	X		0	0	0	0.0	0.0	0	0	0	0
12/7	@TB	X		3	1	4	0.0	0.0	0	0	0	0
2025 Season		13	0	17	11	28	1.0	5.0	0	0	1	0
Saints Career		13	0	17	11	28	1.0	5.0	0	0	1	0
Career Totals		50	0	34	23	57	4.0	27.0	0	0	2	1



2025 MINI BIOS & STATS

33 Jonas Sanker

Pos.: S Ht.: 6-1 Wt.: 211 Exp.: R College: Virginia



Regular Season Career GP/GS: (13/12); **2025:** (13/12)

2025 REVIEW: vs. Arizona (9/7): Rotated in on defense and played on special teams in NFL debut. **vs. San Francisco (9/14):** Made his first career start at FS and played on special teams, finishing with eight tackles (five solo). **at Seattle (9/21):** Started at FS and played on special teams, finishing with three tackles (two solo). **at Buffalo (9/28):** Started at FS and played on special teams. Was a standout on defense for the Black and Gold, finishing with five tackles (four solo), three pass breakups and an interception, the first of his career. **vs. New York Giants (10/5):** Started at S and finished with seven tackles (season-high seven solo), one tackle for loss (first of his career) and had his first career fumble recovery. Sanker is the first Saints rookie since Marshon Lattimore to have back-to-back games with takeaways, and his two takeaways on the season are the most by a Saints rookie since Paulson Adebo recorded three in 2021. **vs. New England (10/12):** Started and played on special teams finished with five tackles (four solo), a stop for loss and one coverage tackle. **at Chicago (10/19):** Started and played on special teams and finished with five tackles (three solo). **vs. Tampa Bay (10/26):** Started and finished with four stops (three solo). **at Los Angeles Rams (11/2):** Started and finished with eight total stops (five solo), tying a career-high in both categories, and had one pass breakup. **at Carolina (11/9):** Started and played on special teams finished with two tackles. **vs. Atlanta (11/23):** Started and played on special teams and recorded seven tackles (four solo). **at Miami (11/30):** Started and played on special teams, finishing with five tackles (one solo). **at Tampa Bay (12/7):** Started and played on special teams, recording three tackles (one solo).

ADDITIONAL STATS: Special Teams Tackles — (2025, 1); **Total:** 1.

CAREER-HIGHS: Tackles — 8 (2x), last at Los Angeles Rams (11/2/25); **Solo Tackles** — 5 (2x), last at Los Angeles Rams (11/2/25); **Pass Breakups** — 3, at Buffalo (9/28/25); **Interceptions** — 1, at Buffalo (9/28/25). **Tackles for Loss** — 1 (2x), last vs. New England (10/12/25); **Fumble Recoveries** — 1, vs. New York Giants (10/5/25).

33 S Jonas Sanker												
Date	Opp.	GP	ST	Solo	Ast	Total	Sack/Yds	INT/Yds	PD	FF	FR	
9/7	ARZ	X		0	0	0	0.0	0.0	0	0	0	0
9/14	SF	X	X	5	3	8	0.0	0.0	0	0	0	0
9/21	@SEA	X	X	2	1	3	0.0	0.0	0	0	0	0
9/28	@BUF	X	X	4	1	5	0.0	0.0	1	3	3	0
10/5	NYG	X	X	6	1	7	0.0	0.0	0	0	0	1
10/12	NE	X	X	4	1	5	0.0	0.0	0	0	0	0
10/19	@CHI	X	X	3	2	5	0.0	0.0	0	0	0	0
10/26	TB	X	X	3	1	4	0.0	0.0	0	0	0	0
11/2	@LAR	X	X	5	3	8	0.0	0.0	0	0	1	0
11/9	@CAR	X	X	0	2	2	0.0	0.0	0	0	0	0
11/23	ATL	X	X	4	3	7	0.0	0.0	0	0	0	0
11/30	@MIA	X	X	1	4	5	0.0	0.0	0	0	0	0
12/7	@TB	X	X	1	2	3	0.0	0.0	0	0	0	0
2025 Season		13	12	38	24	62	0.0	0.0	1	3	4	1
Career Totals		13	12	38	24	62	0.0	0.0	1	3	4	1



2025 MINI BIOS & STATS

45 Nephi Sewell

Pos.: LB **Ht.:** 6-0 **Wt.:** 228 **Exp.:** 4 **College:** Utah



Regular Season Career GP/GS: (30/1); **2025:** (3/0)

2025 REVIEW: Started the first three games of the season on the practice squad for the Black and Gold. **at Buffalo (9/28):** Gameday practice squad elevation, (9/28). Played on special teams in his 2025 debut. **vs. New England Patriots (10/12):** Gameday practice squad elevation, (10/11). Played on special teams. **at Chicago (10/19):** Gameday practice squad elevation, (10/18). Played on special teams.

ADDITIONAL STATS: Special Teams Tackles — (2023, 4), (2024, 2); **Total: 6.**

CAREER HIGHS: Tackles — 8 (2x), last at Tampa Bay (1/6/25); **Solo Tackles** — 5 (2x), last vs. Tampa Bay (1/6/25); **Sacks** — 1, at Tampa Bay (1/6/25); **Tackles for Loss** — 2 (2x), last at Tampa Bay (1/6/25); **Forced Fumbles** — 1, vs. Carolina (12/10/23).

45 LB Nephi Sewell												
Date	Opp.	GP	ST	Solo	Ast	Total	Sack/Yds	INT/Yds	PD	FF	FR	
9/7	ARZ	Practice Squad										
9/14	SF	Practice Squad										
9/21	@SEA	Practice Squad										
9/28	@BUF	X		0	0	0	0.0	0.0	0	0	0	0
10/5	NYG	Practice Squad										
10/12	NE	X		0	0	0	0.0	0.0	0	0	0	0
10/19	@CHI	X		0	0	0	0.0	0.0	0	0	0	0
10/26	TB	Practice Squad										
11/2	@LAR	Practice Squad										
11/9	@CAR	Practice Squad										
11/23	ATL	Practice Squad										
11/30	@MIA	Practice Squad										
12/7	@TB	Practice Squad										
2025 Season		3	0	0	0	0	0.0	0.0	0	0	0	0
Career Totals		30	1	12	6	18	1.0	5.0	0	0	1	0



2025 MINI BIOS & STATS

22 Rashid Shaheed

Pos.: WR/RS Ht.: 6-0 Wt.: 180 Exp.: 4 College: Weber State



Regular Season Career GP/GS: (42/28); 2025: (9/9)

2025 REVIEW: vs. Arizona (9/7): Started and handled the punt return duties, finishing with six catches for 33 yards and returned two punts for 18 yards. **vs. San Francisco (9/14):** Started and handled the punt return duties, finishing with four catches for 52 yards with one touchdown and returned two punts for 23 yards. **at Seattle (9/21):** Started and handled the punt return duties, finishing with four catches for 42 yards and returned one punt for 40 yards. With his 40 punt return yards, Shaheed surpassed Reggie Bush and Deonte Harty to take sole possession of fourth all-time in Saints history for career punt return yards (756). **at Buffalo (9/28):** Started and handled punt return duties. Led team in receiving with four receptions for 47 yards and had one punt return of 10 yards and also rushed two times for five yards. **vs. New York Giants (10/5):** Started and handled punt return duties, finishing with four receptions for a team-best 114 yards with a touchdown, which was for a career-long 87 yard reception. The 87-yard TD reception was the longest play from scrimmage by a Saint since an 87-yard touchdown connection from Drew Brees to WR Brandin Cooks vs. Carolina (Oct. 16, 2016) and is tied for the fifth-longest play in franchise history. Shaheed also had a top speed of 21.72 MPH on the touchdown, which is the highest by any player in the NFL this season. **vs. New England (10/12):** Made 25th career start and handled punt return duties, finishing with four catches for 28 yards and returned two punts for 21 yards. **at Chicago (10/19):** Started and handled punt return duties, finishing with four catches for 40 yards. **vs. Tampa Bay (10/26):** Started and handled punt return duties, finishing with nine catches (career-high) for 75 yards (led team in both) and returned one punt for eight yards. **at Los Angeles Rams (11/2):** Started and handled punt and kick return duties. Led all receivers on the team with five receptions for 68 yards. Returned one punt for nine yards and one kickoff for 29 yards. Traded to the Seattle Seahawks for fourth- and fifth-round selections in 2026 NFL Draft, (11/4).

ADDITIONAL STATS: Kickoff Returns — 39 returns for 904 yards (23.2 avg.).

CAREER HIGHS: Receptions — 9, vs Tampa Bay (10/26/25); **Receiving Yards** — 153, at Indianapolis (10/29/23); **Long Reception** — 87t, vs. New York Giants (10/5/25); **Receiving TDs** — 1 (12x), last vs. New York Giants (10/5/25); **Rushing Attempts** — 3, at Dallas (9/15/24), **Rushing Yards** — 44, vs. Cincinnati (10/16/22); **Punt Returns** — 4 (2x), last at Indianapolis (10/29/23); **Punt Return Yards** — 76, at Green Bay (9/24/23); **Long Punt Return** — 76t, at Green Bay (9/24/23); **Punt Return TDs** — 1 (2x), last vs. Tampa Bay (10/13/24); **Kickoff Returns** — 5, vs. Tennessee (9/10/23); **Kickoff Return Yards** — 110, vs. Tennessee (9/10/23); **Long Kickoff Return** — 38, at Kansas City (10/7/24); **All-Purpose Yards** — 216, vs. Tennessee (9/10/23).

22 WR/RS Rashid Shaheed																							
				Rushing					Receiving					Punt Returns					Kickoff Returns				
Date	Opp.	GP	ST	Att	Yds	Avg.	Lg	TD	Rec	Yds	Avg.	Lg	TD	Ret	Yds	Avg.	Lg	TD	Ret	Yds	Avg.	Lg	TD
9/7	ARZ	X	X	0	0	0.0	0	0	6	33	5.5	17	0	2	18	9.0	11	0	0	0	0.0	0	0
9/14	SF	X	X	0	0	0.0	0	0	4	52	13.0	39	1	2	23	11.5	20	0	0	0	0.0	0	0
9/21	@SEA	X	X	0	0	0.0	0	0	4	42	10.5	15	0	1	40	40.0	40	0	0	0	0.0	0	0
9/28	@BUF	X	X	2	5	2.5	5	0	4	47	11.8	15	0	1	10	10.0	10	0	0	0	0.0	0	0
10/5	NYG	X	X	0	0	0.0	0	0	4	114	28.5	87t	1	0	0	0.0	0	0	0	0	0.0	0	0
10/12	NE	X	X	0	0	0.0	0	0	4	28	7.0	17	0	2	21	10.5	12	0	0	0	0.0	0	0
10/19	@CHI	X	X	0	0	0.0	0	0	4	40	10.0	13	0	0	0	0.0	0	0	0	0	0.0	0	0
10/26	TB	X	X	0	0	0.0	0	0	9	75	8.3	10	0	1	8	8.0	8	0	0	0	0.0	0	0
11/2	@LAR	X	X	0	0	0.0	0	0	5	68	13.6	26	0	1	9	9.0	9	0	1	29	29.0	29	0
2025 Season		9	9	2	5	2.5	5	0	44	499	11.3	87t	2	10	129	12.9	20	0	1	29	29.0	29	0
Career Totals		42	28	19	128	6.7	44t	1	138	2,055	14.9	87t	12	64	804	12.6	76t	2	39	904	23.2	38	0



2025 MINI BIOS & STATS

93 Nathan Shepherd

Pos.: DT Ht.: 6-4 Wt.: 315 Exp.: 8 College: Fort Hayes State



Regular Season Career GP/GS: (119/49); **2025:** (13/7)

2025 REVIEW: **vs. Arizona (9/7):** Started and played on special teams, finishing with three tackles (one solo). **vs. San Francisco (9/14):** Started and played on special teams, recording two tackles (one solo) with one QB hit. **at Seattle (9/21):** Started and played on special teams, finishing with five tackles (one solo) and one stop for loss. **at Buffalo (9/28):** Started and played on special teams, finishing with three tackles (one solo) and tied a career-high with two QB hits. **vs. New York Giants (10/5):** Started and played on special teams, finishing with four tackles (two solo). **vs. New England (10/12):** Rotated in on defense and played on special teams, recording three tackles (two solo) and set a career-high with three QB hits. **at Chicago (10/19):** Rotated in on defense and played on special teams, recording two tackles (one solo). **vs. Tampa Bay (10/26):** Started and played on special teams, recording three stops (one solo) and his first sack of the season (tied career-high). **at Los Angeles Rams (11/2):** Rotated in on defense and played on special teams, recording two stops (one solo). **at Carolina (11/9):** Rotated in on defense and played on special teams, recording two solo stops, a sack for a 13-yard loss and the first field goal block of his career. He also played a key role in a run-stopping effort where Saints surrendered only 73 rushing yards on 23 carries (3.2 avg.). Named NFC Special Teams Player of the Week. **vs. Atlanta (11/23):** Rotated in on defense and special teams, recording two tackles. **at Miami (11/30):** Rotated in on defense and special teams, finishing with three tackles (two solo). **at Tampa Bay (12/7):** Rotated in on defense and special teams, finishing with five stops (three solo) and two QB hits.

ADDITIONAL STATS: Blocked Field Goals — 1, at Carolina (11/9/25).

CAREER HIGHS: Tackles — 7, vs. Carolina (12/10/23); Solo Tackles — 4, vs. Carolina (12/10/23); Sacks — 1 (10x), last at Carolina (11/9/25); Tackles for Loss — 3, at New York Giants (11/10/19); Quarterback Hits — 3, vs. New England (10/12/25).

93 DT Nathan Shepherd												
Date	Opp.	GP	ST	Solo	Ast	Total	Sack/Yds	INT/Yds	PD	FF	FR	
9/7	ARZ	X	X	1	2	3	0.0 0.0	0 0	0	0	0	0
9/14	SF	X	X	1	1	2	0.0 0.0	0 0	0	0	0	0
9/21	@SEA	X	X	1	4	5	0.0 0.0	0 0	0	0	0	0
9/28	@BUF	X	X	1	2	3	0.0 0.0	0 0	0	0	0	0
10/5	NYG	X	X	2	2	4	0.0 0.0	0 0	0	0	0	0
10/12	NE	X		2	1	3	0.0 0.0	0 0	0	0	0	0
10/19	@CHI	X		1	1	2	0.0 0.0	0 0	0	0	0	0
10/26	TB	X	X	1	2	3	1.0 8.0	0 0	0	0	0	0
11/2	@LAR	X		1	1	2	0.0 0.0	0 0	0	0	0	0
11/9	@CAR	X		2	0	2	1.0 13.0	0 0	0	0	0	0
11/23	ATL	X		0	2	2	0.0 0.0	0 0	0	0	0	0
11/30	@MIA	X		2	1	3	0.0 0.0	0 0	0	0	0	0
12/7	@TB	X	X	3	2	5	0.0 0.0	0 0	0	0	0	0
2025 Season		13	7	18	21	39	2.0 21.0	0 0	0	0	0	0
Saints Career		46	37	60	66	126	6.5 52.5	0 0	0	0	0	0
Career Totals		119	49	120	117	237	12.5 107.5	0 0	0	0	0	0



2025 MINI BIOS & STATS

66 William Sherman

Pos.: G Ht.: 6-4 Wt.: 300 Exp.: 1 College: Colorado



Regular Season Career GP/GS: (3/0); 2025: (3/0)

2025 REVIEW: at Carolina (11/9): Gameday practice squad elevation, (11/8). Rotated in on offense and played on special teams in his first game as a Saint. **vs. Atlanta (11/23):** Gameday practice squad elevation, (11/22). Rotated in on special teams. Signed to the active roster, (12/2). **at Tampa Bay (12/7):** Rotated in at RT in the fourth quarter for the injured Asim Richards and played on special teams.



2025 MINI BIOS & STATS

6 Tyler Shough

Pos.: QB Ht.: 6-5 Wt.: 219 Exp.: R College: Louisville



Regular Season Career GP/GS: (7/5); 2025: (7/5)

2025 REVIEW: vs. Arizona (9/7): Dressed but did not play. **vs. San Francisco (9/14):** Dressed but did not play. **at Seattle (9/21):** Rotated in during the fourth quarter to make his NFL debut, finishing 0-for-2 on pass attempts. **at Buffalo (9/28):** Dressed but did not play. **vs. New York Giants (10/5):** Dressed but did not play. **vs. New England (10/12):** Dressed but did not play. **at Chicago (10/19):** Dressed but did not play. **vs. Tampa Bay (10/26):** Came in late in third quarter and played the rest of the game. Finished 17-for-30 for 128 yards and an interception. Shough also rushed three times for 12 yards (4.0 avg). **at Los Angeles Rams (11/2):** Started his first game as Saint and went 15-of-24 (62.5 pct.) for 176 yards, one touchdown and one interception. He also rushed one time for two yards. **at Carolina (11/9):** Started and finished 19-of-27 for 282 (70.4 pct.) yards with two touchdowns and a 128.9 passer rating. His first touchdown pass was for 62 yards, the second longest touchdown throw by a Saints rookie quarterback since Archie Manning threw a 63-yarder to Danny Abramowicz on Oct. 3, 1971. With the Saints victory, Shough became the first Saints rookie to win a start since Dave Wilson, when the Saints won at the L. A. Rams (Nov. 8, 1981). Overall, became fourth Saints rookie to win a start, joining Wilson, Larry Cipa (1974) and Manning (1971). His 282 passing yards were also the most by a Saints rookie in a game, which passed Wilson as well. The last time a Saints quarterback had 2+ TD passes and 0 INTs in one of his first two career starts was Manning on Sept. 26, 1971, vs. San Francisco. No Saints QB has ever recorded 282+ passing yards, 2+ passing TDs and 0 INTs on the road in one of their first two starts. He and Head Coach Kellen Moore became the first rookie quarterback and first-year coach duo to win a game in franchise history. **vs. Atlanta (11/23):** Started. Finished 30-for-43 (69.8 pct.) for 243 yards, an interception and a 74.1 passer rating. Carried seven times for 22 yards (career-high). **at Miami (11/30):** Started. Finished 26-for-38 (65.8 pct.) for 239 yards, two touchdowns, one interception and a 91.9 passer rating. Rushed six times for 18 yards. Also rushed for a successful two-point conversion attempt and intercepted on a two-point conversion attempt. **at Tampa Bay (12/7):** Started and finished 13-of-20 (65.0 pct.) for 144 yards, one interception and a 65.4 passer rating. Had a career day on the ground, carrying seven times (tied career-high) for 55 yards and two touchdowns, with his longest rush being a 34 yard touchdown (all new career-highs). Shough's two scores were the first time a Saints rookie QB had two rushing TDs since Archie Manning (vs. Dallas on 10/17/71) and his 55 yards rushing are the most in franchise history by a rookie QB. Shough executed the first fourth quarter game-winning drive of his career, when with the score tied 17-17, he drove New Orleans down the field 53 yards on nine plays, ending with a 13-yard rushing TD. In addition to the rushing touchdown, Shough completed three-of-four passes for 36 yards on the game-winning drive.

ADDITIONAL STATS: Rushing Two-Point Conversions — (2025, 1); Total: 1

CAREER HIGHS: Attempts — 43, vs Atlanta (11/23/25); Completions — 30, vs Atlanta (11/23/25); Completion Pct. — 70.4, at Carolina (11/9/25); Passing Yards — 282, at Carolina (11/9/25); Passing Yards Per Attempt — 10.4, at Carolina (11/9/25); Long Completion — 62t, at Carolina (11/9/25); Passing TDs — 2 (2x), last at Miami (11/30/25); Passer Rating — 128.9, at Carolina (11/9/25); Rushes — 7 (2x), last at Tampa Bay (12/7/25); Rushing Yards — 55, at Tampa Bay (12/7/25); Long Rush — 34t, at Tampa Bay (12/7/25); Rushing TDs — 2, at Tampa Bay (12/7/25); Turnovers — 1 (4x), last at Miami (11/30/25).



2025 MINI BIOS & STATS

6 QB Tyler Shough																
				Passing								Rushing				
Date	Opp.	GP	ST	Comp	Att	Pct.	Yards	TD	INT	Lg	Rating	Att	Yds	Avg.	Lg	TD
9/7	ARZ	Dressed but did not play														
9/14	SF	Dressed but did not play														
9/21	@SEA	X		0	2	0.0%	0	0	0	0	39.6	0	0	0.0	0	0
9/28	@BUF	Dressed but did not play														
10/5	NYG	Dressed but did not play														
10/12	NE	Dressed but did not play														
10/19	@CHI	Dressed but did not play														
10/26	TB	X		17	30	56.8%	128	0	1	16	53.2	3	12	4	5	0
11/2	@LAR	X	X	15	24	62.5%	176	1	1	27	81.2	1	2	2	2	0
11/9	@CAR	X	X	19	27	70.4%	282	2	0	62t	128.9	4	-3	-0.8	3	0
11/23	ATL	X	X	30	43	69.8%	243	0	1	18	74.1	7	22	3.1	11	0
11/30	@MIA	X	X	26	38	68.4%	239	2	1	17	91.9	6	18	3.0	8	0
12/7	@TB	X	X	13	20	65.0%	144	0	1	16	65.4	7	55	7.9	34t	2
2025 Season		7	5	120	184	65.2%	1212	5	5	62t	81.6	28	106	3.8	34t	2
Career Totals		7	5	120	184	65.2%	1,212	5	5	62t	81.6	28	106	3.8	34t	2



2025 MINI BIOS & STATS

68 Torricelli Simpkins III

Pos.: G Ht.: 6-5 Wt.: 312 Exp.: R College: South Carolina



Regular Season Career GP/GS: (11/2); 2025: (11/2)

2025 REVIEW: **vs. Arizona (9/7):** Played on special teams in his NFL debut. **vs. San Francisco (9/14):** Played on special teams. **at Seattle (9/21):** Made his first NFL start at LG. Also played on special teams. **at Buffalo (9/28):** Rotated in at RG in second quarter for the injured Cesar Ruiz and played on special teams. **vs. New York Giants (10/5):** Started at RG and played on special teams and played on special teams, blocking for a unit that did not give up a sack. **vs. New England (10/12):** Inactive. **at Chicago (10/19):** Inactive. **vs. Tampa Bay (10/26):** Rotated in on the offensive line and played on special teams. **at Los Angeles Rams (11/2):** Rotated in on the offensive line and played on special teams. **at Carolina (11/9):** Played on special teams. **vs. Atlanta (11/23):** Played on special teams. **at Miami (11/30):** Played on special teams. **at Tampa Bay (12/7):** Played on special teams.



2025 MINI BIOS & STATS

39 Charlie Smyth

Pos.: K **Ht.:** 6-4 **Wt.:** 210 **Exp.:** 1 *Signed through the International Pathway Program (IPP)*



Regular Season Career GP: (2); **2025:** (2)

2025 REVIEW: Signed to the practice squad, (8/27). **at Miami (11/30):** Handled the kicking duties in his NFL debut, making his lone FG attempt from 56 yards out. Also converted an onside kick to give the Saints offense one last chance in the fourth quarter. **at Tampa Bay (12/7):** Handled the kicking duties, going one-of-two on field goals, making one from 30 and made all three PATs.

ADDITIONAL STATS: Touchbacks — (2025, 3); **Total: 3.**

CAREER HIGHS: Field Goals Made — 1 (2x), last at Tampa Bay (12/7/25); **Field Goal Attempts** — 2, at Tampa Bay (12/7/25); **Longest Field Goal Made** — 56, at Miami (11/30/25); **Touchbacks** — 2, at Tampa Bay (12/7/25).

39 K Charlie Smyth																				
			Field Goals					1-19		20-29		30-39		40-49		50+		PATs		
Date	Opp.	GP	M	A	Pct.	Lg	Blk	M	A	M	A	M	A	M	A	M	A	M	A	Pts
11/30	@MIA	X	1	1	100.0%	56	0	0	0	0	0	0	0	0	0	1	1	0	0	3
12/7	@TB	X	1	2	50.0%	30	0	0	0	0	0	1	1	0	1	0	0	3	3	6
2025 Season		2	1	3	33.3%	56	0	0	0	0	0	1	1	0	1	1	1	3	3	9
Career Totals		2	1	3	33.3%	56	0	0	0	0	0	1	1	0	1	1	1	3	3	9



2025 MINI BIOS & STATS

44 Isaiah Stalbird

Pos.: LB **Ht.:** 6-1 **Wt.:** 215 **Exp.:** 1 **College:** South Dakota State



Regular Season Career GP/GS: (18/0); **2025:** (13/0)

2025 REVIEW: **vs. Arizona (9/7):** Played on special teams and finished with a career-best four coverage stops. **vs. San Francisco (9/14):** Played on special teams. **at Seattle (9/21):** Rotated in on defense for the first time in his NFL career and played on special teams, finishing with one pass breakup, the first of his NFL career. **at Buffalo (9/28):** Played on special teams. **vs. New York Giants (10/5):** Played on special teams and recorded one tackle. **vs. New England (10/12):** Rotated in on defense and played on special teams, recording one solo tackle and three coverage stops. **at Chicago (10/19):** Rotated in on defense and played on special teams. **vs. Tampa Bay (10/26):** Rotated in on defense and special teams, recording two stops (one solo), and a special teams tackle. **at Los Angeles Rams (11/2):** Rotated in on defense and played on special teams. **at Carolina (11/9):** Rotated in on defense and played on special teams, recording two stops and two special teams tackles. **vs. Atlanta (11/23):** Rotated in on defense and played on special teams, recording three tackles (two solo, new career-high), the first sack of his NFL career, and also recorded two special teams stops. **at Miami (11/30):** Rotated in on defense and played on special teams, recording two tackles and one quarterback hit. **at Tampa Bay (12/7):** Rotated in on defense and played on special teams.

ADDITIONAL STATS: Special Teams Tackles — (2024, 3), (2025, 13); **Total: 16.**

CAREER HIGHS: Special Teams Tackles — 4, vs. Arizona (9/7/25); **Tackles** — 3, vs Atlanta (11/23/25); **Solo Tackles** — 2, vs Atlanta (11/23/25); **Pass Breakups** — 1, at Seattle (9/21/25); **Sacks** — 1, vs Atlanta (11/23/25); **Quarterback Hits** — 1, at Miami (11/30/25).

44 LB Isaiah Stalbird												
Date	Opp.	GP	ST	Solo	Ass	Total	Sack/Yds	INT/Yds	PD	FF	FR	
9/7	ARZ	X		0	0	0	0.0	0.0	0	0	0	0
9/14	SF	X		0	0	0	0.0	0.0	0	0	0	0
9/21	@SEA	X		0	0	0	0.0	0.0	0	0	1	0
9/28	@BUF	X		0	0	0	0.0	0.0	0	0	0	0
10/5	NYG	X		0	0	0	0.0	0.0	0	0	0	0
10/12	NE	X		1	0	1	0.0	0.0	0	0	0	0
10/19	@CHI	X		0	0	0	0.0	0.0	0	0	0	0
10/26	TB	X		1	1	2	0.0	0.0	0	0	0	0
11/2	@LAR	X		0	0	0	0.0	0.0	0	0	0	0
11/9	@CAR	X		0	2	2	0.0	0.0	0	0	0	0
11/23	ATL	X		2	1	3	1.0	5.0	0	0	0	0
11/30	@MIA	X		0	2	2	0.0	0.0	0	0	0	0
12/7	@TB	X		0	0	0	0.0	0.0	0	0	0	0
2025 Season		13	0	4	6	10	1.0	5.0	0	0	1	0
Career Totals		18	0	4	6	10	1.0	5.0	0	0	1	0



2025 MINI BIOS & STATS

88 Jack Stoll

Pos.: TE **Ht.:** 6-4 **Wt.:** 247 **Exp.:** 5 **College:** Nebraska



Regular Season Career GP/GS: (73/31); **2025:** (12/3)

2025 REVIEW: vs. Arizona (9/7): Gameday practice squad elevation, (9/6). Started and played on special teams in his first game as Saint, finishing with one stop. Signed to active roster, (9/9). **vs. San Francisco (9/14):** Rotated in on offense and played on special teams. **at Seattle (9/21):** Started and played on special teams, finishing with two receptions for 21 yards and a touchdown, the first of his career. **at Buffalo (9/28):** Rotated in on offense and played on special teams, finishing with one reception for seven yards. **vs. New York Giants (10/5):** Rotated in on offense and played on special teams. **vs. New England (10/12):** Rotated in on offense and played on special teams. **at Chicago (10/19):** Rotated in on offense and played on special teams. **vs. Tampa Bay (10/26):** Rotated in on offense and played on special teams. **at Los Angeles Rams (11/2):** Rotated in on offense and played on special teams. Left the game in the fourth quarter and did not return (ankle). **at Carolina (11/9):** Inactive (ankle). **vs. Atlanta (11/23):** Rotated in on offense and played on special teams, recording one catch for seven yards. **at Miami (11/30):** Rotated in on offense and special teams. **at Tampa Bay (12/7):** Started and played on special teams.

ADDITIONAL STATS: Special Teams Tackles — (2021, 2), (2022, 2), (2023, 1), (2024, 2), (2025, 1); **Total: 8;** **Miscellaneous Fumble Recoveries** — (2021, 1); **Total: 1.**

CAREER HIGHS: Receptions — 3, vs. Tennessee (12/4/22); **Receiving Yards** — 41, vs. Tennessee (12/4/22); **Long Reception** — 26, vs. Tennessee (12/4/22); **Receiving Touchdowns** — 1, at Seattle (9/21/25); **Special Teams Tackles** — 1 (8x), last vs. Arizona (9/7/25).

88 TE Jack Stoll								
				Receiving				
Date	Opp.	GP	ST	Rec	Yds	Avg.	Lg	TD
9/7	ARZ	X	X	0	0	0.0	0	0
9/14	SF	X		0	0	0.0	0	0
9/21	@SEA	X	X	2	21	10.5	13	1
9/28	@BUF	X		1	7	7.0	7	0
10/5	NYG	X		0	0	0.0	0	0
10/12	NE	X		0	0	0.0	0	0
10/19	@CHI	X		0	0	0.0	0	0
10/26	TB	X		0	0	0.0	0	0
11/2	@LAR	X		0	0	0.0	0	0
11/9	@CAR			Inactive				
11/23	ATL	X		1	7	7.0	7	0
11/30	@MIA	X		0	0	0.0	0	0
12/7	@TB	X	X	0	0	0.0	0	0
2025 Season		12	3	4	35	8.8	13	1
Saints Career		12	3	4	35	8.8	13	1
Career Totals		73	31	26	228	8.8	26	1



2025 MINI BIOS & STATS

28 Danny Stutsman

Pos.: LB Ht.: 6-3 Wt.: 233 Exp.: R College: Oklahoma



Regular Season Career GP/GS: (13/0); 2025: (13/0)

2025 REVIEW: **vs. Arizona (9/7):** Played on special teams in debut, finishing with one tackle. **vs. San Francisco (9/14):** Played on special teams and recorded one stop. **at Seattle (9/21):** Rotated in on defense and played on special teams, recording two coverage stops. **at Buffalo (9/28):** Played on special teams and tied career-high with two stops (tied team-high). **vs. New York Giants (10/5):** Played on special teams. **vs. New England (10/12):** Rotated in on defense and special teams, finishing with two solo tackles and one coverage stop. **at Chicago (10/19):** Rotated in on defense and special teams, recording a career-high six tackles (one solo). **vs. Tampa Bay (10/26):** Rotated in on defense and special teams, tallying one coverage tackle. **at Los Angeles Rams (11/2):** Rotated in on defense and special teams, tallying eight stops (sets new career-high) with one solo stop. **at Carolina (11/9):** Rotated in on defense and special teams, recording two tackles (one solo) and two coverage stops. **vs. Atlanta (11/23):** Rotated in on defense and special teams, finishing with three tackles (one solo). **at Miami (11/30):** Rotated in on defense and special teams, finishing with two tackles (one solo). **at Tampa Bay (12/7):** Rotated in on defense and special teams, recording three tackles (two solo) and one coverage stop.

ADDITIONAL STATS: Special Teams Tackles — (2025, 11); **Total: 11.**

CAREER HIGHS: Tackles — 8, at Los Angeles Rams (11/2/25); **Solo Tackles** — 2, vs. New England (10/12/25); **Special Teams Tackles** — 2 (3x), last at Carolina (11/9/25).

28 LB Danny Stutsman												
Date	Opp.	GP	ST	Solo	Ast	Total	Sack/Yds	INT/Yds	PD	FF	FR	
9/7	ARZ	X		0	0	0	0.0	0.0	0	0	0	0
9/14	SF	X		0	0	0	0.0	0.0	0	0	0	0
9/21	@SEA	X		0	0	0	0.0	0.0	0	0	0	0
9/28	@BUF	X		0	0	0	0.0	0.0	0	0	0	0
10/5	NYG	X		0	0	0	0.0	0.0	0	0	0	0
10/12	NE	X		2	0	2	0.0	0.0	0	0	0	0
10/19	@CHI	X		1	5	6	0.0	0.0	0	0	0	0
10/26	TB	X		0	0	0	0.0	0.0	0	0	0	0
11/2	@LAR	X		1	7	8	0.0	0.0	0	0	0	0
11/9	@CAR	X		1	1	2	0.0	0.0	0	0	0	0
11/23	ATL	X		1	2	3	0.0	0.0	0	0	0	0
11/30	@MIA	X		1	1	2	0.0	0.0	0	0	0	0
12/7	@TB	X		2	1	3	0.0	0.0	0	0	0	0
2025 Season		13	0	9	17	26	0.0	0.0	0	0	0	0
Career Totals		13	0	9	17	26	0.0	0.0	0	0	0	0



2025 MINI BIOS & STATS

1 Alontae Taylor

Pos.: CB Ht.: 6-1 Wt.: 199 Exp.: 4 College: Tennessee



Regular Season Career GP/GS: (60/49); **2025:** (13/12)

2025 REVIEW: vs. Arizona (9/7): Rotated in on defense, finishing with two tackles (one solo) and one sack. Taylor's six career sacks are tied for first all-time in club record books for a cornerback. **vs. San Francisco (9/14):** Started and recorded six tackles (three solo), one stop for a loss and two pass breakups. **at Seattle (9/21):** Started in 50th career NFL appearance, finishing with two solo stops and one pass breakup. **at Buffalo (9/28):** Started and finished with four tackles (three solo). **vs. New York Giants (10/5):** Started and finished with a season-high eight tackles (four solo). **vs. New England (10/12):** Started and finished with five solo tackles. **at Chicago (10/19):** Started and finished with seven stops (four solo) and one stop for a loss. **vs. Tampa Bay (10/26):** Started and finished with two tackles, both solo. **at Los Angeles Rams (11/2):** Started and recorded eight stops (five solo) with a tackle for loss. **at Carolina (11/9):** Started and finished with six tackles (four solo) with a stop for loss and an interception, his first of the 2025 campaign and a pass breakup. **vs. Atlanta (11/23):** Started and recorded six tackles (five solo). **at Miami (11/30):** Started and finished with two solo tackles. **at Tampa Bay (12/7):** Started and posted two tackles (one solo), two pass breakups and one interception, his second of the season, leading the Black and Gold defensive effort to surrender only 122 net passing yards.

ADDITIONAL STATS: Special Teams Tackles — (2022, 1); **Total: 1.**

CAREER HIGHS: Tackles — 9 (2x), vs. Atlanta (11/10/24) and at Dallas (9/15/24); **Solo Tackles** — 7 (2x), vs. Atlanta (11/10/24) and at Dallas (9/15/24); **Tackles for Loss** — 3, vs. Carolina (9/8/24); **Interceptions** — 1 (34), last at Tampa Bay (12/7/25); **Pass Breakups** — 5, at Green Bay (9/24/23); **Forced Fumbles** — 1 (3x), at Carolina (12/10/23); **Sacks** — 3 (franchise record for a DB), vs. Carolina (9/8/24); **Quarterback Hits** — 3, vs. Carolina (9/8/24); **Special Teams Tackles** — 1, at Cleveland (12/24/22).

1 CB Alontae Taylor												
Date	Opp.	GP	ST	Solo	Ass	Total	Sack/Yds	INT/Yds	PD	FF	FR	
9/7	ARZ	X		1	1	2	1.0 15.0	0 0	0	0	0	
9/14	SF	X	X	3	3	6	0.0 0.0	0 0	2	0	0	
9/21	@SEA	X	X	2	0	2	0.0 0.0	0 0	1	0	0	
9/28	@BUF	X	X	3	1	4	0.0 0.0	0 0	0	0	0	
10/5	NYG	X	X	4	4	8	0.0 0.0	0 0	0	0	0	
10/12	NE	X	X	5	0	5	0.0 0.0	0 0	0	0	0	
10/19	@CHI	X	X	4	3	7	0.0 0.0	0 0	0	0	0	
10/26	TB	X	X	2	0	2	0.0 0.0	0 0	0	0	0	
11/2	@LAR	X	X	5	3	8	0.0 0.0	0 0	0	0	0	
11/9	@CAR	X	X	4	2	6	0.0 0.0	1 11	1	0	0	
11/23	ATL	X	X	5	1	6	0.0 0.0	0 0	0	0	0	
11/30	@MIA	X	X	2	0	2	0.0 0.0	0 0	0	0	0	
12/7	@TB	X	X	1	1	2	0.0 0.0	1 10	2	0	0	
2025 Season		13	12	41	19	60	1.0 15.0	2 21	6	0	0	
Career Totals		60	49	196	73	269	6.0 61.5	4 37	47	3	0	



2025 MINI BIOS & STATS

15 Mason Tipton

Pos.: WR Ht.: 5-11 Wt.: 187 Exp.: 2 College: Yale



Regular Season Career GP/GS: (23/3); 2025: (12/2)

2025 REVIEW: vs. Arizona (9/7): Played on special teams. **vs. San Francisco (9/14):** Dressed but did not play. **at Seattle (9/21):** Rotated in on offense and special teams. **at Buffalo (9/28):** Rotated in on offense and special teams. **vs. New York Giants (10/5):** Rotated in on offense and special teams. **vs. New England (10/12):** Rotated in on offense and handled kick return duties, returning four for 89 yards (22.3 avg.) with a long of 24 yards. **at Chicago (10/19):** Rotated in on offense and shared kick return duties, returning two for 47 yards (23.5 avg.) with a long of 25 yards. **vs. Tampa Bay (10/26):** Rotated in on offense and shared kickoff return duties, returning one for 36 yards. **at Los Angeles Rams (11/2):** Rotated in on offense. **at Carolina (11/9):** Rotated in on offense and special teams. **vs. Atlanta (11/23):** Made first start of 2025 and played on special teams. Caught three passes for 22 yards, rushed once for 11 yards and returned one kickoff for a career-best 75-yards. It was the longest kick return for New Orleans this season and also the longest return for the Saints since Deonte Harty returned a 75-yarder vs. San Francisco (11/15/20). **at Miami (11/30):** Started and recorded three catches for 20 yards, while also sharing kick return duties, returning two for 58 yards. **at Tampa Bay (12/7):** Started and handled kick return duties, returning one kick for 54 yards.

ADDITIONAL STATS: Rushing — (1 rush for 11 yards, 2025); **Total: 1 rush for 11 yards**; **Kickoff Returns** — (1 return for 21 yards, 2024); (11 returns for 359 yards, 2025); **Total: 12 returns for 380 yards.**

CAREER HIGHS: Receptions — 6, vs. Denver (10/17/24); **Receiving Yards** — 45, vs. Denver (10/17/24); **Long Reception** — 15, vs. Tampa Bay (10/13/24); **Rushing Attempts** — 1, vs. Atlanta (11/23/25); **Rushing Yards** — 11, vs. Atlanta (11/23/25); **Kickoff Returns** — 4, vs. New England (10/12/25); **Kickoff Return Yards** — 89, vs. New England (10/12/25); **Long Kickoff Return** — 75, vs. Atlanta (11/23/25).

15 WR Mason Tipton													
				Receiving					Kickoff Returns				
Date	Opp.	GP	ST	Rec	Yds	Avg.	Lg	TD	Ret	Yds	Avg.	Lg	TD
9/7	ARZ	X		0	0	0.0	0	0	0	0	0.0	0	0
9/14	SF			Dressed but did not play									
9/21	@SEA	X		0	0	0.0	0	0	0	0	0.0	0	0
9/28	@BUF	X		0	0	0.0	0	0	0	0	0.0	0	0
10/5	NYG	X		0	0	0.0	0	0	0	0	0.0	0	0
10/12	NE	X		0	0	0.0	0	0	4	89	22.3	24	0
10/19	@CHI	X		0	0	0.0	0	0	2	47	23.5	25	0
10/26	TB	X		0	0	0.0	0	0	1	36	36.0	36	0
11/2	@LAR	X		0	0	0.0	0	0	0	0	0.0	0	0
11/9	@CAR	X		0	0	0.0	0	0	0	0	0.0	0	0
11/23	ATL	X	X	3	22	3.7	9	0	1	75	75.0	75	0
11/30	@MIA	X		3	20	6.7	10	0	2	58	29.0	36	0
12/7	@TB	X	X	0	0	0.0	0	0	1	54	54.0	54	0
2025 Season		12	2	6	42	7.0	0	0	11	359	32.6	75	0
Career Totals		23	3	20	141	7.1	15	0	12	380	31.7	75	0



2025 MINI BIOS & STATS

74 Xavier Truss

Pos.: T/G **Ht.:** 6-7 **Wt.:** 320 **Exp.:** R **College:** Georgia



Regular Season Career GP/GS: (5/0); **2025:** (5/0)

2025 REVIEW: **vs. Arizona (9/7):** Inactive. **vs. San Francisco (9/14):** Inactive. **at Seattle (9/21):** Played on special teams in NFL debut. **at Buffalo (9/28):** Inactive. **vs. New York Giants (10/5):** Inactive. **vs. New England (10/12):** Inactive. **at Chicago (10/19):** Inactive. **vs. Tampa Bay (10/26):** Inactive. **at Los Angeles Rams (11/2):** Inactive. **at Carolina (11/9):** Played on special teams. **vs. Atlanta (11/23):** Played on special teams. **at Miami (11/30):** Played on special teams. **at Tampa Bay (12/7):** Played on special teams.



2025 MINI BIOS & STATS

14 Devaughn Vele

Pos.: WR Ht.: 6-5 Wt.: 210 Exp.: 2 College: Utah



Regular Season Career GP/GS: (25/13); 2025: (12/6)

2025 REVIEW: vs. Arizona (9/7): Rotated in on offense in his Saints debut, finishing with one catch for 13 yards. **vs. San Francisco (9/14):** Made his first start as a Saint, finishing with one catch for a three-yard touchdown, his first with the Black and Gold. **at Seattle (9/21):** Inactive (hip). **at Buffalo (9/28):** Rotated in on offense. **vs. New York Giants (10/5):** Rotated in on offense and caught two passes for 13 yards. **vs. New England (10/12):** Started his second game as a Saint and played on special teams. **at Chicago (10/19):** Rotated in on offense. **vs. Tampa Bay (10/26):** Started and recorded one reception for ten yards. **at Los Angeles Rams (11/2):** Rotated in on offense. **at Carolina (11/9):** Started and recorded one catch for 15 yards. **vs. Atlanta (11/23):** Started and finished with three catches for 37 yards. **at Miami (11/30):** Started and played on special teams, catching eight passes for 93 yards (both career-highs) and a touchdown. Recovered an onside kick to put New Orleans in a position to give New Orleans ball back for one final drive. **at Tampa Bay (12/7):** Rotated in on offense and finished with three catches for 40 yards in his 25th career game.

CAREER HIGHS: Receptions — 8, at Miami (11/30/25); **Receiving Yards** — 93, at Miami (11/30/25); **Long Reception** — 15 (2x), last at Miami (11/30/25); **Touchdown Receptions** — 1 (5x), last at Miami (11/30/25); **Kickoff Returns** — 1, vs. Denver (10/17/24); **Kickoff Return Yards** — 21, vs. Denver (10/17/24).

14 WR Devaughn Vele								
				Receiving				
Date	Opp.	GP	ST	Rec	Yds	Avg.	Lg	TD
9/7	ARZ	X		1	13	13.0	13	0
9/14	SF	X	X	1	3	3.0	3t	1
9/21	@SEA			Inactive				
9/28	@BUF	X		0	0	0.0	0	0
10/5	NYG	X		2	13	6.5	7	0
10/12	NE	X	X	0	0	0.0	0	0
10/19	@CHI	X		0	0	0.0	0	0
10/26	TB	X	X	1	10	10.0	10	0
11/2	@LAR	X		0	0	0.0	0	0
11/9	@CAR	X	X	1	15	15.0	15	0
11/23	ATL	X	X	3	37	12.3	14	0
11/30	@MIA	X	X	8	93	11.6	15	1
12/7	@TB	X		3	40	13.3	16	0
2025 Season		12	6	20	224	11.2	15	2
Saints Career		12	6	20	224	11.2	15	2
Career Totals		25	13	61	699	11.5	37	5



2025 MINI BIOS & STATS

82 Treyton Welch

Pos.: TE **Ht.:** 6-4 **Wt.:** 240 **Exp.:** 1 **College:** Wyoming



Regular Season Career GP/GS: (1/0); **2025:** (1/0)

2025 REVIEW: at Seattle (9/21): Gameday practice squad elevation, (9/20). Rotated in on offense and played on special teams in his NFL debut.

82 TE Treyton Welch									
				Receiving					
Date	Opp.	GP	ST	Rec	Yds	Avg.	Lg	TD	
9/7	ARZ	Practice Squad							
9/14	SF	Practice Squad							
9/21	@SEA	X		0	0	0.0	0	0	
9/28	@BUF	Practice Squad							
10/5	NYG	Practice Squad							
10/12	NE	Practice Squad							
10/19	@CHI	Practice Squad							
10/26	TB	Practice Squad							
11/2	@LAR	Practice Squad							
11/9	@CAR	Practice Squad							
11/23	ATL	Practice Squad							
11/30	@MIA	Practice Squad							
12/7	@TB	Practice Squad							
2025 Season		1	0	0	0	0.0	0	0	
Career Totals		1	0	0	0	0.0	0	0	



2025 MINI BIOS & STATS

20 Pete Werner

Pos.: LB **Ht.:** 6-3 **Wt.:** 242 **Exp.:** 5 **College:** Ohio State



Regular Season Career GP/GS: (69/61); **2025:** (13/13)

2025 REVIEW: vs. Arizona (9/7): Started and finished tied for a team-high with nine tackles (team-high seven solo) and one sack, the first full takedown of his career. **vs. San Francisco (9/14):** Made 50th career start, recording five solo stops, including one stop for loss and a career-best two pass breakups. **at Seattle (9/21):** Started and led the team in tackles, finishing with 13 stops (seven solo), tying a career-high, and had one fumble recovery. **at Buffalo (9/28):** Rotated in on defense and finished with three solo tackles. **vs. New York Giants (10/5):** Started, finishing with team-high 11 stops (five solo) and one QB hit. **vs. New England (10/12):** Started and recorded five solo tackles, including a sack for one-yard loss. He now has two sacks on the season, a new career-high. **at Chicago (10/19):** Started and finished with two tackles. **vs. Tampa Bay (10/26):** Started and played on special teams and finished with four stops (one solo). **at Los Angeles Rams (11/2):** Started and played on special teams and recorded two stops (one solo). **at Carolina (11/9):** Started and played on special teams and finished with six tackles (three solo), including one stop for loss and one fumble recovery. **vs. Atlanta (11/23):** Started and played on special teams, finishing with two tackles (one solo), including one stop for a loss and one pass breakup. **at Miami (11/30):** Started and played on special teams, recording four tackles (two solo). **at Tampa Bay (12/7):** Started and played on special teams, posting three stops (two solo) and one pass breakup, his fifth of the season and a new career-high.

ADDITIONAL STATS: Special Teams Tackles — (2021, 3), (2022, 1); **Total:** 4.

CAREER HIGHS: Tackles — 13 (3x), last at Seattle (9/21/25); **Solo Tackles** — 11, at Atlanta (9/11/22); **Sacks** — 1 (2x), last vs. New England (10/12/25); **Tackles for Loss** — 2 (3x), last at L.A. Chargers (10/27/24); **Quarterback Hits** — 1 (5x), last vs. New England (10/12/25); **Pass Breakups** — 2, vs. San Francisco (9/14/25); **Interceptions** — 1, at New England (10/8/23); **Forced Fumbles** — 1 (2x), last vs. Seattle (10/9/22); **Fumble Recoveries** — 1 (4x), last at Carolina (11/9/25).

20 LB Pete Werner												
Date	Opp.	GP	ST	Solo	Ast	Total	Sack/Yds	INT/Yds	PD	FF	FR	
9/7	ARZ	X	X	6	3	9	1.0	0.0	0	0	0	0
9/14	SF	X	X	5	0	5	0.0	0.0	0	0	2	0
9/21	@SEA	X	X	7	6	13	0.0	0.0	0	0	0	1
9/28	@BUF	X	X	3	0	3	0.0	0.0	0	0	0	0
10/5	NYG	X	X	5	6	11	0.0	0.0	0	0	0	0
10/12	NE	X	X	5	0	5	1.0	1.0	0	0	1	0
10/19	@CHI	X	X	0	2	2	0.0	0.0	0	0	0	0
10/26	TB	X	X	1	3	4	0.0	0.0	0	0	0	0
11/2	@LAR	X	X	1	1	2	0.0	0.0	0	0	0	0
11/9	@CAR	X	X	3	3	6	0.0	0.0	0	0	0	1
11/23	ATL	X	X	1	1	2	0.0	0.0	0	0	1	0
11/30	@MIA	X	X	2	2	4	0.0	0.0	0	0	0	0
12/7	@TB	X	X	2	1	3	0.0	0.0	0	0	1	0
2025 Season		13	13	41	28	69	2.0	1.0	0	0	5	2
Career Totals		69	61	246	146	392	2.5	5.0	1	0	10	4



2025 MINI BIOS & STATS

69 Barry Wesley

Pos.: T **Ht.:** 6-7 **Wt.:** 310 **Exp.:** 1 **College:** Colorado State



Regular Season Career GP/GS: (0/0); **2025:** (0/0)

2025 REVIEW: Placed on Injured Reserve with a designation to return, (8/26). Opened 21-day practice window, (11/5). Activated off Injured Reserve, (11/25). **at Miami (11/30):** Inactive. Waived, (12/2). Signed to practice squad, (12/4).



2025 MINI BIOS & STATS

54 Jonah Williams

Pos.: DE **Ht.:** 6-5 **Wt.:** 275 **Exp.:** 5 **College:** Weber State



Regular Season Career GP/GS: (61/23); **2025:** (11/0)

2025 REVIEW: vs. Arizona (9/7): Gameday practice squad elevation, (9/6). Rotated in along the defensive line in first game as Saint and played on special teams, finishing with one tackle. Signed to active roster, (9/13). **vs. San Francisco (9/14):** Rotated in along the defensive line and played on special teams. **at Seattle (9/21):** Rotated in on defense and played on special teams, recording one QB hit. **at Buffalo (9/28):** Rotated in on defense and played on special teams. **vs. New York Giants (10/5):** Rotated in on defense and played on special teams. **vs. New England (10/12):** Rotated in on defense and played on special teams. **at Chicago (10/19):** Inactive. **vs. Tampa Bay (10/26):** Inactive. **at Los Angeles Rams (11/2):** Rotated in on defense and played on special teams, finishing with three stops (two solo), a sack, a quarterback hit and two tackles for loss. Both the sack and tackles for loss tied his previous career-highs. **at Carolina (11/9):** Rotated in on defense and played on special teams, recording one quarterback hit. **vs. Atlanta (11/23):** Rotated in on defense and played on special teams, finishing with one stop. **at Miami (11/30):** Rotated in on defense and played on special teams. **at Tampa Bay (12/7):** Rotated in on defense and played on special teams, recording two tackles (one solo).

CAREER HIGHS: Tackles — 6, vs. Seattle (12/4/22); **Solo Tackles** — 3 (2x), last vs. Arizona (10/15/23); **Sacks** — 1 (3x), last at Los Angeles Rams (11/2/25); **Tackles for Loss** — 2 (2x), at Los Angeles Rams (11/2/25); **Quarterback Hits** — 3, vs. Denver (12/25/22); **Pass Breakups** — 1, at Cincinnati (9/25/23).

54 DE Jonah Williams												
Date	Opp.	GP	ST	Solo	Ast	Total	Sack/Yds	INT/Yds	PD	FF	FR	
9/7	ARZ	X		0	1	1	0.0	0.0	0	0	0	0
9/14	SF	X		0	0	0	0.0	0.0	0	0	0	0
9/21	@SEA	X		0	0	0	0.0	0.0	0	0	0	0
9/28	@BUF	X		0	0	0	0.0	0.0	0	0	0	0
10/5	NYG	X		0	0	0	0.0	0.0	0	0	0	0
10/12	NE	X		0	0	0	0.0	0.0	0	0	0	0
10/19	@CHI						Inactive					
10/26	TB						Inactive					
11/2	@LAR	X		2	1	3	1.0	6.0	0	0	0	0
11/9	@CAR	X		0	0	0	0.0	0.0	0	0	0	0
11/23	ATL	X		0	1	1	0.0	0.0	0	0	0	0
11/30	@MIA	X		0	0	0	0.0	0.0	0	0	0	0
12/7	@TB	X		1	1	2	0.0	0.0	0	0	0	0
2025 Season		11	0	3	4	7	1.0	6.0	0	0	0	0
Saints Career		11	0	3	4	7	1.0	6.0	0	0	0	0
Career Totals		61	23	36	51	87	3.5	28.5	0	0	1	0



2025 MINI BIOS & STATS

49 Zach Wood

Pos.: LS Ht.: 6-3 Wt.: 255 Exp.: 9 College: SMU



Regular Season Career GP: (145); **2025:** (13)

2025 REVIEW: Named a special teams captain for the third consecutive season. **vs. Arizona (9/7):** Handled the long snapping duties. **vs. San Francisco (9/14):** Handled the long snapping duties. Played in 134th career game, surpassing Pro Football HOF LB Sam Mills for 25th all-time in Saints history in games played. **at Seattle (9/21):** Handled long snapping duties. Played in 135th career game, surpassing Archie Manning and John Tice for 24th all-time in Saints history in games played. **at Buffalo (9/28):** Handled long snapping duties **vs. New York Giants (10/5):** Handled long snapping duties. **vs. New England (10/12):** Handled the long snapping duties. Played in 138th career game, moving into a tie for 21st in Saints history with C John Hill. **at Chicago (10/19):** Handled the long snapping duties and recorded his first tackle of the season. Played in 139th career game and moved into a tie for 20th in Saints history with Saints Ring of Honor member DE Will Smith. **vs. Tampa Bay (10/26):** Handled the long snapping duties. He played in his 139th career game and moved into sole possession of 20th in Saints history, surpassing Smith. **at Los Angeles Rams (11/2):** Handled the long snapping duties and posted a special teams stop. **at Carolina (11/9):** Handled the long snapping duties and played in his 142nd game, moving into a tie with G Joel Hilgenberg for 19th on the club's all-time games played list. **vs. Atlanta (11/23):** Handled the long snapping duties in his 143rd game, moving into a tie with WR Eric Martin for 18th on the club's all-time games played list. **at Miami (11/30):** Handled the long snapping duties. **at Tampa Bay (12/7):** Handled long snapping duties in 145th game, surpassing LS Kevin Houser for 17th all-time in Saints history.

ADDITIONAL STATS: Special Teams Tackles — (2018, 1), (2022, 4), (2023, 2), (2024, 3), (2025, 2); **Total: 12.**



2025 MINI BIOS & STATS

25 Rejzohn Wright

Pos.: CB **Ht.:** 6-2 **Wt.:** 193 **Exp.:** 2 **College:** Oregon State



Regular Season Career GP/GS: (3/0); **2025:** (3/0)

2025 REVIEW: **vs. Arizona (9/7):** Played on special teams in his NFL debut and recorded one tackle. **vs. San Francisco (9/14):** Inactive. **at Seattle (9/21):** Played on special teams. **at Buffalo (9/28):** Inactive. **vs. New York Giants (10/5):** Played on special teams. **vs. New England (10/12):** Inactive. **at Chicago (10/19):** Inactive. **vs. Tampa Bay (10/26):** Inactive. **at Los Angeles Rams (11/2):** Inactive. **at Carolina (11/9):** Inactive. **vs. Atlanta (11/23):** Inactive. **at Miami (11/30):** Inactive. **at Tampa Bay (12/7):** Inactive.

ADDITIONAL STATS: Special Teams Tackles — (2025, 1); **Total: 1.**

CAREER HIGHS: Special Teams Tackles — 1, vs. Arizona (9/7/25).

25 CB Rejzohn Wright												
Date	Opp.	GP	ST	Solo	Ast	Total	Sack/Yds	INT/Yds	PD	FF	FR	
9/7	ARZ	X		0	0	0	0.0	0.0	0	0	0	0
9/14	SF						Inactive					
9/21	@SEA	X		0	0	0	0.0	0.0	0	0	0	0
9/28	@BUF						Inactive					
10/5	NYG	X		0	0	0	0.0	0.0	0	0	0	0
10/12	NE						Inactive					
10/19	@CHI						Inactive					
10/26	TB						Inactive					
11/2	@LAR						Inactive					
11/9	@CAR						Inactive					
11/23	ATL						Inactive					
11/30	@MIA						Inactive					
12/7	@TB						Inactive					
2025 Season		3	0	0	0	0	0.0	0.0	0	0	0	0
Career Totals		3	0	0	0	0	0.0	0.0	0	0	0	0



2025 MINI BIOS & STATS

27 Isaac Yiadom

Pos.: CB **Ht.:** 6-1 **Wt.:** 188 **Exp.:** 8 **College:** Boston College



Regular Season Career GP/GS: (114/34); **2025:** (10/1)

2025 REVIEW: vs. Arizona (9/7): Started and played on special teams, finishing with four tackles (two solo). **vs. San Francisco (9/14):** Rotated in on defense and special teams, recording seven tackles (six solo) with one stop for loss. **at Seattle (9/21):** Rotated in on defense and special teams, finishing with two solo stops. **at Buffalo (9/28):** Rotated in on defense and special teams, finishing with three tackles (one solo). **vs. New York Giants (10/4):** Inactive (Hamstring). **vs. New England (10/12):** Inactive (Hamstring). **at Chicago (10/19):** Inactive (Hamstring). **vs. Tampa Bay (10/26):** Rotated in on defense and played on special teams. **at Los Angeles Rams (11/2):** Rotated in on defense and played on special teams, finishing with two special teams stops. **at Carolina (11/9):** Played on special teams and recorded one tackle. **vs. Atlanta (11/23):** Played on special teams and recorded one tackle. **at Miami (11/30):** Played on special teams and tied career-high with two tackles. **at Tampa Bay (12/7):** Played on special teams and recorded one stop.

ADDITIONAL STATS: Special Teams Tackles — (2018, 6), (2019, 5), (2020, 1), (2021, 3), (2022, 2), (2023, 6), (2024, 2), (2025, 7); **Total: 33**; **Special Teams Fumble Recoveries** — (2024, 1); **Total: 1**.

CAREER HIGHS: Tackles — 9, at Green Bay (11/24/24); **Solo Tackles** — 8, at Oakland (9/9/19); **Tackles for Loss** — 1 (2x), vs. San Francisco (9/14/25) and vs. Chicago (9/15/19); **Sacks** — 0.5, at Washington (11/8/20); **Pass Breakups** — 4, at Green Bay (9/24/23); **Forced Fumbles** — 1 (3x), last at Arizona (1/5/25); **Fumble Recoveries** — 1 (2x), last at Minnesota (9/15/24); **Interceptions** — 1 (3x), last vs. Seattle (11/17/24); **Special Teams Tackles** — 2 (2x), at Miami (11/30/25) and vs. Pittsburgh (10/3/21).

27 CB Isaac Yiadom												
Date	Opp.	GP	ST	Solo	Ast	Total	Sack/Yds	INT/Yds	PD	FF	FR	
9/7	ARZ	X	X	2	2	4	0.0	0.0	0	0	0	0
9/14	SF	X		6	1	7	0.0	0.0	0	0	0	0
9/21	@SEA	X		2	0	2	0.0	0.0	0	0	0	0
9/28	@BUF	X		1	2	3	0.0	0.0	0	0	0	0
10/5	NYG											
10/12	NE											
10/19	@CHI											
10/26	TB	X		0	0	0	0.0	0.0	0	0	0	0
11/2	@LAR	X		0	0	0	0.0	0.0	0	0	0	0
11/9	@CAR	X		0	0	0	0.0	0.0	0	0	0	0
11/23	ATL	X		0	0	0	0.0	0.0	0	0	0	0
11/30	@MIA	X		0	0	0	0.0	0.0	0	0	0	0
12/7	@TB	X		0	0	0	0.0	0.0	0	0	0	0
2025 Season		10	1	11	5	16	0.0	0.0	0	0	0	0
Saints Career		33	9	31	16	47	0.0	0.0	1	0	14	1
Career Totals		114	34	143	55	198	0.5	7.5	3	15	32	3



2025 MINI BIOS & STATS

99 Chase Young

Pos.: DE **Ht.:** 6-5 **Wt.:** 265 **Exp.:** 6 **College:** Ohio State



Regular Season Career GP/GS: (68/40); **2025:** (8/8)

2025 REVIEW: **vs. Arizona (9/7):** Inactive (calf). **vs. San Francisco (9/14):** Inactive (calf). **at Seattle (9/21):** Inactive (calf). **at Buffalo (9/28):** Inactive (calf). **vs. New York Giants (10/5):** Inactive (calf). **vs. New England (10/12):** Started in his first game back from injury, finishing with one solo tackle. **at Chicago (10/19):** Started and recorded three tackles (two solo), a half-sack, and tied career-highs with three quarterback hits and two pass breakups. **vs. Tampa Bay (10/26):** Started and finished with four stops (one solo), one and a half sacks for 14.5 yards, one tackle for loss, two quarterback hits, one pass breakup, one forced fumble and one fumble recovery (both tied career-highs). Young strip-sacked Mayfield in the second quarter, bringing his total for the game at 1.5 sacks. It was the first multi-sack game for Young since last season vs. Washington, and it was the fifth such game of his career. His 14.5 sack yards are also his second-most in a game in his career. **at Los Angeles Rams (11/2):** Started and recorded two solo stops and a sack. The sack he made vs the Rams marked the first time in his career he has had a QB takedown in three consecutive games, and it marks the most sacks he has made in a three game stretch of his career (3). **at Carolina (11/9):** Started and finished with three tackles (one solo). **vs. Atlanta (11/23):** Started and finished with four tackles (one solo) and a sack, his fourth of the season. **at Miami (11/30):** Started and recorded two solo tackles, two tackles for loss and one sack, his fifth of the season. **at Tampa Bay (12/7):** Started and finished with one solo tackle in his 25th game as a Saint.

CAREER HIGHS: **Tackles** — 6 (2x), last at San Francisco (12/13/20); **Solo Tackles** — 5, vs. Dallas (10/25/20); **Tackles for Loss** — 3, at New York Giants (10/22/23); **Sacks** — 2 (2x), vs. Washington (12/15/24) and at New York Giants (10/22/23); **Quarterback Hits** — 3 (5x), last at Chicago (10/19/25); **Pass Breakups** — 2 (2x), at Chicago (10/19/25) and at San Francisco (12/13/20); **Forced Fumbles** — 1 (8x), last vs Tampa Bay (10/26/25); **Fumble Recoveries** — 1 (4x), last vs Tampa Bay (10/26/25).

99 DE Chase Young												
Date	Opp.	GP	ST	Solo	Ast	Total	Sack/Yds	INT/Yds	PD	FF	FR	
9/7	ARZ	Inactive										
9/14	SF	Inactive										
9/21	@SEA	Inactive										
9/28	@BUF	Inactive										
10/5	NYG	Inactive										
10/12	NE	X	X	1	0	1	0.0	0.0	0	0	0	0
10/19	@CHI	X	X	2	1	3	0.5	4.0	0	0	2	0
10/26	TB	X	X	1	3	4	1.5	14.5	0	0	1	1
11/2	@LAR	X	X	2	0	2	1.0	8.0	0	0	0	0
11/9	@CAR	X	X	1	2	3	0.0	0.0	0	0	0	0
11/23	ATL	X	X	1	3	4	1.0	5.0	0	0	0	0
11/30	@MIA	X	X	2	0	2	1.0	4.0	0	0	0	0
12/7	@TB	X	X	1	0	1	0.0	0.0	0	0	0	0
2025 Season		8	8	11	9	20	5.0	35.5	0	0	3	1
Saints Career		25	8	32	19	51	10.5	65.0	0	0	6	2
Career Totals		68	40	99	52	151	27.0	152.0	0	0	15	8

National Football League Game Summary

NFL Copyright © 2025 by The National Football League. All rights reserved. This summary and play-by-play is for the express purpose of assisting media in their coverage of the game; any other use of this material is prohibited without the written permission of the National Football League.

Date: Sunday, 12/7/2025

New Orleans Saints at Tampa Bay Buccaneers

Start Time: 1:02 PM EST

at Raymond James Stadium, Tampa, FL

Game Day Weather

Game Weather: Cloudy

Temp: 73° F (22.8° C) Humidity: 88%, Wind: E 6 mph

Open Stadium on Natural Grass

Officials

Referee: Blakeman, Clete (34)

Umpire: Campbell, Scott (127)

Down Judge: Warner, Andy (64)

Line Judge: Payne, Kent (79)

Field Judge: Tovar, Karina (91)

Side Judge: Coleman, James (95)

Back Judge: Monroe, Jonah (120)

Replay Official: Adams, Chad (0)

Lineups

New Orleans Saints				Tampa Bay Buccaneers			
Offense		Defense		Offense		Defense	
WR	15 M.Tipton	DE	99 C.Young	WR	17 S.Shepard	OLB	0 Y.Diaby
TE	88 J.Stoll	DT	93 N.Shepherd	WR	2 E.Egbuka	DL	90 L.Hall
TE	87 F.Moreau	DL	90 B.Breesee	LT	70 B.Chukwuma	NT	50 V.Vea
LT	71 K.Banks	DE	94 C.Jordan	LG	68 B.Bredeson	DL	95 E.Roberts
LG	77 D.Radunz	LB	20 P.Werner	C	62 G.Barton	OLB	5 H.Reddick
C	79 L.Fortner	LB	56 D.Davis	RG	65 D.Feeney	ILB	8 S.Dennis
RG	51 C.Ruiz	DB	31 J.Howden	RT	67 L.Goedeke	ILB	54 L.David
RT	72 A.Richards	CB	4 K.McKinstry	TE	88 C.Otton	CB	35 J.Dean
WR	12 C.Olave	CB	1 A.Taylor	WR	15 T.Johnson	CB	27 Z.McCollum
QB	6 T.Shough	CB	29 Q.Riley	QB	6 B.Mayfield	S	31 A.Winfield
RB	24 D.Neal	S	33 J.Sanker	RB	7 B.Irving	S	23 T.Smith

Substitutions

DB 0 U.Amadi, QB 7 T.Hill, WR 11 D.Pettis, WR 14 D.Vele, S 26 T.Burgess, CB 27 I.Yiadam, LB 28 D.Stutsman, RB 30 A.Estime, P 32 K.Kroeger, RB 34 E.Hull, K 39 C.Smyth, CB 43 M.Davis, LB 44 I.Stalbird, LS 49 Z.Wood, LB 53 J.Ford, DE 54 J.Williams, DE 58 C.Rumph, G 66 W.Sherman, G 68 T.Simpkins, T/G 74 X.Truss, WR 81 K.Austin, TE 83 J.Johnson, DT 92 D.Godchaux, DE 96 C.Granderson, DE 98 J.Bullard

Substitutions

RB 1 R.White, K 4 C.McLaughlin, P 9 R.Dixon, WR 14 C.Godwin, WR 19 K.Johnson, CB 22 K.Vildor, CB 25 J.Parrish, S 29 C.Izien, CB 32 J.Hayes, S 39 M.Banks, OLB 43 C.Braswell, RB 44 S.Tucker, LB 45 D.Jones, DL 52 C.Brewer, LB 57 J.Bullock, OLB 58 M.Watts, G 60 M.Jordan, T 72 L.Haggard, T 77 C.Heck, WR 81 R.Miller, TE 82 D.Culp, LS 86 E.Deckers, TE 87 P.Durham, DL 96 G.Gaines, OLB 98 A.Nelson

Did Not Play

QB 2 S.Rattler

Did Not Play

QB 10 T.Bridgewater

Not Active

S 21 J.Reid, CB 25 R.Wright, RB 41 A.Kamara, T 75 T.Fuaga, TE 84 Z.Mitchell-Paden, DT 95 J.Ridgeway, DT 97 K.Boydt

Not Active

3QB 16 C.Bazelak, CB 21 B.Morrison, S 26 K.Merriweather, T 78 T.Wirfs, G 79 E.Klein, DL 92 E.Simmons

Field Goals (made () & missed)

C.Smyth		48WL (30)		C.McLaughlin		(41) (37)	
		1	2	3	4	OT	Total
VISITOR:	New Orleans Saints	7	0	10	7	0	24
HOME:	Tampa Bay Buccaneers	7	3	7	3	0	20

Scoring Plays

Team	Qtr	Time	Play Description (Extra Point) (Drive Info)	Visitor	Home
Saints	1	12:24	D.Neal 3 yd. run (C.Smyth kick) (6-45, 2:36)	7	0
Buccaneers	1	7:57	B.Irving 24 yd. pass from B.Mayfield (C.McLaughlin kick) (7-67, 4:27)	7	7
Buccaneers	2	9:11	C.McLaughlin 41 yd. Field Goal (5-17, 1:57)	7	10
Saints	3	11:27	T.Shough 34 yd. run (C.Smyth kick) (3-47, 1:19)	14	10
Buccaneers	3	7:37	S.Tucker 1 yd. run (C.McLaughlin kick) (7-65, 3:50)	14	17
Saints	3	1:32	C.Smyth 30 yd. Field Goal (11-53, 6:05)	17	17
Saints	4	8:26	T.Shough 13 yd. run (C.Smyth kick) (9-53, 4:22)	24	17
Buccaneers	4	4:54	C.McLaughlin 37 yd. Field Goal (9-41, 3:32)	24	20

Paid Attendance: 63,125

Time: 3:06

Final Individual Statistics

New Orleans Saints										Tampa Bay Buccaneers																
RUSHING						RUSHING						RUSHING														
	ATT	YDS	AVG	LG	TD		ATT	YDS	AVG	LG	TD		ATT	YDS	AVG	LG	TD									
D.Neal	19	70	3.7	21	1	B.Irving	15	55	3.7	32	0	B.Mayfield	6	42	7.0	16	0									
T.Shough	7	55	7.9	34	2	R.White	11	53	4.8	11	0	S.Tucker	7	29	4.1	13	1									
A.Estime	3	11	3.7	9	0																					
E.Hull	1	4	4.0	4	0																					
T.Hill	2	-1	-0.5	2	0																					
Total	32	139	4.3	34	3	Total	39	179	4.6	32	1															
PASSING									PASSING									PASSING								
	ATT	CMP	YDS	SK/YD	TD	LG	IN	RT		ATT	CMP	YDS	SK/YD	TD	LG	IN	RT		ATT	CMP	YDS	SK/YD	TD	LG	IN	RT
T.Shough	20	13	144	3/23	0	16	1	65.4	B.Mayfield	30	14	122	0/0	1	24	1	55.1									
Total	20	13	144	3/23	0	16	1	65.4	Total	30	14	122	0/0	1	24	1	55.1									
PASS RECEIVING									PASS RECEIVING									PASS RECEIVING								
	TAR	REC	YDS	AVG	LG	TD				TAR	REC	YDS	AVG	LG	TD					TAR	REC	YDS	AVG	LG	TD	
J.Johnson	4	4	38	9.5	12	0	C.Godwin	8	5	55	11.0	21	0							8	5	55	11.0	21	0	
D.Vele	5	3	40	13.3	16	0	C.Otton	4	3	19	6.3	9	0							4	3	19	6.3	9	0	
C.Olave	5	3	30	10.0	12	0	B.Irving	3	2	26	13.0	24	1							3	2	26	13.0	24	1	
F.Moreau	1	1	16	16.0	16	0	E.Egbuka	9	2	15	7.5	9	0							9	2	15	7.5	9	0	
D.Neal	1	1	14	14.0	14	0	S.Shepard	1	1	5	5.0	5	0							1	1	5	5.0	5	0	
E.Hull	1	1	6	6.0	6	0	R.White	2	1	2	2.0	2	0							2	1	2	2.0	2	0	
T.Hill	2	0	0	0.0	0	0	K.Johnson	1	0	0	0.0	0	0							1	0	0	0.0	0	0	
J.Stoll	1	0	0	0.0	0	0																				
Total	20	13	144	11.1	16	0	Total	28	14	122	8.7	24	1													
INTERCEPTIONS									INTERCEPTIONS									INTERCEPTIONS								
	NO	YDS	AVG	LG	TD					NO	YDS	AVG	LG	TD						NO	YDS	AVG	LG	TD		
A.Taylor	1	10	10.0	10	0	Z.McCollum	1	19	19.0	19	0									1	19	19.0	19	0		
Total	1	10	10.0	10	0	Total	1	19	19.0	19	0									1	19	19.0	19	0		
PUNTING									PUNTING									PUNTING								
	NO	YDS	AVG	NET	TB	IN20	LG		NO	YDS	AVG	NET	TB	IN20	LG		NO	YDS	AVG	NET	TB	IN20	LG			
K.Kroeger	3	152	50.7	44.0	1	0	54	R.Dixon	1	31	31.0	31.0	0	1	31					1	31	31.0	31.0	0	1	
Total	3	152	50.7	44.0	1	0	54	Total	1	31	31.0	31.0	0	1	31					1	31	31.0	31.0	0	1	
PUNT RETURNS									PUNT RETURNS									PUNT RETURNS								
	NO	YDS	AVG	FC	LG	TD			NO	YDS	AVG	FC	LG	TD			NO	YDS	AVG	FC	LG	TD				
D.Pettis	0	0	0.0	1	0	0	K.Johnson	2	0	0.0	0	0	0							2	0	0.0	0	0	0	
							[TOUCHBACK]	1	0	0.0	0	0	0							1	0	0.0	0	0	0	
Total	0	0	0.0	1	0	0	Total	2	0	0.0	0	0	0							2	0	0.0	0	0	0	
KICKOFF RETURNS									KICKOFF RETURNS									KICKOFF RETURNS								
	NO	YDS	AVG	FC	LG	TD			NO	YDS	AVG	FC	LG	TD			NO	YDS	AVG	FC	LG	TD				
D.Pettis	4	84	21.0	0	23	0	K.Johnson	2	39	19.5	0	23	0							2	39	19.5	0	23	0	
M.Tipton	1	54	54.0	0	54	0	[TOUCHBACK]	2	0	0.0	0	0	0							2	0	0.0	0	0	0	
Total	5	138	27.6	0	54	0	Total	2	39	19.5	0	23	0							2	39	19.5	0	23	0	

New Orleans Saints

FUMBLES	FUM	LOST	OWN-REC	YDS	TD	FORCED	OPP-REC	YDS	TD	OUT-BDS
T.Hill	1	0	1	0	0	0	0	0	0	0
Total	1	0	1	0	0	0	0	0	0	0

Tampa Bay Buccaneers

FUMBLES	FUM	LOST	OWN-REC	YDS	TD	FORCED	OPP-REC	YDS	TD	OUT-BDS
K.Johnson	1	0	1	0	0	0	0	0	0	0
Total	1	0	1	0	0	0	0	0	0	0

New Orleans Saints vs Tampa Bay Buccaneers
12/7/2025 at Raymond James Stadium

Final Team Statistics

	Visitor Saints	Home Buccaneers
TOTAL FIRST DOWNS	16	19
By Rushing	7	11
By Passing	9	4
By Penalty	0	4
THIRD DOWN EFFICIENCY	5-11-45.5%	3-13-23.1%
FOURTH DOWN EFFICIENCY	0-1-0.0%	2-7-28.6%
TOTAL NET YARDS	260	301
Total Offensive Plays (inc. times thrown passing)	55	69
Average gain per offensive play	4.7	4.4
NET YARDS RUSHING	139	179
Total Rushing Plays	32	39
Average gain per rushing play	4.3	4.6
Tackles for a loss-number and yards	3-5	3-13
NET YARDS PASSING	121	122
Times thrown - yards lost attempting to pass	3-23	0-0
Gross yards passing	144	122
PASS ATTEMPTS-COMPLETIONS-HAD INTERCEPTED	20-13-1	30-14-1
Avg gain per pass play (inc.# thrown passing)	5.3	4.1
KICKOFFS Number-In End Zone-Touchbacks	5-2-2	5-0-0
PUNTS Number and Average	3-50.7	1-31.0
Had Blocked	0	0
FGs - PATs Had Blocked	0-0	0-0
Net Punting Average	44.0	31.0
TOTAL RETURN YARDAGE (Not Including Kickoffs)	10	19
No. and Yards Punt Returns	0-0	2-0
No. and Yards Kickoff Returns	5-138	2-39
No. and Yards Interception Returns	1-10	1-19
PENALTIES Number and Yards	10-82	7-49
FUMBLES Number and Lost	1-0	1-0
TOUCHDOWNS	3	2
Rushing	3	1
Passing	0	1
EXTRA POINTS Made-Attempts	3-3	2-2
Kicking Made-Attempts	3-3	2-2
FIELD GOALS Made-Attempts	1-2	2-2
RED ZONE EFFICIENCY	2-3-67%	1-2-50%
GOAL TO GO EFFICIENCY	1-1-100%	1-1-100%
SAFETIES	0	0
FINAL SCORE	24	20
TIME OF POSSESSION	27:48	32:12

New Orleans Saints vs Tampa Bay Buccaneers
12/7/2025 at Raymond James Stadium

Ball Possession And Drive Chart

New Orleans Saints												
#	Time Recd	Time Lost	Time Poss	How Ball Obtained	Drive Began	# Play	Yds Gain	Yds Pen	Net Yds	1st Down	Last Scrm	How Given Up
1	15:00	12:24	2:36	Kickoff	TB 45	6	45	0	45	4	* TB 3	Touchdown
2	7:57	6:10	1:47	Kickoff	NO 23	3	-1	0	-1	0	NO 22	Punt
3	0:57	13:41	2:16	Downs	TB 48	6	18	0	18	1	TB 30	Missed FG
4	11:39	11:08	0:31	Punt	NO 16	1	0	5	5	0	NO 21	Interception
5	9:11	6:29	2:42	Kickoff	NO 28	3	-5	-5	-10	0	NO 18	Punt
6	2:36	0:53	1:43	Downs	NO 49	4	17	-10	7	0	TB 42	Downs
7	12:46	11:27	1:19	Interception	TB 47	3	47	0	47	2	TB 34	Touchdown
8	7:37	1:32	6:05	Kickoff	NO 35	11	57	-4	53	3	* TB 12	Field Goal
9	12:48	8:26	4:22	Downs	NO 47	9	53	0	53	4	* TB 13	Touchdown
10	4:54	1:48	3:06	Kickoff	NO 18	9	32	0	32	2	50	Punt
11	1:21	0:00	1:21	Downs	TB 29	2	-3	0	-3	0	TB 31	End of Game
(447) Average NO 41												

Tampa Bay Buccaneers												
#	Time Recd	Time Lost	Time Poss	How Ball Obtained	Drive Began	# Play	Yds Gain	Yds Pen	Net Yds	1st Down	Last Scrm	How Given Up
1	12:24	7:57	4:27	Kickoff	TB 33	7	62	5	67	4	NO 24	Touchdown
2	6:10	0:57	5:13	Punt	TB 20	8	33	-5	28	2	NO 45	Downs
3	13:41	11:39	2:02	Missed FG	TB 38	5	0	15	15	1	NO 47	Punt
4	11:08	9:11	1:57	Interception	NO 40	5	17	0	17	1	NO 23	Field Goal
5	6:29	2:36	3:53	Punt	TB 28	7	23	0	23	1	NO 49	Downs
6	0:53	0:00	0:53	Downs	TB 45	8	18	-10	8	1	NO 47	Downs
7	15:00	12:46	2:14	Kickoff	TB 20	4	21	0	21	1	TB 41	Interception
8	11:27	7:37	3:50	Kickoff	TB 35	7	46	19	65	5	* NO 1	Touchdown
9	1:32	12:48	3:44	Kickoff	TB 28	7	26	0	26	1	NO 46	Downs
10	8:26	4:54	3:32	Kickoff	TB 40	9	46	-5	41	2	* NO 19	Field Goal
11	1:48	1:21	0:27	Punt	TB 20	4	9	0	9	0	TB 26	Downs
(367) Average TB 33												

* inside opponent's 20

Time of Possession by Quarter		1st	2nd	3rd	4th	OT	Total
Visitor	New Orleans Saints	5:20	6:15	7:24	8:49		27:48
Home	Tampa Bay Buccaneers	9:40	8:45	7:36	6:11		32:12
Kickoff Drive No.-Start Average		Saints: 5 - NO 32		Buccaneers: 5 - TB 31			

Final Defensive Statistics

New Orleans Saints	Regular Defensive Plays												Special Teams					Misc			
	TKL	AST	COMB	SK	/ YDS	TFL	Q	IN	PD	FF	FR	TKL	AST	FF	FR	BL	TKL	AST	FF	FR	
K.McKinstrey	6	1	7	0	0	0	0	0	1	0	0	0	0	0	0	0	0	0	0	0	
D.Davis	4	3	7	0	0	0	0	0	0	0	0	0	0	0	0	0	0	0	0	0	
J.Howden	5	1	6	0	0	0	0	0	0	0	0	0	0	0	0	0	0	0	0	0	
C.Granderson	4	1	5	0	0	2	0	0	1	0	0	0	0	0	0	0	0	0	0	0	
N.Shepherd	3	2	5	0	0	0	2	0	0	0	0	0	0	0	0	0	0	0	0	0	
C.Rumph	3	1	4	0	0	0	0	0	0	0	0	0	0	0	0	0	0	0	0	0	
D.Godchaux	1	3	4	0	0	1	0	0	0	0	0	0	0	0	0	0	0	0	0	0	
P.Werner	2	1	3	0	0	0	0	0	1	0	0	0	0	0	0	0	0	0	0	0	
D.Stutsman	2	1	3	0	0	0	0	0	0	0	0	1	0	0	0	0	0	0	0	0	
Q.Riley	2	1	3	0	0	0	0	0	0	0	0	0	0	0	0	0	0	0	0	0	
J.Sanker	1	2	3	0	0	0	0	0	0	0	0	0	0	0	0	0	0	0	0	0	
B.Bresee	2	0	2	0	0	0	0	0	1	0	0	0	0	0	0	0	0	0	0	0	
A.Taylor	1	1	2	0	0	0	0	1	2	0	0	0	0	0	0	0	0	0	0	0	
C.Jordan	1	1	2	0	0	0	0	0	1	0	0	0	0	0	0	0	0	0	0	0	
J.Williams	1	1	2	0	0	0	0	0	0	0	0	0	0	0	0	0	0	0	0	0	
T.Burgess	1	1	2	0	0	0	0	0	0	0	0	0	0	0	0	0	0	0	0	0	
C.Young	1	0	1	0	0	0	0	0	0	0	0	0	0	0	0	0	0	0	0	0	
J.Bullard	0	1	1	0	0	0	0	0	0	0	0	0	0	0	0	0	0	0	0	0	
I.Yiadom	0	0	0	0	0	0	0	0	0	0	0	1	0	0	0	0	0	0	0	0	
T.Hill	0	0	0	0	0	0	0	0	0	0	0	1	0	0	0	0	0	0	0	1	
M.Davis	0	0	0	0	0	0	0	0	0	0	0	1	0	0	0	0	0	0	0	0	
D.Neal	0	0	0	0	0	0	0	0	0	0	0	0	0	0	0	0	1	0	0	0	
Total	40	22	62	0	0	3	2	1	7	0	0	4	0	0	0	0	1	0	0	1	

TKL = Tackle AST = Assist COMB = Combined QH=QB Hit IN = Interception PD = Pass Defense FF = Forced Fumble FR = Fumble Recovery

Tampa Bay Buccaneers	Regular Defensive Plays												Special Teams					Misc			
	TKL	AST	COMB	SK	/ YDS	TFL	QH	IN	PD	FF	FR	TKL	AST	FF	FR	BL	TKL	AST	FF	FR	
C.Izien	5	3	8	0	0	1	0	0	0	0	0	0	0	0	0	0	0	0	0	0	
A.Winfield	4	1	5	0	0	0	0	0	1	0	0	0	0	0	0	0	0	0	0	0	
V.Vea	3	2	5	1	7	2	1	0	0	0	0	0	0	0	0	0	0	0	0	0	
L.David	3	2	5	0	0	0	0	0	0	0	0	0	0	0	0	0	0	0	0	0	
J.Dean	4	0	4	0	0	0	0	0	0	0	0	0	0	0	0	0	0	0	0	0	
G.Gaines	3	0	3	1	3	1	1	0	0	0	0	0	0	0	0	0	0	0	0	0	
C.Braswell	2	1	3	1	13	1	1	0	0	0	0	0	0	0	0	0	0	0	0	0	
T.Smith	2	1	3	0	0	0	0	0	0	0	0	0	0	0	0	0	0	0	0	0	
Y.Diaby	1	1	2	0	0	0	1	0	1	0	0	0	0	0	0	0	0	0	0	0	
Z.McCollum	1	1	2	0	0	0	0	1	1	0	0	0	0	0	0	0	0	0	0	0	
H.Reddick	1	1	2	0	0	1	0	0	0	0	0	0	0	0	0	0	0	0	0	0	
S.Dennis	1	1	2	0	0	0	0	0	0	0	0	0	0	0	0	0	0	0	0	0	
L.Hall	0	2	2	0	0	0	0	0	0	0	0	0	0	0	0	0	0	0	0	0	
A.Nelson	1	0	1	0	0	0	0	0	1	0	0	0	0	0	0	0	0	0	0	0	
J.Parrish	1	0	1	0	0	0	0	0	0	0	0	2	1	0	0	0	0	0	0	0	
C.Brewer	1	0	1	0	0	0	0	0	0	0	0	0	0	0	0	0	0	0	0	0	
E.Roberts	1	0	1	0	0	0	0	0	0	0	0	0	0	0	0	0	0	0	0	0	
D.Jones	0	1	1	0	0	0	0	0	0	0	0	0	0	0	0	0	0	0	0	0	
R.Miller	0	0	0	0	0	0	0	0	0	0	0	1	0	0	0	0	0	0	0	0	
J.Bullock	0	0	0	0	0	0	0	0	0	0	0	1	0	0	0	0	0	0	0	0	
M.Watts	0	0	0	0	0	0	0	0	0	0	0	0	1	0	0	0	0	0	0	0	
K.Johnson	0	0	0	0	0	0	0	0	0	0	0	0	0	0	1	0	0	0	0	0	
P.Durham	0	0	0	0	0	0	0	0	0	0	0	0	0	0	0	0	1	0	0	0	
Total	34	17	51	3	23	6	4	1	4	0	0	4	2	0	1	0	1	0	0	0	

First Half Summary

Play By Play

First Quarter

12/7/2025

TB wins the coin toss and elects to defer. NO elects to Receive, and TB elects to defend the south goal.

C.McLaughlin kicks 64 yards from TB 35 to NO 1. M.Tipton ran ob at TB 45 for 54 yards (R.Miller).

New Orleans Saints at 15:00, (1st play from scrimmage 14:51)

1-10-TB 45	(14:51) T.Shough pass incomplete deep right to C.Olave.	
2-10-TB 45	(14:46) (Shotgun) T.Shough pass short middle to D.Vele to TB 29 for 16 yards (L.David).	P1
<u>1-10-TB 29</u>	(14:08) D.Neal left guard to TB 26 for 3 yards (L.David; H.Reddick).	
2-7-TB 26	(13:33) (Shotgun) T.Shough pass short middle to J.Johnson to TB 14 for 12 yards (T.Smith).	P2
<u>1-10-TB 14</u>	(13:05) (No Huddle, Shotgun) T.Shough left end pushed ob at TB 3 for 11 yards (J.Dean).	R3
<u>1-3-TB 3</u>	(12:31) (Shotgun) D.Neal up the middle for 3 yards, TOUCHDOWN.	R4
C.Smyth extra point is GOOD, Center-Z.Wood, Holder-K.Kroeger.		

Timeout at 12:24.

NO 7 TB 0, 6 plays, 45 yards, 2:36 drive, 2:36 elapsed

C.Smyth kicks 55 yards from NO 35 to TB 10. K.Johnson to TB 33 for 23 yards (I.Yiadam).

Tampa Bay Buccaneers at 12:24, (1st play from scrimmage 12:19)

1-10-TB 33	(12:19) B.Mayfield pass short left to E.Egbuka pushed ob at TB 39 for 6 yards (Q.Riley).	
2-4-TB 39	(11:42) B.Irving left guard to TB 38 for -1 yards (D.Godchaux).	
3-5-TB 38	(10:59) (Shotgun) <i>PENALTY on NO-C.Young, Neutral Zone Infraction, 5 yards, enforced at TB 38 - No Play.</i>	X1
<u>1-10-TB 43</u>	(10:41) (Shotgun) B.Mayfield pass short left to B.Irving pushed ob at TB 45 for 2 yards (J.Howden).	
2-8-TB 45	(10:01) (Shotgun) B.Mayfield pass short left to C.Otton to NO 48 for 7 yards (P.Werner).	
3-1-NO 48	(9:34) (No Huddle, Shotgun) B.Irving up the middle to NO 45 for 3 yards (N.Shepherd; C.Jordan).	R2
<u>1-10-NO 45</u>	(8:54) B.Mayfield pass short right to C.Godwin to NO 24 for 21 yards (A.Taylor).	P3
<u>1-10-NO 24</u>	(8:06) (Shotgun) B.Mayfield pass short left to B.Irving for 24 yards, TOUCHDOWN.	P4
C.McLaughlin extra point is GOOD, Center-E.Deckers, Holder-R.Dixon.		

Timeout at 07:57.

NO 7 TB 7, 7 plays, 67 yards, 1 penalty, 4:27 drive, 7:03 elapsed

C.McLaughlin kicks 61 yards from TB 35 to NO 4. D.Pettis pushed ob at NO 23 for 19 yards (J.Bullock).

New Orleans Saints at 7:57, (1st play from scrimmage 7:52)

1-10-NO 23	(7:52) (Shotgun) T.Shough sacked at NO 16 for -7 yards (V.Vea).	
2-17-NO 16	(7:08) (Shotgun) T.Shough pass short right to J.Johnson to NO 22 for 6 yards (L.David).	
3-11-NO 22	(6:26) (Shotgun) T.Shough pass incomplete deep left to D.Vele.	
4-11-NO 22	(6:21) K.Kroeger punts 48 yards to TB 30, Center-Z.Wood. K.Johnson pushed ob at TB 43 for 13 yards (T.Hill).	
<i>PENALTY on TB-J.Hayes, Offensive Holding, 10 yards, enforced at TB 30.</i>		

Timeout at 06:10.

Tampa Bay Buccaneers at 6:10

1-10-TB 20	(6:10) <i>PENALTY on TB-L.Goedeke, False Start, 5 yards, enforced at TB 20 - No Play.</i>	
1-15-TB 15	(6:10) (Shotgun) B.Irving right tackle to TB 21 for 6 yards (N.Shepherd).	
2-9-TB 21	(5:37) (Shotgun) B.Mayfield pass short right to C.Godwin to TB 25 for 4 yards (J.Howden).	
3-5-TB 25	(4:53) (No Huddle, Shotgun) B.Mayfield pass short left intended for S.Shepard INTERCEPTED by J.Sanker (Q.Riley) at TB 40. J.Sanker to TB 40 for no gain (E.Egbuka).	
<i>PENALTY on NO-Q.Riley, Defensive Pass Interference, 5 yards, enforced at TB 25 - No Play.</i>		X5
<u>1-10-TB 30</u>	(4:44) R.White left end to TB 35 for 5 yards (D.Davis).	
2-5-TB 35	(4:00) (Shotgun) B.Mayfield pass short right to C.Godwin to TB 46 for 11 yards (C.Granderson).	P6
<u>1-10-TB 46</u>	(3:16) B.Mayfield pass incomplete short left to T.Johnson.	
<i>PENALTY on TB-B.Chukwuma, Ineligible Downfield Pass, 5 yards, enforced at TB 46 - No Play.</i>		
1-15-TB 41	(3:12) (Shotgun) B.Mayfield pass short right to E.Egbuka pushed ob at 50 for 9 yards (K.McKinstry).	
2-6-50	(2:30) (Shotgun) B.Irving left guard to NO 47 for 3 yards (J.Sanker; Q.Riley).	
Timeout #1 by TB at 01:42.		
3-3-NO 47	(1:42) (Shotgun) R.White left tackle to NO 45 for 2 yards (J.Howden).	
4-1-NO 45	(1:01) B.Irving right end to TB 48 for -7 yards (C.Granderson).	

Timeout at 00:57.

New Orleans Saints at 0:57

New Orleans Saints vs Tampa Bay Buccaneers at Raymond James Stadium

1-10-TB 48 (:57) (Shotgun) T.Hill to NO 47 for -5 yards. FUMBLES, and recovers at NO 48. T.Hill to NO 49 for 1 yard.

2-13-NO 49 (:20) (Shotgun) T.Shough pass short middle to F.Moreau to TB 35 for 16 yards (T.Smith; S.Dennis).

END OF QUARTER

	Score	Time Poss	First Downs				Efficiencies	
			R	P	X	T	3 Down	4 Down
New Orleans Saints	7	5:20	2	3	0	5	0/1	0/0
Tampa Bay Buccaneers	7	9:40	1	3	2	6	1/2	0/1

Second Quarter

12/7/2025

Play By Play

New Orleans Saints continued.

- 1-10-TB 35 (15:00) (Shotgun) T.Shough pass incomplete short right to T.Hill.
- 2-10-TB 35 (14:57) (Shotgun) T.Shough sacked at TB 38 for -3 yards (G.Gaines).
- 3-13-TB 38 (14:28) (No Huddle, Shotgun) T.Shough pass short left to C.Olave to TB 30 for 8 yards (J.Dean).
- 4-5-TB 30 (13:45) C.Smyth 48 yard field goal is No Good, Wide Left, Center-Z.Wood, Holder-K.Kroeger.

Timeout at 13:41.

Tampa Bay Buccaneers at 13:41

- 1-10-TB 38 (13:41) B.Mayfield pass incomplete deep left to E.Egbuka.
- 2-10-TB 38 (13:37) (Shotgun) R.White up the middle to TB 41 for 3 yards (N.Shepherd).
PENALTY on NO-N.Shepherd, Tripping, 15 yards, enforced at TB 41.
- 1-10-NO 44 (13:15) B.Irving left guard to NO 49 for -5 yards (C.Granderson).
- 2-15-NO 49 (12:33) (Shotgun) B.Mayfield scrambles left end to NO 47 for 2 yards (C.Granderson).
- 3-13-NO 47 (11:50) (Shotgun) B.Mayfield pass incomplete short right to E.Egbuka.
- 4-13-NO 47 (11:46) R.Dixon punts 31 yards to NO 16, Center-E.Deckers, fair catch by D.Pettis.

Timeout at 11:39.

New Orleans Saints at 11:39

- 1-10-NO 16 (11:39) D.Neal right guard to NO 19 for 3 yards (L.David; S.Dennis).
PENALTY on TB-L.Hall, Defensive Offside, 5 yards, enforced at NO 16 - No Play.
- 1-5-NO 21 (11:20) T.Shough pass deep right intended for C.Olave INTERCEPTED by Z.McCollum at TB 41. Z.McCollum pushed ob at NO 40 for 19 yards (D.Neal).

Tampa Bay Buccaneers at 11:08

- 1-10-NO 40 (11:08) B.Irving left tackle to NO 28 for 12 yards (C.Rumph; J.Howden).
- 1-10-NO 28 (10:30) B.Irving left guard to NO 23 for 5 yards (J.Bullard; K.McKinstry).
- 2-5-NO 23 (10:04) (No Huddle, Shotgun) B.Irving left end to NO 23 for no gain (C.Rumph).
- 3-5-NO 23 (9:18) (Shotgun) B.Mayfield pass incomplete short right to C.Godwin (A.Taylor).
- 4-5-NO 23 (9:15) C.McLaughlin 41 yard field goal is GOOD, Center-E.Deckers, Holder-R.Dixon.

Timeout at 09:11.

NO 7 TB 10, 5 plays, 17 yards, 1:57 drive, 5:49 elapsed

C.McLaughlin kicks 60 yards from TB 35 to NO 5. D.Pettis pushed ob at NO 28 for 23 yards (J.Parrish).

New Orleans Saints at 9:11, (1st play from scrimmage 9:02)

- 1-10-NO 28 (9:02) T.Hill right guard to NO 30 for 2 yards (A.Winfield).
- 2-8-NO 30 (8:27) (Shotgun) *PENALTY on NO-A.Richards, False Start, 5 yards, enforced at NO 30 - No Play.*
- 2-13-NO 25 (8:07) (Shotgun) T.Shough pass short right to E.Hull pushed ob at NO 31 for 6 yards (Z.McCollum).
- 3-7-NO 31 (7:27) (No Huddle, Shotgun) T.Shough sacked at NO 18 for -13 yards (C.Braswell).
- 4-20-NO 18 (6:38) K.Kroeger punts 53 yards to TB 29, Center-Z.Wood. K.Johnson MUFFS catch, and recovers at TB 28. K.Johnson pushed ob at TB 28 for no gain (M.Davis).

Timeout at 06:29.

Tampa Bay Buccaneers at 6:29

- 1-10-TB 28 (6:29) R.White up the middle to TB 28 for no gain (C.Granderson; D.Davis).
- 2-10-TB 28 (5:48) (Shotgun) B.Irving left guard to TB 30 for 2 yards (B.Bresee).
- 3-8-TB 30 (5:06) (Shotgun) B.Mayfield scrambles up the middle to TB 42 for 12 yards (C.Rumph).
- 1-10-TB 42 (4:19) R.White left end to TB 45 for 3 yards (K.McKinstry).
- 2-7-TB 45 (3:50) (No Huddle, Shotgun) R.White left guard to NO 49 for 6 yards (D.Godchaux; A.Taylor).
- 3-1-NO 49 (3:07) B.Irving up the middle to NO 49 for no gain (B.Bresee). TB-B.Bredeson was injured during the play.
- 4-1-NO 49 (2:42) S.Tucker up the middle to NO 49 for no gain (D.Davis).

New Orleans Saints at 2:36

- 1-10-NO 49 (2:36) (Shotgun) E.Hull up the middle to TB 47 for 4 yards (Y.Diaby).

Two-Minute Warning

- 2-6-TB 47 (2:00) (Shotgun) *PENALTY on NO-D.Radunz, False Start, 5 yards, enforced at TB 47 - No Play.*
**** Injury Update: TB-B.Bredeson return is Questionable.**
- 2-11-NO 48 (2:00) (Shotgun) T.Shough pass short right to C.Olave to TB 42 for 10 yards (J.Parrish).

X7

R8

R9

New Orleans Saints vs Tampa Bay Buccaneers at Raymond James Stadium

PENALTY on NO-C.Olave, Illegal Shift, 5 yards, enforced at NO 48 - No Play.

- 2-16-NO 43(1:54) (Shotgun) T.Shough pass short right to J.Johnson to TB 45 for 12 yards (T.Smith). TB-T.Smith was injured during the play.
Timeout #2 by TB at 01:39.
- 3-4-TB 45(1:39) (Shotgun) D.Neal right tackle to TB 42 for 3 yards (C.Izien; L.David).
- 4-1-TB 42(:57) D.Neal left guard to TB 44 for -2 yards (H.Reddick). TB-H.Reddick was injured during the play.

Timeout at 00:53.

Tampa Bay Buccaneers at 0:53

- 1-10-TB 45(:53) (Shotgun) B.Mayfield pass incomplete short right to C.Godwin (C.Granderson).
- 2-10-TB 45(:49) (Shotgun) B.Mayfield pass incomplete short right.
- 3-10-TB 45(:46) (Shotgun) R.White right guard to NO 46 for 9 yards (J.Howden).
Timeout #1 by NO at 00:40.
- 4-1-NO 46(:40) (Shotgun) B.Mayfield right tackle to NO 42 for 4 yards (K.McKinstry).
- 1-10-NO 42(:21) (No Huddle, Shotgun) B.Mayfield pass incomplete short middle to E.Egbuka (P.Werner).
- 2-10-NO 42(:16) (Shotgun) B.Mayfield pass short left to S.Shepard to NO 37 for 5 yards (Q.Riley).
Timeout #3 by TB at 00:11.
Timeout #2 by NO at 00:11.
- 3-5-NO 37(:11) (Shotgun) B.Mayfield pass short left to E.Egbuka ran ob at NO 28 for 9 yards (A.Taylor).
PENALTY on TB-E.Egbuka, Offensive Pass Interference, 10 yards, enforced at NO 37 - No Play.
Timeout #3 by NO at 00:07.
- 3-15-NO 47(:07) (Shotgun) B.Mayfield pass incomplete deep left to E.Egbuka.
- 4-15-NO 47(:02) (Shotgun) B.Mayfield pass incomplete deep left.

END OF QUARTER

	Score	Time Poss	First Downs				Efficiencies	
			R	P	X	T	3 Down	4 Down
New Orleans Saints	7	6:15	0	0	0	0	0/3	0/1
Tampa Bay Buccaneers	10	8:45	3	0	1	4	1/6	1/3

Third Quarter

12/7/2025

Play By Play

TB elects to Receive, and NO elects to defend the South goal.

C.Smyth kicks 65 yards from NO 35 to landing zone to end zone, Touchback to the TB 20.

Tampa Bay Buccaneers at 15:00

1-10-TB 20	(15:00) B.Irving up the middle to TB 20 for no gain (C.Rumph).	
2-10-TB 20	(14:22) (Shotgun) B.Mayfield pass short middle to C.Godwin to TB 32 for 12 yards (K.McKinstry).	P11
<u>1-10-TB 32</u>	(13:41) B.Mayfield pass short left to C.Otton to TB 41 for 9 yards (J.Sanker; P.Werner).	
2-1-TB 41	(12:54) (Shotgun) B.Mayfield pass deep right intended for K.Johnson INTERCEPTED by A.Taylor at NO 43. A.Taylor to TB 47 for 10 yards (P.Durham).	

Timeout at 12:46.

New Orleans Saints at 12:46

1-10-TB 47	(12:46) (Shotgun) D.Neal right guard to TB 42 for 5 yards (C.Izien).	
	** Injury Update: TB-H.Reddick return is Questionable.	
2-5-TB 42	(12:13) D.Neal left end pushed ob at TB 34 for 8 yards (J.Dean).	R6
	** Injury Update: TB-B.Bredeson is Out of the game.	
1-10-TB 34	(11:35) (Shotgun) T.Shough left end for 34 yards, TOUCHDOWN.	R7
	C.Smyth extra point is GOOD, Center-Z.Wood, Holder-K.Kroeger.	

Timeout at 11:27.

NO 14 TB 10, 3 plays, 47 yards, 1:19 drive, 3:33 elapsed

C.Smyth kicks 65 yards from NO 35 to end zone, Touchback to the TB 35.

Tampa Bay Buccaneers at 11:27

1-10-TB 35	(11:27) S.Tucker left end to TB 41 for 6 yards (J.Williams).	
2-4-TB 41	(10:49) (Shotgun) S.Tucker left end to TB 44 for 3 yards (D.Stutsman).	
3-1-TB 44	(10:25) (No Huddle, Shotgun) S.Tucker up the middle to 50 for 6 yards (D.Davis; T.Burgess).	
	<i>PENALTY on TB-G.Barton, Offensive Holding, 9 yards, enforced at TB 44 - No Play.</i>	
3-10-TB 35	(10:01) (Shotgun) B.Mayfield pass incomplete deep right to T.Johnson.	
	<i>PENALTY on NO-J.Sanker, Defensive Pass Interference, 28 yards, enforced at TB 35 - No Play.</i>	X12
<u>1-10-NO 37</u>	(9:55) R.White left guard to NO 26 for 11 yards (T.Burgess; D.Davis).	R13
<u>1-10-NO 26</u>	(9:27) (No Huddle, Shotgun) R.White left tackle to NO 19 for 7 yards (D.Stutsman).	
2-3-NO 19	(8:45) (Shotgun) R.White left tackle to NO 14 for 5 yards (D.Godchaux; D.Stutsman).	R14
<u>1-10-NO 14</u>	(8:04) (Shotgun) S.Tucker left end to NO 1 for 13 yards (T.Burgess).	R15
<u>1-1-NO 1</u>	(7:40) (No Huddle) S.Tucker up the middle for 1 yard, TOUCHDOWN.	R16
	C.McLaughlin extra point is GOOD, Center-E.Deckers, Holder-R.Dixon.	

Timeout at 07:37.

NO 14 TB 17, 7 plays, 65 yards, 1 penalty, 3:50 drive, 7:23 elapsed

C.McLaughlin kicks 51 yards from TB 35 to NO 14. D.Pettis to NO 35 for 21 yards (J.Parrish).

New Orleans Saints at 7:37, (1st play from scrimmage 7:32)

1-10-NO 35	(7:32) (Shotgun) D.Neal left guard to NO 39 for 4 yards (C.Izien).	
2-6-NO 39	(7:01) (Shotgun) D.Neal up the middle to NO 40 for 1 yard (L.Hall; V.Vea).	
3-5-NO 40	(6:17) (Shotgun) T.Shough pass short right to J.Johnson to NO 48 for 8 yards (C.Izien).	P8
<u>1-10-NO 48</u>	(5:51) (No Huddle, Shotgun) D.Neal right guard to TB 48 for 4 yards (C.Izien).	
2-6-TB 48	(5:15) A.Estime up the middle to TB 39 for 9 yards (A.Winfield). TB-S.Dennis was injured during the play.	R9
<u>1-10-TB 39</u>	(4:49) (Shotgun) A.Estime up the middle to TB 38 for 1 yard (C.Izien; V.Vea).	
2-9-TB 38	(4:08) D.Neal right end to TB 17 for 21 yards (A.Winfield; D.Jones).	R10
<u>1-10-TB 17</u>	(3:33) (No Huddle, Shotgun) D.Neal right guard to TB 15 for 2 yards (L.David).	
2-8-TB 15	(3:10) (No Huddle, Shotgun) D.Neal left end to TB 9 for 6 yards (C.Brewer).	
3-2-TB 9	(2:26) (Shotgun) A.Estime up the middle to TB 8 for 1 yard (C.Braswell, C.Izien).	
4-1-TB 8	(1:54) (No Huddle, Shotgun) T.Shough pass short right to C.Olave to TB 5 for 3 yards (L.Hall).	
	<i>PENALTY on NO-C.Ruiz, Ineligible Downfield Pass, 4 yards, enforced at TB 8 - No Play.</i>	
4-5-TB 12	(1:36) C.Smyth 30 yard field goal is GOOD, Center-Z.Wood, Holder-K.Kroeger.	

Timeout at 01:32.

NO 17 TB 17, 11 plays, 53 yards, 6:05 drive, 13:28 elapsed

New Orleans Saints vs Tampa Bay Buccaneers at Raymond James Stadium

C.Smyth kicks 53 yards from NO 35 to TB 12. K.Johnson to TB 28 for 16 yards (D.Stutsman).

Tampa Bay Buccaneers at 1:32, (1st play from scrimmage 1:27)

1-10-TB 28 (1:27) (Shotgun) B.Irving up the middle to TB 30 for 2 yards (P.Werner).

2-8-TB 30 (:49) (Shotgun) B.Mayfield pass incomplete short right to R.White (C.Jordan).

3-8-TB 30 (:44) (Shotgun) B.Mayfield scrambles up the middle ran ob at TB 46 for 16 yards (K.McKinstry).

R17

END OF QUARTER

	Score	Time Poss	First Downs				Efficiencies	
			R	P	X	T	3 Down	4 Down
New Orleans Saints	17	7:24	4	1	0	5	1/2	0/0
Tampa Bay Buccaneers	17	7:36	5	1	1	7	1/1	0/0

Play By Play

Fourth Quarter

12/7/2025

Tampa Bay Buccaneers continued.

- 1-10-TB 46 (15:00) S.Tucker right end to TB 49 for 3 yards (K.McKinstry).
 2-7-TB 49 (14:20) (Shotgun) S.Tucker right guard to NO 48 for 3 yards (N.Shepherd).
 3-4-NO 48 (13:37) (Shotgun) B.Mayfield scrambles up the middle to NO 46 for 2 yards (C.Young).
 4-2-NO 46 (12:56) (Shotgun) B.Mayfield pass incomplete short right to C.Godwin (K.McKinstry).

Timeout at 12:48.

New Orleans Saints at 12:48

- 1-10-NO 47 (12:48) T.Shough pass incomplete short right to J.Stoll (Y.Diaby). ** Injury Update: TB-S.Dennis has returned to the game.
 2-10-NO 47 (12:43) (Shotgun) D.Neal left guard to NO 47 for no gain (E.Roberts).
 3-10-NO 47 (12:10) (Shotgun) T.Shough pass short left to C.Olave to TB 41 for 12 yards (S.Dennis). P11
1-10-TB 41 (11:39) (No Huddle, Shotgun) D.Neal right guard to TB 39 for 2 yards (G.Gaines).
 2-8-TB 39 (10:54) (Shotgun) T.Shough pass short middle to C.Olave to TB 29 for 10 yards (A.Nelson). P12
1-10-TB 29 (10:26) (No Huddle, Shotgun) D.Neal up the middle to TB 25 for 4 yards (Z.McCollum; L.Hall).
 2-6-TB 25 (9:45) (Shotgun) T.Shough right end to TB 27 for -2 yards (C.Izien).
 3-8-TB 27 (9:03) (Shotgun) T.Shough pass short right to D.Neal pushed ob at TB 13 for 14 yards (A.Winfield). P13
 Timeout #1 by TB at 08:34.
1-10-TB 13 **(8:34) (Shotgun) T.Shough scrambles left end for 13 yards, TOUCHDOWN.** R14
 C.Smyth extra point is GOOD, Center-Z.Wood, Holder-K.Kroeger.
 ** Injury Update: NO-A.Richards return is Questionable.

Timeout at 08:26.

NO 24 TB 17, 9 plays, 53 yards, 4:22 drive, 6:34 elapsed

C.Smyth kicks 33 yards from NO 35 to TB 32, short of landing zone.

PENALTY on NO-C.Smyth, Kickoff Short of Landing Zone, placed at TB 40.

Tampa Bay Buccaneers at 8:26

- 1-10-TB 40 (8:26) B.Irving left guard pushed ob at NO 28 for 32 yards (J.Howden). R18
1-10-NO 28 (7:46) (Shotgun) B.Mayfield pass short right to R.White to NO 26 for 2 yards (J.Sanker).
 2-8-NO 26 (7:05) (Shotgun) B.Mayfield pass incomplete deep right to E.Egbuka.
 3-8-NO 26 (7:00) (Shotgun) B.Mayfield pass short left to C.Godwin to NO 19 for 7 yards (D.Davis).
 4-1-NO 19 (6:35) (No Huddle, Shotgun) R.White left guard to NO 17 for 2 yards (D.Godchaux; D.Davis). R19
1-10-NO 17 (5:52) (Shotgun) PENALTY on TB-M.Jordan, False Start, 5 yards, enforced at NO 17 - No Play.
 1-15-NO 22 (5:52) (Shotgun) B.Mayfield pass incomplete deep right to E.Egbuka.
 2-15-NO 22 (5:47) (Shotgun) B.Irving up the middle to NO 19 for 3 yards (N.Shepherd; J.Williams).
 3-12-NO 19 (5:02) (Shotgun) B.Mayfield pass incomplete deep left to C.Otton.
 4-12-NO 19 **(4:58) C.McLaughlin 37 yard field goal is GOOD, Center-E.Deckers, Holder-R.Dixon.**

NO 24 TB 20, 9 plays, 41 yards, 3:32 drive, 10:06 elapsed

C.McLaughlin kicks 58 yards from TB 35 to NO 7. D.Pettis to NO 34 for 27 yards (M.Watts; J.Parrish).

PENALTY on NO-C.Rumph, Offensive Holding, 10 yards, enforced at NO 28.

New Orleans Saints at 4:54, (1st play from scrimmage 4:48)

- 1-10-NO 18 (4:48) (Shotgun) D.Neal up the middle to NO 22 for 4 yards (Y.Diaby; C.Braswell). ** Injury Update: TB-T.Smith has returned to the game.
 2-6-NO 22 (4:05) (Shotgun) T.Shough pass incomplete short right to T.Hill.
 3-6-NO 22 (4:02) (Shotgun) T.Shough pass short middle to D.Vele to NO 33 for 11 yards (A.Winfield) [Y.Diaby]. ** Injury Update: TB-H.Reddick has returned to the game. P15
1-10-NO 33 (3:21) (Shotgun) T.Shough left end to NO 35 for 2 yards (J.Dean).
 Timeout #2 by TB at 03:14.
 2-8-NO 35 (3:14) (Shotgun) D.Neal left tackle to NO 38 for 3 yards (G.Gaines).
 3-5-NO 38 (2:33) (Shotgun) T.Shough pass short right to D.Vele to TB 49 for 13 yards (J.Parrish). P16
 Penalty on TB-E.Roberts, Defensive Offside, declined.
1-10-TB 49 (2:29) D.Neal left tackle to 50 for -1 yards (V.Vea).
 Timeout #3 by TB at 02:24.
 2-11-50 (2:24) (Shotgun) D.Neal left tackle to 50 for no gain (V.Vea).

Two-Minute Warning

New Orleans Saints vs Tampa Bay Buccaneers at Raymond James Stadium

- 3-11-50(2:00) (Shotgun) T.Shough pass incomplete short right to D.Vele (A.Nelson, A.Winfield).
- 4-11-50(1:54) K.Kroeger punts 50 yards to end zone, Center-Z.Wood, Touchback.

Tampa Bay Buccaneers at 1:48

- 1-10-TB 20(1:48) (Shotgun) B.Mayfield pass incomplete short left to B.Irving [N.Shepherd].
- 2-10-TB 20(1:41) (Shotgun) B.Mayfield pass incomplete deep left to E.Egbuka (B.Bresee) [N.Shepherd].
- 3-10-TB 20(1:35) (Shotgun) B.Mayfield scrambles right end pushed ob at TB 26 for 6 yards (C.Jordan).
- 4-4-TB 26(1:27) (Shotgun) B.Mayfield pass short middle to C.Otton to TB 29 for 3 yards (D.Davis).

New Orleans Saints at 1:21

- 1-10-TB 29(1:21) T.Shough kneels to TB 31 for -2 yards.
- 2-12-TB 31(:40) T.Shough kneels to TB 32 for -1 yards.

END OF QUARTER

	Score	Time Poss	First Downs				Efficiencies	
			R	P	X	T	3 Down	4 Down
New Orleans Saints	24	8:49	1	5	0	6	4/5	0/0
Tampa Bay Buccaneers	20	6:11	2	0	0	2	0/4	1/3

Miscellaneous Statistics Report

New Orleans Saints vs Tampa Bay Buccaneers
12/7/2025 at Raymond James Stadium

Ten Longest Plays for New Orleans Saints

Yards	Qtr	Play Start	Play Description
34	3	1-10-TB 34	(11:35) (Shotgun) T.Shough left end for 34 yards, TOUCHDOWN.
21	3	2-9-TB 38	(4:08) D.Neal right end to TB 17 for 21 yards (A.Winfield; D.Jones).
16	1	2-10-TB 45	(14:46) (Shotgun) T.Shough pass short middle to D.Vele to TB 29 for 16 yards (L.David).
16	1	2-13-NO 49	(:20) (Shotgun) T.Shough pass short middle to F.Moreau to TB 35 for 16 yards (T.Smith; S.Dennis).
14	4	3-8-TB 27	(9:03) (Shotgun) T.Shough pass short right to D.Neal pushed ob at TB 13 for 14 yards (A.Winfield).
13	4	1-10-TB 13	(8:34) (Shotgun) T.Shough scrambles left end for 13 yards, TOUCHDOWN.
13	4	3-5-NO 38	(2:33) (Shotgun) T.Shough pass short right to D.Vele to TB 49 for 13 yards (J.Parrish). Penalty on TB-E.Roberts, Defensive Offside, declined.
12	1	2-7-TB 26	(13:33) (Shotgun) T.Shough pass short middle to J.Johnson to TB 14 for 12 yards (T.Smith).
12	2	2-16-NO 43	(1:54) (Shotgun) T.Shough pass short right to J.Johnson to TB 45 for 12 yards (T.Smith). TB-T.Smith was injured during the play.
12	4	3-10-NO 47	(12:10) (Shotgun) T.Shough pass short left to C.Olave to TB 41 for 12 yards (S.Dennis).

Ten Longest Plays for Tampa Bay Buccaneers

Yards	Qtr	Play Start	Play Description
32	4	1-10-TB 40	(8:26) B.Irving left guard pushed ob at NO 28 for 32 yards (J.Howden).
24	1	1-10-NO 24	(8:06) (Shotgun) B.Mayfield pass short left to B.Irving for 24 yards, TOUCHDOWN.
21	1	1-10-NO 45	(8:54) B.Mayfield pass short right to C.Godwin to NO 24 for 21 yards (A.Taylor).
18	2	2-10-TB 38	(13:37) (Shotgun) R.White up the middle to TB 41 for 3 yards (N.Shepherd).
16	3	3-8-TB 30	(:44) (Shotgun) B.Mayfield scrambles up the middle ran ob at TB 46 for 16 yards (K.McKinstry).
13	3	1-10-NO 14	(8:04) (Shotgun) S.Tucker left end to NO 1 for 13 yards (T.Burgess).
12	2	1-10-NO 40	(11:08) B.Irving left tackle to NO 28 for 12 yards (C.Rumph; J.Howden).
12	2	3-8-TB 30	(5:06) (Shotgun) B.Mayfield scrambles up the middle to TB 42 for 12 yards (C.Rumph).
12	3	2-10-TB 20	(14:22) (Shotgun) B.Mayfield pass short middle to C.Godwin to TB 32 for 12 yards (K.McKinstry).
11	1	2-5-TB 35	(4:00) (Shotgun) B.Mayfield pass short right to C.Godwin to TB 46 for 11 yards (C.Granderson).

Touchdown Scoring Information

		Offense	Defense	Special Teams
VISITOR	New Orleans Saints	3	0	0
HOME	Tampa Bay Buccaneers	2	0	0

Player Scoring Information

Club	Player	TD	Rush TD	Rec TD	KO TD	Punt TD	Int TD	Fum TD	Misc TD	FG	XP	2Pt Rush	2Pt Rec	Sfty	Points
NO	T.Shough	0	2	0	0	0	0	0	0	0	0	0	0	0	12
NO	D.Neal	0	1	0	0	0	0	0	0	0	0	0	0	0	6
NO	C.Smyth	0	0	0	0	0	0	0	0	1	3	0	0	0	6
TB	C.McLaughlin	0	0	0	0	0	0	0	0	2	2	0	0	0	8
TB	S.Tucker	0	1	0	0	0	0	0	0	0	0	0	0	0	6
TB	B.Irving	0	0	1	0	0	0	0	0	0	0	0	0	0	6

Possession Detail

	First Half		Second Half		Game	
	Visitor	Home	Visitor	Home	Visitor	Home
Largest Lead	7	3	7	3	7	3
Drives Leading	0	2	2	1	2	3
Time of Possession Leading	0:00	4:46	4:27	2:14	4:27	7:00
Largest Deficit	-3	-7	-3	-7	-3	-7
Drives Trailing	2	1	2	3	4	4
Time of Possession Trailing	4:25	4:27	7:24	7:49	11:49	12:16
Times Score Tied Up		1		1		2
Lead Changes		2		3		5

Playtime Percentage

Percent of playtime per player on offense, defense and special teams (Unofficial)

New Orleans Saints

Tampa Bay Buccaneers

		Offense		Defense		Special Teams				Offense		Defense		Special Teams	
C.Ruiz	C/G	58	100%			5	22%	D.Feeney	G	74	100%			4	17%
D.Radunz	OL	58	100%			5	22%	G.Barton	C	74	100%			4	17%
K.Banks	T	58	100%			5	22%	L.Goedeke	T	74	100%			4	17%
L.Fortner	OL	58	100%			1	4%	B.Chukwuma	T	74	100%				
T.Shough	QB	58	100%					B.Mayfield	QB	74	100%				
D.Vele	WR	54	93%					E.Egbuka	WR	65	88%				
C.Olave	WR	54	93%					C.Otton	TE	60	81%				
D.Neal	RB	41	71%					C.Godwin	WR	51	69%				
A.Richards	OL	40	69%			4	17%	M.Jordan	G	42	57%				
J.Johnson	TE	31	53%					S.Shepard	WR	42	57%				
F.Moreau	TE	26	45%			5	22%	R.White	RB	36	49%				
M.Tipton	WR	26	45%			4	17%	B.Irving	RB	36	49%				
T.Hill	QB	24	41%			3	13%	T.Johnson	WR	34	46%				
W.Sherman	G	18	31%			5	22%	B.Bredeson	G	32	43%				
J.Stoll	TE	13	22%			8	35%	P.Durham	TE	23	31%			9	39%
A.Estime	RB	10	17%			5	22%	S.Tucker	RB	12	16%			4	17%
E.Hull	RB	7	12%			3	13%	K.Johnson	WR	6	8%			8	35%
D.Pettis	WR	2	3%			5	22%	D.Culp	TE	5	7%			7	30%
K.Austin	WR	2	3%			5	22%	Z.McCollum	CB			58	100%	6	26%
K.McKinstry	CB			74	100%			L.David	LB			58	100%		
D.Davis	LB			74	100%			A.Winfield	S			58	100%		
A.Taylor	CB			74	100%			J.Dean	CB			58	100%		
J.Howden	DB			65	88%	5	22%	Y.Diaby	LB			48	83%	6	26%
J.Sanker	S			65	88%	4	17%	L.Hall	DL			45	78%	10	43%
Q.Riley	CB			60	81%	4	17%	V.Vea	NT			41	71%	6	26%
C.Young	DE			59	80%			S.Dennis	LB			41	71%	4	17%
B.Bresee	DT			50	68%	4	17%	E.Roberts	DL			32	55%	6	26%
N.Shepherd	DT			48	65%	4	17%	T.Smith	S			31	53%		
C.Granderson	DE			45	61%	4	17%	A.Nelson	LB			29	50%	22	96%
P.Werner	LB			41	55%	3	13%	C.Izien	S			27	47%	13	57%
C.Jordan	DE			31	42%	4	17%	J.Parrish	CB			27	47%	5	22%
J.Williams	DE			23	31%	9	39%	H.Reddick	LB			21	36%		
J.Bullard	DE			23	31%			C.Braswell	LB			18	31%	9	39%
D.Godchaux	DT			21	28%			D.Jones	LB			17	29%	14	61%
T.Burgess	S			20	27%	9	39%	G.Gaines	DL			17	29%		
C.Rumph	DE			18	24%	17	74%	C.Brewer	DL			12	21%		
D.Stutsman	LB			14	19%	13	57%	J.Hayes	CB					18	78%
M.Davis	CB			7	9%	8	35%	J.Bullock	LB					13	57%
I.Stalbird	LB			2	3%	15	65%	M.Banks	S					12	52%
J.Ford	LB					17	74%	M.Watts	LB					12	52%
I.Yiadom	CB					12	52%	R.Miller	WR					12	52%
U.Amadi	DB					10	43%	C.McLaughlin	K					9	39%
C.Smyth	K					9	39%	K.Vildor	CB					7	30%
K.Kroeger	P					8	35%	E.Deckers	LS					5	22%
Z.Wood	LS					8	35%								

X.Truss	T/G	5	22%	R.Dixon	P	5	22%
T.Simpkins	G	5	22%	C.Heck	T	4	17%
				L.Haggard	T	4	17%



BUCCANEERS

0	Yaya Diaby	OLB
1	Rachaad White	RB
2	Emeka Egbuka	WR
4	Chase McLaughlin	K
5	Haason Reddick	OLB
6	Baker Mayfield	QB
7	Bucky Irving	RB
8	SirVocea Dennis	LB
9	Riley Dixon	P
10	Teddy Bridgewater	QB
14	Chris Godwin Jr.	WR
15	Tez Johnson	WR
16	Connor Bazelak	QB
17	Sterling Shepard	WR
19	Kameron Johnson	WR
21	Benjamin Morrison	CB
22	Kindle Vildor	CB
23	Tykee Smith	S
25	Jacob Parrish	CB
26	Kaevon Merriweather	S
27	Zyon McCollum	CB
29	Christian Izien	S
31	Antoine Winfield Jr.	S
32	Josh Hayes	CB
35	Jamel Dean	CB
43	Chris Braswell Jr.	OLB
44	Sean Tucker	RB
45	Deion Jones	LB
50	Vita Vea	NT
52	C.J. Brewer	DL
54	Lavonte David	LB
57	John Bullock	LB
58	Markees Watts	OLB
60	Michael Jordan	OL
62	Graham Barton	C
65	Dan Feeney	G
67	Luke Goedeke	T
68	Ben Bredeson	G
70	Benjamin Chukwuma	T
72	Luke Haggard	G
77	Charlie Heck	T
78	Tristan Wirfs	T
79	Elijah Klein	G
81	Ryan Miller	WR
82	Devin Culp	TE
86	Evan Deckers	LS
87	Payne Durham	TE
88	Cade Otton	TE
90	Logan Hall	DL
92	Elijah Simmons	DL
95	Elijah Roberts	DL
96	Greg Gaines	DL
98	Anthony Nelson	OLB

PRACTICE SQUAD

28	Damarion Williams	CB
30	Michael Wiley	RB
34	Bryce Hall	CB
39	Marcus Banks	S
48	J.T. Gray	CB
49	Owen Wright	RB
53	Nick Jackson	LB
56	Benton Whitley	OLB
59	Mohamed Kamara	OLB
64	Nash Hutmacher	DL
66	Ben Scott	OL
71	Lorenz Metz	T
83	Brandon Johnson	WR
84	Tanner Taula	TE
85	Garrett Greene	WR
89	Dennis Houston	WR
97	Adam Gotsis	DL

INJURED RESERVE/PUP

11	Jalen McMillan*	WR
13	Mike Evans*	WR
36	J.J. Roberts	S
38	Rashad Wisdom*	S
41	Ko Kieft	TE
51	David Walker	OLB
69	Cody Mauch	G
74	Tyler McLelllan (PS)	T
93	Jayson Jones (PS)	DL
94	Calijah Kancey	DL
*Designated for Return from IR		



SUNDAY, DECEMBER 7, 2025 - 1:00 P.M. ET
RAYMOND JAMES STADIUM

BUCCANEERS OFFENSE

WR	14	Chris Godwin Jr.	15	<u>Tez Johnson</u>		
WR	17	Sterling Shepard	19	Kameron Johnson		
LT	78	Tristan Wirfs	70	<u>Benjamin Chukwuma</u>		
LG	68	Ben Bredeson	60	Michael Jordan		
C	62	Graham Barton				
RG	65	Dan Feeney	72	Luke Haggard	79	Elijah Klein
RT	67	Luke Goedeke	77	Charlie Heck		
WR	2	<u>Emeka Egbuka</u>	81	Ryan Miller		
TE	88	Cade Otton	87	Payne Durham	82	Devin Culp
QB	6	Baker Mayfield	10	Teddy Bridgewater	16	<u>Connor Bazelak</u>
RB	7	Bucky Irving	1	Rachaad White	44	Sean Tucker

SAINTS DEFENSE

EDGE	96	Carl Granderson	- or -	99	Chase Young		
DL	92	Davon Godchaux	97	Khristian Boyd	54	Jonah Williams	
DL	90	Bryan Bresee	93	Nathan Shepherd	95	John Ridgeway III	
					98	Jonathan Bullard	
EDGE	94	Cameron Jordan	58	Chris Rumph II			
LB	20	Pete Werner	44	Isaiah Stalbird	53	Jaylan Ford	
LB	56	Demario Davis	28	<u>Danny Stutsman</u>			
CB	29	<u>Quincy Riley</u>	27	Isaac Yladam	43	Michael Davis	
S	33	<u>Jonas Sanker</u>	31	Jordan Howden			
S	21	Justin Reid	26	Terrell Burgess			
CB	4	Kool-Aid McKinstry	25	Rejzohn Wright			
CB	1	Alontae Taylor	0	Ugo Amadi			

BUCCANEERS SPECIALISTS

K	4	Chase McLaughlin		
KO	4	Chase McLaughlin		
P	9	Riley Dixon		
H	9	Riley Dixon		
LS	86	Evan Deckers		
PR	19	Kameron Johnson	15	<u>Tez Johnson</u>
KR	44	Sean Tucker		
KR	19	Kameron Johnson	1	Rachaad White

BUCCANEERS PRONUNCIATION

Connor Bazelak	BAYZ-lak	Kaevon Merriweather	KAY-vawn
Benjamin Chukwuma	chuck-WOO-muh	Cade Otton	AWT-in
Lavonte David	luh-VAWN-tay	Jacob Parrish	PAIR-ish
SirVocea Dennis	sir-VAH-see-ay	Haason Reddick.....	huh-SAWN
Yaya Diaby	dee-AW-bee	Tykee Smith.....	tie-KEY
Emeka Egbuka		Tanner Taula (PS).....	t(OW)la
.....	eh-MEH-kuh, eh-BOO-kuh	Vita Vea	VEET-uh, VAY-uh
Luke Goedeke	GED-uh-kee	Kindle Vildor	VIL-door
Adam Gotsis (PS).....	GOT-sis	COACHES	
Nash Hutmacher (PS).....	HUT-make-er	Josh Grizzard	GRIZZ-ard
Christian Izien	IZ-ee-en	Kefense Hynson	kuh-FENCE-A, hinson
Chase McLaughlin	mick-LOFF-lin	Thomas McGaughey	muh-GAY-hee

Rookie

OFFICIALS

Referee - Clete Blakeman - 34
Umpire - Scott Campbell - 127
Down Judge - Andy Warner - 64
Line Judge - Kent Payne - 79
Field Judge - Karina Tovar - 91
Side Judge - James Coleman - 95
Back Judge - Jonah Monroe - 120

GAME DAY SPONSOR:



BUCCANEERS DEFENSE

DL	95	<u>Elijah Roberts</u>	96	Greg Gaines		
NT	50	Vita Vea	92	<u>Elijah Simmons</u>		
DL	90	Logan Hall	52	C.J. Brewer		
OLB	0	Yaya Diaby	43	Chris Braswell Jr.	58	Markees Watts
LB	8	SirVocea Dennis	57	<u>John Bullock</u>		
LB	54	Lavonte David	45	Deion Jones		
OLB	5	Haason Reddick	98	Anthony Nelson		
CB	35	Jamel Dean	21	<u>Benjamin Morrison</u>	22	Kindle Vildor
CB	27	Zyon McCollum	25	<u>Jacob Parrish</u>	32	Josh Hayes
S	31	Antoine Winfield Jr.	29	Chrisitan Izien		
S	23	Tykee Smith	26	Kaevon Merriweather		

SAINTS OFFENSE

WR	12	Chris Olave			
LT	71	<u>Kelvin Banks Jr.</u>	72	Asim Richards	
LG	77	Dillon Radunz	66	William Sherman	
C	79	Luke Fortner	68	<u>Torricelli Simpkins III</u>	
RG	51	Cesar Ruiz	74	<u>Xavier Truss</u>	
RT	75	Taliese Fuaga	72	Asim Richards	
TE	83	Juwan Johnson	87	Foster Moreau	88 Jack Stoll
					84 Zaire Mitchell-Paden
WR	15	Mason Tipton	11	Dante Pettis	
WR	14	Devaughn Vele			
QB	6	<u>Tyler Shough</u>	2	Spencer Rattler	7 Taysom Hill
RB	41	Alvin Kamara	24	<u>Devin Neal</u>	30 Audric Estime
					34 Evan Hull

SAINTS SPECIALISTS

K	39	Charlie Smyth* - or -	36	Cade York*
KO	39	Charlie Smyth* - or -	36	Cade York*
P	32	<u>Kai Kroger</u>		
H	32	<u>Kai Kroger</u>		
LS	49	Zach Wood		
PR	11	Dante Pettis		
KR	15	Mason Tipton	24	<u>Devin Neal</u>

*Practice Squad

SAINTS PRONUNCIATION

Ugo Amadi	OO-go, Uh-MAH-dee	Jonas Sanker	YO-nis
Bryan Bresee	Bruh-ZEE	Nephi Sewell (PS)	KNEE-fy, Sue-ull
Terrell Burgess	Tuh-REL BUR-jis	Tyler Shough	SHUCK
Audric Estime	AWE-drick, Ess-TE-may	Charlie Smyth	Smith
Taliese Fuaga	Tah-lee-ESS-ay, Foo-AH-gah	Alontae Taylor	uh-LAWN-tay
Davon Godchaux	Duh-VON, God-CHAW	Samori Toure (PS)	Suh-MORE-ee, TOO-ray
Zaire Mitchell-Paden		Devaughn Vele	Deh-VAWN, VAY-lay
.....	Zigh-AIR, Mitchell-PAY-den	Rejzohn Wright	Ray-SHAWN
Foster Moreau	MORE-oh	Isaac Yladam	YEAH-dum
Dillon Radunz	RAY-dinz	COACHES	
Asim Richards.....	AH-sum	Peter Glunta	GEN-ta
		Tobijah Hugley	Toe-bi-uh



SAINTS

0	Ugo Amadi	DB
1	Alontae Taylor	CB
2	Spencer Rattler	QB
4	Kool-Aid McKinstry	CB
6	Tyler Shough	QB
7	Taysom Hill	QB
11	Dante Pettis	WR
12	Chris Olave	WR
14	Devaughn Vele	WR
15	Mason Tipton	WR
20	Pete Werner	LB
21	Justin Reid	S
24	Devin Neal	RB
25	Rejzohn Wright	CB
26	Terrell Burgess	S
27	Isaac Yladam	CB
28	Danny Stutsman	LB
29	Quincy Riley	CB
30	Audric Estime	RB
31	Jordan Howden	DB
32	Kai Kroeger	P
33	Jonas Sanker	S
34	Evan Hull	RB
41	Alvin Kamara	RB
43	Michael Davis	CB
44	Isaiah Stalbird	LB
49	Zach Wood	LS
51	Cesar Ruiz	C/G
53	Jaylan Ford	LB
54	Jonah Williams	DE
56	Demario Davis	LB
58	Chris Rumph II	DE
66	William Sherman	G
68	Torricelli Simpkins III	G
71	Kelvin Banks Jr.	T
72	Asim Richards	OL
74	Xavier Truss	T/G
75	Taliese Fuaga	T
77	Dillon Radunz	OL
79	Luke Fortner	OL
83	Juwan Johnson	TE
84	Zaire Mitchell-Paden	TE
87	Foster Moreau	TE
88	Jack Stoll	TE
90	Bryan Bresee	DT
92	Davon Godchaux	DT
93	Nathan Shepherd	DT
94	Cameron Jordan	DE
95	John Ridgeway III	DT
96	Carl Granderson	DE
97	Khristian Boyd	DT
98	Jonathan Bullard	DE
99	Chase Young	DE

PRACTICE SQUAD

3	Jake Haener	QB
22	Beanie Bishop	CB
35	Elliott Davison	S
36	Cade York	K
37	Dalys Beanum	CB
38	Jayden Price	CB
39	Charlie Smyth	K
40	Fadil Diggs	DE
45	Nephi Sewell	LB
59	Coziah Izzard	DT
73	Easton Kilty	T
80	Moliki Matavaao	TE
82	Treyton Welch	TE
85	Ronnie Bell	WR
89	Samori Toure	WR


INJURED RESERVE/PUP

5	Kendre Miller	RB
13	Ja'Lynn Polk	WR
16	Bub Means	WR
17	Trey Palmer	WR
23	Julian Blackmon	S
64	Nick Saldiveri	OL
67	Landon Young	T
76	Will Clapp	C/G
78	Erik McCoy	C/G
85	Mason Pline	TE
91	Vernon Broughton	DT
*Designated for Return from IR		

<div></div> <div>BUCCANEERS</div>		
62	Barton, Graham	C
16	Bazelak, Connor	QB
43	Braswell Jr., Chris	OLB
68	Bredeson, Ben	G
52	Brewer, C.J.	DL
10	Bridgewater, Teddy	QB
57	Bullock, John	LB
70	Chukwuma, Benjamin	T
82	Culp, Devin	TE
54	David, Lavonte	LB
35	Dean, Jamel	CB
86	Deckers, Evan	LS
8	Dennis, SirVocea	LB
0	Diaby, Yaya	OLB
9	Dixon, Riley	P
87	Durham, Payne	TE
2	Egbuka, Emeka	WR
65	Feeney, Dan	G
96	Gaines, Greg	DL
14	Godwin Jr., Chris	WR
67	Goedeke, Luke	T
72	Haggard, Luke	G
90	Hall, Logan	DL
32	Hayes, Josh	CB
77	Heck, Charlie	T
7	Irving, Bucky	RB
29	Izien, Christian	S
19	Johnson, Kameron	WR
15	Johnson, Tez	WR
45	Jones, Deion	LB
60	Jordan, Michael	OL
79	Klein, Elijah	G
6	Mayfield, Baker	QB
27	McCollum, Zyon	CB
4	McLaughlin, Chase	K
26	Merriweather, Kaevon	S
81	Miller, Ryan	WR
21	Morrison, Benjamin	CB
98	Nelson, Anthony	OLB
88	Otton, Cade	TE
25	Parrish, Jacob	CB
5	Reddick, Haason	OLB
95	Roberts, Elijah	DL
17	Shepard, Sterling	WR
92	Simmons, Elijah	DL
23	Smith, Tykee	S
44	Tucker, Sean	RB
50	Vea, Vita	NT
22	Vildor, Kindle	CB
58	Watts, Markees	OLB
1	White, Rachaad	RB
31	Winfield Jr., Antoine	S
78	Wirfs, Tristan	T
<div>PRACTICE SQUAD</div>		
39	Banks, Marcus	S
97	Gotsis, Adam	DL
48	Gray, J.T.	CB
85	Greene, Garrett	WR
34	Hall, Bryce	CB
89	Houston, Dennis	WR
64	Hutmacher, Nash	DL
53	Jackson, Nick	LB
83	Johnson, Brandon	WR
59	Kamara, Mohamed	OLB
71	Metz, Lorenz	T
66	Scott, Ben	OL
84	Taula, Tanner	TE
56	Whitley, Benton	OLB
30	Wiley, Michael	RB
28	Williams, Damarion	CB
49	Wright, Owen	RB
<div>INJURED RESERVE/PUP</div>		
13	Evans, Mike	WR
93	Jones, Jayson (PS)	DL
94	Kancey, Calijah	DL
41	Klieft, Ko	TE
69	Mauch, Cody	G
74	McLellan, Tyler (PS)	T
11	McMillan, Jalen	WR
36	Roberts, J.J.	S
51	Walker, David	OLB
38	Wisdom, Rashad*	S
*Designated for Return from IR		

<div>TAMPA BAY BUCCANEERS</div>							
No.	Name	Pos.	Ht.	Wt.	Age	Exp.	College
0	Yaya Diaby	OLB	6-4	270	26	3	Louisville
1	Rachaad White	RB	6-0	214	26	4	Arizona State
2	Emeka Egbuka	WR	6-1	205	23	R	Ohio State
4	Chase McLaughlin	K	6-0	190	29	7	Illinois
5	Haason Reddick	OLB	6-1	240	31	9	Temple
6	Baker Mayfield	QB	6-1	215	30	8	Oklahoma
7	Bucky Irving	RB	5-10	195	23	2	Oregon
8	SirVocea Dennis	LB	6-0	230	25	3	Pittsburgh
9	Riley Dixon	P	6-4	221	32	10	Syracuse
10	Teddy Bridgewater	QB	6-2	215	33	11	Louisville
14	Chris Godwin Jr.	WR	6-1	209	29	9	Penn State
15	Tez Johnson	WR	5-10	165	23	R	Oregon
16	Connor Bazelak	QB	6-3	225	25	R	Bowling Green
17	Sterling Shepard	WR	5-10	194	32	10	Oklahoma
19	Kameron Johnson	WR	5-10	170	23	2	Barton
21	Benjamin Morrison	CB	6-0	190	21	R	Notre Dame
22	Kindle Vildor	CB	5-11	189	27	6	Georgia Southern
23	Tykee Smith	S	5-10	202	24	2	Georgia
25	Jacob Parrish	CB	5-10	198	21	R	Kansas State
26	Kaevon Merriweather	S	6-0	212	25	3	Iowa
27	Zyon McCollum	CB	6-2	199	26	4	Sam Houston State
29	Christian Izien	S	5-10	200	25	3	Rutgers
31	Antoine Winfield Jr.	S	5-9	203	27	6	Minnesota
32	Josh Hayes	CB	6-0	190	26	3	Kansas State
35	Jamel Dean	CB	6-1	206	29	7	Auburn
43	Chris Braswell Jr.	OLB	6-3	255	24	2	Alabama
44	Sean Tucker	RB	5-10	205	24	3	Syracuse
45	Deion Jones	LB	6-1	222	31	9	LSU
50	Vita Vea	NT	6-4	347	30	8	Washington
52	C.J. Brewer	DL	6-2	290	28	2	Coastal Carolina
54	Lavonte David	LB	6-1	233	35	14	Nebraska
57	John Bullock	LB	6-0	230	24	R	Nebraska
58	Markees Watts	OLB	6-1	240	25	3	Charlotte
60	Michael Jordan	OL	6-6	315	27	6	Ohio State
62	Graham Barton	C	6-5	314	23	2	Duke
65	Dan Feeney	G	6-4	310	31	9	Indiana
67	Luke Goedeke	T	6-5	312	27	4	Central Michigan
68	Ben Bredeson	G	6-5	315	27	6	Michigan
70	Benjamin Chukwuma	T	6-6	310	24	R	Georgia State
72	Luke Haggard	G	6-7	305	25	1	Indiana
77	Charlie Heck	T	6-8	311	29	6	North Carolina
78	Tristan Wirfs	T	6-5	320	26	6	Iowa
79	Elijah Klein	G	6-4	319	25	2	Texas-El Paso
81	Ryan Miller	WR	6-2	221	25	2	Furman
82	Devin Culp	TE	6-4	237	25	2	Washington
86	Evan Deckers	LS	6-3	252	26	2	Duke
87	Payne Durham	TE	6-5	255	25	3	Purdue
88	Cade Otton	TE	6-5	247	26	4	Washington
90	Logan Hall	DL	6-6	283	25	4	Houston
92	Elijah Simmons	DL	6-1	335	24	R	Tennessee
95	Elijah Roberts	DL	6-4	295	23	R	SMU
96	Greg Gaines	DL	6-1	312	29	7	Washington
98	Anthony Nelson	OLB	6-7	271	28	7	Iowa
<div>Head Coach: Todd Bowles</div> <div>Assistant Coaches: Kevin Carberry (run game coordinator/offensive line coach); George Edwards (defensive pass game coordinator); Larry Foote (outside linebackers/run game coordinator); Josh Grizzard (offensive coordinator); Kefense Hynson (offensive pass game coordinator); Thomas McGaughey (special teams coordinator); Tim Atkins (assistant secondary); Cory Bichey (assistant strength & conditioning); Mike Caldwell (inside linebackers); Sarah Evans (senior manager of coaching operations); Joey Fitzgerald (defensive quality control); Maral Javadifar (director of rehabilitation/performance coach); Rashad Johnson (assistant secondary); Jeff Kastl (assistant tight ends); Thaddeus Lewis (quarterbacks); Bryan McClendon (wide receivers); Tom Moore (senior offensive assistant); Justin Peele (tight ends); Skip Peele (running backs); Brian Picucci (offensive line); Anthony Pirolli (head strength & conditioning); Nick Rapone (safeties); Kevin Ross (cornerbacks); Jordan Somerville (pass game specialist/assistant quarterback); Blaine Stewart (offensive quality control); Charlie Strong (defensive line); Keith Tandy (defensive/special teams assistant); Chad Wade (assistant strength & conditioning); DeAndre Ward Sr. (assistant strength & conditioning)</div>							

<div>NEW ORLEANS SAINTS</div>							
No.	Name	Pos.	Ht.	Wt.	Age	Exp.	College
0	Ugo Amadi	DB	5-9	201	28	7	Oregon
1	Alontae Taylor	CB	6-1	199	27	4	Tennessee
2	Spencer Rattler	QB	6-0	211	25	2	South Carolina
4	Kool-Aid McKinstry	CB	5-11	199	23	2	Alabama
6	Tyler Shough	QB	6-5	219	26	R	Louisville
7	Taysom Hill	QB	6-2	221	35	9	BYU
11	Dante Pettis	WR	6-1	195	30	7	Washington
12	Chris Olave	WR	6-0	187	25	4	Ohio State
14	Devaughn Vele	WR	6-5	210	27	2	Utah
15	Mason Tipton	WR	5-11	187	25	2	Yale
20	Pete Werner	LB	6-3	242	27	5	Ohio State
21	Justin Reid	S	6-1	207	28	8	Stanford
24	Devin Neal	RB	5-11	213	22	R	Kansas
25	Rejzohn Wright	CB	6-2	193	25	2	Oregon State
26	Terrell Burgess	S	5-11	202	27	5	Utah
27	Isaac Yiadom	CB	6-1	188	29	8	Boston College
28	Danny Stutsman	LB	6-3	233	22	R	Oklahoma
29	Quincy Riley	CB	5-11	195	24	R	Louisville
30	Audric Estime	RB	5-11	227	22	2	Notre Dame
31	Jordan Howden	DB	6-0	209	25	3	Minnesota
32	Kai Kroeger	P	6-3	213	23	R	South Carolina
33	Jonas Sanker	S	6-1	211	23	R	Virginia
34	Evan Hull	RB	5-10	209	25	2	Northwestern
41	Alvin Kamara	RB	5-10	215	30	9	Tennessee
43	Michael Davis	CB	6-2	196	30	9	BYU
44	Isaiah Stalbird	LB	6-1	215	25	1	South Dakota State
49	Zach Wood	LS	6-3	255	32	9	Southern Methodist
51	Cesar Ruiz	C/G	6-4	316	26	6	Michigan
53	Jaylan Ford	LB	6-2	240	24	2	Texas
54	Jonah Williams	DE	6-5	275	30	5	Weber State
56	Demario Davis	LB	6-2	248	36	14	Arkansas State
58	Chris Rumph II	DE	6-2	244	27	5	Duke
66	William Sherman	G	6-4	257	26	1	Colorado
68	Torricelli Simpkins III	G	6-5	312	23	R	South Carolina
71	Kelvin Banks Jr.	T	6-5	315	21	R	Texas
72	Asim Richards	OL	6-4	307	25	3	North Carolina
74	Xavier Truss	T/G	6-7	320	24	R	Georgia
75	Taliese Fuaga	T	6-6	324	23	2	Oregon State
77	Dillon Radunz	OL	6-6	301	27	5	North Dakota State
79	Luke Fortner	OL	6-4	307	27	4	Kentucky
83	Juwan Johnson	TE	6-4	231	29	6	Oregon
84	Zaire Mitchell-Paden	TE	6-5	257	26	1	Florida Atlantic
87	Foster Moreau	TE	6-4	250	28	7	LSU
88	Jack Stoll	TE	6-4	247	27	5	Nebraska
90	Bryan Bresee	DT	6-5	305	24	3	Clemson
92	Davon Godchaux	DT	6-3	330	31	9	LSU
93	Nathan Shepherd	DT	6-4	315	32	8	Fort Hays State
94	Cameron Jordan	DE	6-4	287	36	15	California
95	John Ridgeway III	DT	6-5	321	26	4	Arkansas
96	Carl Granderson	DE	6-5	261	28	7	Wyoming
97	Khristian Boyd	DT	6-2	320	25	2	Northern Iowa
98	Jonathan Bullard	DE	6-3	290	32	10	Florida
99	Chase Young	DE	6-5	265	26	6	Ohio State
<div>Head Coach: Kellen Moore</div> <div>Assistant Coaches: Robert Blanton (assistant defensive backs); Grady Brown (cornerbacks); Charles Byrd (strength & conditioning); Bo Davis (defensive line); Jahri Evans (assistant offensive line); Phil Galiano (special teams coordinator); Peter Giunta (senior defensive assistant); Adam Gristick (assistant linebackers); Chase Haslett (tight ends); Tobijah Hughley (offensive assistant); Riley Ireland (strength & conditioning); Terry Joseph (defensive pass game coordinator); Luke Lancaster (strength & conditioning); Scott Linehan (senior offensive assistant); Mike Martinez (assistant to the head coach); Brendan Nugent (offensive line); Doug Nussmeier (offensive coordinator); T.J. Paganetti (run game coordinator); Ted Rath (director of sports performance); Jay Rodgers (edges); Peter Sirmon (linebackers); Brandon Staley (defensive coordinator); Joel Thomas (associate head coach/running backs); Scott Tolzien (quarterbacks); Kyle Valero (assistant wide receivers); Kyle Wilber (assistant special teams); Keith Williams (wide receivers); Brian Young (assistant defensive line)</div>							

<div></div> <div>SAINTS</div>		
0	Amadi, Ugo	DB
71	Banks Jr., Kelvin	T
97	Boyd, Khristian	DT
90	Bresee, Bryan	DT
98	Bullard, Jonathan	DE
26	Burgess, Terrell	S
56	Davis, Demario	LB
43	Davis, Michael	CB
30	Estime, Audric	RB
53	Ford, Jaylan	LB
79	Fortner, Luke	OL
75	Fuaga, Taliese	T
92	Godchaux, Davon	DT
96	Granderson, Carl	DE
7	Hill, Taysom	QB
31	Howden, Jordan	DB
34	Hull, Evan	RB
83	Johnson, Juwan	TE
94	Jordan, Cameron	DE
41	Kamara, Alvin	RB
32	Kroeger, Kai	P
4	McKinstry, Kool-Aid	CB
84	Mitchell-Paden, Zaire	TE
87	Moreau, Foster	TE
24	Neal, Devin	RB
12	Olave, Chris	WR
11	Pettis, Dante	WR
77	Radunz, Dillon	OL
2	Rattler, Spencer	QB
21	Reid, Justin	S
72	Richards, Asim	OL
95	Ridgeway III, John	DT
29	Riley, Quincy	CB
51	Ruiz, Cesar	C/G
58	Rumph II, Chris	DE
33	Sanker, Jonas	S
93	Shepherd, Nathan	DT
66	Sherman, William	G
6	Shough, Tyler	QB
68	Simpkins III, Torricelli	G
44	Stalbird, Isaiah	LB
88	Stoll, Jack	TE
28	Stutsman, Danny	LB
1	Taylor, Alontae	CB
15	Tipton, Mason	WR
74	Truss, Xavier	T/G
14	Vele, Devaughn	WR
20	Werner, Pete	LB
54	Williams, Jonah	DE
49	Wood, Zach	LS
25	Wright, Rejzohn	CB
27	Yiadom, Isaac	CB
99	Young, Chase	DE
<div>PRACTICE SQUAD</div>		
37	Beanan, Dalys	CB
85	Bell, Ronnie	WR
22	Bishop, Beanie	CB
35	Davison, Elliott	S
40	Diggs, Fadi	DE
3	Haener, Jake	QB
59	Izzard, Coziah	DT
73	Kilty, Easton	T
80	Matavao, Moliki	TE
38	Price, Jayden	CB
45	Sewell, Nephi	LB
39	Smyth, Charlie	K
89	Toure, Samori	WR
82	Welch, Treyton	TE
36	York, Cade	K
<div>INJURED RESERVE/PUP</div>		
23	Blackmon, Julian	S
91	Broughton, Vernon	DT
76	Clapp, Will	C/G
78	McCoy, Erik	C/G
16	Means, Bub	WR
5	Miller, Kendre	RB
85	Pline, Mason	TE
17	Palmer, Trey	WR
13	Polk, Ja'Lynn	WR
64	Saldiveri, Nick	OL
67	Young, Landon	T
*Designated for Return from IR		



SAINTS POSTGAME QUOTES 12-7-25

HEAD COACH KELLEN MOORE

Opening Statement

"Alright, fun game, fun battle. I thought just our guys' mindset and the way they prepared this week – obviously, when you've only won a couple games during the season there is a lot of adversity you face, and so for our guys to come out and have the energy and the physicality that they played with, I thought was a credit to our guys. They are a special group – a group that keeps playing and all three phases, I felt contributed to this game, back and forth. So, it was a really challenging game for both teams and so it was big for our guys to come away with a win."

(On the scramble touchdown by QB Tyler Shough)

"That was a big time play by Tyler [Shough]. [A] pass play on first down, trying to get ourselves an opportunity – they did a good job jamming the receivers so we kind of got caught up and it got a little messy on the backside. So, for him to scramble and make a play like that – it seemed like there are scrambles a lot of times on the touchdowns against these guys on film and lo and behold another one showed up."

(On changing things on the fly due to the weather conditions)

"[During the] second half for sure, the rain was substantial. It reached a point where it, obviously it was going to impact the game much more – first half was off and on. I thought it was good for us to get the first possession of the game, to have the ball right there, right before it rained because we knew the rain was coming quick. So, that was a big drive for us and then I thought our guys ran the football really well in that second half. I thought it was a good response by our guys, and the physicality showed up."

(On beating both teams that are tied for first in the NFC South division)

"Our guys have faced a lot of adversity this year. They've grown a lot as we've gone through this journey. So, for our guys to keep battling, keep giving ourselves opportunities like this – I think division games are important, no matter what. Every single year it's important, you play these guys multiple times every single year. There are going to be big battles in the future years too. So, every opportunity in the division game is huge."

(On how QB Tyler Shough played)

"I thought resiliency was awesome. [He had a] really good first drive for us. I thought we got stuck there for a while, much of the second quarter was a little lethargic there, and we weren't executing at a very high level. So, then for our guys to respond in the second half, certainly with the run game but then making plays when he had to. [He had] some big third downs. I thought [Devaughn] Vele and 'CO' (Chris Olave) made some big time third downs, Juwan [Johnson] made some third downs in there. It seemed like there were timely plays by those guys."

(On the stops on fourth down)

"Just [a] credit to our defense, big time. Fourth downs – big time, big time plays whether it's the run game or the pass game. [In the] run game [had] big time stops – 'Grando' (Carl Granderson) made the big tackle for loss. Kool-Aid [McKinstry] on the sideline, there is the



play where there is a catch, and he is physical at the catch point and makes it a bobbie catch. So, credit to our guys they made some big time plays."

(On his thoughts about RB Devin Neal)

"Devin [Neal] was awesome, really cool to see him go out there and play the way he did. Really lead that run game, the physicality he played with, the finish that he played with. Then even on the third downs – I thought the check down completion, he makes a play there and get a first down, that was huge in this game."

(On how physical the run game was in the second half)

"Yeah, just proud of our guys [and] the way they played. The resiliency, not everything is going to be perfect in a football game, you just keep battling, keep going through it. I thought that drive to start to start the second half was really really important for us and the way it was pretty much a run every time and they came off the ball and made some plays."

(On a game like this being important for the QB Tyler Shough's confidence)

"These are great opportunities for him to learn. You're going to play on the road, a really good opponent – this opponent is going to be battling all the way until the end. Then the weather, obviously, became a little bit of a factor so we had to face that. I thought his resiliency was really special."

(On if they considered challenging the fourth and short call)

"Yeah, it was a little bit of a tricky thing because initially we viewed it the way it came in – it looked like it was being reported as a first down, so we tried to go tempo. In the reverse scenario to try and make sure we can snap the football fast because it initially looked like it was a first down, then they pulled it back and it turned into fourth and one. Then we weren't able to get the replay there, so that was a little bit of a challenging situation for us. We weren't able to get it done."

(On the issue with the call)

"[We] assumed it was a first down, went tempo because obviously [it] felt like it was close either way, then it got pulled back to a fourth and short. We weren't able to get the camera just because we were already in tempo and so usually TV is going to go right to the live action in most scenarios. So, a little bit tricky."

(On the interception thrown by Tyler Shough)

"[They were] just not on the same page [Tyler Shough and Chris Olave]. Obviously, something for those two guys [to] work through. They can get it done."

(On winning this game)

"It's a good win for our guys, it's awesome. Again, for our guys to be battling, playing December football – still playing meaningful December football. Maybe in a little bit of a different way than you'd hope. Obviously, I think our guys are battling for each other, they're playing for each other, they want to win all these [games]. I thought just the way our guys responded for four quarters was really special."

(On celebrating in the endzone during the touchdown in the fourth quarter)

"I got down there pretty far, yeah."

(On any update for OL Asim Richards)

"We'll see, he has an ankle [injury]. He wasn't able to return, we'll get the update tomorrow."



(On the thought process behind the 34-yard rushing touchdown by QB Tyler Shough)
"The longer one was a read option play where we're using some motion to create some lead blockers for him. Used the play a couple [of] times, he pulled and he was – it was really a special run by him. I mean, for him to open up and run away from some people – it was really a big time play."

(On running similar plays)
"Similar, very similar. We used a few read option plays for him this game. [A] couple different variations but certainly showed up a number of times this game."

(On QB Tyler Shough's ability to run and if it helps open up plays)
"I think it's a big part, especially when you play (Head Coach) Todd [Bowles] and the way Tampa is going to play defense. He does a phenomenal job stopping the run. I can't remember how many times I feel like we've played Tampa and it's been really really brutal to try and run the football. So, big time credit to our guys. I thought Tyler [Shough] having that ability to run the football obviously played a factor into it. Big time plays by our guys."

(On four-minute offense)
"Yeah, the four-minute offense is obviously big - it's not all run game. There's going to be hard third downs in there – you've got to get conversions. I thought our guys did some really good stuff. We've got to bleed [it] down a little bit – obviously, we would have loved to have one more first down and finished things off the right way. But, credit to our defense – they responded really well and to get that fourth down stop was big time."

(On EDGE Carl Granderson)
"Yeah, big time. Two tackles for loss – game ball worthy. Big time plays. I thought our guys were relentless. Baker [Mayfield] made some big time plays on third down using his legs and I think that's the challenge when you play these guys is [that] Baker can make those extended plays and that showed up in the game. That was the challenge for our guys – our guys, just to keep battling, was cool."

QUARTERBACK TYLER SHOUGH

(On winning against a divisional opponent)
"This is why you play football, to come in here in the elements, with all your boys, with all your teammates, and we fought really hard. I was really proud of the O-line just kind of chugging along the whole way. It was a really good job in protection. The defense was making huge stops. I think we did a better job of being a little bit more complementary and I was just proud of all of our guys. It kind of took everybody, so it was just a lot of fun. That's the thing that kind of resonates with me right now – it was just a lot of fun, and I think it just shows kind of how we are as a team."

(On HC Kellen Moore's reaction in the locker room after the win)
"He was awesome. He was his usual self. What we love about him is he's the same dude win or [lose]. Obviously, it stings a lot more when you lose, but at the end of the day, you look back on how you can get better, how you can improve, and the same thing with a win. So, it was hard-fought, but a win is a win, and it's awesome being there with all the guys."



(On his go-ahead rushing touchdown)

"We were getting Taysom [Hill] on their linebacker for maybe a pylon wheel shot, and it kind of got all muddled up at the end, so I was just trying to get out of there and make a play. I just saw green grass and went for it. It was a really good job of just driving the whole way down the field getting down there. Stuff like that happens and I've got to go for it."

(On if he feels like making plays with his legs opens up opportunities for teammates)

"One hundred percent. I think any time we can be balanced throwing the ball [and] running it, as well, and then it opens up – they did a really good job. Devin [Neal] ran his butt off, and all those guys kind of came in and stepped-up big time, especially just because the grass was so beat up. Running in that was tough for those guys, and they were getting dirty yards and I was really proud of them. They played their butts off."

(On how it was playing in rainy conditions)

"You sank a few inches into the grass quite a bit, so it was pretty rough. It was part of it. That's why you do it, and everybody was prepared, so it was a lot of fun. There's no excuses. We got out there and we've got to drive the football."

(On leaning into run game in rainy conditions)

"Especially when it's pouring down like that, it's tough to hang onto the ball when you're throwing it like that, and especially when you're driving. They did a good job switching [the footballs] out when we could, but yeah, you've got to get those dirty yards and then throw it when you need to, and it's just part of it."

(On his growing confidence as a rookie quarterback)

"One hundred percent. Every single practice, every single week, I feel my confidence growing more and more – just the ability to go out there [and] put points on the board in any way we can, so there's a lot of plays that we can look at, and I can look at, and continue to continue to grow with, but we're just really proud of everybody, especially against a defense like that in those conditions to kind of turn out a win."

(On the impact of his running plays)

"My mindset is to get it done any way I can. That's why you play football. I'll kind of continue to look back, [see] how we can continue to grow as a team and an offense, but I think we all played well together, and that was a lot of fun."

(On capitalizing off the opening kick return from returner Mason Tipton)

"It was great. It was a great feeling just driving down the field, operating our game plan, playing fast, playing clean. And that was our whole message – whenever we were slowed up, we had the penalties, and I think it was self-inflicted wounds. We can look back, and it starts with me... clear communication, getting everybody lined up, getting everybody's feet set. We look back at it, and that's when we had those drives stall out. I was proud of how we came out of the gate hot and we've just got to continue to sustain that the whole game."

(On miscommunication with WR Chris Olave resulting in an interception)

"Yeah, I just thought he was going to keep going and convert it, but ultimately, it's my fault. We'll get to a better play and that's on me – just a miscommunication, and that's part of it, but I was really proud of him – all of those guys – running routes, staying friendly in some of their zones, winning versus man [coverage]. He did a great job all game and we'll kind of continue to develop that chemistry. Ultimately, it's on me."



(On his 34-yard run resulting in the touchdown)

"We ran it previously in the game and tried to circle it, with Juwan [Johnson] wrapped around. I knew if we got that look again and there was a seam [that] I was going to try and hit it, so I just kind of blacked out at that point, to be honest."

(On the defense getting the final stop to end the game)

"It was huge. That's the worst feeling as an offense when you have a game in your hands like that, and you can run it out. We knew what we were doing. I thought (Devaughn) Vele was open. It kind of got tipped, and it was an awkward play. Looking back, if it's close at all, you could just slide there and run the clock out as much as we could, so it's a tough bang-bang, play, but I think it just kind of shows the resiliency of our defense. Their mindset it's unbelievable. They're showing up. They're on the field way too much, so they stepped up big at the end."

(On if beating the two teams vying for the NFC South division title gives the team a sense of confidence that they're close to competing with their division rivals again despite being eliminated from the playoffs for this season)

"The thing I'm learning every single week playing in the NFL is it's anybody's game – it doesn't matter the record, it doesn't matter who you're going against. These are going to be some of the greatest guys you've ever played against on their defense and they've got a really great scheme, so we've got to be prepared for the challenge. That's my mindset. We can beat anybody. Whenever we're stalling out, we're beating ourselves. I think that's why you play the game. Knowing just how close we had been on some of those losses – now we can kind of flip it on its head and keep producing those big plays and get those wins."

(On the performance by RB Devin Neal)

"He's one of the best running backs I've ever played with just from a mindset standpoint with his knowledge of the game – protections, running the football, getting north and south. He's such a great pass catcher, as well, so I think he's just like an all-down back, and obviously, I'm really close with him off the field so I have complete trust in him. We were talking to each other all game like, 'Hey, we're going to win this thing. Me and you, let's put it on our backs and go out and win it. Talking to the O-line – let's put those drives together.' It was just a lot of fun and I'm really proud of him."

(On if it means anything to get to showcase his abilities during his rookie season)

"I really care about what the guys in the locker room think of me, and my coaches. So, for me, I want to instill that belief that we can win every single game because we can. However we can get it done, I just love playing football... I said it last week – this is why you do it. There are going to be highs and lows with everything, but for me, it was just a great win to be able to go out there with all of the guys."

(On if his objectives for his rookie season are just to go out and win)

"Yeah, that's our goal every week. We've got to go out there – and we know what we can put together as a team – and just keep getting better. Keep getting better and the wins are going to happen."

DEFENSIVE END CAMERON JORDAN



(On the team's five fourth-down stops)

"Whatever it takes to win – is that what it was? I love that for us. Whatever it takes to win. I've been saying all year – we know that it has to be on defense, but also, our offense showed up today in a big way. What did they score – three touchdowns? We will take it – I love that we came out of here with a win."

(On if each fourth down stop feels like it could determine the outcome)

"Of course – everything is on the line. That's what gets players excited. When you're on defense, you're like, 'Man, put it on me, put it on us.' You see Carl [Granderson] make a tackle, you see 'Shep' (Nathan Shepard), you see [Davon] Godchaux, you see Jonathan Bullard, you see Bryan Bresee doing what he's supposed to do upfront so others can come off the edge and do what they're supposed to. It takes a team effort. You see Pete Werner coming down hill. Shoot, I thought 'Double D' (Demario Davis) had that last little third-and-1 [or] fourth-and-1 or whatever it was. I was like, 'I know he got that.' He came up like he knew he had it because that's just the way they were in flow. I wish I would have gotten the interception, though. I tipped it and I just didn't see it... I felt it before I saw it."

(On the team's ability to stop the run in the last matchup, and if that deterred the Buccaneers from running inside)

"Partly based on the last game – we knew we were advantageous towards our rush, as well. I said at the beginning of the week that Baker Mayfield was getting the ball off as fast as he's ever been. Call it a shoulder injury? I don't see it. So, barring that, he is playing at an extremely high level. It's up to us to make him uncomfortable. Even the hits, you saw how resilient he was and able to get some yards. But, we knew we could stop them over the middle – we knew we could have our way on the edge as far as pass rush. We just had to put the game plan together – I think it came out almost good. I say almost good because he had two or three escapes – one explosive, and you want to eliminate those from the game plan."

RUNNING BACK DEVIN NEAL

(On the connection he has with QB Tyler Shough)

"We kind of just play off each other in a weird way. Like we have that connection, especially off the field. I think that helps on the field as well. I remember saying to him and a bunch of the other offensive guys, 'It starts and ends with us.' I think coming out of that half, it was big for us to get the ground game running, and I think we did that. I think it's going to come down to who can do it the best, especially with the elements [being] what they were. So, it was really cool to see how we were staying ahead of sticks, being efficient, and just playing, winning football."

(On QB Tyler Shough's mobility and if that opens up running lanes for others)

"I think it could be a part of it. I'm not 100% sure, but I just think him as a player – he's very versatile. And everyone kind of counts out his wheels, but he takes two – whatever it was – 20-plus-yard touchdowns. And that's another part of his game that's very underrated, and that people are, I think, hopefully, they're starting to notice that. He deserves to be in this league. He deserves to be a starter. He deserves to get all the recognition that he deserves because he's a really well-built quarterback, and he's really good in this league, and you can just see him keep growing with more confidence and taking over the team, taking over the huddle. And those are things you want to see out of your quarterback. So, it's been really



cool to watch [him] continue to develop. And there's still things we've got to clean up, and we know we got to be better, but there was no better feeling than coming to the locker room and winning this game today."

(On the emphasis that's put on a quarterback to make plays in the fourth quarter)

"Yeah, not necessarily over emphasized. But I think there's another [level of] confidence there, that when the defense makes a pivotal stop, that they have the confidence that our offense is well ran, and that we're going to be efficient, that we're going to do the right thing, and we're going to stay ahead of sticks and ultimately win the game for the team. I just think that just continues to build on the confidence of the entire team, and that's why we're in this position now to where we can continue to fight, continue to battle, and hopefully continue to win down the road."

(On what he was thinking on the third down conversion prior to the game-winning touchdown)

"[To] make a play, honestly. Make a play [and] get the first down because I knew how big that moment was in the game. And I'm just glad Tyler [Shough] saw me in time – had enough trust in me. And that's another thing I said earlier, is our connection. He just has a natural feel. It's like the pockets collapsing, let me dump it down to my running back, and let's just make a play – whatever happens, happens. And I'm glad he trusts me in that situation. And, ultimately, I was glad I was able to make a play for the team in a very pivotal moment."

(On if he has to adjust his run-style due to weather conditions)

"I wasn't really slipping and sliding, per se, but the one thing that's obviously the most important is ball security. It's wet, especially a team like that who has two-plus guys that have multiple forced fumbles throughout their career – some of the best to do it in the league. So, it was definitely a focus for us. We're talking about it each time we're going on the field. Ball security. Ball security. And, yeah, that's the one thing you definitely have to focus on, even more than normal."

CORNERBACK ALONTAE TAYLOR

(On getting important defensive stops on fourth downs)

"I think coming into it, we just knew that they were going to be aggressive. With those fourth-down plays, we were expecting them to go for them. So I think Coach Staley came up with the right game plan throughout the week, we communicated on the back end and throughout the whole defense, and were able to get the stops. I think we've kind of been doing that all year. Every now and then, we might lose one here or there, but I think we've done really well with getting stops."

(On his interception)

"Coach Staley making a really good call, seeing the formation and you know just play makers going to make plays and just jumped the route, knew what it was, saw it and just went for it."

(On their plan going into the last few minutes of the game with the lead)

"Man, just play sound defense. Nobody has to do anything special, put our eyes in the right place, and do our job. I told the guys that if we did that, we'll be fine, and that's what we did – flew around, everybody had their eyes in the right place, and we could've ended it there with the pick, but just getting us another down and another chance was what we were looking for."



(On Kool-Aid McKinstry's fourth down play breaking up a pass intended for Chris Godwin)
"Oh my goodness, I went up to him and told him, 'Man, I don't think you realize how big a play that was. You know, because some guys in that situation would be like Oh man, he caught the ball, first down, but he came up and finished him to the ground and gave our offense the ball in a really good situation, spot, and those guys got to do something with that. So I just told him, 'Bro, that play was huge, to me that's just as big as an interception,' and I think he started to realize that it is a big play. But Kool-Aid has been making plays all year long, so I'm super excited for him, and his growth is going into a good place."

(On how the win felt)

"Yeah, we had a blast. I kept telling the boys in the huddle, it's like being a kid again, out there in the rain. A lot of people will say that we don't have anything to play for, but I think we do. I know within this defense, we're still trying to be a top ten defense, and we're right there, so we got out there every single play just trying to earn our respect. I think that's what we're doing, and the other side of the ball, they did well today. Tyler [Tyler Shough] is running the ball really well, Devin [Devin Neal] is running the ball really well, offensive linemen blocking, guys are finding ways to get open, and Tyler just keeping his eyes down the field. Tight ends catching the ball, I think we did a really good job, especially with that kickoff at the beginning of the game with Tipton [Mason Tipton] running the ball. I think we just played complementary football today. I think all three levels played well."



BUCCANEERS POSTGAME QUOTES 12-7-25

HEAD COACH TODD BOWLES

(On if struggling to convert on fourth down aided to the loss against the New Orleans Saints)
"It was part of it. We couldn't get a fourth-down play. We couldn't make a fourth-down play and that's disheartening."

(On why Tyler Shough was able to run effectively)
"We misfit quite a few things. We were fine in the first half, we misfit some things in the second half and that can't continue."

(On what the explanation is to losing to a 2-10 team)
"It's a division game; they always play us tough. I said that all week. We don't look at records, we play division games -- they know us and we know them. We had plenty of chances to make plays -- coaching-wise, offensively, defensively and special teams; definitely player-wise, offensive, defense and special teams. We had situations come up where we didn't make any plays, we could've made better calls, there's a myriad of things that could've happened that we lost this ball game. [It] doesn't matter if this team was 12-0 or 0-12, it's the NFL, you [have] to show up and play and make plays or the other team is going to beat you. Our biggest thing is: we can't let one loss turn into two, because we [have] to turn around and play Thursday, and we [have] to come to work tomorrow -- as bitter taste as this is and it's very bitter for me and everybody else, we [have] to turn around tomorrow [and] not let one loss turn into two."

(On WR Emeka Egbuka dropping a few balls recently)
"It's tough, it's a concentration thing. Obviously, it's a wet ball going out there, but we [have] to come down with those catches. Those are some plays we have to make and we know he can make them."

(On if the wet conditions affected the team's performance in Sunday's contest)
"No, both teams played in it. It was backyard brawl, we knew it was going to rain. We practiced [with a] wet ball, we knew it was going to be a rainy day and you [have] to make plays."

(On which days they practiced with wet balls leading up to the game)
"[We] practiced it for two days -- Wednesday and Thursday and saw it Friday. That's a normal thing for us."

(On the difficulty playing defense after the first kick return for the Saints going for 54-yards to Tampa Bay's 45-yard line)
"The very first drive when they get it on the plus-44, that's hard to do. [We] can't have that. We got a few new guys there, we may need a few more."

(On if tackling was an issue on defense)
"No, it was misfitting and overrunning a few plays and that can't happen. Those were routine plays that we overran; it wasn't the tackling; it was that we overran the short passes and then we misfit on the outside run when the quarterback got his play."



(On how he is looking to improve the run defense going forward)

"It's like we just talked about, we misfit two runs and they were two long runs. Tyler [Shough] got the run for the touchdown, and [Devin] Neal got the run down the sideline, and we didn't have anybody outside on Neal's run and Shough's we misfit. [We] can't do that, it cannot happen to be a consistently good run defense -- it's happened too many times."

(On if OLB Chris Braswell Jr. was supposed to set the edge on RB Devin Neal's 21-yard run)

"No, that wasn't him. He could have seen it better and played it..."

(On if the offensive line changes throughout the game had an impact on the running game)

"I thought we got it going a little bit in the second half. Those guys have played; that's kind of the theme for this year. We've play with injured guys and those guys got some depth, but we expect to go in there and perform when we put them in there. I'll watch the tape, I thought we had some effective runs in the second half, probably not enough, but we'll look at the tape and evaluate it."

QUARTERBACK BAKER MAYFIELD

(On the loss)

"It sucks. It felt like we just gave it away or didn't make the plays to win it. There [were] too many mistakes, and conditions aren't an excuse, because they had to play in them too. So, none of that matters – it's just a matter of making the plays, plays that guys have made a bunch of times. Yeah, [we've] just got to execute."

(On if the lack of fourth-down success was critical to the outcome of the game)

"Absolutely – [we've] got to be able to get a yard in those short yardage-situations. Sometimes it's mentality, and you know, they're going to have a free hitter on some of those, and we're going to have to make them miss or want it more. We've just got to execute in those critical situations."

(On the final offensive play to TE Cade Otton that was stopped just short of a first down)

"Yeah, we got a choice route to Chris [Godwin]. They did a good job covering it up – having to progress back to Cade. I've just got to give him a higher ball instead of him having to, obviously, lunge forward to catch it and not be able to drop step to get the yardage to gain. Just yeah, a tough situation, but it comes back to the early downs in the two-minute drive. You've got to get it started, [and] you've got to put the defense on their heels to where we're not huddling up every time."

(On if the wet conditions affected the passing game)

"We were throwing it fine. It's just a matter of executing it."

(On what he says to WR Emeka Egbuka following a dropped touchdown pass and a few dropped passes over the last couple of weeks)

"Mek (Emeka) is a professional. Obviously, he's going to beat himself up about that. Afterwards I went up to him and told him, 'The ball is going to find you again in this two-minute drive when we get it back, so we're gonna need you.' It's just the nature of the game. Telling people to catch the ball doesn't do anything. They're not trying to drop it, so I just [told] him to pick his head up. Stuff happens – we've gotta move forward [and] gotta play the next play."



(On how to avoid getting frustrated in a tough stretch like this that the team is in)
"We should be frustrated about this loss. We should take it out on Thursday night."

(On what to work on during the upcoming short week of practice)
"Short weeks are about executing the little things, [the] fundamentals. It's not like you have a full week to game plan, to scheme a lot of things up, so it's about who does their job the best on your bread-and-butter stuff, and you've just got to execute. All the little details really, really matter on a Thursday. Some of the smallest game plans, when they're executed really well on Thursday night, you have the biggest production. So that's what we're going to look for."

(On the play of the offensive line's performance despite the injuries)
"Chukes (Benjamin Chukwuma), I thought, did a hell of a job. [Those were] his first snaps in the NFL, so I thought he did a really, really good job. Those guys got him ready. Yeah, it stinks losing Ben [Bredeson] with the leader he is in that room up front, but 'Big Mike' (Michael Jordan) came in and played well, just as we've seen him do before. The guys ran the ball. Obviously, the conditions dictated a lot of those run plays, but they ran the ball well. We just didn't, as a skill group, make the plays that we needed to in the pass game when we needed to."

(On if the Buccaneers should have an advantage in the rainy conditions)
"Advantage – [it's] whatever you want to look at – both teams have to play in it. I've thrown in rainy games [with] wet balls – you do it all the time. You practice with a wet ball. It's just a matter of putting more touch on the ball, letting guys run under it and going from there. You've got to lead them a lot more and trust they're going to be in the right spots."

(On team's focus before the game)
"Yeah, I thought the focus was there. It's just a matter of not doing the job when it came to crunch time and critical moments, especially on offense."

TACKLE BENJAMIN CHUKWUMA

(On making his first career NFL start)
"It is crazy. Charlie [Heck and] all these guys who have stepped up for an injured player – I take good motivation from them because it's crazy for them to, in one snap, [be] able to go in and play, so I take a lot of motivation from them. That's the way I was able to stay ready today because of all the motivation they have [given] me. Every player was saying, 'Ben, you got this. It's just like preseason. It's just like practice – you've got this.' I feel like everybody showed me love and I was able to play fast and strong."

(On how he felt he played today)
"I did pretty [well]. Yeah, my first ever NFL start – this is my first time going against all these elite players, so I feel like I held my [own] well."

(On how much tackles Tristan Wirfs and Charlie Heck helped him to prepare for this game)
"Charlie, from the first Falcons game when he stepped up for Luke [Goedeke], I feel like he just rewired my mind because he did that. He was able to step up for a player that got hurt, so that motivated me more to keep going. Tristan [Wirfs] was by my side, and he said, 'Ben, any



questions you have, come ask me. Anything you want to learn, come ask me. Anything you find difficult, come ask me.' So, Tristan and Charlie were able to be there for me."

(On the mindset going forward)

"Just pick up on the mistakes we made and get better."

(On how his first ever NFL start felt and what it meant to him)

"Yeah, it means a lot. Like I was telling Tristan [Wirfs], two years ago I played my first ever football game, and today I'm starting an NFL game, so it's crazy. I feel like I'm in a dream."

WIDE RECEIVER EMEKA EGBUKA

(On the loss against the New Orleans Saints)

"[We] didn't execute. When you don't do that, it's hard to win, no matter who you're playing."

(On his dropped ball in the endzone)

"It's a huge honor to play for this team and be part of this brotherhood. I can't help but feel like I let them down today. I'm on this team for one reason and it's to catch the ball and I didn't."

(On the rainy conditions during the game)

"It's the same probably from the other people that you interviewed -- it's the same for all of us, so it's no excuse."

(On the season coming down to the wire in the division and what they are focusing on for the upcoming schedule)

"We [have] to take it day-by-day. We [have] a game coming up on Thursday, so we [have] to do our best to flush this one as fast as we can and continue to win out, that's always the goal. We're going to have to put in the work, put in the extra hours, and see to it that our goals are met."

WIDE RECEIVER CHRIS GODWIN

(On his thoughts on the game)

"I think we didn't play [well] enough top to bottom -- [on] any side of the ball to win. They came and they played better than we did a large portion of the game. We just [have] to be better as a team."

(On staying together as a team coming to the end of the season)

"We just [have] to go to work. We [have] to go back to work -- we [have] to put the work in to fix the mistakes that we made. But more importantly we just [have] to stay together, we have a bunch of great guys in here -- talented guys, experienced guys. But we just have to come together and figure out exactly what went wrong and to correct it."

(On the game feeling 'disjointed')

"I don't disagree that it feels disjointed. I can't quite put my finger on exactly why. I feel like if we could then it would probably be easier to fix it, right? But again, one thing [that] I know is that we can't miss the work, right? You can't just look at this and go, 'Oh, it's whatever.' It's not whatever. We have to correct it if we want to make a run at this thing. We [have] to get it together [and] get it done fast."



(On the rain during the game)

"I mean, it's not an excuse – they were playing in the same weather that we were, and they found a way to get a victory. So, the weather doesn't matter to us. We have to go out and figure out ways to make plays in those incontrollable."

-BUCCANEERS-



POSTGAME NOTES & QUOTES

NEW ORLEANS SAINTS

NEW ORLEANS SAINTS AT TAMPA BAY BUCCANEERS SUNDAY, DEC. 7, 2025 • RAYMOND JAMES STADIUM SAINTS POSTGAME NOTES

- The Saints defeated the Buccaneers 24-20 on Sunday, improving their 2025 record to 3-10 and 41-27 all-time against the Buccaneers in the regular season. They return to action on Sunday when they host the Carolina Panthers at the Caesars Superdome at 3:25 p.m. CT. The contest will be regionally televised on FOX (broadcast locally on WVUE FOX 8).
- New Orleans snapped the Buccaneers three-game winning streak in the series, tied the season series up at 1-1 and brought the Saints divisional record to 2-2.
- The victory also gives them a 20-11 record in the series in games played in Tampa Bay and a 16-9 record for games played in Raymond James Stadium.
- QB **Tyler Shough** finished 13-of-20 for 144 yards through the air with one interception to go with seven carries for 55 yards rushing and two touchdowns on the ground, including a career-long 34-yard rush for a score. Shough executed the first fourth quarter game-winning drive of his career, when with the score tied 17-17, he drove New Orleans down the field 53 yards on nine plays, ending with a 13-yard rushing touchdown. In addition to the rushing touchdown, Shough completed three-of-four passes for 36 yards.
- It was the first time a Saints rookie QB rushed for two touchdowns since Archie Manning on 10/17/71 vs. Dallas and the second time overall. The 55 yards rushing are also the most in franchise history by a rookie QB.
- Rookie RB **Devin Neal** added 19 carries for 70 yards and his first career touchdown to go along with one grab for 14 yards.
- With Neal and Shough accounting for 125 yards rushing and three touchdowns, it was the highest rushing total by a Saints rookie group since RBs Alvin Kamara and Trey Edmunds accounted for 154 yards rushing and two touchdowns at Buffalo on 11/12/17.
- TE **Juwan Johnson** posted four receptions for 38 yards.
- TE **Foster Moreau** added one catch for 16 yards. It was his 150th reception of his career.
- WR **Chris Olave** recorded three grabs for 30 yards.
- WR **Devaughn Vele** added three receptions for 40 yards including two key third down receptions late in the fourth quarter.
- The Saints defense surrendered only 301 total net yards, including 122 net passing yards and forced Tampa Bay in three-of-13 on third down and two-of-seven on fourth down, forcing them off the field in five fourth down attempts.

- LB **Demario Davis** totaled seven stops (four solo)
- LB **Pete Werner** posted three tackles and his fifth pass defense of the season, setting a new career-high.
- CB **Alontae Taylor** added two stops, two pass breakups and his second interception of the season for the Black and Gold.
- CB **Kool-Aid McKinstry** led the Saints defense with seven tackles (six solo) and his tenth pass breakup of the season, extending his career-high.
- DE **Carl Granderson** recorded six stops (four solo), two tackles for loss and a pass defense.
- DT **Nathan Shepherd** had five tackles (three solo) and two quarterback hits.
- DE **Cameron Jordan** added a tackle and pass defense. Including postseason contests, Jordan played in his 250th career game on Sunday, surpassing Ted Washington and Chris Doleman for eighth all-time in NFL history among defensive linemen.
- LS **Zach Wood** played in his 145th game on Sunday, moving into 17th all-time in Saints history.
- On special teams, WR **Mason Tipton** returned the opening kickoff 54 yards to set up a short field and six-play, 45-yard touchdown drive to open up the contest.
- Five Saints draft picks from the 2025 NFL Draft started today's game, including Shough, Neal, LT **Kelvin Banks Jr.**, CB **Quincy Riley** and S **Jonas Sanker**.