

SAINTS '90



RECORD & FACT BOOK

GTE salutes the New Orleans Saints™



Last year, we participated in more games than any other team in the NFL. And as the official telecommunications consultant to the NFL, 7 NFL teams, the Pro Bowl and Super Bowls XX-XXIV, we plan to participate in even more games this year.

What it all means is this: It's not just communications we offer, it's solutions.



NEW ORLEANS SAINTS 1990 SCHEDULE

PRESEASON

Date	Opponent	New Orleans Kickoff Time
Aug. 5 (Sun.)	Los Angeles Raiders (NBC) (London, England)	Noon
Aug. 11 (Sat.)	at Minnesota Vikings (WWL-TV)	7 p.m.
Aug. 18 (Sat.)	Green Bay Packers (WWL-TV) (Madison, Wisconsin)	1 p.m.
AUG. 25 (SAT.)	BUFFALO BILLS (WWL-TV)	7 P.M.
AUG. 31 (FRI.)	INDIANAPOLIS COLTS (WWL-TV)	7 P.M.

REGULAR SEASON*

SEPT. 10 (MON.)	SAN FRANCISCO 49ERS (ABC)	8 P.M.
Sept. 16	at Minnesota Vikings (CBS)	3 p.m.
SEPT. 23	PHOENIX CARDINALS (CBS)	NOON
Sept. 30	OPEN	
Oct. 7	at Atlanta Falcons (CBS)	Noon
OCT. 14	CLEVELAND BROWNS (NBC)	NOON
Oct. 21	at Houston Oilers (CBS)	Noon
OCT. 28	DETROIT LIONS (CBS)	NOON
Nov. 4	at Cincinnati Bengals (CBS)	Noon
NOV. 11	TAMPA BAY BUCCANEERS (CBS)	NOON
Nov. 18	at Washington Redskins (CBS)	Noon
NOV. 25	ATLANTA FALCONS (CBS)	NOON
Dec. 2	at Dallas Cowboys (CBS)	3 p.m.
Dec. 9	at Los Angeles Rams (CBS)	3 p.m.
DEC. 16	PITTSBURGH STEELERS (NBC)	NOON
Dec. 23	at San Francisco 49ers (CBS)	3 p.m.
DEC. 31 (MON.)	LOS ANGELES RAMS (ABC)	7 P.M.

Home games in CAPS

*Regular season Sunday games unless otherwise noted.

All games broadcast on WWL-Radio (890 AM)

CONTENTS

ALUMNI	139-142	Leaders, All-Time	148-150
BIOGRAPHIES		Leaders by Years	143-147
Administration	21-24	On Monday Night	154
Coaching Staff	11-16	Overtime	51
Executives	10-11	Saints Individual	157-161
Head Coach	8-9	Saints Team	162-170
Other Saints, 1990	95-98	Series Records	116-121
Owner/General Partner	4-5	Two-Team Records	171
President/General Manager	6-7	RESULTS	
Rookies (Draft Choices)	80-88	All-Time	129-132
Scouting	16-18	Preseason	133
Training & Equipment Staff	19-21	Pro Bowl	150
Veteran Players	26-79	1989 Postseason	173
DATEBOOK	181	RETIRED NUMBERS	10
DEPTH CHART	90	REVIEW OF 1989	99-106
DIRECTORY	3	ROSTERS	
DRAFT HISTORY	135-138	First-Year	93
HISTORY	122-128	Numerical	93
HOTELS	171	Veterans	92
HOW SAINTS ARE BUILT	89	RULE CHANGES, 1990	184
LAST TIME	88	SCHEDULES	
LONGEST PLAYS, 1989	98	1990 Postseason	113
MEDIA INFORMATION	183	NFL Preseason	176
NFL STANDINGS, 1989	173	NFL Regular Season	177-179
OPPONENT INFORMATION	109-113	STANDINGS, ALL-TIME	134
PRESEASON TELECASTS	14	STATISTICS	
PRO BOWL SAINTS	181	1989 Game-by-Game	114-115
PRONUNCIATION GUIDE	179	1989 Individual	107
RADIO NETWORK	Back Cover	1989 Team	107-108
RECORDS		TICKET INFORMATION	180
Attendance	155-156	TIE BREAKERS	174
Big Days	151-153	TRAINING CAMP	2
'Consecutive' Records	154	History	16
Head Coaches	182	UNIFORM CHANGES	182

SAINTS TRAIN AT WISCONSIN-LA CROSSE

For the third consecutive summer, the Saints will travel north to La Crosse, Wisconsin to hold their training camp.

The facilities at the University of Wisconsin-La Crosse will be utilized from July 17-August 23.

The mailing address for the Saints training camp is: New Orleans Saints, c/o University of Wisconsin-La Crosse, P.O. Box 3028, La Crosse, Wisconsin 54601.

CAMP PHONE NUMBERS

Office: (608) 789-4550

Media Relations: (608) 789-4556

Recorded News Messages: (608) 789-4575

SAINTS DIRECTORY

OWNER/GENERAL PARTNER Tom Benson

ADMINISTRATION

President/General Manager	Jim Finks
Vice President of Administration	Jim Miller
Director of Player Personnel	Bill Kuharich
Assistant to the Player Personnel Director	Austin Dejan
Business Manager/Controller	Bruce Broussard
Assistant Controller	Charleen Sharpe
Data Processing Manager	Jay Romig
Director of Marketing	Greg Suit
Assistant Director of Marketing	Bill Ferrante
Marketing Assistant	Sylvia Alfortish
Director of Media Relations	Rusty Kasmiersky
Assistant Director of Media Relations	Neal Gulkis
Director of Travel/Entertainment/Special Projects	Barra L. Bircher
Ticket Manager	Sandy King
Ticket Office Supervisor	Judy Chavis

COACHING AND PLAYER PERSONNEL STAFF

Head Coach	Jim Mora
Offensive Coordinator/Quarterbacks	Carl Smith
Running Backs	Jim Skipper
Receivers	Steve Walters
Tight Ends/Special Teams	Joe Marciano
Offensive Line	Paul Boudreau
Defensive Coordinator/Inside Linebackers	Steve Sidwell
Outside Linebackers	Vic Fangio
Defensive Line	John Pease
Defensive Secondary	Dom Capers
Strength and Conditioning	Russell Paternostro
Personnel Scout	Bill Baker
Personnel Scout	Hamp Cook
Personnel Scout	Hokie Gajan
Personnel Scout	Tom Marino
Personnel Scout	Carmen Piccone
Director of Videotape	Albert Aucoin
Assistant Director of Videotape	Brian Badzinski
Trainer	Dean Kleinschmidt
Assistant Trainer/Director of Rehabilitation	Kevin Mangum
Equipment Manager	Dan Simmons
Assistant Equipment Manager	Glennon (Silky) Powell
Grounds Superintendent	Lester Vallet, Jr.
Team Physicians	Charles L. Brown, Ken Saer, Terry Hagib, Lee Moss
Team Dentist	King McGoey

Tickets: 1500 Poydras Street
New Orleans, LA 70112
(504) 522-2600

Football Office: 6928 Saints Drive
Metairie, LA 70003
(504) 733-0255
(504) 733-6147 (Media Relations)

gameday

TOM BENSON

Owner/General Partner



History's great men have been specialists in their fields. Like so many before him, Tom Benson is also a specialist.

He specializes in success.

Benson is the man that succeeded in saving the Saints for the city of New Orleans, and has set forth to make it the benchmark organization in the National Football League.

The year is 1985. Benson is busy managing his conglomerate of automobile dealerships, banks, and real estate

holdings. His hands are full. But, in his hometown, there is noise that the city's football team is for sale. And if sold, it could be transported out of the city to another site.

One more challenge for Tom Benson.

Working feverishly through several long months, Benson built a coalition of investors and partners in a long-shot attempt to purchase the Saints. Negotiating from a subordinate position, the Benson group came to the forefront quickly. In a crowded bank boardroom on May 31, 1985, ownership of the Saints was transferred to Benson and his partners in an exchange for \$70.204 million. And, like so many before, the biggest challenge in Benson's business life was successfully completed.

Without Benson's acquisition of the team, there is little doubt that the Saints would have been supplanted to another area.

But the purchase was not the final move for Benson. His next monumental task was to take the Saints to a level of competition with the NFL's best.

One of Benson's rules of thumb in the operation of a successful business venture is to acquire quality people, assign them a task, and let them perform.

To that end, he located Jim Finks for the management of the team. A lifelong football man, Finks had directed the fortunes of two other teams, the Minnesota Vikings and Chicago Bears, to the pinnacle of the NFL.

In Benson's five years at the top of the Saints organization, the team has achieved a number of firsts, including the team's first winning season and initial playoff appearance. Since 1986, the Saints have won over 60 percent of their games compared with 30 percent before Benson's arrival. New Orleans has posted an unprecedented three consecutive winning seasons, and has won more games (31) in those three seasons than 26 of the 27 other NFL teams.

His peers have rapidly become aware of his ability as a businessman. Despite his short tenure among the fraternity of NFL owners, Benson was named chairman of the league's most focal and influential

group, the NFL Finance Committee. He also serves on the Broadcast Committee and the Expansion Committee.

Benson was born in New Orleans in 1927 and grew up on the edge of the city's sprawling 9th Ward. He was educated at St. Aloysius High School (now Brother Martin) and Loyola University. As a youngster, he played sandlot football at St. Roch park and earned spending money delivering the Times Picayune newspaper.

After studying business and accounting at Loyola, the young Benson went to work as a bookkeeper for the Cathey Chevrolet Co. in New Orleans in 1948.

By 1956, at age 29, Benson was on his way to San Antonio, Texas to manage a Chevrolet dealership as a junior partner. Six years later he took full control of the dealership and established the Tom Benson Chevrolet Co. That acquisition, combined with Benson's confidence and determination, spawned what is today the Benson Automotive World, a multi-dealership organization based in New Orleans with outlets in San Antonio, Corpus Christi, and Kerrville, Texas. He also serves on several advisory boards of General Motors Corp.

Appreciative of the fact that New Orleans, its schools, business community and people gave him his start, Benson and his brothers, Jerome and Larry, established the Free Enterprise resource Center at Brother Martin High School in honor of their parents, Tom Sr. and Carmen. He has also endowed chairs in free enterprise at St. Mary's University, and banking at Incarnate Word College.

He serves his college alma mater on the President's Council of Loyola University.

Benson has received many honors for his community involvement, a few of which are: American Tradition Award from the B'nai Brith Foundation of the United States; Rev. Jacques E. Yenni Award for Community Service from Loyola University; N.A.D.A. Northwood Institute Award for Outstanding Service to Education; Brotherhood Award of the National Conference of Christians and Jews; Order of St. Louis Medallion for dedication to church from the Archdiocese of New Orleans; 1986 Brother Martin High School Alumnus of the Year; Honorary Doctor of Science and Business from Cleary College, Ypsilanti (Mich.), 1986; Honorary Doctor of Humane Letters from Loyola University, 1987; and Honorary Doctor of Laws from Northwood Institute in Dallas, 1989.

He is one of four children and the grandnephew of the late Herbert Benson, a local architect who helped design Tulane Stadium and was one of the founders of the annual Sugar Bowl football game.

In addition to his home in New Orleans, Benson also has a 2,200-acre ranch near that of the late president Lyndon Johnson where he maintains a stable of race horses that carry his black and gold colors to several Louisiana tracks. Part of the ranch is a game preserve, a refuge for exotic deer, antelope, and other species. He has also developed a prestigious herd of Angus cattle.

Benson and his wife, the former Grace Trudeau of New Orleans, share a family of six children; Rene LeBlanc, Tootsie Benson, Donn Walker, Susan Walker, Rick Walker, and Mimi Walker.

JIM FINKS

President/General Manager



Success has followed Jim Finks at every one of his stops in the sports world. And now, in New Orleans, Finks has again changed the fortunes of a franchise in need of change.

Prior to 1986, New Orleans had never had a winning season, and had won barely more than three of every ten games. But since Finks' arrival that year, the Saints have won over 60 percent of their regular season games and currently have a streak of three consecutive winning seasons. Since 1987, only one NFL

team has posted more victories than New Orleans (31).

Finks was named president/general manager of the Saints January 14, 1986, bringing with him a portfolio of success as a player, coach, scout and administrator that had spanned 37 years in sports.

With Finks' history in the NFL, the Saints have reason for optimism. While under his command, the Minnesota Vikings made two Super Bowl appearances, and two more just after his departure. Following his construction project in Chicago, the Bears captured a world championship following the 1985 season.

Finks' formula for success is not exclusive to football. While as president of baseball's Chicago Cubs in 1984, he led the organization to their first NL East pennant in modern times.

During a ten-year association with Minnesota, Finks brought the NFC Central team to the top of the professional game. He joined the Vikings in 1964 as general manager, and added the title of vice president in 1969, and executive vice president in 1973. In 1967, Finks hired then-unknown Bud Grant as head coach. What followed was a string of five NFC Central crowns and two Super Bowl appearances (Jan. 1970 and 1974), and six more division titles in the years following his departure (1974-78, 1980). In his final four seasons (1970-73), the Vikings tallied 47 victories. Following the team's second Super Bowl appearance, Finks resigned.

Just days before the 1974 season opener, Finks was named executive vice president, general manager and chief operating officer of the Chicago Bears.

Also a member of the NFC's Central division, the Bears situation was much like that which he found upon his arrival at Minnesota, a franchise with few accomplishments over the previous several seasons. But by 1977, Chicago was again in the playoffs, the first postseason appearance since their NFL championship season of 1963.

Through the late 1970s and early '80s, Finks set about the construction of one of the NFL's most dominating teams. Before his departure in

1983, Finks would acquire 19 of the 22 starters for a Bears team that compiled a 15-1 record in 1985 and crushed New England 46-10 in Super Bowl XX.

Finks' expertise has been consistently tapped by the National Football League. In 1968, he served on the first NFL negotiating committee that met with the players' association. After leaving the Vikings, he served fulltime with the NFL Management Council until his appointment with the Bears.

In 1989, Finks was a leading candidate for appointment to the league's highest office — that of NFL commissioner.

Currently, he serves the NFL as the chairman of the competition committee, the advisory board for all competitive matters, including playing rules, officiating, and player personnel.

A quarterback at Tulsa University, Finks was a 12th-round selection of the Pittsburgh Steelers in 1949. The Steelers were the only team in the NFL to still employ the single-wing offense, and Finks played defensive back until 1952 when Pittsburgh converted to a T-formation. He became the starting quarterback in 1952, and went on to the Pro Bowl that year.

In addition to his football career, Finks was a two-sport professional, playing minor league baseball in 1949 in Columbia, South Carolina and 1950 in Austin, Texas in the Cincinnati Reds' farm system.

He retired as an NFL player following the 1955 season, and joined the coaching staff at Notre Dame on Terry Brennan's staff.


After the 1956 football season, Finks served as assistant coach and scout for Calgary of the Canadian Football League. Later that season, he took over as Calgary's general manager. He remained with theStampeders until joining the Vikings in 1964.

In 1987, Finks presided over the Saints' first-ever winning season. The team posted a 12-3 mark and played in the franchise's first playoff game. For those and other numerous accomplishments, Finks was recognized as the NFL Executive of the Year by The Sporting News, Football News, and the Touchdown Club of Washington, D.C.

A native of Salem, Illinois, Finks was born August 31, 1927. He and his wife Maxine reside in Metairie. They have four sons; Jim, David, Dan and Tom.

JIM MORA

Head Coach



Each season is a new challenge for NFL head coaches. Saints head coach Jim Mora has more than met the challenges in his first four seasons in New Orleans.

Prior to Mora's arrival, the Saints had never posted a winning record. Now, the team has finished with a winning slate each of the last three seasons.

In 1987, the Saints experienced their first-ever winning season. New Orleans posted a 12-3 slate and appeared in the franchise's first playoff game. Following

that, the Saints compiled a 10-6 record in 1988, and won the final three games of the season to earn a 9-7 mark in 1989.

The Saints' performance in 1987 earned Mora a clean sweep of Coach of the Year honors.

Good head coaches are more than just good coaches. A number of other qualities are necessary to guide an organization to success. Throughout his career as a head coach, three in the USFL and four with the Saints, Mora has demonstrated those qualities.

Previous to his appointment as Saints head coach January 28, 1986, Mora had served three seasons in the USFL as head coach of the Philadelphia/Baltimore Stars. Under Mora, the Stars dominated the USFL unlike any team in any other sports league previously.

Appearing in all three league championship games, the Stars were crowned champions in 1984 and 1985. Mora's record in those three seasons was 48-13-1, by far the finest slate of any football team, USFL or NFL.

Those accomplishments, as well as his uncompromising reputation as a hard-working, businesslike competitor, made Mora much in demand by teams searching for new head coaches following the 1985 season. He had several offers to turn the fortunes of other NFL clubs. But of four NFL vacancies that offseason, New Orleans was most attractive to Mora. He was one of eight candidates personally interviewed by president/general manager Jim Finks.

"I was impressed with the Saints ownership and organization, the plan for the franchise, and the people," Mora said of his decision. "No head coach can become successful without the commitment from an organization, top to bottom. Tom Benson knows what it takes to be a winner. Jim Finks has succeeded everywhere he has been. I sensed that good things would happen in New Orleans under these men. I wanted to be a part of it."

Mora spent 23 years coaching in the college and professional ranks before embarking on his first experience as head coach of a profession-

al team. In addition to his tenure at the Stars, he worked in seven different college and NFL organizations before joining the Saints.

A native of Los Angeles and the son of a television film editor, Mora played tight end and defensive end four years at Occidental College. His teammate and roommate, Jack Kemp, became a standout quarterback with the Buffalo Bills on his way to a career in public service. After completing his B.A. in physical education in 1957, Mora was named assistant coach at Occidental. After four years as an assistant, he was named head coach, and served three years.

He later completed his education with a master's degree from USC.

In 1967, Mora joined John Ralston's staff at Stanford as linebackers coach. There he worked with Dick Vermeil, quarterbacks and receivers coach, who would later lead the Philadelphia Eagles to the Super Bowl.

Ralston would later describe Mora as having "the executive ability to run General Motors."

After a year at Stanford, Mora moved to the University of Colorado in 1968, and coached all phases of defense in six seasons on Eddie Crowder's staff.

In 1974, Mora joined Vermeil, then head coach at UCLA, as linebackers coach.

The following season, Mora moved to Don James' staff at the University of Washington as defensive coordinator. He served in that capacity for three seasons before making the jump to the National Football League.

Mora joined the Seattle Seahawks in 1978 as defensive line coach under Jack Patera. He remained with the Seahawks until 1982 when he was named defensive coordinator of the New England Patriots. Mora's defensive unit played a major role in the Patriots' march to the playoffs that year.

Mora got his first professional head coaching chance when in 1983 he went to the Philadelphia Stars of the USFL. Upon arrival, he had only two weeks to assemble a staff and prepare for the Stars' first training camp. His team posted a 16-4 record that season, and appeared in the league's first championship game. The Stars lost, 24-22 to the Michigan Panthers.

The Stars' phenomenal 19-2 mark in 1984 was followed by a 23-3 thrashing of the Arizona Wranglers in the title game. And in the final USFL season, the Baltimore Stars went 13-7-1 and defeated the Oakland Invaders 28-24 in the championship game.

Each year, Mora's records as Saints head coach mount. Already the winningest head coach in team history, he has compiled a four-year record of 38-26 (.594), including one playoff game. The 1990 season will make him the most tenured in team history.

In the last three years (1987-89), Mora's Saints have compiled 31 wins, second-best in the NFL during that period.

Born May 24, 1935 at Glendale, California, Mora and his wife Connie have three sons; Stephen, Michael, and Jim, an assistant football coach with the San Diego Chargers.

1990 STAFF BIOGRAPHIES

JIM MILLER, Vice-President of Administration



Since joining the Saints in 1986, Jim Miller's principal duties have included assisting Jim Finks in the negotiation of player contracts and overseeing all club administrative offices.

Negotiations are Miller's most visible duty, but the bulk of his day-to-day responsibility is to assure that the front office operates in an efficient and economic manner.

The planning process begins in late autumn. Under Miller's direction, department heads review their past year's performance and develop individual action plans. Miller assembles the plans into a Club Departmental Plan and Budget book, which serves an organizational blueprint for the coming year. Weekly staff meetings during the year assure that the Saints' front office operates according to "The Plan."

Miller started his professional career as a writer for the Louisville Courier-Journal in 1970-71, after which he joined the Baltimore Evening Sun as a copy editor. He returned to writing in 1978 and covered the Baltimore Colts until joining the NFL Management Council as director of information in 1981.

Miller was spokesman for the NFL owners during the 57-day players strike in 1982. A year later, he was named director of administration, advising clubs on contract matters and special projects.


Away from the office, Miller is an avid road-runner. He has participated in five marathons, which include a 2:58 personal best. He has won various age-group awards and finished in the elite "Top 500" of New Orleans' Crescent City Classic 10-kilometer race in 1987 and 1989.

The native of Clark Station, Kentucky was born January 24, 1948. He is a graduate of the University of Kentucky and holds a masters degree from the University of Maryland. Jim and wife Bonnie live in Mandeville with their daughter, Lindsay.

SAINTS RETIRED NUMBERS

Only two numbers on the Saints roster have been retired. Defensive end Doug Atkins, the former University of Tennessee all-American, joined the Saints in 1967 and retired in 1969. All-Pro running back Jim Taylor played in a Saints uniform during the 1967 season. Both Atkins' no. 81 and Taylor's no. 31 are retired. Atkins and Taylor are both members of the NFL's Hall of Fame in Canton, Ohio.

BILL KUCHARICH, Director of Player Personnel



Bill Kuharich is in his fifth season with the Saints. He joined the club as director of pro personnel in 1986, and was elevated to his present position just prior to the 1986 season.

A graduate of Middlebury College in Vermont, Kuharich started his football career as a graduate assistant coach at Brown University in 1976. His first fulltime post came as offensive backfield coach at Hawaii in 1977. Stops at Georgetown

(1978), St. Lawrence (1979) and Columbia (1980) followed.

When the USFL started, Kuharich went to Philadelphia as administrative aide to the general manager. He was named assistant general manager/director of player personnel in 1983. The Stars, with Jim Mora as head coach, played in all three of the league's championship games and won the USFL title twice.

Both college and pro scouting, professional league player movement and evaluation, and self-scouting are duties of Kuharich's position with the Saints.

In 1987, Kuharich and his scouting staff were presented with a difficult challenge. The players' strike made necessary the assembly of a replacement squad. The team constructed by Kuharich and his staff posted a 2-1 record, and kept the Saints in the thick of the divisional championship race throughout the season.

Born March 25, 1953 in Skokie, Illinois, Kuharich is the son of the late Joe Kuharich, head coach at Notre Dame, the Washington Redskins, and Philadelphia Eagles. Bill and his wife, Betsy, live in Destrehan.

CARL SMITH, Offensive Coordinator/Quarterbacks



In two of the last three seasons, the Saints offense under Carl Smith have led the NFL in time of possession, and finished second once.

Smith joined the Saints staff in 1986 from the staff of the Philadelphia/Baltimore Stars. Smith directed the Stars' quarterbacks and receivers 1984-85 after a year as special teams coach.


Smith started his coaching career as graduate assistant at his alma mater, Cal Poly-San Luis Obispo in 1971. He moved to the University of Colorado as graduate assistant in 1972, and earned his first fulltime post as linebacker coach for the Buffaloes in 1973 where he worked with Saints head coach Jim Mora.

In 1974, Smith joined the staff at the University of Southwestern

Louisiana as defensive line coach. He coached defensive backs for the Ragin' Cajuns 1975-76, then switched to the offensive side of the ball as offensive coordinator 1977-78. He served at Lamar University 1979-81, and was named offensive coordinator at North Carolina State in 1982.

Smith was born April 26, 1948 at Wasco, California. He and his wife, Dianne, live in Kenner with their two sons, Tracy and Tyler.

STEVE SIDWELL, Defensive Coordinator/Inside Linebackers



In 1989, the Saints defense under Steve Sidwell led the NFL in fewest rushing yards allowed per game (82.9) and were fourth in quarterback sacks (47).

Sidwell is in his fifth season with the Saints. He came to New Orleans from the Indianapolis Colts, where he coached the defensive line in 1985.

An all-conference linebacker at the University of Colorado, Sidwell started his coaching tenure as linebacker coach at his alma mater, 1966-73. While there, he worked with Saints head coach Jim Mora. He moved to the University of Nevada-Las Vegas, assuming the additional duties of defensive coordinator, 1974-75. In 1976, Sidwell was named defensive coordinator at Southern Methodist and held that post until 1981.

Sidwell's first pro coaching job came in 1982, when he was named linebacker coach for the New England Patriots under defensive coordinator Jim Mora. He served the Patriots until 1984.

Born August 30, 1944 at Winfield, Kansas, Steve and his wife Katy have two sons, Scott, a baseball player at Brown University, and Brad, who plays football and baseball at Brown. The Sidwells live in Destrehan.

PAUL BOUDREAU, Offensive Line




The Saints offensive line under Paul Boudreau blocked for a running attack that scored 19 touchdowns in 1989, third-best in the NFL.

Boudreau is in his fourth season with the Saints. He came to New Orleans from the Edmonton Eskimos of the Canadian Football League.

A graduate of Boston College, Boudreau started his coaching career at Oxford High School in Boston, Massachusetts 1973-74. He moved to his alma mater as offensive line coach, serving at BC 1974-77. Stops at the University of Maine (1977-79), Dartmouth (1979-81) and Navy (1982) preceded his appointment to the Eskimos staff in 1983.

Paul and his wife Joan have a son, Paul, and a daughter, Jill. They live in Destrehan.

DOM CAPERS, Defensive Backs



A young corps of defensive backs will present Dom Capers with a stern test in 1990. Under Capers, the Saints led the NFL in interceptions following the 1987 season.

Capers is in his fifth season on the Saints staff, arriving after two seasons with Jim Mora at the USFL's Philadelphia/Baltimore Stars.


Lettering four years in football and baseball at Mount Union College, Capers opened his collegiate coaching career at Kent State as graduate assistant 1972-74. After a brief stint at the University of Washington in 1975, Capers accepted his first fulltime post at the University of Hawaii, coaching defensive backs 1975-76.

Following tenure at San Jose State (1977), California (1978-79), and Tennessee (1980-81), Capers joined Earle Bruce's staff at Ohio State (1982-83). The Buckeyes made bowl appearances in both of Capers' seasons.

The Stars won the USFL championship game both of Capers' seasons.

Capers was born August 7, 1950 at Cambridge, Ohio. He and his wife, Holly, live in Destrehan.

VIC FANGIO, Outside Linebackers



Under Vic Fangio, the Saints' outside linebackers totaled 24 of the team's 47 sacks in 1989.

Fangio is in his fifth season, having joined Jim Mora in New Orleans from two seasons in the USFL.

A graduate of East Stroudsburg University, Fangio started his coaching career at his high school alma mater, Dunmore High School, as linebackers coach in 1979. He was named defensive coordinator at Dunmore, serving in that capacity 1980-81. In 1982, Fangio worked as defensive coordinator at Milford Academy.


A year at the University of North Carolina coaching the defensive line preceded Fangio's appointment to the USFL Stars staff, where he served as defensive assistant and strength and conditioning coach.

Born August 22, 1958 at Dunmore, Pennsylvania, Fangio and his wife, Patty, live in Destrehan.

SAINTS ELDER, YOUNGERS

The oldest Saints player is nose tackle Jim Wilks. He was born 3/12/58, eight days before linebacker Rickey Jackson. Tackle Stan Brock, in his eleventh season, has the most NFL experience. The youngest Saint veteran is cornerback Robert Massey, born 2/17/67.

JOE MARCIANO, Tight Ends/Special Teams



Since Joe Marciano's arrival in New Orleans, the Saints' special teams have ranked among the NFL's top units each season.

Marciano is in his fifth season with the Saints. He joined the staff in 1986 from Stars, where he coached tight ends and special teams.

A four-year letterman at quarterback for Temple University, Marciano entered the coaching profession at Wyoming Area High School in 1976. He then coached tight ends at East Stroudsburg (1977), and Rhode Island (1978-79). He moved to Villanova in 1980, and joined Joe Paterno's staff at Penn State in 1981 as tight ends coach. In 1982, he returned to his alma mater to coach tight ends and special teams.

Marciano joined Jim Mora's staff at the Stars in 1983, and helped in the appearance of the Stars in all three USFL championship games, and victories 1984-85.

Born in Scranton, Pennsylvania February 10, 1954, Marciano and his wife, Cheryl, live in Metairie.

RUSSELL PATERNOSTRO, Strength and Conditioning



Now in his tenth year of preparing the Saints for play, Russell Paternostro has trained both individuals and teams at every level of competition.

A New Orleans native, Paternostro graduated from West Jefferson High School. He attended San Diego State University. He played on his high school football team, and was a member of the football squad at Camp Pendleton, California during his tour of duty in the U.S. Navy.


Paternostro returned to New Orleans in 1962. He managed and owned conditioning centers in the New Orleans area until his appointment to the Saints coaching staff in 1981.

Born July 21, 1940 in New Orleans, Russell and his wife, Mercy, have two daughters, Angela and Robyn. They reside in Covington.

SAINTS PRESEASON TELEVISION

WWL-TV (4) in New Orleans is the Saints' preseason television station. They will carry four preseason telecasts this season: Aug. 11 at Minnesota, 7 p.m.; Aug. 18 vs. Green Bay at Madison, Wisconsin, 1 p.m.; vs. Buffalo Aug. 25, 7 p.m.; and vs. Indianapolis Aug. 31, 7 p.m. If home preseason games are not sold out in time for lifting of the TV blackout, WWL will tape the game for delayed broadcast the following day.

JOHN PEASE, Defensive Line



In 1989, John Pease's revamped defensive line was instrumental in establishing the Saints defense as the top-rated unit in the NFL against the run.

Pease is in his fifth season with the Saints, coming from the USFL champion Philadelphia/Baltimore Stars.

Following graduation from the University of Utah after an all-WAC senior season at wingback, Pease served in the military in Puerto Rico 1965-67. It was there that he got his first coaching experience, coordinating the offense at Antilles High School in 1966. He returned to his alma mater 1968-69 as graduate assistant.

His first fulltime job came at Fullerton College where he served 1970-73 as defensive coordinator. He coached at Long Beach State 1974-76, and returned to Utah to coach in 1977.

Pease coached at the University of Washington 1978-82 before joining the Stars staff in 1983.

Born October 14, 1943 in Pittsburgh, Pennsylvania, Pease was on the training camp roster of the Los Angeles Rams following his graduation from college. He has a daughter, Kristin. John and his wife, Chris, live in Metairie.

JIM SKIPPER, Running Backs



In Jim Skipper's previous four years with the Saints, he has coached two different Pro Bowl selections from the New Orleans backfield.


Skipper joined the Saints from the Philadelphia/Baltimore Stars where he coached running backs 1983-85.

A graduate of Whittier College, Skipper opened his coaching dossier at Duarte High School in California in 1973. He then coached defensive backs at Cal Poly-Pomona 1974-76, and at San Jose State 1977-78.

Skipper's first running backs coaching position came at the University of the Pacific in 1979. He moved to the University of Oregon, coaching there 1980-82.

Born January 23, 1949 at Breaux Bridge, Louisiana, Skipper and his wife, Elmarie, have three sons, Courtney, Timmy and Kelly. The Skippers live in Kenner.

STEVE WALTERS, Wide Receivers



Under Steve Walters, Saints wide receivers have virtually rewritten the team record book for receptions and yardage in his four years.

A two-year letterman at the University of Arkansas, Walters started his coaching career as a graduate assistant at Virginia Tech 1971-72. He accepted his first fulltime coaching position at Tampa University as receivers coach in 1973.

Walters changed sides of the ball, coaching defensive backs at Northeast Louisiana 1974-75. His next job, at Morehead State in 1976, was that of quarterbacks and receivers coach.

Stops at Tulsa (1977-78), Memphis State (1979) and SMU (1980-81) preceded Walters' first pro coaching post, handling defensive backs at the New England Patriots 1982-84, working with Saints head coach Jim Mora in '82.

Walters coached defensive backs at the University of Alabama in 1985 before being named to the Saints staff in 1986.

Born June 16, 1948 at Jonesboro, Arkansas, Walters and his wife, Susan, have a son, Kirk, and a daughter, Kasey. They live in Destrehan.

AUSTIN DEJAN, Assistant to the Player Personnel Director



Austin Dejan joined the Saints player personnel department fulltime in 1987.

Dejan's responsibilities include the day-to-day operation of the player personnel department in college, pro and self-scouting.


A graduate of Dillard University, Dejan taught in New Orleans Public Schools before coming to the Saints as an intern in the player personnel department in 1986.

A native New Orleanian, Dejan graduated from Benjamin Franklin High School. He and his wife, Brucie, live in Lacombe.

SAINTS TRAINING CAMPS

1967-1969	— Cal Western University, San Diego, Calif.
1970	— Bowling Green University, Bowling Green, Ohio
1971-1973	— Southern Mississippi University, Hattiesburg, Miss.
1974, 1976-1984	— Dodgertown, Vero Beach, Fla.
1975	— Nicholls State University, Thibodaux, La.
1985	— Louisiana Tech University, Ruston, La.
1986-1987	— Southeastern Louisiana University, Hammond, La.
1988-1990	— University of Wisconsin-La Crosse, La Crosse, Wis.

BILL BAKER, Player Personnel Scout



Bill Baker is in his fifth season of service with the Saints. He came to New Orleans from three years in the USFL.


Baker graduated from the University of Arizona in 1977 where he played center and defensive end. His coaching career started at Purdue in 1978 as an assistant. He remained there until 1982.

Baker's first pro job came with the USFL's Arizona Wranglers in 1982 as director of college scouting. In 1983, he moved to the Michigan Panthers as director of college scouting. In 1984, he assumed a similar position with the USFL's Oakland Invaders.

Baker covers the western United States in the Saints' scouting effort.

Bill has a son Bill (Bo) III. He lives in Tucson, Arizona.

HAMP COOK, Player Personnel Scout




Now in his 18th season, Hamp Cook has the longest record of service with the Saints scouting staff. He joined the club in 1973.

Cook coached high school teams in Mississippi and Alabama and was an assistant coach at the University of Southern Mississippi for eight years before joining the Saints. He graduated from Southern Mississippi with a masters degree in physical education.

Cook scouts prospects in the southeastern United States.

Hamp and his wife, Tinkey, live in Hattiesburg, Mississippi. They have three children, Tracey, Kyle and Chuck, who is following in his father's footsteps as an NFL scout.

HOKIE GAJAN, Player Personnel Scout



Now in his third season as a scout, Hokie Gajan's responsibilities in the department will increase for the 1990 season.

Gajan joined the Saints scouting department in 1987 following his retirement from the team's roster as a fullback.

Gajan was drafted by the Saints in the tenth round of the 1981 draft. He played fullback in New Orleans 1982-85 before being sidelined by a knee injury. He blocked for Saints tailbacks George Rogers, Wayne Wilson

and Earl Campbell. Also a productive runner, He holds the Saints season record for rushing average with a six-yard per carry standard in 1984.

In his four seasons, Gajan rushed for 1,358 yards with a 5.4-yard average and 11 touchdowns. He added 63 catches for 515 yards and two TDs.

Assigned the territories of Louisiana and Texas previously, Gajan will cover the added states of Oklahoma and Arkansas for the Saints in 1990.

Hokie and his wife, Judy, live in Mandeville with their three daughters Jennife, Kristin and Megan.

TOM MARINO, Player Personnel Scout



A veteran of three football leagues, Tom Marino joined the Saints scouting department in 1986.

A graduate of Boston State College, Marino worked three years as scout for the Chicago Bears while finishing his undergraduate degree. He joined the Philadelphia Bell of the World Football League in 1974 as the team's director of player personnel.

He was named to the scouting staff of the Dallas Cowboys, and served 1976. He then joined the New York Giants and worked 1977-81 in a similar capacity.

In 1982, he joined the USFL with the Boston Breakers. He moved to the Denver Gold staff in 1983 as director of player personnel.

Marino is assigned the eastern United States in the Saints scouting system.

Tom and his wife, Denise, have a daughter, Melissa and a son, Tom. They live in Cary, North Carolina.

CARMEN PICCONE, Player Personnel Scout



For almost 40 years, Carmen Piccone has been involved in football as player, coach and scout. He joined the Saints staff in 1986.

A three-year starter at Temple University 1954-56, Piccone opened his professional career as coach of Temple's freshman football team. In 1960, he was named head coach at Southern Illinois where he remained until 1965.

Stints at Cornell, a return to Temple, and Trenton State preceded his joining the USFL's scouting combine in 1983, where he worked until joining the Saints.

Piccone covers prospects in the midwestern United States for the Saints.

Carmen and his wife, Dorothy, have two sons. They live in Ridley Park, Pennsylvania.

DEAN KLEINSCHMIDT, Trainer



At the time of his appointment as head trainer in 1971, Dean Kleinschmidt was the youngest trainer in the NFL. He joined the Saints two years earlier as assistant trainer.

A native of Morgan, Minnesota, Kleinschmidt attended Indiana University. He serves as student assistant trainer and staff assistant trainer.


Since joining the Saints in 1969, he has served annually on the Senior Bowl staff as trainer. He has lectured in Sweden in 1976, Mexico City in 1978, and in Bahrain in 1984. He also serves as clinical consultant at Southern Baptist Hospital. He is president of the board of directors of the Professional Football Athletic Trainers Society (PFATS).

In 1986, his staff was named by PFATS as NFL Training Staff of the Year. That same year, he was named Professional Athletic Trainer of the Year by the National Athletic Trainers Association (NATA), a group which he now serves as president.

In 1990, Dean was inducted into the Louisiana Athletic Trainers Hall of Fame.

Dean and his wife, Marlene, live in Metairie with their son, Rhett.

KEVIN MANGUM, Assistant Trainer/Director of Rehabilitation



Now in his tenth season with the Saints, Kevin Mangum was elevated to his present position in 1988.

Mangum joined the Saints in 1981 as assistant trainer. Previously, he served the club as a training room assistant in training camp.

Mangum was a student trainer at Southwest Mississippi Junior College for two seasons prior to joining the Saints staff. He also spent two years


at his alma mater, the University of Southern Mississippi, where he graduated with a bachelor's degree in athletic administration and coaching. He specialized in athletic training.

Along with head trainer Dean Kleinschmidt, Mangum shared in the recognition as NFL Training Staff of the Year by the Professional Football Athletic Trainers Society (PFATS).

Mangum completed his master's degree curriculum in 1988 at the University of New Orleans.

A native of Tylertown, Mississippi, Kevin is single and lives in Metairie.

DAN SIMMONS, Equipment Manager



Now in his 19th year with the Saints, Dan Simmons is the second in a family of NFL equipment managers. His father, Bill, held the equipment manager's post with the St. Louis football Cardinals for 22 years.

Simmons joined the Saints in 1973 after learning the business from his father at St. Louis. A graduate of Meramec College in St. Louis, Dan served four years in the Navy following his graduation.

In addition to his regular duties, Dan supervises the annual round-trip move of the team from the New Orleans area to La Crosse, Wisconsin for training camp.

Dan and his wife, Elaine, live in Mandeville with their three children, Tracy, Tony and Amy.

GLENNON POWELL, Assistant Equipment Manager



Known to the Saints as Silky, Powell joined the Saints in 1975 after serving parttime the previous season.

A native of New Orleans, Powell's prior career was with the New Orleans Recreation Department, where he was responsible for a number of tasks. He also served as a coach and manager at his alma mater, Redemptorist High School.

* Silky is single and resides in the Irish Channel

area of New Orleans.

ALBERT AUCOIN, Video Director




Albert Aucoin starts his fourth year as head of the Saints' video department. He took over the position from his father, Erby, who had held the post for 19 NFL seasons.

Aucoin started with the team in 1976, when he started as a photographer in training camp. He joined the staff fulltime in 1980.

In 1990, Aucoin supervised the construction of the video department's new production annex, built at the team's David Drive practice facility.

Albert graduated from East Jefferson High School in New Orleans. A native New Orleanian, Albert and his wife, Lori, live in Covington with their son, Albert Adam.

BRIAN BADZINSKI, Assistant Video Director



Brian Badzinski joined the Saints staff fulltime in 1987 after serving the photo department in a parttime capacity since 1975.

A native of Milwaukee, Wisconsin, Badzinski graduated from East Jefferson High School. Before joining the Saints, he ran his own video production company.

Brian and his wife, Paula, live in River Ridge. They have two daughters, Kristina and Angela.

LESTER VALLET, JR., Grounds Superintendent



Lester Vallet, Jr. is in his first season in his present position with the Saints. He fills the vacancy left by his father, Lester, Sr. upon his retirement after 12 seasons with the team.

Vallet joins the Saints from the U.S. Air Force, where he served 20 years in facility management and maintenance.

He came to the club in 1989 as assistant grounds superintendent.

A graduate of McKinley High School in Baton Rouge, Lester and his wife Patricia have four sons, Lester III, Dericke, Kevin and DeSean. They live in New Orleans East.

ADMINISTRATION

BRUCE BROUSSARD, Business Manager/Controller



Bruce Broussard was named to his present post in 1987. He joined the Saints staff as ticket manager in 1983.

Broussard came to the Saints from LePavillon Hotel in New Orleans. He served eight years there, the final four as general manager.

A New Orleans native, Broussard attended Cor Jesu High School and Loyola University, where he graduated with a degree in accounting. He is a past president of the New Orleans Hospitality Accountants Association, and was on the board of directors of the New Orleans Hotel and Motel Association.

Bruce and his wife, Lynn, live in Metairie. They have two sons, Bruce, Jr. and Mark.

CHARLEEN SHARPE, Assistant Controller



Charleen Sharpe is in her tenth season with the Saints, having joined the staff during the 1981 season.

Charleen served as assistant controller for First Homestead Federal Savings and Loan Corporation for eight years prior to her appointment to the Saints' business department.

A New Orleans native, Charleen graduated from Andrew Jackson High School. She attended

the University of New Orleans.

Charleen and her husband, Floyd, reside in Chalmette with their two children, Melissa and Matthew.

SANDY KING, Ticket Manager



One of the most tenured Saints employees, Sandy King is now serving in her 23rd NFL season. She joined the ticket office in 1968.

King was appointed ticket office supervisor in 1984. She was named to her present position before the 1985 season.

A native of Detroit, Michigan, Sandy graduated from Harperwoods High School. She has two sons, Gary and Steve. Sandy lives in New Orleans East.

BARRA L. BIRRCHE, Director of Travel, Entertainment and Special Projects



A man of many talents, Barra Birrcher is in his 20th season on the Saints staff. He joined the team in 1971 as entertainment director.

During his tenure with the club, he has fulfilled a number of responsibilities. Shortly after his arrival with the Saints, he took on the added responsibilities of game program advertising director, and later as travel coordinator. Birrcher also served as director of marketing 1981-86. He

has also worked with the NFL staff for three of the past four Super Bowls.

A New Orleans native and graduate of the University of New Orleans, Birrcher is a former publicity director at the Fair Grounds. He also had his own advertising agency, and is past president of the Advertising Club of New Orleans.

Barra and his wife, Kay, live in Metairie with their two children, Christine and David.

JAY ROMIG, Data Processing Manager



Jay Romig is in his 14th year with the Saints. He was named to his present position in 1979.


In addition to his numerous duties with the Saints' computer network, Romig continues to serve as the club liaison with the Louisiana Superdome. He has also served as coordinator of the team's summer training camps in Hammond, Louisiana, and later in La Crosse, Wisconsin.

Romig started with the Saints in the training room, serving as assistant trainer 1977-78.

He also performed as assistant trainer at the University of New Orleans for one year, and was head trainer for the Privateers for a year.

A native New Orleanian, Romig graduated from UNO after attending Brother Martin High School. He and his wife, Beth, live in Metairie.

GREG SUIT, Director of Marketing



In 1987, Greg Suit's career changed direction. He was named to his present post after a decade in public relations.

Under his supervision, the marketing department is responsible for the development of promotional programs for sponsors, box suite sales, and a number of other specialized activities.

Suit came to the Saints in 1977 as assistant director of public relations. He was named director of publicity in 1980 and served as director of public relations from 1981 until his appointment to head the marketing department.

As sports information director and assistant athletic director at the University of New Orleans, 1972-76, he won four national awards for his sports publications.

A native of Cincinnati, Ohio, Suit graduated from Miami University (O.) and worked as a news writer for the Middletown (O.) Journal. He has served on the NFL staff for six Super Bowl games and the 1984 Pro Bowl.

Greg and his wife, Karen, have two sons, Ted and Joshua. They live in New Orleans.

BILL FERRANTE, Assistant Director of Marketing



Bill Ferrante is in his fourth season in his present position. He joined the team fulltime in 1987.

Ferrante came to the Saints in 1986 as an intern in the department of public relations while still a student. He was in the continuation of studies in the master's program at the United States Sports Academy in Mobile, Alabama.

A native New Orleanian, Ferrante completed

his undergraduate work at LSU. He is an alumnus of Ecole Classique High School.

Bill and his wife, Valerie, live in Metairie with their daughter, Rachel.

SYLVIA ALFORTISH, Marketing Assistant




Sylvia Alfortish is now in her 17th season of service to the Saints. She was named to her present position in 1987.

The bulk of her career was spent in the team's public relations department. She worked 1974-83 as public relations secretary and public relations assistant 1983-86. Sylvia received her first marketing position as public relations and marketing assistant, 1987-88.

In addition to her other duties, Sylvia serves as director of the Saintsations, the Saints dance team that adorn the sidelines at home games.

Alfortish graduated from McDonogh High School. A native of New Orleans, Sylvia resides in Chalmette. She has three sons Sean, Todd and Jeffrey.

RUSTY KASMIERSKY, Director of Media Relations




Rusty Kasmiersky joined the Saints staff in 1981 as assistant director of public relations. He was named to his present post in 1989.

Kasmiersky served as student sports information director at Southwest Texas State University for three years, where he graduated in 1979. He then worked one year as sports information director at Angelo State University.

Kasmiersky worked for the Saints 1975-79 in the equipment room during training camp. A native of Garwood, Texas, Rusty and his wife, Donna, live in Kenner with their son, Ryan.

NEAL GULKIS, Assistant Director of Media Relations



Now in his second season fulltime with the Saints, Gulkis was named to his present position after serving 1988 as intern in the department of media services.

Gulkis served as a student assistant sports information director for three years at the University of Delaware, where he received his degree in business administration in 1987.

He then spent one year as a graduate assistant in the sports information office at the University of New Orleans while pursuing his master's degree.

A native of Marlboro, New Jersey, Neal is single and resides in Kenner.

SAINTS BENCH COACHING



Fran Albright
Executive



Ellen Frisard
Head Coach



Yvette Arceneaux
Coaches



Louise Mistic
Receptionist

ADMINISTRATION



Barbara Schoen
Ownership



Linda Bourgeois
Business



Rachel Landreneau
Marketing



Jean Newman
Player Personnel



Anne Perez
Media Relations



Darlene Bonis
Saints Cheerleaders



Sandra Labourdette
Saintsations



John Berfext
Mail Clerk

TICKETS



Elizabeth Mitchell
Ticket Office



Judy Chavis
Ticket Office



Fran Pope
Ticket Office



Terry Exterstein
Ticket Office

1990 SAINTS VETERANS



7 MORTEN ANDERSEN

Kicker Year With Saints: 9 Year in NFL: 9

Ht: 6-2 Wt: 215 College: Michigan State

Born: August 19, 1960 at Struer, Denmark

Joined Saints: Draft Choice No. 4, 1982

PRO: Entering his ninth campaign, Andersen holds club career records for points (760), field goals (177) and consecutive games scoring (94). Of 538 career kickoffs, 217 have gone for touchbacks. With a 77% career accuracy rate, is second in NFL history to Nick Lowery's (Chiefs) 77.5% (224 of 289). 13 career field goals of 50 yards or more ties him with San Diego's Chris Bahr for third on the NFL's alltime list. Selected to "Team of the Decade" for the 1980s. **1989** — Scored more than 100 points for the fifth straight season, longest among current NFLers . . . with Dalton Hilliard accounting for 108 points, it was the first time since 1982 Morten did not lead the club in scoring . . . first time in five years he was not selected for the Pro Bowl . . . booted a pair of field goals on seven occasions, converted three of five in 22-19 triumph at Buffalo (12/10), including a 22-yard game-winner with 1:53 to play, the eighth game-winner in his career . . . missed extra point at Rams, 10/22, snapped string of 45 straight . . . kicked a season-long 49-yarder vs. San Francisco 10/8, the first time since 1982 he did not kick one of 50 yards . . . named NFL Alumni Association's Kicker-of-the-Year. **1988** — Made fourth consecutive Pro Bowl appearance after leading Saints in scoring with 110 points . . . hit on 26 of his 36 field goals on the season . . . hit two game-winners, vs. Dallas (49 yards 10/3) and vs. Atlanta (30 yards 12/18) . . . converted a 51-yarder vs. Raiders, 10/23 . . . hit a pair of field goals five times, a trio twice, made good on four of five for Saints only points vs. Giants, 11/27. **1987** — Became NFL's most proficient kicker alltime, surpassing the minimum number of successful field goals (100) for consideration . . . had his best scoring season ever, with 121 points, led NFL kickers in scoring . . . was perfect 18-of-18 from inside 40 yards in 1987, hit 28 of 36 field goals overall . . . perfect 37-37 in PATs . . . hit five field goals against San Francisco 10/25 to tie team record he established 12/1/85 vs. Rams, but missed 52-yarder at game's end that would have given Saints a win in 24-22 thriller . . . was four of four in season's final week vs. Green Bay, including a season-long of 52 yards . . . also booted four (5 attempts) at San Francisco, 11/15, including a 40-yard game-winner with 1:06 to play. **1986** — Had team-record 20 straight successful field goals broken against Washington 10/5 . . . hit 26 of 30 field goals (.867), best in NFL . . . was three of three on three occasions (at Jets 10/26, vs. San Francisco 11/2, at St. Louis 11/16) . . . season long of 53 yards came in the Jets contest. **1985** — Scored over 100 points for first time in his career with 120, a club record at the time . . .

was 3-4 from outside 50 yards, and 31-35 overall, leading to his first Pro Bowl appearance . . . hit career longest field goal (55) at Denver (9/15) . . . set club record with five field goals (5 attempts) vs. Rams, 12/1 . . . was three of three on three occasions. **1984** — Hit field goal (53 yds) on last play at Cleveland 10/28 to win game 16-14, booted three of three that day. **1983** — Hit game-winners on last play against Chicago (41 yards 9/18), at Atlanta (35 yards 10/9) and at Philadelphia (50 yards 12/11) . . . also kicked a 52-yarder in the Philadelphia game, one of only 14 kickers in NFL history to convert a pair of 50-yarders in one contest . . . was four of four at Atlanta. **1982** — Sprained ankle in first pro game on opening kickoff vs. St. Louis 9/12, but missed only one game that year due to players' strike . . . recovered and played in all seven contests following strike . . . contract runs through 1992 season with no option.


COLLEGE: First team All-America as senior by UPI, Walter Camp, and Sporting News . . . played in 1982 Blue-Gray and Senior Bowl games . . . also all-academic Midwest as senior with 3.25 GPA . . . kicked school record 63-yard field goal as senior . . . had only 17 of 56 kickoffs returned senior season . . . has degree with majors in communications and German, and minors in marketing and French.

PERSONAL: Attended Ben Davis High School in Indianapolis, Indiana as exchange student . . . came to United States in 1977 as part of a cultural exchange program . . . never kicked a football until coming to U.S. . . . started playing soccer at age five . . . speaks four languages (Danish, German, French, English) . . . Morten's "Kicks for Kids" program has raised over \$80,000 for Critical Care at Children's Hospital (\$300 per field goal) since its inception in 1983 . . . appeared in dinner theatre play that ran several weeks during 1985 offseason . . . single . . . lives in Harahan.

GAMES PLAYED: (1982, 8); (1983, 16); (1984, 16); (1985, 16); (1986, 16); (1987, 12); (1988, 16); (1989, 16). Totals 116.

STATISTICS

Year	PAT	1-19	20-29	30-39	40-49	50+	Tot.	BK	Pts.
1982	6-6	-	-	1-1	1-3	0-1	2-5	0	12
1983	37-38	2-2	8-8	3-4	2-6	3-4	18-24	2	91
1984	34-34	-	9-9	4-5	5-10	2-3	20-27	1	94
1985	27-29	-	4-5	13-14	11-12	3-4	31-35	1	120
1986	30-30	1-1	11-11	6-7	6-6	2-5	26-30	1	108
1987	37-37	3-3	6-6	9-9	8-12	2-6	28-36	0	121
1988	32-33	1-1	11-12	8-11	5-8	1-4	26-36	1	110
1989	44-45	-	7-8	10-12	3-5	0-4	20-29	0	104
Totals	247-252	7-7	56-59	54-63	41-62	13-31	171-222	6	760



28 GENE ATKINS

Safety Year With Saints: 4 Year in NFL: 4

Ht: 6-1 Wt: 200 College: Florida A&M

Born: November 22, 1964 at Tallahassee, Florida

Joined Saints: Draft Choice No. 7, 1987

PRO: The third of four defensive backs selected by the Saints in the 1987 draft. Possesses good speed, has gained a reputation for his aggressiveness and the big hit. **1989** — Became a regular starter for first time in NFL career, started 12 of the 14 contests in which he played . . . inactive first two games of the season with a dislocated shoulder sustained during preseason . . . finished fifth on club with 76 tackles, 62 solo . . . credited with a career-high nine tackles (5 solo) at New England, 11/12 . . . intercepted only pass of season, defended two passes, recovered a fumble and blocked a 20-yard field goal attempt in the Eagles game . . . continued to see action as a kick returner, brought back 12 kickoffs for a 20.4-yard average with a long of 32 yards. **1988** — Spelled Antonio Gibson at strong safety, started six of the 16 contests in which he played . . . collected a team-leading four interceptions that he returned for 42 yards . . . blocked a 36-yard Norm Johnson field goal attempt at Seattle 10/16 that was returned 58 yards by Dave Waymer for a TD . . . returned interception 40 yards at Washington 11/6 . . . made key interception in endzone in final seconds at Rams 11/13 to preserve 14-10 win . . . a vital part of Saints' special teams, returned 20 kickoffs for a team-high 21.2 average . . . raced for a team-long 57 yard kickoff return vs. Tampa Bay 9/25. **1987** — As a rookie defender, was pressed into service when starter Gibson was injured vs. Giants 11/22 . . . came in early in game, had two big interceptions to thwart Giants drives . . . had three interceptions on the season . . . recovered a fumble at Pittsburgh 11/29 . . . ended season with 36 total tackles, 28 unassisted . . . also proved valuable as a special teamer . . . selected to PFWA all-rookie team . . . contract expired in 1989, subject to developments.

COLLEGE: Turned in All-America senior season after playing only five games junior season, missed the rest with a broken ankle . . . began college career as a fullback, moved to safety as a sophomore and became an immediate starter . . . holds degree in physical education.

PERSONAL: Attended Rickards High School in Tallahassee, Florida . . . full name is Gene Reynard Atkins . . . married (Sandra) with son (Gene, Jr. 3/28/88) . . . lives in Kenner.

GAMES STARTED/PLAYED: (1987, 5/13); (1988, 6/16); (1989, 12/14). Totals 23/43.

Year	Tkl	TACKLES		No.	INTERCEPTIONS			TD
		Asst	Tot.		Yds.	LG		
1987	28	8	36	3	12	8	0	
1988	39	11	50	4	42	40	0	
1989	62	14	76	1	-2	-	0	
Totals	129	33	152	8	52	40	0	

Year	No.	KICKOFF RETURNS			LG	TD
		Yds.	Avg.			
1987	1	0	0		0	0
1988	20	424	21.2		57	0
1989	12	245	20.4		32	0
Totals	33	669	20.3		57	0

Additional Stats: Fumbles Recovered: 1987, 1; 1988, 1; 1989, 2. Forced Fumbles: 1988, 1. Passes Defensed: 1987, 6; 1988, 8; 1989, 6. Blocked Kicks: 1988, 1 FG; 1989, 1 FG.



6 TOMMY BARNHARDT

Punter Year With Saints: 3 Year in NFL: 4

Ht: 6-2 Wt: 207 College: North Carolina

Born: June 11, 1963 at Salisbury, North Carolina

Joined Saints: Free Agent, 1989

PRO: Originally drafted by Tampa Bay in the ninth round in 1986, released in camp. Adept at pinning opponents inside their own 20 with his excellent hang time. **1989** — Signed with Saints 10/11 after being released in training camp by Detroit . . . in 11 games punted 55 times for a 39.6-yard average . . . hit 17 kicks inside-the-20 while just four went for touchbacks . . . hit career long of 56 yards twice, vs. Rams 11/26 and vs. Philadelphia 12/18 . . . exhibited excellent hang time, opponents called for 11 fair catches and averaged just 6.2 yards per return . . . had a big game at New England, 11/12, averaged 37.3 yards on six kicks, including one of 49 yards in winds that gusted up to 35 mph . . . punted a career-high 10 times (41.5) vs. Rams, 11/26 . . . had best game vs. Philadelphia, averaged 46.6 yards on eight kicks, including boots of 56, 53, 50, 49 yards to keep the Eagles deep in their own territory in a 30-20 Saints' win. **1988** — After being released by Chicago in training camp, latched on with Washington . . . in four contests for the Redskins, punted 15 times for a 41.9-yard average with a long of 55 yards . . . went on injured reserve 10/11 for remainder of campaign with a pulled quadriceps. **1987** — After being released by Bucs for second straight summer, signed with Saints for replacement schedule . . . in three games


with Saints punted 11 times for a 43.9-yard average, one touchback, four inside-the-20 and a long of 52 yards . . . released by New Orleans 11/3, signed with Chicago 12/16 and played in final two regular season contests for the Bears . . . contract signed during 1990 offseason runs through 1991 with no option.

COLLEGE: Transferred to North Carolina after a year at East Carolina . . . earned first team all-ACC honors each of his last two seasons with the Tar Heels, with a 43.6 average in 1984, followed by a 41.5 norm in 1985 . . . hit a career long 59-yarder against Virginia in 1984, booted one of 57 yards in 1985 . . . holds a degree in business with a minor in psychology.

PERSONAL: Played quarterback at South Rowan High School in China Grove, North Carolina . . . single . . . spent offseason in Kenner.

GAMES PLAYED: (1987, 5); (1988, 4); (1989, 11). Totals 20. Totals with Saints 14.

	No.	Yds.	PUNTING Avg.	TB	IN20	LG	BK
1987	17	719	42.3	1	6	52	0
1988	15	628	41.9	2	1	55	0
1989	55	2179	39.6	4	17	56	0
Totals	87	3526	40.5	7	24	56	0



85. HOBY BRENNER

Tight End Year With Saints: 10 Year in NFL: 10

Ht: 6-5 Wt: 245 College: Southern California

Born: June 2, 1959 at Linwood, California

Joined Saints: Draft Choice No. 3b, 1981

PRO: Taken in third round of the 1981 draft with choice acquired from Minnesota in the Steve Riley trade. Stands fourth on the club's alltime list, first among tight ends, with 211 receptions. His 3,119 receiving yards is also fourth, 101 yards behind Henry Childs for top spot among tight ends. 18 receiving scores is fourth alltime. 118 games played is 11th on team's all-time chart. **1989** — Came back from injury-plagued 1988 season to start all 16 contests, fourth time in his career he has done so . . . finished fourth on club with 34 receptions for 398 yards and four TDs . . . his 34 catches were his most since the 1985 campaign . . . grabbed a season-high five passes for 43 yards and a score at Green Bay, 9/17 . . . hauled in four passes for a season-best 86 yards, including a 30-yard touchdown in season finale vs. Indianapolis, 12/24 . . . caught a pass in all but two games. **1988** — Slowed for most of the season with an abdominal injury suffered in the second con-

test at Atlanta 9/11 . . . appeared in only 10 games, his lowest total since the 1982 strike-shortened season when he played in eight . . . started eight contests . . . spent six consecutive weeks (3-8) on the inactive list as a result of the injury . . . caught five passes for 67 yards, both career-lows. **1987** — Made first-ever appearance in AFC-NFC Pro Bowl . . . was instrumental in both the Saints' running and passing games, snared 20 passes for 280 yards, and supplied the outside impetus for the New Orleans running game with excellent blocking ability . . . caught a season-high five passes for 68 yards, including two TD passes from Bobby Hebert in season opener vs. Cleveland, a 28-21 Saints win. **1986** — Hampered by injured hand most of 1986, caught 18 passes on the season, his lowest total since 1982 . . . still started 12 of 15 games he played in . . . snared three passes for 60 yards vs. Tampa Bay, 10/19. **1985** — Elected by teammates as Offensive Player-of-the-Year, led Saints with 42 catches for 652 yards and 2 TDs . . . started every game, caught at least one pass in 14 games . . . had six catches for 111 yards and a 28-yard TD at Atlanta, 10/20. **1984** — Led team in receiving TDs with six . . . rated most effective tight end in NFL, third receiver overall in NFC, based on receptions per game, average per catch and TD percentage . . . had two 100-yard receiving days (6-131 vs. St. Louis 9/23 and 3-101 vs. Cincinnati 12/9) . . . caught four passes for 96 yards and both TDs in 17-13 win at Atlanta 11/11 . . . caught "hail Mary" 54-yard scoring pass on last play of first half vs. Cincinnati 12/9 to give Saints lead. **1983** — Started all 16 games, finished second on team in catches and receiving yardage with 41 and 574, respectively . . . had a season-best six catches for 105 yards, including a 15-yard TD pass from Ken Stabler vs. Chicago, 9/18 . . . grabbed a pass in all but one game (at Philadelphia, 12/11). **1982** — Had 16 receptions for 171 yards . . . grabbed six passes for 73 yards vs. Tampa Bay 12/5 . . . started first eight contests but missed final game of the season on injured reserve with a knee injury. **1981** — Pro career started slowly as he was on injured reserve with bothersome turf toe six of first seven games . . . finished season with seven catches for 143 yards . . . contract runs through 1990 with no option.

COLLEGE: Led USC receivers in total yards in 1980 . . . his 26 receptions were the most for a USC tight end since 1972 . . . AP honorable mention All-America in 1980, and 2nd team all-PAC 10 . . . also 1979 first team all-West Coast . . . majored in business.

PERSONAL: Attended Fullerton (California) High School . . . full name is Hoby F.J. Brenner . . . brother is an NCAA and American record holder in shotput . . . married (Alexis) . . . lives in San Clemente, California in offseason.

GAMES STARTED/PLAYED: (1981, 1/9); (1982, 8/8); (1983, 16/16); (1984, 16/16); (1985, 16/16); (1986, 12/15); (1987, 10/12); (1988, 8/10); (1989, 16/16). Totals 103/118.

Year	No.	RECEIVING			
		Yards	Avg.	LG	TD
1981	7	143	20.4	34	0
1982	16	171	10.7	25	0
1983	41	574	14.0	38t	3
1984	28	554	19.8	57	6
1985	42	652	15.5	38	3
1986	18	280	15.5	34	0
1987	20	280	14.0	30t	2
1988	5	67	13.4	24	0
1989	34	398	11.7	30t	4
Totals	211	3119	14.8	57	18

Additional Stats: Fumbles: 1981, 1; 1982, 1; 1983, 1; 1985, 1; 1989, 1.



67 STAN BROCK

Tackle Year With Saints: 11 Year in NFL: 11

Ht: 6-6 Wt: 295 College: Colorado

Born: June 8, 1958 at Beaverton, Oregon

Joined Saints: Draft Choice No. 1, 1980

PRO: Enters 1990 third on the club's alltime chart with 138 games played, the most by an offensive lineman. **1989** — Returned following reconstructive knee surgery to start all 16 games at right tackle . . . seventh time he started in all regular games. **1988** — Started first seven games at right tackle before knee injury during practice between weeks seven and eight put him on injured reserve for the remainder of the campaign . . . marked the first time in four years that Stan had not started every regular game. **1987** — Started all 12 regular games, third consecutive season he started each game . . . part of line that led Saints to no. 3 NFL ranking in rushing stats despite not having 1,000-yard rusher . . . had one kickoff return for 11 yards. **1986** — Started every game in 1986 despite suffering disc injury in preseason. **1985** — Was only lineman to start every game . . . came off knee injury in game 14 of 1984 season to play effectively. **1984** — Held his position at right tackle longer than any Saints offensive lineman, but torn knee ligaments in week 14 sent him to the injured reserve list . . . injury ended 67-game starting streak, and the last two games were the only he had missed since becoming a Saint in 1980. **1983** — Started all 16 games, the third consecutive season he had achieved that feat. **1982** — Started all nine games on a line that didn't yield a sack in three contests and allowed only one in another. **1981** — Started all 16 contests as a second-year performer. **1980** — Played in all 16 games, starting 12 of them . . . an all-rookie selection by UPI and Pro Football Weekly . . . contract expired in 1989, subject to developments.

COLLEGE: Called by Colorado coach Chuck Fairbanks "the best pass blocker in college football" his senior year . . . first team all-Big Eight in 1979 . . . played in Hula and Senior Bowls. . . started every game at right tackle as junior and senior . . . team captain and four-year letterman . . . majored in physical education.

PERSONAL: Attended Jesuit High School in Beaverton, Oregon . . . made all-state team at tackle . . . also lettered in basketball and track . . . brother, Pete, was a center with the New England Patriots from 1976-87 . . . brother, Willie, is former draft choice of Kansas City Chiefs . . . father is retired riverboat fireman . . . full name is Stanley James Brock . . . married (Lori) with four daughters (Sarah 12/29/79, Jessica 5/15/81, Rachel 9/27/84 and Emily 9/28/87) . . . lives in Beaverton, Oregon in offseason.

GAMES STARTED/PLAYED: (1980, 12/16); (1981, 16/16); (1982, 9/9); (1983, 16/16); (1984, 14/14); (1985, 16/16); (1986, 16/16); (1987, 12/12); (1988, 7/7); (1989, 16/16). Totals 134/138.



41 TOI COOK

Cornerback Year With Saints: 4 Year in NFL: 4

Ht: 5-11 Wt: 188 College: Stanford

Born: December 3, 1964 at Chicago, Illinois

Joined Saints: Draft Choice No. 8, 1987

PRO: The last of four defensive backs chosen by the Saints in the 1987 draft. **1989** — Earned starting assignment for first time in three-year NFL career . . . after playing in nickel situations first two weeks, started final 14 games at right cornerback . . . played well at cornerback after spending initial two NFL campaigns at free safety . . . recorded first pro sack opening week vs. Dallas . . . snared interception at Rams 10/22 (10 yds), at Buffalo 12/10 (8 yds) . . . took back INT 63 yards for a score in season finale vs. Indianapolis . . . ranked 7th on club with 54 total tackles, also tallied a pair of stops on special teams . . . turned in a career-best 7 tackles vs. Rams 11/26 . . . 14 passes defended were second behind Robert Massey's 18 . . . made first career reception (8 yds) at Green Bay 9/17, also lined up in four wide receiver set vs. Atlanta 10/29. **1988** — Although he didn't start, Toi played in all 16 games and saw his playing time increase from 1987 season . . . used in nickel and dime schemes . . . saw action primarily on special teams . . . made 12 tackles, defended two passes . . . made first career interception vs. Giants 11/27. **1987** — Spent most of season learning . . . saw most of action on special teams, played in seven games . . . recorded four tackles and one pass defended . . . contract expired in 1989, subject to developments.

COLLEGE: Led Stanford in interceptions his last three seasons as starting cornerback . . . had eight interceptions as senior, 17 in his career . . . a three-year member and a two-year starter in right field and center field for the Cardinal baseball squad . . . starting center fielder and cleanup hitter on Stanford baseball team that won college world series in 1987 . . . a first team all-Pac 10 performer in 1986 with a .337 batting average and a team-high 37 stolen bases and 50 RBIs . . . also socked ten home runs . . . selected in the 1987 baseball draft by Minnesota . . . majored in communications.

PERSONAL: Attended Montclair Prep High School in Van Nuys, California . . . as a defensive back and wide receiver led team in tackles and scored 14 TDs as senior . . . single . . . split time between Canoga Park, Calif. and Kenner during offseason.

GAMES STARTED/PLAYED: (1987, 0/7); (1988, 0/16); (1989, 14/16). Totals 14/39.

Year	Tkl	TACKLES		INTERCEPTIONS		
		Asst	Tot.	No.	Yds.	TD
1987	3	1	4	0	0	0
1988	12	0	12	1	0	0
1989	45	11	56	3	81	1
Totals	60	12	72	4	81	1

Additional Stats: Passes Defensed: 1987, 1; 1988, 2; 1989, 14. Sacks: 1989, 1-23 yards. Receiving: 1989, 1-8 yards. Punt Returns: 1987, 1-3 yards.



79 GLENN DERBY

Tackle/Guard Year With Saints: 2 Year in NFL: 2
Ht: 6-6 Wt: 290 College: Wisconsin
Born: June 27, 1964 at Durham, North Carolina
Joined Saints: Free Agent, 1989

PRO: Originally selected by the Saints in the eighth round of the 1988 draft. Possesses versatility to play both tackle and guard spots. **1989** — Released in final cut 9/4, signed to developmental roster 10/4, waived 10/11, re-signed to developmental 10/18, activated to 47-man roster 11/11 . . . dressed out the final seven weeks of the season, saw action in three of the last four games . . . playing time came on special teams and as a receiver-eligible in short-yardage situations. **1988** — Spent the entire season on injured reserve with a foot injury . . . contract runs through 1991 with no option.

COLLEGE: A three-year starter for the Badgers . . . started on line along with Tampa Bay's Paul Gruber, the Buc's first pick in 1988 . . . majored in consumer science.

PERSONAL: Lettered in football, basketball and track at Oconomowoc (Wisconsin) High School . . . single . . . spent offseason in Hillsboro, Oregon.

GAMES STARTED/PLAYED: (1989, 0/3).



72 JIM DOMBROWSKI

Tackle /Guard Year With Saints: 5 Year in NFL: 5
Ht: 6-5 Wt: 298 College: Virginia
Born: October 19, 1963 at Williamsville, N.Y.
Joined Saints: Draft Choice No. 1, 1986


PRO: A tackle by trade, has exhibited the versatility to play the guard position as well. Sixth player and first offensive lineman selected in the 1986 draft. **1989** — For second straight season, Jim started all 16 contests . . . began first nine games at familiar left tackle spot, was moved inside to left guard for remainder of season following injury to Brad Edelman . . . one of Saints' most effective linemen despite the fact he played the first three games of the campaign with a cast to protect a thumb he injured during the preseason. **1988** — Had his most productive season as a pro following rigorous offseason conditioning program in which he gained strength and stamina, and in the process dropped about ten pounds . . . started all 16 games at left tackle, one of only two Saints' offensive linemen to start every game (C Steve Korte). **1987** — In what was, effectively, his rookie season, started 10 games at left tackle . . . missed first two games of season (knee sprain) . . . learned on-the-job. **1986** — Showed tumultuous ability, earned starting spot at left tackle . . . broken bone in his foot early in game three at San Francisco, 9/21 ended his season . . . played the rest of the game with the broken foot . . . contract expired in 1989, subject to developments.

COLLEGE: Consensus All-America selection senior season . . . all-ACC three years . . . one of 12 Lombardi Award nominees as senior, one of only two offensive linemen nominated . . . recipient of NCAA Top Six Award based on academics/athletics/leadership . . . started 45 consecutive games for Cavaliers . . . played in Hula and Senior Bowls . . . holds degree in biology, played final year of college football as graduate student.

PERSONAL: Attended Williamsville (New York) South High School . . . plans on medical career as orthopedic surgeon . . . married (Sandy) with

daughter (Carter Elizabeth 2/23/89) . . . lives in Mandeville. Pronounced dum-BROW-skee.

GAMES STARTED/PLAYED: (1986, 3/3); (1987, 10/10); (1988, 16/16); (1989, 16/16). Totals 45/45.



63 BRAD EDELMAN

Guard Year With Saints: 9 Year in NFL: 9

Ht: 6-6 Wt: 280 College: Missouri

Born: September 3, 1960 at Jacksonville, Florida

Joined Saints: Draft Choice No. 2, 1982

PRO: The 30th player and seventh offensive lineman taken in the 1982 draft. Versatility is a major asset, could, if called upon, play any position on the offensive line, as well as handle deep snaps on punts and field goals.

1989 — A hard luck season for Brad, injury-wise . . . started the first three games at left guard, suffered a pinched nerve in his neck at Tampa Bay, 9/24 and was inactive the following week vs. Washington . . . returned to start the next five contests at left guard, went down with a knee injury in first quarter at San Francisco, 11/6, was deactivated the final seven weeks.

1988 — Turned in another consistent season, started first eight games at left guard before a sprained ankle vs. Raiders, 10/23 kept him on the sidelines the following two weeks . . . came back and started five of the last six contests at left guard . . . also served as Joel Hilgenberg's backup on long snaps. **1987** — Made Pro Bowl squad for first time in his career . . . was available for all 12 games, started nine of the 11 he participated in. **1986** — Started all 13 contests he played in . . . missed games 13-15 with an ankle injury, as Saints won only one of those games. **1985** — Missed opening game with a knee injury, and was then injured two games later, which relegated him to the injured reserve list for seven weeks with ligament damage to his knee . . . played and started eight games. **1984** — Tore knee ligaments at Chicago, 10/7, requiring surgery . . . missed next five games on injured reserve, but came back to action and was starter vs. Pittsburgh, 11/19 . . . started final five games. **1983** — Started all 16 contests, most games started in his career. **1982** — A center in college, Brad was moved to guard for his rookie season and started every game . . . contract runs through 1990 with no option.

COLLEGE: Top-rated center in 1982 draft by scouting combine . . . NEA and Sporting News first team All-America, honorable mention by both wire services . . . played in 1982 Hula and Olympia Gold Bowls . . . holds degree in public relations and advertising.

PERSONAL: Attended Parkway North High School in Creve Coeur, Missouri . . . captained football, basketball and track teams there . . . diverse personal interests include experience as singer and actor . . . has appeared in local productions of "1776," "Annie," and "The Glass Menagerie" . . . spent this past offseason in Los Angeles pursuing a future career as an actor . . . he and several teammates cut popular Saints record "Who Dat" starring Aaron Neville during 1983 season . . . grandfather once offered him \$100 to quit football . . . active in charity work, devotes time to March of Dimes, and is President of Krewe of Little Rascals . . . single . . . resides in Kenner. Pronounced ED-ul-mun.

GAMES STARTED/PLAYED: (1982, 9/9); (1983, 16/16); (1984, 11/11); (1985, 8/8); (1986, 13/13); (1987, 9/11); (1988, 13/14); (1989, 8/8). Totals 87/90.



52 BRIAN FORDE

Linebacker Year With Saints: 3 Year in NFL: 3

Ht: 6-3 Wt: 225 College: Washington State

Born: November 1, 1963 at Montreal, Quebec, Canada

Joined Saints: Draft Choice No. 7, 1988

PRO: A good athlete who has gradually made a mark as a key performer on the Saints' special teams unit. An outside linebacker with ability to play inside in a pinch. **1989** — Saw his playing time increase as he familiarized himself with the system . . . started for first time in career at Tampa Bay, 9/24, replacing Rickey Jackson at LOLB after Jackson's automobile accident . . . took advantage of start as he tallied 8 solo tackles . . . action in defensive schemes became limited with Jackson's return and the play of Pat Swilling . . . emerged as a top special teams player, making 8 stops, fourth on club . . . recovered a fumble at New England, 11/12, blocked a punt that went for a safety the following week at Atlanta. **1988** — Played in all 16 games, mostly on special teams, as a rookie . . . recorded 12 tackles, nine solo stops . . . saw extended action at outside linebacker vs. Dallas 10/3 when starter Pat Swilling was forced out of the contest with an abdominal injury, and backup Joe Kohlbrand was ejected in the first quarter . . . came up with key tackle of Cowboys' QB Steve Pelleur late in the game as Saints went on to 20-17 win . . . contract expired in 1989, subject to developments.

COLLEGE: A three-year starter for the Cougars, who tallied at least 10 tackles six different times in his senior season . . . registered a school-record 28 tackles vs. California his sophomore year . . . majored in general studies.

PERSONAL: Attended Champlain Regional College Prep School in Montreal . . . married (Tracey) . . . spent offseason in Kenner where he was a regular participant in offseason conditioning program. Pronounced FORD.

GAMES STARTED/PLAYED: (1988, 0/16); (1989, 1/16). Totals 1/32.

Year	TACKLES		
	Tkl	Asst	Tot.
1988	9	3	12
1989	20	0	20
Totals	29	3	32

Additional Stats: Fumbles Recovered: 1989, 1. Blocked Kicks: 1989, 1 Punt.



11 JOHN FOURCADE

Quarterback Year With Saints: 4 Year in NFL: 4

Ht: 6-1 Wt: 215 College: Mississippi

Born: October 11, 1960 at New Orleans, Louisiana

Joined Saints: Free Agent, 1987

PRO: Was not drafted out of college, played with British Columbia of the CFL in 1982. Spent time in the USFL prior to coming to Saints camp in 1986. Was released in 1986 and served a short stint in the Arena Football League. Released in 1987 camp before being signed to replacement squad. Mobile quarterback with a strong arm. **1989** — Saw first extended game experience since 1987 replacement schedule . . . filled in at quarterback for Bobby Hebert in parts of four of the first 13 games . . . started the final three contests of the season and led the Saints to a perfect record . . . in those three victories, John completed 60% of his passes (54-90) for 829 yards, 7 touchdowns and 3 interceptions . . . hit on 15 of 27 for a career-best 302 yards and a pair of scores, including a 54-yarder for a TD to Dalton Hilliard, in Saints' 22-19 win at Buffalo, 12/10 . . . completed 18 of 35 for 236 yards, and tied a career-high with 3 TDs in 30-20 Monday night win over the Eagles the following week . . . completed 75% of his passes (21-28) in a 40-21 win over the Colts in the season finale . . . threw for 291 yards, two TDs and ran for a 2-yard score in the game . . . assumed the duties as Morten Andersen's holder in week six and held that spot for the remainder of the season. **1988** — Following impressive stint on replacement squad in 1987, John got into just one contest, at Minnesota 12/4 . . . spent one week on inactive list . . . bothered for most of the season with a nagging shoulder injury, surgically repaired after the season. **1987** — Made team during replacement schedule where he played with courage and ability . . . started all three replacement games, as Saints garnered two wins . . . threw for 222 yards in first-ever NFL start vs. Rams, 10/4 . . . hit on 16-21 passes in the

game and three TDs . . . threw longest scoring play in Saints history, an 82-yard pass-run to TE Mike Waters vs. Rams . . . sustained knee injury vs. St. Louis following week, but returned to lead rally that just fell short . . . ran for 57 yards on five carries in St. Louis game . . . helped make Saints passing attack one of the most efficient in the NFL during replacement schedule . . . ran for nullified TD vs. Rams in strange play that was a highlight film hit . . . threw interception on last play of first half, defender fumbled it, teammate picked it up, fumbled downfield, Fourcade snatched it up and scored from over 70 yards out . . . was retained when strike ended, was on roster five of the remaining games as third QB . . . contract signed during 1990 offseason runs through 1991 with no option.

COLLEGE: All-everything at Mississippi, shattered virtually every passing record, most held by former Saint Archie Manning . . . holds degree in marketing management.

PERSONAL: Attended Archbishop Shaw High School in Marrero, Louisiana . . . coached football and was a teacher at John Ehret High School in Marrero prior to replacement schedule . . . occupied during offseason with numerous charitable events, chaired a golf tournament to help raise funds for the American Cancer Society . . . single . . . resides in New Orleans East.

GAMES STARTED/PLAYED: (1987, 3/3); (1988, 0/1); (1989, 3/13). Totals 6/17.

	PASSING						RUSHING			
	Att.	Comp.	Yds.	LG	TD	Int	No.	Yds.	LG	TD
1987	89	48	597	82t	4	3	19	134	18	0
1988	1	0	0	0	0	0	0	0	0	0
1989	107	61	930	54t	7	4	14	91	14	1
Totals	197	109	1527	82t	11	7	33	225	18	1

Additional Stats: Sacked: 1987, 5-67 yards; 1989, 13-86 yards. Fumbles: 1987, 1; 1989, 2.

ALLTIME LEADING FIELD GOAL KICKERS

	FGM	FGA	PCT
Nick Lowery, K.C. (1978, 1980-89).....	224	289	.775
Morten Andersen, Saints (1982-89).....	171	222	.770
Gary Anderson, Pittsburgh (1982-89).....	186	242	.769
Eddie Murray, Detroit (1980-89).....	212	278	.763
Kevin Butler, Chicago (1985-89).....	108	145	.745
Mike Lansford, Rams (1982-89).....	143	193	.741
Paul McFadden, Atlanta (1984-89).....	120	163	.736
Raul Allegre, Giants (1983-89).....	128	175	.731
Rich Karlis, Minnesota (1982-89).....	168	232	.724



74 KEVIN HAVERDINK

Tackle Year With Saints: 2 Year in NFL: 2
Ht: 6-5 Wt: 285 College: Western Michigan
Born: October 20, 1965 at Holland, Michigan
Joined Saints: Draft Choice No. 5, 1989

PRO: Big, strong lineman who stepped right in and made a major contribution in rookie season. Good quickness for someone of his size. Possesses ability to play guard spot in a bind. **1989** — The only rookie offensive lineman to make Saints' opening day roster . . . saw little playing time early on . . . made one stop on special teams when he brought down Dallas K Roger Ruzek on a fake field goal opening week . . . saw extended action at RT vs. Washington, 10/1 in place of an injured Stan Brock . . . came in at LT in first quarter at San Francisco, 11/6, following injury to LG Brad Edelman . . . played there the rest of the way and started the final seven contests . . . left the final four games in the second half with back spasms . . . named to PFWA, UPI and Pro Football Weekly all-rookie squads . . . contract runs through 1990 with no option.

COLLEGE: Originally recruited as a defensive lineman, went from 195 pounds as a freshman to 285 . . . a three-year starter at tackle for the Broncos . . . after four starts in 1986, knee injury sidelined him the remainder of season . . . suffered a fractured fibula in fourth contest of senior campaign, returned three weeks later, was a unanimous all-Mid American Conference selection . . . played in Blue-Gray Classic, chosen for Senior Bowl but declined due to a broken leg . . . majored in marketing.

PERSONAL: All-State performer in football and basketball at Hamilton (Mich.) High School . . . married this past offseason (Laura) . . . spent offseason in Kenner with much time devoted at Metairie practice facility.

GAMES STARTED/PLAYED: (1989, 7/16).



3 BOBBY HEBERT

Quarterback Year With Saints: 6 Year in NFL: 6
Ht: 6-4 Wt: 215 College: Northwestern Louisiana
Born: August 19, 1960 at Galliano, Louisiana
Joined Saints: Free Agent, 1985

PRO: Signed with Saints as a free agent in 1985 following successful three-year career in the USFL. In three seasons in the USFL with Michigan and Oakland, appeared in two championship games, winning one. Defeated head coach Jim Mora and the Philadelphia Stars as a Michigan Panther in

the league's inaugural championship game in 1983, 24-22. Lost championship game to Mora and the Baltimore Stars, 28-24 in 1985 as an Oakland Invader. Tops among Saints alltime signal callers with a 58.1% career completion mark. Is second on the Saints' alltime list in passing yardage, attempts, completions and touchdowns. In the 50 games he has started in his career, the Saints have posted a record of 29-21. **1989** — Set club single-season record with a 62.9% completion rate (222-353) shattering the old mark of 61.9% by Ken Stabler in 1982 . . . his completion mark was second among NFL starters, while his 82.7 efficiency rating was seventh . . . hit on 84.2% (16-19) passes opening week vs. Dallas, second-best in team history only to his 87% (20-23) performance vs. Denver 11/20/88 . . . hit on 71.9% (23-32) the following week at Green Bay . . . set career-highs in attempts (49) and completions (31) vs. San Francisco 10/8 . . . also threw for a career-best 308 yards that day, his first 300-yard passing day in the NFL . . . turned in a stellar October, completed 98 of 154 passes (63.6%) for 1,396 yards, 10 TDs and 4 INTs, and was named NFC Offensive Player-of-the-Month . . . threw for at least 250 yards in all five games during October . . . had three 3-TD days: at Green Bay 9/17, vs. Jets 10/15 and at Rams 10/22 . . . his season-long 54-yard touchdown pass to Floyd Turner at the Rams was his longest completion since the 1987 season . . . had four passes picked off at Atlanta, 11/19, tying his most interceptions in a game (at Minnesota 12/21/86) . . . relinquished starting job to John Fourcade for final three games of season, took just two snaps during that time. **1988** — Started all 16 contests, most in his NFL career . . . completed 58.6% of his passes, the best figure in his NFL tenure to that point . . . was good on 87% (20-23) of his passes vs. Denver 11/20 to set a new club record (Archie Manning, 78.6) . . . cited as NFC Offensive Player-of-the-Week for his performance in the Saints 42-0 blowout of the Broncos . . . completed at least 50 percent of his passes in all but two games (vs. Giants 11/27; at Minnesota 12/4), both losses . . . threw for at least 200 yards in eight games, most times in his NFL stint . . . had three consecutive 200-yard plus passing days on two occasions . . . threw for 282 yards (23-32, 1 TD) in Saints' 22-14 win at Detroit 9/18 . . . set a personal-high with four TD passes in season opener vs. San Francisco 9/4 . . . also threw three TD strikes vs. Denver 11/20 . . . 79.3 rating was sixth best among NFC QBs . . . was also credited with two receptions of deflected passes. **1987** — Ended season with highest passer rating (82.9) of any starting quarterback in Saints history . . . Saints were 10-3, including playoff game, with Hebert in the lineup . . . finished season with only nine interceptions, lowest (tie, Kosar, Cleve.) of any starting signal-caller in NFL . . . completed over 55% of his passes (164-294) for first time in his career . . . connected on a season-high 69.6% of his passes (16-23) in season-ending win over Green Bay 12/27 . . . had back-to-back games of over 250 yards, vs. Tampa Bay 12/6 (255) and vs. Houston 12/13 (254) . . . threw for three TDs vs. Houston . . . led offense that was best in NFL in time of possession (34:00). **1986** — Won starting job in training camp, started first three games, but broke bone in his foot at San Francisco

9/21 . . . spent next six weeks on injured reserve . . . activated, but did not see action again until last game of season . . . threw only 14 times vs. Green Bay 9/14, but hit on 76-yard and 84-yard passes early in the game. **1985** — Didn't play until season's 11th game, but finished the year as the starting QB from that point . . . his first TD will be a trivia question, for instead of throwing for his initial NFL score, he caught a pass for a seven yard TD on a gadget play from Guido Merkens . . . led the team to two successive wins, at Minnesota 11/24 and vs. Rams 12/1 . . . at the Vikings, he hit John Tice with a clutch 39-yard pass with 50 seconds left to win the game . . . his 43-yard score to WR Eric Martin broke open the Rams game 12/1, won by the Saints 29-3 . . . contract expired in 1989, subject to developments.

COLLEGE: Lettered four years for Demons . . . set school record with 364 yards passing in a single game . . . holds degree in business administration.

PERSONAL: Attended South Lafourche (Louisiana) High School . . . quarterbacked team to state championship . . . married (Teresa) with two daughters (Ryan 8/19/82 and Camie 3/17/86) and a son (Bobby Joseph III 2/9/89) . . . lives in Mandeville. Pronounced A-bear.

GAMES STARTED/PLAYED: (1985, 6/6); (1986, 3/4); (1987, 12/12); (1988, 16/16); (1989, 13/14). Totals 50/52.

Year	PASSING					RUSHING				
	Att.	Comp.	Yds.	Int.	LG	TD	No.	Yds.	LG	TD
1985	181	97	1208	4	76t	5	12	26	8	0
1986	79	41	498	8	84	2	5	14	3	0
1987	294	164	2119	9	67	15	13	95	19	0
1988	478	280	3156	15	40t	20	37	79	16	0
1989	353	222	2686	15	54t	15	25	87	11	0
Totals	1385	804	9667	51	84	57	92	301	19	0

Additional Stats: Receiving: 1985, 1-7 yards, 1 TD; 1986, 1-1 yard; 1988, 2-0 yards. Fumbles: 1986, 3; 1987, 4; 1988, 9; 1989, 2. Sacked: 1985, 17-150 yards; 1986, 5-34 yards; 1987, 20-119 yards; 1988, 24-171 yards; 1989, 22-171 yards.

SUPERDOME FACTS

Total Land Area	52 acres	Private Box Suites	132
Height	273 feet	Parking Garages	5,000 cars, 250 buses
Diameter	680 feet clear span	Lighting	15,200 fixtures
Concrete	169,000 cubic yards	Electric Wiring	400 miles
Structural Steel	20,000 tons	Aluminum Siding	more than 500,000 sq. ft.
Air Conditioning	9,600 tons	Area of Roof	9.7 acres
Convention Rooms	40	Escalators	32
Restrooms	88	Elevators	9 passenger, 1 freight

BOBBY HEBERT 1989

Opponent	PASSING							
	Att.	Comp.	Yds.	Sk	Yds.	Int	LG	TD
Dallas	19	16	153	1	8	0	22	0
@Green Bay	32	23	282	0	0	1	32t	3
@Tampa Bay	23	15	169	3	30	1	28	0
Washington	25	16	259	2	14	1	47	1
San Francisco	49	31	308	1	9	0	25	2
Jets	28	18	281	1	5	1	53t	3
@Rams	22	15	276	1	9	1	54t	3
Atlanta	30	18	272	2	11	1	50	1
@San Francisco	33	20	183	3	23	2	19	0
@New England	16	9	101	2	19	1	26	1
@Atlanta	24	13	148	0	0	4	44	0
Rams	26	12	155	4	27	1	29	1
@Detroit	26	16	99	2	16	1	15	0
@Buffalo	Did not play							
Philadelphia	0	0	0	0	0	0	0	0
Indianapolis	Did not play							
Totals	353	222	2686	22	171	15	54t	15



34 CRAIG HEYWARD

Running Back Year With Saints: 3 Year in NFL: 3
Ht: 5-11 Wt: 260 College: Pittsburgh
Born: September 26, 1966 at Passaic, New Jersey
Joined Saints: Draft Choice No. 1, 1988


PRO: 24th player and fifth running back selected in the 1988 draft. Large back who combines strength and 4.7 speed to pose as a threat out of the backfield. **1989** — Started opening game at fullback, and six of the first eight . . . served as a reserve the second half of the season . . . second on club with 183 yards rushing on 49 attempts (3.7) . . . scored only TD of season opening week vs. Dallas, 9/10 . . . had best game vs. Jets, 10/15, when he carried 10 times for 47 yards and a season-long 15 yard jaunt . . . tied career-high when he caught three passes vs. Washington 10/1 (24 yards) and vs. San Francisco 10/8 (13 yards). **1988** — Started eight of the first nine games in his rookie season . . . missed five of the last seven contests with a sprained right knee sustained vs. Rams 10/30 . . . spent four of those weeks on the inactive list . . . underwent knee surgery following the season . . . his 73 yard touchdown run vs. Raiders 10/23 was the fourth longest in club history (George Rogers 79, 76), (Tony Galbreath 74) and the second longest in the league in '88 (Neal Anderson, 80) . . . rushed for 109 yards on only 11 carries in the Saints' 20-6 win over the Raiders . . . finished season with 355 yards on 74 carries and a team-high 4.8 average . . . contract runs through 1990 with no option.

COLLEGE: Played three seasons (1984, 1986 and 1987) for the Panthers . . . ranks second on Pitt's alltime rushing list with 2,950 yards. . . was the no. 2 rusher in Div. 1-A in '87 with 1,655 yards for a 4.6 average and 11 TDs . . . earned consensus All-America honors in '87 as he rushed for over 100 yards in each regular-season game and in the Bluebonnet Bowl. . . a workhorse, carrying the ball 357 times, including at least 30 carries in eight regular-season contests . . . was no. 5 nationally in all-purpose yardage during final season with 1,853 yards (198 receiving) . . . had one year of eligibility remaining but opted to enter the NFL draft.

PERSONAL: Consensus USA Today, Bally and Parade All-America at Pas-saic (N.J.) High School. . . received nickname of "Ironhead" as a child due to his stubbornness . . . married (Charlotte) with son (Cameron 5/8/89) . . . family resides in Pittsburgh during offseason.

GAMES STARTED/PLAYED: (1988, 8/11); (1989, 6/16). Totals 14/27.

Year	RUSHING					RECEIVING				
	No.	Yds.	Avg.	LG	TD	No.	Yds.	LG	TD	
1988	74	355	4.8	73t	1	13	105	18	0	
1989	49	183	3.7	15	1	13	69	12	0	
Totals	123	538	4.4	73t	2	26	174	18	0	



61 JOEL HILGENBERG

Center/Guard Year With Saints: 7 Year in NFL: 7
Ht: 6-2 Wt: 252 College: Iowa
Born: July 10, 1962 at Iowa City, Iowa
Joined Saints: Draft Choice No. 4, 1984

PRO: Mr. Versatility of the offensive line, has played both center and guard spots effectively during career. Makes up for lack of size with near-perfect technique. Has handled deep-snapping duties since rookie season. Selected with choice from New England for draft choices 9-12 in 1983. **1989** — Busiest season of six-year career with 13 starts . . . started at center vs. Dallas, 9/10 and vs. San Francisco, 10/8 for an injured Steve Korte . . . started at LG vs. Washington, 10/1 for an injured Brad Edelman . . . started final 10 contests at center as Korte missed the remainder of the campaign. **1988** — Began season as the backup at center to Steve Korte . . . an injury to right guard Steve Trapilo in the opening contest thrust him into the starting lineup for the following 10 weeks, the final two at left guard. **1987** — Started 12 games at center, the first time in his career he was a starter throughout the regular season . . . stepped in for an injured Steve Korte in the opener and fended Korte off when he returned. **1986** — Turned in a

solid season, played in all 16 games, started two in place of injured Brad Edelman . . . **1985** — Started five games in place of injured players . . . was pressed into action at guard in the first contest, and played center in the other four starts. **1984** — Played in 10 games with no starts along the line in his rookie campaign in which he also won the deep snapping duties . . . contract runs through 1991 with no option.

COLLEGE: Perfect for career on long snaps . . . started every game junior and senior years when he was all-Big Ten . . . second-team All-America by both wire services in 1983 . . . majored in general studies.

PERSONAL: Attended City High School in Iowa City, Iowa . . . comes from long line of Iowa centers . . . father Jerry was Iowa's All-America center in 1950's . . . brothers (Jim, 1978, and Jay, 1981) both played at Iowa . . . Jay is now an all-Pro center with Bears . . . uncle (Wally) was all-Big Ten in 1960's and later starred with Minnesota Vikings as a linebacker . . . once told reporter, "We're the only family I know of that plays catch not facing each other". . . prefers to be called "Hilgy". . . an avid flyer, Joel earned his pilot's license three years ago . . . single . . . lives in New Orleans. Pronounced HILL-gun-burg.

GAMES STARTED/PLAYED: (1984, 0/10); (1985, 5/15); (1986, 2/16); (1987, 12/12); (1988, 10/16); (1989, 13/16). Totals 42/85.



87 LONZELL HILL

Wide Receiver Year With Saints: 4 Year in NFL: 4
Ht: 5-11 Wt: 189 College: Washington
Born: September 25, 1965 at Stockton, California
Joined Saints: Draft Choice No. 2, 1987

PRO: 40th player and fourth wide receiver selected in the 1987 draft. After only three seasons, is 10th on club's alltime receiving list with 133 for 1,661 yards. Has caught a pass in 38 of his last 40 regular season games. **1989** — In second straight season as a starter, finished third on club in receiving with 48 for 636 yards and four TDs . . . started 12 of 16 contests . . . grabbed a career-high eight passes for 88 yards vs. San Francisco, 10/8 . . . hauled in six passes for 90 yards and accounted for his first two-TD day as a pro at Green Bay, 9/17 . . . caught five for 83 yards, including a career-long 46-yarder vs. Jets, 10/15 . . . caught a pass in all but one game (vs. Philadelphia, 12/18) . . . also saw spot duty as a punt returner, brought back seven for a 5.9-yard average. **1988** — Earned starting berth, started 15 of 16 games . . . only game he did not start was at San Francisco, 12/11, when Saints went with two tight ends . . . his 66 catches for 703 yards were second on club behind Eric Martin's 85-1,083 . . . 66 receptions were also 12th in the NFC and 19th in the NFL . . . his seven TDs tied for first on squad

with Martin . . . caught seven passes for 74 yards, and a TD vs. San Francisco, 9/4 . . . caught at least four passes in a game 11 times . . . set a club record with a TD reception in four straight games (3-6) . . . caught a pass in all but one game (at Seattle 10/16) . . . also saw duty as punt returner, spelling Mel Gray . . . returned ten punts for 108 yards, including a 31-yard scamper vs. Atlanta, 12/18. **1987** — Season started slowly for Lonzell, who did not play first two games of the season with a knee injury, but came forth with good efforts toward the end of the schedule . . . had four catches for 93 yards in his first NFL appearance, vs. San Francisco 10/25 . . . caught first NFL TD pass two weeks later, a three-yarder at Rams 11/8 . . . had first NFL start vs. Houston 12/13, caught a 26-yard TD pass . . . played in ten games, started one . . . caught a pass in all but one game he played in . . . contract expired in 1989, subject to developments.

COLLEGE: Ranked among top receivers in college football senior year when he led his team in receptions and touchdowns . . . also returned punts and kickoffs in college . . . caught TD pass in Hula Bowl following senior season . . . majored in criminal justice.

PERSONAL: Attended Amos Alonzo Stagg High School in Stockton, California . . . played wide receiver, quarterback and defensive back . . . son of former Detroit and Buffalo wide receiver J.D. Hill . . . nickname is "Moe", meaning the "Master of Everything" . . . full name is Lonzell Ramon Hill . . . single . . . split time between Seattle and Kenner during offseason.

GAMES STARTED/PLAYED: (1987, 1/10); (1988, 15/16); (1989, 12/16). Totals 28/42.

Year	RECEIVING					No.	PUNT RETURNS				
	No.	Yards	Avg.	LG	TD		FC	Yds.	Avg.	LG	TD
1987	19	322	16.9	36	2	None					
1988	66	703	10.7	29t	7	10	4	108	10.8	31	0
1989	48	636	13.3	46	4	7	0	41	5.9	13	0
Totals	133	1661	12.5	46	13	17	4	149	8.8	31	0

Additional Stats: Rushing: 1987, 1-(-9); 1988, 2-7, 5 Long. Passing: 1988, 0-1. Fumbles: 1988, 3; 1989, 1. Kickoff Returns: 1989, 1-13 yds.

SAINTS STATISTICS

The average Saints player of the 40 veterans on the roster stands six feet, two inches tall, weighs 232.3 pounds, and has 4.125 years of NFL experience.



21 DALTON HILLIARD

Running Back Year With Saints: 5 Year in NFL: 5

Ht: 5-8 Wt: 204 College: LSU

Born: January 21, 1964 at Patterson, Louisiana

Joined Saints: Draft Choice No. 2, 1986

PRO: In just four seasons, is third on the Saints alltime rushing chart with 3,018 yards on 792 carries (3.8). Stands first in career rushing touchdowns (30), tied with Danny Abramowicz for top spot in career TDs (37). 222 points is tied with Abramowicz for third on club's alltime list. 11th in career receiving with 126 receptions for 1,220 yards and 7 TDs. Continues outstanding efforts against Atlanta, in 7 games has rushed for 601 yards on 121 attempts (5.0) and 6 TDs, has caught 22 passes for 254 yards and 2 scores. 31st player overall, eighth running back selected in the 1986 draft. **1989** — Earned Pro Bowl roster spot for first time in NFL stint. . . started all 16 games for first time in his career, set personal highs for rushing yardage, carries, receptions, receiving yardage, TDs (total, rushing & receiving) . . . led Saints in rushing for second straight year, with first 1,000-yard season (1,262 yards, 344 carries, 3.7) . . . fifth time (4th player) a Saint has turned in a 1,000-yard rushing campaign . . . carried ball more than 20 times in 11 contests . . . rushing yardage ranked third in the NFC and fifth in the NFL . . . set club mark for TDs in a season with 18, shattering the old record of 13; tied George Rogers for most rushing TDs in a season (13) . . . first non-kicker since 1982 (Wayne Wilson) to head the Saints in scoring . . . TDs were tops in NFL, fourth with 13 scores on the ground . . . second on team, fifth among NFC running backs with 52 receptions for 514 yards and 5 TDs . . . 1,776 total yards from scrimmage led the NFC, was second in the league and second most by a Saint (George Rogers, 1800) . . . scored in six consecutive games (16th, 1988 - 5th, 1989) to break old record of four; scored via the ground in five straight (7-11) to break old mark of four; scored in all but two games (vs. Jets 10/15, vs. Rams 11/26) . . . tied club record with three straight 100-yard rushing days (28-106 at New England, 11/12; 29-158 at Atlanta, 11/19; 24-112 vs. Rams, 11/26) . . . 158-yard effort at Atlanta marked a career-best . . . ran 20 times for 87 yards and 2 TDs, grabbed two passes for 24 yards and a score in 40-21 win at Rams, 10/22, was named NFC Offensive Player-of-the-Week for his performance; 3 TDs was a career-best . . . tossed fourth TD of his career when he threw a 35-yard strike to Eric Martin vs. Rams, 11/26; also ran for a career-long 40-yarder in that contest . . . caught a career-high 9 passes (77 yards) vs. San Francisco, 10/8 . . . totaled a career-best 97 receiving yards (7 receptions) vs. Atlanta, 10/29 . . . hauled in a screen pass that he took for a career-long of 54 yards and a TD in the snow at Buffalo, 12/10 . . . an AP all-NFL second team choice, UPI second-team all-NFL, and college and pro football newsweekly all-NFL second team. **1988** — Led Saints in rushing for first time with 204 carries for 823 yards (4.0) and five TDs, despite being hampered for good part of the season with turf toe . . . earned starting spot at

running back during training camp and went on to start nine contests . . . opened season with back-to-back 90-yard plus performances, 19-95 vs. San Francisco 9/4, 16-97 at Atlanta 9/11 . . . had another 97-yard day (21 attempts) vs. Giants 11/27 . . . put together initial 100-yard rushing day of career on final day of season vs. Atlanta 12/18 with 127 yards on 25 carries . . . also caught six passes for 68 yards and one TD to compile a career-best 195 total yards from scrimmage . . . attempted two passes with one completion, a 27-yard TD strike to Lonzell Hill at San Francisco 12/11 . . . caught a pass in all but one game, at Washington 11/6, where turf toe limited his action to just one series . . . returned six kickoffs for 111 yards, including five for 92 yards at Minnesota 12/4. **1987** — Rose to the challenge, as he had a big year running, receiving, and returning kicks . . . led the Saints in average per rushing attempt (4.1), third in receptions (23), and first in kickoff returns (24.8) . . . started one game (at San Francisco, 11/15) . . . ran 14 times for 92 yards, caught four passes for 84 yards including a 38-yard TD scamper, threw a pass for 23 yards and a TD, and returned a kickoff in leading the Saints to a 31-14 win at Rams 11/8 . . . caught eight passes for 81 yards vs. Giants 11/22 in another big Saints win . . . had 74-yard kickoff return that led to winning points vs. Green Bay 12/27. **1986** — Opened season as starting tailback, but succumbed to a fast-rising Rueben Mayes by game five . . . had a hand in one TD in each of first four games . . . rushed for TD in first, second and fourth games . . . threw 29-yard pass for TD at San Francisco 9/21 . . . also had his longest run of the year (36 yards) that day . . . scored five TDs on season. . . second on team rushing chart behind Mayes with 425 yards . . . caught 17 passes during season . . . contract runs through 1991 with no option.

COLLEGE: Ended career ranked third on alltime SEC rushing list behind Herschel Walker and Bo Jackson . . . four-year all-SEC selection . . . holds NCAA record for freshman scoring with 16 TDs (11 rushing, 5 receiving) . . . teammate of Saints WR Eric Martin . . . played in Hula and Senior Bowls. . . majored in business administration.

PERSONAL: Attended Patterson (Louisiana) High School where he was all-everything in football . . . married (Andrea) with daughter (LaShondra 3/17/81) . . . resides in Destrehan. Pronounced HILL-yerd.


GAMES STARTED/PLAYED: (1986, 5/16); (1987, 1/12); (1988, 9/16); (1989, 16/16). Totals 31/60.

Year	RUSHING					RECEIVING				
	No.	Yds.	Avg.	LG	TD	No.	Yds.	LG	TD	
1986	121	425	3.5	36	5	17	107	17	0	
1987	123	508	4.1	30	7	23	264	38	1	
1988	204	823	4.0	36	5	34	335	26	1	
1989	344	1262	3.7	40	13	52	514	54t	5	
Totals	792	3018	3.8	40	30	126	1220	54t	7	

Additional Stats: Passing: 1986, 1-3, 29 yards, 1 TD; 1987, 1-1, 23 yards, 1 TD; 1988, 1-2, 27 yards, 1 TD; 1989, 1-1, 35 yards, 1 TD. Kickoff Returns: 1987, 10-248 yards, 74 Long; 1988, 6-111 yards, 30 Long; 1989, 1-20 yards. Fumbles: 1986, 3; 1987, 4; 1988, 3; 1989, 7.

DALTON HILLIARD 1989										
Opponent	RUSHING					RECEIVING				
	No.	Yds.	Avg.	LG	TD	No.	Yds.	LG	TD	
Dallas	22	83	3.8	25	1	1	9	9	0	
@Green Bay	13	43	3.3	21	1	0	0	0	0	
@Tampa Bay	20	80	4.0	14	1	5	42	14	0	
Washington	19	52	2.7	7	1	1	12	12	0	
San Francisco	10	9	0.9	3	0	9	77	19	1	
Jets	22	89	4.0	15	0	2	14	8	0	
@Rams	20	87	4.4	14	2	2	24	20t	1	
Atlanta	25	93	3.7	15	1	7	97	29	1	
@San Francisco	18	80	4.4	19	1	5	31	12	0	
@New England	28	106	3.8	11	2	1	23	23	0	
@Atlanta	29	158	5.4	24	1	3	22	9	0	
Rams*	24	112	4.7	40	0	2	12	9	0	
@Detroit	18	67	3.7	10	1	6	31	8	0	
@Buffalo	32	97	3.0	11	0	3	55	54t	1	
Philadelphia	24	45	1.9	7	0	3	52	35t	1	
Indianapolis	20	61	3.1	11	1	2	13	9	0	
Totals	344	1262	3.7	40	13	52	514	54t	5	

*1-1 passing, 35 yards, 1 TD



57 RICKEY JACKSON

Linebacker Year With Saints: 10 Year in NFL: 10

Ht: 6-2 Wt: 243 College: Pittsburgh

Born: March 20, 1958 at Pahokee, Florida

Joined Saints: Draft Choice No. 2b, 1981

PRO: A 10th-year pro who heads the Saints' alltime sack chart with 79.5 for 611 yards lost. Has led or shared the club lead in sacks in six of his nine seasons. Drafted in the second round with choice from San Diego for RB

Chuck Muncie. His 131 games played are eighth on the club's alltime list. Has started in all 131 games he has appeared in his career. **1989** — Following opening game vs. Dallas, Rickey was involved in a car accident after which he was expected to miss 4-6 weeks with a fractured cheekbone . . . after surgery, he missed just two games and came back to start at his LOLB spot vs. Washington, 10/1 . . . they were the only two games in his career he had missed as a result of an injury . . . playing the rest of the way with a special facemask, was credited with 47 tackles and finished third on the team with 7.5 sacks for 35 yards lost . . . registered seven tackles and two sacks in just his third game back, vs. Jets 10/15 . . . he also tallied a pair of sacks at Detroit, 12/3 . . . defended three passes and caused three fumbles on the year. **1988** — Had another fine season, again starting every game he played in . . . co-leader, along with Pat Swilling, on club in sacks with seven for 66 yards lost . . . finished second on tackle chart with 92, including 71 solo hits . . . sacked Lion QBs four times at Detroit 9/18 to tie a club-best he set at Atlanta in 1986 . . . received NFC Defensive Player-of-the-Week accolades for his effort . . . tallied a sack and returned an interception 16 yards vs. Raiders 10/23 . . . also defended five passes on season. **1987** — Quietly went about having his most productive season in terms of overall defense, according to Saints coaching staff . . . ended the season second on tackle chart with 74 total, 57 solos . . . started every game for which he was active . . . had a pair of interceptions on the season . . . had biggest game of his season at Cincinnati 12/20, recorded three sacks, forced two fumbles . . . registered 11 tackles (8 solo) vs. Green Bay, 12/27 . . . defended four passes on the year. **1986** — Went to Pro Bowl for fourth straight year, led team in tackles with 114 total stops, tied for sack lead with nine (71 yards lost) . . . intercepted one pass, defended 13 others . . . forced team-leading and a career-best six fumbles, recovered one . . . credited with 11 tackles (10 solo), and four sacks at Atlanta 12/14, including one on the last play of the game that clinched a 14-9 New Orleans win. **1985** — Earned another trip to the AFC-NFC Pro Bowl, finished second on team tackle list with 107 stops, 69 solo hits . . . led team with 11 sacks for 89 yards lost . . . had two sacks three times: vs. Tampa Bay 9/22; at Green Bay 11/17; and vs. Rams 12/1 . . . defended 15 passes on season, including three vs. Kansas City, 9/8. **1984** — Selected to Pro Bowl for second consecutive campaign . . . led NFC linebackers in sacks with 12 . . . had at least one sack in 10 games, registered two vs. Cincinnati, 12/9 . . . tallied a career-high 11 solo tackles at Rams, 12/2 . . . defended 16 passes and recovered a career-best four fumbles. **1983** — Was the only Saint chosen for the Pro Bowl . . . 11 sacks for 75 yards led club, had three games with two sacks: at Dallas 9/25; at Tampa Bay 10/23; vs. Jets 11/21 . . . defended a career-high 21 passes . . . finished fourth on team with 102 tackles, 67 solo hits. **1982** — In strike-shortened season, registered 47 tackles and was second on club with 4.5 sacks . . . returned only interception of season 32 yards at San Francisco 11/28 to set up crucial score. **1981** — Led team with eight sacks during rookie campaign . . . compiled 125 tackles with 85 solo

hits . . . defended 10 passes and forced a pair of fumbles . . . contract expired in 1989, subject to developments.

COLLEGE: Played defensive end in Pittsburgh's number-one-ranked defense . . . played opposite Hugh Green, but Jackson led team in tackles . . . member of Pitt team which had 19 seniors drafted into the NFL . . . played in Senior Bowl, and was defensive MVP in East-West Shrine Game . . . ABC Player of the Game vs. Penn State in 1980, year that Panthers contended for NCAA championship. . . majored in history.

PERSONAL: Attended Pahokee (Florida) High School . . . caught 21 passes for eight TDs as tight end senior year . . . played in three state football championship games, and was on state basketball championship team senior year . . . full name is Rickey Anderson Jackson . . . married (Norma) with daughter (Rickeyah 4/23/84) and son (Rickeyem 1/11/89) . . . lives in Destrehan.

GAMES STARTED/PLAYED: (1981, 16/16); (1982, 9/9); (1983, 16/16); (1984, 16/16); (1985, 16/16); (1986, 16/16); (1987, 12/12); (1988, 16/16); (1989, 14/14). Totals 131/131.

Year	TACKLES			SACKS		INTERCEPTIONS		TD
	Tkl	Asst	Tot.	No.	Yards Lost	No.	Yards	
1981	85	40	125	8	65	None	0	0
1982	32	15	47	4.5	34	1	32	0
1983	67	35	102	11	75	1	0	0
1984	97	27	124	12	93	1	14	0
1985	69	38	107	11	89	None	0	0
1986	85	29	114	9	71	1	1	0
1987	57	17	74	9.5	81	2	4	0
1988	71	21	92	7	66	1	16	0
1989	40	7	47	7.5	35	None		
Totals	603	229	832	79.5	611	7	67	0

Additional Stats: Fumbles Recovered: 1981, 1; 1982, 2; 1983, 2; 1984, 4; 1986, 1. Forced Fumbles: 1981, 2; 1982, 1; 1984, 4; 1986, 6; 1987, 3; 1988, 2; 1989, 3. Passes Defensed: 1981, 10; 1982, 10; 1983, 21; 1984, 16; 1985, 15; 1986, 13; 1987, 4; 1988, 5; 1989, 3.

NEW ORLEANS SAINTS IN OVERTIME GAMES (1-5)

Nov. 13, 1977 — San Francisco 10, New Orleans 7, at Superdome
 Sep. 2, 1979 — Atlanta 40, New Orleans 34, at Superdome
 Dec. 7, 1980 — San Francisco 38, New Orleans 35, at Candlestick Park
 Sep. 18, 1983 — New Orleans 34, Chicago 31, at Superdome
 Oct. 21, 1984 — Dallas 30, New Orleans 27, at Texas Stadium
 Nov. 26, 1989 — L.A. Rams 20, New Orleans 17, at Superdome



53 VAUGHAN JOHNSON

Linebacker Year With Saints: 5 Year in NFL: 5
Ht: 6-3 Wt: 245 College: North Carolina State
Born: March 4, 1962 at Morehead City, North Carolina
Joined Saints: Draft Choice No. 1 (USFL
Supplemental, 1984) Signed 1986

PRO: Excellent athlete, taken in the first round of the 1984 USFL supplemental draft. Possesses fine agility, best pass coverage man among linebackers. Fierce competitor, especially tough against the run on short-yardage situations. **1989** — Earned first-ever trip to AFC-NFC Pro Bowl . . . started all 16 games for second consecutive season . . . tied for second on club with 83 tackles, 65 of them solo stops . . . led linebackers for third straight year in passes defended with four . . . turned in a season-best nine tackles (8 solo) vs. San Francisco, 10/8, credited with eight stops (7 solo), at San Francisco, 11/6 . . . tallied lone sack of season vs. Rams, 11/26 . . . recovered fumble at New England, 11/12 . . . named to UPI all-NFC team for second year in a row . . . also selected AP all-NFC second team, and pro football weekly All-NFC team. **1988** — Led Saints in tackles for second consecutive season with 114, including 82 solo hits . . . had two sacks for 14 yards lost . . . had one interception that he returned 34 yards in which he broke numerous tackles and hurdled over several defenders to help preserve Saints' 14-10 win at Rams 11/13 . . . topped linebackers with eight passes defended . . . had an 18-tackle performance, half of them solo stops, at Washington 11/6 . . . named to Sports Illustrated's all-Pro team and the UPI all-NFC squad. **1987** — Took over starting inside linebacker position, led Saints in tackles with 87 solo hits . . . tenacious player, had many big hits in course of season . . . had big interception vs. Cleveland in season-opener 9/13 . . . had sack vs. Cincinnati 12/20 . . . forced two fumbles, recovered one. **1986** — Big man who had big part of situation defense for Saints . . . learned quickly, athletic ability made it difficult for coaches to keep him off the field . . . played much in Saints' nickel and special defensive sets . . . had 37 total tackles, one sack, an interception and recovered a fumble . . . played with USFL Jacksonville Bulls 1984-85, had 154 tackles in 1984 season . . . contract runs through 1990 season with no option.

COLLEGE: All-America selection by Sporting News . . . led Wolfpack in tackles both junior and senior seasons. . . majored in education.

PERSONAL: Attended West Carteret High School in Morehead City, North Carolina . . . spends offseason working in family construction firm back in his hometown . . . single . . . lives in Morehead City in offseason.

GAMES STARTED/PLAYED: (1986, 0/16); (1987, 12/12); (1988, 16/16); (1989, 16/16). Totals 44/60.

Year	TACKLES			No.	SACKS		INTERCEPTIONS		TD
	Tkl	Asst	Tot.		Yards Lost	No.	Yards		
1986	30	3	33	1	6	1	15	0	
1987	73	14	87	1	12	1	0	0	
1988	82	32	114	2	14	1	34	0	
1989	65	18	83	1	10	0	0	0	
Totals	250	67	317	5	42	3	49	0	

Additional Stats: Fumbles Recovered: 1986, 1; 1987, 1; 1989, 1. Forced Fumbles: 1987, 2. Passes Defensed: 1986, 2; 1987, 5; 1988, 8; 1989, 4.



23 BUFORD JORDAN

Fullback Year With Saints: 5 Year in NFL: 5
Ht: 6-0 Wt: 223 College: McNeese State
Born: June 26, 1962 at Lafayette, Louisiana
Joined Saints: Free Agent, 1986

PRO: Hard working back who continues to build strength, has tremendous leg power. Chosen in first round by Green Bay in 1984 USFL supplemental draft, went to camp with Packers in 1985. Played with New Orleans/Portland Breakers of USFL 1984-85. **1989** — Started seven games at fullback despite being hampered with a hamstring problem . . . 179 rushing yards ranked third on the club . . . pulled a hamstring opening game vs. Dallas, did not play the following week . . . started vs. Washington, 10/1, ran for a season-long 32-yard gain in the first quarter, reaggravated the hamstring, and was inactive the next four weeks . . . came back and started six of the final eight contests . . . carried eight times for 33 yards and a pair of scores in Saints' 26-17 win at Atlanta, 11/19, second time in his career he had run for two TDs in a game . . . ran four times for a season-high 34 yards at Buffalo, 12/10 . . . continued excellent blocking in leading way for Dalton Hilliard . . . also served on special teams where he made three stops . . . underwent minor arthroscopic knee surgery following the season. **1988** — Spent first two games of season on injured reserve with a sprained knee, came back and played in the remaining 14, starting three of them . . . carried ball 19 times for 115 yards for a club-best 6.1 average . . . put together best rushing day of career on final day of season vs. Atlanta, 12/18 when he rushed six times for 68 yards . . . also had a career-long 44-yard effort in which he bounced off and bulled his way through numerous would-be tacklers . . . caught five passes for 70 yards on season . . . recovered a Rueben Mayes' fumble and returned it seven yards for a TD at Washington 11/6 . . . one of Saints' top performers on special teams, tallied eight tackles. **1987** — Opened the season as the starter at fullback, lost it during the middle of the season, regained it again for the final two games of the regular season . . . ran the ball only 12 times on the season, caught three pass-

es . . . ran the ball twice at Cincinnati 12/20, scored both times in dramatic Saints comeback . . . special teams mainstay, returned blocked punt 13 yards at Pittsburgh 11/29. **1986** — As rookie, started nine games at full-back, played in all 16 . . . finished season ranked third on rushing chart with 207 yards . . . used primarily as blocking back for Mayes and Hilliard, never carried the ball more than eight times in a game . . . also caught 11 passes, including big catch vs. San Francisco 11/2 that set up early touchdown . . . contract runs through 1990 with no option.

COLLEGE: Left McNeese State as the alltime leading rusher in Louisiana history with 4,156 yards . . . four-time all-Southland Conference selection . . . holds virtually all of McNeese's rushing records. . . only SLC player to rush for over 1,000 yards three seasons . . . played in East-West Shrine and Senior Bowls . . . majored in business administration.

PERSONAL: Attended Iota (Louisiana) High School . . . brother and sister both played sports at McNeese . . . married (Adries) with daughter (Samantha Lacey 6/24/86) and son (Brandin 9/15/87) . . . lives in Kenner.

GAMES STARTED/PLAYED: (1986, 9/16); (1987, 4/12); (1988, 3/14); (1989, 7/11). Totals 23/53.

Year	RUSHING					RECEIVING				
	No.	Yds.	Avg.	LG	TD	No.	Yds.	LG	TD	
1986	68	207	3.0	10	1	11	127	37	0	
1987	12	36	3.0	8	2	2	13	11	0	
1988	19	115	6.1	44	0	5	70	25	0	
1989	38	179	4.7	32	3	4	53	17	0	
Totals	137	537	3.9	44	6	22	263	37	0	

Additional Stats: Kickoff Returns: 1987, 2-28 yards, 16 Long. Returned fumble seven yards for TD at Washington 11/6/88.



60 STEVE KORTE

Center Year With Saints: 8 Year in NFL: 8
Ht: 6-2 Wt: 271 College: Arkansas
Born: January 15, 1960 at Denver, Colorado
Joined Saints: Draft Choice No. 2, 1983


PRO: 38th player selected overall, ninth offensive lineman taken in the 1983 draft. A guard in college converted to a center with Saints. A weightlifting fanatic who continues to build strength and flexibility through club's off-season conditioning program. **1989** — Sat out opening week with a knee injury, started four of the next five games at center . . . did not play weeks 7-

11, inactive 12-13, finally placed on injured reserve 12/7 for remainder of campaign as knee got worse. **1988** — Regained starting spot at center from Joel Hilgenberg to start in all 16 games, one of only two Saints' offensive linemen to do that (LT Jim Dombrowski) . . . second time in his career he has started all 16 contests (1986). **1987** — Was steaming toward big season, but shoulder separation in final preseason game sidelined him until 11th game of the season, saw limited action hence. **1986** — Remained healthy for first time since his rookie season of 1983 . . . started every game at center, a key to the offensive line's success. **1985** — Started at center, but was injured vs. Tampa Bay 9/22 (knee), and spent four weeks on injured reserve . . . came back to start the remaining nine games. **1984** — Started all 15 games he played in . . . started the season at center, played there until injuries dictated that he move to guard . . . spent the final two games of the season as the starting center. **1983** — Drafted as guard and played all 16 games rookie year . . . recovered fumble in end zone for first professional TD vs. Rams 12/18 . . . contract runs through 1991 with no option.

COLLEGE: Billed as the strongest player in Arkansas history . . . consensus first team All-America and first team all-Southwest Conference as junior and senior . . . played on Razorbacks' junior varsity team as DT . . . holds degree in physical education with emphasis on exercise physiology.

PERSONAL: Attended Arapahoe High School in Littleton, Colorado where he was all-everything . . . also captained hockey team . . . married (Sharon) with two sons (Steven Jeffrey, Jr. 3/10/86 and Shane Michael 11/22/87) . . . worked this past offseason as a fully licensed representative of a prominent financial investment company . . . lives in Mandeville. Pronounced COURT.

GAMES STARTED/PLAYED: (1983, 0/16); (1984, 15/15); (1985, 12/12); (1986, 16/16); (1987, 0/3); (1988, 16/16); (1989, 4/5). Totals 63/83.



24 MILTON MACK

Cornerback Year With Saints: 4 Year in NFL: 4
Ht: 5-11 Wt: 182 College: Alcorn State
Born: September 20, 1963 at Jackson, Mississippi
Joined Saints: Draft Choice No. 5, 1987

PRO: The second of four defensive backs selected by the Saints in the 1987 draft. **1989** — Started first two games of season at right cornerback, yielded the spot to Toi Cook for the final 14 contests . . . became starter at nickel back, started two games at that spot . . . recorded five solo stops including his only sack of the year at Green Bay, 9/17 . . . picked off only two passes of season in back-to-back weeks (vs. Jets 10/15 and at Rams 10/22) . . . nine passes defended were fourth among Saints' defenders . . . tallied 36 tackles on season, including four on special teams. **1988** — Saw

increased action at cornerback spot . . . made first start of his career (LCB) at Washington 11/6 . . . sprained an ankle in the game, however, and did not play the next two weeks . . . compiled 19 tackles, 17 solo . . . grabbed an interception and returned it 19 yards at Seattle 10/16 . . . forced a fumble and had only QB sack of season at Minnesota, 12/4 . . . received a good deal of playing time on special teams, and in nickel and dime schemes. **1987** — Played extensively during rookie season, appeared in 13 games . . . had four interceptions, defended seven passes playing in Saints' situation defenses as fifth, sixth or seventh defensive back . . . had 25 tackles, 19 solo . . . had 26-yard interception return in final regular-season contest vs. Green Bay, 12/27 . . . contract runs through 1991 with no option.

COLLEGE: All-SWAC selection as a senior, led Alcorn State in interceptions as a junior . . . played in East-West Shrine games following senior season . . . majored in Technical Education.

PERSONAL: Attended Callaway High School in Jackson, Mississippi where he was MVP on the football team as a senior . . . married this past off-season (Valorie) . . . lives in Kenner in offseason.

GAMES STARTED/PLAYED: (1987, 0/13); (1988, 1/14); (4/16). Totals 5/43.

Year	Tkl	TACKLES		INTERCEPTIONS		
		Asst	Tot.	No.	Yds.	TD
1987	19	6	25	4	32	0
1988	17	2	19	1	19	0
1989	33	3	36	2	0	0
Totals	69	11	80	5	51	0

Additional Stats: Forced Fumbles: 1988, 1; 1989, 2. Sacks: 1988, 1-6 yards; 1989, 1-7 yards. Passes Defensed: 1987, 7; 1988, 1; 1989, 9.



84 ERIC MARTIN

Wide Receiver Year With Saints: 6 Year in NFL: 6
Ht: 6-1 Wt: 207 College: Louisiana State
Born: November 8, 1961 at Van Vleck, Texas
Joined Saints: Draft Choice No. 7, 1985

PRO: In five seasons has climbed to third on the Saints' alltime receiving chart, and second in receiving yardage. With 269 receptions, needs 16 to overtake Tony Galbreath for second, and 41 to surpass Danny Abramowicz for top spot. With 4,148 receiving yards, needs 727 more to move ahead of Abramowicz as club's alltime leader. With 31 receiving touchdowns, seven more would break the club standard of 37 held by Abramowicz. Needs three more TDs to move ahead of Galbreath into third spot alltime in that category.

ry. Eric also holds the team record for most 100-yard receiving days in a career with 11, and in a season with five in 1989. Enters 1990 campaign having caught a pass in 41 straight contests. Has caught a pass in every game three times (1986, 1988, 1989). Has caught a pass in 77 of the 79 games in which he has appeared. **1989** — Led club in receiving for third straight season, finished 10th in the NFC with 68 receptions for 1,090 yards . . . his receiving yardage broke the club record he set in 1988 (1,083) . . . set a club mark with five 100-yard receiving days . . . caught five passes for 131 yards and two TDs, including a 53-yard score vs. Jets 10/15, hauled in five for 116 yards and a TD the following week at Rams . . . grabbed five for 107 yards and a pair of scores vs. Rams 11/26 . . . had back-to-back 100-yard days in weeks 14-15 . . . caught four for 100 yards at Buffalo 12/10, and a season-high nine for 120 yards and two TDs vs. Philadelphia following week . . . his eight touchdowns marked a personal-best . . . has now caught a pair of touchdown passes in a game on five occasions in his career . . . started 15 of 16 games, did not start at Green Bay 9/17 after he sprained an ankle opening week vs. Dallas. **1988** — Had his best year as a pro as he broke Saints records for catches (85) and receiving yardage (1,083) . . . named to his first Pro Bowl team . . . finished second in NFC in catches, one behind the Rams' Henry Ellard . . . tied with Lonzell Hill for team lead in TDs scored with seven . . . had three 100-yard receiving days on the year: vs. Rams 10/30 (6-132), at Washington 11/6 (10-146, 1 TD), vs. Denver 11/20 (8-111, 2 TDs) . . . his ten catches against the Redskins is a personal best, and the most for a Saints' receiver since 1982 season (11, Wayne Wilson vs. Atlanta 1/2/83) . . . caught Bobby Hebert's longest TD completion of the season, a 40-yard strike vs. Denver. **1987** — Came to the forefront of the Saints' receiving corps, led team with 44 catches, second in TDs scored with 7 . . . had three 100-yard receiving games: at St. Louis 10/11 (7-101, 1 TD), vs. Tampa Bay 12/6 (2-101), and vs. Houston 12/13 (6-130, 2 TDs) . . . made giant catch vs. Giants 11/22, a 22-yard TD grab that put Saints ahead to stay in 23-14 triumph . . . caught a pass in all but one game . . . also returned punts early in the season, had 14 for 88 yards. **1986** — Was the only Saints' receiver to catch a pass in every game . . . had huge day vs. Green Bay 9/14 when his first two catches went for 76 and 84 yards, finished with three catches for a career-high 164 yards (54.7), including the 76-yard score . . . caught seven passes including TD grab at Rams 11/23 . . . also utilized on punt returns, fielded 22 for 221 yards (10.0). **1985** — Had outstanding rookie year, started 11 of 16 games, caught a pass in all but one game . . . total of 35 receptions was third on team . . . led club in TDs scored with four . . . made spectacular catch vs. Rams 12/1 that went for a 43-yard TD to put the game out of reach in a 29-3 win . . . snared three passes for a season-high 82 yards at Atlanta 10/20 . . . contract runs through 1991 season with no option.

COLLEGE: Ended his career as the alltime Southeastern Conference receiving yardage leader (2,625) . . . also held LSU school records for career pass receptions (152), season pass receptions (52 in 1983), most receiving yards in a single game (209), and most yards receiving in a single season (1,064 in 1983) . . .

first-team All-America by Sporting News as senior, and first-team all-SEC by AP . . . spent freshman year returning kicks, holds another LSU record with a 100-yard return that year . . . majored in general studies.

PERSONAL: Attended Van Vleck (Texas) High School . . . holds annual Black History Basketball Tournament in Van Vleck, funds go to E.W. Martin scholarship, given to needy boy or girl at Van Vleck High School . . . married (Tamara) with daughter (Erica 2/1/86) . . . lives in Kenner.

GAMES STARTED/PLAYED: (1985, 11/16); (1986, 11/16); (1987, 11/15); (1988, 16/16); (1989, 15/16). Totals 64/79.

RECEIVING					
Year	No.	Yards.	Avg.	LG	TD
1985	35	522	14.9	50	4
1986	37	675	18.2	84	5
1987	44	778	17.7	67	7
1988	85	1083	12.7	40t	7
1989	68	1090	16.0	53t	8
Totals	269	4148	15.4	84	31

KICKOFF RETURNS						PUNT RETURNS					
Year	No.	Yds.	Avg.	LG	TD	No.	FC	Yds.	Avg.	LG	TD
1985	15	384	25.6	69	0	8	10	53	6.6	13	0
1986	3	64	21.3	27	0	24	9	227	9.5	39	0
1987	1	15	15.0	15	0	14	2	88	6.3	15	0
1988	3	32	10.3	32	0	None					
1989	None					None					
Totals	22	495	22.5	69	0	46	21	368	8.0	39	0

Additional Stats: Rushing: 1985, 2-(-1), 11 Long; 1988, 2-12, 9 Long. Fumbles: 1985, 1; 1986, 5; 1988, 2; 1989, 1.

ERIC MARTIN 1989 RECEIVING					
Opponent	No.	Yds.	Avg.	LG	TD
Dallas	5	46	9.2	21	0
@Green Bay	2	41	20.5	28	0
@Tampa Bay	7	96	13.7	17	0
Washington	3	30	10.0	20	0
San Francisco	5	86	17.2	25	0
N.Y. Jets	5	131	26.2	53t	2
@L.A. Rams	5	116	23.2	51	1
Atlanta	2	89	44.5	50	0
@San Francisco	2	6	3.0	6	0
@New England	3	25	8.3	10	0
@Atlanta	3	13	4.3	7	0
L.A. Rams	5	107	21.4	35t	2
@Detroit	3	19	6.3	8	0
@Buffalo	4	100	25.0	34	0
Philadelphia	9	120	13.3	20	2
Indianapolis	5	65	13.0	20	1
Totals	68	1090	16.0	53t	8



93 WAYNE MARTIN

Defensive End Year With Saints: 2 Year in NFL: 2

Ht: 6-5 Wt: 275 College: Arkansas

Born: October 26, 1965 at Forrest City, Arkansas

Joined Saints: Draft Choice No. 1, 1989

PRO: 19th player taken overall, and third defensive lineman in the 1989 draft behind Burt Grossman (San Diego) and Trace Armstrong (Chicago). Excellent athlete with speed and agility who has been timed at 4.92 in the 40-yard dash. **1989** — Brought along slowly in rookie season, played in all 16 contests with increased action as the season wore on . . . tallied initial career sack in pro debut vs. Dallas, 9/10 . . . made 18 stops on season, credited with three solo hits vs. Washington, 10/1 and at Buffalo 12/10 . . . 2.5 sacks were third among Saints' defensive linemen . . . batted down a pair of passes and recovered two fumbles . . . contract runs through 1992 with no option.

COLLEGE: Started final three seasons at defensive tackle, earning first team All-America accolades from The Sporting News, AP and UPI as a senior when he registered 13 sacks and 68 tackles, including 18 for losses . . . led the Razorbacks in sacks each season as a starter, ended career with 25.5 QB drops . . . majored in criminal justice.

PERSONAL: All-America, all-state and all-district tight end and defensive end at Cross County High School in Cherry Valley, Arkansas. . . brother, Jeff, is a forward for the Los Angeles Clippers of the NBA. . . single. . . spent offseason in New Orleans area.

GAMES STARTED/PLAYED: (1989, 0/16).

TACKLES				SACKS	
Year	Tkl	Asst	Tot.	No.	Yards Lost
1989	13	5	18	2.5	11

Additional Stats: Fumbles Recovered: 1989, 2. Passes Defensed: 1989, 2.



40 ROBERT MASSEY

Cornerback Year With Saints: 2 Year in NFL: 2

Ht: 5-10 Wt: 182 College: North Carolina Central

Born: February 17, 1967 at Rock Hill, South Carolina

Joined Saints: Draft Choice No. 2, 1989

PRO: Sixth defensive back and 46th player selected overall in the 1989 draft. **1989** — One of only six NFL rookies to start all 16 games . . . his five interceptions were second on the club to Dave Waymer's six, tied for

league-lead among rookies with New England's Maurice Hurst and Atlanta's Deion Sanders . . . led defense with 18 passes defended, finished fourth with 80 tackles, 72 solo hits . . . stood out on special teams as well, recorded seven stops . . . broke up four passes in pro debut vs. Dallas, 9/10 . . . came up with first career interception at Tampa Bay, 9/24 . . . tallied a season-high 12 tackles (9 solo) vs. Atlanta, 10/29 . . . came up with a pair of INTs, defended four passes and made seven solo stops vs. Rams, 11/26 . . . returned a punt 54 yards after he took the ball on a reverse from Bobby Morse in season finale vs. Indianapolis, 12/24 . . . named to PFWA, College and Pro Football Newsweekly, Pro Football Weekly and Football Digest's all-rookie teams . . . contract runs through 1990 with no option.

COLLEGE: Finished career third on the Eagles' alltime list with 19 interceptions for 336 yards, also blocked 12 kicks . . . lettered all four years, spent freshman season at linebacker . . . a consensus Little All-America as a senior when he picked off five passes and broke up 13 others . . . used as a spot receiver during junior campaign, caught five passes for 157 yards and a TD . . . played in East-West Shrine Game and Senior Bowl . . . earned degree in history this past offseason.

PERSONAL: Attended Garinger High School in Charlotte, North Carolina . . . single . . . makes offseason home in Charlotte.

GAMES STARTED/PLAYED: (1989, 16/16).

Year	Tkl	TACKLES		INTERCEPTIONS		
		Asst	Tot.	No.	Yds.	TD
1989	79	8	87	5	26	0

Additional Stats: Forced Fumbles: 1989, 1. Passes Defended: 1989, 18. Kickoff Returns: 1989, 0-54 yards.



39 BRETT MAXIE

Safety Year With Saints: 6 Year in NFL: 6
Ht: 6-2 Wt: 194 College: Texas Southern
Born: January 13, 1962 at Dallas, Texas
Joined Saints: Free Agent, 1985

PRO: In five seasons, has stood out in defensive sets as both a strong and free safety, and on special teams. **1989** — Did not serve as a regular starter for first time in three seasons, but saw extensive action in nickel and dime schemes, and in short-yardage situations, became an important member of special teams unit . . . started two of the 16 games in which he participated

(at Detroit 12/3 and vs. Indianapolis 12/24) as Saints began with six DBs . . . tied for team-lead among special teamers with 10 tackles, finished with 41 overall, 35 solo . . . tied for third on club with three interceptions, defended five passes and recovered a fumble . . . returned an interception 26 yards for first pro touchdown at New England, 11/12 . . . picked off a Jim Kelly pass in final minute to seal outcome in Saints' 22-19 victory at Buffalo, 12/10 . . . tallied eight stops, including three on special teams at Rams, 10/22. **1988** — Started all 16 games at free safety, the only Saints' DB to start every contest . . . had no interceptions, but came up with some key stops . . . second among Saints' backs with 78 tackles, 57 solo hits . . . defended four passes, forced one fumble . . . tallied 16 tackles with 12 primary hits at Washington 11/6. **1987** — Started season as a spot player, but moved into the starting free safety position for game six, and kept it for the rest of the year . . . intercepted three passes, defended 11 . . . had 49 tackles, 36 solo stops . . . charged in to sack Bernie Kosar for a safety vs. Cleveland, 9/13 in big Saints win to open season . . . had another sack in final game of season, vs. Green Bay 12/27. **1986** — Was used primarily in nickel and dime situations, had two interceptions on the season, recovered one fumble . . . had 48 total tackles, 37 solo . . . came up with first career interception at Indianapolis, 10/12 . . . exceptional as a special teamer, played at wideout position on punt team, made some spectacular hits. **1985** — Played in all 16 games, mainly on special teams, but saw much action as nickel back . . . started final game of the season at strong safety in place of injured Terry Hoage . . . tallied 37 tackles, 31 solo . . . recovered a fumble at Rams, 11/3 . . . contract expired in 1989, subject to developments.

COLLEGE: Lettered three years at Texas Southern . . . received degree in biology.

PERSONAL: Attended James Madison High School in Dallas . . . single . . . makes offseason home in Spring, Texas.

GAMES STARTED/PLAYED: (1985, 1/16); (1986, 0/15); (1987, 10/12); (1988, 16/16); (1989, 2/16). Totals 29/75.

Year	Tkl	TACKLES		INTERCEPTIONS		
		Asst	Tot.	No.	Yds.	TD
1985	31	6	37	0	0	0
1986	37	11	48	2	15	0
1987	35	13	48	4	43	0
1988	57	21	78	0	0	0
1989	35	6	41	3	41	1
Totals	195	57	252	9	99	1

Additional Stats: Fumbles Recovered: 1985, 1; 1986, 1; 1989, 1. Forced Fumbles: 1986, 1; 1987, 1; 1988, 1. Sacks: 1987, 2-17 yards, 1 safety. Passes Defended: 1985, 1; 1986, 2; 1987, 11; 1988, 4; 1989, 5. Punt Returns: 1987, 1-12 yards.



36 RUEBEN MAYES

Running Back Year With Saints: 4 Year in NFL: 4

Ht: 5-11 Wt: 201 College: Washington State

Born: June 6, 1963 at North Battleford, Saskatchewan

Joined Saints: Draft Choice No. 3a, 1986

PRO: First of three players taken by the Saints in the third round of the 1986 draft (57th overall), selected with choice from Tampa Bay for DB David Greenwood. Stands fourth on the Saints' alltime rushing chart with 2,898 yards on 699 carries (4.1), 488 yards behind Chuck Muncie for second spot, and 120 behind Dalton Hilliard. **1989** — Spent the entire season on injured reserve, underwent surgery to repair frayed Achilles' tendon, 10/13 . . . majority of rehabilitation was completed by season's end, expected to return for 1990 at 100%. **1988** — First season Rueben did not lead club in rushing . . . still rushed for 628 yards on 170 carries (3.7), finishing second behind Hilliard, after undergoing offseason arthroscopic knee surgery . . . played in all regular games for third straight year . . . did not begin season as starter, but started vs. Dallas 10/3 and went on to start nine of the final 12 contests, including the last seven . . . had lone 100-yard rushing day of season in Saints' 42-0 blowout vs. Denver 11/20, carried 25 times for 115 yards and a TD in the contest, for 10th 100-yard rushing day of career . . . totaled 80 yards on 16 attempts (5.0) with a 17-yard TD jaunt at Atlanta 9/11 . . . hauled in 11 passes for a career-high 103 yards . . . grabbed a career-long 25-yard pass vs. Raiders 10/23 . . . also returned seven kickoffs for 132 yards, including a 33-yarder vs. Rams 10/30. **1987** — Named to second consecutive Pro Bowl, but again could not play because of surgery . . . tore knee ligaments in wild card playoff game against Minnesota 1/3, was operated on two days later . . . nearly reached the 1,000-yard plateau for second season despite losing three games to players strike . . . led Saints in rushing, but shared tailback more with a productive Hilliard . . . had three 100-yard rushing days (24-147 vs. Cleveland, 9/13; 29-144 vs. San Francisco, 10/25; 19-112 at Atlanta, 11/1) . . . had two-TD day vs. Tampa Bay 12/6. **1986** — Led all rookies in rushing with 1,353 yards, fourth in NFL . . . third in NFL in yards per carry (4.7). . . didn't start until fifth game of season, had only 22 carries for 120 yards until then . . . leading TD scorer on team with eight . . . returned kickoff for touchdown vs. Giants 9/28, but penalty wiped it out . . . had Saints single-game rushing record with 207 yards vs. Dolphins 12/7 until final carry (four-yard loss) put him behind George Rogers' record (206) . . . also caught 16 passes during season, returned 10 kickoffs for 213 yards . . . had six 100-yard plus games, three of more than 150 . . . named to AFC-NFC Pro Bowl, but chose to forego game for Achilles' tendon operation following the season to expedite preparation for 1987 season . . . had tendon problem throughout season, but played anyway . . . named to every all-rookie team . . . best game came vs. Miami, rushed for 203 yards on 28 carries, two TDs, caught two passes for 22 yards . . . ran for a season-long

50-yard carry vs. New England 11/30, when he ran 33-157 and a score . . . rushed 24-172 vs. Tampa Bay 10/19 . . . scored two TDs in a game three times, vs. Tampa Bay 10/19, vs. San Francisco 11/2, vs. Miami 12/7 . . . contract runs through 1991 with no option.

COLLEGE: Holds every rushing record in Washington State history . . . gained over 1,000 yards each of his last two years, was PAC-10 rushing champion both seasons . . . PAC-10 offensive player of the year 1984-85 . . . sixth-rated rusher (ahead of O.J. Simpson) in PAC-10 history, second in that group in yards per carry (5.5) behind only Darrin Nelson (5.7) . . . finished tenth in Heisman balloting junior year . . . as junior set NCAA records for single-game rushing yardage (357 vs. Oregon) and two-consecutive-game yardage (Oregon plus Stanford, 216) . . . All-America selection junior and senior seasons . . . played in Blue-Gray and East-West Shrine games . . . majored in political science.

PERSONAL: Attended North Battleford (Canada) High School . . . married (Marie) . . . lives in Lynnwood, Washington . . . earned his broker's license two offseasons ago, worked as a financial consultant for Merrill Lynch in the Seattle area this past offseason. Pronounced MAZE.

GAMES STARTED/PLAYED: (1986, 12/16); (1987, 12/12); (1988, 9/16); (1989, 0/0). Totals 33/44.

Year	RUSHING					RECEIVING			
	No.	Yds.	Avg.	LG	TD	No.	Yds.	LG	TD
1986	286	1353	4.7	50	8	17	96	18	0
1987	243	917	3.8	38	5	15	68	16	0
1988	170	628	3.7	21	3	11	103	25	0
Totals	699	2898	4.1	50	16	43	267	25	0

Year	KICKOFF RETURNS				
	No.	Yds.	Avg.	LG	TD
1986	10	213	21.3	34	0
1987	None				
1988	7	132	18.9	33	0
Totals	16	325	20.3	34	0

Additional Stats: Fumbles: 1986, 4; 1987, 8; 1988, 1.



51 SAM MILLS

Linebacker Year With Saints: 5 Year in NFL: 5

Ht: 5-9 Wt: 225 College: Montclair State

Born: June 3, 1959 at Neptune, New Jersey

Joined Saints: Free Agent, 1986

PRO: Originally signed as free agent in 1981 with Cleveland, was released. Went to Canadian Football League, signed with Toronto later that season. Went to USFL Philadelphia Stars and Jim Mora in 1982, played there three seasons, was the Stars' leading tackler every year. Played in Pro Bowls 1987-88. Has started all but four games since his arrival in New Orleans. Signal-caller on defense, teams with up with Vaughan Johnson to give Saints most formidable middle ever. Makes up for lack of size with aggressiveness, quickness and intelligence. **1989** — First time in three years he was not selected to the Pro Bowl, but led the team in tackles with 95, 80 solo . . . recorded first career sack at Tampa Bay, 9/24, also tallied sacks vs. Rams (11/26) and at Detroit (12/3) . . . tallied 11 tackles with a season-high 9 solo vs. Washington, 10/1, also turned in 11 (8 solo) following week vs. San Francisco . . . defended two passes, forced two fumbles and recovered a fumble on season . . . did not start in season finale vs. Indianapolis as Saints opened with dime defense, broke personal string of 56 straight starts. **1988** — Named to his second Pro Bowl post following season after finishing second on team in total tackles (105) . . . recovered three fumbles on the season . . . had 14 stops (10 solo) at Washington, 11/6. **1987** — Made first Pro Bowl appearance, started all 12 games in the middle of the Saints defense . . . fourth on team tackle chart with 58, 41 primary hits . . . also in the right place at the right time, recovered three fumbles on the season . . . was the focal point on a big hit that kept Pittsburgh out of the end zone late in the game, 11/29, to preserve 20-16 Saints win, and claim the team's first-ever winning season. **1986** — Came to Saints during training camp following USFL breakup, started final 13 games of season at inside linebacker . . . ended season second on team tackle chart with 92 . . . had 11 total tackles vs. Rams 11/9 when Saints held Eric Dickerson to 57 yards rushing, only eight in second half, in 6-0 victory . . . turned in 13 tackle effort (10 solo) at Rams, 11/23 . . . contract runs through 1991 with no option.

COLLEGE: Captain junior and senior seasons . . . Kodak Division II All-American in 1980 . . . New York Times all-East selection as senior, also named all-East Defensive Player of the Year . . . holds degree in industrial technology.

PERSONAL: Attended Long Branch (N.J.) High School . . . taught photography at East Orange (N.J.) High School before joining Stars . . . married (Melanie) with two sons (Sam III 5/20/78 and Marcus 6/16/83) and daughter (Larissa 3/15/83) . . . has worked the past two offseasons with Benson Man-

agement Company as a dealership trainee with designs of owning or managing a car dealership following football career . . . lives in Kenner.

GAMES STARTED/PLAYED: (1986, 13/16); (1987, 12/12); (1988, 16/16); (1989, 15/16). Totals 56/60.

Year	TACKLES		Tot.
	Tkl	Asst	
1986	69	23	92
1987	41	17	58
1988	77	28	105
1989	80	15	95
Totals	267	83	350

Additional Stats: Sacks: 1989, 3-19 yards. Fumbles Recovered: 1986, 1; 1987, 3; 1988, 3; 1989, 1. Forced Fumbles: 1986, 1; 1987, 1; 1989, 2. Passes Defensed: 1986, 4; 1987, 2; 1988, 2; 1989, 2.



35 BOBBY MORSE

Running Back Year With Saints: 2 Year in NFL: 3

Ht: 5-10 Wt: 213 College: Michigan State

Born: October 3, 1965 at Muskegon, Michigan

Joined Saints: Free Agent, 1989

PRO: Originally joined in Saints in 4/24/89 trade with Philadelphia for Saints #11 pick in the 1990 draft. Has quickly become a crowd favorite with his desire and intensity. **1989** — Released in final cut, 9/4, re-signed 9/22 . . . played in seven contests in first stint, mostly on special teams . . . ran for 39 yards on a fake punt vs. Washington, 10/1 . . . returned kickoff for 25 yards at San Francisco, 11/6, released 11/9, signed by 49ers and released later that week . . . re-signed by Saints 11/29 . . . in first game back, returned kickoff a 99 yards for a score at Detroit, 12/3, the first Saint to do that since Mel Gray in 1986 . . . the return was also the second longest in club history (101, Mel Gray at San Francisco 9/21/86) . . . took over punt return duties for final three games . . . ended season as a vital member of the special teams where he co-led the team with 10 tackles, including three vs. Eagles in Monday night game, 12/18. **1988** — Sat out season. **1987** — Drafted in the 12th round by the Eagles, made the team as a reserve running back and kick returner . . . played in 11 contests with no starts, returned 24 kicks for 386 yards (16.1) and 20 punts for 121 yards (6.1) . . . carried the ball six times for 14 yards and caught one pass for eight yards . . . made 15 stops on special teams and also recovered a fumble . . . contract signed during 1990 offseason runs through 1990 with no option.

COLLEGE: Spent majority of career blocking for Houston's Lorenzo White . . . finished career with 651 yards rushing on 161 carries (4.0) and nine TDs, including 398 yards as a senior . . . caught 102 passes for 723 yards and three TDs in his career . . . in four years as a punt returner, never called a fair catch or fumbled a punt . . . ran back a punt 87 yards for a score against Michigan in 1984 . . . an honorable mention all-Big Ten choice in 1984 and 1986 . . . earned degree in advertising.

PERSONAL: A two-time all-state selection at Muskegon (Mich.) Catholic Central High School, also lettered in basketball and track . . . spent majority of offseason in New Orleans area as a regular participant in club's conditioning program.

GAMES STARTED/PLAYED: (1987, 0/11); (1988, 0/0); (1989, 0/11). Totals 0/22. Totals with Saints 0/11.

Year	No.	RUSHING				No.	KICKOFF RETURNS			
		Yds.	Avg.	LG	TD		Avg.	LG	TD	
1987	6	14	2.3	7	0	24	16.1	28	0	
1989	2	43	21.5	39	0	10	27.8	99t	1	
Totals	8	57	7.1	39	0	34	19.5	99t	1	

Year	No.	PUNT RETURNS				LG	TD
		FC	Yds.	Avg.			
1987	20	13	121	6.1	23	0	
1989	10	1	29	2.9	16	0	
Totals	30	14	150	5.0	23	0	

Additional Stats: Fumbles Recovered: 1987, 1; 1989, 1



80 BRETT PERRIMAN

Wide Receiver Year With Saints: 3 Year in NFL: 3

Ht: 5-9 Wt: 180 College: Miami (Fla.)

Born: October 10, 1965 at Miami, Florida

Joined Saints: Draft Choice No. 2, 1988

PRO: The 52nd player and ninth wide receiver taken in the 1988 draft. Fellow Miami teammates Michael Irvin (Dallas) and Brian Blades (Seattle) were taken before him. Exceptional athlete who has a 35-inch vertical jump and has been clocked at 4.3 in the 40-yard dash. Extremely strong despite his size. **1989** — Inactive first two games of season with a knee injury . . . caught two passes for 26 yards in first game at Tampa Bay, 9/24 . . . grabbed career-long of 47 yards vs. Washington, 10/1 . . . came on strong towards end of season, hauled in 12 passes for 215 yards in final four contests . . . caught four passes for a career-high 96 yards at Buffalo, 12/10 . . . led club

with a career-best five receptions (87 yards) in season finale vs. Indianapolis . . . made first career start vs. Philadelphia, 12/18 in Monday night affair. **1988** — Saw action in all 16 games during rookie campaign in which he spent a good portion of the time learning system . . . grabbed 16 passes for 215 yards and two TDs . . . caught first pro TD, a 15-yard pass from Bobby Hebert, in season opener vs. San Francisco 9/4 . . . had best game as a rookie vs. Dallas 10/3 on Monday Night Football when he caught three passes for 63 yards and one touchdown . . . also caught a 26 yard strike with seven seconds remaining to set up a Morten Andersen, 49-yard, game-winning field goal . . . contract runs through 1990 season with no option.

COLLEGE: Played four seasons with the Hurricanes . . . also returned punts, finishing his career with a 6.5 average . . . a broken foot in his senior season cost him five games, but returned in time to play in the 1988 Orange Bowl, where Miami secured the national championship . . . concluded his four years with 62 catches for 1,073 yards and six TDs . . . had best year in 1986 when he caught 38 passes for 684 yards . . . majored in business.

PERSONAL: Attended Northwestern High School in Miami where he was an all-city, all-county and all-state selection . . . has nickname of "Superman" for his tremendous leaping ability . . . single . . . lives in Miami in offseason.

GAMES STARTED/PLAYED: (1988, 0/16); (1989, 1/14). Totals 1/30.

Year	No.	RECEIVING			
		Yards	Avg.	LG	TD
1988	16	215	13.4	33	2
1989	20	356	17.8	47	0
Totals	36	571	15.8	47	2

Additional Stats: Punt Returns: 1989, 1-10 yards. Rushing: 1988, 3-17 yards; 1989 1-(-10 yards). Fumbles: 1988, 1.



43 KIM PHILLIPS

Cornerback Year With Saints: 2 Year in NFL: 2

Ht: 5-9 Wt: 188 College: North Texas

Born: October 28, 1966 at New Boston, Texas

Joined Saints: Draft Choice No. 3, 1989

PRO: 79th player and 10th defensive back chosen in the 1989 draft. Second of four cornerbacks selected by Saints. **1989** — Groin injury for majority of training camp hindered his progress . . . did not play two of the first three weeks of season . . . played the next three weeks, all on special teams, and showed good progress . . . returned a kickoff for 24 yards at Green Bay

9/17 . . . made three special teams stops vs. San Francisco, 10/8 . . . seven special teams tackles tied him for fifth on team . . . played in five contests overall, and just one of the final 12 . . . inactive weeks 7-11 and 14 with a groin injury . . . spent final two weeks of season on injured reserve (hamstring) . . . contract runs through 1991 with no option.

COLLEGE: One of the premiere defensive backs in Division I-AA as a senior, was an all-Southland Conference selection following junior and senior seasons . . . a three-year starter, intercepted nine passes and returned 34 kickoffs for a 24.1-yard average during career . . . returned a kick 98 yards for a score as a sophomore . . . played in East-West Shrine Game and Senior Bowl . . . majored in industrial technology.

PERSONAL: Attended New Boston (Texas) High School . . . single . . . spent offseason in Kenner participating in Saints' offseason conditioning program.

GAMES STARTED/PLAYED: (1989, 0/5).



83 GREG SCALES

Tight End Year With Saints: 3 Year With Saints: 3

Ht: 6-4 Wt: 253 College: Wake Forest

Born: May 9, 1966 at Winston-Salem, North Carolina

Joined Saints: Draft Choice No. 5a, 1988


PRO: Big tight end with 4.6 speed. Still adjusting to tight end spot after playing the position only one year in college. The Saints first pick (3rd overall) in the fifth round of the 1988 draft, a choice obtained from Kansas City in the Jack Del Rio trade. **1989** — Saw his role in the Saints' offense expanded, started four games overall, including the first three as part of a two tight end formation . . . finished the year with eight receptions for 89 yards . . . hauled in a career-high three passes for 30 yards at Green Bay, 9/17 . . . caught a career-long 26-yarder at New England, 11/12 . . . continued to play regularly on special teams . . . spent the final two weeks of the season on injured reserve with a hamstring injury. **1988** — In what was, effectively, his first season of competition in two years, Greg caught two passes for 20 yards and one touchdown . . . used primarily on special teams . . . played 12 games and was inactive one week . . . saw increased action at tight end as the season progressed . . . caught a pass for 14 yards at Rams, 11/13, and a six yard TD pass at San Francisco, 12/11 . . . contract expired in 1989, subject to developments.

COLLEGE: Was tabbed as the third rated tight end on the Sporting News' preseason draft poll in 1987, but was ruled academically ineligible during the season and played in just three games . . . started for Demon Deacons as a wide receiver but was moved to tight end for junior season . . . finished at Wake Forest with 62 receptions for 828 yards and 13 TDs, including 34 for 475 yards and six TDs in his initial season at tight end . . . majored in history education.

PERSONAL: Attended East Forsyth High School in Winston-Salem, N.C., where he lettered in both football and basketball . . . single . . . spent offseason in New Orleans area.

GAMES STARTED/PLAYED: (1988, 0/12); (1989, 4/14). Totals 4/26.

Year	No.	RECEIVING		LG	TD
		Yards	Avg.		
1988	2	20	10.0	14	1
1989	8	89	11.1	26	0
Totals	10	109	10.9	26	1



56 PAT SWILLING

Linebacker Year With Saints: 5 Year in NFL: 5

Ht: 6-3 Wt: 242 College: Georgia Tech

Born: October 25, 1964 at Toccoa, Georgia

Joined Saints: Draft Choice No. 3b, 1986

PRO: In just four seasons, is sixth on the Saints' alltime list with 38 quarterback sacks. Selected with choice from Indianapolis in trade of first-round draft choices. **1989** — Selected to play in first Pro Bowl by NFC Coach John Robinson . . . did not start opening game vs. Dallas after signing just a week before . . . started last 15 games of season at ROLB spot . . . tallied a club-record 16.5 sacks, all coming in the final 12 contests . . . turned in back-to-back three sack efforts at Rams (10/22) and vs. Atlanta (10/29) . . . also credited with four tackles, a pass defended and a pair of forced fumbles in the Atlanta affair and was named NFC Defensive Player-of-the-Week for his achievements . . . recorded a career-high 3.5 sacks, in addition to a season-best six tackles at Atlanta, 11/19 when he was cited as NFC Defensive Player-of-the-Week for the second time in four weeks . . . forced a team and personal-high five fumbles . . . 56 tackles were sixth on the club and marked a personal-best . . . made key interception in 22-19 win at Buffalo (12/10) . . . chosen to AP all-NFL second team, UPI all-NFL second team, and college and pro football newsweekly all-pro team . . . cited as the NFL Alumni Association's Linebacker-of-the-Year. **1988** — Hampered for most of the season

with an abdominal injury sustained vs. Tampa Bay 9/25 . . . still played in 15 contests, started 14 of them, deactivated vs. Rams 10/30 . . . tied Rickey Jackson for team lead in sacks with seven for 65 yards lost . . . had stellar outing vs. Giants 11/27 when he sacked New York QBs three times for 30 yards lost and forced two fumbles in front of an ESPN audience . . . also defended a pass and recovered a fumble on the season. **1987** — Won starting job at right outside linebacker in preseason, had outstanding season at that spot . . . led team in sacks with 10.5 for 87 yards lost . . . had 49 tackles, 40 solo . . . forced three fumbles, recovered two more . . . played both standup linebacker in normal situations, and was used as a down lineman to rush the passer in throwing situations . . . had three games with two sacks: vs. San Francisco 10/25, at Pittsburgh 11/29 where he forced a crucial fumble on one sack, and at Cincinnati 12/20 . . . had first career interception vs. Green Bay 12/27. **1986** — Impressive as rookie, saw action in all 16 games . . . made name early on special teams, was inserted more frequently in defensive lineup as season wore on . . . had four sacks for 39 yards lost and two passes defended . . . contract expired in 1989, subject to developments.


COLLEGE: Defensive end at Georgia Tech, was All-America by Football Writers, UPI and Sporting News . . . four-year starter . . . had 15 sacks as senior . . . earned degree in industrial management this past offseason.

PERSONAL: Attended Stephens County High School in Toccoa, Georgia . . . brother, Darryl, is a linebacker at Georgia Tech, and cousin, Ken Swilling, is a defensive back for the Yellow Jackets . . . single . . . lives in Toccoa in off-season.

GAMES STARTED/PLAYED: (1986, 0/16); (1987, 12/12); (1988, 14/15); (1989, 15/16). Totals 41/59.

Year	TACKLES			SACKS	
	Tkl	Asst	Tot.	No.	Yards Lost
1986	22	4	26	4	39
1987	40	9	49	10.5	87
1988	40	11	51	7	65
1989	50	6	56	16.5	164
Totals	152	30	182	38	355

Additional Stats: Interceptions: 1987, 1-10 yards; 1989, 1-14. Fumbles Recovered: 1987, 2; 1988, 1; 1989, 1. Forced Fumbles: 1987, 3; 1988, 3; 1989, 5. Passes Defensed: 1986, 2; 1987, 3; 1988, 1; 1989, 2.



82 JOHN TICE

Tight End Year With Saints: 8 Year in NFL: 8

Ht: 6-5 Wt: 249 College: Maryland

Born: June 22, 1960 at Central Islip, New York

Joined Saints: Draft Choice No. 3a, 1983

PRO: Tight end who has become an integral part of the Saints offense, particularly with his excellent blocking abilities. 65th player and third tight end selected in the 1983 draft. **1989** — Did not play opening week, played sparingly the next two games with a hamstring injury sustained during training camp . . . started two of the 15 games he played in, one as part of a three tight end set the other as a two tight end formation . . . caught nine passes for 98 yards and a TD . . . hauled in a pair of passes for 20 yards including a 12-yard TD catch in Saints 22-19 win at Buffalo, 12/10. **1988** — Turned in best performance since 1986 campaign . . . started 12 games, first six for an injured Hoby Brenner . . . kept starting assignment with Brenner's return as Saints utilized two tight end formation . . . grabbed 26 passes for 297 yards, second best in career behind 1986 totals . . . caught four passes for 43 yards at Detroit 9/18 in his initial start of the season . . . caught one of Bobby Hebert's longest passes of season, a 40-yarder vs. Dallas 10/3 . . . caught lone TD pass of season, an eight-yarder, in Saints 42-0 win over Denver 11/20 . . . inactive vs. Giants 11/27 with a groin injury. **1987** — Had another good season, despite catching only 16 passes for the year . . . had a pair of two-TD days; at Philadelphia 9/20 (5-64), and vs. Tampa Bay 12/6 (2-14) . . . third on squad in TDs scored with six . . . started 8 of 12 games, many in which Saints opened with two tight ends. **1986** — Had his most successful pro season, doubled his career receiving total with 37 catches, which tied with him with Eric Martin for second on the club . . . played in every game, started 13 . . . biggest day was at Jets 10/26, caught a career-best eight passes for 81 yards and 2 TDs . . . had six catches vs. Patriots 11/30, five vs. Dolphins the following week. **1985** — Played in all 16 games, started nine as the Saints used a two tight end set frequently . . . finished with 24 receptions for 266 yards and a pair of scores . . . biggest catch of season was 39-yarder for TD at Minnesota 11/24 with less than a minute to play to win the game . . . caught three passes in a game five times. **1984** — Played in ten games . . . caught a career-low six passes (55 yards) . . . had three receptions for 24 yards vs. Rams, 10/14 . . . went on injured reserve (ankle) for final five games of the season. **1983** — Played in all 16 games in rookie season with one start (vs. Atlanta 11/6) . . . scored first NFL TD at Buffalo, 10/20, a 12-yard grab . . . contract runs through 1990 with no option.

COLLEGE: Honorable mention All-America by AP and Sporting News senior year . . . led Terrapins in receiving junior and senior years . . . saw action at center and tackle earlier in college career . . . played in East-West


and Senior Bowl games . . . holds degree in physical education.

PERSONAL: Attended Central Islip (New York) High School . . . played center there . . . brother, Mike, is a tight end with Washington . . . married (Barbara) with sons (John Eric 1/22/85 and Michael Nelson 11/22/88) and daughter (Alexis 5/26/87) . . . lives in Destrehan.

GAMES STARTED/PLAYED: (1983, 1/16); (1984, 0/10); (1985, 9/16); (1986, 13/16); (1987, 8/12); (1988, 12/15); (1989, 2/15). Totals 45/100.

Year	No.	RECEIVING		LG	TD
		Yards	Avg.		
1983	7	33	4.7	17	1
1984	6	55	9.2	17	1
1985	24	266	11.1	39	2
1986	37	330	8.9	29	3
1987	16	181	11.3	27t	6
1988	26	297	11.4	40	1
1989	9	98	10.9	23	1
Totals	125	1260	10.1	40	15

Additional Stats: Fumbles: 1986, 1.



54 ALVIN TOLES

Linebacker Year With Saints: 5 Year in NFL: 5
Ht: 6-1 Wt: 234 College: Tennessee
Born: March 23, 1963 at Barnesville, Georgia
Joined Saints: Draft Choice No. 1, 1985

PRO: With speed and athletic ability, has become a top performer on Saints' special teams unit. **1989** — Spent entire season on PUP after major reconstructive knee surgery from 1988 injury . . . should be ready to compete in 1990 following an intense rehabilitation period. **1988** — Continued his steady play on Saints' special teams until a severely dislocated left knee at Rams 11/13 put an abrupt end to his season . . . spent entire offseason at Metairie practice facility rehabilitating knee . . . in 11 games prior to injury, was credited with three tackles. **1987** — With the play of the inside linebackers, Alvin had little chance to play defensively . . . however, he was an important part of the Saints' special teams group that was the most effective unit overall in the NFL . . . played in 12 games . . . returned blocked punt 11 yards for important TD vs. San Francisco 10/25. **1986** — Started all but first game of the season at inside linebacker . . . finished tied for fourth on team tackle chart with 74 total stops, 51 solo . . . recovered one fumble, forced three . . . made a career-high 10 stops (6 solo) at San Francisco, 9/21. **1985** — Played in all 16 games, started two at inside

linebacker . . . went through a major transition after playing just a little more than one season at linebacker in college . . . had to learn on the job, was given a look at both inside and outside linebacker positions . . . contract runs through 1990 with no option.

COLLEGE: Converted from fullback to linebacker as junior, led Vols in tackles that season . . . played only three games as senior because of fractured ankle . . . capped his first season as linebacker by being named Outstanding Defensive Player in Citrus Bowl game . . . made second-team all-SEC as junior . . . majored in human services.

PERSONAL: Attended Mary Persons High School in Forsythe, Georgia . . . married (Vicky) with son (Joshua 1/18/83) . . . makes offseason home in Atlanta.

GAMES STARTED/PLAYED: (1985, 2/16); (1986, 15/16); (1987, 0/12); (1988, 0/11). Totals 17/55.

Year	TACKLES		
	Tkl	Asst	Tot.
1985	17	3	20
1986	51	23	74
1987	6	1	7
1988	3	0	3
Totals	77	27	104

Additional Stats: Fumbles Recovered: 1986, 1. Forced Fumbles: 1985, 1; 1986, 3. Passes Defensed: 1985, 1; 1986, 2. Returned blocked punt 11 yards for TD vs. San Francisco 10/25/87.



65 STEVE TRAPILO

Guard Year With Saints: 4 Year in NFL: 4
Ht: 6-5 Wt: 289 College: Boston College
Born: September 20, 1964 at Boston, Massachusetts
Joined Saints: Draft Choice No. 4, 1987

PRO: In three seasons has established himself as one of the most consistent performers on the offensive line. Possesses superior strength and intelligence. **1989** — Played in every game at right guard, did not miss a down all season after fully recovering from foot injury that hobbled him last year . . . helped lead the way for RB Dalton Hilliard's finest season as a pro . . . underwent minor shoulder surgery shortly after the season. **1988** — After superb rookie season, 1988 started off on a sour note as Steve sprained his left foot in the first half of the season opener vs. San Francisco 9/4 . . . remained on injured reserve for the next seven weeks . . . came back and

started the final eight contests, the first at left guard, and the remainder at right guard, although he was still not at 100%. **1987** — Came in as rookie, started every game he was healthy for, had excellent season at right guard . . . missed final game of season (ankle) . . . was named to every all-rookie team . . . contract expired in 1989, subject to developments.

COLLEGE: All-America selection as senior when he was team captain and received 94 percent blocking grade by Boston College staff . . . completed degree in sociology in junior season of eligibility, pursued graduate classes in senior year of eligibility.

PERSONAL: Attended Boston College High School in Dorchester, Massachusetts . . . helps run the family business in the offseason as well as his own private business in the Boston area . . . serves on the Board of Directors of Ronald McDonald House in the New Orleans area and is a member of the Governor's Alliance Against Drugs in the Boston area . . . single . . . resides in Milton, Mass. in the offseason. Pronounced tru-PILL-o.

GAMES STARTED/PLAYED: (1987, 11/11); (1988, 9/9); (1989, 16/16). Totals 36/36.



88 FLOYD TURNER

Wide Receiver Year With Saints: 2 Year in NFL: 2
Ht: 5-11 Wt: 188 College: Northwestern Louisiana
Born: May 29, 1966 at Shreveport, Louisiana
Joined Saints: Draft Choice No. 6, 1989

PRO: After one season Floyd made his mark as a vital member of the Saints' wide receiver corps. Possesses good hands, fine speed and leaping ability, has a 33-inch vertical jump. **1989** — Was having a steady rookie season until a fractured forearm on the first play from scrimmage at Detroit, 12/3, forced him on injured reserve for the remainder of the campaign . . . with the exception of the Lions game, caught a pass in all but one game (at New England, 11/12) . . . fifth on club, eighth among NFL rookies with 22 receptions for 279 yards and a TD . . . had three games with three catches, including three for 73 yards and a 54-yard TD grab at Rams, 10/22 . . . had five more games with a pair of receptions . . . started only game at Green Bay, 9/17, in place of an injured Eric Martin . . . utilized primarily as the Saints' third wide out in four wide receiver sets . . . contract runs through 1990 with no option.

COLLEGE: A four-year starter, Floyd finished career as the Demons alltime reception leader with 98 catches for 1,725 yards (17.6) and 9 TDs, breaking the old record previously held by the Giants' Odessa Turner (no relation) . . . a 1-AA All-America selection as a senior when he hauled in 37 passes for 680 yards and 4 scores . . . played in Blue-Gray Classic . . . demonstrated

toughness as a freshman, was hit by a train on August 7, but was back on the practice field August 19 to claim a starting spot . . . earned degree in business administration this past offseason.

PERSONAL: Lettered in football, basketball and baseball at Mansfield (La.) High School . . . all-district and honorable mention all-state receiver as a senior . . . single . . . lives in Mansfield during the offseason.

GAMES STARTED/PLAYED: (1989, 1/13).

Year	No.	RECEIVING			
		Yards	Avg.	LG	TD
1989	22	279	12.6	54t	1

Additional Stats: Rushing: 1989, 2-8 yards. Fumbles: 1989, 1.



94 JIM WILKS

Nose Tackle Year With Saints: 10 Year in NFL: 10
Ht: 6-5 Wt: 275 College: San Diego State
Born: March 12, 1958 at Los Angeles, California
Joined Saints: Draft Choice No. 12, 1981

PRO: Played first eight seasons at defensive end before making the switch to nose tackle for 1989 season. 37.5 career sacks (274 yards) is seventh on the club's alltime list while his 132 games played is also seventh. Has missed only one game in his career due to an injury (at Chicago, 9/19/82). **1989** — Continued to serve as one of the Saints' most steady defensive linemen despite playing nose tackle spot on a fulltime basis . . . started 15 contests, final game of season at end as Saints began with only two linemen . . . did not start at Detroit, 12/3 as Saints started with two linemen . . . second among linemen with four sacks for 24 yards lost and 41 tackles, 39 solo . . . also knocked down two passes, forced two fumbles and blocked a Mike Lansford 22-yard field goal attempt vs. Rams, 11/26 . . . had a season-high four solo tackles on three occasions. **1988** — Continued to establish himself as one of most consistent members of Saints' defensive line, started all 16 games, only Saints' DL to do so . . . started first 14 contests at right end, final two at nose tackle in place of an injured Tony Elliott. . . sixth time in last seven seasons he had started all regular games . . . finished season with 3.5 sacks for 25 yards lost and 57 tackles (36 solo), both highs for Saints' DL . . . credited with 1.5 sacks vs. Tampa Bay, 9/25. **1987** — Turned in another solid season . . . had 5.5 sacks for 34 yards lost . . . made 30 tackles, 20 solo hits . . . recovered one fumble, returned it 10 yards at Cincinnati 12/20 . . . had best game vs. Giants 11/22, registered 2.5 sacks for 20 yards lost in big Saints win. **1986** — Played in every game, started 15 . . . teamed with Johnnie Poe to block a 33-yard Ray Wersching FG attempt vs. San Francisco, 11/2 . . . had 52 total tackles (39 solo), one sack . . .

missed start (vs. Atlanta, 9/7) was his first since 1982 (55 games) . . . lone sack of season came vs. Patriots 11/30. **1985** — Started all 16 games for third straight year . . . played some at nose tackle once again . . . tallied 2.5 sacks for 14 yards lost, including 1.5 in a 23-21 win over Philadelphia, 10/6. **1984** — Turned in second best sack year of his career with 7.5 for 60 yards lost . . . had big game at Atlanta 11/11 when he had 2.5 sacks for 22 yards lost in Saints win . . . blocked a 42-yard Ray Wersching FG attempt at San Francisco 9/16 . . . made a career-best 10 tackles (6 solo) vs. Atlanta, 9/2 and vs. Green Bay, 11/4 (5 solo) . . . saw some action at nose tackle. **1983** — Experienced best sack year of his career when he had eight for 60 yards lost . . . sacked Eagle QBs 3.5 times for 22 yards lost at Philadelphia 12/11 . . . tallied 9 tackles (6 solo) and 2 sacks for 18 yards lost in 34-31 overtime win vs. Chicago, 9/18. **1982** — Started eight of nine contests, totaled 22 tackles, 17 solo, with two sacks for 10 yards lost, defended a pass, forced a fumble . . . inactive at Chicago, 9/19 with a knee injury, only game he has sat out in his career as a result of an injury. **1981** — Played in all 16 games during rookie campaign . . . made 32 tackles, 24 solo, with 3.5 sacks for 38 yards lost . . . recorded two sacks for 22 yards lost at St. Louis 12/6, registered 1.5 for 16 yards lost at Rams, 11/8 . . . also recovered a pair of fumbles and defended a career-high three passes on the season . . . contract runs through 1990 with no option.

COLLEGE: Team captain and honorable mention all-Western Athletic Conference selection in 1980 . . . had solid season in 1980 after rash of injuries kept him out of 1979 regular lineup . . . transferred to San Diego State after being named junior college All-America at Pasadena Community College in 1977 . . . majored in business.

PERSONAL: Attended Pasadena (California) High School . . . high school All-America selection in football . . . one of eleven children . . . married (Andrea) with son (Jeremy 6/16/85) and daughter (Jahaan 3/6/88) . . . lives in Altadena, California in offseason.

GAMES STARTED/PLAYED: (1981, 0/16); (1982, 8/8); (1983, 16/16); (1984, 16/16); (1985, 16/16); (1986, 15/16); (1987, 12/12); (1988, 16/16); (1989, 15/16). Totals 114/132.

Year	TACKLES			SACKS	
	Tkl	Asst	Tot.	No.	Yards Lost
1981	24	8	32	3.5	38
1982	22	5	27	2	10
1983	47	16	63	8	60
1984	47	24	71	7.5	60
1985	41	13	54	2.5	14
1986	39	13	52	1	9
1987	20	10	30	5.5	34
1988	36	21	57	3.5	25
1989	39	2	41	4	24
Totals	315	112	437	37.5	274

Additional Stats: Fumbles Recovered: 1981, 2; 1983, 1; 1984, 1; 1986, 1; 1987, 1-10 yards; 1988, 1. Forced Fumbles: 1981, 1; 1982, 1; 1986, 1; 1988, 2; 1989, 2. Passes Defensed: 1981, 3; 1982, 1; 1984, 2; 1985, 1; 1988, 2; 1989, 2. Blocked Kicks: 1984, 1 FG; 1986, 1 FG; 1989, 1 FG.



18 DAVE WILSON

Quarterback Year With Saints: 9 Year in NFL: 9

Ht: 6-3 Wt: 206 College: Illinois

Born: April 27, 1959 at Anaheim, California

Joined Saints: Draft Choice No. 1

(Supplemental), 1981

PRO: Selected in first round in 1981 supplemental draft, Dave stands in fourth spot on the Saints' alltime passing chart with 6,987 yards (551-1,038-55, 36 TDs). **1989** — With play of Bobby Hebert early on, and John Fourcade towards the end of the season, Dave did not take any snaps the entire season. **1988** — With Bobby Hebert having another fine season, Dave played in just one game, at Minnesota, 12/4 in Saints 45-3 loss . . . completed five passes in 16 attempts in the contest for 73 yards . . . served as Hebert's backup for second consecutive campaign. **1987** — Dave saw action in only four games, but one was a crucial performance . . . down 24-3 in the second quarter at Cincinnati 12/20, Wilson came in to lead the Saints to 38 points in 41-24 victory . . . hit 9 of 15 passes in the game, and got things started with a 29-yard TD strike to WR Mike Jones . . . did not throw an interception in his 24 attempts on the season. **1986** — Entered lineup in third game of the season and started the rest of the way . . . injury to Hebert at San Francisco 9/21 brought him off the bench to lead the team . . . record as starter in 1986 was 6-6 . . . was injured (knee) at Vikings, 12/21 on first pass attempt . . . had big game at Jets 10/26 when he threw for 243 yards and 2 TDs in comeback attempt . . . in back-to-back weeks (vs. Patriots 11/30 and Dolphins 12/7), threw for 548 total yards and two TDs . . . made big play at Atlanta 12/14, faked out defense on bootleg, scored winning TD with less than two minutes to play . . . completed longest pass of his career, 63-yarder to Eric Martin for TD at Giants 9/28. **1985** — Started first ten games of season, sat on injured reserve (elbow) for final games of the year . . . started slowly with 2-22 performance in opener, improved over the course of the season . . . threw two TDs in three games; at Denver 9/15, vs. Tampa Bay 9/22, and at Atlanta 10/20 . . . ran naked bootleg on third-and-seven call at San Francisco 9/29 late in the game to enable Saints to keep the ball and kill the clock with 20-17 win . . . hit on 19 of 45 for 300 yards and a pair of TDs at Atlanta, 10/20 for only second 300-yard passing day of his career . . . completed 18 of 30 for 280 yards and two scores at Denver, 9/15. **1984** — Saw action in five games, started final two contests of the season . . . came off bench 12/2 at Rams with Saints down 24-0 and hit three TD passes, the first

time since 10/30/83 at Buffalo (Wilson again) that a Saints QB threw for three TDs in a game . . . followed that with 325 yards (20-32-1) and three more TD passes the next week, vs. Cincinnati 12/9 . . . 325 yards passing is the first time that a Saints QB had thrown for 300 yards since 12/5/82 (Ken Stabler vs. Tampa Bay) . . . finished season directing win over playoff-bound Giants . . . had seven TDs for the season with only three interceptions . . . had shoulder surgery following regular season to correct tendon irritation. **1983** — Started two games, and saw relief action in six others . . . threw all but one pass in opening game, directed 28-17 win over St. Louis . . . led Saints to 24-23 lead in final minutes of last game of the season vs. Rams with playoffs on the line . . . had best game at Buffalo, 10/30 when he completed 19 of 31 for 209 yards and three TDs. **1982** — Sat out entire season with torn knee ligaments suffered in first preseason game. **1981** — Started four games as a rookie . . . completed 51.8 percent of his passes that year . . . hit on 19 of 39 for a season-high 244 yards at Minnesota, 11/15 . . . threw first pro TD, a 24-yard strike to Jeff Groth, at San Francisco, 9/27 . . . contract signed during the 1990 offseason runs through 1990 with no option.


COLLEGE: Finished 10th in Heisman Trophy balloting as junior . . . set or tied 32 NCAA, Big Ten, and school records in 1980 . . . lost senior eligibility on conference ruling . . . passed for 403 yards vs. Indiana the following week . . . passed for six TDs vs. Ohio State . . . honorable mention All-America by both wire services in 1980 . . . transferred to Illinois from Fullerton (Calif.) College following sophomore season . . . majored in physical education.

PERSONAL: Attended Katella High School in Anaheim, California . . . grew up four blocks from Anaheim Stadium . . . married (Lori) with son (Trace David 11/10/89) . . . lives in Capistrano Beach, California in offseason.

GAMES STARTED/PLAYED: (1981, 4/11); (1982, inj.); (1983, 2/8); (1984, 2/5); (1985, 10/10); (1986, 13/14); (1987, 0/4); (1988, 0/1); (1989, 0/0). Totals 31/53.

Year	PASSING					RUSHING				
	Att.	Comp.	Yds.	LG	TD	Int.	No.	Yds.	LG	TD
1981	158	82	1058	50	1	11	5	1	9	0
1982	injured									
1983	112	66	770	42	5	7	5	3	5	0
1984	84	51	647	54t	7	4	3	-7	-2	0
1985	293	145	1843	50	11	15	18	7	17	0
1986	342	189	2353	63t	10	17	14	19	14	1
1987	24	13	243	38	2	0	0	0	0	0
1988	16	5	73	25	0	1	0	0	0	0
1989	did not play									
Totals	1038	551	6987	63t	36	55	45	23	17	0

Additional Stats: Sacked: 1981, 11-112 yards; 1983, 17-146 yards; 1984, 7-54 yards; 1985, 39-291 yards; 1986, 22-191 yards; 1987, 2-21 yards. Fumbles: 1981, 4; 1983, 4; 1984, 2; 1985, 6; 1986, 8.



95 TONY WOODS

Nose Tackle Year With Saints: 1 Year in NFL: 2

Ht: 6-4 Wt: 274 College: Oklahoma

Born: March 14, 1966 at Fort Lee, Virginia

Joined Saints: Free Agent, 1990 (Plan B)

PRO: Joined the Saints as a Plan B free agent from Chicago April 1. Drafted in the 8th round (216th player overall) by the Bears in 1989. **1989** — Played both defensive end and tackle spots for Bears in rookie season . . . played in 15 games, started two (DT vs. Houston 10/15, DE at Cleveland 10/23) . . . recorded 18 tackles, 11 solo . . . tallied six tackles at Tampa Bay 10/8 . . . registered five tackles apiece in successive starts vs. Houston and at Cleveland . . . accounted for only sack of season in Cleveland game . . . contract runs through 1991 with no option.


COLLEGE: Earned all-Big Eight honors as a senior when he made 45 tackles and a sack from nose tackle spot . . . also played end spot during college career . . . majored in communications.

PERSONAL: Played on both offensive and defensive lines at Harrison High School in Colorado Springs, Colorado . . . married (Miosha).

GAMES STARTED/PLAYED: (1989, 2/15).

PRONUNCIATION GUIDE

Jim Dombrowski.....	dum BROW skee	Dalton Hilliard.....	HILL yerd
Brad Edelman.....	ED ul mun	Steve Korte.....	COURT
Brian Forde.....	FORD	Brett Maxie.....	MAX ee
Kevin Haverdink.....	HA ver dink	Rueben Mayes.....	MAZE
Bobby Hebert.....	A bear	Joel Smeenge.....	SMEN ghee
Joel Hilgenberg.....	HILL gun burg	Steve Trapilo.....	tru PILL o



TURNBULL

1990 Saints Rookies (Draft Choices)



V. BUCK

1 - RENALDO TURNBULL, Defensive End 6-4 248 West Virginia

The 14th player and fourth defensive lineman selected in the draft . . . played both defensive end and standup outside linebacker in four-year career for the Mountaineers . . . set school's alltime sack record with 22, including 20 in the past two seasons . . . was a first team all-Eastern College Athletic Conference choice as a senior when he tallied 60 tackles, eight sacks and 19 tackles for loss . . . All-America honorable mention as a junior, recorded a team-high 12 sacks, the second highest total in school history, and 17 tackles for loss . . . registered a pair of sacks in the Senior Bowl and was named defensive MVP . . . redshirted as a tight end in 1985 . . . originally recruited to play basketball at West Virginia . . . outstanding athlete who has been timed at 4.62 in the 40-yard dash . . . received degree in May, with major in communications and minor in computer science . . . was an all-scholastic and all-conference performer at receiver and linebacker at Charlotte Amalie High School in hometown of St. Thomas, Virgin Islands . . . also lettered in basketball and track . . . born 1/5/66 at St. Thomas, Virgin Islands.

2 - VINCE BUCKY, Cornerback 6-0 198 Central State (Ohio)

The 44th pick overall, and the fifth defensive back chosen . . . excelled at both defensive back and kick returner in four years for Central State in Wilberforce, Ohio . . . considered the top defensive back and return man at the NAIA level . . . a physical player who has been timed at 4.5 in the 40-yard dash with a 36 inch vertical leap . . . set Marauders alltime record with 30 interceptions, including 10 apiece as a freshman in 1986 and as a junior . . . also served as a holder on field goals and extra points . . . was an NAIA All-America and Defensive Player-of-the-Year senior season, returned 12 kickoffs for a 21.5-yard average . . . broke his own school record season mark as he ran back 45 punts for 815 yards (18.1) . . . returned three punts for touchdowns, including a 98-yarder, had four others called back . . . returned 38 punts for a 19.9-yard average, including three returns for touchdowns in junior season . . . a four-year starter, Vince established a school record when he picked off four passes in a contest as a freshman . . . played in Hula Bowl and East-West Shrine game . . . majored in education . . . lettered three seasons in football at Owensboro (Kentucky) High School . . . born 1/12/68 at Owensboro, Kentucky . . . contract signed May 7 runs through 1993 with no option.



SMEENGE



WINSTON

3 - JOEL SMEENGE, Defensive End 6-5 250 Western Michigan

The 71st player selected overall . . . accounted for 37 sacks and school-records for caused fumbles (18) and tackles for loss (66) in four years for the Broncos . . . regarded as one of the top pass rushers in the nation as a senior . . . honorable mention All-America choice from The Sporting News, Football News and AP, and earned first team all-Mid-American Conference honors as a senior when he recorded 14 sacks and set a school record with 23 tackles for 115 yards lost . . . tied his own school mark that same season with six forced fumbles . . . recorded 10 sacks and led the MAC with 20 tackles for 117 yards lost as a junior . . . tallied a career-high 80 tackles as a sophomore, to go along with seven sacks and 15 tackles for 76 yards lost . . . became the first player in MAC history to garner all-Conference recognition three straight years . . . extremely quick despite his size, was timed at 4.7 in the 40-yard dash . . . played in Senior Bowl . . . a criminal justice major . . . college roommate of Saints' second-year tackle Kevin Haverdink . . . honorable mention all-State and Athlete-of-the-Year as a senior at Hudsonville High School in Grand Rapids, Michigan . . . lettered twice in football, three times in basketball and four times in track where he ran the high hurdles and participated in the long jump . . . born 4/1/68 at Holland, Michigan. Pronounced SMEN ghee.

4 - DeMONT WINSTON, Linebacker 6-2 239 Vanderbilt

Selected with the 98th pick overall . . . began college career as a defensive end before being moved to inside linebacker for junior season in 1988 . . . all-Southeastern Conference choice as a senior when he led the Commodores with 169 tackles and five sacks . . . honorable mention AP All-America as a junior when he led squad with 122 tackles . . . second team Academic All-America choice as a sophomore as he tallied 76 tackles and four sacks from end spot . . . 62 tackles and three sacks in 1986 earned him Freshman all-SEC accolades . . . timed at 4.8 in the 40-yard dash . . . named to Academic all-SEC team with a 3.06 GPA in electrical engineering, received degree this past spring . . . played in Blue-Gray game . . . first team all-State as a senior at Lansing (Mich.) Catholic Central High School . . . also earned four letters in



ARBUCKLE



M. BUCK

track and one in wrestling . . . performed in the shot put, the discus and the long jump . . . was an honor roll student four years and a member of the National Honor Society . . . born 9/14/68 at Birmingham, Alabama.

5 - CHARLES ARBUCKLE, Tight End 6-2 238 UCLA

The 125th player and fifth tight end selected . . . has soft hands and good speed, was clocked at 4.61 in the 40-yard dash . . . named to second team all-Pac 10 Conference following senior season when he caught a team-leading and career-high 33 passes for 309 yards and a touchdown . . . caught 22 of those in the Bruins' final four contests . . . hauled in 17 passes for 259 yards and two scores as a junior, despite missing four games due to a knee injury . . . started six of the seven contests he played during his sophomore campaign, missed four with a knee injury . . . still caught 22 passes for 246 yards and a touchdown . . . majored in pre-economics . . . considered the top tight end prospect in the country as a senior at Willowridge High School in Houston, Texas . . . also captained the basketball and baseball teams . . . born 9/13/68 at Beaumont, Texas.

Year	Rec.	RECEIVING		LG	TD
		Yards	Avg.		
1986	1	7	7.0	7	0
1987	22	246	11.2	34	1
1988	17	259	15.2	57	2
1989	33	309	9.4	36	1
Totals	73	821	11.3	57	4

6A - MIKE BUCKY, Quarterback 6-3 227 Maine

Taken with the 156th selection overall, was the 11th quarterback chosen . . . his selection marked the earliest the Saints had selected a quarterback since they tabbed Dave Wilson in the first round of the 1981 supplemental draft . . . set 27 Maine career passing records, including completions (647), attempts (1,154), touchdowns (69) and yards (8,844) . . . his passing yardage also established a Yankee Conference (I-AA) standard . . . physical quarterback with good arm strength and mobility . . . was named to all-Yankee Conference team as a senior



WILLIAMS



HOUGH

when he shattered a school record by completing 64.4% of his passes (170-264) to go along with 2,315 yards . . . tossed 19 touchdowns and only three interceptions during senior campaign . . . hit for 2,575 yards and 21 touchdowns as a junior . . . named to all-Yankee Conference first team and was cited as Offensive Player-of-the-Year as a sophomore when he set Black Bears' single-season records for completions (232), attempts (419), yards (2,987) and touchdowns (23) . . . started the season as a backup, became starter midway through season-opener and started ever since . . . threw for a career-best 433 yards against Delaware as a sophomore . . . received degree in physical education . . . earned honorable mention all-State honors at Sayville (N.Y.) High School . . . born 4/22/67 at Long Island City, New York.

PASSING						
Year	Att.	Comp.	Yards	LG	TD	Int.
1986	104	55	843	59	5	6
1987	419	232	2987	71	23	18
1988	347	180	2575	60	21	14
1989	264	170	2315	55	19	3
Playoff	20	10	124	—	1	1
Totals	1154	647	8844	71	69	42

6B - JAMES WILLIAMS, Linebacker 6-0 230 Mississippi State

Chosen with the 158th pick overall, from Minnesota through Dallas and the Raiders . . . despite his size, has gained the reputation as a tough, punishing hitter . . . has fine speed, was timed at 4.7 in the 40-yard dash . . . projected as an inside linebacker with the Saints . . . finished college career as the Bulldogs' alltime leading tackler with 448 . . . registered 157 tackles as a senior, the second straight season he led team in tackles . . . topped the Bulldogs tackle chart as a junior in 1988 with 163, including six for 29 yards lost . . . was an All-America honorable mention selection by The Sporting News and AP following junior campaign . . . claimed starting inside linebacker spot as a sophomore, and responded with 84 tackles, five of them behind the line of scrimmage . . . majored in fitness management . . . attended North Natchez (Miss.) High School . . . born 10/10/68 at Natchez, Mississippi . . . contract signed May 9 runs through 1991 with no option.



GDOWSKI



CARR

7 - SCOTT HOUGH, Guard/Tackle 6-4 282 Maine

Selected with the 183rd pick in the draft . . . regarded by the Black Bear coaching staff as the finest offensive lineman to come out of Maine . . . has good leverage, is difficult to knock off his feet and excels as a pass protector . . . a three-year starter and college roommate of Mike Buck, Saints' 6A draft choice . . . first team all-Yankee Conference and second team All-America by AP as a senior at tackle spot . . . led way for All-America Buck, and running back Carl Smith, who rushed for 1,764 yards on the season . . . started at right tackle all season as a junior, split time between guard and tackle in first full season as a starter during sophomore season . . . redshirted as a freshman in 1985 . . . majored in business . . . lettered at both offensive and defensive tackle at Rivers Country (Mass.) Day School . . . also lettered in basketball . . . born 5/14/66 at Newton, Massachusetts. Pronounced HOW.

8A - GERRY GDOWSKI, Quarterback 6-0 192 Nebraska

Taken with the 207th pick, a choice obtained from the Raiders . . . has ability to run the ball, was clocked at 4.52 in the 40-yard dash . . . in only season as a starter in 1989, was a first team all-Big Eight Conference choice, and shared Offensive Player-of-the Year honors with Colorado's Darian Hagan . . . a member of the GTE/CoSIDA Academic All-America team, Gerry broke or tied 11 school records . . . completed 52.2% of his passes (71-136) for 1,326, 19 touchdowns and only two interceptions . . . also set the Nebraska single-season rushing record for a quarterback with 925 yards on 117 carries (7.9) and 13 touchdowns . . . established the school's single-season total offense records for yards (2,251) and touchdowns (32) . . . alternated at quarterback with Steve Taylor during junior season, completed five of eight passes for 64 yards, rushed 17 times for 155 yards, also served as the holder on field goals and extra points . . . earned academic honors at Nebraska with a 3.7 grade point average in accounting, earned degree in the spring . . . a two-time All-State selection as a quarterback at Freemont (Neb.) High School . . . was also an all-State choice in basketball, and was the state champion in the 400 and 800-meter dashes . . . born 8/9/67 at Kearney, Nebraska.



GRAVES



BROCKMAN

Year	Att.	Comp.	PASSING	LG	TD	Int.
			Yards			
1987	2	1	8	8	0	0
1988	8	5	64	14	1	0
1989	136	71	1326	60	19	2
Totals	146	77	1398	60	20	2

8B - DERRICK CARR, Defensive End 6-5 259 Bowling Green

The third defensive lineman taken by the Saints, with the 210th selection in the draft . . . started at defensive end the past two seasons for the Falcons . . . finished second on the club with 90 tackles in 1989, led the squad with ten tackles for 51 yards lost . . . in first season as a starter, tallied 69 tackles, six for loss . . . started three games at defensive tackle as a sophomore . . . a visual communications and technology major . . . lettered in football and track at MacKenzie High School in Detroit, Michigan . . . born 1/30/67 at Birmingham, Alabama.

9A - BRODERICK GRAVES, Running Back 5-11 194 Winston-Salem St.

Selected with a pick from the Raiders . . . a four-year starter for the Rams, Broderick finished his career with 2,895 yards rushing and 35 touchdowns . . . a member of the all-Central Intercollegiate Athletic Association (NAIA) team the past two seasons . . . in 10 games in 1989, picked up 906 yards on 143 carries (6.3) and 10 touchdowns . . . turned in a 191-yard (22 carries) effort against Elizabeth City . . . also caught a career-high 23 passes for 345 yards and four scores, and returned eight kickoffs for a 23.3-yard average . . . ran for a career-best 1,005 yards on 182 carries (5.5), and a school and conference-record 14 touchdowns in 1988, despite missing the better part of three games . . . ran for 823 yards on 164 attempts (5.7) and 11 touchdowns, and returned six kickoffs for a 29.2-yard average his sophomore season . . . majored in sports management . . . lettered in football and track at West Charlotte High School in Charlotte, North Carolina . . . born 4/7/68 at Charlotte, N.C.



COOPER



SPEARS

Year	Att.	RUSHING		
		Yards	Avg.	TD
1986	N/A	161	-	N/A
1987	164	823	5.7	11
1988	182	1005	5.5	14
1989	143	906	6.3	10
Totals	489	2895	5.9	35

9B - LONNIE BROCKMAN, Linebacker 6-3 230 West Virginia

Taken with the 236th pick in the draft . . . with size and 4.78 speed in the 40-yard dash, has the ability to play both inside and outside linebacker . . . started opposite Saints' first choice, Renaldo Turnbull, as a senior when he registered a career-high 64 tackles and five sacks . . . was a reserve at inside linebacker his first three seasons at West Virginia . . . majored in speech communications . . . an all-City linebacker at Alderdice High School in Pittsburgh, Pa. . . also lettered in basketball and track . . . born 3/14/68 at Pittsburgh, Pennsylvania.

10A - GARY COOPER, Wide Receiver 6-1 190 Clemson

Only wide receiver taken by the Saints, with a choice acquired from the Raiders . . . sure-handed receiver with 4.46 speed in the 40-yard dash . . . second in Clemson history with a 20.2-yard average per catch, third on the school's alltime list with 1,592 receiving yards . . . in first full year as a starter in 1989, finished second on the team with 29 receptions for 504 yards and four touchdowns . . . also returned four kickoffs for a 25.8-yard average as a senior . . . started three games junior season and caught 13 passes for 417 yards and three scores . . . led Tigers in receiving as a sophomore with 34 catches for a school sophomore season record 618 yards and four touchdowns . . . received a medical redshirt as a freshman in 1985 after suffering a broken hand in the third game of the season . . . majored in sociology . . . lettered in football, basketball and track at Ambridge (Pa.) High School . . . born 12/14/66 at Sewickley, Pa.



BURNETT



PORT

Year	Rec.	RECEIVING			
		Yards	Avg.	LG	TD
1985	1	9	9.0	9	0
1986	2	44	22.0	32	0
1987	34	618	18.2	52	4
1988	13	417	32.1	79	3
1989	29	504	17.4	66	4
Totals	79	1592	20.2	79	11

10B - ERNEST SPEARS, Safety 5-11 192 USC

The second defensive back selected by the Saints, with the 267th pick overall in the draft . . . started every game the past two seasons at run support cornerback, is projected as a safety with the Saints . . . versatile athlete who has been clocked at 4.64 in the 40-yard dash . . . tallied 65 tackles and two interceptions as a senior, and was an honorable mention all-PAC 10 Conference selection . . . picked off one pass and registered a career-high 76 tackles during junior campaign . . . played behind Mark Carrier, Chicago's first pick, at free safety during sophomore season . . . was also an outfielder on the Trojan baseball squad . . . received degree in communications . . . played defensive back and quarterback at El Camino High School in Oceanside, California . . . born 11/6/67 at Oceanside, Calif.

11 - WEBBIE BURNETT, Nose Tackle 6-2 277 Western Kentucky

The fourth defensive lineman taken by the Saints, with a pick acquired from the Raiders . . . started at the University of Florida before transferring to WKU for his senior season . . . good athlete who excels against the run . . . came to Florida as a linebacker before making switch to nose tackle for sophomore season . . . registered 48 tackles and led the Hilltoppers with 5.5 sacks in senior season . . . played in nine games, started one in 1987 for the Gators and recorded 23 tackles, five behind the line of scrimmage . . . majored in recreation and communications . . . an all-State Class 3A selection as a linebacker at Pensacola (Fla.) High School . . . also lettered in track, where he set the school record in the shotput, and basketball . . . born 11/7/67 at Pensacola, Florida.

12 - CHRIS PORT, Tackle 6-5 290 Duke

Big player who is an outstanding pass blocker . . . a four-year starter for the Blue Devils, Chris started 43 of the 44 games in which he played at Duke . . . first team all-Atlantic Coast Conference pick as a senior when he graded out at 90 percent in all 11 games . . . named ACC Offensive Lineman-of-the-Week after he received a 97 percent grade against Clemson . . . all-ACC pick as a junior as well when he graded out at 87.6 percent for the season . . . started every game at left tackle as a junior . . . started 10 of 11 games at tackle as a freshman, and was named the top first-year offensive lineman in the country by The Sporting News . . . earned degree in history . . . all-State selection at Don Bosco Prep in Wanaque, New Jersey . . . born 11/2/67 at Wanaque, N.J.

THE LAST TIME

INTERCEPTED PASS RETURNED FOR TD — Dec. 24, 1989, by Toi Cook, 63 yards vs. Indianapolis.

Opponent — Oct. 15, 1989, by James Hasty, N.Y. Jets, 34 yards.

FUMBLE RECOVERY RETURNED FOR TD — Nov. 6, 1988, by Buford Jordan, 7 yards at Washington.

Opponent — Oct. 15, 1989, by Erik McMillan, N.Y. Jets, 74 yards.

FUMBLE RECOVERED IN END ZONE FOR TD — Dec. 18, 1983, by Steve Korte vs. Los Angeles Rams.

Opponent — Oct. 21, 1984, by Jim Jeffcoat at Dallas.

BLOCKED PUNT RETURNED FOR TD — Oct. 25, 1987, by Alvin Toles, 11 yards vs. San Francisco.

Opponent — Nov. 30, 1986, by Mosi Tatupu, New England, 17 yards.

BLOCKED FG ATTEMPT RETURNED FOR TD — Oct. 16, 1988, by Dave Waymer, 58 yards at Seattle.

Opponent — Sept. 25, 1983, by Ron Fellows at Dallas, 62 yards.

PUNT RETURN FOR TD — Sep. 10, 1989, by Derrick Shepard, 56 yards vs. Dallas.

Opponent — Nov. 19, 1984, by Louis Lipps, Pittsburgh, 76 yards.

KICKOFF RETURN FOR TD — Dec. 3, 1989, by Bobby Morse, 99 yards at Detroit.

Opponent — Oct. 20, 1985, by Cliff Austin at Atlanta, 94 yards.

HOW THE SAINTS ARE BUILT

Year	Draft (33)	Free Agents (12)
1980 1-15	Stan Brock T (1)	
1981 4-12	Dave Wilson QB (1 Supp.) Rickey Jackson LB (2b) Hoby Brenner TE (3b) Jim Wilks NT (12)	
1982 4-5	Brad Edelman G (2) Morten Andersen K (4)	
1983 8-8	Steve Korte C (2) John Tice TE (3a)	
1984 7-9	Joel Hilgenberg C (4)	
1985 5-11	Alvin Toles LB (1) Eric Martin WR (7)	Bobby Hebert QB Brett Maxie DB
1986 7-9	Jim Dombrowski T (1) Dalton Hilliard RB (2) Vaughan Johnson LB (1 Supp., '84) Rueben Mayes RB (3a) Pat Swilling LB (3b) Gill Fenerty RB (7)	Buford Jordan FB Sam Mills LB
1987 12-3	Lonzell Hill WR (2) Steve Trapilo G (4) Milton Mack DB (5) Gene Atkins DB (7) Toi Cook DB (8)	John Fourcade QB
1988 10-6	Craig Heyward FB (1) Brett Perriman WR (2) Greg Scales TE (5a) Brian Forde LB (7)	
1989 9-7	Wayne Martin DE (1) Robert Massey CB (2) Kim Phillips CB (3) Kevin Haverdink T (5) Floyd Turner WR (6) Calvin Nicholson CB (11)	Tommy Barnhardt P Glenn Derby T ('88) Bobby Morse RB Michael Simmons DE Bennie Thompson SS
1990		Tony Woods DE Tracy Simien, LB

SAINTS 1990 TRAINING CAMP DEPTH CHART

OFFENSE


- WR-84 Eric Martin, 88 Floyd Turner, 86 Gerald Alphin,
15 Mike Ford, 17 Robert Brady, 19 Jerome McIntosh
- LT - 74 Kevin Haverdink, 79 Glenn Derby, 69 Buddy King
- LG - 72 Jim Dombrowski, 63 Brad Edelman, 70 Chris Port
- C - 61 Joel Hilgenberg, 60 Steve Korte, 50 Todd Wheeler
- RG - 65 Steve Trapilo, 68 Scott Hough, 66 Kenny Whitney
- RT - 67 Stan Brock, 71 Richard Cooper, 73 Dan Lilmatta
- TE - 85 Hoby Brenner, 82 John Tice, 83 Greg Scales,
89 Charles Arbuckle
- WR - 87 Lonzell Hill, 80 Brett Perriman, 20 Derek Washington,
25 Gary Cooper, 10 Randy Fisher
- QB - 11 John Fourcade, 3 Bobby Hebert, 18 Dave Wilson,
12 Jason Garrett, 16 Mike Buck, 14 Gerry Gdowski
- HB - 21 Dalton Hilliard, 36 Rueben Mayes, 22 Gill Fenerty,
32 Broderick Graves
- FB - 23 Buford Jordan, 34 Craig Heyward, 35 Bobby Morse

DEFENSE

- LE - 93 Wayne Martin, 99 Joel Smeenge, 78 Derrick Carr
- NT - 94 Jim Wilks, 95 Tony Woods, 98 Webbie Burnett,
77 Richard Davis, 91 Willie Griffin
- RE - 96 Michael Simmons, 97 Renaldo Turnbull
- LOLB - 57 Rickey Jackson, 55 Tracy Simien, 58 Eric Lindstrom,
50 Aaron Sanders
- LILB - 51 Sam Mills, 92 DeMond Winston, 64 Mark Ledbetter,
62 Steven DeShazer
- RILB - 53 Vaughan Johnson, 54 Alvin Toles, 90 James Williams
- ROLB - 56 Pat Swilling, 52 Brian Forde, 59 Lonnie Brockman
- LCB - 40 Robert Massey, 24 Milton Mack, 43 Kim Phillips
- RCB - 41 Toi Cook, 38 Calvin Nicholson, 26 Vince Buck
- SS - 39 Brett Maxie, 37 Bennie Thompson, 33 Ernest Spears
- FS - 28 Gene Atkins, 45 Thomas King

SPECIALISTS

- P - 6 Tommy Barnhardt
- K - 7 Morten Andersen
- H - 6 Tommy Barnhardt
- PC - 61 Joel Hilgenberg, 63 Brad Edelman
- KC - 61 Joel Hilgenberg, 63 Brad Edelman



WHEN THE BLITZ IS ON,

GATORADE IS THIRST AID FOR THAT DEEP DOWN BODY THIRST.

SAINTS 1990 VETERAN ROSTER

No.	Name	Pos	Ht	Wt	Exp	NFL Birth date	College	How Acq.
7	Andersen, Morten	K	6-2	215	9	8/19/60	Michigan State	D4 -82
28	Atkins, Gene	DB	6-1	200	4	11/22/64	Florida A&M	D7 - 87
6	Barnhardt, Tommy	P	6-2	207	4	6/11/63	North Carolina	FA - 89
85	Brenner, Hoby	TE	6-5	245	10	6/ 2/59	USC	D3b- 81
67	Brock, Stan	T	6-6	295	11	6/ 8/58	Colorado	D1 - 80
41	Cook, Toi	CB	5-11	188	4	12/ 3/64	Stanford	D8 - 87
79	Derby, Glenn	T	6-6	290	2	6/27/64	Wisconsin	FA - 89
72	Dombrowski, Jim	T/G	6-5	298	5	10/19/63	Virginia	D1 - 86
63	Edelman, Brad	G	6-6	280	9	9/ 3/60	Missouri	D2 - 82
52	Forde, Brian	LB	6-3	225	3	11/ 1/63	Washington State	D7 - 88
11	Fourcade, John	QB	6-1	215	4	10/11/60	Mississippi	FA - 87
74	Haverdink, Kevin	T	6-5	285	2	10/20/65	Western Michigan	D5 - 89
3	Hebert, Bobby	QB	6-4	215	6	8/19/60	Northwestern La.	FA - 85
34	Heyward, Craig	FB	5-11	260	3	9/26/66	Pittsburgh	D1 - 88
61	Hilgenberg, Joel	C/G	6-2	252	7	7/10/62	Iowa	D4 - 84
87	Hill, Lonzell	WR	5-11	189	4	9/25/65	Washington	D2 - 87
21	Hilliard, Dalton	RB	5-8	204	5	1/21/64	LSU	D2 - 86
57	Jackson, Rickey	LB	6-2	243	10	3/20/58	Pittsburgh	D2 - 81
53	Johnson, Vaughan	LB	6-3	235	5	3/24/62	N. Carolina St.	D1Sup- 84
23	Jordan, Buford	FB	6-0	223	5	6/26/62	McNeese State	FA - 86
60	Korte, Steve	C	6-2	271	8	1/15/60	Arkansas	D2 - 83
24	Mack, Milton	CB	5-11	182	4	9/20/63	Alcorn State	D5 - 87
84	Martin, Eric	WR	6-1	207	6	11/ 8/61	LSU	D7 - 85
93	Martin, Wayne	DE	6-5	275	2	10/26/65	Arkansas	D1 - 89
40	Massey, Robert	CB	5-10	182	2	2/17/67	N. Carolina Central	D2 - 89
39	Maxie, Brett	S	6-2	194	6	1/13/62	Texas Southern	FA - 85
36	Mayes, Rueben	RB	5-11	200	4	6/ 6/63	Washington State	D3a- 86
51	Mills, Sam	LB	5-9	225	5	6/ 3/59	Montclair State	FA - 86
35	Morse, Bobby	FB	5-10	213	3	10/ 3/65	Michigan State	FA - 89
80	Perriman, Brett	WR	5-9	180	3	10/10/65	Miami (Fla.)	D2 - 88
43	Phillips, Kim	CB	5-9	188	2	10/28/66	North Texas	D3 - 89
83	Scales, Greg	TE	6-4	253	3	5/ 9/66	Wake Forest	D5a- 88
56	Swilling, Pat	LB	6-3	242	5	10/25/64	Georgia Tech	D3b- 86
82	Tice, John	TE	6-5	249	8	6/22/60	Maryland	D3a- 83
54	Toles, Alvin	LB	6-1	234	5	3/23/63	Tennessee	D1 - 85
65	Trapilo, Steve	G	6-5	289	4	9/20/64	Boston College	D4 - 87
88	Turner, Floyd	WR	5-11	188	2	5/29/66	Northwestern La.	D6 - 89
94	Wilks, Jim	NT	6-5	275	10	3/12/58	San Diego State	D12- 81
18	Wilson, Dave	QB	6-3	206	9	4/27/59	Illinois	D1Sup- 81
95	Woods, Tony	NT	6-4	274	2	3/14/66	Oklahoma	PB - 90 (CHI)

OTHER SAINTS FOR 1990

GERALD ALPHIN, Wide Receiver, Kansas State . . . 6-3, 220 . . . signed with the Saints as a free agent in 1990 . . . spent the last four seasons in the Canadian League, the last three with Ottawa . . . in his three seasons with the Rough Riders, caught a total of 199 passes for 3,807 yards and 23 touchdowns . . . led the club in receiving the last two years with 64 catches in 1988 and 68 last year . . . 1,471 yards receiving in 1989 were second-best in the CFL . . . attended University City High School in St. Louis, Missouri . . . born 5/21/64 at Portland Oregon.

ROBERT BRADY, Wide Receiver, Villanova . . . 6-0, 189 . . . attended Central Catholic High School in Bloomington, Illinois . . . signed with the Saints as a free agent in 1990 . . . single . . . born 11/17/66 at Bloomington, Ill.

RICHARD COOPER, Tackle, Tennessee . . . 6-4, 285 . . . signed with the Saints as a free agent in 1989 . . . spent all of 1989 on developmental squad . . . went to camp with Seattle in 1988, released . . . played defensive tackle for the Volunteers . . . attended Melrose High School in Memphis, Tennessee . . . single . . . born 11/1/64 at Memphis.

RICHARD DAVIS, Nose Tackle, Arizona State . . . 6-0, 271 . . . attended Jenks (Okla.) High School . . . signed with the Saints as a free agent in 1990 . . . single . . . born 11/29/65 at Carmi, Illinois.

STEVEN DeSHAZER, Linebacker, Nebraska Wesleyan . . . 6-3, 240 . . . attended Northeast High School in Kansas City, Missouri . . . signed with the Saints as a free agent in 1990 . . . single . . . born 10/27/66 at Kansas City, Mo.

GILL FENERTY, Running Back, Holy Cross . . . 6-0, 205 . . . originally chosen by the Saints in the seventh round of the 1986 draft . . . did not sign, played the '86 season in Italy, spent the next three years (1987-89) with Toronto in the Canadian League . . . in three seasons with the Argonauts, carried the ball 625 times for 3,094 yards (4.95) and 34 touchdowns, including a club-record 1,247 yards rushing in 1989 . . . also caught 140 passes for 1,190 yards during his Canadian stint . . . established virtually every rushing record at Holy Cross, where he averaged 118.4 yards rushing a game over three years . . . attended Jesuit High School in New Orleans . . . signed with Saints 4/19/90 . . . single . . . born 8/24/63 at New Orleans.

RANDY FISHER, Wide Receiver, Valdosta State . . . 5-10, 168 . . . attended Glyn Academy in Brunswick, Georgia . . . signed with the Saints as a free agent in 1990 . . . single . . . born 3/1/67 at Brunswick, Ga.

MICHAEL FORD, Wide Receiver, California . . . 6-2, 210 . . . attended San Pedro (Calif.) High School . . . signed with Saints as a free agent, 1990 . . . single . . . born 6/11/68 at Harbor City, California.

JASON GARRETT, Quarterback, Princeton . . . 6-0, 196 . . . signed with Saints as a free agent in 1989 . . . spent all of the '89 season on developmental roster . . . attended University High School in Chagrin, Ohio . . . son of Jim Garrett, Saints' defensive backfield coach, 1976-77, and now a scout with the Dallas Cowboys . . . single . . . born 3/8/66 at Abington, Pa.

WILLIE GRIFFIN, Nose Tackle, Nebraska . . . 6-3, 280 . . . attended Monrovia (Calif.) High School . . . chosen by Tampa Bay in the 11th round of the 1989 draft, released in camp . . . signed with Saints as a free agent, 1990 . . . single . . . born 3/24/66 at Jackson, Mississippi.

BUDDY KING, Tackle, Southern Mississippi . . . 6-6, 266 . . . attended Hueytown (Ala.) High School . . . signed with Saints as a free agent in 1990 . . . single . . . born 6/11/67 at Atlanta, Georgia.

THOMAS KING, Free Safety, Southwestern Louisiana . . . 6-1, 190 . . . attended Winnfield (La.) High School . . . taken in the eighth round of the 1989 draft by Green Bay, spent part of the season on Packers developmental roster . . . signed with Saints as free agent, 1990 . . . single . . . born 3/31/66 at Winnfield, La.

MARK LEDBETTER, Linebacker, Washington State . . . 6-2, 230 . . . attended Puyallup High School in Tacoma, Washington . . . signed with the Saints as a free agent in 1990 . . . single . . . born 12/14/66 at Tacoma, Wash.

DANIEL LIIMATTA, Tackle, Minnesota . . . 6-6, 289 . . . attended Aurora-Hoyt Lakes High School in Aurora, Minnesota . . . signed with Saints as a free agent, 1990 . . . single . . . born 9/4/66 at Aurora, Minn.

ERIC LINDSTROM, Linebacker, Boston College . . . 6-3, 235 . . . attended Weymouth (Mass.) South High School . . . selected in the seventh round of the 1989 draft by New England, released in camp and spent part of campaign on Minnesota's developmental squad . . . signed with Saints as free agent, 1990 . . . single . . . born 5/27/66 at Weymouth, Mass.

JEROME McINTOSH, Wide Receiver, Tulane . . . 6-0, 183 . . . attended Niceville (Fla.) High School . . . signed with the Saints as a free agent, 1990 . . . single . . . born 10/27/67 at Mountain Home, Idaho.

CALVIN NICHOLSON, Cornerback, Oregon State . . . 5-9, 183 . . . selected by the Saints in the 11th round of the 1989 draft, spent the first 14 weeks of the '89 season on the developmental squad . . . activated to 47-man roster for final two games, inactive vs. Philadelphia, 12/18, made a stop on special teams in season finale vs. Indianapolis, 12/24 . . . played one year at West Los Angeles College before attending Oregon State . . . started at cornerback senior season for the Beavers . . . lettered in football and track at El Camino Real High School in Inglewood, California . . . nephew of former NBA star and head coach Paul Silas, now an assistant with the New York Knicks . . . single . . . born 7/9/67 at Los Angeles, Calif.

AARON SANDERS, Linebacker, Connecticut . . . 6-3, 240 . . . attended Lexington (Mass.) High School . . . signed with Saints as a free agent in 1990 . . . single . . . born 2/9/67 at Boston, Mass.

TRACY SIMIEN, Linebacker, Texas Christian . . . 6-1, 245 . . . signed as a Plan B free agent from Pittsburgh, 3/30/90 . . . signed as a free agent by the Steelers in 1989, spent the season on developmental squad, activated for divisional playoff game at Denver . . . recorded 193 tackles, 24 for loss, and 12.5 sacks in three seasons at TCU . . . attended Sweeny (Texas) High School . . . single . . . born 5/21/67 at Bay City, Texas.

MICHAEL SIMMONS, Defensive End, Mississippi State . . . 6-4, 269 . . . signed with Saints as a free agent in 1989 . . . spent first 15 games on developmental squad, activated for season finale vs. Indianapolis, credited with a pair of tackles . . . went to camp with Phoenix in 1988, released . . . attended Eupora (Miss.) High School . . . married (Pamela) with son (Spencer Timothy) . . . born 11/14/65 at Eupora, Miss.

BENNIE THOMPSON, Safety, Grambling State, 6-0, 200 . . . signed with Saints as a free agent in 1989, spent first 14 weeks of '89 on developmental squad, activated for final two games, made three special teams tackles . . . went to camp with Kansas City in 1985, released . . . played 1986-88 seasons in the Canadian League with Winnipeg . . . picked off seven passes in three seasons for the Blue Bombers . . . attended McDonogh High School in New Orleans . . . married (Tangie) . . . born 2/10/63 at New Orleans.

DEREK WASHINGTON, Wide Receiver, Long Beach State, 6-1, 178 ... attended Inglewood (Calif.) High School ... signed with the Saints as a free agent, 1990 ... single ... born 7/8/67 in New Jersey.

TODD WHEELER, Center, Georgia, 6-4, 269 ... signed with Saints as a free agent in 1989, released 8/29, re-signed 11/22 and spent remainder of season on developmental roster ... all-state lineman at Pepperell High School in Lindale, Georgia ... single ... born 7/25/67 at Rome, Ga.

KENNY WHITNEY, Guard, Cal Lutheran, 6-4, 290 ... attended Bishop Grandin High School in Calgary, Alberta, Canada ... signed with Saints as a free agent in 1990 ... single ... born 7/1/65 at Montreal, Quebec, Canada.

SAINTS LONGEST PLAYS — 1989

RUN FROM SCRIMMAGE — 40, Dalton Hilliard vs. Rams 11-26

Opponent — 38, Brent Fullwood at Green Bay 9-17

PASS PLAY — 54t, Bobby Hebert to Floyd Turner at Rams 10-22; 54t, John Fourcade to Dalton Hilliard at Buffalo 12-10

Opponent — 75t, Bob Gagliano to Richard Johnson at Detroit 12-3

PUNT RETURN — 56t, Derrick Shepard vs. Dallas 9-10

Opponent — 28, Anthony Edwards, Philadelphia 12-18

KICKOFF RETURN — 99t, Bobby Morse at Detroit 12-3

Opponent — 72, Deion Sanders, Atlanta 10-29

INTERCEPTION RETURN — 63t, Toi Cook vs. Indianapolis 12-24

Opponent — 40, Charles Dimry, Atlanta 10-29

PUNT — 56, Tommy Barnhardt vs. Rams 11-26; 56, Tommy Barnhardt vs. Philadelphia 12-18

Opponent — 63, Ralf Mojsiejenko, Washington 10-1

FIELD GOAL — 49, Morten Andersen vs. San Francisco 10-8

Opponent — 48, Chip Lohmiller, Washington 10-1; 48, Paul McFadden, Atlanta 10-29; 48, Scott Norwood at Buffalo 12-3

1989 GAME SUMMARIES

SAINTS 28, COWBOYS 0 September 10 at Superdome (66,977)

The Saints built a 21-0 halftime lead and never looked back as they sealed just their fifth opening day victory in club history. On the Saints opening possession, a Dalton Hilliard TD run to capped an 11 play, 74-yard drive. A Craig Heyward score 11 minutes into the second quarter, increased the Saints lead to 14 points. After New Orleans foiled the Cowboys on their next possession, Derrick Shepard returned a Mike Saxon punt 56 yards for a score to give the Saints a 21-0 advantage with just 51 seconds left in the half. Paul Frazier's first NFL touchdown midway through the fourth quarter concluded the scoring. Brett Maxie's interception of a Troy Aikman pass with under two minutes to play preserved the eighth shutout in team history. The Saints limited the Dallas offense to 174 yards of total offense, including just 20 on the ground. The Saints controlled the ball for almost 75% of the contest, as they held a 44:02-15:58 edge in time of possession. Bobby Hebert's 16 of 19 performance (84.2%) was the second-best single-game completion mark in team history.

Dallas	0	0	0	0	0
New Orleans	7	14	0	7	28

SCORING

N.O. — Hilliard 4 run (Andersen kick)
N.O. — Heyward 1 run (Andersen kick)
N.O. — Shepard 56 punt return (Andersen kick)
N.O. — Frazier 1 run (Andersen kick)

TEAM STATISTICS

	Dallas	New Orleans
First Downs	10	26
Rushes-Yards	10-20	45-199
Net Yards Passing	154	145
Passes	18-36-2	16-19-0
QB Sacked-Yards	2-30	1-8
Punts	6-45.2	3-30
Fumbles-Lost	2-0	3-1
Penalties-Yards	10-91	7-40
Time of Possession	15:58	44:02

RUSHING

Dallas — Aikman 1-13; Walker 8-10; Scott 1-(-3)
New Orleans — Hilliard 22-83, 1 TD; Frazier 12-83, 1 TD; Heyward 7-26, 1 TD; Hebert 2-11; Jordan 1-3; Hill 1-(-7).

PASSING

Dallas — Aikman 17-35-2, 180 yds.; Saxon 1-1-0, 4 yds.
New Orleans — Hebert 16-19-0, 153 yds.

RECEIVING

Dallas — Irvin 4-53; Martin 4-47; Walker 4-36; Scott 4-30; Folsom 1-14; Ruzek 1-4.
New Orleans — Hill 5-47; Martin 5-46; Turner 2-23; Shepard 1-13; Brenner 1-10; Hilliard 1-9; Scales 1-5.

PACKERS 35, SAINTS 34 September 17 at Lambeau Field (55,809)

Green Bay notched 28 second half points to erase a 21-0 first half deficit, and spoil New Orleans first-ever trip to Lambeau Field. The Saints had coasted a 21-0 advantage within an 11 minute span of the first half. A Brent Fullwood TD run closed the gap to 14 points, but a Morten Andersen 38-yard field goal just before the half put the Saints up by 17. The Packers scored on their first two series of the third quarter. New Orleans regained a 10-point edge when Hebert connected with Hill on a 24-yard pass a minute into the final frame. Majkowski hit West with a 17-yard TD three minutes later before Andersen's 23-yard field goal put New Orleans ahead by six. Three plays after Majkowski connected with Jeff Query for a 23-yard completion on fourth-and-17, Majkowski hit Sterling Sharpe in the endzone with 1:26 to play. An interception by Van Jakes throttled a last-ditched effort. Majkowski threw for 354 yards on the day, including 273 in the second half. He completed 78% of his passes including a stretch in which he completed 18 straight.

New Orleans	14	10	0	10	34
Green Bay	0	7	14	14	35

SCORING

N.O. — Hill 32 pass from Hebert (Andersen kick)
N.O. — Hilliard 3 run (Andersen kick)
N.O. — Brenner 1 pass from Hebert (Andersen kick)
G.B. — Fullwood 1 run (Jackie kick)
N.O. — Andersen 38 field goal
G.B. — Fullwood 4 run (Jackie kick)
G.B. — West 3 pass from Majkowski (Jackie kick)
N.O. — Hill 24 pass from Hebert (Andersen kick)
G.B. — West 17 pass from Majkowski (Jackie kick)
N.O. — Andersen 32 field goal
G.B. — Sharpe 3 pass from Majkowski (Jackie kick)

TEAM STATISTICS

	New Orleans	Green Bay
First Downs	21	29
Rushes-Yards	24-85	27-149
Net Yards Passing	282	341
Passes	23-32-1	25-32-1
QB Sacked-Yards	0-0	2-13
Punts	2-35.5	2-34
Fumbles-Lost	1-1	4-1
Penalties-Yards	3-20	4-33
Time of Possession	31:08	28:59

RUSHING

New Orleans — Hilliard 13-43, 1 TD; Heyward 4-25; Frazier 6-11; Turner 1-6.
Green Bay — Fullwood 18-125, 2 TDs; Majkowski 7-28; Sharpe 1-(-1); Woodside 1-(-3)

PASSING

New Orleans — Hebert 23-32-1, 282 yds., 3 TDs.
Green Bay — Majkowski 25-32-1, 354 yds., 3 TDs.

RECEIVING

New Orleans — Hill 6-90, 2 TDs; Brenner 5-43, 1 TD; Turner 3-31; Scales 3-30; Martin 2-41; Heyward 2-16; Shepard 1-23; Cook 1-8.
Green Bay — Sharpe 8-107, 1 TD; West 6-87, 2 TDs; Query 4-84; Kemp 3-41; Woodside 3-27; Fontenot 1-8.

BUCCANEERS 20, SAINTS 10

September 24 at Tampa Stadium (44,053)

On an overcast, muggy day in Tampa, the Bucs defeated the Saints for the first time in seven tries. The Saints scored on their opening series as Dalton Hilliard's scoring run capped a 12 play, 80-yard drive in which Bobby Hebert completed all six of his passes for 62 yards. The drive was a costly one, however, as Hebert was forced to leave for the remainder of the first half with a concussion, following a blow to the head on the 11th play. Tampa closed to within four points on a Donald Igwebuikie field goal a minute into the second frame. After Morten Andersen missed right with a 54-yard field goal attempt, the Bucs went ahead on a scoring strike from Vinny Testaverde to Ron Hall with just under three minutes left in the half. Andersen came back to tie the score on a 33-yard boot with eight seconds left. A play earlier, though, backup QB John Fourcade was taken off the field on a stretcher with a sprained knee and ankle after scrambling for seven yards. Fourcade came back to start the second half but was intercepted on the Saints' first series of the half, and the Bucs capitalized with a 45-yard drive culminating with a Lars Tate touchdown run. Hebert returned to complete the game, but New Orleans was unable to get inside the Tampa 30-yard line in the second half. An Igwebuikie field goal 2:29 into the fourth quarter made the final count 20-10.

New Orleans	7	3	0	0	—10
Tampa Bay	0	10	7	3	—20

SCORING

N.O. — Hilliard 1 run (Andersen kick)	
T.B. — Igwebuikie 34 field goal	
T.B. — Hall 11 pass from Testaverde (Igwebuikie kick)	
N.O. — Andersen 33 field goal	
T.B. — Tate 5 run (Igwebuikie kick)	
T.B. — Igwebuikie 37 field goal	

TEAM STATISTICS

	New Orleans	Tampa Bay
First Downs	25	20
Rushes-Yards	28-114	29-118
Net Yards Passing	211	218
Passes	20-35-2	15-26-1
QB Sacked-Yards	3-30	1-9
Punts	2-40.5	1-58
Fumbles-Lost	0-0	4-2
Penalties-Yards	10-77	10-95
Time of Possession	32:52	27:08

RUSHING

New Orleans — Hilliard 20-80, 1 TD; Hebert 2-18; Fourcade 2-9; Frazier 2-6; Heyward 1-1; Jordan 1-0.	
Tampa Bay — Tate 12-52, 1 TD; Howard 12-52; Smith 1-17; Testaverde 4-(-3).	

PASSING

New Orleans — Hebert 15-23-1, 169 yds; Fourcade 5-12-1, 72 yds.	
Tampa Bay — Testaverde 15-26-1, 227 yds., 1 TD.	

RECEIVING

New Orleans — Martin 7-96; Hilliard 5-42; Hill 2-32; Perriman 2-26; Turner 2-14; Brenner 1-17; Jordan 1-14.	
Tampa Bay — Carrier 5-120; Hall 4-43, 1 TD; Howard 3-18; Hill 2-24; Peebles 1-22.	

REDSKINS 16, SAINTS 14

October 1 at Superdome (64,358)

Eric Martin's fumble at the New Orleans 29 led to Washington's first score, 1:58 into the game. The Saints got the ball back, and Bobby Hebert led a four-play, 80-yard drive that put the Saints on top. The Saints had an opportunity to take a 14-3 lead in the first stanza, but Hebert was intercepted at the Redskins' five. Dave Wayner's interception gave New Orleans the ball in Redskins' territory, and after Hebert hit Hill with a 33-yard completion, Dalton Hilliard's scoring run put the Saints up by 11. Washington had a chance to move within four points in the second quarter, but the New Orleans defense stopped the Redskins on consecutive plays from the one yard line. Hebert finished the first half by completing 9 of 13 passes for 155 yards and a TD. Washington closed the gap to 14-6 on their opening series of the second half on Lohmiller's second field goal of the day. The Saints could have gone back up by 11 six minutes later, but a Morten Andersen 52-yard field goal try sailed wide right. Three plays later Mark Rypien connected with Terry Orr on a 48-yard completion, and Gerald Riggs followed with a nine yard TD run. The Redskins claimed a 16-14 lead five minutes into the final frame on Lohmiller's third field goal after Derrick Shepard fumbled a punt at the New Orleans 18. An Andersen 36-yard field goal try with 2:34 missed left, and Washington converted a pair of third downs to run out the clock. Hilliard's score marked the fifth consecutive game in which he had crossed the goal line, establishing a new club record.

Washington	3	0	10	3	—16
New Orleans	7	7	0	0	—14

SCORING

Wash. — Lohmiller 48 field goal	
N.O. — Hill 11 pass from Hebert (Andersen kick)	
N.O. — Hilliard 3 run (Andersen kick)	
Wash. — Lohmiller 19 field goal	
Wash. — Riggs 9 run (Lohmiller kick)	
Wash. — Lohmiller 18 field goal	

TEAM STATISTICS

	Washington	New Orleans
First Downs	13	20
Rushes-Yards	33-92	28-136
Net Yards Passing	216	245
Passes	15-28-1	16-25-1
QB Sacked-Yards	0-0	2-14
Punts	4-55.5	2-49.0
Fumbles-Lost	0-0	3-3
Penalties-Yards	10-75	6-50
Time of Possession	28:58	31:04

RUSHING

Washington — Riggs 18-50, 1 TD; Morris 9-26; Byner 2-18; Sanders 1-0; Rypien 3-(-2).	
New Orleans — Hilliard 19-52, 1 TD; Morse 1-39; Jordan 1-32; Heyward 7-13.	

PASSING

Washington — Rypien 15-28-1, 216 yds.	
New Orleans — Hebert 16-25-1, 259 yds., 1 TD.	

RECEIVING

Washington — Monk 5-94; Sanders 4-51; Riggs 2-16; Byner 2-11; Orr 1-48; Morris 1-(-4).	
New Orleans — Hill 4-79, 1 TD; Martin 3-30; Heyward 3-24; Brenner 2-42; Perriman 1-47; Turner 1-20; Hilliard 1-12; Tice 1-5.	

49ERS 24, SAINTS 20

October 8 at Superdome (60,488)

The defending world champions made an unexpected visit to the Superdome in a game originally scheduled to be played at Candlestick Park, but switched due to the baseball playoffs. After a scoreless first quarter, San Francisco got on the board on a Mike Cofer field goal five minutes into the second quarter. Two plays after a 49ers pass interference call in the endzone, Bobby Hebert hit Hoby Brenner to give the Saints a 7-3 edge. The Saints took advantage of a Joe Montana fumble on San Francisco's next possession when Morten Andersen converted a 49-yard field goal with five seconds left in the half. New Orleans opened a 14 point lead midway through the third frame on a hookup from Hebert to Dalton Hilliard. San Francisco retaliated three plays and 1:29 later with a TD pass from Montana to Jerry Rice to cut New Orleans lead to 17-10. The 49ers ended the third stanza with a John Taylor 21-yard punt return to the Saints' 33. On the second play of the final quarter, San Francisco knotted the score at 17 when Taylor was on the receiving end of a Montana pass. The Saints regained the lead 4:20 later when Andersen booted his second field goal of the day. San Francisco countered on their next possession with Taylor's second TD grab of the game. New Orleans got inside the San Francisco 20 with under two minutes to play, but three straight Hebert passes from the 49ers' 11 were off the mark. San Francisco converted two first downs in the final 1:44 to run out the clock. Hebert accounted for his first 300-yard passing day in the NFL. Hilliard's 19-yard TD reception marked the sixth straight contest he had scored, extending his club record.

San Francisco	0	3	7	14	—24
New Orleans	0	10	7	3	—20

SCORING

S.F. — Cofer 41 field goal	
N.O. — Brenner 2 pass from Hebert (Andersen kick)	
N.O. — Andersen 49 field goal	
N.O. — Hilliard 19 pass from Hebert (Andersen kick)	
S.F. — Rice 60 pass from Montana (Cofer kick)	
S.F. — Taylor 21 pass from Montana (Cofer kick)	
N.O. — Andersen 39 field goal	
S.F. — Taylor 32 pass from Montana (Cofer kick)	

TEAM STATISTICS

	San Francisco	New Orleans
First Downs	18	18
Rushes-Yards	23-76	16-35
Net Yards Passing	282	299
Passes	21-29-0	31-49-0
QB Sacked-Yards	2-9	1-9
Punts	6-40.7	7-36.4
Fumbles-Lost	3-1	2-0
Penalties-Yards	6-38	4-25
Time of Possession	25:58	34:02

RUSHING

San Francisco — Craig 18-70; Montana 1-11; Sydney 1-(-1); Young 3-(-4).	
New Orleans — Heyward 4-21; Hilliard 10-9; Hebert 1-5; Winslow 1-0.	

PASSING

San Francisco — Montana 21-29-0, 291 yds, 3 TDs.	
New Orleans — Hebert 31-49-0, 308 yds, 2 TDs.	

RECEIVING

San Francisco — Rice 7-149, 1 TD; Rathman 5-34; Craig 4-37; Taylor 2-53, 2 TDs; Jones 2-16; Wilson 1-2.	
New Orleans — Hilliard 9-77, 1 TD; Hill 8-88; Martin 5-86; Brenner 3-13, 1 TD; Heyward 3-13; Tice 1-16; Turner 1-11; Perriman 1-4.	

SAINTS 29, JETS 14

October 15 at Superdome (59,521)

The Saints opened a 6-0 lead on a pair of Morten Andersen field goals on their first two possessions of the game, the second following a Jets' fumble. With just three minutes to go in the half, James Hasty picked off a Bobby Hebert pass and raced 34 yards to give New York a one point lead. Following a New York fumble of a Saints punt, New Orleans drove 42 yards toward a TD strike from Hebert to Lonzell Hill to give the Saints a 13-7 edge just 23 seconds before the half. New Orleans took advantage of a Jets' third-quarter fumble, when a five play, 40-yard drive culminated with a TD pass from Hebert to Eric Martin with 2:26 remaining in the third quarter. The Saints notched two more 3:02 into the final frame when Jets' T Adam Schreiber was flagged for holding in the endzone. On the Saints next play from scrimmage, Hebert connected with Martin on the run for his second TD catch of the day. New York made the final count 29-14 when Erik McMillan scooped up a Craig Heyward fumble and rambled 74 yards for a touchdown. The win was the Saints first in five games and their ninth straight over an AFC foe. LB Rickey Jackson accounted for his first two sacks of the season. Dalton Hilliard's streak of six straight games with a touchdown came to a halt.

New York	0	7	0	7	—14
New Orleans	6	7	7	9	—29

SCORING

N.O. — Andersen 42 field goal	
N.O. — Andersen 29 field goal	
N.Y. — Hasty 34 interception return (Leahy kick)	
N.O. — Hill 3 pass from Hebert (Andersen kick)	
N.O. — Martin 4 pass from Hebert (Andersen kick)	
N.O. — Safety, holding in end zone	
N.O. — Martin 53 pass from Hebert (Andersen kick)	
N.Y. — McMillan 74 fumble return (Leahy kick)	

TEAM STATISTICS

	New York	New Orleans
First Downs	15	20
Rushes-Yards	21-52	36-152
Net Yards Passing	199	266
Passes	21-34-1	18-29-1
QB Sacked-Yards	5-32	3-15
Punts	6-39.7	4-39.5
Fumbles-Lost	4-3	4-3
Penalties-Yards	8-60	4-29
Time of Possession	25:28	34:32

RUSHING

New York — Hector 8-31; McNeil 7-22; Mackey 2-3; Vick 3-0; Burkett 1-(-4).	
New Orleans — Hilliard 22-89; Heyward 10-47; Hebert 2-13; Frazier 2-3.	

PASSING

New York — Mackey 7-14-1, 74 yds, 0 TDs; O'Brien 14-20-0, 157 yds.	
New Orleans — Hebert 18-28-1, 281 yds, 3 TDs; Fourcade 0-1-0; Hill 0-0-0.	

RECEIVING

New York — McNeil 5-56; Shuler 5-54; Hector 4-49; Townsell 3-36; Burkett 2-11; Griggs 1-16; Vick 1-9.	
New Orleans — Martin 5-131, 2 TDs; Hill 5-83, 1 TD; Brenner 2-31; Turner 2-20; Hilliard 2-14; Tice 1-3; Heyward 1-(-1).	

SAINTS 40, RAMS 21

October 22 at Anaheim Stadium (57,567)

Rod Harris returned the Rams' initial punt of the day 33 yards to the Los Angeles 24. Two plays later, Bobby Hebert hit Dalton Hilliard with the first score of the game. Morten Andersen's field goal 3:35 later gave the Saints a 10 point edge. Later in the opening quarter, a Frank Starns interception was converted into an eight-play, 65-yard drive that culminated with a Jim Everett to Henry Ellard touchdown. Hilliard's TD run midway through the second frame put the Saints on top 16-7. Seven minutes later, Dave Waymer returned an interception 42 yards to the Rams' 16, and four plays later Andersen's second field goal of the game gave New Orleans a 19-7 halftime lead. On the fourth play of the second half, Hebert hit Floyd Turner across the middle and the rookie raced for his first pro TD. After a Rams' punt on the next series, Hebert hit Eric Martin for a score and the Saints owned a 33-7 lead. Los Angeles answered with a 12 play, 78-yard drive that ended with a TD from Everett to Damone Johnson. New Orleans sealed the outcome 4:12 into the final quarter when Hilliard accounted for his career-best third TD of the game, a seven-yard run. The Saints, who recorded a season-high six sacks, were led by LB Pat Swilling who accounted for three. For his three-TD performance, Hilliard was named NFC Offensive Player-of-the-Week.

New Orleans10	9	14	7—40
Los Angeles7	0	7	7—21

SCORING

N.O. — Hilliard 20 pass from Hebert (Andersen kick)
 N.O. — Andersen 39 field goal
 L.A. — Ellard 3 pass from Everett (Lansford kick)
 N.O. — Hilliard 2 run (kick failed)
 N.O. — Andersen 27 field goal
 N.O. — Turner 54 pass from Hebert (Andersen kick)
 N.O. — Martin 37 pass from Hebert (Andersen kick)
 L.A. — Johnson 2 pass from Everett (Lansford kick)
 N.O. — Hilliard 7 run (Andersen kick)
 L.A. — Johnson 3 pass from Everett (Lansford kick)

TEAM STATISTICS

	New Orleans	Los Angeles
First Downs16	22
Rushes-Yards31-106	18-53
Net Yards Passing267	260
Passes15-22-1	27-46-3
QB Sacked-Yards1-9	6-50
Punts4-30	6-36-2
Fumbles-Lost2-0	2-0
Penalties-Yards5-35	4-25
Time of Possession29:36	30:24

RUSHING

New Orleans — Hilliard 20-87, 2 TDs; Hebert 5-7; Heyward 4-6; Morse 1-4; Frazier 1-2.
 Los Angeles — Bell 14-53; Green 1-1; Delpino 2-1; Everett 1-(-2).

PASSING

New Orleans — Hebert 15-22-1, 276 yds, 2 TDs.
 Los Angeles — Everett 24-42-2, 263 yds., 3 TDs; Hermann 3-4-1, 47 yds., 0 TDs.

RECEIVING

New Orleans — Martin 5-116, 1 TD; Turner 3-73, 1 TD; Hill 2-27; Hilliard 2-24, 1 TD; Frazier 1-22; Tice 1-9; Heyward 1-5.
 Los Angeles — Ellard 7-95, 1 TD; McGee 5-44; Holohan 4-30; Johnson 4-28, 2 TDs; Cox 3-51; Anderson 2-49; Gary 1-8; Delpino 1-5.

SAINTS 20, FALCONS 13

October 29 at Superdome (65,153)

The Saints scored on their initial possession of the game on a 21-yard hookup from Bobby Hebert to Dalton Hilliard. Hilliard accounted for 52 yards (34 rushing) in a drive that covered 69. The Falcons threatened to tie the contest late in the first stanza, but a Pat Swilling sack caused Atlanta QB Chris Miller to fumble at the New Orleans five. The Saints converted the turnover into a Morten Andersen field goal midway through the second quarter. A Miller to Shawn Collins touchdown on Atlanta's first series of the second half closed the gap. On the Falcons' next possession, Miller fumbled as a result of a Jim Wilks sack, and Andersen converted his second field goal of the day four plays later. The Falcons answered with a Paul McFadden field goal on their next series. The Falcons blocked a 23-yard field goal attempt by Andersen with 9:09 left in the game, and McFadden followed with his second field goal of the game to knot the score at 13 with 4:06 remaining. The Saints got the ball back on their own 26, and on the first play, Hebert hit Eric Martin down the left sideline for a 50-yard pickup. Five plays later, Hilliard scored his second TD of the day to give New Orleans their fifth consecutive triumph over Atlanta. The Saints defense tallied six sacks for the second straight week. Swilling, who tallied three sacks for the second game in a row, was named NFC Defensive Player-of-the-Week.

Atlanta0	0	10	3—13
New Orleans7	3	3	7—20

SCORING

N.O. — Hilliard 21 pass from Hebert (Andersen kick)
 N.O. — Andersen 32 field goal
 Atl. — Collins 18 pass from Miller (McFadden kick)
 N.O. — Andersen 44 field goal
 Atl. — McFadden 41 field goal
 Atl. — McFadden 48 field goal
 N.O. — Hilliard 1 run (Andersen kick)

TEAM STATISTICS

	Atlanta	New Orleans
First Downs11	17
Rushes-Yards19-57	34-131
Net Yards Passing91	261
Passes15-32-0	18-30-1
QB Sacked-Yards6-44	2-11
Punts6-39-3	5-33-4
Fumbles-Lost3-3	2-1
Penalties-Yards4-22	8-55
Time of Possession24:21	35:39

RUSHING

Atlanta — Settle 12-34; Jones 6-23; Lang 1-0.
 New Orleans — Hilliard 25-93, 1 TD; Heyward 4-22; TD; Hebert 4-14; Frazier 1-2.

PASSING

Atlanta — Miller 15-32-0, 135 yds, 1 TD.
 New Orleans — Hebert 18-30-1, 272 yds, 1 TD.

RECEIVING

Atlanta — Dixon 4-37; Settle 4-23; Collins 2-29, 1 TD; Heller 2-22; Jones 2-9; Lang 1-17.
 New Orleans — Hilliard 7-97, 1 TD; Hill 4-54; Martin 2-89; Turner 2-23; Heyward 1-4; Scales 1-4; Frazier 1-1.

49ERS 31, SAINTS 13

November 6 at Candlestick Park (60,667)

In a Monday night affair originally slated for the Superdome, QB Joe Montana methodically guided the 49ers on an eight play, 78-yard drive that ended with a TD strike to Jerry Rice on San Francisco's first series of the game. The Saints responded on their next possession as Dalton Hilliard capped a 10 play, 74-yard march with a 1-yard score. San Francisco continued its ball control offense on their next possession, as another Montana to Rice connection 4:29 into the second quarter concluded a 10 play, 85-yard drive that ate up 5:44 of the clock. The Saints kept it close with an Andersen field goal six minutes later. That was as close as New Orleans would get, however, as Montana's third TD pass of the night, to John Taylor, widened the Niners advantage 27 seconds before the half. Andersen converted his second field goal of the game 4:50 into the second half to close the gap to 21-13. San Francisco K Mike Cofer answered with a field goal of his own nine minutes later, and Montana scored on a 3-yard run midway through the final frame to close out the scoring. After dropping opposing quarterbacks 17 times in the previous three contests, New Orleans was held without a sack for only the second and final time in 1989. San Francisco DE Pierce Holt came up with two sacks of his own to pace the San Francisco defense.

New Orleans7	3	3	0—13
San Francisco7	14	3	7—31

SCORING

S.F. — Rice 32 pass from Montana (Cofer kick)
 N.O. — Hilliard 1 run (Andersen kick)
 S.F. — Rice 2 pass from Montana (Cofer kick)
 N.O. — Andersen 39 field goal
 S.F. — Taylor 45 pass from Montana (Cofer kick)
 N.O. — Andersen 23 field goal
 S.F. — Cofer 44 field goal
 S.F. — Montana 3 run (Cofer kick)

TEAM STATISTICS

	New Orleans	San Francisco
First Downs16	21
Rushes-Yards20-83	30-95
Net Yards Passing160	302
Passes20-32-2	22-31-0
QB Sacked-Yards3-23	0-0
Punts4-30-5	4-39-5
Fumbles-Lost0-0	1-0
Penalties-Yards2-10	5-55
Time of Possession28:16	31:44

RUSHING

New Orleans — Hilliard 18-80, 1 TD; Jordan 1-2; Hebert 1-1.
 San Francisco — Craig 17-51; Rathman 5-21; Montana 5-17, 1 TD; Flagler 3-6.

PASSING

New Orleans — Hebert 20-33-2, 183 yds.
 San Francisco — Montana 22-31-0, 302 yds, 3 TDs.

RECEIVING

New Orleans — Hilliard 5-31; Turner 3-42; Brenner 3-34; Hill 2-35; Jordan 2-24; Perriman 2-10; Martin 2-6; Heyward 1-1.
 San Francisco — Rathman 7-64; Rice 6-93, 2 TDs; Taylor 4-78, 1 TD; Craig 3-24; Greer 1-26; Jones 1-17.

SAINTS 28, PATRIOTS 24

November 12 at Sullivan Stadium (47,680)

On a 50 degree day in which the wind gusting up to 35 mph, Dalton Hilliard got the Saints on the board first with his TD scamper 13:17 into the contest. New Orleans extended its lead on the third play of the second stanza when Bobby Hebert found Hoby Brenner in the endzone. The Saints lengthened the gap to 21 points three plays later when Brett Maxie snatched a Steve Grogan pass and raced 26 yards for the score. Michael Timpson fumbled the ensuing kickoff and Brian Forde recovered, giving the Saints the ball at the New England 28. Moments later, the power went out in Sullivan Stadium, but not in the Saints' offense, as six plays later, Dalton Hilliard went over right guard to make the count 28-0. Robert Perryman's TD run 3:26 later, and Jason Staurovsky's field goal eight seconds before the half, closed the New Orleans lead to 28-10. After a scoreless third period, a Grogan to Hart Lee Dykes pass on fourth down with just 3:17 remaining in the contest, cut the deficit to 11 points. The onside kick that followed landed in the hands of Dykes, and the Patriots found themselves just four points down 49 yards later when Perryman scored for the second time in the game. Vaughan Johnson pounced on the ensuing onside kick to preserve the win. Grogan's 59 pass attempts were the most-ever by a Saints' opponent, and Pat Swilling led the New Orleans defensive charge with a pair of sacks. Hilliard paced the offensive attack with his first 100-yard day of the season and the second of his career. 60 of those yards came in the second half when the Saints attempted just four passes (all incomplete).

New Orleans7	21	0	0—28
New England0	10	0	14—24

SCORING

N.O. — Hilliard 3 run (Andersen kick)
 N.O. — Brenner 1 pass from Hebert (Andersen kick)
 N.O. — Maxie 26 interception return (Andersen kick)
 N.O. — Hilliard 10 run (Andersen kick)
 N.E. — Perryman 1 run (Staurovsky kick)
 N.E. — Staurovsky 44 field goal
 N.E. — Dykes 13 pass from Grogan (Staurovsky kick)
 N.E. — Perryman 3 run (Staurovsky kick)

TEAM STATISTICS

	New Orleans	New England
First Downs14	28
Rushes-Yards39-129	23-82
Net Yards Passing82	272
Passes9-17-1	27-59-1
QB Sacked-Yards2-19	2-11
Punts6-37-3	4-27-5
Fumbles-Lost0-0	3-3
Penalties-Yards11-76	2-15
Time of Possession32:20	27:40

RUSHING

New Orleans — Hilliard 28-106, 2 TDs; Jordan 7-22; Hebert 4-1.
 New England — Perryman 9-40, 2 TDs; Stephens 8-21; Martin 1-13; Grogan 2-5; Tatupu 3-3.

PASSING

New Orleans — Hebert 9-16-1, 101 yds, 1 TD; Fourcade 0-1-0.
 New England — Grogan 27-59-1, 283 yds, 1 TD.

RECEIVING

New Orleans — Martin 3-25; Hill 2-18; Brenner 2-9, 1 TD; Scales 1-26; Hilliard 1-23.
 New England — Tatupu 8-34; Dykes 5-105, 1 TD; Morgan 5-69; Sievers 5-40; Perryman 3-18; Martin 1-17.

SAINTS 26, FALCONS 17

November 19 at Atlanta-Fulton
County Stadium (53,173)

Atlanta grabbed control early with a Greg Davis field goal 3:29 into the game following a Charles Dimry interception of a Bobby Hebert pass. The Saints tied the contest on a Morten Andersen boot 6:46 later. Atlanta converted Hebert's second interception of the day into a Chris Miller to John Settles scoring strike five minutes into the second quarter. Hebert tossed his third INT of the game 5:47 later, but Davis' 37-yard field goal try 45 seconds prior to the half sailed wide right. The New Orleans offense was put in the hands of Dalton Hilliard to open the second half, and Hilliard responded, running for 71 yards of a 75-yard drive, the final 22 which tied the score at 10. The Saints' defense stifled the Atlanta offense on the next series, and Scott Fulhage, punting deep in his own territory, had his kick blocked by Brian Forde for a safety. Three plays later, however, Hebert was picked off by Deion Sanders, whose return put Atlanta at the Saints' 46. Five plays later, Miller connected with Gary Wilkins to play the Falcons back on top. New Orleans answered with a 74-yard drive that ate up 6:35 and culminated with a Buford Jordan score 5:40 into the final frame. Miller was intercepted by Robert Massey on the next series, and nine plays later, New Orleans sealed the outcome on Jordan's second score of the game. Hilliard finished the day with a career-best 158 yards rushing, including 107 in the second half. He also set a club mark, scoring a rushing TD in his fifth straight contest. Pat Swilling recorded a career-high 3.5 sacks, and was named NFC Defensive Player-of-the-Week.

New Orleans3	0	9	14	—26
Atlanta3	7	7	0	—17

SCORING

Atl. — Davis 45 field goal
N.O. — Andersen 33 field goal
Atl. — Settle 27 run (Davis kick)
N.O. — Hilliard 22 run (Andersen kick)
N.O. — Safety, Forde blocked punt out of endzone
Atl. — Wilkins 19 pass from Miller (Davis kick)
N.O. — Jordan 2 run (Andersen kick)
N.O. — Jordan 1 run (Andersen kick)

TEAM STATISTICS

	New Orleans	Atlanta
First Downs	21	15
Rushes-Yards	41-206	16-77
Net Yards Passing	148	190
Passes	13-24-4	18-38-1
QB Sacked-Yards	0-0	4-42
Punts	1-30	4-29
Fumbles-Lost	2-0	1-0
Penalties-Yards	4-20	8-82
Time of Possession	39:29	20:31

RUSHING

New Orleans — Hilliard 29-158, 1 TD; Jordan 8-33, 2 TDs; Heyward 3-13; Turner 1-2.
Atlanta — Settle 12-74; Lang 3-3; Miller 1-0.

PASSING

New Orleans — Hebert 13-24-4, 148 yds.
Atlanta — Miller 18-38-1, 232 yds, 2 TDs.

RECEIVING

New Orleans — Hilliard 3-22; Martin 3-13; Perriman 2-54; Brenner 2-20; Tice 1-23; Hill 1-11; Turner 1-5.
Atlanta — Dixon 5-74; Settle 4-71, 1 TD; Collins 3-48; Lang 3-23; Wilkins 1-19, 1 TD; Heller 1-5; Sanders 1-(-8).

RAMS 20, SAINTS 17 (OT)

November 26 at Superdome (64,274)

The Saints opened the game with a 91-yard drive, capped by a Bobby Hebert to Eric Martin scoring strike. Morten Andersen added a field goal 4:29 into the second stanza, but the Rams answered with a Mike Lansford boot 4:08 later on the strength of a 43-yard completion from Jim Everett to Willie Anderson on third down from their own 17. Hebert's first pass of the second half was picked off by Shawn Miller, but Mike Lansford's 22-yard field goal try six plays later was blocked by Jim Wilks. New Orleans embarked on their second 91-yard scoring drive two series later, the final 35 coming on a scoring toss from Dalton Hilliard to Martin. Los Angeles got the ball on the New Orleans 8 to open the final frame following a muf of a Dale Hatcher punt by Rod Harris, but Jim Everett was sacked on fourth down from the 11 to end the threat. Another Rams' march was stopped on their next series by Robert Massey's second interception of the game, and on their following possession, James Geathers' recovery of a Greg Bell fumble on the New Orleans 20 ended another drive. With 4:40 left in the contest, the Rams put together a 61-yard drive, finalized by a Buford McGee score. After holding the Saints deep in their own territory, the Rams traveled 40 yards towards an Everett to Anderson game-tying score with 1:02 to play. Los Angeles stopped the Saints on three straight plays, and had an opportunity to claim victory in regulation, but a 52-yard Lansford field goal effort was off to the left. Tommy Barnhardt's punt in overtime pinned the Rams at their own 15, but a pass interference call and a 26-yard completion from Everett to Anderson set up Lansford's game-winner 6:38 into the extra period. Frank Warren's two sacks led the Saints, while Anderson's 336 yards receiving established an NFL record.

Los Angeles0	3	0	14	3—20
New Orleans4	7	14	7	0—17

SCORING

N.O. — Martin 19 pass from Hebert (Andersen kick)
N.O. — Andersen 36 field goal
L.A. — Lansford 32 field goal
N.O. — Martin 35 pass from Hilliard (Andersen kick)
L.A. — McGee 5 run (Lansford kick)
L.A. — Anderson 15 pass from Everett (Lansford kick)
L.A. — Lansford 31 field goal

TEAM STATISTICS

	Los Angeles	New Orleans
First Downs	23	14
Rushes-Yards	22-57	31-138
Net Yards Passing.....	415	163
Passes	29-51-2	13-27-1
QB Sacked-Yards	6-39	4-27
Punts	5-35-2	10-41-5
Fumbles-Lost	1-1	1-1
Penalties-Yards	10-77	8-99
Time of Possession	33:24	33:14

RUSHING

Los Angeles — Delpino 7-28; Bell 11-17; McGee 2-9, 1 TD; Brown 1-5; Everett 1-(-2).
New Orleans — Hilliard 24-112; Jordan 4-21; Hebert 2-8; Heyward 1-(-3).

PASSING

Los Angeles — Everett 29-51-2, 454 yds, 1 TD.
New Orleans — Hebert 12-26-1, 155 yds, 1 TD; Hilliard 1-1-0, 35 yds, 1 TD.

RECEIVING

Los Angeles — Anderson 15-336, 1 TD; Delpino 5-33; Cox 4-55; Holohan 2-15; Johnson 2-4; McGee 1-11.
New Orleans — Martin 5-107, 2 TDs; Turner 2-17; Hilliard 2-12; Scales 1-17; Brenner 1-16; Jordan 1-15; Hill 1-6.

LIONS 21, SAINTS 14

December 3 at Silverdome (38,550)

Three plays following a third down pass of 37 yards from Rodney Peete to Walter Stanley, Peete opened the scoring 7:30 into the game. Pat Swilling's fumble recovery near the end of the first quarter put the Saints at the Lions' 34, and Dalton Hilliard tied the score on the second play of the second period. Detroit answered with a Barry Sanders' touchdown run following a 36-yard completion from Peete to Richard Johnson. On the ensuing kickoff, Bobby Morse found a gap and raced 99 yards for a touchdown. Peete left the game with a knee injury on the second play of the third quarter and two series later, his replacement, Bob Gagliano, hit Johnson along the left sideline for a 75-yard score and a 21-14 Detroit advantage. New Orleans appeared on the verge of tying the contest, but Jerry Holmes' interception of a Bobby Hebert pass in the endzone squelched the threat with 11:57 to go in the game. John Fourcade replaced Hebert with 7:04 left, but could not move the Saints past midfield. Detroit ran out the final 4:11 thanks to 37 yards on the ground by Sanders. Rickey Jackson led the Saints defense with a pair of sacks, while Morse's kickoff return for a touchdown was the first by a Saint since 1986.

New Orleans0	14	0	0—14
Detroit7	7	7	0—21

SCORING

Det. — Peete 6 run (Murray kick)
N.O. — Hilliard 1 run (Andersen kick)
Det. — Sanders 3 run (Murray kick)
N.O. — Morse 99 kickoff return (Andersen kick)
Det. — Johnson 75 pass from Gagliano (Murray kick)

TEAM STATISTICS

	New Orleans	Detroit
First Downs.....	11	17
Rushes-Yards.....	24-70	26-85
Net Yards Passing.....	99	316
Passes.....	18-29-1	14-31-1
QB Sacked-Yards.....	3-29	4-27
Punts.....	9-44.4	8-41.5
Fumbles-Lost.....	2-1	1-1
Penalties-Yards.....	3-30	10-75
Time of Possession.....	33:47	26:13

RUSHING

New Orleans — Hilliard 18-67, 1 TD; Hebert 2-9; Jordan 3-4; Perriman 1-(-10).
Detroit — Sanders 20-72, 1 TD; Peete 3-17, 1 TD; Gagliano 3-(-4).

PASSING

New Orleans — Hebert 16-26-1, 99 yds; Fourcade 2-3-0, 29 yds.
Detroit — Peete 8-18-1, 177 yds; Gagliano 6-13-0, 166 yds, 1 TD.

RECEIVING

New Orleans — Hilliard 6-31; Brenner 4-48; Martin 3-19; Hill 2-17; Perriman 2-6; Scales 1-7.
Detroit — Johnson 8-248, 1 TD; Phillips 3-49; Sanders 2-9; Stanley 1-37.

SAINTS 22, BILLS 19

December 10 at Rich Stadium (70,037)

On the second play of the game, Pat Swilling returned an interception to the Buffalo 11. Four plays later, John Fourcade, making his first start in over two years, found John Tice in the endzone. Jumpy Geathers pounced on a Bills' fumble on the next series, and five plays later, Dalton Hilliard took a screen pass and rambled through the snow for a 54-yard TD. Jim Kelly got Buffalo on the board with a TD pass to James Lofton on the first play of the second stanza. With the help of a 50-yard completion from Fourcade to Eric Martin, the Saints answered four minutes later with a Morten Andersen field goal. Buffalo got Scott Norwood field goals on their next two possessions, the latter with just eight seconds left in the half, to close the margin to 16-12. Buffalo recovered the opening kickoff of the second half at the Saints' two, and went ahead two plays later. The Saints knotted the score at 19 four minutes later on Andersen's second field goal of the day. After Toi Cook picked off a Jim Kelly pass at the Saints' seven, Fourcade guided New Orleans on an 81-yard drive that culminated with Andersen's game-winning boot with 1:53 left. Brett Maxie's interception sealed the outcome. Fourcade threw for a career-best 302 yards in his first non-strike, NFL start.

New Orleans13	3	3	3—22
Buffalo0	12	7	0—19

SCORING

N.O. — Tice 12 pass from Fourcade (mishandled snap)
N.O. — Hilliard 54 pass from Fourcade (Andersen kick)
Buff. — Lofton 42 pass from Kelly (kick blocked)
N.O. — Andersen 31 field goal
Buff. — Norwood 43 field goal
Buff. — Norwood 48 field goal
Buff. — Metzelaars 2 pass from Kelly (Norwood kick)
N.O. — Andersen 26 field goal
N.O. — Andersen 22 field goal

TEAM STATISTICS

New Orleans		Buffalo
First Downs	21	16
Rushes-Yards	40-150	25-75
Net Yards Passing	286	204
Passes	15-27-1	17-35-3
QB Sacked-Yards	3-16	2-7
Punts	2-39.5	4-33
Fumbles-Lost	2-1	1-1
Penalties-Yards	4-25	2-15
Time of Possession	34:13	25:47

RUSHING

New Orleans — Hilliard 32-97; Jordan 4-34; Fourcade 3-15; Heyward 1-4.
Buffalo — Thomas 16-40; Kinnebrew 7-27; Kelly 1-8; K. Davis 1-0.

PASSING

New Orleans — Fourcade 15-27-1, 302 yds, 2 TDs.
Buffalo — Kelly 17-35-3, 211 yds, 2 TDs.

RECEIVING

New Orleans — Martin 4-100; Perriman 4-96; Hilliard 3-55, 1 TD; Tice 2-20, 1 TD; Hill 1-23; Brenner 1-8.
Buffalo — Thomas 4-51; Reed 4-35; McKeller 2-40; Harmon 2-15; Metzelaars 2-14, 1 TD; Lofton 1-42, 1 TD; Beebe 1-8; Johnson 1-6.

SAINTS 30, EAGLES 20

December 18 at Superdome (59,218)

The Saints, who were playing their second Monday night game in one season for the first time in their history, opened a 7-0 lead five plays after Brett Maxie recovered an Eagles' fumble at the 35. Gene Atkins' fumble recovery at the Philadelphia 38 led to New Orleans' second score. The Eagles responded with a touchdown on the following series, keyed by 60-yard pass from Randall Cunningham to Keith Byars. Anthony Edwards' 28-yard punt return to the Saints' 43 set up a Roger Ruzek field goal. With 33 seconds remaining in the opening half, Frank Warren dropped Cunningham in the endzone to put the Saints ahead by six. Philadelphia took their first lead of the night two plays after Cunningham hit Edwards with a 66-yard completion. Ruzek's second field goal with 16 seconds left in the third quarter gave the Birds a four point edge. The Saints regained the lead 2:39 into the final frame as Fourcade guided the Saints on a 70-yard drive. The Saints extended their advantage six minutes later after a Dave Waymer interception on the New Orleans 42. The Eagles drove to the Saints three on their next possession, but were stopped on successive plays before Gene Atkins blocked a 20-yard field goal attempt. The Eagles rushed for 127 yards on the night, the first time in 12 weeks an opponent ran for more than 100 yards. Fourcade's three touchdowns tied a career-high, while Warren's three sacks marked a personal best.

Philadelphia0	10	10	0	—20
New Orleans7	9	0	14	—30

SCORING

N.O. — Martin 17 pass from Fourcade (Andersen kick)
N.O. — Hilliard 35 pass from Fourcade (Andersen kick)
Phi. — Johnson 13 pass from Cunningham (Ruzek kick)
Phi. — Ruzek 21 field goal
N.O. — Safety, Cunningham sacked in endzone (Warren)
Phi. — Little 1 pass from Cunningham (Ruzek kick)
Phi. — Ruzek 19 field goal
N.O. — Martin 20 pass from Fourcade (Andersen kick)
N.O. — Jordan 1 run (Andersen kick)

TEAM STATISTICS

	Philadelphia	New Orleans
First Downs22	21
Rushes-Yards27-127	31-86
Net Yards Passing281	205
Passes20-40-2	18-35-1
QB Sacked-Yards4-36	5-31
Punts3-35-7	8-46-6
Fumbles-Lost4-2	3-0
Penalties-Yards7-62	6-50
Time of Possession28:07	31:53

RUSHING

Philadelphia — Cunningham 8-92; Byars 10-28; Toney 9-7.
New Orleans — Hilliard 24-45; Fourcade 4-37; Jordan 3-4, 1 TD.

PASSING

Philadelphia — Cunningham 19-39-2, 306 yds, 2 TDs; Cavanaugh 1-1-0, 11 yds.
New Orleans — Fourcade 18-35-1, 236 yds, 3 TDs.

RECEIVING

Philadelphia — Byars 6-109; Jackson 5-45; Johnson 4-63, 1 TD; Edwards 2-74; Giles 1-17; Carter 1-8; Little 1-1, 1 TD.
New Orleans — Martin 9-120, 2 TDs; Hilliard 3-52, 1 TD; Brenner 3-21; Perriman 1-26; Tice 1-15; Frazier 1-2.

SAINTS 41, COLTS 6

December 24 at Superdome (49,009)

The Saints played Scrooge on this Christmas Eve, as a win by Indianapolis would guarantee the Colts an AFC wild card berth. The Saints got on the board first with a Morten Andersen field goal 7:17 into the game, before the Colts tied the game on their first series of the second quarter. New Orleans took the lead for good seven minutes later as they traveled 87 yards towards a John Fourcade to Eric Martin TD connection. On the Colts' first punt of the second half, Robert Massey took a lateral from Bobby Morse and raced 54 yards to the Indianapolis 12. Two plays later, Hilliard tied a team record with his 13th rushing touchdown of the season. New Orleans blew the game open with a 24-point fourth quarter outburst. Dave Waymer's club record 37th career interception led to three points, while Toi Cook's 63-yard interception return for a touchdown finished the scoring. Fourcade completed a career-best 75% of his passes (21-28), including a 5-5, 81-yard, 1 TD performance in the fourth quarter. The victory marked the third straight winning season for the Saints, and was their 12th consecutive victory over an AFC foe.

Indianapolis0	6	0	0	—6
New Orleans3	7	7	24	—41

SCORING

N.O. — Andersen 21 field goal
Ind. — Biasucci 41 field goal
N.O. — Martin 3 pass from Fourcade (Andersen kick)
Ind. — Biasucci 23 field goal
N.O. — Hilliard 7 run (Andersen kick)
N.O. — Brenner 30 pass from Fourcade (Andersen kick)
N.O. — Fourcade 2 run (Andersen kick)
N.O. — Andersen 29 field goal
N.O. — Cook 63 interception return

TEAM STATISTICS

	Indianapolis	New Orleans
First Downs13	23
Rushes-Yards24-111	34-128
Net Yards Passing119	261
Passes16-29-2	21-28-1
QB Sacked-Yards1-13	3-30
Punts6-45-2	2-45-5
Fumbles-Lost1-0	1-0
Penalties-Yards4-30	5-35
Time of Possession22:57	37:03

RUSHING

Indianapolis — Dickerson 10-54; Trudeau 3-38; Hunter 3-14; Bentley 1-6; Rison 1-(-1).
New Orleans — Hilliard 20-61, 1 TD; Fourcade 5-30, 1 TD; Jordan 5-24; Heyward 3-8; Frazier 1-5.

PASSING

Indianapolis — Trudeau 15-27-1, 118 yds; Ramsey 1-2-1, 14 yds.
New Orleans — Fourcade 21-28-1, 291 yds, 2 TDs.

RECEIVING

Indianapolis — Brooks 4-41; Rison 4-31; Bentley 4-27; Dickerson 2-19; Verdin 1-13; Boyer 1-1.
New Orleans — Perriman 5-87; Martin 5-65, 1 TD; Hilliard 4-86, 1 TD; Hill 3-26; Hilliard 2-13; Heyward 1-7; Tice 1-7.

Saints 1989 Statistics

WON 9, LOST 7 (*Overtime)

Sept. 10 W	28-0 Dallas	66,977
Sept. 17 L	34-35 at Green Bay	55,809
Sept. 24 L	10-20 at Tampa Bay	44,053
Oct. 1 L	14-16 Washington	64,358
Oct. 8 L	20-24 San Francisco	60,488
Oct. 15 W	29-14 Jets	59,521
Oct. 22 W	40-21 at Rams	57,567
Oct. 29 W	20-13 Atlanta	65,153
Nov. 6 L	13-31 at San Francisco	60,667
Nov. 12 W	28-24 at New England	47,680
Nov. 19 W	26-17 at Atlanta	53,173
Nov. 26 L	17-20 Rams	64,274
Dec. 3 L	14-21 at Detroit	38,550
Dec. 10 W	22-19 at Buffalo	70,037
Dec. 18 W	30-20 Philadelphia	59,218
Dec. 24 W	41-6 Indianapolis	49,009

SCORING

SCORING						
	TD-Ru-Pa-Rt	PAT	FG	S	TP	
Hilliard.....	13	5	0	0/0	0	108
Andersen.....	0	0	0	44/45	20/29	0 104
E. Martin.....	0	8	0	0/0	0/0	0 48
Brenner.....	0	4	0	0/0	0/0	0 24
Hill.....	0	4	0	0/0	0/0	0 24
Jordan.....	3	0	0	0/0	0/0	0 18
Cook.....	0	0	1	0/0	0/0	0 6
Fourcade.....	1	0	0	0/0	0/0	0 6
Frazier.....	1	0	0	0/0	0/0	0 6
Heyward.....	1	0	0	0/0	0/0	0 6
Maxie.....	0	0	1	0/0	0/0	0 6
Morse.....	0	0	1	0/0	0/0	0 6
Shepard.....	0	0	1	0/0	0/0	0 6
Tice.....	0	1	0	0/0	0/0	0 6
Turner.....	0	1	0	0/0	0/0	0 6
Forde.....	0	0	0	0/0	0/0	1 2
Warren.....	0	0	0	0/0	0/0	1 2
SAINTS.....	19	23	4	44/46	20/29	3 386
OPPONENTS.....	10	23	2	34/35	19/24	0 301

SACKS: Swilling 16.5, Warren 9.5, Jackson 7.5, Wilks 4.0, Mills 3.0, W. Martin 2.5, Cook 1.0, Geathers 1.0, V. Johnson 1.0, Mack 1.0

SAINTS47.0
OPPONENTS36.0

RUSHING

	No.	Yds.	Avg.	LG	TD
Hilliard344	1262	3.7	40	13
Heyward49	183	3.7	15	1
Jordan38	179	4.7	32	3
Frazier25	112	4.5	21	1
Fourcade14	91	6.5	14	1
Hebert25	87	3.5	11	0
Morse2	43	21.5	39	0
Turner2	8	4.0	6	0
Winslow1	0	0.0	0	0
Hill1	-7	-7.0	-7	0
Perriman1	-10	-10.0	-10	0
SAINTS	502	1948	3.9	40	19
OPPONENTS	373	1326	3.6	38	10

RECEIVING

	No.	Yds.	Avg.	LG	TD
E. Martin68	1090	16.0	153	8
Hilliard52	514	9.9	154	5
Hill48	636	13.3	46	4
Brenner34	398	11.7	130	4
Turner22	279	12.7	154	1
Perriman20	356	17.8	47	0
Heyward13	69	5.3	12	0
Tice9	98	10.9	23	1
Scales8	89	11.1	26	0
Jordan4	53	13.3	17	0
Frazier3	25	8.3	22	0
Shepard2	36	18.0	23	0
Cook1	8	8.0	8	0
SAINTS	284	3651	12.9	154	23
OPPONENTS	320	4222	13.2	175	23

SCORE BY PERIODS

	1	2	3	4	OT	Total
SAINTS	105	123	60	98	0	386
OPPONENTS	27	96	89	86	3	301

	PASSING	Att.	Comp.	Yards	Cmp%	Yds/Att	TD	Int%	LG	Sack/Lost	Rating
Hebert353	222	2686	62.9	7.61	15	4	2	154	22/171	82.7
Fourcade107	61	930	57.0	8.69	7	6	5	154	13/ 96	92.0
Hilliard1	1	35	100.00	35.0	1	100.0	0	0	0	158.3
Hill0	0	0	—	—	0	—	0	—	1/ 4	0.0
SAINTS	461	284	3651	61.6	7.92	23	5.0	19	4	154	85.9
OPPONENTS	577	320	4222	55.5	7.32	23	4.0	21	3.6	175	76.9

SAINTS 1990 OPPONENTS

(All Times New Orleans Time)

ATLANTA FALCONS

National Football Conference Western Division

October 7 at Atlanta-Fulton County Stadium, Noon

November 25 at Superdome, Noon

Suwanee Road at I-85, Suwanee, Georgia 30174

President: Rankin M. Smith, Jr.

Head Coach: Jerry Glanville (first year)

Public Relations: Charlie Taylor

Office Phone: 404/945-1111

Home Stadium: Atlanta-Fulton County Stadium (1966)

Capacity: 59,643

Team Colors: Red, White, Black and Silver

Training Camp: Suwanee Road at I-85, Suwanee, Georgia 30174

1989 Record: 3-13, Fourth, NFC West

Scoring Leaders: Paul McFadden, K, 63 (15-20 FGs,

18-18 PATs)

Rushing Leader: John Settle, 179 for 689 yards,

3 TDs

Passing Leader: Chris Miller, 280-526-10,

3,459 yards, 16 TDs

Receiving Leader: Shawn Collins, WR, 58 for

862 yards, 3 TDs

BUFFALO BILLS

American Football Conference Eastern Division

August 25 at Superdome, 7 P.M. (preseason)

One Bills Drive, Orchard Park, New York 14127

President: Ralph C. Wilson

Head Coach: Marv Levy (fifth year)

Public Relations: Scott Berchtold

Office Phone: 716/648-1800

Home Stadium: Rich Stadium (1973)

Capacity: 80,290

Team Colors: Royal Blue, Scarlet Red and White

Training Camp: Fredonia State University, Fredonia, New York 14063

1989 Record: 9-7, First, AFC East

Scoring Leaders: Scott Norwood, K, 115 (23-30 FGs,

46-47 PATs)

Rushing Leader: Thurman Thomas, RB, 72 (6 TDr,

6 TDs)

Passing Leader: Thurman Thomas, 298 for

1,244 yards, 6 TDs

Receiving Leader: Jim Kelly, 228-391-18, 3,130 yards,

25 TDs

Receiving Leader: Andre Reed, WR, 85 for

1,312 yards, 9 TDs

CINCINNATI BENGALS

American Football Conference Central Division

November 4 at Riverfront Stadium, Noon

200 Riverfront Stadium, Cincinnati, Ohio 45202

President: John Sawyer

Head Coach: Sam Wyche (seventh year)

Public Relations: Al Heim

Office Phone: 513/621-3550

Home Stadium: Riverfront Stadium (1970)

Capacity: 59,754

Team Colors: Black, Orange and White

Training Camp: Wilmington College, Wilmington, Ohio 45177

1989 Record: 8-8, Fourth, AFC Central

Scoring Leaders: Jim Breech, K, 73 (12-14 FGs,

37-38 PATs)

Rushing Leader: James Brooks, RB, 54 (7 TDr, 2 TDs)

Passing Leader: Rodney Holman, TE, 54 (9 TDs)

Receiving Leader: James Brooks, 221 for 1,239 yards,

7 TDs

Passing Leader: Boomer Esiason, 258-455-11,

3,525 yards, 28 TDs

Receiving Leader: Tim McGee, WR, 65 for

1,211 yards, 8 TDs

CLEVELAND BROWNS

American Football Conference Central Division

October 14 at Superdome, Noon

Cleveland Stadium, Cleveland, Ohio 44114

President: Art Modell

Head Coach: Bud Carson (second year)

Public Relations: Kevin Byrne

Office Phone: 216/523-8593

Home Stadium: Cleveland Stadium (1931)

Capacity: 80,098

Team Colors: Seal Brown, Orange and White

Training Camp: Lakeland Community College, Mentor, Ohio 44060

1989 Record: 9-6-1, First, AFC Central

Scoring Leaders: Matt Bahr, K, 88 (16-24 FGs,

40-40 PATs)

Rushing Leader: Eric Metcalf, RB, 60 (6 TDr, 4 TDs)

Passing Leader: Eric Metcalf, 187 for 633 yards, 6 TDs

Receiving Leader: Bernie Kosar, 303-513-14,

3,533 yards, 18 TDs

Receiving Leader: Webster Slaughter, WR,

65 for 1,236 yards, 6 TDs

INTERCEPTIONS

	No.	Yds.	Avg.	LG	TD
Waymer	6	66	11.0	42	0
Massey	5	26	5.2	22	0
Cook	3	81	27.0	163	1
Maxie	3	41	13.7	126	1
Mack	2	0	0.0	0	0
Swilling	1	14	14.0	14	0
Atkins	1	-2	-2.0	-2	0
SAINTS	21	226	10.8	163	2
OPPONENTS	19	265	13.9	40	1

PUNTING

	No.	Yds	Avg	Net	TB	In	LG	B
Barnhardt.....	55	2179	39.6	35.0	4	17	56	0
Winslow.....	16	595	37.2	31.6	1	4	50	0
SAINTS.....	71	2774	39.1	34.2	5	21	56	0
OPP.....	75	2956	39.4	33.2	2	15	63	1

PUNT RETURNS

	Ret	FC	Yds	Avg	LG	TD
Harris.....	27	7	196	7.3	20	0
Morse.....	10	1	29	2.9	16	0
Hill.....	7	0	41	5.9	13	0
Shepard.....	7	1	91	13.0	156	1
Perriman.....	1	0	10	10.0	10	0
Turner.....	1	0	7	7.0	7	0
Massey.....	0	0	54	-	54	0
SAINTS.....	53	9	428	8.1	57	1
OPP.....	35	16	244	7.0	28	0

Andersen: () (38G,32G) (54N,33G,47N) (52N,36N) (49G,39G) (42G,29G) (39G,27G) (32G,44G,23N)

(39G,23G) () (33G) (36G) (48N) (41N,31G,26G,50N,22G) (55N) (21G,29G)

OPPONENTS: () () (34G,37G) (48G,19G,18G) (41G, 44N) () () (41G,48G) (44G) (44G) (45G,37N) (32G,

22N,52N, 31G) () (43G,48G) (21G,19G,20N)(41G,23G)

DEFENSIVE STATS

	Tkl	Ast	Tot	Sack	Yds	Int	PD	FR	BK	FF
S. Mills	80	15	95	3	19		2	1		2
V. Johnson	65	18	83	1	10		4	1		
D. Waymer	61	22	83			6	66	11		
R. Massey	72	8	80			5	26	18		1
G. Atkins	61	14	75			1	-2	6	1	
P. Swilling	50	6	56	16.5	164	1	14	2		5
T. Cook	43	11	54	1	23	3	81	14		
F. Warren	45	5	50	9.5	76			4	1	
R. Jackson	40	7	47	7.5	35			3		3
J. Wilks	39	2	41	4	24			2	1	2
M. Mack	29	3	32	1	7	2		9		
B. Maxie	25	6	31			3	41	5	1	
J. Geathers	16	7	23	1	3			5		1
W. Martin	13	5	18	2.5	11			2		
B. Forde	12		12					3	1	
A. Gibson	9		9					1		
D. Hilliard	5		5							
B. Perriman	3		3							
P. Swoopes	3		3							
J. Haynes	3		3							
W. Johnson	2	1	3						1	
J. Kohlbrand	1	2	3							
S. Brock	2		2					1		
J. Dombrowski	2		2					1		
F. Turner	2		2					2		1
M. Simmons	2		2							
L. Hill	1		1							
C. Heyward	1		1							
M. Mayes	1		1							
S. Trapilo	1		1							
J. Hilgenberg	1		1					1		
J. Tice	1		1					1		
B. Morse			0					1		
E. Martin			0					1		
J. Fourcade			0					2		
R. Harris			0					1		

(Totals do not include special teams tackles)

DALLAS COWBOYS

National Football Conference Eastern Division
December 2 at Texas Stadium, 3 P.M.

One Cowboys Parkway, Irving, Texas 75063
President: Jerry Jones
Head Coach: Jimmy Johnson (second year)
Public Relations: Greg Aiello
Office Phone: 214/556-9900
Home Stadium: Texas Stadium (1971)
Capacity: 63,855
Team Colors: Royal Blue, Metallic Silver, Blue and White

Training Camp: St. Edward's University, Austin, Texas 78704
1989 Record: 1-15, Fifth, NFC East
Scoring Leaders: Roger Ruzek, K, 29 (5-11 FGs, 14-15 PATs)
Luis Zendejas, K, 25 (5-9 FGs, 10-10 PATs)
James Dixon, WR, 18 (2 TDp, 1 TDrt)
Daryl Johnston, RB, 18 (3 TDp)
Herschel Walker, RB, 18 (2 TD, 1 TDrt)
Rushing Leader: Paul Palmer, 112 for 446 yards, 2 TDs
Passing Leader: Troy Aikman, 155-293-18, 1,749 yards, 9 TDs
Receiving Leader: Kelvin Martin, WR, 46 for 644 yards, 2 TDs

DETROIT LIONS

National Football Conference Central Division
October 28 at Superdome, Noon

1200 Featherstone Road-Box 4200, Pontiac, Michigan 48057
President: William Clay Ford
Head Coach: Wayne Fontes (third year)
Public Relations: Bill Keenist
Office Phone: 313/335-4131
Home Stadium: Pontiac Silverdome (1975)
Capacity: 80,638
Team Colors: Honolulu Blue and Silver

Training Camp: Oakland University, Rochester, Michigan 48063
1989 Record: 7-9, Third, NFC Central
Scoring Leaders: Eddie Murray, K, 96 (20-21 FGs, 36-36 PATs)
Barry Sanders, RB, 84 (14 TDp)
Rushing Leader: Barry Sanders, 280 for 1,470 yards, 14 TDs
Passing Leaders: Bob Gagliano, 117-232-18, 1,671 yards, 6 TDs
Rodney Peete, 103-195-9, 1,479 yards, 5 TDs
Receiving Leader: Richard Johnson, WR, 70 for 1,091, 8 TDs

GREEN BAY PACKERS

National Football Conference Central Division
August 18 at Camp Randall Stadium, Madison, Wis., 1 P.M. (preseason)

1265 Lombardi Avenue, Green Bay, Wisconsin 54307
President: Bob Harlan
Head Coach: Lindy Infante (third year)
Public Relations: Lee Rummel
Office Phone: 414/494-2351
Home Stadium: Lambeau Field (1957)
Capacity: 57,093
Team Colors: Dark Green, Gold and White

Training Camp: St. Norbert College, DePere, Wisconsin 54115
1989 Record: 10-6, Second, NFC Central
Scoring Leaders: Chris Jacke, K, 108 (22-28 FGs, 42-44 PATs)
Sterling Sharpe, WR, 78 (12 TDp, 1 TDrt)
Rushing Leader: Brent Fullwood, 204 for 821 yards, 5 TDs
Passing Leader: Don Majkowski, 353-599-20, 4,318 yards, 27 TDs
Receiving Leader: Sterling Sharpe, WR, 90 for 1,423 yards, 12 TDs

HOUSTON OILERS

American Football Conference Central Division
October 21 at Astrodome, Noon

6910 Fannin St., Houston, Texas 77030
President: K.S. (Bud) Adams
Head Coach: Jack Pardee (first year)
Public Relations: Chip Namias
Office Phone: 713/797-9111
Home Stadium: Astrodome (1965)
Capacity: 61,000
Team Colors: Columbia Blue, Scarlet and White

Training Camp: Southwest Texas State University, San Marcos, TX 78666-4616
1989 Record: 9-7, Second, AFC Central
Scoring Leaders: Tony Zendejas, K, 115 (25-37 FGs, 40-40 PATs)
Drew Hill, WR, 48 (8 TDp)
Rushing Leader: Alonzo Highsmith, 128 for 531 yards, 4 TDs
Passing Leader: Warren Moon, 280-464-14, 3,631 yards, 23 TDs
Receiving Leader: Drew Hill, WR, 66 for 938 yards, 8 TDs

INDIANAPOLIS COLTS

American Football Conference Eastern Division
August 31 at Superdome, 7 P.M. (preseason)

7001 West 56th Street, Indianapolis, Indiana 46254
President: Robert Irsay
Head Coach: Ron Meyer (fourth year)
Public Relations: Craig Kelley
Office Phone: 317/297-2658
Home Stadium: Hoosier Dome (1984) Capacity: 60,127
Team Colors: Royal Blue, White and Silver

Training Camp: Anderson University, Anderson, Indiana 46011
1989 Record: 8-8, Second, AFC East
Scoring Leaders: Dean Biasucci, K, 94 (21-27 FGs, 31-32 PATs)
Eric Dickerson, RB, 48 (7 TD, 1 TDp)
Rushing Leader: Eric Dickerson, 314 for 1,311 yards, 7 TDs
Passing Leader: Jack Trudeau, 190-362-13, 2,317 yards, 15 TDs
Receiving Leader: Bill Brooks, WR, 63 for 919 yards, 4 TDs

LOS ANGELES RAIDERS

American Football Conference Western Division
August 5 at Wembley Stadium, London, England, Noon (preseason)

332 Center Street, El Segundo, California 90245
Managing General Partner: Al Davis
Head Coach: Art Shell (second year)
Public Relations: Al LoCasale
Office Phone: 213/322-3451
Home Stadium: Los Angeles Memorial Coliseum (1923)
Capacity: 92,516
Team Colors: Silver and Black

Training Camp: Radisson Hotel, Oxnard, California 93030
1989 Record: 8-8, Third, AFC West
Scoring Leaders: Jeff Jaeger, K, 103 (23-34 FGs, 34-34 PATs)
Mervyn Fernandez, WR, 54 (9 TDp)
Rushing Leader: Bo Jackson, 173 for 950 yards, 4 TDs
Passing Leaders: Steve Beuerlein, 108-217-9, 1,677 yards, 13 TDs
Jay Schroeder, 91-194-13, 1,550 yards, 8 TDs
Receiving Leader: Mervyn Fernandez, WR, 57 for 1,069 yards, 9 TDs

LOS ANGELES RAMS

National Football Conference Western Division
December 9 at Anaheim Stadium, 3 P.M.
December 31 at Superdome, 7 P.M.

2327 West Lincoln Avenue, Anaheim, California 92801
President: Georgia Frontiere
Head Coach: John Robinson (eighth year)
Public Relations: John Oswald
Office Phone: 714/535-7267
Home Stadium: Anaheim Stadium (1956) Capacity: 69,007
Team Colors: Royal Blue, Gold and White

Training Camp: California State University, Fullerton, California 92634
1989 Record: 10-6, Second, NFC West
Scoring Leaders: Mike Lansford, K, 120 (23-30 FGs, 51-51 PATs)
Greg Bell, RB, 90 (15 TDp)
Rushing Leader: Greg Bell, 272 for 1,137 yards, 15 TDs
Passing Leader: Jim Everett, 304-518-17, 4,310 yards, 29 TDs
Receiving Leader: Henry Ellard, WR, 70 for 1,382 yards, 8 TDs

MINNESOTA VIKINGS

National Football Conference Central Division
August 11 at Hubert H. Humphrey Metrodome, 7 P.M. (preseason)
September 16 at Hubert H. Humphrey Metrodome, 3 P.M.

9520 Vikings Drive, Eden Prairie, Minnesota 55344
Executive V.P./General Manager: Mike Lynn
Head Coach: Jerry Burns (fifth year)
Public Relations: Merrill Swanson
Office Phone: 612/828-6500
Home Stadium: Metrodome (1982)
Capacity: 63,000
Team Colors: Purple, Gold and White

Training Camp: Mankato State University, Mankato, Minnesota 56001
1989 Record: 10-6, First NFC Central
Scoring Leaders: Rich Karlis, K, 120 (31-39 FGs, 27-28 PATs)
Herschel Walker, RB, 60 (7 TD, 2 TDp, 1 TDrt)
Rushing Leader: Herschel Walker, 250 for 915 yards, 7 TDs
Passing Leader: Wade Wilson, 194-362-12, 2,543 yards, 9 TDs
Receiving Leader: Anthony Carter, WR, 65 for 1,066 yards, 4 TDs

PHOENIX CARDINALS

National Football Conference Eastern Division

September 23 at Superdome, Noon

P.O. Box 888, Phoenix, Arizona 85001

President: William V. Bidwell

Head Coach: Joe Bugel (first year)

Public Relations: Paul Jensen

Office Phone: 602/967-1010

Home Stadium: Sun Devil Stadium (1958)

Capacity: 72,000

Team Colors: Cardinal Red, Black and White

Training Camp: Northern Arizona University,

Flagstaff, Arizona 86011

1989 Record: 5-11, Fourth, NFC East

Scoring Leaders: Al Del Greco, K, 82 (18-26 FGs, 28-29 PATs)

Roy Green, WR, 42 (7 TDp)

Rushing Leader: Earl Ferrell, 149 for 502 yards, 6 TDs

Passing Leader: Gary Hogeboom, 204-364-19,

2,591 yards, 14 TDs

Receiving Leaders: J.T. Smith, WR, 62 for 778 yards,

5 TDs

Ernie Jones, WR, 45 for

838 yards, 3 TDs

PITTSBURGH STEELERS

American Football Conference Central Division

December 16 at Superdome, Noon

Three Rivers Stadium, 300 Stadium Circle,

Pittsburgh, PA 15212

President: Daniel Rooney

Head Coach: Chuck Noll (22nd year)

Public Relations: Dan Edwards

Office Phone: 412/323-1200

Home Stadium: Three Rivers Stadium (1970)

Capacity: 59,000

Team Colors: Black and Gold

Training Camp: St. Vincent College, Latrobe, PA 15650

1989 Record: 9-7, Third, AFC Central

Scoring Leaders: Gary Anderson, K, 91 (21-30 FGs, 28-28 PATs)

Merril Hoge, RB, 48 (8 TD)

Rushing Leaders: Tim Worley, 195 for 770 yards, 5 TDs

Merril Hoge, 186 for 621 yards, 8 TDs

Passing Leader: Bubba Brister, 187-342-10,

2,365 yards, 9 TDs

Receiving Leader: Louis Lipps, WR, 50 for

944 yards, 5 TDs

SAN FRANCISCO 49ERS

National Football Conference Western Division

September 10 at Superdome, 8 P.M.

December 23 at Candlestick Park, 3 P.M.

4949 Centennial Boulevard, Santa Clara,

California 95054

President: Edward J. DeBartolo, Jr.

Head Coach: George Seifert (second year)

Public Relations: Jerry Walker

Office Phone: 408/562-4949

Home Stadium: Candlestick Park (1960)

Capacity: 65,701

Team Colors: Forty-Niners Gold and Scarlet

Training Camp: Sierra Community College, Rocklin,

California 95677

1989 Record: 14-2, First, NFC West

Scoring Leaders: Mike Cofer, K, 136 (29-36 FGs, 49-51 PATs)

Jerry Rice, WR, 102 (17 TDp)

Rushing Leader: Roger Craig, 271 for 1,054 yards, 6 TDs

Passing Leader: Joe Montana, 271-386-8,

3,521 yards, 26 TDs

Receiving Leaders: Jerry Rice, WR, 82 for

1,483 yards, 17 TD

Tom Rathman, RB, 73 for

616 yards, 1 TD

TAMPA BAY BUCCANEERS

National Football Conference Central Division

November 11 at Superdome, Noon

One Buccaneer Place, Tampa, Florida 33607

President: Hugh F. Culverhouse

Head Coach: Ray Perkins (fourth year)

Public Relations: Rick Odioso

Office Phone: 813/870-2700

Home Stadium: Tampa Stadium (1967)

Capacity: 74,315

Team Colors: Florida Orange, Red and White

Training Camp: University of Tampa, 401 W.

Kennedy Blvd., Tampa, FL 33606

1989 Record: 5-11, Fifth, NFC Central

Scoring Leaders: Donald Igwebuike, K, 99

(22-28 FGs, 33-35 PATs)

Mark Carrier, WR, 54 (9 TDp)

Lars Tate, RB, 54 (8 TD, 1 TDp)

Rushing Leader: Lars Tate, 167 for 589 yards, 8 TDs

Passing Leader: Vinny Testaverde, 258-480-22,

3,133 yards, 20 TDs

Receiving Leader: Mark Carrier, WR, 86 for

1,422 yards, 9 TDs

WASHINGTON REDSKINS

National Football Conference Eastern Division

November 18 at Robert F. Kennedy Stadium, Noon

13832 Redskin Drive, Herndon, Virginia 22071

Chairman of the Board: Jack Kent Cooke

Head Coach: Joe Gibbs (10th year)

Public Relations: Charlie Dayton

Office Phone: 703/471-9100

Home Stadium: Robert F. Kennedy Stadium (1961)

Capacity: 55,750

Team Colors: Burgundy and Gold

Training Camp: Dickinson College, Carlisle,

Pennsylvania 17013

1989 Record: 10-6, Third, NFC East

Scoring Leaders: Chip Lohmiller, K, 128 (29-40 FGs, 41-41 PATs)

Earnest Byner, RB, 54 (7 TD, 2 TDp)

Gary Clark, WR, 54 (9 TDp)

Rushing Leader: Gerald Riggs, 201 for 834 yards, 4 TD

Passing Leader: Mark Rypien, 280-476-13,

3,768 yards, 22 TDs

Receiving Leaders: Art Monk, WR, 86 for

1,186 yards, 8 TDs

Ricky Sanders, WR, 80 for

1,138 yards, 4 TDs

Gary Clark, WR, 79 for

1,229 yards, 9 TDs

POSTSEASON GAME SCHEDULE

Sat.-Sun., Jan. 5-6 — First-Round Playoffs (ABC, NBC and CBS)

Saturday, Jan. 12 — AFC and NFC Divisional Playoffs (NBC and CBS)

Sunday, Jan. 13 — AFC and NFC Divisional Playoffs (NBC and CBS)

Sunday, Jan. 20 — AFC and NFC Championship Games (NBC and CBS)

Sunday, Jan. 27 — Super Bowl XXV at Tampa Stadium, Tampa, Florida (ABC)

Sunday, Feb. 3 — AFC-NFC Pro Bowl at Honolulu, Hawaii (ESPN)

NEW ORLEANS SAINTS 1989 OFFENSE

	1Dn	1Dn	1Dn	1Dn	3Dn	3Dn	Total	Gain/Rushing					Passing					TD		TD	TD	PAT	PAT	FG	FG	TIME			
Opp	Tot	Rush	Pass	Pen	Made	Att	Yards	Plays	Play	No	Yds	Att	Comp	Net	Sack	Yds	Int	Fum	Lost	Pen	Yds	Rush	Pass	Ret	Made	Att	Made	Att	Poss
Dallas	26	13	9	4	9	12	344	65	5.3	45	199	19	16	145	1	8	0	3	1	7	40	3	0	1	4	4	0	0	44:02
@G.B.	21	6	15	0	6	10	367	56	6.6	24	85	32	23	282	0	0	1	1	1	3	20	1	3	0	4	4	2	2	31:08
@T.B.	25	5	13	7	8	14	325	66	4.9	28	114	35	20	211	3	30	2	0	0	10	77	1	0	0	1	1	1	3	32:52
Wash.	20	5	11	4	4	11	381	55	6.9	28	136	25	16	245	2	14	1	3	3	6	50	1	1	0	2	2	0	2	31:04
S.F.	18	1	16	1	4	15	334	66	5.1	16	35	49	31	299	1	9	0	2	0	4	25	0	2	0	2	2	2	2	34:02
Jets	20	8	9	3	3	11	418	68	6.1	36	152	29	18	266	3	15	1	4	3	4	29	0	3	0	3	3	2	2	34:32
@Rams	16	7	8	1	5	11	373	54	6.9	31	106	22	15	267	1	9	1	2	0	5	35	2	3	0	4	5	2	2	29:36
Atl.	17	5	12	0	6	15	392	66	5.9	34	131	30	18	261	2	11	1	2	1	8	55	1	1	0	2	2	2	3	35:39
@S.F.	16	5	9	2	5	11	243	56	4.3	20	83	33	20	160	3	23	2	0	0	2	10	1	0	0	1	1	2	2	28:16
@N.E.	14	7	7	0	4	13	211	58	3.6	39	129	17	9	82	2	19	1	0	0	11	76	2	1	1	4	4	0	0	32:20
@Atl.	21	14	6	1	9	14	354	65	5.4	41	206	24	13	148	0	0	4	2	0	4	20	3	0	0	3	3	1	1	39:29
Rams	14	6	8	0	3	14	301	62	4.9	31	138	27	13	163	4	27	1	1	1	8	99	0	2	0	2	2	1	1	33:14
@Detr.	11	5	4	2	3	13	169	56	3	24	70	29	18	99	3	29	1	2	1	3	30	1	0	1	2	2	0	1	33:47
@Buff.	21	8	12	1	7	15	436	70	6.2	40	150	27	15	286	3	16	1	2	1	4	25	0	2	0	1	2	3	5	34:13
Phil.	21	6	12	3	5	15	291	71	4.1	31	86	35	18	205	5	31	1	3	0	6	50	1	3	0	4	4	0	1	31:53
Ind.	23	7	16	0	8	13	389	65	6	34	128	28	21	261	3	30	1	1	0	5	35	2	2	1	5	5	2	2	37:03
Totals	304	108	167	29	89	207	5328	999	5.33	502	1948	461	284	3380	36	271	19	28	12	90	676	19	23	4	44	46	20	29	

NEW ORLEANS SAINTS 1989 DEFENSE

Opp	1Dn Tot	1Dn Rush	1Dn Pass	1Dn Pen	3Dn Made	3Dn Att	Total Yards	Gain/Rushing				Passing								TD		TD	TD	PAT	PAT	FG	FG	TIME	
								Plays	Play	No	Yds	Att	Comp	Net	Sack	Yds	Int	Fum	Lost	Pen	Yds	Rush	Pass	Ret	Made	Att	Made	Att	Poss
Dallas	10	2	7	1	3	12	174	48	3.6	10	20	36	18	154	2	30	2	2	0	10	91	0	0	0	0	0	0	0	15:58
@G.B.	29	10	18	1	7	11	490	61	8	27	149	32	25	341	2	13	1	4	1	4	33	2	3	0	5	5	0	0	28:52
@T.B.	20	8	11	1	9	12	336	56	6	29	118	26	15	218	1	9	1	4	2	10	95	1	1	0	2	2	2	2	27:08
Wash.	13	3	10	0	7	16	308	61	5	33	92	28	15	216	0	0	1	0	0	10	75	1	0	0	1	1	3	3	28:56
S.F.	18	3	14	1	1	10	358	54	6.6	23	76	29	21	282	2	9	0	3	1	6	38	0	3	0	3	3	1	2	25:58
Jets	15	2	13	0	3	13	251	60	4.2	21	52	34	21	199	5	32	1	4	3	8	60	0	0	2	2	2	0	0	25:28
@Rams	22	6	15	1	4	15	313	70	6.5	18	53	46	27	260	6	50	3	2	0	4	25	0	3	0	3	3	0	0	30:24
Atl.	11	3	8	0	3	13	148	57	2.6	19	57	32	15	91	6	44	0	3	3	4	22	0	1	0	1	1	2	2	24:21
@S.F.	21	5	15	1	6	12	397	61	6.5	30	95	31	22	302	0	0	0	1	0	5	55	1	3	0	4	4	1	1	31:44
@N.E.	28	6	16	6	7	18	354	84	4.2	23	82	59	27	272	2	11	1	3	3	2	15	2	1	0	3	3	1	1	27:40
@Atl.	15	5	10	0	5	14	267	58	4.6	16	77	38	18	190	4	42	1	1	0	9	82	0	2	0	2	2	1	2	20:31
Rams	23	3	19	1	8	18	472	79	6	22	57	51	29	415	6	39	2	1	1	10	77	1	1	0	2	2	2	4	33:24
@Detr.	17	7	10	0	5	13	401	61	6.6	26	85	31	14	316	4	27	1	1	1	10	75	2	1	0	3	3	0	0	26:13
@Buff.	16	2	13	1	5	13	279	62	4.5	25	75	35	17	204	2	7	3	1	1	2	15	0	2	0	1	2	2	2	25:47
Phil.	22	8	13	1	7	16	408	71	5.7	27	127	40	20	281	4	36	2	4	2	7	62	0	2	0	2	2	2	3	28:07
Ind.	13	6	6	1	2	10	230	54	4.3	24	111	29	16	119	1	13	2	1	0	4	30	0	0	0	0	0	2	2	22:57
Totals	293	79	198	16	82	216	5186	997	5.20	373	1326	577	320	3860	47	362	21	35	18	105	850	10	23	2	34	35	19	24	

Saints Series Records

Date	Saints	Opponents	Place	Attendance
		Atlanta Falcons (17-24-0)		
11-26-67	27	24	Home	83,437
12- 7-69	17	45	Away	51,021
9-20-70	3	14	Home	77,042
10-25-70	14	32	Away	58,850
10-24-71	6	28	Away	58,850
12-19-71	20	24	Home	75,954
10-15-72	14	21	Home	66,294
11-12-72	20	36	Away	58,850
9-16-73	7	62	Home	66,428
12-16-73	10	14	Away	58,850
9-29-74	14	13	Home	62,273
10-20-74	13	3	Away	58,850
10- 5-75	7	14	Away	29,444
11- 2-75	23	7	Home	56,614
10-10-76	30	0	Home	51,521
10-31-76	20	23	Away	34,127
11-20-77	21	20	Home	43,135
12-18-77	7	35	Away	36,895
11-12-78	17	20	Home	70,323
11-26-78	17	20	Away	55,121
9- 2-79	34	40 (OT)	Home	70,940
11-25-79	37	6	Away	42,815
10-19-80	14	41	Home	62,651
11-16-80	13	31	Away	53,871
9- 6-81	0	27	Away	57,406
11- 1-81	10	41	Home	63,637
12-12-82	0	35	Away	39,535
1- 2-83	35	6	Home	47,336
10- 9-83	19	17	Away	51,654
11- 6-83	27	10	Home	67,062
9- 2-84	28	36	Home	66,652
11-11-84	17	13	Away	40,590
10-20-85	24	31	Away	44,784
12-22-85	10	16	Home	37,717
9- 7-86	10	31	Home	67,950
12-14-86	14	9	Away	39,994
11- 1-87	38	0	Away	42,196
9-11-88	29	21	Away	48,901
12-18-88	10	9	Home	60,566
10-29-89	20	13	Home	65,153
11-19-89	26	17	Away	53,173
		Buffalo Bills (2-2-0)		
11- 4-73	13	0	Home	74,770
9-21-80	26	35	Home	51,154
10-30-83	21	27	Away	49,413
12-10-89	22	19	Away	70,037
		Chicago Bears (5-7-0)		
12- 1-68	17	23	Home	78,285
12-20-70	3	24	Home	63,518
10-10-71	14	35	Away	55,049
10- 7-73	21	16	Home	56,561
10- 6-74	10	24	Away	55,753
12-21-75	17	42	Home	33,371
10- 2-77	42	24	Away	51,488
9-14-80	3	22	Away	62,523
9-19-82	10	0	Away	56,600
9-18-83	34 (OT)	31	Home	64,692
10- 7-84	7	20	Away	53,752
10-18-87	19	17	Away	46,813

Date	Saints	Opponents	Place	Attendance
		Cincinnati Bengals (3-3-0)		
11-29-70	6	26	Away	59,342
9-28-75	0	21	Home	52,531
9-24-78	20	18	Away	40,455
10-25-81	17	7	Home	46,336
12- 9-84	21	24	Home	40,855
12-20-87	41	24	Away	43,424
		Cleveland Browns (2-8-0)		
10- 1-67	7	42	Home	77,045
9-15-68	10	24	Home	74,215
11-10-68	17	35	Away	71,025
10-12-69	17	27	Home	71,274
12-12-71	17	21	Home	72,794
11-30-75	16	17	Away	44,753
10- 8-78	16	24	Home	50,158
10-18-81	17	20	Away	76,059
10-28-84	16	14	Away	52,489
9-13-87	28	21	Home	59,900
		Dallas Cowboys (3-11-0)		
10-15-67	10	14	Away	52,562
11-12-67	10	27	Home	83,437
11- 3-68	3	17	Home	84,728
9-28-69	17	21	Home	79,567
11- 9-69	17	33	Away	68,282
10-17-71	24	14	Home	83,088
9-24-73	3	40	Away	52,715
9-19-76	6	24	Home	61,413
11-19-78	7	27	Away	57,920
12-19-82	7	21	Away	64,506
9-25-83	20	21	Away	62,136
10-21-84	27	30 (OT)	Away	50,966
10- 3-88	20	17	Home	68,474
9-10-89	28	0	Home	66,977
		Denver Broncos (1-4-0)		
11-22-70	6	31	Home	66,837
10-13-74	17	33	Away	51,706
11- 4-79	3	10	Away	74,482
9-15-85	23	34	Away	74,488
11-20-88	42	0	Home	68,075
		Detroit Lions (5-5-1)		
11-24-68	20	20	Away	46,152
11- 8-70	19	17	Home	66,910
11-19-72	14	27	Away	53,752
10-14-73	20	13	Home	57,810
11- 3-74	14	19	Away	49,127
11-14-76	17	16	Home	42,048
9-25-77	19	23	Away	51,458
10-21-79	17	7	Home	57,428
10-12-80	13	24	Away	78,147
9-18-88	22	14	Away	37,180
12- 3-89	14	21	Away	38,550
		Green Bay Packers (4-11-0)		
11-17-68	7	29	Milw.	49,644
11-28-71	29	21	Milw.	48,035
12-17-72	20	30	Home	65,881
12- 2-73	10	30	Milw.	47,890
10-12-75	20	19	Home	51,371
11- 7-76	27	32	Milw.	52,936
9-18-77	20	24	Home	56,250
9-10-78	17	28	Milw.	54,336
9- 9-79	19	28	Milw.	53,184
12-13-81	7	35	Home	45,518

Date	Saints	Opponents	Place	Attendance
11- 4-84	13	23	Home	57,426
11-17-85	14	38	Milw.	52,104
9-14-86	24	10	Home	56,383
12-27-87	33	24	Home	68,364
9-17-89	34	35	Away	55,809
Houston Oilers (3-2-1)				
10- 3-71	13	13	Away	47,966
10- 3-76	26	31	Home	51,973
12-10-78	12	17	Home	63,169
11-22-81	27	24	Away	49,581
9-30-84	27	10	Away	43,108
12-13-87	24	10	Home	68,257
Indianapolis Colts (2-3-0)				
12-10-67	10	30	Away	60,238
10-19-69	10	30	Home	80,636
9-30-73	10	14	Away	52,293
10-12-86	17	14	Away	53,512
12-24-89	41	6	Home	49,009
Kansas City Chiefs (2-2-0)				
9-25-72	17	20	Home	70,793
9-26-76	27	17	Away	53,918
11-21-82	27	17	Home	39,341
9- 8-85	27	47	Home	57,760
Los Angeles Raiders (1-3-1)				
11- 7-71	21	21	Home	83,102
11- 9-75	10	48	Away	51,764
12- 3-79	35	42	Home	65,541
10-13-85	13	23	Away	48,152
10-23-88	20	6	Home	66,249
Los Angeles Rams (14-26-0)				
9-17-67	13	27	Home	80,879
10- 5-69	17	36	Away	54,789
11- 1-70	17	30	Home	77,861
12- 6-70	16	34	Away	66,410
9-19-71	24	20	Home	70,915
12- 5-71	28	45	Away	73,610
9-17-72	14	34	Away	66,303
11-26-72	19	16	Home	64,325
11-11-73	7	29	Away	70,358
11-25-73	13	24	Home	67,192
9-22-74	0	24	Away	64,178
11-17-74	20	7	Home	57,287
10-26-75	14	38	Away	60,771
12- 7-75	7	14	Home	39,958
10-24-76	10	16	Home	51,984
11-28-76	14	33	Away	54,906
10-16-77	7	14	Away	46,045
10-30-77	27	26	Home	59,023
10- 1-78	20	26	Home	61,654
10-22-78	10	3	Away	47,574
10- 7-79	17	35	Home	68,986
12-16-79	29	14	Away	53,879
11- 2-80	31	45	Away	59,909
11-24-80	7	27	Home	53,448
9-13-81	23	17	Home	62,063
11- 8-81	21	13	Away	61,068
9-11-83	27	30	Away	45,572
12-18-83	24	26	Home	70,148
10-14-84	10	28	Home	63,161
12- 2-84	21	34	Away	49,348
11- 3-85	10	28	Away	49,030
12- 1-85	29	3	Home	44,122

Date	Saints	Opponents	Place	Attendance
11- 9-86	6	0	Home	62,352
11-23-86	13	26	Away	58,600
10- 4-87	37	10	Home	29,745
11- 8-87	31	14	Away	43,379
10-30-88	10	12	Home	68,238
11-13-88	14	10	Away	63,305
10-22-89	40	21	Away	57,567
11-26-89	17	20 (OT)	Home	64,274
Miami Dolphins (1-4-0)				
11-15-70	10	21	Away	42,866
11-10-74	0	21	Home	74,289
9- 2-80	16	21	Away	40,946
10- 2-83	17	7	Home	66,489
12- 7-86	27	31	Home	64,761
Minnesota Vikings (4-11-0)				
10-13-68	20	17	Home	71,105
9-27-70	0	26	Away	47,900
11-21-71	10	23	Home	83,130
11- 5-72	6	37	Away	49,784
12- 1-74	9	29	Away	48,456
11- 9-75	7	20	Home	52,765
9-12-76	9	40	Home	58,156
9- 3-78	31	24	Home	54,187
11-30-80	20	23	Home	30,936
11-15-81	10	20	Away	45,215
11-27-83	17	16	Home	59,502
11-24-85	30	23	Away	54,117
12-21-86	17	33	Away	51,209
1- 3-88	10	44	Home*	69,546
12- 4-88	3	45	Away	61,215
*NFC Wildcard Game				
New England Patriots (1-5-0)				
12-10-75	10	17	Home	64,889
12- 5-76	6	27	Away	53,592
12-21-80	27	38	Home	38,277
12- 4-83	0	7	Away	24,579
11-30-86	20	21	Home	58,259
11-12-89	28	24	Away	47,680
New York Giants (6-8-0)				
10- 8-67	21	27	Away	62,670
10- 6-68	21	38	Away	62,967
11-16-69	25	24	Away	62,927
10- 4-70	14	10	Home	69,126
10- 8-72	21	45	Away	62,507
12-14-75	14	28	Away	40,150
10-29-78	28	17	Home	58,806
9-30-79	24	14	Home	51,543
9-20-81	7	20	Away	69,814
12-15-84	10	3	Away	63,739
10-27-85	13	21	Home	54,082
9-28-86	17	20	Away	72,765
11-22-87	23	14	Home	67,639
11-27-88	12	13	Home	66,526
New York Jets (2-4-0)				
12- 3-72	17	18	Away	62,496
12- 4-77	13	16	Home	40,464
12-14-80	21	20	Away	38,077
11-21-83	28	31	Home	68,606
11- 2-86	23	28	Away	44,246
10-15-89	29	14	Home	59,521

Date	Saints	Opponents	Place	Attendance
		Philadelphia Eagles (7-9-0)		
11- 5-67	31	24	Home	59,596
11-19-67	21	48	Away	60,751
12- 8-68	17	29	Away	57,128
10-26-69	10	13	Away	60,568
11-30-69	26	17	Home	72,805
10-29-72	21	3	Home	65,554
10-27-74	14	10	Home	64,257
11- 6-77	7	28	Away	53,482
9-17-78	17	24	Home	49,242
9-16-79	14	26	Home	54,212
11- 9-80	21	34	Home	45,340
10-11-81	14	31	Home	52,728
12-11-83	20	(OT) 17	Away	45,182
10- 6-85	23	21	Home	56,364
9-20-87	17	27	Away	57,485
12-18-89	30	20	Home	59,218
		Phoenix Cardinals (5-10-0)		
12- 3-67	20	31	Away	41,171
9-29-68	20	21	Home	79,021
10-27-68	17	31	Away	45,478
11- 2-69	51	42	Away	46,718
10-11-70	17	24	Away	45,294
12- 8-74	14	0	Home	57,152
10-23-77	31	49	Away	48,417
10- 5-80	7	40	Home	45,388
12- 6-81	3	30	Away	46,923
9-12-82	7	21	Home	58,763
9- 4-83	28	17	Home	65,225
9-23-84	34	24	Home	58,723
12- 8-85	16	28	Away	29,527
11-16-86	16	7	Away	32,069
10-11-87	19	24	Away	11,795
		Pittsburgh Steelers (5-4-0)		
10-29-67	10	14	Home	68,911
10-20-68	16	12	Away	32,303
12-15-68	24	14	Home	66,131
12-21-69	27	24	Home	72,256
11-25-74	7	28	Home	71,907
11- 5-78	14	20	Away	48,525
10- 4-81	6	20	Home	64,578
11-19-84	27	24	Home	66,005
11-29-87	20	16	Away	47,896
		San Diego Chargers (1-3-0)		
11-18-73	14	17	Away	44,356
10- 9-77	0	14	Home	53,942
12- 9-79	0	35	Home	61,059
10- 9-88	23	17	Away	42,693
		San Francisco 49ers (11-28-2)		
10-22-67	13	27	Away	34,285
11-23-69	43	38	Home	71,448
10-18-70	20	20	Away	39,446
12-13-70	27	38	Home	61,940
9-26-71	20	38	Home	81,596
11-14-71	26	20	Away	45,138
10- 1-72	2	37	Home	69,840
10-22-72	20	20	Away	59,167
10-21-73	0	40	Away	52,629
12- 9-73	16	10	Home	62,490
9-15-74	13	17	Home	65,071
12-15-74	21	35	Away	49,567
10-19-75	21	35	Away	40,990

Date	Saints	Opponents	Place	Attendance
11-23-75	6	16	Home	40,328
10-17-76	3	33	Away	43,160
12-12-76	7	27	Home	42,536
11-13-77	7	10 (OT)	Home	41,564
11-27-77	17	20	Away	33,702
10-15-78	14	7	Away	37,671
12- 3-78	24	13	Home	50,068
9-23-79	30	21	Away	39,727
11-11-79	31	20	Home	65,551
9- 7-80	23	26	Home	58,621
12- 7-80	35	38 (OT)	Away	37,949
9-27-81	14	21	Away	44,433
12-20-81	17	21	Home	43,639
11-28-82	23	20	Away	51,611
10-16-83	13	32	Home	68,154
11-13-83	0	27	Away	40,022
9-16-84	20	30	Away	57,611
11-25-84	-3	35	Home	65,117
9-29-85	20	17	Away	58,053
12-15-85	19	31	Home	46,065
9-21-86	17	26	Away	58,297
11- 2-86	23	10	Home	53,234
10-25-87	22	24	Home	60,497
11-15-87	26	24	Away	60,436
9- 4-88	33	34	Home	66,357
12-11-88	17	30	Away	62,977
10- 8-89	20	24	Home	60,488
11- 6-89	13	31	Away	60,667
		Seattle Seahawks (2-2-0)		
11-21-76	51	27	Away	61,865
11-18-79	24	38	Away	60,055
11-10-85	3	27	Home	47,365
10-16-88	20	19	Away	63,569
		Tampa Bay Buccaneers (8-4-0)		
12-11-77	14	33	Home	40,124
12-17-78	17	10	Away	51,209
10-14-79	42	14	Away	67,640
11-29-81	14	31	Home	62,209
12- 5-82	10	13	Home	61,709
10-23-83	24	21	Away	48,242
9- 9-84	17	13	Home	54,686
9-22-85	20	13	Home	45,320
10-19-86	38	7	Home	43,355
12- 6-87	44	34	Home	66,471
9-25-88	13	9	Home	66,671
9-24-89	10	20	Away	44,053
		Washington Redskins (4-10-0)		
9-24-67	10	30	Home	74,937
12-17-67	30	14	Away	50,486
9-22-68	37	17	Home	65,941
9-21-69	20	26	Home	73,147
12-14-69	14	17	Away	50,354
10-31-71	14	24	Away	53,041
10-28-73	19	3	Home	66,315
9-21-75	3	41	Away	54,414
10-28-79	14	10	Away	52,133
10-26-80	14	22	Away	51,375
12-26-82	10	27	Home	48,667
10- 5-86	6	14	Home	57,317
11- 6-88	24	27	Away	54,183
10- 1-89	14	16	Home	64,358

SAINTS HISTORY

1966

- Nov. 1** — National Football League Franchise awarded to New Orleans on All Saints Day.
Dec. 15 — John W. Mecom, Jr. becomes majority stockholder-president of NFL's 16th franchise.
Dec. 22 — Vic Schwenk appointed director of player personnel and becomes first major employee hired by New Orleans franchise.

1967

- Jan. 9** — Named New Orleans' professional football team Saints.
Jan. 27 — Former Ole Miss and Rams kicker Paige Cothren first player signed.
Feb. 9 — Saints select 42 players in NFL expansion draft.
Mar. 8 — First season ticket drive launched and Saints sell 20,000 first day and 33,400 before first league game.
Mar. 14 — Saints make fullback Les Kelley of Alabama top choice in common draft.
July 1 — Seventy-six players (mostly rookies) report for first training camp at California-Western University in San Diego.
July 6 — Former Green Bay fullback great Jim Taylor signs with Saints.
July 8 — Veterans report to training camp.
July 25 — Bert Rose appointed executive vice-president and general manager.
Aug. 2 — Saints lose first preseason game to Los Angeles, 16-7 before 26,364 at Anaheim, Calif.
Aug. 12 — Saints score first preseason victory by beating St. Louis 23-14 before crowd of 25,500 at Shreveport, La.
Sep. 9 — Saints record first preseason victory in New Orleans downing Atlanta 27-14 before 67,486. Victory gave Saints 5-1 preseason record, best ever for first-year expansion team.
Sep. 17 — Saints open season losing to Los Angeles 27-13 after rookie John Gilliam returned opening kickoff 94 yards for a touchdown.
Nov. 5 — Saints earn first NFL victory beating Philadelphia 31-24 as Walt Roberts scores three touchdowns at Tulane Stadium.
Dec. 17 — Saints defeat Washington 30-14 as rookie Danny Abramowicz scores two touchdowns. Saints wind up with 3-11 record and equal win output for first-year expansion team. Cornerback Dave Whitsett's 10 interceptions tie for best in NFL and earn UPI Comeback Player of the Year honors along with second-team All-Pro recognition and invitation to Pro Bowl.

1968

- Mar. 29** — Vic Schwenk replaces Bert Rose as general manager.
July 7 — Wide receiver Dave Parks signs with Saints after playing out option at San Francisco.
July 26 — Kevin Hardy, plus no. 1 draft choice of 1969, awarded to 49ers as compensation for signing Parks.
Sep. 10 — Jim Taylor announces retirement.
Nov. 3 — Saints lose to Dallas 17-3 before home-record crowd of 84,728 at Tulane Stadium.
Dec. 15 — Saints defeat Pittsburgh 24-14 in season's windup to emerge with 4-9-1 record and third-place finish in Century Division. Saints' two-year record of 7-20-1, best ever for an expansion team. Defensive tackle Dave Rowen named to play in Pro Bowl.

1969

- Oct. 5** — Saints' Tom Dempsey kicks 55-yard field goal against Rams at Los Angeles. Kick was NFL's longest that season and one yard short of pro football record.
Nov. 2 — Saints snap six-game losing streak at St. Louis, 51-42. Game set NFL record of most total touchdowns in one game via passing with Bill Kilmer and Charlie Johnson connecting on six apiece. Five other Saints records set: most first downs (26), most total offensive yards (508), most passing yards (354), most points (51) and most PATs (6).

- Nov. 16** — Tom Dempsey sets Saints record with 4 field goals against Giants in New York, scoring fourth with 11 seconds left to pull out 25-24 victory. Win began three-game Saints victory streak as New Orleans also downed San Francisco 43-38 and Philadelphia 26-17.
Dec. 21 — Saints close third season with 27-24 victory over Pittsburgh to bring record to 5-9. Dan Abramowicz wins NFL receiving championship with 73 catches for 1,015 yards and 7 TDs and All-NFL honors. Saints continue to hold NFL expansion team winning record with three-year report of 12-29-1. Defensive end Doug Atkins retires after 17-year career, wins second-team all-Pro honors. Tom Dempsey, Jake Kupp, Tony Baker and Andy Livingston tapped for Pro Bowl with entire Saints coaching staff.

1970

- Jan. 16** — In realignment of National Conference, Saints form Western Division with Los Angeles, San Francisco and Atlanta.
Nov. 3 — J.D. Roberts replaces Tom Fears and becomes the second head coach in Saints history.
Nov. 8 — Tom Dempsey kicks 63-yard field — longest in NFL history — on final play to defeat Detroit 19-17.

1971

- Jan. 28** — Saints draft quarterback Archie Manning of Mississippi in first round after trading quarterback Bill Kilmer to Washington for linebacker Tom Rousell plus 4th and 8th round picks in 1972 draft.
Aug. 11 — Louisiana Superdome construction begins.
Sep. 19 — Saints upset Rams in season's opener in New Orleans 24-20. Rookie Archie Manning makes first regular season start and runs for one-yard touchdown on final play after hitting 16 of 29 passes for 218 yards and another touchdown.
Oct. 17 — Archie Manning rushes for two touchdowns as Saints defeat Cowboys 24-20 before 83,088 at New Orleans. Cowboys went on to win Super Bowl.

1972

- Jan. 7** — Richard F. Gordon, Jr. retires from U.S. Naval aerospace program and is appointed executive vice-president of Saints.

1973

- Jan. 29** — Saints trade no. 1 draft choice to Baltimore for defensive end Billy Newsum and 4th-round draft choice (linebacker Jim Merlo).
Aug. 26 — John North replaces J.D. Roberts and becomes Saints' third head coach.
Nov. 4 — Saints score first shutout ever by blanking Buffalo 13-0 in New Orleans. Saints hold O.J. Simpson to 79 yards on 20 rushes as he headed to 2,003-yard season.
Dec. 16 — Saints finish 5-9, tying best season ever for club.

1974

- Dec. 14** — Saints again finish 5-9, tying best mark in their history.

1975

- Aug. 3** — Louisiana Superdome is dedicated.
Aug. 9 — Saints play Houston before 72,434 in first football game in Superdome. Saints lose, 13-7.
Sep. 28 — Saints lose to Cincinnati 21-0 before 52,531 in first National Football League game at Superdome.
Oct. 27 — John North is replaced as head coach by Ernie Hefferle, director of pro personnel, on interim basis.
Nov. 2 — Saints beat Atlanta 23-7 in Ernie Hefferle's first game.

1976

- Jan. 20 —** Saints hire Hank Stram as fourth head coach in club's history.
Nov. 21 — Saints beat Seahawks at Seattle 51-27 to tie club record for most points scored in one game.

1977

- Oct. 30 —** Saints upset Los Angeles 27-26 at Superdome on faked field goal pass from Tom Blanchard to Elois Grooms.
Dec. 18 — Saints season rushing and touchdown records fall to Chuck Muncie with 811 yards and Henry Childs with nine touchdowns.

1978

- Feb. 6 —** Dick Nolan is appointed head coach to replace Hank Stram. In other key front office moves, Eddie Jones is named executive vice-president and Harry Holmes vice-president of player personnel.
June 11 — Archie Manning wins Byron (Whizzer) White Award for contributions to his team, community and country.
Oct. 22 — Saints upset Rams 10-3 for first ever win at Los Angeles Coliseum.
Dec. 3 — Saints beat 49ers 24-13 at Superdome to become first New Orleans team to win six games.
Dec. 17 — Saints end best season with 7-9 record after win at Tampa Bay 17-10. Quarterback Archie Manning named Player of the Year and MVP in National Conference and selected to play in Pro Bowl.

1979

- June 5 —** Saints move administrative office from Lee Circle to Superdome.
Oct. 14 — Saints score 42 points in second half in 42-14 win at Tampa Bay. Scores came on six successive possessions in offensive masterpiece.
Oct. 28 — Saints tie club record of three consecutive wins and move into undisputed first place in NFC Western Division with 14-10 win at Washington. Saints stopped Redskins 18 times with goal to go and 7 times within two-yard line.
Dec. 3 — Chuck Muncie rushes for 128 yards to become first Saint to surpass 1,000-yard milestone en route to 1,198-yard season. Saints, alas, saw 35-14 lead disappear in 42-35 loss to Oakland in Monday night TV game at Superdome.
Dec. 16 — Saints end season 8-8, most successful in their history by beating Super Bowl-bound Rams 29-14 in last game for Rams at Coliseum.
Dec. 20 — Steve Rosenbloom is introduced as new executive vice-president and general manager of Saints at Superdome news conference.

1980

- Jan. 27 —** Chuck Muncie is selected MVP as NFC scores 37-27 win in Pro Bowl. Saints also represented well by Archie Manning, Tommy Myers, Wes Chandler and Henry Childs.
Nov. 24 — Saints lose to Los Angeles, 27-7 in Monday night game at Superdome. Head coach Dick Nolan is relieved of his duties following the game. Dick Stanfel is named interim head coach.
Dec. 14 — Saints end 14-game losing streak, longest in team history, by beating Jets 21-20 in snowstorm at Shea Stadium.

1981

- Jan. 20 —** General manager Steve Rosenbloom and vice-president of player personnel Dick Steinberg resign.
Jan. 22 — O.A. (Bum) Phillips is announced as head coach.
Jan. 26 — Assistant to the president Fred Williams is appointed Saints' chief administrator.
Apr. 28 — Saints select running back George Rogers, 1980 Heisman Trophy winner, with first overall choice in NFL draft.

Oct. 12 —

Nov. 8 —

Dec. 20 —

John Mecom, Sr., father of Saints owner John, Jr. and key figure in team history, dies at age 70 in Houston, Texas.
 Saints defeat NFC West rival Los Angeles 21-13 at Anaheim Stadium to sweep Rams home-and-away for first time in Saints franchise history.
 George Rogers gains 107 yards in 21-17 loss to San Francisco and becomes 1981 NFL rushing champion and all-time NFL rookie rusher with 1,674 yards for season.

1982

- Jan. 20 —** George Rogers appears for NFC squad in Pro Bowl in Honolulu, Hawaii.
Feb. 17 — Eddie Jones is named Saints president, head coach O.A. (Bum) Phillips is named general manager in addition to coaching title.
Sep. 17 — Veteran quarterback Archie Manning is traded to Houston Oilers for tackle Leon Gray.
Sep. 19 — Ken Stabler leads Saints to 10-0 shutout of Chicago Bears, the first road shutout in team history. Saints defense ranks no. 1 in NFL.
Sep. 20 — National Football League Players Association announces that NFL players are on strike following Monday night game.
Sep. 23 — NFL announces that scheduled Thursday night game will not be played. Announcement marks that first in an eight-week succession of similar announcements.
Nov. 21 — NFL games resume. Saints defeat Kansas City 27-17 before a crowd of 39,341 at Superdome.
Dec. 19 — Halfback George Rogers gains 166 yards rushing at Dallas, the top individual performance in NFL and Saints single-game record.

1983

- Jan. 2 —** Saints defeat Atlanta, 35-6 in rescheduled game that concludes nine-game season with 4-5 record. Saints narrowly miss playoffs in complicated labyrinth of tie-breakers.
Feb. 6 — Halfback George Rogers is in Honolulu for second successive Pro Bowl appearance.
July 30 — Saints appear in Hall of Fame game for the second time in franchise history. Pittsburgh Steelers win game at Canton, Ohio 27-14.
Sep. 4 — Halfback George Rogers sets team single-game record by rushing for 206 yards (24 carries) in 28-17 opening day win over St. Louis at the Superdome. Game marks third opening-day victory in team history.
Sep. 18 — Saints defeat Chicago Bears 34-31 at Superdome in overtime for first sudden-death victory in franchise history.
Dec. 18 — Saints host Los Angeles Rams at Superdome with franchise's first winning season and playoff berth on the line. Rams kick field goal with six seconds remaining for 26-24 victory. Saints finish season with NFC's no. 1 defense overall, and NFL's no. 1 defense against the pass, both franchise firsts. Final 8-8 record ties best season in franchise history (1979).

1984

- Jan. 29 —** Linebacker Rickey Jackson represents Saints in NFC-AFC Pro Bowl in Honolulu, Hawaii.
Feb. 18 — Saints acquire veteran quarterback Richard Todd from the New York Jets in exchange for the Saints' no. 1 choice in the 1984 NFL draft.
Oct. 9 — Saints acquire RB Earl Campbell from Houston for Saints' first-round draft choice in 1985.
Oct. 22 — Quarterback Ken Stabler retires.
Nov. 19 — Saints record first-ever win on prime time with 27-24 Monday night victory over Pittsburgh Steelers in Superdome.
Nov. 26 — Saints owner John W. Mecom, Jr. announces that the Saints are for sale for the non-negotiable price of \$75 million.

1985

- Jan. 27 —** Linebacker Rickey Jackson, defensive end Bruce Clark and punter Brian Hansen represent Saints at NFC-AFC Pro Bowl at Honolulu, Hawaii. Jackson made his second consecutive appearance in the game.
- Feb. 14 —** Negotiations for the sale of the Saints between John Mecom and A.N. Pritzker break off, thrusting Tom Benson, negotiating in a secondary position for several weeks, to the forefront.
- Mar. 12 —** Benson reaches agreement with Mecom for the sale of the Saints, dependent on state aid.
- Apr. 26 —** Saints trade George Rogers and picks no. 5, 10 and 11 in 1985 draft to Washington for Redskins' no. 1 draft choice.
- May 31 —** Ownership is transferred from Mecom to Benson for the sale price of \$70.204 million. Tom Benson will hold the position of managing general partner of the Saints.
- Nov. 25 —** Head coach Bum Phillips resigns. President Eddie Jones, director of football operations Pat Peppler and offensive coordinator King Hill resign. Defensive coordinator Wade Phillips is named interim head coach.

1986

- Jan. 14 —** Jim Finks is named president/general manager. Finks also joins in franchise ownership.
- Jan. 22 —** Wade Phillips and assistant coaches are released.
- Jan. 28 —** Jim Mora is named head coach.
- May 1 —** Director of scouting Joe Woolley and scout Bobby Baldwin are released. Restructuring of scouting department begins with Bill Kuharich as director of player personnel.
- June 19 —** Tom Benson announces new uniform design featuring Fleur de Lis logo inside State of Louisiana on the jersey and the pants.
- July 19 —** Training Camp opens at Southeastern Louisiana University, Hammond.
- Aug. 18 —** Running back Earl Campbell announces his retirement.
- Sep. 21 —** Mel Gray breaks team record with 101-yard kickoff return for TD at San Francisco. Return was Saints' first for score since 1977.
- Sep. 28 —** Saints take 17-0 first-half lead on New York Giants, only to falter in the second half and lose, 20-17. Giants went on to win Super Bowl.
- Nov. 9 —** Saints record fifth shutout in history, holding Rams' Eric Dickerson to 57 yards, nine in the second half, in 6-0 win. The victory evened the Saints' mark at 5-5 after 1-4 start.
- Dec. 7 —** Rueben Mayes broke team's single-game rushing record of 206 yards with 207 vs. Miami, but his final gain was called back along with winning TD. Saints lost 31-27 thriller as Mayes finished with 203 rushing yards.
- Dec. 21 —** Saints have chance for .500 record for only third time in history. But Vikings parlayed 30-3 halftime lead into 33-17 victory, leaving Jim Mora's first Saints team with 7-9 mark. RB Rueben Mayes finished year with 1,353 yards rushing, fourth in NFL and is named consensus Rookie of the Year. Mayes is named to Pro Bowl along with Rickey Jackson and Morten Andersen.

1987

- May 1 —** Construction begins on first of three phases of improvements to the Superdome. The improvements to the state-run Superdome are being paid for completely with private funding. The first phase, a group of 28 lodge suites, will be completed in time for use by the 1987 season. Other phases are targeted for construction in the near future.
- July 25 —** Rookies report to training camp at Southeastern Louisiana University.
- Aug. 17 —** Fullback Hokie Gajan, attempting to come back from a 1985 knee injury, retires following an injury to his other knee. Gajan joins the Saints' player personnel department as a scout.
- Sep. 13 —** Saints set team record with two safeties in a game as they open the season with a 28-21 win over the Cleveland Browns. Rueben Mayes opens the season with a 147-yard rushing effort in only the Saints' fourth opening-day win ever.

- Sep. 21 —** NFL Players Association announces that players will be on strike following Monday night game.
- Sep. 22 —** While players clear out their lockers, Saints personnel are preparing for games that will be played during the strike period with non-union personnel.
- Sep. 24 —** NFL announces that games scheduled for the weekend of Sept. 27-28 will not be played, but games will resume the following weekend.
- Oct. 4 —** Saints defeat Rams, 37-10 in Superdome before 29,745 fans in first replacement game. Saints QB John Fourcade, a New Orleans native, leads team to the win with two TD passes.
- Oct. 15 —** Players' Association announces that strike is over, but not in time to play the coming weekend's games.
- Oct. 18 —** Saints beat Chicago, 19-17 on four Florian Kempf field goals. The Saints replacements posted a 2-1 record.
- Oct. 19 —** Regular players return to practice; bulk of replacement players return home. Several are retained.
- Oct. 25 —** Saints fall to San Francisco, 24-22 in Superdome thriller. Following the game, Jim Mora makes his highly-publicized "coulda, woulda, shoulda" proclamation to media.
- Nov. 1 —** On the franchise's 22nd birthday, Saints post largest margin of victory in team history, whitewashing Atlanta, 38-0. Win is the first in a team-record nine consecutive triumphs to close out the season.
- Nov. 29 —** Saints hold on with two magnificent goal-line stands in the final quarter to defeat Pittsburgh, 20-16. Win ensured Saints' first-ever winning record.
- Dec. 6 —** Saints beat Tampa Bay, 44-34 to lock up team's first playoff appearance.
- Dec. 13 —** Saints win seventh straight, 24-10 over Houston, to lock up a host position in the NFC wild card game.
- Dec. 20 —** Down 24-3 in the second quarter, Saints rally behind backup quarterback Dave Wilson for 31-24 win, the biggest come-from-behind effort in Saints history.
- Dec. 27 —** Saints beat Green Bay, 33-24 to finish season with 12-3 record, and must wait for San Francisco to play that night to determine whether the Saints would win the NFC West and have the home field advantage throughout the playoffs, or host the NFC wild card game. The 49ers won, relegating the Saints to the wild card host role.

1988

- Jan. 3 —** Saints jump out to 7-0 lead, but hot Vikings led 31-10 at halftime enroute to 44-10 win over Saints in the NFC wild card game. RB Rueben Mayes sustained torn ligaments in his knee, requiring surgery. After the game, Jim Mora said, "I'm proud of what we've accomplished this year. But we expect to do better next time."
- Six Saints, K Morten Andersen, TE Hoby Brenner, G Brad Edelman, RB Rueben Mayes, LB Sam Mills, CB Dave Waymer, were tabbed for the AFC-NFC Pro Bowl in Honolulu. For the second consecutive season, Mayes missed the game. Six is the most Saints players ever selected to play in the game.
- President/general manager Jim Finks was honored as the NFL executive of the year, and head coach Jim Mora was named the NFL coach of the year by every voting body.
- Apr. 21 —** Head coach Jim Mora signs new five-year contract with Saints, a revision of his original contract which had two remaining seasons.
- July 16 —** Rookies and free agents report to Saints' first training camp at University of Wisconsin-La Crosse.
- Nov. 20 —** Saints score biggest win in team history in 42-0 win over Denver. Win clinched Saints' second consecutive winning season.
- Dec. 11 —** At Candlestick Park, Saints saw chances for first-ever NFC West championship disappear in 30-17 loss to San Francisco. 49ers went on to win Super Bowl XXIII.

1989

- Jan. 29 —** Kicker Morten Andersen, linebacker Sam Mills and wide receiver Eric Martin represent Saints in NFC-AFC Pro Bowl in Honolulu. NFC won 34-3.
- Feb. 1 —** Plan B free agency goes into effect. In protecting 37 players, Saints leave 21 others subject to offers from NFL clubs. In the two-month period, Saints lose eight players while signing three.
- Mar. 22 —** NFL Commissioner Pete Rozelle announces his retirement at the league meetings in Palm Springs, California. Rozelle had presided over the league for 29 years.
- June 2-4 —** In a football first, the Who Dat! Fan Club held its first convention at the Hyatt. A club of over 12,000 Saints fans, the convention was attended by more than 1,000 of the club's constituency.
- July 6 —** NFL owners meet in Chicago for a first vote for a successor to Pete Rozelle. Saints president/general manager Jim Finks, the only candidate, falls just short of election.
- Sep. 10 —** Saints score only opening-day shutout in team history with 28-0 win over Dallas in Superdome.
- Oct. 26 —** Meeting in Cleveland, NFL owners select lawyer Paul Tagliabue to succeed Pete Rozelle as league commissioner.
- Nov. 20 —** Commissioner Tagliabue appoints Saints president/general manager Jim Finks as chairman of the NFL competition committee, the group charged with the formulation of football-related rules and regulations.
- Dec. 3 —** Saints lose to Detroit, 21-14, effectively eliminating them from playoff contention. Starting quarterback Bobby Hebert is removed from the game, and replaced by John Fourcade.
- Dec. 10 —** Starting for the first time in non-replacement play, John Fourcade conquers the snow and the Buffalo Bills in leading the team to a 22-19 win. Bills' loss cost them the home-field advantage in AFC playoffs.
- Dec. 18 —** On Monday night, Fourcade leads Saints to 30-20 win over Eagles in Superdome. The loss cost Philadelphia the NFC East title.
- Dec. 24 —** A rousing 41-6 win over Indianapolis secured a 9-7 record, the Saints' third consecutive winning season. The Colts' loss eliminated them from the playoffs.
- Running back Dalton Hilliard, along with linebackers Vaughan Johnson were selected to represent the Saints in the Pro Bowl. Tackle Kevin Haverdink and cornerback Robert Massey were named to a number of all-rookie teams.

1990

- Feb. 23 —** Saints announce preseason schedule, which includes participation in American Bowl '90, played in Wembley Stadium in London, England. Saints and Raiders face off August 5.
- Feb. 27 —** NFL announces new schedule format, calling for each team to play 16 games in 17 weeks. Each division will have one off week in 1990. Under the new format, the 1991 and 1992 seasons will feature 16 games in 18 weeks.
- Mar. 1 —** The NFL announces the addition of additional wild card teams to the playoff format effective in 1990. Each conference will now have a six-team playoff system ending with Super Bowl XXV in Tampa.
- Mar. 11 —** NFL owners approve new television contract, which includes the addition of Turner Network Television, and eight more prime-time games per season.
- Apr. 1 —** The second season of Plan B free agency ends with the Saints losing ten players, signing two.

Saints All-Time Results

*Home Game

1967 (3-11) Coach: Tom Fears 4th place, Capitol Division

Saints	Opp.
*Los Angeles (80,879).....	13
*Washington (74,937).....	30
*Cleveland (77,045).....	7
New York Giants (62,670).....	21
Dallas (52,562).....	10
San Francisco (34,285).....	13
*Pittsburgh (68,911).....	10
*Philadelphia (59,596).....	31
*Dallas (83,437).....	10
Philadelphia (60,751).....	21
*Atlanta (83,437).....	27
St. Louis (41,171).....	20
Baltimore (60,238).....	10
Washington (50,486).....	30
233	379

1968 (4-9-1) Coach: Tom Fears 3rd place, Century Division

Saints	Opp.
*Cleveland (74,215).....	10
*Washington (65,941).....	37
*St. Louis (79,021).....	20
New York Giants (62,967).....	21
*Minnesota (71,105).....	20
Pittsburgh (32,303).....	16
St. Louis (45,478).....	17
*Dallas (84,728).....	3
Cleveland (71,025).....	17
Green Bay (Milw. 49,644).....	7
Detroit (46,152).....	20
*Chicago (78,285).....	17
Philadelphia (57,128).....	17
*Pittsburgh (66,131).....	24
246	327

1969 (5-9) Coach: Tom Fears 3rd place, Capitol Division

Saints	Opp.
*Washington (73,147).....	20
*Dallas (79,567).....	17
Los Angeles (54,879).....	17
*Cleveland (71,274).....	17
*Baltimore (80,636).....	10
Philadelphia (60,658).....	10
St. Louis (46,718).....	51
Dallas (62,282).....	17
New York Giants (62,927).....	25
*San Francisco (71,448).....	43
*Philadelphia (72,805).....	26
Atlanta (57,021).....	17
Washington (50,354).....	14
*Pittsburgh (72,256).....	27
311	393

1970 (2-11-1) Coach: Tom Fears (7 games) J.D. Roberts (7 games) 4th place, NFC West

Saints	Opp.
*Atlanta (77,042).....	3
Minnesota (47,900).....	0
*New York Giants (69,126).....	14
St. Louis (45,294).....	17
San Francisco (39,446).....	20
Atlanta (58,850).....	14
*Los Angeles (77,861).....	17
*Detroit (66,910).....	19
Miami (42,866).....	10
*Denver (66,837).....	6
Cincinnati (59,342).....	6
Los Angeles (66,410).....	16
*San Francisco (61,940).....	27
*Chicago (63,518).....	3
172	347

1971 (4-8-2) Coach: J.D. Roberts 4th place, NFC West

Saints	Opp.
*Los Angeles (70,915).....	24
*San Francisco (81,596).....	20
Houston (47,966).....	13
Chicago (55,049).....	14
*Dallas (83,088).....	24
Atlanta (58,850).....	6
Washington (53,041).....	14
*Oakland (83,102).....	21
San Francisco (45,138).....	26
*Minnesota (83,130).....	10
Green Bay (Milw. 48,130).....	29
Los Angeles (73,610).....	28
*Cleveland (72,794).....	17
*Atlanta (75,954).....	20
266	347

1972 (2-11-1) Coach: J.D. Roberts 4th place, NFC West

Saints	Opp.
Los Angeles (66,303).....	14
*Kansas City (70,793).....	17
*San Francisco (69,840).....	2
New York Giants (62,507).....	21
*Atlanta (66,294).....	14
San Francisco (59,167).....	20
*Philadelphia (65,554).....	21
Minnesota (49,784).....	6
Atlanta (58,850).....	20
Detroit (53,752).....	14
*Los Angeles (64,325).....	19
New York Jets (62,496).....	17
*New England (64,889).....	10
*Green Bay (65,881).....	20
215	361

1973 (5-9) Coach: John North
3rd place, NFC West

Saints	Opp.
*Atlanta (66,428).....	62
Dallas (52,715).....	7
Baltimore (52,293).....	10
*Chicago (56,561).....	21
*Detroit (57,810).....	20
San Francisco (52,629).....	0
*Washington (66,315).....	19
*Buffalo (74,770).....	13
Los Angeles (70,358).....	7
San Diego (44,356).....	14
*Los Angeles (67,192).....	13
Green Bay (Milw. 47,890).....	10
*San Francisco (62,490).....	16
Atlanta (58,850).....	10
163	312

1974 (5-9) Coach: John North
3rd place, NFC West

Saints	Opp.
*San Francisco (65,071).....	13
Los Angeles (64,178).....	0
*Atlanta (62,273).....	14
Chicago (55,753).....	10
Denver (51,706).....	17
Atlanta (58,850).....	13
*Philadelphia (64,257).....	14
Detroit (49,127).....	14
*Miami (74,289).....	0
*Los Angeles (57,287).....	20
*Pittsburgh (71,907).....	7
Minnesota (48,456).....	9
*St. Louis (57,152).....	14
San Francisco (49,567).....	21
166	263

1975 (2-12) Coach: John North (6 games)
Ernie Hefferle (8 games)

Saints	Opp.
Washington (54,414).....	3
*Cincinnati (52,531).....	0
Atlanta (29,444).....	7
*Green Bay (51,371).....	20
San Francisco (40,990).....	21
Los Angeles (60,771).....	14
*Atlanta (56,614).....	23
Oakland (51,764).....	10
*Minnesota (62,765).....	7
*San Francisco (40,328).....	6
Cleveland (44,753).....	16
*Los Angeles (39,358).....	7
New York Giants (40,150).....	14
*Chicago (33,371).....	17
165	360

1976 (4-10) Coach: Hank Stram
3rd place, NFC West

Saints	Opp.
*Minnesota (58,156).....	9
*Dallas (61,413).....	6
Kansas City (53,918).....	27
*Houston (51,973).....	26
*Atlanta (51,521).....	30
San Francisco (43,160).....	3
*Los Angeles (51,984).....	10
Atlanta (34,127).....	20
Green Bay (Milw. 52,936).....	27
*Detroit (42,048).....	17
Seattle (61,865).....	51
Los Angeles (54,906).....	14
New England (53,592).....	6
*San Francisco (42,536).....	7
253	346

1977 (3-11) Coach: Hank Stram
4th place, NFC West

Saints	Opp.
*Green Bay (56,548).....	20
Detroit (51,548).....	19
Chicago (51,488).....	42
*San Diego (53,942).....	0
Los Angeles (46,045).....	7
St. Louis (48,417).....	31
*Los Angeles (59,023).....	27
Philadelphia (53,482).....	7
*San Francisco (41,564).....	7 (OT)
*Atlanta (43,135).....	21
San Francisco (33,702).....	17
*New York Jets (40,464).....	13
*Tampa Bay (40,124).....	14
Atlanta (36,895).....	7
232	336

1978 (7-9) Coach: Dick Nolan
3rd place, NFC West

Saints	Opp.
*Minnesota (54,187).....	31
Green Bay (Milw. 54,336).....	17
*Philadelphia (49,242).....	17
Cincinnati (40,455).....	20
*Los Angeles (61,654).....	20
*Cleveland (50,158).....	16
San Francisco (37,671).....	14
Los Angeles (47,574).....	10
*New York Giants (58,806).....	28
Pittsburgh (48,525).....	14
*Atlanta (70,323).....	17
Dallas (57,920).....	7
Atlanta (55,521).....	17
*San Francisco (50,068).....	24
*Houston (63,169).....	12
Tampa Bay (51,209).....	17
281	298

1979 (8-8) Coach: Dick Nolan
2nd place, NFC West

Saints	Opp.
*Atlanta (70,940).....	34 (OT)
Green Bay (Milw. 53,184).....	19
*Philadelphia (54,212).....	14
San Francisco (39,727).....	30
*New York Giants (51,543).....	24
*Los Angeles (68,986).....	17
Tampa Bay (67,640).....	42
*Detroit (57,428).....	17
Washington (52,133).....	14
Denver (74,482).....	3
*San Francisco (65,551).....	31
Seattle (60,055).....	24
Atlanta (42,815).....	37
*Oakland (65,541).....	35
*San Diego (61,059).....	0
Los Angeles (53,879).....	29
370	360

1980 (1-15) Coach: Dick Nolan (12 games)
Dick Stanfel (4 games)
4th place, NFC West

Saints	Opp.
*San Francisco (58,621).....	23
Chicago (65,523).....	3
*Buffalo (51,154).....	26
Miami (40,946).....	16
*St. Louis (45,388).....	7
Detroit (78,147).....	13
*Atlanta (62,651).....	14
Washington (51,375).....	14
Los Angeles (59,909).....	31
*Philadelphia (45,340).....	21
Atlanta (53,871).....	13
*Los Angeles (53,488).....	7
*Minnesota (30,936).....	20
San Francisco (37,949).....	35 (OT)
New York Jets (38,077).....	21
*New England (38,277).....	27
291	487

1981 (4-12) Coach: Bum Phillips
4th place, NFC West

Saints	Opp.
Atlanta (57,406).....	0
*Los Angeles (62,063).....	23
New York Giants (69,814).....	7
San Francisco (44,433).....	14
*Pittsburgh (64,578).....	6
*Philadelphia (52,728).....	14
Cleveland (76,059).....	17
*Cincinnati (46,336).....	17
*Atlanta (63,637).....	10
Los Angeles (61,068).....	21
Minnesota (45,215).....	10
Houston (49,581).....	27
*Tampa Bay (62,209).....	14
St. Louis (46,923).....	3
*Green Bay (45,518).....	7
*San Francisco (43,639).....	17
207	378

1982 (4-5) Coach: Bum Phillips
2nd place, NFC West

Saints	Opp.
*St. Louis (58,763).....	7
Chicago (56,600).....	10
*Kansas City (39,341).....	27
San Francisco (51,611).....	23
*Tampa Bay (61,709).....	10
Atlanta (39,535).....	0
Dallas (64,506).....	7
*Washington (48,667).....	10
*Atlanta (47,336).....	35
129	160

1983 (8-8) Coach: Bum Phillips
3rd place, NFC West

Saints	Opp.
*St. Louis (65,225).....	28
Los Angeles (45,572).....	27
*Chicago (64,692).....	34 (OT)
Dallas (62,136).....	20
*Miami (66,489).....	17
Atlanta (51,654).....	19
*San Francisco (68,154).....	13
Tampa Bay (48,242).....	24
Buffalo (49,413).....	21
*Atlanta (67,062).....	27
San Francisco (40,022).....	0
*New York Jets (68,606).....	28
*Minnesota (59,502).....	17
New England (24,579).....	0
Philadelphia (45,182).....	20 (OT)
*Los Angeles (70,148).....	24
319	337

1984 (7-9) Coach: Bum Phillips
3rd place, NFC West

Saints	Opp.
*Atlanta (66,652).....	28
*Tampa Bay (54,686).....	17
San Francisco (57,611).....	20
*St. Louis (58,723).....	34
Houston (43,108).....	7
Chicago (53,752).....	7
*Los Angeles (63,161).....	10
Dallas (50,966).....	27 (OT)
Cleveland (52,849).....	16
*Green Bay (57,426).....	13
Atlanta (40,590).....	17
*Pittsburgh (66,005).....	27
*San Francisco (65,117).....	3
Los Angeles (49,348).....	21
*Cincinnati (40,855).....	21
New York Giants (63,739).....	10
298	361

1985 (5-11) Coach: Bum Phillips (12 games)
Wade Phillips (4 games)
3rd place, NFC West

Saints	Opp.
*Kansas City (57,760).....	27 47
Denver (74,448).....	23 34
*Tampa Bay (45,320).....	20 13
San Francisco (58,053).....	20 17
*Philadelphia (56,364).....	23 21
L.A. Raiders (48,152).....	13 23
Atlanta (44,784).....	24 31
*New York Giants (54,082).....	13 21
Los Angeles (49,030).....	10 28
*Seattle (47,365).....	3 27
Green Bay (Milw. 52,104).....	14 38
Minnesota (54,117).....	30 23
*Los Angeles (44,122).....	29 3
St. Louis (29,527).....	16 28
*San Francisco (46,065).....	19 31
*Atlanta (37,717).....	10 16
	294 401

1986 (7-9) Coach: Jim Mora
4th place, NFC West

Saints	Opp.
*Atlanta (67,950).....	10 31
*Green Bay (56,383).....	24 10
San Francisco (58,297).....	17 26
N.Y. Giants (72,765).....	17 20
*Washington (57,317).....	6 14
Indianapolis (53,512).....	17 14
*Tampa Bay (43,355).....	38 7
N.Y. Jets (44,246).....	23 28
*San Francisco (53,234).....	23 10
*Los Angeles (62,352).....	6 0
St. Louis (32,069).....	16 7
Los Angeles (58,600).....	13 26
*New England (58,259).....	20 21
*Miami (64,761).....	27 31
Atlanta (39,994).....	14 9
Minnesota (51,209).....	17 33
	288 287

1987 (12-3) Coach: Jim Mora
2nd place, NFC West

Saints	Opp.
*Cleveland (59,900).....	28 21
Philadelphia (57,485).....	17 27
*Los Angeles (29,745).....	37 10
St. Louis (11,795).....	19 24
Chicago (46,813).....	19 17
*San Francisco (60,497).....	22 24
Atlanta (42,196).....	38 0
Los Angeles (43,379).....	31 14
San Francisco (60,436).....	26 24
*N.Y. Giants (67,639).....	23 14
Pittsburgh (47,896).....	20 16
*Tampa Bay (66,471).....	44 34
*Houston (68,257).....	24 10
Cincinnati (43,424).....	41 24
*Green Bay (68,364).....	33 24
	422 283

NFC Wild Card Playoff

*Minnesota (68,127).....	10 44
--------------------------	-------

1988 (10-6) Coach: Jim Mora
3rd place, NFC West

Saints	Opp.
*San Francisco (66,357).....	33 34
Atlanta (48,901).....	29 21
Detroit (37,180).....	22 14
*Tampa Bay (66,671).....	13 9
*Dallas (68,474).....	20 17
San Diego (42,693).....	23 17
Seattle (63,569).....	20 19
*L.A. Raiders (66,249).....	20 6
*L.A. Rams (68,238).....	10 12
Washington (54,183).....	24 27
L.A. Rams (63,305).....	14 10
*Denver (68,075).....	42 0
*N.Y. Giants (66,526).....	12 13
Minnesota (61,215).....	3 45
San Francisco (62,977).....	17 30
*Atlanta (60,566).....	10 9
	312 283

1989 (9-7) Coach: Jim Mora
3rd place, NFC West

Saints	Opp.
*Dallas (66,977).....	28 0
Green Bay (55,809).....	34 35
Tampa Bay (44,053).....	10 20
*Washington (64,358).....	14 16
*San Francisco (60,488).....	20 24
N.Y. Jets (59,521).....	29 14
L.A. Rams (57,567).....	40 21
*Atlanta (65,153).....	20 13
San Francisco (60,667).....	13 31
New England (47,680).....	28 24
Atlanta (53,173).....	26 17
*L.A. Rams (64,274).....	17 (OT) 20
Detroit (38,550).....	14 21
Buffalo (70,037).....	22 19
*Philadelphia (59,218).....	30 20
*Indianapolis (49,009).....	41 6
	386 301

Saints Preseason Results

1987 (5-1)

Saints	Opp.
Los Angeles (26,364) at Anaheim.....	7 16
St. Louis (25,500) at Shreveport.....	23 14
Pittsburgh (35,000) at Baton Rouge.....	20 17
San Francisco (23,348) at Portland, Ore.....	24 10
Miami (11,214) at Charleston, S.C.....	20 17
Atlanta (67,486) at New Orleans.....	27 14

1988 (2-4)

Saints	Opp.
Los Angeles (26,605) at Anaheim.....	7 21
Boston (67,152) at New Orleans.....	19 0
Houston (42,734) at Houston.....	23 24
Cleveland (70,045) at New Orleans.....	40 27
Atlanta (49,832) at Atlanta.....	10 16
Minnesota (23,000) at Shreveport.....	17 20

1989 (2-4)

Saints	Opp.
San Diego (31,683) at San Diego.....	7 10
Denver (28,356) at Denver.....	28 22
Pittsburgh (40,000) at Baton Rouge.....	24 34
Atlanta (69,898) at New Orleans.....	21 17
Houston (79,937) at New Orleans.....	14 30
Detroit (30,312) at Detroit.....	7 42

1990 (4-2)

Saints	Opp.
Minnesota (17,932) at Canton.....	14 13
Houston (46,223) at Houston.....	19 10
Detroit (76,778) at New Orleans.....	17 31
Boston (32,000) at Jackson.....	26 20
N.Y. Jets (78,581) at New Orleans.....	14 27
San Diego (63,904) at New Orleans.....	20 14

1991 (0-6)

Saints	Opp.
Buffalo (35,758) at Buffalo.....	10 14
Dallas (73,560) at Dallas.....	21 36
Kansas City (70,459) at New Orleans.....	7 27
San Diego (35,405) at San Diego.....	7 22
Philadelphia (60,487) at New Orleans.....	0 34
Houston (60,971) at New Orleans.....	17 24

1992 (1-4-1)

Saints	Opp.
Philadelphia (53,372) at Philadelphia.....	13 10
Buffalo (66,762) at New Orleans.....	21 24
Dallas (81,070) at New Orleans.....	7 30
San Diego (64,506) at New Orleans.....	14 16
Pittsburgh (43,302) at Memphis.....	7 56
Houston (44,571) at Houston.....	14 14

1993 (1-5)

Saints	Opp.
Kansas City (67,216) at Kansas City.....	6 12
Miami (80,050) at Miami.....	13 14
Dallas (61,022) at Dallas.....	14 24
New England (64,131) at New Orleans.....	6 31
N.Y. Jets (67,434) at New Orleans.....	17 28
Houston (62,339) at New Orleans.....	16 10

1994 (3-3)

Saints	Opp.
Pittsburgh (45,339) at New Orleans.....	7 26
Miami (41,524) at Miami.....	20 45
New England (20,456) at Foxboro.....	3 7
Dallas (56,563) at New Orleans.....	16 7
N.Y. Jets (59,829) at New Orleans.....	24 7
Houston (35,103) at Houston.....	24 16

1995 (2-4)

Saints	Opp.
Houston (72,434) at New Orleans.....	7 13
Denver (40,089) at New Orleans.....	24 21
Miami (61,253) at New Orleans.....	10 20
Baltimore (60,643) at New Orleans.....	27 3
Pittsburgh (47,341) at Pittsburgh.....	3 24
Cincinnati (48,453) at Cincinnati.....	0 20

1996 (4-2)

Saints	Opp.
Pittsburgh (56,039) at New Orleans.....	14 24
Houston (38,675) at Houston.....	13 10
Buffalo (36,110) at Buffalo.....	21 14
Baltimore (38,879) at Baltimore.....	26 OT 20
Cincinnati (60,044) at New Orleans.....	13 10
Miami (63,383) at New Orleans.....	7 20

1977 (5-1)

Saints	Opp.
Chicago (55,163) at Chicago.....	23 14
N.Y. Giants (49,900) at New Orleans.....	23 7
Buffalo (66,282) at New Orleans.....	20 17
N.Y. Jets (49,455) at New Orleans.....	14 20
Miami (39,970) at Miami.....	17 10
Houston (49,964) at New Orleans.....	20 16

1978 (2-2)

Saints	Opp.
Philadelphia (30,000) at Mexico City.....	14 7
Miami (54,105) at New Orleans.....	17 31
Tampa Bay (49,042) at New Orleans.....	3 14
Houston (49,554) at Houston.....	17 3

1979 (1-3)

Saints	Opp.
Miami (44,704) at Miami.....	14 14
Chicago (45,085) at New Orleans.....	6 13
Tampa Bay (49,042) at Tampa.....	7 7
Houston (54,469) at New Orleans.....	10 14

1980 (1-3)

Saints	Opp.
St. Louis (57,923) at New Orleans.....	17 13
Houston (43,376) at Houston.....	17 20
Detroit (49,631) at Detroit.....	17 40
Miami (50,635) at New Orleans.....	0 20

1981 (3-1)

Saints	Opp.
Baltimore (46,792) at New Orleans.....	24 23
Houston (67,562) at New Orleans.....	27 7
Philadelphia (28,001) at Syracuse, N.Y.....	6 3
Detroit (52,090) at New Orleans.....	20 OT 17

1982 (1-3)

Saints	Opp.
Houston (44,599) at Houston.....	20 22
Kansas City (46,585) at New Orleans.....	6 3
Cleveland (55,689) at New Orleans.....	17 20
Minnesota (59,810) at Minneapolis.....	21 24

1983 (3-2)

Saints	Opp.
Pittsburgh (23,909) at Canton, Ohio.....	14 27
Tampa Bay (53,111) at Tampa.....	17 20
Miami (38,735) at Miami.....	19 17
Houston (60,430) at New Orleans.....	20 13
N.Y. Jets (58,176) at New Orleans.....	17 10

1984 (3-1)

Saints	Opp.
Kansas City (34,230) at Kansas City.....	34 20
Atlanta (58,502) at New Orleans.....	31 21
Houston (45,522) at Houston.....	31 19
Washington (52,040) at New Orleans.....	9 14

1985 (1-3)

Saints	Opp.
New England (27,014) at New England.....	32 20
Houston (53,491) at New Orleans.....	20 23
Tampa Bay (49,337) at New Orleans.....	10 14
San Diego (40,462) at San Diego.....	20 21

1986 (2-2)

Saints	Opp.
Denver (47,408) at Denver.....	10 7
New England (54,384) at New Orleans.....	34 38
Houston (38,617) at Houston.....	13 24
Kansas City (47,945) at New Orleans.....	13 10

1987 (3-1)

Saints	Opp.
Minnesota (52,884) at New Orleans.....	23 17
Houston (51,562) at New Orleans.....	13 16
Pittsburgh (46,770) at New Orleans.....	31 28
Cincinnati (46,289) at Cincinnati.....	26 14

1988 (2-2)

Saints	Opp.
Minnesota (47,624) at Minnesota.....	23 20
Phoenix (51,987) at Phoenix.....	33 28
Indianapolis (54,117) at Indianapolis.....	6 18
Pittsburgh (56,174) at New Orleans.....	28 31

1989 (1-3)

Saints	Opp.
Indianapolis (57,771) at New Orleans.....	7 31
Buffalo (48,512) at Buffalo.....	7 10
Cincinnati (51,150) at New Orleans.....	27 10
Washington (56,181) at New Orleans.....	21 26

Saints Standings

1967 (Capitol Division, 4th place)				1979 (Western Division, 2nd place)			
Dallas	9	5	0 .643	Los Angeles	8	7	0 .563
Philadelphia	6	7	1 .462	New Orleans	8	7	0 .500
Washington	5	6	3 .455	Atlanta	6	10	0 .375
New Orleans	3	11	0 .214	San Francisco	2	14	0 .125
1968 (Century Division, 3rd place)				1980 (Western Division, 4th place)			
Cleveland	10	4	0 .714	Atlanta	12	4	0 .750
St. Louis	9	4	1 .692	Los Angeles	11	5	0 .687
New Orleans	4	9	1 .308	San Francisco	6	10	0 .375
Pittsburgh	2	11	1 .154	New Orleans	1	15	0 .062
1969 (Capitol Division, 3rd place)				1981 (Western Division, 4th place)			
Dallas	11	2	1 .846	San Francisco	13	3	0 .813
Washington	7	5	2 .583	Atlanta	7	9	0 .438
New Orleans	5	9	0 .357	Los Angeles	6	10	0 .375
Philadelphia	4	9	1 .308	New Orleans	4	12	0 .250
1970 (Western Division, 4th place)				1982 (Western Division, 2nd place)			
San Francisco	10	3	1 .769	Atlanta	5	4	0 .556
Los Angeles	8	5	1 .615	New Orleans	4	5	0 .444
Atlanta	4	8	2 .333	San Francisco	3	6	0 .333
New Orleans	2	11	1 .154	Los Angeles	2	7	0 .222
1971 (Western Division, 4th place)				1983 (Western Division, 3rd place)			
San Francisco	9	5	0 .643	San Francisco	10	6	0 .625
Los Angeles	8	5	1 .615	Los Angeles	9	7	0 .563
Atlanta	7	6	1 .538	New Orleans	8	8	0 .500
New Orleans	4	8	2 .333	Atlanta	7	9	0 .438
1972 (Western Division, 4th place)				1984 (Western Division, 3rd place)			
San Francisco	9	5	0 .615	San Francisco	15	1	0 .938
Atlanta	7	7	0 .500	Los Angeles	10	6	0 .625
Los Angeles	6	7	1 .464	New Orleans	7	9	0 .438
New Orleans	2	11	1 .154	Atlanta	4	12	0 .250
1973 (Western Division, 3rd place)				1985 (Western Division, 3rd place)			
Los Angeles	12	2	0 .857	Los Angeles	11	5	0 .687
Atlanta	9	5	0 .643	San Francisco	10	6	0 .625
New Orleans	5	9	0 .357	New Orleans	5	11	0 .313
San Francisco	5	9	0 .357	Atlanta	4	12	0 .250
1974 (Western Division, 3rd place)				1986 (Western Division, 4th place)			
Los Angeles	10	4	0 .714	San Francisco	10	5	1 .656
San Francisco	6	8	0 .429	Los Angeles	10	6	0 .625
New Orleans	5	9	0 .357	Atlanta	7	8	1 .469
Atlanta	3	11	0 .214	New Orleans	7	9	0 .438
1975 (Western Division, 4th place)				1987 (Western Division, 2nd place)			
Los Angeles	12	2	0 .857	San Francisco	13	2	0 .867
San Francisco	5	9	0 .357	New Orleans	12	3	0 .800
Atlanta	4	10	0 .286	Los Angeles	6	9	0 .400
New Orleans	2	12	0 .143	Atlanta	3	12	0 .200
1976 (Western Division, 3rd place)				1988 (Western Division, 3rd place)			
Los Angeles	10	3	1 .750	San Francisco	10	6	0 .625
San Francisco	8	6	0 .571	Los Angeles	10	6	0 .625
New Orleans	4	10	0 .286	New Orleans	10	6	0 .625
Atlanta	4	10	0 .286	Atlanta	5	11	0 .313
Seattle	2	12	0 .143	1989 (Western Division, 3rd place)			
1977 (Western Division, 4th place)				San Francisco	14	2	0 .875
Los Angeles	10	4	0 .714	Los Angeles	11	5	0 .688
Atlanta	7	7	0 .500	New Orleans	9	7	0 .563
San Francisco	5	9	0 .357	Atlanta	3	13	0 .188
New Orleans	3	11	0 .214	1978 (Western Division, 3rd place)			
1978 (Western Division, 3rd place)				Los Angeles	12	4	0 .750
Los Angeles	12	4	0 .750	Atlanta	9	7	0 .563
Atlanta	9	7	0 .563	New Orleans	7	9	0 .438
New Orleans	7	9	0 .438	San Francisco	2	14	0 .125
San Francisco	2	14	0 .125				

SAINTS DRAFT CHOICES

1967

1a. traded to Baltimore	
1b. Leslie Kelley, rb.....	Alabama
2a. James (Bo) Burris, s.....	Houston
2b. John Gilliam, rb.....	South Carolina State
2c. David Rowe, de.....	Penn State
3a. traded to Baltimore	
3b. Del Williams, g.....	Florida State
3c. Ben Hart, wr.....	Oklahoma
4a. Ron Widby, p.....	Tennessee
4b. Bill Carr, c.....	Florida
4c. Tom Stangle, t.....	Dayton
5a. Don McCall, rb.....	USC
5b. John Douglas, cb.....	Texas Southern
6a. John Harvey, g.....	Kansas
6b. Charles (Bo) Wood, lb.....	North Carolina
7a. Gary Hertzog, g.....	Williamette
7b. Bob McKelvey, lb.....	Northwestern
8a. Sam Harris, te.....	Colorado
8b. Barry Siler, lb.....	Albion
9a. Tim Lavens, te.....	Idaho
9b. Eugene Ross, cb.....	Oklahoma
10a. Charles Brown, rb.....	Missouri
10b. Roosevelt Robertson, te.....	North Carolina College
11a. Jim Benson, g.....	Florida
11b. Bernard Corbin, cb.....	Alabama A&M
12a. Ronnie Pack, g.....	Texas Tech
12b. John Robinson, wr.....	Tennessee A&I
13a. Bill Stetz, lb.....	Boston College
13b. Gary Grossnickle, s.....	Missouri
14a. Jim Hester, te.....	North Carolina
14b. George Stetter, cb.....	Virginia
15a. John Snow, dt.....	Wake Forest
15b. Darrell Johnson, rb.....	Lamar
16a. Marcus Rhoden, wr.....	Mississippi State
16b. Bruce Cortez, cb.....	Parsons College
17a. Dan Abramowicz, wr.....	Xavier (Ohio)
17b. Billy Bob Stewart, lb.....	SMU
(choice acquired from Baltimore)	
17c. Jim Walker, s.....	Providence

1968

1a. traded to Green Bay	
1b. Kevin Hardy, de.....	Notre Dame
(choice acquired from Minnesota)	
2. choice to Los Angeles for joining scouting combine	
3. Dave Szmakowski, wr.....	West Texas State
4a. Willie Crittendon, dt.....	Tulsa
4b. Dan Sartin, g.....	Mississippi
5. Ronnie Lee South, qb.....	Arkansas
6. traded to San Francisco	
7a. Ray Phillips, g.....	Michigan
(choice acquired from Detroit)	
7b. Eugene Howard, cb.....	Langston
8. Dick Swatland, g.....	Notre Dame
9. Joe Blake, g.....	Tulsa
10. Doug Robinson, s.....	Iowa State
11. Bennie Blocker, rb.....	South Carolina State
12. John Beck, cb.....	San Diego State
13. Kayo Trepanier, t.....	Montana State
14. Herbert Covington, rb.....	Memphis State
15. Wilmer Cooks, rb.....	Colorado
16. Elie Ghattas, g.....	Ball State
17. Jim Ferguson, lb.....	USC

1969

1a. traded to San Francisco	
1b. John Shimmers, g.....	Xavier (Ohio)
(choice acquired from Minnesota)	
2a. traded to Baltimore	
2b. Richard Neal, de.....	Southern
(choice acquired from St. Louis)	
3. traded to Detroit	
4a. Dennis Hale, s.....	Minnesota
4b. Bob Hudspeth, t.....	Southern Illinois
(choice acquired from Dallas)	
5a. Tony Kyasky, s.....	Syracuse
5b. Keith Christensen, t.....	Kansas
(choice acquired from New York Giants)	
6. Bob Miller, te.....	USC
7. traded to Baltimore	
8. Jim Lawrence, wr.....	USC
9. Joe Owens, lb.....	Alcorn State
10. McKinley Reynolds, rb.....	Hawaii
11. Tommy Morel, wr.....	LSU
12. Tom Broadhead, rb.....	Santa Barbara State
13. Joe Robillard, cb.....	Linfield (Oregon)
14. Gary Loyd, p.....	California Lutheran
15. Bill Waller, wr.....	Xavier (Ohio)
16. Edd Hargett, qb.....	Texas A&M
17. Chico Kurzwaski, s.....	Northwestern

1970

1. Ken Burrough, wr.....	Texas Southern
2. traded to Cleveland	
3. Clevis Swinney, de.....	Arkansas State
4. Delles Howell, cb.....	Grambling
5a. Glenn Cannon, s.....	Mississippi
(choice acquired from Chicago)	
5b. traded to Washington	
5c. Steve Ramsey, qb.....	North Texas State
(choice acquired from Los Angeles)	
6. Mel Easley, cb.....	Oregon State
7. Lon Woodard, de.....	San Diego State
8. Lawrence Estes, de.....	Alcorn State
9. Jim Otis, rb.....	Ohio State
10. Jim Brumfield, rb.....	Indiana State
11. Gary Klar, lb.....	Arizona
12. Willie Davenport, cb.....	Southern
13. selection declared ineligible	
14. Doug Sutherland, de.....	Wisconsin-Superior
15. Jim Vest, de.....	Washington State
16. Cliff Gasper, dt.....	Grambling
17. Doug Wyatt, s.....	Tulsa

1971

1. Archie Manning, qb.....	Mississippi
2a. traded to Chicago	
2b. Sam Holden, t.....	Grambling
(choice acquired from Houston)	
3. Bivian Lee, cb.....	Prairie View
4a. traded to Dallas	
4b. Carlos Bell, te.....	Houston
4c. Wimpy Winther, c.....	Mississippi
(choice acquired from Washington)	
4d. D'artagnan Martin, cb.....	Kentucky State
4e. Don Morrison, t.....	Texas-Arlington
5. traded to Pittsburgh	
6. Don Morehead, rb.....	Michigan
7a. Larry DiNardo, g.....	Notre Dame

- 7b. Bob Newland, wr Oregon
(choice acquired from Kansas City)
8a. traded to Pittsburgh
8b. James Elder, cb Southern
(choice acquired from Washington)
8c. Bob Gresham, rb West Virginia
(choice acquired from Oakland)
9. Tom Williams, s Williamette
10. Rocky Pampin, rb Hawaii
11. Bob Pollard, de Weber State
12. Ron Gathright, cb Morehead State
13. Don Burchfield, te Ball State
14. Bobby Scott, qb Tennessee
15. Bart Graves, de Tulane
16. Craig Robinson, t Houston
17. Hermann Eban, wr Oklahoma State

1972

1. Royce Smith, g Georgia
2a. traded to Oakland
2b. Willie Hall, lb USC
3a. Bob Kuziel, c Pittsburgh
3b. Tom Myers, s Syracuse
4a. Mike Crangle, de Tennessee-Martin
4b. Joe Federspiel, lb Kentucky
(choice acquired from Kansas City)
4c. Mike Coleman, de Knoxville College
5a. Bill Butler, rb Kansas State
(choice acquired from Green Bay)
5b. Carl Johnson, t Nebraska
5c. Bo Davies, s South Carolina
(choice acquired from Baltimore)
6a. Wayne Dorton, g Arkansas State
6b. Curt Watson, rb Tennessee
(choice acquired from Oakland)
7. Ernie Jackson, cb Duke
8. Ron Vinson, wr Abilene Christian
9. Kent Branstetter, dt Houston
10. Andy Kupp, g Idaho
11. Paul Dongieux, lb Mississippi
12. Steve Lockhart, te Arkansas State
13. Cephus Weatherspoon, wr Ft. Lewis
14. Steve Barrios, wr Tulane
15. Rusty Lachaussee, qb Tulane
16. Joe Balthrop, g Tennessee
17. Dick Graham, wr Oklahoma State

1973

1. traded to Baltimore
2a. Derland Moore, de Oklahoma
2b. Steve Baumgartner, de Purdue
(choice acquired from New York Jets)
3a. traded to Washington
3b. Pete Van Valkenburg, rb Brigham Young
(choice acquired from New York Jets)
4a. traded to Detroit
4b. Jim Merlo, lb Stanford
(choice acquired from Baltimore)
5. traded to Denver
6a. traded to Washington
6b. Marty Shufford, rb Arizona
7. Billy Cahill, s Washington
8a. Bob Peterson, g Utah
8b. Doug Winslow, wr Drake
(choice acquired from Washington)
9. Mike Fink, cb Missouri
10. Jeff Horsley, rb North Carolina Central
11. James Owens, rb Auburn

12. Paul Orndorff, te Tampa
13. Richard Watkins, dt Weber State
14. Paul Fersen, t Georgia
15. Mike Evenson, c North Dakota State
16. Howard Stevens, rb Louisville
17. Bobby Garner, te Winston-Salem

1974

1. Rick Middleton, lb Ohio State
(swapped #1 choices from Detroit)
2. Paul Seal, te Michigan
3. traded to Cincinnati
4a. traded to Minnesota
4b. Rod McNeil, rb USC
5a. traded to Cincinnati
5b. Joel Parker, wr Florida
(choice acquired from San Francisco)
5c. Terry Schmidt, cb Ball State
(choice acquired from Atlanta)
6. traded to Detroit
7. traded to Minnesota
8. Alvin Maxson, rb SMU
9. Phil LaPorta, t Penn State
10a. Frosty Anderson, wr Nebraska
(choice acquired from Houston)
10b. Tommy Thibodeaux, g Tulane
11. Kent Merritt, wr Virginia
12. James Buckmon, de Pittsburgh
13. Mike Truax, lb Tulane
14. Kent Marshall, s TCU
15. Larry Cipa, qb Michigan
16. Don Coleman, lb Michigan
17. Marvin Williams, wr Western Illinois

1975

- 1a. Larry Burton, wr Purdue
1b. Kurt Schumacher, g Ohio State
(choice acquired from Jets for Billy Newsome)
2. Lee Gross, c Auburn
3a. Andrew Jones, rb Washington State
(choice acquired from Minnesota)
3b. Elois Grooms, de Tennessee Tech
4a. traded to San Francisco
4b. John Starkebaum, s Nebraska
(choice acquired from Philadelphia)
4c. Charles Hall, de Tulane
(choice acquired from St. Louis)
5. traded to Chicago
6. Mike Lemon, lb Kansas
7. Steve Rogers, rb LSU
8. traded to St. Louis
9. Mike Strachan, rb Iowa State
10. Chuck Heater, rb Michigan
11. Danny Lee, p N.E. Louisiana
12. Ron Gustafson, wr North Dakota State
13. Jim Upchurch, rb Arizona
14. Randy Rhino, cb Georgia Tech
15. Grant Burget, rb Oklahoma
16. Mike McDonald, lb Catawba
17. Greg Westbrook, lb Colorado

1976

1. Chuck Muncie, rb California
2. Tony Galbreath, rb Missouri
3. Bob Simmons, t Texas
4. Tinker Owens, wr Oklahoma
5. Scott Parrish, t Utah State

6. Terry Stieve, g Wisconsin
7. Ed Bauer, g Notre Dame
8. Craig Cassidy, dt Ohio State
9. Warren Peiffer, dt Iowa
10. Junior Hardin, lb Eastern Kentucky
11. Greg Kokal, qb Kent State
12. Milton Butts, t North Carolina State
13. Kenny Downing, db Missouri
14. Rich Hucce, de Western Montana
15. Steve Seminoff, dt Wichita State
16. Gene Jones, t Bowling Green
17. Scott McDonald, dt West Virginia

1977

1. Joe Campbell, de Maryland
2. Mike Fultz, dt Nebraska
3. Robert Watts, lb Boston College
4. traded to Los Angeles for LB Ken Bordelon
5a. Dave Lafary, t Purdue
5b. Dave Hubbard, t Brigham Young
(choice acquired from Baltimore)
6a. Cliff Parsley, p Oklahoma State
6b. Tom Schick, g Maryland
(choice acquired from Los Angeles)
7. Greg Boykin, rb Northwestern
8. Jimmy Stewart, s Tulsa
9. Dave Knowles, t Indiana
10. Rafael Septien, k S.W. Louisiana
11. John Blain, t San Jose State
12. Oakley Dalton, dt Jackson State

1978

1. Wes Chandler, wr Florida
2. James Taylor, t Missouri
3. Barry Bennett, dt Concordia (Minn.)
4. Don Schwartz, s Washington State
5. Eric Felton, cb Texas Tech
6a. Mike Rieker, qb Lehigh
6b. Francis Chesley, lb Wyoming
7. traded to New York Jets for de Richard Neal
8. Brooks Williams, te North Carolina
9. Richard Carter, cb North Carolina State
10. traded to New York Giants for lb Pat Hughes
11a. Nathan Besant, dt Southern
11b. David Riley, rb West Virginia
(choice acquired from Seattle)
12. Larry Hardy, te Jackson State

1979

1. Russell Erxleben, k-p Texas
2. Reggie Mathis, lb Oklahoma
3. traded to Miami as compensation for signing DE Don Reese
4. Jim Kovach, lb Kentucky
5. Harlan Huckleby, rb Michigan
6. Ricky Ray, cb Norfolk State
7. Stan Sytsma, lb Minnesota
8. Doug Panfil, g Tulsa
9. traded to Kansas City for dt Keith Simons
10. traded to Oakland for LB Floyd Rice
11. David Hall, wr Missouri-Rolla
12. Kelsey Finch, rb Tennessee

1980

1. Stan Brock, t Colorado
2. David Wayner, cb Notre Dame
3. traded to Minnesota for T Steve Riley
4. Mike Jolly, db Michigan

5. traded to Minnesota for T Steve Riley
6. Lester Boyd, lb Kentucky
7. Mike Morucci, rb Bloomsburg State
8. Chuck Evans, lb Stanford
9. Frank Mordica, rb Vanderbilt
10. Tanya Webb, de Michigan State
11. George Woodard, rb Texas A&M
12. Kiser Lewis, lb Florida A&M

1981

1. George Rogers, rb South Carolina
1. Dave Wilson, qb Illinois
(Supplemental '82 draft choice)
2a. Russell Gary, db Nebraska
2b. Rickey Jackson, lb Pittsburgh
(choice acquired from San Diego)
3a. Frank Warren, de Auburn
3b. Hoby Brenner, te USC
(choice acquired from Minnesota)
4. traded to Miami for qb Guy Benjamin
5a. Louis Oubre, g Oklahoma
5b. Jerry Boyarsky, nt Pittsburgh
(choice acquired from Minnesota)
6a. Nat Hudson, g Georgia
6b. Johnnie Poe, cb Missouri
(choice acquired from Oakland)
6c. Glen Redd, lb Brigham Young
7. Kevin Williams, wr USC
8a. traded to New England for g Sam Adams
8b. Gene Gladys, lb Penn State
(choice acquired from Buffalo)
8c. Kevin Evans, db Arkansas
(choice acquired from San Diego)
9. Toussaint Tyler, rb Washington
10. Hokie Gajan, rb LSU
11. Lester Mickens, wr Kansas
12. Jim Wilks, dt San Diego State

1982

1. Lindsay Scott, wr Georgia
(choice acquired from San Diego)
2. Brad Edelman, c Missouri
3a. Rodney Lewis, cb Nebraska
3b. Eugene Goodlow, wr Kansas State
(choice acquired from Minnesota)
3c. Kenny Duckett, wr Wake Forest
(choice acquired from Washington)
3d. John Krimm, db Notre Dame
(choice acquired from San Diego)
4. Morten Andersen, k Michigan State
5. Tony Elliott, nt North Texas State
6. Marvin Lewis, rb Tulane
7. to Miami for qb Guy Benjamin
8. Chuck Slaughter, t South Carolina
9-12. traded to Washington

1983

1. traded to Green Bay for de Bruce Clark
2. Steve Korte, g Arkansas
3a. John Tice, te Maryland
3b. Cliff Austin, rb Clemson
(choice acquired from St. Louis)
4. traded to Buffalo
5. Gary Lewis, dt Oklahoma State
6. to Cincinnati for te Don Bass
7. to Kansas City for lb Whitney Paul
8. David Greenwood, db Wisconsin
9-12. traded to New England

1984

1. traded to New York Jets for qb Richard Todd
2. James Geathers, dt.....Wichita State
- 3a. Terry Hoage, db.....Georgia
(choice acquired from Buffalo)
- 3b. Tyrone Anthony, rb.....North Carolina
- 4a. to Denver for g Kelvin Clark
- 4b. Joel Hilgenberg, c.....Iowa
(choice acquired from New England)
5. Jitter Fields, kr.....Texas
6. Don Thorp, nt.....Illinois
7. traded to Raiders for past consideration
8. Clemon Terrell, rb.....Southern Mississippi
9. Brian Hansen, p.....Sioux Falls College
10. Paul David Gray, lb.....Western Kentucky
11. Michel Bourgeois, de.....Boise State
12. Byron Nelson, t.....Arizona

1984 USFL SUPPLEMENTAL DRAFT

1. Vaughn Johnson, lb.....North Carolina State
2. Mel Gray, rb.....Purdue
3. Steve Bearden, lb.....Vanderbilt

1985

1. traded to Houston for rb.....Earl Campbell
1. Alvin Toles, lb.....Tennessee
2. Daren Gilbert, t.....Cal State-Fullerton
3. Jack Del Rio, lb.....USC
4. Billy Allen, db.....Florida State
5. to Washington in George Rogers trade
6. to Atlanta for te Junior Miller
7. Eric Martin, wr.....LSU
8. Joe Kohlbrand, lb.....Miami
9. Earl Johnson, db.....South Carolina
10. to Washington in George Rogers trade
11. to Washington in George Rogers trade
12. Treg Songy, db.....Tulane

1986

1. Jim Dombrowski, t.....Virginia
2. Dalton Hilliard, rb.....LSU
- 3a. Rueben Mayes, rb.....Washington State
(choice acquired from Tampa Bay)
- 3b. Pat Swilling, lb.....Georgia Tech
- 3c. Barry Word, rb.....Virginia
(choice acquired from Indianapolis)
4. Kelvin Edwards, wr.....Liberty Baptist
5. Reggie Sutton, cb.....Miami
6. Robert Thompson, wr.....Youngstown State
7. Gill Fenerty, rb.....Holy Cross
8. Filipo Mokofisi, lb.....Utah
9. Merlon Jones, lb.....Florida A&M
10. Jonathan Dumbauld, de.....Kentucky
11. Patrick Swoopes, nt.....Mississippi State
12. Sebastian Brown, wr.....Bethune-Cookman

1987

1. Shawn Knight, de.....Brigham Young
2. Lonzell Hill, wr.....Washington
3. Michael Adams, cb.....Arkansas State
4. Steve Trapilo, g.....Boston College
5. Milton Mack, db.....Alcorn State
6. Thomas Hensley, wr.....Stanford
7. Gene Atkins, cb.....Florida A&M
8. Toi Cook, cb.....Stanford
9. Scott Leach, lb.....Ohio State

10. Robert Clark, wr.....North Carolina Central
11. Arthur Wells, te.....Grambling
12. Tyrone Sorrells, g.....Georgia Tech

1988

1. Craig Heyward, fb.....Pittsburgh
2. Brett Perriman, wr.....Miami
3. Tony Stephens, nt.....Clemson
4. Lydell Carr, fb.....Oklahoma
- 5a. Greg Scales, te.....Wake Forest
(from Kansas City for LB Jack Del Rio)
- 5b. Keith Taylor, db.....Illinois
6. Bob Sims, g.....Florida
7. Brian Forde, lb.....Washington St.
8. Glenn Derby, t.....Wisconsin
9. Clarence Nunn, cb.....San Diego St.
- 10a. Todd Santos, qb.....San Diego St.
(choice acquired from Denver)
- 10b. Vincent Fizer, lb.....Southern
11. Gary Couch, wr.....Minnesota
12. Paul Jurgensen, de.....Georgia Tech

1989

1. Wayne Martin, de.....Arkansas
2. Robert Massey, cb.....North Carolina Central
3. Kim Phillips, cb.....North Texas State
4. Michael Mayes, cb.....LSU
5. Kevin Haverdink, t.....Western Michigan
6. Floyd Turner, wr.....Northwestern La.
7. David Griggs, lb.....Virginia
8. Fred Hadley, wr.....Mississippi State
9. Jerry Leggett, lb.....Cal-State-Fullerton
10. Joe Henderson, rb.....Iowa State
11. Calvin Nicholson, cb.....Oregon State
12. Michael Cadore, wr.....Eastern Kentucky

1990

1. Renaldo Turnbull, de.....West Virginia
2. Vince Buck, cb.....Central State (Ohio)
3. Joel Smeenge, db.....Western Michigan
4. DeMond Winston, lb.....Vanderbilt
5. Charles Arbuckle, te.....UCLA
- 6a. Mick Buck, qb.....Maine
- 6b. James Williams, lb.....Mississippi St.
(choice acquired from Minn. thru Dallas and Raiders)
7. Scott Hough, g/t.....Maine
- 8a. Gerry Gdowski, qb.....Nebraska
(choice acquired from Raiders)
- 8b. Derrick Carr, de.....Bowling Green
- 9a. Broderick Graves, rb.....Winston-Salem State
(choice acquired from Raiders)
- 9b. Lonnie Brockman, lb.....West Virginia
- 10a. Gary Cooper, wr.....Clemson
(choice acquired from Raiders)
- 10b. Ernest Spears, s.....USC
- 11a. Webbie Burnett, nt.....Western Kentucky
(choice acquired from Raiders)
- 11b. to Philadelphia for rb Bobby Morse
12. Chris Port, t.....Duke

SAINTS ALUMNI ROSTER

COACHES

Amadee, Lynn	LSU	1973
Barnes, Billy Ray	Wake Forest	1969-70, 1975
Beake, John	Trenton St.	1976-77
Beard, Ed	Tennessee	1978-80
Biles, Ed	Miami (Ohio)	1969-70
Buchanan, Buck	Grambling	1976-77
Campbell, Whitey	Miami	1978-80
Champion, Jim	Mississippi St.	1971-72
Cummings, Bob	Vanderbilt	1973-75
Ecklund, George	Notre Dame	1967-70
Ecklund, Brad	Oregon	1968-70
Eikenbeck, Jim	San Diego St.	1986
Everest, Andy	Texas-El Paso	1981-85
Faulkner, Jack	Miami (Ohio)	1967-69
Fears, Tom	UCLA	1967-70
Franklin, Chet	Utah	1978-79
Garrett, Jim	Utah State	1976-77
Glick, Fred	Colorado St.	1980
Halley, Mark	Oklahoma St.	1985
Helffer, Ernie	Duquesne	1975
Heinrich, Don	Washington	1969-70
Hewley, Wimp	Wyoming	1974-75
Hill, Bob	Jackson State	1978-79
Hill, King	Rice	1981-85
Hughes, Ed	Tulsa	1978-80
Khayat, Ed	Tulane	1967-70
Kottle, Rich	Wagner	1977
Ledbetter, Bob	Mississippi Industrial	1974-75
Levra, John	Pittsburg (Kan.)	1981-85
McHain, Lamar	Arkansas	1974-75, 1978-84
Matuszak, Marv	Tulsa	1971-73
Mauck, Carl	Southern Illinois	1982-85
Nicolaou, Nick	Southern Connecticut	1980
Nolan, Dick	Maryland	1977-80
North, John	Vanderbilt	1973-75
Phillips, Jim (Red)	Auburn	1973-75
Phillips, O.A. (Bum)	S.F. Austin	1981-85
Phillips, Wade	Houston	1981-85
Pratt, Tom	Miami	1978-80
Riecke, Lou	LSU	1980
Richardson, Harold	SMU	1981-85
Roberts, J.D.	Oklahoma	1967-68, 1971-73
Roy, Alvin	LSU	1976-77
Royer, Jim	Navy	1970-72
Rutigliano, Sam	Tulsa	1976-77
Shaw, Bob	Ohio State	1967-68
Ship, Ken	Middle Tennessee St.	1971-72
Shively, Doug	Kentucky	1974-76
Smith, Jerry	Wisconsin	1969-70
Spencer, Joe	Oklahoma St.	1981-85
Stanfel, Dick	San Francisco	1976-80
Stram, Hank	Purdue	1976-77
Tate, Charlie	Florida	1971
Van Zandt, Lance	Lamar	1981-84
White, Dixie	Texas Tech	1973
Whitehead, Bud	Florida St.	1971-75
Wiggin, Paul	Stanford	1978-79
Wood, Dick	Auburn	1976-77
Young, John Paul	Texas-El Paso	1981-85
Yowarsky, Walt	Kentucky	1967-68
Zapalac, Willie	Texas A&M	1981-85

PLAYERS

A	
Abramowicz, Dan (WR)	Xavier (Ohio) 1967-73
Absher, Dick (LB)	Maryland 1969-71
Adams, Michael (DB)	Arkansas St. 1987-88
Adams, Sam (G)	Prairie View 1981
Adkins, Margene (WR)	Henderson J.C. 1972
Alexander, Vincent (FB)	Southern Miss. 1987
Anderson, Dick (T)	Ohio St. 1967
Anderson, Gary (G)	Stanford 1978
Andrus, Sheldon (NT)	Nicholls State 1986-87
Anthony, Tyrone (RB)	North Carolina 1984-85
Askson, Bert (TE)	Texas Southern 1973
Athas, Pete (S)	Tennessee 1976
Atkins, Doug (DE)	Tennessee 1967-69
Austin, Cliff (RB)	Clemson 1983
B	
Baker, Melvin (WR)	Michigan 1975
Baker, Tony (RB)	Iowa St. 1968-71
Banks, Gordon (WR)	Stanford 1980-81
Barnhardt, Tommy (P)	North Carolina 1987
Barnwell, Malcolm (WR)	Virginia Union 1985
Barrington, Tom (RB)	Ohio St. 1967-70
Bass, Don (TE)	Houston 1982
Baumgartner, Steve (DE)	Purdue 1973-76
Beasley, John (TE)	California 1973-74
Bell, Carlos (TE)	Houston 1971
Benjamin, Guy (QB)	Stanford 1980
Bennett, Barry (DE)	Concordia (Minn.) 1978-81
Bennett, Monte (DT)	Kansas State 1981
Beverly, Dwight (RB)	Purdue 1987-88
Blanchard, Tom (P)	Illinois 1987
Board, Dwayne (DE)	North Carolina A&T 1974-78
Boeke, Jim (T)	Heidelberg 1968
Bordelon, Ken (LB)	LSU 1975-83
Bosarge, Wade (DB)	Tulsa 1977
Boyarsky, Jerry (NT)	Pittsburgh 1981
Boyd, Greg (S)	Arizona 1974
Boykin, Greg (RB)	Northwestern 1977
Brannon, Robert (DE)	Arkansas 1987
Brewer, Johnny (LB)	Mississippi 1968-70
Brown, Bob (TE)	Alcorn A&M 1972-73
Brown, Charlie (RB)	Missouri 1967-68
Brown, Ray (SS)	West Texas St. 1978-80
Burchfield, Don (TE)	Ball St. 1971
Burke, Vern (TE)	Oregon St. 1967
Burkett, Jackie (LB)	Auburn 1967-70
Burns, Ed (QB)	Nebraska 1978-80
Burris, Bo (S)	Houston 1967-69
Burrough, Ken (WR)	Texas Southern 1970
Burton, Larry (WR)	Purdue 1975-77
Butler, Bill (RB)	Kansas State 1972-74
Butler, Skip (K)	Texas-Arlington 1971
C	
Carr, Tom (DE)	Morgan St. 1968
Campbell, Earl (RB)	Texas 1984-85
Campbell, Joe (DE)	Maryland 1977-80
Campan, James (C/G)	Tulane 1987-88
Capone, Warren (LB)	LSU 1976
Carter, David (C)	Western Kentucky 1984-85
Cassady, Craig (DB)	Ohio St. 1976-77
Caster, Rich (TE)	Jackson St. 1981
Chambers, Rusty (LB)	Tulane 1976
Chandler, Wes (WR)	Florida 1978-81
Chapman, Clarence (CB)	Eastern Mich. 1976-80
Chapman, Gil (WR)	Michigan 1975
Childs, Henry (TE)	Kansas 1974-80
Cipa, Larry (QB)	Michigan 1974-75
Clark, Bruce (DE)	Penn State 1982-88
Clark, Kelvin (G)	Nebraska 1982-85

Clark, Robert (WR) — N.C. Central 1987-88
 Cody, Bill (LB) — Auburn 1967-70
 Cofer, Mike (K) — North Carolina State 1987
 Colchico, Dan (DE) — San Jose St. 1969
 Coleman, Don (LB) — Michigan 1974-75
 Collins, Larry (RB) — Texas A&I 1980
 Colman, Wayne (LB) — Temple 1969-75
 Commiskey, Chuck (G) — Mississippi 1986-88
 Contz, Bill (T) — Penn State 1986-88
 Coombs, Larry (C) — Idaho 1980
 Cordileone, Lou (DT) — Clemson 1967-68
 Cordill, Ollie (P) — Memphis St. 1969
 Cortez, Bruce (CB) — Parsons 1967
 Crangle, Mike (DE) — Tennessee-Martin 1972
 Creech, Bob (LB) — TCU 1973
 Crist, Chuck (S) — Penn St. 1975-77
 Croom, Sylvester (C) — Alabama 1975
 Crosby, Ron (LB) — Penn St. 1978
 Cunningham, Carl (LB) — Houston 1971
 Cuozzo, Gary (QB) — Virginia 1967

D

Dalton, Oakley (DT) — Jackson St. 1977
 Davis, Bob (QB) — Virginia 1973
 Davis, Dave (WR) — Tennessee St. 1974
 Davis, Dick (RB) — Nebraska 1970
 Davis, Norman (G) — Grambling 1969
 Davis, Ted (LB) — Georgia Tech 1967-69
 Dawsey, Stacey (WR) — Indiana 1987
 DeForest, Joe (LB) — Southwestern La. 1987
 DeGrenier, Jack (RB) — Texas-Arlington 1974
 Del Rio, Jack (LB) — USC 1985-86
 Dempsey, Tom (K) — Palomar J.C. 1969-70
 Didion, John (LB-C) — Oregon St. 1971-74
 Dobler, Conrad (G) — Wyoming 1978-79
 Dodd, Al (WR) — N.W. Louisiana 1969-71
 Donovan, Tom (WR) — Penn State 1980
 Dorris, Andy (DE) — New Mexico St. 1973-76
 Douglas, John (CB) — Texas Southern 1967-68
 Douglass, Bobby (QB) — Kansas 1976-77
 Duckett, Kenny (WR) — Wake Forest 1983-84
 Dumbauld, Jonathan (DE) — Kentucky 1986-88
 Dunbar, Jubilee (WR) — Oklahoma 1973
 Durkee, Charlie (K) — Okla. St. 1967-68, 1971-72
 Dusenberry, Bill (RB) — J.C. Smith 1970

E

Edwards, Kelvin (WR) — Liberty Baptist 1986
 Elliott, Ted (NT) — Mankato State 1987
 Elliott, Tony (NT) — North Texas St. 1982-88
 Emanuel, Frank (LB) — Tennessee 1970
 Enlebin, Russell (K-P) — Texas 1979-83
 Estes, Lawrence (DE) — Alcorn A&M 1970-71
 Evans, Chuck (LB) — Stanford 1980-81

F

Fagan, Julian (P) — Mississippi 1970-72
 Farasopoulos, Chris (S) — Brigham Young 1974
 Farber, Hap (LB) — Mississippi 1970
 Federspiel Joe (LB) — Kentucky 1972-80
 Feller, Happy (K) — Texas 1972-73
 Felton, Eric (CB) — Texas Tech 1978-80
 Ferson, Paul (T) — Georgia 1973-74
 Ferguson, Jim (LB) — USC 1968
 Fichtner, Ross (S) — Purdue 1968
 Fields, Jitter (PR) — Texas 1984
 Fifer, Bill (CB) — West Texas St. 1971
 Fink, Mike (CB) — Missouri 1973
 Finnie, Roger (T) — Florida A&M 1978
 Ford, James (RB) — Texas Southern 1971-72
 Fourcade, Keith (LB) — Mississippi 1987
 Fowler, Bobby (FB) — Louisiana Tech 1984-85
 Fraser, Jim (P) — Wisconsin 1968
 Frazier, Paul (RB) — Northwestern La. 1989
 Fritsch, Toni (K) — None 1982
 Fuller, Johnny (S) — Lamar 1973-75
 Fultz, Mike (DT) — Nebraska 1977-80

G

Gajan, Hokie (FB) — LSU 1981-87
 Galbreath, Tony (RB) — Missouri 1976-80
 Garrett, Len (TE) — New Mexico Highlands 1973-75
 Garcia, Jim (DE) — Purdue 1967
 Gary, Russell (SS) — Nebraska 1981-86
 Geathers, James (DE) — Wichita St. 1984-89
 Gibbs, Donnie (P) — TCU 1974
 Gibson, Antonio (SS) — Cincinnati 1986-89
 Gilbert, Daren (T) — Cal State-Fullerton 1985-88
 Gilliam, John (WR) — S. Carolina St. 1967-68, 1977
 Goich, Dan (DT) — California 1971
 Goodlow, Eugene (WR) — Kansas State 1984-86
 Gottschalk, Darren (TE) — Cal Lutheran 1987
 Granger, Hoyte (RB) — Mississippi St. 1971
 Gray, David (DB) — East Los Angeles JC 1979
 Gray, Kevin (DB) — Eastern Illinois 1982
 Gray, Leon (T) — Jackson St. 1982-83
 Gray, Mel (RB) — Purdue 1986-88
 Green Arthur (RB) — Albany St. 1972
 Green, Sammy (LB) — Florida 1980
 Gregory, Ted (NT) — Syracuse 1988
 Gresham, Bob (RB) — West Virginia 1971-72
 Grooms, Elio (DE) — Tennessee Tech 1975-81
 Gros, Earl (RB) — LSU 1970
 Gross, Lee (C) — Auburn 1975-77
 Groth, Jeff (WR) — Bowling Green 1981-85
 Gwinn, Ross (G) — N.W. Louisiana 1968

H

Hall, Tom (WR) — Minnesota 1967
 Hall, Willie (LB) — USC 1972-73
 Hamilton, Andy (WR) — LSU 1975
 Hansen, Brain (P) — Sioux Falls 1984-88
 Harding, Greg (DB) — Nicholls St. 1984
 Hardy, Larry (TE) — Jackson St. 1978-85
 Hargett, Edg (QB) — Texas A&M 1969-72
 Harris, Bill (RB) — Colorado 1971
 Harris, Herbert (WR) — Lamar 1986-87
 Harris, Ike (WR) — Iowa St. 1978-81
 Harris, Rod (WR) — Texas A&M 1989
 Harrison, Victor (WR) — North Carolina 1987
 Hart, Ben (S) — Oklahoma 1967
 Hart, Jeff (DT) — Oregon St. 1976
 Hart, Tommy (DE) — Morris Brown 1979-80
 Harvey, George (G) — Kansas 1967
 Havriliak, Sam (WR) — Bucknell 1974
 Hayes, Billie (CB) — San Diego St. 1972
 Haynes, James (LB) — Mississippi Valley 1985-89
 Hazelton, Major (DB) — Florida A&M 1970
 Heidel, Jimmy (S) — Mississippi 1967
 Herrmann, Don (WR) — Waynesburg St. 1975-77
 Hester, Jim (TE) — North Dakota 1967-69
 Hester, Ray (LB) — Tulane 1971-72
 Hill, John (C) — Lehigh 1975-84
 Hines, Glen Ray (T) — Arkansas 1971-72
 Hoage, Terry (DB) — Georgia 1984-85
 Hodge, Milford (DE) — Washington St. 1966
 Holden, Sam (T) — Grambling 1971
 Hollas, Hugo (S) — Rice 1970-72
 Holloway, Stan (LB) — California 1980
 Holmes, Jack (RB) — Texas Southern 1978-82
 Housman, Walter (T/G) — Upsala 1987
 Howard, Gene (CB) — Langston 1968-70
 Howell, Delle (CB) — Grambling 1970-72
 Huard, John (LB) — Maine 1971
 Hubbard, Dave (T) — Brigham Young 1971
 Hudson, Nat (G) — Georgia 1981
 Hughes, Pat (LB) — Boston U. 1977-79
 Hunt, Kevin (T) — Doane 1978
 Hurley, Bill (DB) — Syracuse 1982-83
 Hyatt, Fred (WR) — Auburn 1973

I

Ingram, Kevin (QB) — East Carolina 1987

J

Jackson, Ernie (CB) — Duke 1972-77
 Jacobs, Harry (LB) — Bradley 1970
 Jakes, Van (CB) — Kent St. 1986-88
 James, Philip (C) — Southern 1987
 Jean Baptiste, Garland (FB) — LSU 1987
 Johnson, Bennie (CB) — J.C. Smith 1976
 Johnson, Bobby (DB) — Texas 1983-84, 1986
 Johnson, Carl (G) — Nebraska 1972-73
 Johnson, Earl (CB) — South Carolina 1985
 Johnson, Nate (RB) — Texas Southern 1987
 Johnson, Undra (RB) — West Virginia 1989
 Johnson, Walter (LB) — Louisiana Tech 1989
 Jones, Andrew (RB) — Washington St. 1975
 Jones, Jerry (T) — Bowling Green 1967-69
 Jones, Kim (FB) — Colorado St. 1977-79
 Jones, Mike (WR) — Tennessee St. 1986-87, 1989
 Jordan, Jimmy (RB) — Florida 1967
 Jurich, Tom (K) — Northern Arizona 1978

K

Kaplan, Ken (T) — New Hampshire 1987
 Kearney, Jim (S) — Prairie View 1976
 Kelley, Les (RB) — Alabama 1967-69
 Kelly, Mike (TE) — Davidson 1973
 Kempf, Florian (K) — Pennsylvania 1987
 Kilmer, Billy (QB) — UCLA 1970
 Kimbrough, Elbert (S) — Northwestern 1968
 Kingree, Rick (LB) — Tulane 1973-77
 Knafeic, Greg (DE) — Notre Dame 1983
 Knight, Shawn (DE) — Brigham Young 1987
 Knowles, David (T) — Indiana 1977
 Kohlbrand, Joe (LB) — Miami (Fla.) 1985-89
 Kopay, Dave (LB) — Washington 1971
 Kovach, Jim (LB) — Kentucky 1979-85
 Kramer, Kent (TE) — Minnesota 1967
 Krimm, John (S) — Notre Dame 1982-83
 Kupp, Jake (G) — Washington 1967-75
 Kuziel, Bob (C) — Pittsburgh 1972

L

Lafay, Dave (T) — Purdue 1977-85
 LaGrada, Morris (RB) — Tampa 1975
 LaPorte, Phil (T) — Penn State 1974-75
 Laufenberg, Babe (QB) — Indiana 1986
 Lawson, Odell (RB) — Langston 1973-74
 Leach, Scott (LB) — Ohio State 1987
 Leach, William (G/T) — North Carolina State 1987
 Lee, Bivian (CB) — Prairie View 1971-75
 Leggett, Earl (DT) — LSU 1967-68
 Lemon, Mike (LB) — Kansas 1975
 Lewis, Gary (RB) — Arizona St. 1970
 Lewis, Gary (NT) — Oklahoma St. 1983
 Lewis, Marvin (RB) — Tulane 1982
 Lewis, Reggie (DE) — San Diego St. 1983-84
 Lewis, Rodney (CB) — Nebraska 1982-84
 Leybold, John (K) — None 1978
 Lindner, Errol (T) — Houston 1969-70
 Linhart, Toni (K) — Austria Tech 1972
 Livingston, Andy (RB) — Phoenix JC 1969-70
 Loberg, Greg (GT) — California 1987
 Logan, Obert (S) — Trinity 1967
 Long, Dave (DE) — Iowa 1969-72
 Looney, Joe Don (RB) — Oklahoma 1969
 Lorick, Tony (RB) — Arizona St. 1968-69
 Lyons, Dicky (S) — Kentucky 1970

Mc

McCall, Don (RB) — USC 1967-68, 1970
 McClard, Bill (K) — Arkansas 1973-75
 McCormick, Dave (T) — LSU 1967-68
 McCoy, Larry (LB) — Lamar 1987
 McCullough, Earl (WR) — USC 1974
 McGill, Ralph (S) — Tulsa 1978-79
 McLemore, Dana (DB) — Hawaii 1986
 McNeill, Tom (P) — Stephen F. Austin 1967-69
 McNeill, Rod (RB) — USC 1974-75
 McQuay, Leon (RB) — Tampa 1976

M

Manning, Archie (QB) — Mississippi 1971-75, 1977-82
 Marchiol, Ken (LB) — Mesa (Colo.) 1987
 Marrone, Doug (G) — Syracuse 1989
 Marsalis, Jim (S) — Tennessee St. 1977
 Marshall, James (DB) — Jackson St. 1980
 Martin, Chris (LB) — Auburn 1983
 Martin, D'artagnan (CB) — Kentucky 1971-72
 Martin, Rich (WR) — Cal-Davis 1981
 Maurer, Andy (G) — Oregon 1985
 Mauti, Rich (WR) — Penn State 1977-83
 Mathis, Reggie (LB) — Oklahoma 1979-80
 Maxson, Alvin (RB) — SMU 1974-76
 Mayes, Michael (CB) — LSU 1989
 Merkins, Guido (QB/WR/DB) — Sam Houston 1980-85
 Merlo, Jim (LB) — Stanford 1973-79
 Merrill, Casey (DT) — Cal-Davis 1986
 Meseroll, Mark (T) — Florida St. 1978
 Middleton, Rick (LB) — Ohio St. 1974-76
 Mike-Mayer, Steve (K) — Maryland 1978
 Miller, Junior (TE) — Nebraska 1984
 Miller, Mike (WR) — Tennessee 1985
 Minor, Lincoln (RB) — New Mexico St. 1973
 Montgomery, Marv (T) — USC 1976-77
 Mooers, Doug (DE) — Whittier 1971-72
 Moore, Derland (NT) — Oklahoma 1973-85
 Moore, Jerry (S) — Arizona 1973-74
 Moore, Reynaud (CB) — UCLA 1971
 Mooring, John (T) — Tampa 1974
 Morgan, Mike (LB) — LSU 1969-70
 Morris, Chris (T) — Indiana 1975
 Morrison, Don (T) — Texas-Arlington 1971-77
 Muncie, Chuck (RB) — California 1976-80
 Myers, Tommy (S) — Syracuse 1972-81

N

Nairne, Rob (LB) — Oregon 1981-83
 Neal, Richard (DE) — Southern 1969-72, 1978
 Nevett, Elijah (CB) — Clark 1967-70
 Newland, Bob (WR) — Oregon 1971-74
 Newsome, Billy (DE) — Grambling 1973-77
 Ninowski, Jim (QB) — Michigan St. 1969
 Nyval, Vic (RB) — N.W. Louisiana 1970

O

Ogden, Ray (WR) — Alabama 1967
 O'Neal, Ken (TE) — Oklahoma State 1987
 O'Neal, Steve (P) — Texas A&M 1973
 Otis, Jim (RB) — Ohio St. 1970
 Oubre, Louis (G) — Oklahoma 1982-84
 Owens, Artie (WR) — West Virginia 1980
 Owens, Joe (DE) — Alcorn A&M 1971-75
 Owens, Tinker (WR) — Oklahoma 1976, 1978-80

P

Palmer, Dick (LB) — Kentucky 1973
 Parker, Joe (WR) — Florida 1974-77
 Parker, Steve (DE) — Idaho 1980
 Parks, Dave (TE) — Texas Tech 1968-72
 Partridge, Rick (P) — Utah 1979-80
 Pattison, Mark (WR) — Washington 1987-88
 Paul, Whitney (LB) — Colorado 1982-85
 Pellier, Scott (LB) — Washington St. 1985
 Perot, Petey (G) — N.W. Louisiana 1981-85, 87
 Perry, Vernon (S) — Jackson St. 1983
 Phillips, Jess (RB) — Michigan St. 1973-74
 Pietrzak, Jim (C) — Eastern Michigan 1979-84
 Pitts, Elijah (RB) — Philander Smith 1970
 Poage, Ray (TE) — Texas 1967-70
 Poe, Johnnie (CB) — Missouri 1981-87
 Pollard, Bob (DE) — Weber St. 1971-77
 Preece, Steve (DB) — Oregon St. 1969
 Price, Elex (DT) — Alcorn St. 1973-80
 Profit, Joe (RB) — Northeast Louisiana 1973
 Prudhomme, Remi (G-C) — LSU 1971

SAINTS LEADERS BY YEARS

R	
Rackley, David (DB) — Texas Southern	1985
Ramsey, Nate (S) — Indiana	1973
Ramsey, Steve (QB) — North Texas St.	1970
Rasley, Rocky (G) — Oregon St.	1974
Ray, Ricky (CB) — Norfolk St.	1979-80
Reaves, Ken (CB) — Norfolk St.	1974
Rebowe, Rusty (LB) — Nicholls St.	1978
Redd, Glen (LB) — Brigham Young	1981-86
Reese, Don (DE) — Jackson St.	1978-80
Rengel, Mike (DT) — Hawaii	1969
Ricardo, Benny (K) — San Diego St.	1980-81
Rice, Floyd (LB) — Alcorn St.	1978
Richey, Mike (T) — North Carolina	1970
Riley, Preston (WR) — Memphis St.	1973
Riordan, Tim (QB) — Temple	1987
Rissmiller, Ray (T) — Georgia	1967
Roaches, Carl (KR) — Texas A&M	1985
Roberts, Walt (WR) — San Jose St.	1967
Robinson, Craig (T) — Houston	1972-73
Robinson, Virgil (RB) — Grambling	1971
Rodenberger, Jeff (FB) — Maryland	1987
Roe, Bill (LB) — Colorado	1987
Rogers, George (HB) — South Carolina	1981-84
Rogers, Jimmy (RB) — Oklahoma	1979-84
Rogers, Steve (RB) — LSU	1975
Rose, George (CB) — Auburn	1967
Rourke, Jim (T) — Boston College	1985
Roussel, Tom (LB) — Southern Mississippi	1971-72
Rowe, Dave (DT) — Penn State	1967-70
Ryczek, Paul (C) — Virginia	1981
S	
Saindon, Pat (G) — Vanderbilt	1986
Sandeman, Bill (T) — Pacific	1967
Saul, Bill (LB) — Penn State	1969
Scarpatti, Joe (DB) — North Carolina St.	1970
Schmidt, Roy (G) — Long Beach St.	1967-68
Schmidt, Terry (CB) — Ball St.	1974-75
Schreiber, Adam (G) — Texas	1985
Schultz, Randy (RB) — St. Coll. of Iowa	1967-68
Schumacher, Kurt (G) — Ohio St.	1975-77
Schwartz, Don (SS) — Washington St.	1978-80
Schweda, Brian (DE) — Kansas	1967-68
Scott, Bobby (QB) — Tennessee	1973-82
Scott, Lindsay (WR) — Georgia	1982-85
Scott, Malcolm (TE) — LSU	1987
Seal, Paul (TE) — Michigan	1974-76
Shaw, Bob (WR) — Winston-Salem St.	1970
Shepard, Derrick (WR) — Oklahoma	1989
Shinners, John (G) — Xavier (Ohio)	1969-70
Shy, Don (RB) — San Diego St.	1969
Simmons, Dave (LB) — Georgia Tech	1967
Simmons, Jerry (WR) — Bethune-Cookman	1967
Simonini, Ed (LB) — Texas A&M	1982
Slaughter, Chuck (T) — South Carolina	1982
Smith, Royce (G) — Georgia	1972-73
South, Ronnie (CB) — Arkansas	1968
Spencer, Maurice (CB) — North Carolina	1974-78
Spivey, Mike (CB) — Colorado	1980-81
Stabler, Ken (QB) — Alabama	1982-84
Stauch, Scott (RB) — UCLA	1981
Stemrick, Greg (CB) — Colorado St.	1983
Stevens, Howard (RB) — Louisville	1973-74
Stewart, Jimmy (SS) — Tulsa	1977
Stickles, Monty (TE) — Notre Dame	1968
Steive, Terry (G) — Wisconsin	1976-77
Stincin, Tom (LB) — Michigan	1972
Stonebreaker, Steve (LB) — Detroit	1967-68
Strachan, Mike (RB) — Iowa St.	1975-80
Strand, Eli (G) — Iowa St.	1967
Strong, Jim (RB) — Houston	1971-72
Sturm, Jerry (T-C) — Illinois	1967-70
Sturt, Fred (G) — Bowling Green	1978-81
Sutherland, Doug (G) — Wisconsin St.	1970
Sutton, John (CB) — New Mexico	1987
Sutton, Reggie (CB) — Miami (Fla.)	1987-88
Sweetan, Karl (DB) — Wake Forest	1968
Swinney, Clovis (DT) — Arkansas St.	1970
Swoopes, Pat (NT) — Mississippi St.	1987, 89
Szaro, Rich (K) — Harvard	1975-78
T	
Talbert, Don (T) — Texas	1969-70
Taylor, Derrick (FS) — North Carolina State	1987
Taylor, James (T) — Missouri	1978-81
Taylor, Jim (RB) — LSU	1967
Taylor, Mike (T) — USC	1969-70
Thaxton, James (TE) — Tennessee St.	1976-77
Thomas, Charlie (KR) — Tennessee St.	1975
Thomas, Curtland (WR) — Missouri	1987
Thomas, Henry (G) — Southwest Texas State	1987
Thomas, Joe (WR) — Mississippi Valley	1987
Thomas, Speedy (WR) — Utah	1973-74
Thompson, Aundra (WR) — East Texas St.	1981-82
Thompson, Bobby (S) — Arizona	1969
Thompson, Dave (T) — Clemson	1974-75
Thorp, Don (NT) — Illinois	1984
Thurman, Junior (DB) — USC	1987
Tilleman, Mike (DT) — Montana	1967-70
Todd, Richard (QB) — Alabama	1984-85
Toussaint, Darrell (DB) — Northwestern La.	1987
Townes, Willie (DE) — Tulsa	1970
Tullis, Willie (CB) — Troy St. (AL)	1985-86
Tyler, Toussaint (RB) — Washington	1981-82
V	
Vanderbundt, Skip (LB) — Oregon St.	1978
Vandersea, Phil (LB) — Massachusetts	1967
Van Wagner, Jim (FB) — Michigan Tech	1978
W	
Walker, Dwight (WR) — Nicholls St.	1987
Walker, Jeff (G) — Memphis St.	1989-89
Walker, Mike (DE) — Tulane	1971
Ward, Carl (S) — Michigan	1969
Ward, Chris (T) — Ohio St.	1984
Warren, Frank (DE) — Auburn	1981-89
Washington, Dave (LB) Alcorn St.	1980
Waters, Mike (TE) San Diego State	1987
Watson, John (T) — Oklahoma	1977-79
Watson, Mike (T) — Miami (O.)	1977
Wattlet, Frank (FS) — Kansas State	1981-87
Waymer, Dave (DB) — Notre Dame	1980-89
Weatherspoon, Cephus (WR) — Fl. Lewis Col.	1972
Weissenhofer, Ron (LB) — Notre Dame	1987
Weich, Claxton (RB) — Oregon	1970
Wendryhoski, Joe (C) — Illinois	1967-68
Westbrooks, Greg (LB) — Colorado	1975-77
Wheelwright, Ernie (RB) — So. Illinois	1967-70
Whitaker, Creston (WR) — North Texas St.	1972
Whitsell, Dave (S) — Indiana	1967-69
Whittingham, Fred (LB) — Cal Poly-SLO	1967-68
Wickert, Tom (G) — Washington St.	1975-76
Wicks, Bob (WR) — Utah St.	1974
Williams, Brooks (TE) — North Carolina	1978-81
Williams, Del (G) — Florida St.	1967-73
Williams, Joe (RB) — Wyoming	1972
Williams, John (FB) — Wisconsin	1986
Williams, Ralph (G) — Southern	1985-86
Williams, Richard (WR) — Abilene Christian	1974
Willis, Len (WR) — Ohio St.	1977
Wilson, Tim (FB) — Maryland	1983-84
Wilson, Wayne (FB) — Shepherd	1979-86
Winans, Jeff (DT) — USC	1970
Winslow, Doug (WR) — Drake	1973
Winslow, George (P) — Villanova	1989
Winston, Dennis (LB) — Arkansas	1982-85
Winther, Wimpy (C) — Mississippi	1972
Woerner, Scott (DB) — Georgia	1987
Wood, Gary (QB) — Cornell	1967
Woods, Robert (T) — Tennessee St.	1977-80
Woodson, Marv (S) — Indiana	1969
Word, Barry (RB) — Virginia	1987-88
Wyatt, Doug (S) — Tulsa	1970-72
Y	
Yepremian, Garo (K) — None	1979
Young, Kevin (DE) — Utah State	1987
Young, Tyrone (WR) — Florida	1983-85
Youngblood, George (S) — Los Angeles St.	1967-68
Z	
Zanders, Emanuel (G) — Jackson St.	1974-80

RUSHING

	Att.	Yds.	Avg.	Long	TD
1967 — Jim Taylor	130	390	3.0	16	2
1968 — Don McCall	155	637	4.1	48	4
1969 — Andy Livingston	181	761	4.2	18	5
1970 — Tony Baker	82	337	4.1	27	5
1971 — Jim Strong	95	404	4.3	39	3
1972 — Bob Gresham	120	381	3.2	23	3
1973 — Jess Phillips	198	663	3.3	20	0
1974 — Alvin Maxson	165	714	4.3	661	2
1975 — Mike Strachan	161	668	4.1	21	2
1976 — Chuck Muncie	148	652	4.4	51	2
1977 — Chuck Muncie	201	811	4.0	36	6
1978 — Tony Galbreath	186	635	3.4	20	5
1979 — Chuck Muncie	238	1198	5.0	691	11
1980 — Jimmy Rogers	80	366	4.6	24	1
1981 — George Rogers	378	1674	4.4	791	13
1982 — George Rogers	122	535	4.4	38	3
1983 — George Rogers	256	1144	4.5	761	5
1984 — George Rogers	239	914	3.8	28	2
1985 — Wayne Wilson	168	645	3.8	411	1
1986 — Rueben Mayes	286	1353	4.7	50	8
1987 — Rueben Mayes	243	917	3.8	38	5
1988 — Dalton Hilliard	204	823	4.0	36	5
1989 — Dalton Hilliard	344	1262	3.7	40	13

LONGEST RUNS

1967 — Don McCall, 48t at Washington 12-17
1968 — Con McCall, 48 vs. Washington 9-22
1969 — Tony Baker, 54 at St. Louis 11-2
1970 — Tony Baker, 27 at St. Louis 10-11
1971 — Jim Strong, 39 at San Francisco 11-14
1972 — Bill Butler, 27 at Atlanta 11-12
1973 — Archie Manning, 23 at Los Angeles 11-11
1974 — Alvin Maxson, 66t vs. St. Louis 12-8
1975 — Steve Rogers, 22 vs. Chicago 12-21
1976 — Tony Galbreath, 74t at Kansas City 9-26
1977 — Chuck Muncie, 36 vs. Los Angeles 10-30
1978 — Chuck Muncie, 28 at Atlanta 11-26
1979 — Chuck Muncie, 69t vs. Atlanta 9-2
1980 — Tony Galbreath, 26 at Los Angeles 9-2
1981 — George Rogers, 79t at Cleveland 10-18
1982 — George Rogers, 38 at San Francisco 11-28
1983 — George Rogers, 76t vs. St. Louis 9-4
1984 — Hokie Gajan, 62t at Dallas 10-21
1985 — Earl Campbell, 45 at Atlanta 12-22
1986 — Rueben Mayes, 50 vs. New England 11-30
1987 — Rueben Mayes, 38 vs. San Francisco 10-25
1988 — Craig Heyward, 73t vs. Raiders 10-23
1989 — Dalton Hilliard, 40 vs. Rams 11-26

PASSING

	Att.	Comp.	Yards	Pct.	Long	Int	TD
1967 — Gary Cuozzo	260	134	1562	.515	49	12	7
1968 — Billy Kilmer	315	167	2060	.530	51	17	15
1969 — Billy Kilmer	360	193	2532	.536	52	17	20
1970 — Billy Kilmer	237	135	1557	.569	46	17	6
1971 — Edd Hargett	210	96	1191	.457	49	5	6
1972 — Archie Manning	448	230	2781	.513	66t	21	18
1973 — Archie Manning	267	140	1642	.524	65t	12	10
1974 — Archie Manning	261	134	1429	.513	79t	16	6

1975 — Archie Manning	338	159	1685	.470	71t	17	7
1976 — Bobby Douglass	212	103	1288	.486	74	8	4
1977 — Archie Manning	205	113	1284	.551	59t	9	8
1978 — Archie Manning	471	291	3416	.618	71t	16	17
1979 — Archie Manning	420	252	3169	.600	85	20	15
1980 — Archie Manning	509	309	3716	.607	56	20	23
1981 — Archie Manning	232	134	1447	.578	55	11	5
1982 — Ken Stabler	189	117	1343	.619	48	10	6
1983 — Ken Stabler	311	176	1988	.566	48	18	9
1984 — Richard Todd	312	161	2178	.516	74	19	11
1985 — Dave Wilson	293	145	1843	.495	50	15	11
1986 — Dave Wilson	342	189	2353	.553	63t	12	7
1987 — Bobby Hebert	294	164	2119	.558	67	9	15
1988 — Bobby Hebert	478	280	3156	.586	40t	15	20
1989 — Bobby Hebert	353	222	2686	.629	54t	15	15

LONGEST COMPLETION

1967 — 96, Billy Kilmer to Walter Roberts at Philadelphia 11-19
1968 — 51, Billy Kilmer to Jim Hester vs. Pittsburgh 12-15
1969 — 70, Jim Ninowski to Don Shy at Los Angeles 10-5
1970 — 49, Edd Hargett to Bob Shaw at Cincinnati 11-29
1971 — 63, Archie Manning to Danny Abramowicz at Houston 10-3
1972 — 66t, Archie Manning to Dave Parks at N.Y. Giants 10-8
1973 — 65t, Archie Manning to Jubilee Dunbar at Los Angeles 11-11
1974 — 79t, Archie Manning to Bob Newland vs. Los Angeles 11-17
1975 — 71t, Archie Manning to Larry Burton vs. Atlanta 11-2
1976 — 74, Bobby Douglass to Tinker Owens vs. San Francisco 12-12
1977 — 59t, Archie Manning to Henry Childs vs. Green Bay 9-18
1978 — 71t, Archie Manning to Larry Hardy at Atlanta 11-26
1979 — 85, Archie Manning to Wes Chandler at San Francisco 9-23
1980 — 56, Archie Manning to Brooks Williams vs. Atlanta 10-19
1981 — 55, Archie Manning to Wayne Wilson at Cleveland 10-18
1982 — 48, Ken Stabler to Aundra Thompson at Chicago 9-19
1983 — 48, Ken Stabler to Kenny Duckett at Los Angeles 9-11
1984 — 74, Richard Todd to Tyrone Young at Chicago 10-7
1985 — 76t, Bobby Hebert to Eugene Goodlow vs. San Francisco 12-15
1986 — 84, Bobby Hebert to Eric Martin vs. Green Bay 9-14
1987 — 82t, John Fourcade to Make Waters vs. Los Angeles 10-4
1988 — 40, Bobby Hebert to John Tice vs. Dallas 10-3
40t, Bobby Hebert to Eric Martin vs. Denver 11-20
1989 — 54t, Bobby Hebert to Floyd Turner at Rams 10-22
54t, John Fourcade to Dalton Hilliard at Buffalo 12-10

RECEIVING

	No.	Yds.	Avg.	Long	TD
1967 — Danny Abramowicz	50	721	14.4	80	6
1968 — Danny Abramowicz	54	890	16.4	47	7
1969 — Danny Abramowicz	73	1051	13.9	49	7
1970 — Danny Abramowicz	55	906	16.5	48	5
1971 — Danny Abramowicz	37	657	17.8	63	5
1972 — Bob Newland	47	579	12.3	42	2
1973 — John Beasley	31	280	9.0	22	1
1974 — Alvin Maxson	42	294	7.0	22	1
1975 — Alvin Maxson	41	234	5.7	33	0
1976 — Tony Galbreath	54	420	7.8	35	1
1977 — Tony Galbreath	41	265	6.5	30	0
1978 — Tony Galbreath	74	582	7.9	35	2
1979 — Wes Chandler	65	1069	16.4	85	6
1980 — Wes Chandler	65	975	15.0	50	6
1981 — Jack Holmes	38	206	5.4	19	0
1982 — Jeff Groth	30	383	12.8	39	1
1983 — Jeff Groth	49	585	11.9	42	1
1984 — Hokie Gajan	35	288	8.2	51	2
1985 — Hoby Brenner	42	652	15.5	30	3

1986 — Mike Jones	48	625	13.0	45	3
1987 — Eric Martin	44	778	17.7	67	7
1988 — Eric Martin	85	1083	12.7	40t	7
1989 — Eric Martin	68	1090	16.0	53t	8

HIGHEST AVERAGE GAIN (Per Reception)

1967 — 22.6, Walt Roberts (17 for 834, 3 TDs)
1968 — 17.6, Jim Hester (17 for 300, 2 TDs)
1969 — 16.2, Al Dodd (37 for 600, 1 TD)
1970 — 17.3, Al Dodd (28 for 484, 1 TD)
17.2, Dave Parks (26 for 447, 2 TDs)
1971 — 19.9, Al Dodd (15 for 298, 0 TD)
1972 — 17.6, Danny Abramowicz (38 for 668, 7 TDs)
1973 — 19.4, Jubilee Dunbar (23 for 447, 4 TDs)
1974 — 18.1, Bob Newland (27 for 490, 2 TDs)
1975 — 19.1, Larry Burton (16 for 305, 2 TDs)
1976 — 20.1, Tinker Owens (12 for 241, 1 TD)
1977 — 18.9, Don Herrmann (31 for 586, 0 TD)
1978 — 16.4, Henry Childs (53 for 869, 4 TDs)
1979 — 16.6, Henry Childs (51 for 846, 5 TDs)
1980 — 18.7, Ike Harris (37 for 692, 6 TDs)
1981 — 19.0, Jeff Groth (20 for 380, 1 TD)
1982 — 17.5, Rich Mauti (4 for 70, 0 TD)
17.3, Aundra Thompson (8 for 138, 1 TD)
1983 — 14.9, Kenny Duckett (19 for 283, 2 TDs)
1984 — 20.6, Tyrone Young (29 for 597, 3 TDs)
1985 — 18.8, Eugene Goodlow (32 for 603, 3 TDs)
1986 — 18.2, Eric Martin (37 for 675, 5 TDs)
1987 — 17.7, Eric Martin (44 for 778, 7 TDs)
1988 — 14.0, Buford Jordan (5 for 70, 0 TD)
13.4, Brett Perriman (16 for 215, 2 TDs)
1989 — 17.8, Brett Perriman (20 for 356, 0 TDs)

INTERCEPTIONS

	No.	Yds.	Avg	Long	TD
1967 — Dave Whitsell	10	178	17.8	41t	2
1968 — Dave Whitsell	6	50	8.3	32	0
1969 — Elijah Nevet	3	20	6.6	20	0
1970 — Hugo Hollas	5	79	15.8	29	0
1971 — Deiles Howell	5	56	11.2	25	0
1972 — Bivian Lee	4	65	16.3	32	0
1973 — Ernie Jackson	3	40	13.3	23	0
Tommy Myers	3	33	11.0	20	0
Jim Merlo	3	25	8.3	16	0
Bivian Lee	3	23	7.7	12	0
1974 — Ernie Jackson	4	53	13.3	28	0
Terry Schmidt	4	27	6.8	24	1
1975 — Tommy Myers	5	83	16.6	29	0
1976 — Jim Merlo	4	142	35.5	83t	2
1977 — Chuck Crist	4	6	1.5	2	0
1978 — Tommy Myers	6	167	27.8	97t	1
1979 — Tommy Myers	7	127	18.1	52	1
1980 — Tommy Myers	5	96	19.2	48	0
1981 — Dave Waymer	4	54	13.5	31	0
1982 — Russell Gary	2	25	12.5	19	0
Dennis Winston	2	2	-1.0	0	0
1983 — Johnnie Poe	7	146	20.9	31t	1
1984 — Dave Waymer	4	9	2.3	9	0
1985 — Dave Waymer	6	49	8.2	28	0
1986 — Dave Waymer	9	48	5.3	17	0
1987 — Dave Waymer	5	78	15.6	35	0
Reggie Sutton	5	68	13.6	26	0
1988 — Gene Atkins	4	42	10.5	40	0
1989 — Dave Waymer	6	66	11.0	42	0

QUARTERBACK SACKS

	No.	Yds.
1973 — Bob Pollard, DT	7	—
1974 — Bob Pollard, DT	9	—
1975 — Bob Pollard, DT	7	—
1976 — Derland Moore, DT	8	—
Bob Pollard, DT	8	—
1977 — Elois Grooms, DE	7	—
1978 — Elois Grooms, DE	9	57
1979 — Elois Grooms, DE	12	107
Don Reese, DE	12	90
1980 — Derland Moore, NT	8.5	72
1981 — Rickey Jackson, LB	8	62
1982 — Bruce Clark, DE	5.5	51
1983 — Rickey Jackson, LB	11	75
1984 — Rickey Jackson, LB	12	95
1985 — Rickey Jackson, LB	11	89
1986 — James Geathers, DE	9	73
Rickey Jackson, LB	9	71
1987 — Pat Swilling, LB	10.5	87
1988 — Rickey Jackson, LB	7	66
Pat Swilling, LB	7	65
1989 — Pat Swilling, LB	16.5	164

SCORING

	TD	FG	PAT	Points
1967 — Charlie Durkee	—	14-32	27-27	69
1968 — Charlie Durkee	—	19-37	27-27	84
1969 — Tom Dempsey	—	22-41	33-35	99
1970 — Tom Dempsey	—	18-34	16-17	70
1971 — Charlie Durkee	—	16-23	24-25	72
1972 — Danny Abramowicz	7	—	—	42
1973 — Bill McClard	—	13-24	9-9	48
1974 — Bill McClard	—	9-16	19-20	46
1975 — Rich Szaro	—	10-16	16-17	46
1976 — Rich Szaro	—	18-23	25-29	79
1977 — Henry Childs	9	—	—	54
1978 — Tony Galbreath	7	—	—	42
Chuck Muncie	7	—	—	42
1979 — Garo Yepremian	—	12-16	39-40	75
1980 — Benny Ricardo	—	10-17	31-34	61
1981 — George Rogers	13	—	—	78
1982 — Wayne Wilson	5	—	—	30
1983 — Morten Andersen	—	18-24	37-38	91
1984 — Morten Andersen	—	20-27	34-34	94
1985 — Morten Andersen	—	31-35	27-29	120
1986 — Morten Andersen	—	26-30	30-30	108
1987 — Morten Andersen	—	28-36	37-37	121
1988 — Morten Andersen	—	26-36	32-33	110
1989 — Dalton Hilliard	18	—	—	108
Morten Andersen	—	20-29	44-45	104

PUNT RETURNS

	No.	Yds.	Avg.	Long	TD
1967 — Walter Roberts	11	50	4.5	11	0
1968 — John Gilliam	15	60	4.0	21	0
1969 — Al Dodd	15	106	7.1	21	0
1970 — Al Dodd	14	129	9.2	41	0
1971 — Al Dodd	13	88	6.8	14	0
1972 — Tommy Myers	9	43	4.8	10	0
1973 — Howard Stevens	17	171	10.1	37	0
1974 — Howard Stevens	37	376	10.2	40	0
1975 — Gil Chapman	17	207	12.2	42	0
1976 — Pete Athas	35	332	9.5	67	0
1977 — Rich Mauti	38	281	7.4	33	0
1978 — Wes Chandler	34	233	6.9	32	0

1979 — Rich Mauti	27	218	8.1	23	0
1980 — Rich Mauti	11	111	10.1	18	0
1981 — Jeff Groth	37	436	11.8	36	0
1982 — Jeff Groth	21	144	6.9	18	0
1983 — Jeff Groth	39	275	7.1	38	0
1984 — Jitter Fields	27	236	8.7	61	0
1985 — Willie Tullis	17	141	8.3	17	0
1986 — Eric Martin	24	227	9.5	39	0
1987 — Mel Gray	24	352	14.7	80	0
1988 — Mel Gray	25	305	12.2	66	1
1989 — Rod Harris	27	196	7.3	20	0

PUNTING

	No.	Yds.	Avg.	Long
1967 — Tom McNeill	74	3174	42.9	66
1968 — Tom McNeill	49	2009	41.0	58
1969 — Ollie Cordill	42	1719	40.9	58
1970 — Julian Fagan	77	3269	42.5	64
1971 — Julian Fagan	77	3188	41.4	64
1972 — Julian Fagan	71	2899	40.8	71
1973 — Steve O'Neal	81	3375	41.7	71
1974 — Tom Blanchard	88	3705	42.1	71
1975 — Tom Blanchard	92	3776	41.0	61
1976 — Tom Blanchard	101	3974	39.3	63
1977 — Tom Blanchard	82	3474	42.4	66
1978 — Tom Blanchard	84	3532	42.0	61
1979 — Rick Partridge	57	2330	40.9	61
1980 — Russell Erxleben	89	3499	39.2	57
1981 — Russell Erxleben	66	2672	40.5	60
1982 — Russell Erxleben	46	1976	43.0	60
1983 — Russell Erxleben	74	3034	41.0	60
1984 — Brian Hansen	69	3020	43.8	66
1985 — Brian Hansen	69	3763	42.3	58
1986 — Brian Hansen	81	3456	42.7	66
1987 — Brian Hansen	52	2104	40.5	60
1988 — Brian Hansen	72	2913	40.5	64
1989 — Tommy Barnhardt	55	2179	39.6	56

KICKOFF RETURNS

	No.	Yds.	Avg.	Long	TD
1967 — Walter Roberts	28	737	26.3	91t	1
1968 — Gene Howard	23	533	23.2	36	0
1969 — Don Shy	16	447	27.9	57	0
1970 — Al Dodd	15	319	21.3	32	0
1971 — Virgil Robinson	19	443	23.3	51	0
1972 — Margene Adkins	43	1020	23.7	61	0
1973 — Howard Stevens	26	590	22.7	48	0
1974 — Howard Stevens	33	749	22.7	41	0
1975 — Gil Chapman	28	614	21.9	36	0
1976 — Tony Galbreath	20	399	19.9	32	0
1977 — Clarence Chapman	15	385	25.7	92t	1
1978 — Wes Chandler	32	760	23.8	38	0
1979 — Rich Mauti	36	801	22.2	39	0
1980 — Jimmy Rogers	41	930	22.9	88	0
1981 — Wayne Wilson	31	722	23.3	57	0
1982 — Aundra Thompson	10	211	21.1	35	0
1983 — Kenny Duckett	33	719	21.8	61	0
1984 — Tyrone Anthony	22	490	22.3	64	0
1985 — Willie Tullis	23	480	20.9	62	0
1986 — Mel Gray	31	866	27.9	101t	1
1987 — Dalton Hilliard	10	248	24.8	74	0
1988 — Gene Atkins	20	424	21.2	57	0
Mel Gray	32	670	20.9	39	0
1989 — Bobby Morse	10	278	27.8	99t	1

SAINTS ALL-TIME LEADERS

RUSHING

	Att.	Yds.	Avg.	Long	TD
1. George Rogers (1981-84)	995	4,267	4.3	79t	23
2. Chuck Muncie (1976-80)	787	3,386	4.3	69t	28
3. Dalton Hilliard (1986-89)	792	3,018	3.8	40	30
4. Rueben Mayes (1986-88)	699	2,898	4.1	50	16
5. Tony Galbreath (1976-80)	760	2,865	3.8	74t	27
6. Wayne Wilson (1979-85)	658	2,463	3.7	41t	16
7. Archie Manning (1971-82)	358	2,058	5.7	27	18
8. Mike Strachan (1975-80)	471	1,899	4.0	31	14
9. Hokie Gajan (1982-85)	252	1,358	5.4	62t	11
10. Jess Phillips (1973-74)	372	1,219	3.3	20	2
11. Alvin Maxson (1974-76)	338	1,205	3.6	66t	6

PASSING

	Att.	Comp.	Yds.	Pct.	TD	Int.
1. Archie Manning (1971-82)	3,335	1,849	21,734	55.4	115	156
2. Bobby Hebert (1985-89)	1,385	804	9,667	58.1	57	51
3. Billy Kilmer (1967-70)	1,116	592	7,490	53.0	47	62
4. Dave Wilson (1981-89)	1,038	551	6,987	53.1	36	55
5. Ken Stabler (1983-84)	570	326	3,670	57.2	17	33
6. Bobby Scott (1973-82)	500	237	2,781	47.4	15	29

RECEIVING

	No.	Yds.	Avg.	Long	TD
1. Danny Abramowicz (1967-73)	309	4,875	15.7	80t	37
2. Tony Galbreath (1976-80)	284	2,221	7.8	38	6
3. Eric Martin (1985-89)	269	4,148	15.4	84	31
4. Hoby Brenner (1982-89)	211	3,119	14.7	57	18
5. Henry Childs (1974-80)	207	3,220	15.6	59t	25
6. Wes Chandler (1978-81)	182	2,801	15.4	85t	15
7. Wayne Wilson (1979-86)	179	1,517	8.5	55	14
8. Dave Parks (1968-72)	149	2,264	15.2	66	16
9. Jeff Groth (1981-85)	147	2,073	14.1	56t	5
10. Lonzell Hill (1987-89)	133	1,661	12.4	46	13
11. Dalton Hilliard (1986-89)	126	1,220	9.7	54t	7
12. John Tice (1983-89)	125	1,260	10.0	40	15
Chuck Muncie (1976-80)	125	1,086	8.7	35	1
14. Bob Newland (1971-74)	124	1,877	15.1	79t	8

SCORING

	TD	PAT	FG	Total
1. Morten Andersen (1982-89)	—	247	171	760
2. Charlie Durkee (1967-68, 71-72)	—	87	52	243
3. Dalton Hilliard (1986-89)	37	—	—	222
4. Danny Abramowicz (1967-73)	37	—	—	222
5. Tony Galbreath (1976-80)	33	1	2	205
6. Rich Szaro (1975-78)	—	79	37	190
7. Eric Martin (1985-89)	31	—	—	186
8. Wayne Wilson (1979-86)	30	—	—	180

9. Chuck Muncie (1976-80)	29	—	—	174
10. Tom Dempsey (1969-70)	—	49	40	169
11. Henry Childs (1974-80)	27	—	—	162
12. George Rogers (1981-84)	23	—	—	138

PUNTING

	No.	Avg.	Long
1. Tom McNeill (1967-69)	130	42.3	81
2. Brian Hansen (1984-88)	363	42.0	66
3. Steve O'Neal (1973)	81	41.7	71
4. Julian Fagan (1970-72)	225	41.6	71
5. Tom Blanchard (1974-78)	447	41.3	71
6. Rick Partridge (1979)	57	40.9	61
7. Ollie Cordill (1969)	42	40.9	58
8. Russell Erxleben (1979-83)	279	40.6	60

INTERCEPTIONS

	No.	Yds.	Avg.	Long	TD
1. Dave Waymer (1980-89)	37	395	10.7	44	0
2. Tommy Myers (1972-81)	36	621	17.3	97t	2
3. Dave Whitsell (1967-69)	19	242	12.7	41	2
4. Johnnie Poe (1981-87)	17	269	15.8	40t	2
5. Ernie Jackson (1972-77)	15	187	12.5	46	0
6. Frank Wattelet (1981-87)	12	135	11.3	35t	1
7. Hugo Hollas (1970-72)	11	149	13.5	29	0
8. Delles Howell (1970-72)	9	154	17.1	60	0
Bivian Lee (1972-75)	9	110	12.2	32	0
Brett Maxie (1985-89)	9	99	11.0	26t	1

QUARTERBACK SACKS

	No.	Yds
1. Rickey Jackson (1981-89)	79.5	611
2. Elois Grooms (1975-81)	43	—
3. Frank Warren (1981-89)	41	271
4. Derland Moore (1973-85)	40.5	301
5. Bruce Clark (1982-88)	39.5	284
6. Pat Swilling (1986-89)	38	355
7. Jim Wilks (1981-89)	37.5	274
8. Bob Pollard (1971-77)	37	—
9. James Geathers (1984-89)	26	203
10. Don Reese (1978-80)	18	148

PUNT RETURNS

	No.	Yds.	Avg.	Long	TD
1. Mel Gray (1986-88)	49	657	13.4	80	1
2. Gil Chapman (1975)	17	207	12.2	42	0
3. Howard Stevens (1973-74)	54	547	10.1	40	0
4. Pete Athas (1976)	35	332	9.5	40	0
5. Eric Martin (1985-86)	30	274	9.1	39	0
6. Jitter Fields (1984)	27	236	8.7	61	0
7. Jeff Groth (1981-85)	104	887	8.5	38	0

KICKOFF RETURNS

	No.	Yds.	Avg.	Long	TD
1. Walt Roberts (1967)	28	737	26.3	91t	1
2. John Gilliam (1967-68, 77)	31	809	26.1	94t	1
3. Gene Howard (1968-69)	32	760	23.8	86	0
4. Margene Adkins (1972)	43	1,020	23.7	61	0
5. Mel Gray (1986-88)	94	2,192	23.3	101t	1
6. Wes Chandler (1978-81)	39	896	23.0	38	0
7. Rich Mauti (1977-83)	124	2,836	22.9	52	0
8. Wayne Wilson (1979-86)	69	1,583	22.9	75	0

FIELD GOALS

	Att.	Made	Pct.	Long
1. Morten Andersen (1982-89)	222	171	.770	55
2. Charlie Durkee (1967-68, 71-72)	101	52	.515	47
3. Tom Dempsey (1969-70)	75	40	.533	63
4. Rich Szaro (1975-78)	58	37	.638	50
5. Benny Ricardo (1980-81)	42	23	.548	47
6. Bill McClard (1973-75)	45	23	.511	47
7. Garo Yepremian (1979)	16	12	.750	44
8. Happy Feller (1972-73)	23	10	.435	46

100 GAMES PLAYED CLUB

(With Saints Only)

	No.
1. Derland Moore (1973-85)	169
2. Dave Waymer (1980-89)	149
3. Stan Brock (1980-89)	138
4. Archie Manning (1971-82)	137
John Hill (1975-84)	137
6. Frank Warren (1981-89)	133
7. Jim Wilks (1981-88)	132
8. Rickey Jackson (1981-89)	131
9. Joe Federspiel (1972-80)	130
10. Tommy Myers (1972-81)	119
11. Hoby Brenner (1981-89)	118
12. Morten Andersen (1982-89)	116
13. Dave Lafary (1977-85)	109
14. Bruce Clark (1982-88)	102
15. Larry Hardy (1978-85)	101
16. John Tice (1983-89)	100

PRO BOWL RESULTS

1971 — NFC 27, AFC 6	1981 — NFC 21, AFC 7
1972 — AFC 26, NFC 13	1982 — AFC 16, NFC 13
1973 — AFC 33, NFC 28	1983 — NFC 20, AFC 19
1974 — AFC 15, NFC 13	1984 — AFC 45, AFC 3
1975 — NFC 17, AFC 10	1985 — AFC 22, NFC 14
1976 — NFC 23, AFC 20	1986 — NFC 28, AFC 24
1977 — AFC 24, NFC 14	1987 — AFC 10, NFC 6
1978 — NFC 14, AFC 13	1988 — AFC 15, NFC 6
1979 — NFC 13, AFC 7	1989 — NFC 34, AFC 3
1980 — NFC 37, AFC 27	1990 — NFC 27, AFC 21

SAINTS BIG DAYS

100 YARDS RUSHING

Yds.	Att.	Player	Opponent	Date
206	24	George Rogers	St. Louis	9- 4-83
203	28	Rueben Mayes	Miami	12- 7-86
172	24	Rueben Mayes	Tampa Bay	10-19-86
166	33	George Rogers	Dallas	12-19-82
162	29	George Rogers	Los Angeles Rams	9-13-81
161	22	Chuck Muncie	Atlanta	9- 2-79
161	24	George Rogers	@ Los Angeles Rams	11- 8-81
160	34	Wayne Wilson	Miami	10- 2-83
160	35	Earl Campbell	@ Minnesota	11-24-85
158	29	Dalton Hilliard	@ Atlanta	11-19-89
157	33	Rueben Mayes	New England	11-30-86
148	22	Alvin Maxson	St. Louis	12- 8-74
147	24	Rueben Mayes	Cleveland	9-13-87
146	14	Tony Galbreath	@ Kansas City	9-26-76
144	29	Rueben Mayes	San Francisco	10-25-87
142	27	Andy Livingston	Washington	9-21-68
142	28	George Rogers	@ Houston	11-22-81
138	33	Wayne Wilson	@ Chicago	9-19-82
137	20	George Rogers	Atlanta	11- 6-83
134	17	George Rogers	Philadelphia	10-11-81
131	25	Rueben Mayes	@ St. Louis	11-16-86
128	28	Rueben Mayes	San Francisco	11- 2-86
128	21	Chuck Muncie	Oakland	12- 3-79
127	16	Don McCall	Washington	9-22-68
127	25	Dalton Hilliard	Atlanta	12-18-88
126	25	Chuck Muncie	@ Kansas City	9-26-76
124	32	George Rogers	Los Angeles	12-18-83
123	33	George Rogers	Kansas City	11-21-82
122	18	George Rogers	@ Cleveland	10-18-81
120	23	George Rogers	Tampa Bay	11-29-81
117	18	Chuck Muncie	San Francisco	11-11-79
115	25	George Rogers	@ San Francisco	9-27-81
115	25	Rueben Mayes	Denver	11-20-88
114	21	George Rogers	@ Buffalo	10-30-83
114	15	Jimmy Rogers	@ Washington	10-26-80
113	26	Bob Gresham	@ Green Bay	11-28-71
113	31	George Rogers	Cincinnati	10-25-81
113	11	Hokie Gajan	N.Y. Jets	11-21-83
112	19	Rueben Mayes	@ Atlanta	11- 1-87
112	24	Dalton Hilliard	L.A. Rams	11-26-89
110	14	Tony Baker	@ St. Louis	11- 2-69
109	15	Chuck Muncie	Los Angeles	11-28-76
109	27	Mike Strachan	Atlanta	11- 2-75
109	11	Craig Heyward	L.A. Raiders	10-23-88
108	22	Rueben Mayes	@ Indianapolis	10-12-86
108	24	Wayne Wilson	@ San Francisco	9-29-85
108	31	Wayne Wilson	@ Dallas	9-25-83
107	20	Chuck Muncie	N.Y. Jets	12- 4-77
107	30	George Rogers	San Francisco	12-20-81
106	28	Dalton Hilliard	@ New England	11-12-89
105	24	Mike Strachan	Green Bay	10-12-75

103	18	Wayne Wilson	@ Atlanta	10-9-83
102	13	Chuck Muncie	@ St. Louis	10-23-77
102	20	George Rogers	Atlanta	9-2-84
100	20	Tony Galbreath	Los Angeles	10-30-77

250 YARDS PASSING

Yds.	Player	Att.	Comp.	Opponent	Date
377	Archie Manning	38	24	@ San Francisco	12-7-80
355	Archie Manning	28	20	@ San Francisco	9-23-79
345	Billy Kilmer	32	22	@ St. Louis	11-2-69
344	Archie Manning	32	22	@ Pittsburgh	11-5-78
333	Ken Stabler	43	29	Tampa Bay	12-5-82
325	Dave Wilson	32	20	Cincinnati	12-9-84
323	Archie Manning	32	23	Atlanta	10-19-80
314	Archie Manning	40	25	San Francisco	9-7-80
314	Archie Manning	36	25	@ Detroit	10-12-80
308	Bobby Hebert	49	31	San Francisco	10-8-89
306	Archie Manning	40	25	Philadelphia	11-9-80
302	John Fourcade	27	15	@ Buffalo	12-10-89
301	Archie Manning	39	24	New England	12-21-80
300	Dave Wilson	45	19	@ Atlanta	10-20-85
295	Archie Manning	35	20	Philadelphia	10-29-72
294	Richard Todd	27	21	@ Cleveland	10-28-84
292	Billy Kilmer	36	17	Pittsburgh	12-15-68
291	Archie Manning	45	28	@ Green Bay	9-9-79
291	John Fourcade	28	21	Indianapolis	12-24-89
287	Archie Manning	27	17	@ San Francisco	10-22-72
285	Bobby Scott	35	16	@ St. Louis	10-23-77
285	Archie Manning	34	24	Buffalo	9-21-80
284	Archie Manning	29	14	Atlanta	9-2-79
282	Bobby Hebert	32	23	@ Detroit	9-18-88
282	Bobby Hebert	32	23	@ Green Bay	9-17-89
281	Bobby Hebert	28	18	N.Y. Jets	10-15-89
280	Dave Wilson	30	18	@ Denver	9-15-85
279	Ken Stabler	39	25	Chicago	9-18-83
279	Bobby Hebert	32	19	@ Washington	11-6-88
276	Billy Kilmer	37	22	Dallas	9-28-69
276	Archie Manning	31	18	@ N.Y. Giants	10-8-72
276	Dave Wilson	34	19	Miami	12-7-86
276	Bobby Hebert	22	15	@ L.A. Rams	10-22-89
273	Bobby Hebert	37	17	Dallas	10-3-88
272	Dave Wilson	33	20	New England	11-30-86
272	Bobby Hebert	30	18	Atlanta	10-29-89
271	Ken Stabler	35	24	Atlanta	1-2-83
268	Archie Manning	27	20	@ Seattle	11-18-79
264	Archie Manning	31	14	@ Atlanta	11-25-79
264	Richard Todd	29	14	St. Louis	9-23-84
263	Archie Manning	48	24	@ Los Angeles	11-2-80
262	Billy Kilmer	24	14	@ Washington	12-17-67
261	Billy Kilmer	22	15	San Francisco	12-13-70
259	Bobby Hebert	25	16	Washington	10-1-89
255	Bobby Hebert	24	16	Tampa Bay	12-6-87
254	Bobby Hebert	34	20	San Francisco	12-15-85
254	Bobby Hebert	27	15	Houston	12-13-87

100 YARDS RECEIVING

Yds.	No.	Player	Opponent	Date
205	6	Wes Chandler	Atlanta	9-2-79
165	8	Danny Abramowicz	@ Cincinnati	11-29-70
164	3	Eric Martin	Green Bay	9-14-86
159	4	Larry Burton	@ Atlanta	11-2-75
156	12	Danny Abramowicz	Pittsburgh	10-29-67
146	10	Eric Martin	@ Washington	11-6-88
145	7	Al Dodd	@ St. Louis	11-2-69
144	7	Danny Abramowicz	@ Washington	12-17-67
144	8	Henry Childs	@ San Francisco	12-7-80
140	7	Danny Abramowicz	San Francisco	12-13-70
140	8	Wes Chandler	Atlanta	10-19-80
139	9	Wes Chandler	Philadelphia	11-9-80
135	5	Eugene Goodlow	San Francisco	12-15-85
132	6	Eric Martin	L.A. Rams	10-30-88
131	6	Hoby Brenner	St. Louis	9-23-84
131	5	Eric Martin	N.Y. Jets	10-15-89
130	6	Eric Martin	Houston	12-13-87
129	8	Danny Abramowicz	Pittsburgh	12-21-69
127	12	John Beasley	@ San Diego	11-18-73
127	4	Wes Chandler	@ San Francisco	9-23-79
122	14	Tony Galbreath	@ Green Bay	9-10-78
121	6	Henry Childs	@ Seattle	11-18-79
120	4	Dave Parks	@ N.Y. Giants	10-8-72
120	9	Eric Martin	Philadelphia	12-18-89
119	4	Ike Harris	Philadelphia	11-9-80
119	6	Mike Jones	Miami	12-7-86
117	7	Wes Chandler	Atlanta	11-12-78
117	3	Henry Childs	@ Atlanta	11-25-79
116	5	Wes Chandler	@ Atlanta	9-6-81
115	4	Eric Martin	@ L.A. Rams	10-22-89
115	9	Paul Seal	Philadelphia	10-27-74
114	7	Danny Abramowicz	Baltimore	10-19-69
113	5	Dave Parks	@ St. Louis	10-11-70
112	7	Danny Abramowicz	San Francisco	11-23-69
111	6	Henry Childs	@ Green Bay	9-9-79
111	8	Hoby Brenner	@ Atlanta	10-20-85
110	5	Eric Martin	Denver	11-20-88
110	5	Danny Abramowicz	San Francisco	9-26-71
109	2	Dave Parks	@ San Francisco	10-22-72
107	5	Walt Roberts	@ Philadelphia	11-19-67
106	7	Eric Martin	L.A. Rams	11-26-89
106	6	Tony Galbreath	Oakland	12-3-79
105	6	Wes Chandler	@ Detroit	10-12-80
105	6	Hoby Brenner	Chicago	9-18-83
105	9	Danny Abramowicz	@ Atlanta	12-7-69
103	6	Dave Parks	Pittsburgh	12-15-68
103	6	Wes Chandler	San Francisco	12-3-78
103	6	Wes Chandler	@ Atlanta	11-25-79
103	6	Larry Hardy	San Francisco	9-7-80
103	6	Lindsay Scott	St. Louis	9-12-82
101	8	Danny Abramowicz	@ N.Y. Giants	10-6-68
101	4	Tyrone Young	@ Cleveland	10-28-84
101	3	Hoby Brenner	Cincinnati	12-9-84
101	7	Eric Martin	@ St. Louis	10-11-87
101	2	Eric Martin	Tampa Bay	12-6-87
100	3	Henry Childs	@ Atlanta	11-26-78
100	4	Eric Martin	@ Buffalo	12-10-89

SAINTS 'CONSECUTIVE' RECORDS

INDIVIDUAL

Games Played:

- 103 Joe Federspiel (1973-80)
- 91 Rickey Jackson (1981-2nd game, 1987)
- 83 Danny Abramowicz (1967-73)

Games Started:

- 131 Rickey Jackson (1981-current)

Games, Scoring Points:

- 94 Morten Andersen (game 15 of 1983 through 1989; current)

Games, Scoring Touchdown:

- 6 Dalton Hilliard (16th game, 1988-5th game, 1989)

Games, Scoring Field Goal:

- 19 Morten Andersen 11-24-85 through 12-7-86

Games, Rushing Touchdown:

- 5 Dalton Hilliard (1989, 7th-11th games)

Games, Receiving Touchdown:

- 4 Lonzell Hill, 1988 (3rd to 6th game)

Games, Rushing for One Hundred or More Yards:

- 3 George Rogers, 1981 (6th, 7th and 8th games)
- 3 Wayne Wilson, 1983 (4th, 5th and 6th games)
- 3 Dalton Hilliard, 1989 (10th, 11th, 12th games)

Games, Passing Touchdown:

- 13 Archie Manning (1978, last 4 games; 1979, 1st to 9th game)

Games, None Intercepted:

- 3 Billy Kilmer, 1969; Archie Manning 1971, 1973, 1978, 1979; Bobby Hebert, 1987.

Passes Completed:

- 15 Archie Manning, 1979 (7th and 8th games)

Games, Pass Reception:

- 79 Danny Abramowicz (1967-73)

Points After Touchdown

- 73 Morten Andersen (1985-2nd game, 1988)

Field Goals Made:

- 20 Morten Andersen, 1985-86

TEAM

Wins Regular Season:

- 9 (1987)

Wins, Preseason:

- 5 (1967)

Losses, Regular Season

- 14 (1980)

NEW ORLEANS SAINTS ON MONDAY NIGHT FOOTBALL

(3-7)

Sep. 25, 1972 — Kansas City 20, New Orleans 17, at New Orleans (70,793)
 Sep. 24, 1973 — Dallas 40, New Orleans 3, at Dallas (52,715)
 Nov. 25, 1974 — Pittsburgh 28, New Orleans 7, at New Orleans (71,907)
 Dec. 3, 1979 — Oakland 42, New Orleans 35, at Superdome (65,541)
 Nov. 24, 1980 — L.A. Rams 27, New Orleans 7, at Superdome (53,448)
 Nov. 21, 1983 — N.Y. Jets 31, New Orleans 28, at Superdome (68,606)
 Nov. 19, 1984 — New Orleans 27, Pittsburgh 24, at Superdome (66,005)
 Oct. 3, 1988 — New Orleans 20, Dallas 17, at Superdome (68,474)
 Nov. 6, 1989 — San Francisco 31, New Orleans 13, at S.F. (60,667)
 Dec. 18, 1989 — New Orleans 30, Philadelphia 20, at Superdome (59,218)

SAINTS ATTENDANCE

Year	COMBINED		HOME		ROAD	
	Total	Avg.	Total	Avg.	Total	Avg.
1967	890,405	63,600	528,242	75,463	362,163	51,738
1968	884,123	63,151	519,426	74,203	374,697	53,528
1969	921,972	65,855	521,133	74,447	400,839	57,262
1970	843,342	60,238	483,234	69,033	360,108	51,444
1971	932,267	66,590	550,578	78,654	381,589	54,512
1972	880,545	62,896	467,686	66,812	421,859	60,266
1973	839,914	59,993	451,566	64,509	388,348	55,478
1974	829,873	59,277	452,236	64,605	377,637	53,948
1975	767,274	56,805	396,409	56,634	370,935	52,990
1976	714,135	51,010	359,631	51,376	354,504	50,643
1977	665,989	47,510	334,502	47,786	321,487	45,927
1978	850,418	53,151	457,607	57,201	392,811	49,101
1979	939,148	58,697	495,260	61,907	443,915	55,489
1980	808,612	50,538	385,815	48,227	422,797	62,850
1981	891,207	55,700	440,708	55,089	450,499	55,700
1982	467,978	51,988	255,726	51,145	212,252	63,063
1983	896,678	56,042	529,878	66,235	266,800	45,850
1984	884,258	55,266	472,625	59,078	411,633	51,454
1985	799,050	49,941	388,795	48,599	410,255	51,282
1986	874,303	54,644	463,611	57,951	410,692	51,644
1987	774,295	51,620	420,783	60,111	353,512	44,189
1988	965,179	60,324	531,156	66,395	434,023	54,253
1989	916,534	57,283	488,998	61,124	427,536	53,442

LARGEST HOME CROWD IN TULANE STADIUM

1967	83,437	vs.	Dallas 11-12 (Lost 10-27)
		vs.	Atlanta 11-26 (Won 27-24)
1968	84,278	vs.	Dallas 11-3 (Lost 3-17)
1969	80,636	vs.	Baltimore 10-19 (Lost 10-30)
1970	77,681	vs.	Los Angeles 11-1 (Lost 17-30)
1971	83,130	vs.	Minnesota 11-21 (Lost 10-23)
1972	70,793	vs.	Kansas City 9-25 (Lost 17-20)
1973	74,770	vs.	Buffalo 11-4 (Won 13-0)
1974	74,289	vs.	Miami 11-10 (Lost 0-21)

SUPERDOME

1975	61,497	vs.	Minnesota 11-16 (Lost 7-20)
1976	61,413	vs.	Dallas 9-19 (Lost 6-24)

1977	59,023	vs.	Los Angeles 10-30 (Won 27-26)
1978	70,323	vs.	Atlanta 11-12 (Lost 17-20)
1979	70,940	vs.	Atlanta 9-2 (Lost 34-40 OT)
1980	62,651	vs.	Atlanta 10-19 (Lost 14-41)
1981	64,758	vs.	Pittsburgh 10-4 (Lost 6-20)
1982	61,709	vs.	Tampa Bay 12-5 (Lost 10-13)
1983	70,418	vs.	Los Angeles 12-18 (Lost 24-26)
1984	66,652	vs.	Atlanta 9-2 (Lost 28-36)
1985	57,760	vs.	Kansas City 9-8 (Lost 27-47)
1986	67,950	vs.	Atlanta 9-7 (Lost 10-31)
1987	69,546	vs.	Minnesota 1-3-88 (wild card)(Lost 10-44)
1988	68,474	vs.	Dallas 10-3 (Won 20-17)*
1989	66,977	vs.	Dallas 9-10 (Won 28-0)

*ABC Monday Night Football Telecast

NOTE: Largest Superdome audience was 72,434 for first preseason game of 1975 (Houston 13, New Orleans 7). Preseason attendance figures are unofficial.

LARGEST ROAD CROWD

1967	62,670	vs.	New York Giants 10-8 (Lost 21-27)
1968	71,025	vs.	Cleveland 11-10 (lost 17-35)
1969	68,282	vs.	Dallas 11-9 (Lost 17-33)
1970	66,140	vs.	Los Angeles 12-6 (Lost 16-34)
1971	73,610	vs.	Los Angeles 12-5 (Lost 28-45)
1972	66,303	vs.	Los Angeles 9-17 (Lost 14-34)
1973	70,358	vs.	Los Angeles 11-11 (Lost 7-29)
1974	64,178	vs.	Los Angeles 9-22 (Lost 0-24)
1975	60,771	vs.	Los Angeles 10-26 (Lost 14-38)
1976	61,685	vs.	Seattle 11-21 (Won 51-27)
1977	53,482	vs.	Philadelphia 11-6 (Lost 7-28)
1978	57,920	vs.	Dallas 11-19 (Lost 7-27)
1979	74,482	vs.	Denver 11-4 (Lost 3-10)
1980	78,147	vs.	Detroit 10-12 (Lost 13-24)
1981	76,059	vs.	Cleveland 10-18 (Lost 17-20)
1982	64,506	vs.	Dallas 12-19 (Lost 7-21)
1983	62,136	vs.	Dallas 9-25 (Lost 20-21)
1984	63,739	vs.	New York Giants 12-15 (Won 10-3)
1985	74,488	vs.	Denver 9-15 (Lost 23-34)
1986	72,765	vs.	New York Giants 9-28 (Lost 17-20)
1987	60,436	vs.	San Francisco 11-15 (Won 26-24)
1988	63,569	vs.	Seattle 10-16 (Won 20-19)
1989	70,037	vs.	Buffalo 12-10 (Won 22-19)

Saints Individual Records

SERVICE

MOST SEASONS
13 Derland Moore, 1973-85
11 Archie Manning, 1971-75, 1977-82
10 John Hill, 1975-84
10 Tommy Myers, 1972-81
10 Stan Brock, 1980-89
10 Dave Waymer, 1980-89

MOST GAMES

169 Derland Moore, 1973-85
149 Dave Waymer, 1980-89
138 Stan Brock, 1980-89
137 Archie Manning, 1971-75, 1977-82
137 John Hill, 1975-84

SCORING

TOTAL POINTS

Career
760 Morten Andersen, 1982-89 (171 FGs, 247 PATs)

Season

121 Morten Andersen, 1987 (28 FGs, 37 PATs)
120 Morten Andersen, 1985 (31 FGs, 27 PATs)

Game

18 Walt Roberts vs. Philadelphia 11-5-67 (3 TDs)
18 Danny Abramowicz vs. San Francisco 9-26-71 (3 TDs)
18 Archie Manning vs. Chicago 10-2-77 (3 TDs)
18 Chuck Muncie vs. San Francisco 11-11-79 (3 TDs)
18 George Rogers at Rams 11-8-81 (3 TDs)
18 Wayne Wilson vs. Atlanta 1-2-83 (3 TDs)
18 Dalton Hilliard at Rams 10-22-89 (3 TDs)

Opponent/Game

24 Dave Williams at St. Louis 11-2-69 (4 TDs)
24 Wayne Morris at St. Louis 10-23-77 (4 TDs)

TOUCHDOWNS

Career

37 Danny Abramowicz, 1967-73
37 Dalton Hilliard, 1986-89
33 Tony Galbreath, 1976-80

Season

18 Dalton Hilliard, 1989
13 George Rogers, 1981
11 Chuck Muncie, 1979

Game

3 Walt Roberts vs. Philadelphia 11-15-67
3 Danny Abramowicz vs. San Francisco 9-26-71
3 Archie Manning vs. Chicago 10-2-77
3 Chuck Muncie vs. San Francisco 11-11-79
3 George Rogers at Rams 11-8-81
3 Wayne Wilson vs. Atlanta 1-2-83
3 Dalton Hilliard at Rams 10-22-89

Opponent/Game

4 Dave Williams at St. Louis 11-2-69 (all receiving)
4 Wayne Morris at St. Louis 10-23-77 (all rushing)

FIELD GOALS MADE

Career

171 Morten Andersen, 1982-89 (222 attempts)
52 Charlie Durkee, 1967-68, 71-72 (101 attempts)

Season

31 Morten Andersen, 1985 (35 attempts)
28 Morten Andersen, 1987 (36 attempts)

Game

5 Charlie Durkee at Green Bay 11-28-71 (6 attempts)

5 Morten Andersen vs. Rams 12-1-85

(5 attempts)
5 Morten Andersen vs. San Francisco 10-25-87 (7 attempts)

Opponent/Game

6 Bobby Howfield at Jets 12-3-72 (7 attempts)
6 Ray Wersching, San Francisco 10-16-83 (6 attempts)

LONGEST FIELD GOAL

63 Tom Dempsey vs. Detroit 11-8-70 (NFL Record)

Opponent/Longest Field Goal

55 Joe Danelo at Giants 9-20-81

FIELD GOALS ATTEMPTED

Career

222 Morten Andersen, 1982-89 (171 made)
101 Charlie Durkee, 1967-68, 71-72 (52 made)

Season

41 Tom Dempsey, 1969 (22 made)
37 Charlie Durkee, 1968 (19 made)
36 Morten Andersen, 1987 (28 made)
36 Morten Andersen, 1988 (26 made)

Game

7 Tom Dempsey vs. Philadelphia 11-30-69 (4 made)
7 Morten Andersen vs. San Francisco 10-25-87 (5 made)

Opponent/Game

7 Bobby Howfield at Jets 12-3-72 (6 made)

POINTS AFTER TOUCHDOWN

Career

247 Morten Andersen, 1982-89 (252 attempts)
87 Charlie Durkee, 1967-68, 71-72 (88 attempts)
79 Rich Szaro, 1975-78 (86 attempts)

Season

44 Morten Andersen, 1989 (45 attempts)
39 Garo Yepremian, 1979 (40 attempts)
37 Morten Andersen, 1983 (38 attempts)
37 Morten Andersen, 1987 (37 attempts)

Game

6 Tom Dempsey at St. Louis 11-2-69 (7 attempts)
6 Rich Szaro at Seattle 11-21-76 (6 attempts)
6 Rich Szaro at Chicago 10-2-77 (6 attempts)
6 Garo Yepremian at Tampa Bay 10-14-79 (6 attempts)
6 Morten Andersen vs. Denver 11-20-88 (6 attempts)

Opponent/Game

8 Nick Mike-Mayer, Atlanta 9-16-73 (8 attempts)

RUSHING

TOTAL YARDS

Career

4,267 George Rogers, 1981-84 (995 attempts)
3,386 Chuck Muncie, 1976-80 (787 attempts)
3,018 Dalton Hilliard, 1986-89 (792 attempts)

Season

1,674 George Rogers, 1981 (378 attempts)
1,353 Rueben Mayes, 1986 (286 attempts)
1,262 Dalton Hilliard, 1989 (344 attempts)

Game

206 George Rogers vs. St. Louis 9-4-83 (24 attempts)
203 Rueben Mayes vs. Miami 12-7-86 (28 attempts)

Opponent/Game

247 Willie Ellison at Rams 12-5-71 (26 attempts)
--

ATTEMPTS

Career	
995	George Rogers, 1981-84 (4,267 yards)
792	Dalton Hilliard, 1986-89 (3,018 yards)
787	Chuck Muncie, 1976-80 (3,386 yards)
Season	
378	George Rogers, 1981 (1,674 yards)
344	Dalton Hilliard, 1989 (1,262 yards)
Game	
35	Earl Campbell at Minnesota 11-24-85 (160 yards)
35	Dwight Beverly at St. Louis 10-11-87 (139 yards)
34	Wayne Wilson vs. Miami 10-2-83 (160 yards)
Opponent/Game	
39	Gerald Riggs, Atlanta 12-22-85 (158 yards)
MOST 100-YARD RUSHING DAYS	
Career	
16	George Rogers, 1981-84
10	Rueben Mayes, 1986-88
Season	
9	George Rogers, 1981
6	Rueben Mayes, 1986
LONGEST SCORING RUNS FROM SCRIMMAGE	
79	George Rogers at Cleveland 10-18-81
76	George Rogers vs. St. Louis 9-4-83
74	Tony Galbreath at Kansas City 9-26-76
73	Craig Heyward vs. Raiders 10-23-88
Opponent/Longest Scoring Run	
80	Willie Ellison at Rams 12-5-71
LONGEST NON-SCORING RUN FROM SCRIMMAGE	
73	George Rogers vs. Philadelphia 10-11-81
Opponent/Longest Non-Scoring Run	
66	Eric Dickerson, Rams 10-14-84
TOUCHDOWNS RUSHING	
Career	
30	Dalton Hilliard, 1986-89
28	Chuck Muncie, 1976-80
27	Tony Galbreath, 1976-80
Season	
13	George Rogers, 1981
13	Dalton Hilliard, 1989
11	Chuck Muncie, 1979
Game	
3	Archie Manning vs. Chicago 10-2-77
3	Chuck Muncie vs. San Francisco 11-11-79
3	George Rogers at Rams 11-8-81
3	Wayne Wilson vs. Atlanta 1-2-83
Opponent/Game	
4	Wayne Morris at St. Louis 10-23-77
BEST AVERAGE	
Career (min. 250 attempts)	
5.7	Archie Manning, 1971-82 (2,058 yds, 358 att.)
5.4	Hokie Gajan, 1982-85 (1,358 yds, 252 att.)
Season (min. 75 attempts)	
6.0	Hokie Gajan, 1984 (615 yds, 102 att.)
5.1	Hokie Gajan, 1983 (415 yds, 81 attempts)
5.0	Chuck Muncie, 1979 (1,198 yds, 238 att.)
Game (min. 8 attempts)	
10.4	Tony Galbreath vs. Kansas City 9-26-76 (14-146)
10.3	Hokie Gajan vs. Jets 11-21-83 (11-113)
9.9	Craig Heyward vs. Raiders 10-23-88 (11-109)
Opponent/Game	
11.0	Terry Bradshaw, Pittsburgh 11-25-74 (9-99)

RECEIVING

TOTAL RECEPTIONS	
Career	
309	Danny Abramowicz, 1967-73 (4,875 yards)
284	Tony Galbreath, 1976-80 (2,221 yards)
269	Eric Martin, 1985-89 (4,148 yards)
Season	
85	Eric Martin, 1988 (1,083 yards)
74	Tony Galbreath, 1978 (582 yards)
73	Danny Abramowicz, 1969 (1,051 yards)
Game	
14	Tony Galbreath at Green Bay 9-10-78 (122 yards)
12	Danny Abramowicz vs. Pittsburgh 10-29-67 (156 yards)
12	John Beasley vs. San Diego 11-18-73 (127 yards)
Opponent/Game	
15	Willie Anderson, Rams 11-26-89 (336 yards)
TOTAL RECEIVING YARDS	
Career	
4,875	Danny Abramowicz, 1967-73 (309 receptions)
4,148	Eric Martin, 1985-89 (269 receptions)
Season	
1,090	Eric Martin, 1989 (68 receptions)
1,083	Eric Martin, 1988 (85 receptions)
1,069	Wes Chandler, 1979 (65 receptions)
1,051	Danny Abramowicz, 1969 (73 receptions)
Game	
205	Wes Chandler vs. Atlanta 9-2-79 (6 receptions)
165	Danny Abramowicz at Cincinnati 11-29-70 (8 receptions)
164	Eric Martin vs. Green Bay 9-14-86 (3 receptions)
Opponent/Game	
336	Willie Anderson (NFL record), Rams 11-26-89 (15 receptions)
MOST 100-YARD RECEIVING DAYS	
Career	
12	Eric Martin, 1985-89
10	Danny Abramowicz, 1967-73
9	Wes Chandler, 1978-81
Season	
5	Eric Martin, 1989
4	Danny Abramowicz, 1969
LONGEST TOUCHDOWN RECEPTIONS	
82	Mike Waters from John Fourcade vs. Rams 10-4-87
80	Danny Abramowicz from Billy Kilmer at Washington 12-17-67
79	Bob Newland from Archie Manning vs. Rams 11-17-74
Opponent/Longest Touchdown Reception	
88	Harmon Wages from Bob Berry at Atlanta 12-7-69
LONGEST NON-SCORING RECEPTIONS	
96	Walt Roberts from Billy Kilmer at Philadelphia 11-19-67
85	Wes Chandler from Archie Manning at San Francisco 9-23-79
84	Eric Martin from Bobby Hebert vs. Green Bay 9-14-86
Opponent/Longest Non-Scoring Reception	
84	Ken Burrow from Bob Berry, Atlanta 12-19-71

TOUCHDOWNS RECEIVING

Career	
37	Danny Abramowicz, 1967-73
31	Eric Martin, 1985-89
Season	
9	Henry Childs, 1977
8	Eric Martin, 1989
Game	
3	Danny Abramowicz vs. San Francisco 9-26-71
Opponent/Game	
4	Dave Williams at St. Louis 11-2-69
MOST TOTAL YARDS FROM SCRIMMAGE	
Career	
5,086	Tony Galbreath, 1976-80 (2865 rushing)
4,970	Danny Abramowicz, 1967-73 (4875 receiving)
Season	
1,800	George Rogers, 1981 (1674 rushing)
1,776	Dalton Hilliard, 1989 (1262 rushing)
1,506	Chuck Muncie, 1979 (1198 rushing)
Game	
225	Rueben Mayes vs. Miami 12-7-86 (203 rushing)
206	George Rogers vs. St. Louis 9-4-83 (all rushing)
205	Wes Chandler vs. Atlanta 9-2-79 (all receiving)
Opponent/Game	
336	Willie Anderson, Rams 11-26-69 (all receiving)
PASSING	
TOTAL YARDS	
Career	
21,734	Archie Manning, 1971-82 (3,328 att., 1,848 comp.)
9,667	Bobby Hebert, 1985-89 (1,385 att., 804 comp.)
Season	
3,716	Archie Manning, 1980 (509 att., 309 comp.)
3,416	Archie Manning, 1978 (471 att., 291 comp.)
Game	
377	Archie Manning at San Francisco 12-7-80 (24-38)
355	Archie Manning at San Francisco 9-23-79 (20-28)
Opponent/Game	
454	Jim Everett, Rams 11-26-89 (29-51)
PASS ATTEMPTS	
Career	
3,335	Archie Manning, 1971-82 (1,849 completed)
1,385	Bobby Hebert, 1985-89 (804 completed)
Season	
509	Archie Manning, 1980 (309 completed)
478	Bobby Hebert, 1988 (280 completed)
471	Archie Manning, 1978 (291 completed)
Game	
53	Archie Manning at Green Bay 9-10-78 (33 completed)
52	Archie Manning vs. New England 12-10-72 (24 completed)
52	Archie Manning vs. San Francisco 11-23-75 (25 completed)
Opponent/Game	
59	Steve Grogan at New England 11-12-89 (27 completed)
PASS COMPLETIONS	
Career	
1,849	Archie Manning, 1971-82 (3,335 attempts)
804	Bobby Hebert, 1985-89 (1,385 attempts)

Season

309	Archie Manning, 1980 (509 attempts)
291	Archie Manning, 1978 (471 attempts)
280	Bobby Hebert, 1988 (478 attempts)
Game	
33	Archie Manning at Green Bay 9-10-78 (53 attempts)
29	Kenny Stabler vs. Tampa Bay 12-5-82 (43 attempts)
28	Archie Manning at Green Bay 9-9-79 (45 attempts)
Opponent/Game	
29	Jeff Kemp at San Francisco 9-21-86 (44 attempts)
29	Jim Everett, Rams 11-26-89 (51 attempts)
MOST CONSECUTIVE COMPLETIONS	
15	Archie Manning, 1979 (7th and 8th games)
Opponent	
18	Don Majkowski at Green Bay 9-17-89
PASSING PERCENTAGE	
Career	
58.1	Bobby Hebert, 1985-89 (1,385 att., 804 comp.)
57.2	Ken Stabler, 1982-84 (500 att., 326 comp.)
55.4	Archie Manning, 1971-82 (3,335 att., 1,849 comp.)
Season	
62.9	Bobby Hebert, 1989 (353 att., 222 comp.)
61.9	Ken Stabler, 1982 (189 att., 117 comp.)
61.8	Archie Manning, 1978 (471 att., 291 comp.)
Game	
87.0	Bobby Hebert vs. Denver 11-20-88 (20-23)
84.2	Bobby Hebert vs. Dallas 9-10-89 (16-19)
Opponent/Game	
90.9	Scott Hunter at Atlanta 10-31-76 (10-11)
90.5	Lynn Dickey, Green Bay 12-13-81 (19-21)
TOUCHDOWN PASSES	
Career	
115	Archie Manning, 1971-82
57	Bobby Hebert, 1985-89
Season	
23	Archie Manning, 1980
20	Billy Kilmer, 1969
20	Bobby Hebert, 1988
Game	
6	Billy Kilmer at St. Louis 11-2-69
4	Bobby Hebert vs. San Francisco 9-4-88
Opponent/Game	
6	Charley Johnson at St. Louis 11-2-69
PASSES HAD INTERCEPTED	
Career	
156	Archie Manning, 1971-82
62	Billy Kilmer, 1967-70
55	Dave Wilson, 1981-89
Season	
21	Archie Manning, 1972
20	Archie Manning, 1979, 1980
Game	
5	Archie Manning vs. Atlanta 9-16-73
5	Archie Manning vs. Rams 10-7-79
Opponent/Game	
5	Randy Wright, Green Bay 9-14-86
5	Scott Campbell at Atlanta 11-1-87
MOST TIMES SACKED	
Career	
337	Archie Manning, 1971-82
98	Dave Wilson, 1981-89
85	Billy Kilmer, 1967-70

Season	
49	Archie Manning, 1975
43	Archie Manning, 1972
41	Archie Manning, 1980
Game	
9	Dave Wilson at San Francisco 11-13-83
9	Dave Wilson at Los Angeles Rams 11-3-85
Opponent/Game	
7	Wade Wilson at Minnesota 12-21-86

TOTAL OFFENSE

MOST RUNNING AND PASSING PLAYS

Career	
3,693	Archie Manning, 1971-82 (3,335 passing)
1,477	Bobby Hebert, 1985-89 (1,385 passing)
Season	
532	Archie Manning, 1980 (509 passing)
515	Bobby Hebert, 1988 (478 passing)
511	Archie Manning, 1972 (448 passing)
509	Archie Manning, 1978 (471 passing)
Game	
54	Archie Manning at Green Bay 9-10-78
54	Archie Manning vs. New England 21-19-72
Opponent/Game	
61	Steve Grogan at New England 11-12-89 (59 passing)

MOST TOTAL YARDS (does not include yards lost attempting to pass)

Career	
23,792	Archie Manning, 1971-82 (21,734 passing)
9,968	Bobby Hebert, 1985-89 (9,667 passing)
Season	
3,882	Archie Manning, 1980 (3,716 passing)
3,618	Archie Manning, 1978 (3,416 passing)
Game	
381	Archie Manning at San Francisco 12-7-80 (377 passing)
353	Archie Manning at San Francisco 9-23-79 (355 passing)
345	Billy Kilmer at St. Louis 11-2-69 (all passing)
Opponent/Game	
452	Jim Everett, Rams 11-26-89 (454 passing)

PUNTING

MOST PUNTS

Career	
447	Tom Blanchard, 1974-78 (41.3 avg.)
363	Brian Hansen, 1984-88 (42.0 avg.)
Season	
101	Tom Blanchard, 1976 (39.3 avg.)
92	Tom Blanchard, 1975 (41.0 avg.)
89	Russell Erxleben, 1980 (39.2 avg.)
Game	
12	Tom Blanchard vs. Minnesota 11-16-75 (42.9 avg.)
11	Steve O'Neal at San Francisco 10-21-73 (41.6 avg.)
11	Russell Erxleben vs. Washington 12-26-82 (44.7 avg.)
Opponent/Game	
10	John James at Atlanta 10-20-74 (42.0 avg.)
10	Dan Pastorini, Houston 10-3-76 (40.2 avg.)
10	Ray Guy at Raiders 10-13-85 (44.9 avg.)

HIGHEST AVERAGE

Career	
42.3	Tom McNeill, 1967-69 (130 punts)
42.0	Brian Hansen, 1984-88 (363 punts)
Season	
43.8	Brian Hansen, 1984 (69 punts)
43.0	Russell Erxleben, 1982 (46 punts)

LONGEST PUNT

81	Tom McNeill vs. Dallas 9-28-69
Opponent/Longest Punt	
87	Dave Finzer at Chicago 10-7-84

PUNT RETURNS

MOST RETURNS

Career	
104	Jeff Groth, 1981-84 (8.5 avg.)
75	Rich Mauti, 1977-83 (8.1 avg.)
Season	
39	Jeff Groth, 1983 (7.1 avg.)
38	Rich Mauti, 1977 (7.4 avg.)
37	Howard Stevens, 1974 (10.2 avg.)
37	Jeff Groth, 1981 (11.8 avg.)
Game	
6	Pete Athas vs. Houston 10-3-76 (161 yards)
6	Rod Harris at Detroit 12-3-89 (38 yards)
6	Bobby Morse vs. Indianapolis 12-24-89 (28 yards)
Opponent/Game	
10	Mike Nelms, Washington 12-26-82 (106 yards)

MOST YARDS

Career	
887	Jeff Groth, 1981-84 (104 returns)
657	Mel Gray, 1986-88 (49 returns)
610	Rich Mauti, 1977-83 (75 returns)
Season	
436	Jeff Groth, 1981 (37 returns)
376	Howard Stevens, 1974 (37 returns)
352	Mel Gray, 1987 (24 returns)
Game	
161	Pete Athas vs. Houston 10-3-76 (6 returns)
130	Mel Gray vs. Tampa Bay 12-6-87 (2 returns)
Opponent/Game	
143	Chuck Latourette, St. Louis 9-29-68 (3 returns)

BEST AVERAGE

Career (min. 25 returns)	
13.4	Mel Gray, 1986-88 (49 returns)
10.1	Howard Stevens, 1973-74 (54 returns)
Season (min. 10 returns)	
14.7	Mel Gray, 1987 (24 returns)
12.2	Gil Chapman, 1975 (17 returns)
12.2	Mel Gray, 1988 (25 returns)

LONGEST RETURN

80	Mel Gray vs. Tampa Bay 12-6-87
Opponent/Longest Return	
88t	Mike Fuller, San Diego 10-9-77

PUNTS RETURNED FOR TOUCHDOWNS

66	Mel Gray vs. Denver 11-20-88
56	Derrick Shepard vs. Dallas 9-10-89
53	Charlie Brown vs. Pittsburgh 12-15-68
Opponent/Longest Punt Returns for Touchdowns (Total of 13)	
88	Mike Fuller, San Diego 10-9-77
86	Chuck Latourette, St. Louis 9-29-68
84	Ron Smith at San Diego 11-18-73

KICKOFF RETURNS

MOST RETURNS

Career	
124	Rich Mauti, 1977-83 (22.9 avg.)
94	Mel Gray, 1986-88 (23.3 avg.)
Season	
43	Margene Adkins, 1972 (23.7 avg.)
41	Jimmy Rogers, 1980 (22.9 avg.)
Game	
6	Walt Roberts at Baltimore 12-10-67 (123 yds)
6	Rich Mauti vs. Atlanta 10-19-80 (137 yds)

6	Rich Mauti vs. Philadelphia 9-16-79 (131 yds)
6	Jimmy Rogers vs. Philadelphia 11-9-80 (138 yds)
6	Jimmy Rogers at San Francisco 12-7-80 (127 yds)
6	Jimmy Rogers vs. New England 12-21-80 (118 yds)
6	Mel Gray vs. San Francisco 9-4-88 (144 yds)
Opponent/Game	
7	Dennis Pearson, Atlanta 9-2-79 (122 yards)

MOST YARDS

Career	
2,836	Rich Mauti, 1977-83 (124 returns)
2,192	Mel Gray, 1986-88 (94 returns)
Season	
1,020	Margene Adkins, 1972 (43 returns)
930	Jimmy Rogers, 1980 (41 returns)
Game	
186	Mel Gray at San Francisco 9-21-86 (3 returns)
172	John Gilliam vs. Rams 9-17-67 (4 returns)
Opponent/Game	
189	Dave Hampton at Green Bay 11-28-71 (5 returns)

BEST AVERAGE

Career (min. 25 returns)	
26.3	Walt Roberts, 1967 (28 returns)
26.1	John Gilliam, 1967-68, 1977 (31 returns)
Season (min. 10 returns)	
27.9	Don Shy, 1969 (16 returns)
27.9	Mel Gray, 1986 (31 returns)
27.8	Bobby Morse, 1989 (10 returns)

LONGEST RETURN

101t	Mel Gray at San Francisco 9-21-86
Opponent/Longest Return	
105t	Travis Williams at Rams 12-5-71

KICKOFFS RETURNED FOR TOUCHDOWNS

101	Mel Gray at San Francisco 9-21-86
99	Bobby Morse at Detroit 12-3-89
94	John Gilliam vs. Rams 9-17-67
92	Clarence Chapman at San Francisco 11-27-77
91	Walt Roberts vs. Philadelphia 11-5-67
Opponent/Kickoffs Returned for Touchdowns	
105	Travis Williams at Rams 12-5-71
94	Cliff Austin at Atlanta 10-20-85
93	Steve Odom, Green Bay 10-12-75
90	Dave Hampton at Green Bay 11-28-71

INTERCEPTIONS

MOST INTERCEPTIONS	
Career	
37	Dave Waymer, 1980-89 (395 yards)
36	Tommy Myers, 1972-81 (621 yards)
Season	
10	Dave Whitsell, 1967 (178 yards)
9	Dave Waymer, 1986 (48 yards)
Game	
3	Tommy Myers vs. Minnesota 9-3-78 (151 yards)
3	Dave Waymer vs. Philadelphia 10-6-85 (28 yards)
3	Reggie Sutton at Chicago 10-18-87 (42 yards)
Opponent/Game	
3	Pat Thomas, Rams 10-7-79 (5 yards)
3	Leonard Coleman at Indianapolis 10-12-86 (31 yards)

MOST YARDS RETURNED

Career	
621	Tommy Myers, 1972-81 (36 returns)
395	Dave Waymer, 1980-89 (37 returns)

Season

178	Dave Whitsell, 1967 (10 returns)
167	Tommy Myers, 1978 (6 returns)
Game	
151	Tommy Myers vs. Minnesota 9-3-78 (3 returns)
94	Bo Burris vs. Minnesota 10-13-68 (1 return)
Opponent/Game	
93	Ross Fichtner, Cleveland 10-1-67 (2 returns)

MOST RETURNS FOR TOUCHDOWNS

Career	
3	Jim Merlo, 1973-79
2	Dave Whitsell, 1967-69
2	Tommy Myers, 1972-81
2	Johnnie Poe, 1981-87
2	Dennis Winston, 1982-85
Season	
2	Dave Whitsell, 1967
2	Jim Merlo, 1976
2	Dennis Winston, 1984

LONGEST RETURNS

97t	Tommy Myers vs. Minnesota 9-3-78
94t	Bo Burris vs. Minnesota 10-13-68
Opponent/Longest Returns	
88	Ross Fichtner, Cleveland 10-1-67#
78t	Jesse Solomon at Minnesota 12-4-88
#	Lateral from Erich Barnes

QUARTERBACK SACKS

MOST SACKS

Career	
79.5	Rickey Jackson, 1981-89
43	Elois Grooms, 1975-81
Season	
16.5	Pat Swilling, 1989 (164 yards)
12	Elois Grooms, 1979 (107 yards)
12	Don Reese, 1979 (90 yards)
12	Rickey Jackson, 1984 (95 yards)
Game	
4	Rickey Jackson at Atlanta 12-14-86 (33 yards)
4	Rickey Jackson at Detroit 9-18-88 (34 yards)
Opponent/Game	
6	Fred Dean at San Francisco 11-13-83 (41 yards)

FUMBLES

MOST OPPONENTS' RECOVERED

Career	
14	Dave Waymer, 1980-89
10	Bob Pollard, 1971-76
10	Rickey Jackson, 1981-89
Season	
5	Joe Federspiel, 1975
5	Maurice Spencer, 1976
5	Jack Del Rio, 1985
5	James Geathers, 1989
Game	
3	Maurice Spencer vs. Atlanta 10-10-76

LONGEST FUMBLE RETURN

52t	Bob Pollard at Chicago 10-2-77
Opponent/Longest Fumble Return	
96t	C.L. Whittington, Houston 10-3-76

MOST TIMES FUMBLED

Career	
57	Archie Manning, 1971-82
Season	
11	George Rogers, 1981 (6 lost)
Game	
3	Billy Kilmer at St. Louis 12-3-67
3	Billy Kilmer vs. Cleveland 10-12-69
3	Howard Stevens at Dallas 9-24-73
3	Hokie Gajan vs. Tampa Bay 9-22-85 (2 lost)
3	Rueben Mayes vs. San Francisco 10-25-87 (2 lost)
3	Rueben Mayes at Pittsburgh 11-29-87 (2 lost)

Saints Team Records

*Records set as a result of the (1982) nine-game season

SCORING MOST POINTS

Season	
422 1987	
386 1989	
370 1979	
Opponent/Season	
487 1980	
Game	
51 Saints 51 at St. Louis 42, 11-2-69	
51 Saints 51 at Seattle 27, 11-21-76	
Opponent/Game	
62 Atlanta 62 at Saints 7, 9-16-73	
Half	
42 at Tampa Bay 10-14-79 (2nd)	
Opponent/Half	
38 Atlanta 9-16-73 (2nd)	
Quarter	
28 at Seattle 11-21-76 (3rd)	
28 vs. Oakland 12-3-79 (2nd)	
Opponent/Quarter	
28 at Philadelphia 11-19-67 (2nd)	
28 at Chicago 10-10-71 (2nd)	
28 vs. Rams 10-7-79 (2nd)	
FEWEST POINTS	
Season	
129 1982*	
163 1973	
165 1975	
166 1974	
Opponent/Season	
160 1982*	
263 1974	
Game	
0 10 times (last time at New England 12-4-83)	
Opponent/Game	
8 times (last time Dallas 9-10-89)	
MOST TOUCHDOWNS	
Season	
46 1979, 1987, 1989	
Opponent/Season	
60 1980	

Game	
7 at St. Louis 11-2-69	
6 at Seattle 11-21-76	
6 at Chicago 10-2-77	
6 at Tampa Bay 10-14-79	
6 vs. Denver 11-20-88	
Opponent/Game	
8 Atlanta, 9-16-73	

FEWEST TOUCHDOWNS	
Season	
16 1973, 1982*	
17 1970	
Opponent/Season	
19 1982*	
29 1988	

MOST GAMES WITHOUT YIELDING A TOUCHDOWN	
4 1988 (1 Shutout)	

MOST TOUCHDOWNS RUSHING	
Season	
28 1979	
20 1983, 1987	
Opponent/Season	
28 1980	

Game	
5 at Tampa Bay 10-14-79	
Opponent/Game	
5 at St. Louis 10-23-77	

FEWEST TOUCHDOWNS RUSHING	
Season	
4 1970, 1985	
5 1972, 1973	
Opponent/Season	
6 1987	
7 1988	

MOST TOUCHDOWNS PASSING	
Season	
26 1980	
23 1987, 1989	

Opponent/Season	
32 1969	
31 1980	
Game	
6 at St. Louis 11-2-69	
Opponent/Game	
6 at St. Louis 11-2-69	

FEWEST TOUCHDOWNS PASSING	
Season	
8 1975, 1976, 1981, 1982*	
Opponent/Season	
11 1982*	
15 1973, 1977	

MOST FIELD GOALS	
Season	
33 1987 (42 attempts)	
31 1985 (35 attempts)	
Opponent/Season	
31 1972 (34 attempts)	
Game	
5 at Green Bay (Milw.) 11-28-71	
5 vs. Rams 12-1-85 (5 attempts)	
5 vs. San Francisco 10-25-87 (7 attempts)	
Opponent/Game	
6 Bobby Howfield at Jets 12-3-72 (7 attempts)	
6 Ray Wersching, San Francisco 10-16-83 (6 attempts)	

MOST POINTS AFTER TOUCHDOWN	
Season	
44 1979 (46 attempts)	
44 1989 (46 attempts)	
43 1987 (46 attempts)	
Opponent/Season	
56 1980 (60 attempts)	
Game	
6 at St. Louis 11-2-69 (7 attempts)	
6 at Seattle 11-21-76 (6 attempts)	
6 at Chicago 10-2-77 (6 attempts)	
6 at Tampa Bay 10-14-79 (6 atts.)	
6 vs. Denver 11-20-88 (6 attempts)	
Opponent/Game	
8 Atlanta, 9-16-73 (8 attempts)	

FEWEST POINTS AFTER TOUCHDOWN	
Season	
15 1982* (16 attempts)	
16 1970 (17 attempts)	
16 1973 (16 attempts)	
Opponent/Season	
19 1982* (19 attempts)	
28 1988 (29 attempts)	

GREATEST MARGIN OF VICTORY	
42 Denver 0 at Saints 42, 11-20-88	
GREATEST MARGIN OF DEFEAT	
55 Atlanta 62 at Saints 7, 9-16-73	

MOST CONSECUTIVE GAMES SCORING	
97 Current beginning game 15, 1983	

LONGEST WINNING STREAK	
9 1987 (games 7-15)	

LONGEST LOSING STREAK	
14 First 14 games of 1980	

FIRST DOWNS MOST FIRST DOWNS	
Season	
315 1979	
305 1988	
304 1987, 1989	
Opponent/Season	
360 1980	
Game	
32 vs. Atlanta 1-2-83	
30 at St. Louis 10-11-87	
Opponent/Game	
35 Atlanta 9-2-79	

FEWEST FIRST DOWNS	
Season	
173 1982*	
183 1970	
Opponent/Season	
150 1982*	
226 1974	
Game	
2 at San Francisco 10-21-73	
3 vs. St. Louis 10-5-80	

Opponent/Game

8 at Houston 9-30-84
8 Green Bay, 10-12-75

MOST FIRST DOWNS RUSHING**Season**

160 1979
135 1983
131 1984

Opponent/Season

178 1980

Game

19 at Seattle 11-21-76

Opponent/Game

23 St. Louis 10-4-80

FEWEST FIRST DOWNS RUSHING**Season**

67 1967
79 1982*
80 1968

Opponent/Season

58 1982*
79 1989

Game

0 at Philadelphia 10-26-69
0 vs. St. Louis 10-5-80

Opponent/Game

0 vs. New England 11-30-86
0 at Detroit 9-18-88

MOST FIRST DOWNS PASSING**Season**

183 1980
178 1988
167 1989

Opponent/Season

198 1989
197 1986

Game

18 vs. Tampa Bay 12-5-82

Opponent/Game

22 at San Francisco 11-13-83

FEWEST FIRST DOWNS PASSING**Season**

76 1982*
82 1975

Opponent/Season

81 1982*
103 1977

Game

0 at San Francisco 10-21-73

Opponent/Game

0 at St. Louis 10-11-87

MOST FIRST DOWNS BY PENALTY**Season**

31 1969, 1971
30 1984

Opponent/Season

34 1987

Game

7 at Jets 10-26-86
7 at Tampa Bay 9-24-89

Opponent/Game

6 San Francisco, 10-25-87
6 at New England 11-12-89

**NET YARDS
MOST YARDS GAINED**

Season

5,627 1979 (3,151 passing)
5,328 1989 (3,380 passing)
5,131 1988 (3,085 passing)

Opponent/Season

6,218 1980 (3,112 passing)

Game

526 vs. Miami 12-7-86 (269 passing)
519 at San Francisco 12-7-80
(376 passing)
512 vs. Atlanta 9-2-79 (324 passing)
512 at San Francisco 9-23-79
(338 passing)

Opponent/Game

552 Atlanta 9-2-79 (295 passing)

FEWEST YARDS GAINED**Season**

2,655 1982* (1,398 passing)
3,189 1975 (1,547 passing)

Opponent/Season

2,607 1982* (1,633 passing)
3,795 1974 (2,039 passing)

Game

60 vs. Minnesota 11-16-75
(67 rushing, -7 passing)

80 vs. St. Louis 10-5-80

(15 rushing, 65 passing)

82 at San Francisco 10-21-73

(97 rushing, -15 passing)

Opponent/Game

133 at Houston 9-30-84

(84 rushing, 49 passing)

133 at Chicago 10-18-87

(67 rushing, 66 passing)

**HIGHEST AVERAGE PER
OFFENSIVE PLAY**

Season

5.7 1979 (995-5,627)

Opponent/Season

5.6 1980 (1,101-6,218)

Game

8.1 vs. Atlanta 9-2-79 (512 yards)

Opponent/Game

8.1 at St. Louis 11-2-69 (473 yards)

**RUSHING
MOST YARDS**

Season

2,476 1979 (551 carries)
2,461 1983 (595 carries)
2,286 1981 (546 carries)

Opponent/Season

3,106 1980 (630 carries)

Game

307 at Rams 11-8-81 (52 carries)
299 at Kansas City 9-26-76
(44 carries)
272 vs. St. Louis 9-4-83 (40 carries)

Opponent/Game

340 Rams 11-25-73 (55 carries)

FEWEST YARDS**Season**

1,193 1967 (334 carries)
1,215 1970 (371 carries)
1,230 1972 (336 carries)

Opponent/Season

974 1982* (255 carries)
1,326 1989 (373 carries)

Game

7 vs. San Francisco 10-1-72
(16 carries)
15 vs. St. Louis 10-5-80 (9 carries)

Opponent/Game

2 New England 11-30-86
(18 carries)
14 Giants 11-27-88 (17 carries)

MOST ATTEMPTS**Season**

595 1983 (2,461 yards)
569 1987 (2,190 yards)
546 1981 (2,286 yards)

Opponent/Season

630 1980 (3,106 yards)
623 1977 (2,729 yards)

Game

55 at Atlanta 10-20-74 (232 yards)
55 at San Francisco 10-15-78
(175 yards)

Opponent/Game

62 St. Louis 10-5-80 (330 yards)

FEWEST ATTEMPTS**Season**

331 1982* (1,257 yards)
334 1967 (1,193 yards)
336 1972 (1,230 yards)

Opponent/Season

255 1982* (974 yards)
373 1989 (1,326 yards)

Game

9 vs. St. Louis 10-5-80 (15 yards)

Opponent/Game

10 Dallas 9-10-89 (20 yards)

HIGHEST AVERAGE PER RUSH**Season**

4.5 1979 (551-2,476)

Opponent/Season

4.9 1980 (630-3,106)

Game

7.1 vs. Miami 12-7-86 (36-257)

Opponent/Game

7.5 at Rams 12-5-71 (39-293)

LOWEST AVERAGE PER RUSH**Season**

3.3 1970 (371-1,215)

Opponent/Season

3.2 1986 (486-1,559)

Game
0.4 vs. San Francisco 10-1-72 (16-7)
Opponent/Game
0.1 New England 11-30-86 (18-2)

PASSING **MOST NET YARDS**

Season
3,648 1980
3,380 1989
Opponent/Season
3,860 1989
Game
376 at San Francisco 12-7-80
345 at St. Louis 11-2-69
340 at Pittsburgh 11-5-78
Opponent/Game
415 Rams 11-26-89

FEWEST NET YARDS

Season
1,398 1982*
1,547 1975
1,573 1977
Opponent/Season
1,633 1982*
1,900 1977
Game
-15 at San Francisco 10-21-73
-7 vs. Minnesota 11-16-75
0 at San Francisco 10-17-76
Opponent/Game
4 at St. Louis 10-11-87
16 at New England 12-4-83

MOST ATTEMPTS

Season
566 1980 (334 completed)
508 1985 (260 completed)
Opponent/Season
577 1989 (320 completed)
575 1986 (330 completed)
Game
53 at Green Bay 9-10-78
(33 completed)
52 vs. New England 12-10-72
(24 completed)
52 vs. San Francisco 11-23-75
(25 completed)

Opponent/Game
59 at New England 11-12-89
(27 completed)

FEWEST ATTEMPTS

Season
248 1982* (137 completed)
321 1977 (166 completed)
Opponent/Season
245 1982* (149 completed)
333 1971 (175 completed)
Game
4 at San Francisco 10-15-78
(2 completed)
Opponent/Game
10 at New England 12-4-83
(3 completed)
10 at St. Louis 10-11-87
(3 completed)

MOST COMPLETIONS

Season
334 1980 (566 attempts)
294 1978 (479 attempts)
Opponent/Season
330 1986 (575 attempts)
Game
33 vs. Green Bay 9-10-78
(53 attempts)
Opponent/Game
29 at San Francisco 9-21-86
(44 attempts)
29 Rams 11-26-89 (51 attempts)

FEWEST COMPLETIONS

Season
137 1982* (248 attempts)
163 1973 (338 attempts)
166 1977 (321 attempts)
Opponent/Season
149 1982* (245 attempts)
153 1968 (366 attempts)
154 1977 (290 attempts)
Game
2 at San Francisco 10-15-78
(4 attempts)
Opponent/Game
3 at New England 12-4-83
(10 attempts)

3 at St. Louis 10-11-87
(10 attempts)

BEST COMPLETION PERCENTAGE

Season
61.6 1989 (284-461)
61.4 1978 (294-479)
Opponent/Season
60.9 1981 (287-471)
60.8 1982 (149-245)
Game
87.0 vs. Denver 11-20-88 (20-23)
84.2 vs. Dallas 9-10-89 (16-19)
Opponent/Game
90.5 Green Bay 12-13-81 (19-21)

LOWEST COMPLETION PERCENTAGE

Season
46.2 1975 (181-392)
47.0 1971 (182-387)
Opponent/Season
41.8 1968 (153-366)
Game
23.5 vs. Rams 9-13-81 (4-17)
26.9 at Chicago 10-7-84 (7-26)
27.0 at Minnesota 12-4-88 (10-37)
27.3 at Dallas 12-19-82 (6-22)
Opponent/Game
25.0 Chicago 12-1-68 (5-20)

MOST PASSES HAD INTERCEPTED

Season
29 1968
28 1984
Opponent/Season
31 1987
Game
6 vs. Atlanta 9-16-73
5 vs. Rams 10-7-79
Opponent/Game
7 Green Bay 9-14-86

FEWEST PASSES HAD INTERCEPTED

Season
12 1987
14 1971, 1976, 1982*
Opponent/Season
9 1982*
10 1977

INTERCEPTIONS **MOST INTERCEPTIONS**

Season
31 1987
26 1979, 1986
Opponent/Season
29 1968
Game
7 vs. Green Bay 9-14-86
5 at Atlanta 11-1-87
Opponent/Game
6 Atlanta 9-16-73

FEWEST INTERCEPTIONS

Season
9 1982*
10 1977
Opponent/Season
12 1987

MOST RETURN YARDAGE

Season
412 1983 (23 returns)
351 1979 (26 returns)
Opponent/Season
479 1981 (27 returns)
Game
176 vs. Minnesota 9-3-78 (4 returns)
126 vs. Minnesota 10-13-68 (2 returns)
Opponent/Game
136 at Minnesota 12-4-88 (2 returns)

FEWEST RETURN YARDAGE

Season
73 1969 (12 returns)
83 1977 (10 returns)
Opponent/Season
79 1982* (14 returns)
140 1976 (14 returns)

MOST RETURNS FOR TOUCHDOWNS

Season
3 1976, 1983, 1984
Opponent/Season
5 1983
4 1977
Game
1 23 times

Opponent/Game

3 Tampa Bay 12-11-77
2 at Green Bay 12-2-73
2 Rams 12-18-83
2 at Minnesota 12-4-88

**QUARTERBACK SACKS
MOST SACKS**

Season

56 1983 (437 yards)
55 1984 (420 yards)

Opponent/Season

58 1985 (461 yards)

Game

9 vs. Rams 12-1-85 (69 yards)
8 vs. Chicago 9-18-83 (73 yards)

Opponent/Game

9 Rams 10-24-76 (78 yards)
9 at San Francisco 11-13-83 (77 yards)
9 at Rams 11-3-85 (63 yards)

FEWEST SACKS**Season**

17 1970 (136 yards)
23 1967 (199 yards)

Opponent/Season

17 1979 (140 yards)

MOST YARDS ON SACKS**Season**

437 1983 (56 sacks)
420 1984 (55 sacks)

Opponent/Season

461 1985 (58 sacks)

Game

73 vs. Chicago 9-18-83 (8 sacks)

Opponent/Game

81 vs. San Diego 10-9-77 (8 sacks)

**PUNTING
MOST PUNTS**

Season

101 1976 (39.3 avg.)
92 1975 (41.0 avg.)
91 1974 (41.8 avg.)

Opponent/Season

87 1976 (39.9 avg.)

Game

12 vs. Minnesota 11-16-75
11 at San Francisco 10-21-73
11 vs. Washington 12-26-82

Opponent/Game

10 at Atlanta 10-20-74
10 Houston 10-3-76
10 at Raiders 10-13-85

FEWEST PUNTS**Season**

46 1982* (43.0 avg.)
49 1969 (41.4 avg.)

Opponent/Season

50 1971 (41.2 avg.)

Game

0 vs. Atlanta 1-2-83
1 6 different times

Opponent/Game

0 at San Francisco 11-14-72
0 at Giants 10-8-67
1 12 different times

BEST AVERAGE**Season**

43.1 1984 (70 punts)
42.9 1967 (74 punts)
42.7 1986 (82 punts)

Opponent/Season

44.5 1973 (63 punts)

LOWEST AVERAGE**Season**

37.6 1968 (75 punts)
39.0 1989 (71 punts)

Opponent/Season

37.5 1987 (73 punts)

**PUNT RETURNS
MOST RETURNS**

Season

53 1989 (428 yards)
47 1986 (377 yards)

Opponent/Season

65 1976 (739 yards)

Game

7 vs. New England 11-30-86 (66 yards)
7 at Detroit 12-3-89 (48 yards)

Opponent/Game

10 Washington 12-26-82 (106 yards)

FEWEST RETURNS**Season**

16 1971 (100 yards)
16 1972 (43 yards)

Opponent/Season

27 1969 (176 yards)

MOST YARDS RETURNED**Season**

468 1987 (41 returns)
428 1989 (53 returns)

Opponent/Season

906 1974 (59 returns)

Game

161 vs. Houston 10-3-76 (6 returns)

Opponent/Game

143 St. Louis 9-29-68 (3 returns)

BEST AVERAGE**Season**

11.8 1988 (35 returns)
11.4 1987 (41 returns)

Opponent/Season

15.4 1974 (59 returns)

LOWEST AVERAGE**Season**

2.7 1972 (16 returns)
3.4 1967 (23 returns)

Opponent/Season

5.8 1971 (43 returns)

**KICKOFF RETURNS
MOST RETURNS**

Season

88 1980 (22.5 avg.)
72 1967 (24.2 avg.)
72 1984 (20.3 avg.)

Opponent/Season

76 1979 (20.0 avg.)

Game

9 at Philadelphia 11-19-67 (231 yards)
9 vs. San Francisco 10-1-72
(201 yards)

Opponent/Game

8 Washington 9-22-68 (140 yards)
8 Atlanta 9-2-79 (127 yards)

FEWEST RETURNS**Season**

26 1982* (22.2 avg.)
47 1973 (20.1 avg.)

Opponent/Season

20 1982* (19.4 avg.)
33 1973 (21.9 avg.)

MOST YARDS RETURNED**Season**

1,983 1980 (22.5 avg.)
1,739 1967 (24.2 avg.)

Opponent/Season

1,523 1979 (20.0 avg.)

Game

233 at San Francisco 9-21-86 (5 returns)
231 at Philadelphia 11-19-67 (9 returns)

Opponent/Game

190 at San Francisco 10-22-67
(4 returns)

BEST AVERAGE**Season**

24.2 1967 (72 returns)
24.2 1986 (55 returns)

Opponent/Season

25.5 1975 (42 returns)

LOWEST AVERAGE**Season**

19.6 1974 (53 returns)
19.6 1976 (60 returns)
19.7 1970 (53 returns)

Opponent/Season

17.9 1989 (55 returns)

**PENALTIES
MOST PENALTIES**

Season

112 1978 (1,044 yards)
109 1981 (899 yards)
109 1986 (855 yards)
108 1987 (994 yards)

Opponent/Season

119 1984 (1,025 yards)

Game

14 vs. Minnesota 9-3-78 (132 yards)
14 vs. St. Louis 9-4-83 (101 yards)
14 vs. Philadelphia 10-6-85 (107 yards)

Opponent/Game

14 at Rams 12-5-71 (119 yards)
14 Atlanta 9-2-84 (143 yards)

FEWEST PENALTIES

Season	
58	1973 (516 yards)
Opponent/Season	
50	1982* (454 yards)
53	1972 (711 yards)
Game	
0	vs. Seattle 11-10-85
Opponent/Game	
0	at Washington 9-21-75
0	at San Francisco 12-11-88

MOST PENALTY YARDS

Season	
1,044	1978 (112 penalties)
1,029	1970 (91 penalties)
994	1987 (108 penalties)
Opponent/Season	
1,079	1981 (117 penalties)
Game	
142	at Giants 10-6-68 (12 penalties)
Opponent/Game	
143	Atlanta 9-2-84 (14 penalties)

FEWEST PENALTY YARDS

Season	
514	1982* (64 penalties)
516	1973 (58 penalties)
Opponent/Season	
454	1982* (50 penalties)
628	1988 (77 penalties)

FUMBLES

MOST FUMBLES

Season	
40	1981 (20 lost)
36	1983 (22 lost)

Opponent/Season

43 1975 (22 lost)

Game

7 at Rams 11-8-81 (2 lost)
7 vs. New England 11-30-86 (5 lost)

Opponent/Game

7 Cleveland 12-12-71 (5 lost)
7 at Rams 12-16-79 (4 lost)
7 at Jets 10-26-86 (2 lost)

FEWEST FUMBLES

Season

17 1982* (10 lost)
19 1968 (11 lost)
20 1977 (11 lost)

Opponent/Season

20 1969 (10 lost)

MOST FUMBLES LOST

Season

22 1983 (36 fumbles)
20 1981 (40 fumbles)

Opponent/Season

27 1976 (37 fumbles)

Game

5 vs. New England 11-30-86
(7 fumbles)

Opponent/Game

5 Dallas 11-3-68
5 Cleveland 12-12-71
5 at Atlanta 11-25-79

FEWEST FUMBLES LOST

Season

10 1982* (17 fumbles)
11 1968, 1971, 1974, 1977

Opponent/Season

10 1967, 1969, 1984

TWO-TEAM RECORDS

SCORING MOST POINTS

93 New Orleans 51 at St. Louis 42, 11-2-69

FEWEST POINTS

6 Rams 0 at New Orleans 6, 11-9-86

MOST TOUCHDOWNS

13 New Orleans 7 at St. Louis 6, 11-2-69

FEWEST TOUCHDOWNS

0 Rams at New Orleans, 11-9-86

FIRST DOWNS MOST FIRST DOWNS

58 Atlanta 35 at New Orleans 23, 9-2-79

FEWEST FIRST DOWNS

20 Minnesota 8 at New Orleans 12, 9-12-70

NET YARDS MOST YARDS GAINED

1,064 Atlanta 552 at New Orleans 512, 9-2-79

FEWEST YARDS GAINED

379 San Francisco 295 at New Orleans 84,
10-1-72

RUSHING MOST RUSHES

86 New Orleans 39 at Atlanta 47, 12-16-73

MOST YARDS

490 Rams 340 at New Orleans 150, 11-25-73

FEWEST YARDS

111 San Francisco 76 at New Orleans 35,
10-8-89

MOST TOUCHDOWNS RUSHING

7 New Orleans 4, at Seattle 3, 11-21-76

PASSING MOST YARDS

719 New Orleans 374 at St. Louis 345, 11-2-69

FEWEST YARDS

77 San Francisco 44 at New Orleans 33,
11-13-77

MOST PASSES ATTEMPTED

83 Kansas City 35 at New Orleans 48, 9-8-85

MOST PASSES COMPLETED

52 San Francisco 21 at New Orleans 31,
10-8-89

MOST TOUCHDOWNS PASSING

12 New Orleans 6 at St. Louis 6, 11-2-69

MOST PASSES HAD INTERCEPTED

9 Green Bay 7 at New Orleans, 2, 9-14-86

PENALTIES MOST PENALTIES

23 Atlanta 14 at New Orleans 9, 9-2-84

FEWEST PENALTIES

2 New Orleans 2 at San Francisco 0,
12-11-88

MOST YARDS PENALIZED

218 Atlanta 143 at New Orleans 75, 9-2-84

FEWEST YARDS PENALIZED

11 New Orleans 11 at San Francisco 0, 12-11-88

FUMBLES MOST FUMBLES

10 Cleveland 7 at New Orleans 3, 12-12-71

MOST FUMBLES LOST

8 Cleveland 5 at New Orleans 3, 12-12-71

QUARTERBACK SACKS MOST SACKS

14 Chicago 6 at New Orleans 8, 9-18-83

SAINTS DRAFT TRIVIA

In 24 college drafts (1967-90), the Saints have selected 365 players from 144 different colleges and universities.

BY POSITIONS: 55 running backs, 48 linebackers, 43 wide receivers, 39 cornerbacks, 29 guards, 28 safeties, defensive ends and tackles, 20 defensive tackles, 19 tight ends, 13 quarterbacks, 7 centers, 5 punters and 3 kickers.

BY COLLEGE: 10 from Southern Cal; 8 from Michigan, Missouri, Oklahoma and *Tulane, 7 from Nebraska; 6 from LSU, Notre Dame and Tennessee; 5 from Florida, Georgia, Mississippi, Ohio State, Pittsburgh, San Diego State, Southern, Tulsa, Washington State and West Virginia.

*Bart Graves (1971), Steve Barrios (1972), Rusty Lachaussee (1972), Tommy Thibodeaux (1974), Mike Truax (1974), Charles Hall (1975), Marvin Lewis (1982), Treg Songy (1985).

ON THE ROAD WITH THE SAINTS

London, England	Inter-Continental	(011-44) 71-409-3131
Minnesota	Radisson Plaza	(612) 339-4900
Green Bay (Madison, Wis.)	The Concourse	(608) 257-6000
Atlanta	Atlanta Marriott Marquis	(404) 521-0000
Houston	Stouffer Presidente	(713) 629-1200
Cincinnati	Hyatt Regency	(513) 579-1234
Washington	Crystal City Marriott	(703) 521-2500
Dallas	The Summit Hotel	(214) 243-3363
Los Angeles Rams	Doubletree at the City	(714) 634-4500
San Francisco	The Westin Airport	(415) 692-3500

HEAD COACHES 1967-1989

Year	W	L	T	Year	W	L	T
	Tom Fears				Dick Nolan		
1967	3	11	0	1978	7	9	0
1968	4	9	1	1979	8	8	0
1969	5	9	0	1980	0	12	0
1970	1	5	1	Totals	15	29	0
Totals	13	34	2		Dick Stanfel		
	J.D. Roberts			1980	1	3	0
1970	1	6	0		O.A. (Bum) Phillips		
1971	4	8	2	1981	4	12	0
1972	2	11	1	1982	4	5	0
Totals	7	25	3	1983	8	8	0
	John North			1984	7	9	0
1973	5	9	0	1985	4	8	0
1974	5	9	0	Totals	27	42	0
1975	1	5	0		Wade Phillips		
Totals	11	23	0	1985	1	3	0
	Ernie Hefferle				Jim Mora		
1975	1	7	0	1986	7	9	0
	Hank Stram			1987	12	3	0
1976	4	10	0	1988	10	6	0
1977	3	11	0	1989	9	7	0
Totals	7	21	0	Totals	38	25	0

1990 NEW ORLEANS SAINTS OFFICIAL SPONSORS

Gatorade Thirst Quencher	La. Coca-Cola Bottling Co.
M&M/Mars Company	Benson Automotive World
WGNO-TV/26	Frito-Lay, Inc.
Anheuser-Busch	Castrol Motor Oil
Maison Blanche	Miller Brewing Company
Nike	Ambassador North American
Eveready Battery Company	Citibank NFL Visa
Procter & Gamble	Ticketmaster
Harvey Press	WWL-TV
Rally's Hamburgers	WWL-Radio
Hy-Reach Equipment	Amoco Motor Club
French Riviera Spa	

NFL 1989 STANDINGS

NFC EASTERN DIVISION

	W	L	T	Pct.	Pts.	OP
N.Y. Giants	12	4	0	.750	348	252
Philadelphia	11	5	0	.688	342	274
Washington	10	6	0	.625	386	308
Phoenix	5	11	0	.313	258	377
Dallas	1	15	0	.063	204	393

CENTRAL DIVISION

Minnesota	10	6	0	.625	351	275
Green Bay	10	6	0	.625	362	356
Detroit	7	9	0	.438	312	364
Chicago	6	10	0	.375	358	377
Tampa Bay	5	11	0	.313	320	419

WESTERN DIVISION

San Francisco	14	2	0	.875	442	253
L.A. Rams	11	5	0	.688	426	344
New Orleans	9	7	0	.563	386	301
Atlanta	3	13	0	.188	279	437

AFC EASTERN DIVISION

	W	L	T	Pct.	Pts.	OP
Buffalo	9	7	0	.563	409	317
Indianapolis	8	8	0	.500	298	301
Miami	8	8	0	.500	331	379
New England	5	11	0	.313	297	391
N.Y. Jets	4	12	0	.250	253	411

CENTRAL DIVISION

Cleveland	9	6	1	.594	334	254
Houston	9	7	0	.563	365	412
Pittsburgh	9	7	0	.563	265	326
Cincinnati	8	8	0	.500	404	285

WESTERN DIVISION

Denver	11	5	0	.688	362	226
Kansas City	8	7	1	.531	318	286
L.A. Raiders	8	8	0	.500	315	297
Seattle	7	9	0	.438	241	327
San Diego	6	10	0	.375	266	290

1989 POSTSEASON GAMES

(Home Team in CAPS)

WILD CARD GAMES

L.A. Rams 21, PHILADELPHIA 7 (57,869) Pittsburgh 26, HOUSTON 23 (58,306)

DIVISIONAL PLAYOFFS

SAN FRANCISCO 41, Minnesota 13 (64,585) CLEVELAND 34, Buffalo 30 (77,706)
L. A. Rams 19, N.Y. GIANTS 13 (76,325) DENVER 24, Pittsburgh 23 (75,868)

CONFERENCE CHAMPIONSHIPS

SAN FRANCISCO 30, L.A. Rams 3 (64,769) DENVER 37, Cleveland 21 (76,046)

SUPER BOWL XXIV at Louisiana Superdome, New Orleans, La.

San Francisco 55, DENVER 10 (72,919)

AFC-NFC PRO BOWL at Honolulu, Hawaii

NFC 27, AFC 21 (50,445)

NFL PLAYOFF TIEBREAKERS

DIVISION TIEBREAKER

Two Clubs

1. Head-to-Head (best won-lost-tied percentage in games between the clubs).
2. Best won-lost-tied percentage in games played within the division.
3. Best won-lost-tied percentage in games played within the conference.
4. Best won-lost-tied percentage in common games, if applicable.
5. Best net points in division games.
6. Best net points in all games.
7. Strength of schedule.
8. Best net touchdowns in all games.
9. Coin toss.

Three or More Clubs

(Note: If one team wins a multiple-team tiebreaker to advance to playoff round, the remaining teams revert to step 1 of applicable two-club format).

1. Head-to-Head (best won-lost-tied percentage in games among the clubs).
2. Best won-lost-tied percentage in games played within the division.
3. Best won-lost-tied percentage in games played within the conference.
4. Best won-lost-tied percentage in common games.
5. Best net points in division games.
6. Best net points in all games.
7. Strength of schedule.
8. Best net touchdowns in all games.
9. Coin toss.

WILD CARD TIES

1. If all tied clubs are from the same division, apply division tiebreaker.
2. If the tied clubs are from different divisions, apply the following steps.

Two Clubs

1. Head-to-Head, if applicable.
2. Best won-lost-tied percentage played within the conference.
3. Best won-lost-tied percentage in common games, minimum of four.
4. Best average net points in conference games.
5. Best net points in all games.
6. Strength of schedule.
7. Best net touchdowns in all games.
8. Coin toss.

Three or More Clubs

(Note: If one team wins a multiple-team tiebreaker to advance to playoff round, the remaining teams revert to step 1 of applicable two-club format).

1. Head-to-Head sweep (applicable only if one club has defeated each of the others or one club has lost to each of the others).
2. Best won-lost-tied percentage in games played within the conference.
3. Best won-lost-tied percentage in common games, minimum of four.
4. Best average net points in conference games.
5. Best net points in all games.
6. Strength of schedule.
7. Best net touchdowns in all games.
8. Coin toss.

Rule Changes for 1990

The following rule changes will be in effect for the 1990 season, as approved by NFL owners. These are the changes.

1. Reduced the time interval between plays from 45/30 seconds to 45/25 seconds.

2. Amended the start of the game clock to the referee's ready signal after a player goes out of bounds with the ball. The exception is in the final two minutes of the first half and final five minutes of the game.

3. Game clock will be restarted on the referee's ready signal following a kickoff, except in the final two minutes of the first half, final five minutes of the game, or when TV utilizes a commercial opportunity.

4. Game clock will be restarted on the referee's ready signal following any declined penalty, except in the final two minutes of first half or final five minutes of the game.

5. Clarified the penalty for a player who butts, spears or rams an opponent to make it clear that, in addition to a loss of 15 yards, the player may be

disqualified if the action is judged to be of a flagrant or vicious nature.

6. Reaffirmed that the NFL's long-standing Uniform Code Rules will be strictly enforced and was changed to permit a team to wear either all white or all black shoes, whichever it chooses, prior to the start of the season. Note: A kicker may wear black or white shoes when he is in the act of kicking.

7. Permitted still photos shot by game video cameras to be used during the playing of the game so long as the receiving unit is not located in the bench area.

8. The yard lines marking the five-yard lines will be extended four inches beyond the sideline six-foot white border to assist in properly setting the chains at the start of each series.

9. Changed the spot of enforcement for an illegal forward pass from the location of the ball when it is released to the spot where any part of the passer's body is beyond the line of scrimmage when the ball is released.

1990 NFL PRESEASON SCHEDULE

(All Times Local)

SATURDAY, AUGUST 4
Hall of Fame Game
Cleveland (AFC) vs. Chicago (NFC)
Canton, Ohio 1:00
Denver vs. Seattle
Koraduen Dome, Tokyo 10:00*

SUNDAY, AUGUST 5
L.A. Raiders vs. New Orleans
Wembley Stadium, London, England ..12:00#

FIRST WEEK

THURSDAY, AUGUST 9
Detroit at Houston 7:00
New England vs. Pittsburgh
at Montreal 7:30

SATURDAY, AUGUST 11
Kansas City vs. Los Angeles Rams
at Berlin 1:00*
Atlanta vs. Washington
at Chapel Hill, N.C. 7:30
Cincinnati at Tampa Bay 7:00
Cleveland at Green Bay 6:00
Dallas at San Diego 7:00
Denver at Indianapolis 6:30
Los Angeles Raiders at San Francisco 6:00
Miami at Chicago 6:00
New Orleans at Minnesota 7:00
New York Jets at Philadelphia 7:30
Seattle at Phoenix 7:30

MONDAY, AUGUST 13
New York Giants at Buffalo 8:00

SECOND WEEK

FRIDAY, AUGUST 17
Buffalo at Detroit 7:30
Indianapolis at Seattle 7:30
Pittsburgh at Washington 8:00

SATURDAY, AUGUST 18
Chicago at Phoenix 7:30
Cincinnati at Atlanta 7:00
Dallas at Los Angeles Raiders 1:00
Miami at Philadelphia 7:30
New England vs. Tampa Bay
at Jacksonville 8:00
New Orleans vs. Green Bay
at Madison, Wis 1:00
New York Giants at Houston 7:00
New York Jets at Kansas City 7:30
San Diego at Los Angeles Rams 7:00

SUNDAY, AUGUST 19
Minnesota at Cleveland 8:00

MONDAY, AUGUST 20
San Francisco at Denver 6:00

THIRD WEEK

FRIDAY, AUGUST 24
Cincinnati at New England 7:00
Kansas City at Detroit 7:30
Los Angeles Raiders at Chicago 7:00
Tampa Bay at Seattle 6:00

SATURDAY, AUGUST 25
Atlanta vs. Green Bay
at Milwaukee 6:00
Buffalo at New Orleans 7:00
Denver at Miami 8:00
New York Jets at New York Giants 8:00
Phoenix at Los Angeles Rams 7:00
Pittsburgh at Dallas 8:00
San Francisco at San Diego 6:00
Washington at Cleveland 7:00

SUNDAY, AUGUST 26
Houston at Minnesota 12:00

MONDAY, AUGUST 27
Philadelphia at Indianapolis 7:00

FOURTH WEEK

THURSDAY, AUGUST 30
Buffalo at Chicago at Columbia, S.C. 7:00
New York Jets at Tampa Bay 7:00

FRIDAY, AUGUST 31
Atlanta at New England 7:30
Detroit at Cincinnati 7:30
Green Bay at Kansas City 7:30
Indianapolis at New Orleans 7:00
Los Angeles Rams at Washington 8:00
Minnesota at Miami 8:00
Phoenix at Denver 7:00
Seattle at San Francisco 6:00

SATURDAY, SEPTEMBER 1
Cleveland at New York Giants 8:00
Houston at Dallas 8:00
Philadelphia at Pittsburgh 9:00
San Diego at Los Angeles Raiders 1:00

#Central Time

*Eastern Time

1990 NFL Schedule

(All Times Local)

SUNDAY, SEPTEMBER 9

(First Weekend)**

Denver at Los Angeles Raiders 1:00
Houston at Atlanta 4:00
Indianapolis at Buffalo 4:00
New York Jets at Cincinnati 4:00
Miami at New England 4:00
Minnesota at Kansas City 12:00
Phoenix at Washington 1:00
Pittsburgh at Cleveland 4:00
Los Angeles Rams at Green Bay 12:00
San Diego at Dallas 3:00
Seattle at Chicago 12:00
Tampa Bay at Detroit 1:00
Philadelphia at New York Giants 8:00

MONDAY, SEPTEMBER 10

San Francisco at New Orleans 8:00

SUNDAY, SEPTEMBER 16

(Second Weekend)*

Atlanta at Detroit 1:00
Buffalo at Miami 1:00
Chicago at Green Bay 12:00
Cincinnati at San Diego 1:00
Cleveland at New York Jets 1:00
New England at Indianapolis 12:00
New Orleans at Minnesota 3:00
New York Giants at Dallas 3:00
Los Angeles Raiders at Seattle 1:00
Los Angeles Rams at Tampa Bay 1:00
Phoenix at Philadelphia 1:00
Washington at San Francisco 1:00
Houston at Pittsburgh 8:00

MONDAY, SEPTEMBER 17

Kansas City at Denver 7:00

SUNDAY, SEPTEMBER 23

(Third Weekend)*

Atlanta at San Francisco 1:00
Dallas at Washington 1:00
Indianapolis at Houston 12:00
Kansas City at Green Bay 12:00
Miami at New York Giants 1:00
Minnesota at Chicago 12:00
New England at Cincinnati 1:00
Philadelphia at Los Angeles Rams 1:00
Phoenix at New Orleans 12:00
Pittsburgh at Los Angeles Raiders 1:00
San Diego at Cleveland 1:00
Seattle at Denver 2:00
Detroit at Tampa Bay 8:00

MONDAY, SEPTEMBER 24

Buffalo at New York Jets 9:00

SUNDAY, SEPTEMBER 30

(Fourth Weekend)**

OPEN DATE: 4 NFC West Teams

Chicago at Los Angeles Raiders 1:00
Cleveland at Kansas City 3:00
Dallas at New York Giants 1:00
Denver at Buffalo 1:00
Green Bay at Detroit 1:00
Houston at San Diego 1:00
Indianapolis at Philadelphia 1:00
Miami at Pittsburgh 3:00
New York Jets at New England 4:00
Tampa Bay at Minnesota 12:00
Washington at Phoenix 5:00

MONDAY, OCTOBER 1

Cincinnati at Seattle 6:00

SUNDAY, OCTOBER 7

(Fifth Weekend)**

OPEN DATE: 4 NFC East Teams

Cincinnati at Los Angeles Rams 1:00
Detroit at Minnesota 12:00
Green Bay at Chicago 3:00
Kansas City at Indianapolis 12:00
New Orleans at Atlanta 1:00
New York Jets at Miami 1:00
San Diego at Pittsburgh 1:00
San Francisco at Houston 12:00
Seattle at New England 1:00
Tampa Bay at Dallas 12:00
Los Angeles Raiders at Buffalo 7:30

MONDAY, OCTOBER 8

Cleveland at Denver 7:00

SUNDAY, OCTOBER 14

(Sixth Weekend)*

OPEN DATE: 4 AFC East Teams

Cleveland at New Orleans 12:00
Dallas at Phoenix 1:00
Detroit at Kansas City 12:00
Green Bay at Tampa Bay 1:00
Houston at Cincinnati 1:00
New York Giants at Washington 4:00
Pittsburgh at Denver 2:00
San Diego at New York Jets 1:00
San Francisco at Atlanta 1:00
Seattle at Los Angeles Raiders 1:00
Los Angeles Rams at Chicago 6:30

MONDAY, OCTOBER 15

Minnesota at Philadelphia9:00

THURSDAY, OCTOBER 18**(Seventh Weekend)******OPEN DATE: 4 NFC Central Teams**

New England at Miami8:00

SUNDAY, OCTOBER 21

Atlanta at Los Angeles Rams1:00
 Dallas at Tampa Bay1:00
 Denver at Indianapolis12:00
 Kansas City at Seattle1:00
New Orleans at Houston12:00
 New York Jets at Buffalo1:00
 Philadelphia at Washington1:00
 Phoenix at New York Giants4:00
 Pittsburgh at San Francisco1:00
 Los Angeles Raiders at San Diego1:00

MONDAY, OCTOBER 22

Cincinnati at Cleveland9:00

SUNDAY, OCTOBER 28**(Eighth Weekend)*****OPEN DATE: 4 AFC West Teams**

Buffalo at New England1:00
 Chicago at Phoenix2:00
 Cleveland at San Francisco1:00
Detroit at New Orleans12:00
 Miami at Indianapolis1:00
 Minnesota vs. Green Bay at Milwaukee12:00
 New York Jets at Houston12:00
 Philadelphia at Dallas12:00
 Tampa Bay at San Diego1:00
 Washington at New York Giants4:00
 Cincinnati at Atlanta8:00

MONDAY, OCTOBER 29

Los Angeles Rams at Pittsburgh9:00

SUNDAY, NOVEMBER 4**(Ninth Weekend)****

Atlanta at Pittsburgh1:00
 Buffalo at Cleveland1:00
 Chicago at Tampa Bay4:00
 Dallas at New York Jets1:00
 Houston at Los Angeles Rams1:00
 New England at Philadelphia1:00
New Orleans at Cincinnati1:00
 Phoenix at Miami1:00
 Los Angeles Raiders at Kansas City12:00
 San Diego at Seattle1:00
 San Francisco at Green Bay12:00
 Washington at Detroit1:00
 Denver at Minnesota7:00

MONDAY, NOVEMBER 5

New York Giants at Indianapolis9:00

SUNDAY, NOVEMBER 11**(Tenth Weekend)*****OPEN DATE: 4 AFC Central Teams**

Atlanta at Chicago12:00
 Denver at San Diego1:00
 Green Bay at Los Angeles Raiders1:00
 Indianapolis at New England1:00
 Miami at New York Jets1:00
 Minnesota at Detroit1:00
 New York Giants at Los Angeles Rams1:00
 Phoenix at Buffalo1:00
 Seattle at Kansas City12:00
Tampa Bay at New Orleans12:00
 San Francisco at Dallas7:00

MONDAY, NOVEMBER 12

Washington at Philadelphia9:00

SUNDAY, NOVEMBER 18**(Eleventh Weekend)***

Chicago at Denver2:00
 Dallas at Los Angeles Rams1:00
 Detroit at New York Giants1:00
 Green Bay at Phoenix2:00
 Houston at Cleveland1:00
 Minnesota at Seattle1:00
 New England at Buffalo1:00
New Orleans at Washington1:00
 New York Jets at Indianapolis4:00
 Philadelphia at Atlanta1:00
 San Diego at Kansas City12:00
 Tampa Bay at San Francisco1:00
 Pittsburgh at Cincinnati8:00

MONDAY, NOVEMBER 19

Los Angeles Raiders at Miami9:00

THURSDAY, NOVEMBER 22**(Twelfth Weekend)******(Thanksgiving Day)**

Denver at Detroit12:30
 Washington at Dallas3:00

SUNDAY, NOVEMBER 25

Atlanta at New Orleans12:00
 Chicago at Minnesota12:00
 Indianapolis at Cincinnati1:00
 Kansas City at Los Angeles Raiders1:00
 Los Angeles Rams at San Francisco1:00
 Miami at Cleveland1:00
 New England at Phoenix2:00
 New York Giants at Philadelphia1:00
 Pittsburgh at New York Jets4:00
 Tampa Bay vs. Green Bay at Milwaukee12:00
 Seattle at San Diego5:00

MONDAY, NOVEMBER 26

Buffalo at Houston8:00

SUNDAY, DECEMBER 2**(Thirteenth Weekend)****

Atlanta at Tampa Bay1:00
 Cincinnati at Pittsburgh1:00
 Detroit at Chicago12:00
 Houston at Seattle1:00
 Indianapolis at Phoenix2:00
 Kansas City at New England1:00
 Los Angeles Raiders at Denver2:00
 Los Angeles Rams at Cleveland1:00
 Miami at Washington1:00
New Orleans at Dallas3:00
 New York Jets at San Diego1:00
 Philadelphia at Buffalo1:00
 Green Bay at Minnesota7:00

MONDAY, DECEMBER 3

New York Giants at San Francisco6:00

SUNDAY, DECEMBER 9**(Fourteenth Weekend)*****OPEN DATE: 4 1989 Fifth-Place Teams**

Buffalo at Indianapolis1:00
 Chicago at Washington4:00
 Cleveland at Houston12:00
 Denver at Kansas City3:00
 Minnesota at New York Giants1:00
New Orleans at Los Angeles Rams1:00
 New England at Pittsburgh1:00
 Phoenix at Atlanta1:00
 San Francisco at Cincinnati1:00
 Seattle vs. Green Bay at Milwaukee12:00
 Philadelphia at Miami8:00

MONDAY, DECEMBER 10

Los Angeles Raiders at Detroit9:00

SATURDAY, DECEMBER 15**(Fifteenth Weekend)****

Buffalo at New York Giants12:30
 Washington at New England4:00

SUNDAY, DECEMBER 16

Atlanta at Cleveland1:00
 Cincinnati at Los Angeles Raiders1:00
 Green Bay at Philadelphia1:00
 Houston at Kansas City12:00
 Indianapolis at New York Jets1:00
 Minnesota at Tampa Bay1:00
 Phoenix at Dallas12:00
Pittsburgh at New Orleans12:00
 San Diego at Denver2:00
 Seattle at Miami1:00
 Chicago at Detroit8:00

MONDAY, DECEMBER 17

San Francisco at Los Angeles Rams6:00

SATURDAY, DECEMBER 22**(Sixteenth Weekend)***

Detroit at Green Bay11:30
 Los Angeles Raiders at Minnesota3:00
 Washington at Indianapolis8:00

SUNDAY, DECEMBER 23

Cincinnati at Houston12:00
 Cleveland at Pittsburgh1:00
 Dallas at Philadelphia1:00
 Kansas City at San Diego1:00
 Miami at Buffalo1:00
 New England at New York Jets1:00
New Orleans at San Francisco1:00
 New York Giants at Phoenix2:00
 Los Angeles Rams at Atlanta1:00
 Tampa Bay at Chicago12:00
 Denver at Seattle5:00

SATURDAY, DECEMBER 29**(Seventeenth Weekend)***

Kansas City at Chicago11:30
 Philadelphia at Phoenix2:00

SUNDAY, DECEMBER 30

Buffalo at Washington1:00
 Cleveland at Cincinnati1:00
 Dallas at Atlanta1:00
 Detroit at Seattle1:00
 Green Bay at Denver2:00
 Indianapolis at Miami1:00
 New York Giants at New England1:00
 New York Jets at Tampa Bay4:00
 San Diego at Los Angeles Raiders1:00
 San Francisco at Minnesota12:00
 Pittsburgh at Houston7:00

MONDAY, DECEMBER 31

Los Angeles Rams at New Orleans7:00

*CBS-TV National Weekend

**NBC-TV National Weekend

SAINTS TICKET INFORMATION



LOUISIANA SUPERDOME
SEATING CAPACITY: 69,065

Season		Single Game
\$280.00	Loge Level and Padded Terrace	\$28.00
\$250.00	Plaza Level	\$25.00
\$180.00	Terrace Level	\$18.00

TICKET OFFICE

The New Orleans Saints ticket office is located in the Louisiana Superdome, gate A ground level. Office hours are from 9 a.m. to 5 p.m. on weekdays, and 9 a.m. to 5 p.m. on Saturdays before home games. Ticket windows open two hours prior to kickoff on Sundays. The ticket office is not open on Saturdays before games that are sellouts. Ticket will call is also located at gate A ground level in the Saints ticket office.

Use your Visa or Mastercard to order tickets by mail. Other mail orders will be accepted when accompanied by a certified check or money order for the amount plus \$1 for handling.

Ticketmaster also processes phone orders. A \$2.75 service charge is required on all phone orders.

For further information, call the Saints ticket office at:
(504) 522-2600

TICKETMASTER PHONE NUMBERS

In New Orleans Area.....	(504) 522-5555
In Baton Rouge Area	(504) 336-5000
Outside Louisiana Toll Free	(800) 535-5151

SINGLE GAME TICKET OUTLETS

Individual game tickets are available at official Saints ticket outlets at the following locations: NEW ORLEANS/BATON ROUGE AND THROUGHOUT MISSISSIPPI — All Ticketmaster outlets. WESTBANK — Algiers Naval Support Activity.

SAINTS 1990 SUMMER CALENDAR

- July 17 — Rookies and free agents report to training camp at the University of Wisconsin-LaCrosse. Player physicals begin
- July 18 — Veterans Report. Veteran physicals begin
- July 19 — First practice for rookies and free agents
- July 20 — Veterans first practice
- July 29 — Depart to London
- Aug. 5 — Saints vs. L.A. Raiders at Wembley Stadium, London, England, 12:00 CDT (NBC-TV)
- Aug. 6 — Return to LaCrosse
- Aug. 11 — Saints vs. Minnesota Vikings at Hubert H. Humphrey Metrodome, 7 p.m.
- Aug. 18 — Saints vs. Green Bay Packers at Madison, Wis., 1 p.m.
- Aug. 23 — Break camp, travel to New Orleans
- Aug. 25 — Saints vs. Buffalo Bills at Superdome, 7 p.m.
- Aug. 28 — Roster reduction to 60 players
- Aug. 30 — Touchdown Club Welcome Saints Luncheon, Hyatt Regency, Noon
- Aug. 31 — Saints vs. Indianapolis Colts at Superdome, 7 p.m.
- Sep. 3 — Final roster reduction to 47 players; first regular season workout
- Sep. 10 — NFL regular season opener, Saints vs. 49ers, 8 p.m. (ABC-TV)

SAINTS IN PRO BOWL

- 1967 — Dave Whitsell, safety.
- 1968 — Dave Rowe, defensive tackle.
- 1969 — Tom Dempsey, kicker; Jake Kupp, guard; Tony Baker and Andy Livingston, running backs; Tom Fears, coach.
- 1978 — Archie Manning, quarterback.
- 1979 — Wes Chandler, wide receiver; Henry Childs, tight end; Archie Manning, quarterback; Chuck Muncie, running back; Tommy Myers, safety.
- 1981 — George Rogers, running back.
- 1982 — George Rogers, running back.
- 1983 — Rickey Jackson, linebacker.
- 1984 — Bruce Clark, defensive end; Brian Hansen, punter; Rickey Jackson, linebacker.
- 1985 — Morten Andersen, kicker; Rickey Jackson, linebacker.
- 1986 — Morten Andersen, kicker; Rickey Jackson, linebacker.
*Rueben Mayes, running back.
- 1987 — Morten Andersen, kicker; Hoby Brenner, tight end; Brad Edelman, guard; *Rueben Mayes, running back; Sam Mills, linebacker; Dave Waymer, cornerback.
- 1988 — Morten Andersen, kicker; Eric Martin, wide receiver; Sam Mills, linebacker.
- 1989 — Dalton Hilliard, running back; Vaughan Johnson, linebacker; Pat Swilling, linebacker.

*Injured, did not play

CHRONOLOGY OF UNIFORM CHANGES

The following is a catalogue of uniform changes since the Saints' inception in 1966:

1967 — Gold pants with black and white striping; black jerseys with gold numerals and white trim with white and gold piping on sleeves; white jerseys with gold numerals and black trim with black and gold piping on sleeves. Gold helmet with black Fleur-de-Lis on either side, and black and white striping down the middle.

1969 — For preseason games exclusively — Black helmets with gold Fleur-de-Lis on either side and gold and white striping down the middle. Helmets have been gold ever since.

1971 — The color of the numerals changed. Black with gold trim on white jerseys and white with gold trim on black jerseys.

1975 — Pants were changed from gold to white with black and gold striping.

1976 — Black pants were introduced to be worn with white jerseys. Gold and white striping down the sides. Same white pants worn with the black jerseys. The facemask changed from grey to black.

1983 — Numbers changed to "San Diego-style" numerals. Thin border around the number with no direct contact between the number and the border. The second change was from socks with black and gold piping to solid black.

1986 — Gold pants with wide solid black stripes were initiated. The state Fleur-de-Lis patch appears on either side of the pants. The jersey was redesigned with TV numbers on the shoulders, and the state Fleur-de-Lis on either sleeve. The stripes on the sleeves were eliminated. The socks feature a wide gold stripe on a black background.

Media Information

MEDIA GATE: Media entrance for Saints games at the Superdome is located on the lower level of the northwest parking garage (side nearest Claiborne Avenue overpass) near the center of the building. The media door opens two hours prior to kickoff (media will-call at this entrance).

CREDENTIAL REQUESTS: Superdome press box space is reserved for the working news media. Requests should be made at least one week in advance and directed to Rusty Kasmiersky, director of media relations, New Orleans Saints, 6928 Saints Drive, Metairie, LA 70003. Phone: (504) 733-6147.

TELEVISION AND RADIO: Network television and visiting radio are assigned numbered booths in the main press box. Spotters and statisticians are available upon advanced request.

PHOTOGRAPHERS: Only accredited working photographers are allowed on the sidelines. They must wear a "field photo" credential and kneel behind the 12-foot restricted zone. The bench areas are off limits at all times. Photographers should take special note of conditions use listed on the credential. Reporters are not permitted to accompany photographers on the sidelines. Photo grips must be at least 18 years of age and must be credentialed in advance.

IMPORTANT: ALL CREDENTIALS ARE ISSUED TO INDIVIDUALS AND ARE NOT TRANSFERABLE.

LOCKER ROOMS: Only accredited working media are allowed in locker rooms after games. There is no admission before the game. Still photographs are not permitted in the Saints locker room postgame.

TELEPHONES: Requests for service should be directed to South Central Bell, (504) 528-7940.

COPY TRANSMISSION: Requests for service should be directed to Leon Letulle, formerly of SportsComm, who operates a copy transmission and computer service. He can be reached at (504) 368-3140.

PRESS BOX SERVICES: Statistical information is supplied before, during and after the game. Scores of other games are announced and posted as received. Postgame quotes are provided from both locker rooms. Refreshments are served in the media lounge before the game, halftime and postgame.

TRANSPORTATION: Transportation to Moisant International Airport will be arranged for visiting media with tight departure schedules.

Instant Replay Approved for 1990

For the fifth consecutive season, NFL clubs have approved a limited system of Instant Replay on a one-year basis.

There is one significant change in the system from 1989. All replay reviews which involve contact to the field from the Replay Booth will be a maximum of two minutes in duration, timed from the moment when the Umpire signals timeout.

The Replay Official will be assigned to a regular officiating crew and will attend crew meetings the day before each game.

The following table outlines the number of reversals and plays closely reviewed by instant replay in each of the previous four seasons.

	Games	Reversals	Plays Closely Reviewed
1986	224	38	374
1987	210	57	490
1988	224	53	537
1989	224	65	492

In 1986, the system was approved by a 23-4-1 vote. In 1987, the vote was 21-7. In 1988, replay was cleared by a 23-5 margin. In 1989, the vote was 24-4. In 1990, the vote was 21-7.

The NFL has discussed Instant Replay in some degree or other since the early 1970s. The League experimented in 1976 and 1978 using two basic frameworks—an independent system using cameras, replay machines, and technicians separate from the network covering the games, and a “no-frills” approach using existing TV coverage.

In 1985, the NFL used the network feed of the nine nationally-televised preseason games to experiment with the basic system which later was adopted for 1986, 1987, and 1988. A total of 28 plays (17 confirmed calls, 4 inconclusive, 1 reversed, and 6 no replay shown) were closely examined in the 1985 experiment.

Q—What is the objective of this system?

A—The clubs feel that on certain plays the telecast viewed by the general public should be used to correct an indisputable error. The system will be used to reverse an on-field decision only when the Replay Official has indisputable visual evidence available to him that warrants the change.

Q—Who will be involved?

A—The Replay Official (a former NFL or collegiate official) will be positioned in a sideline Replay Booth, which will house two TV monitors and two high-speed VCRs plus radio communications to the on-field officials. The Replay Official makes the decision although a Communicator (normally a member of the League Office staff) and a Technician also will be there to lend logistical help.

Q—Why is the system referred to as “limited” Instant Replay?

A—This system will concentrate on plays of possession or touching (e.g. fumbles, receptions, interceptions, muffs) and most plays governed by the sidelines, goal lines, end lines, and line of scrimmage

(e.g. receiver or runner in or out of bounds, forward or backward passes, breaking the plane of the goal line). It also will be used to determine whether there are more than 11 men on the field.

Q—Why aren't most fouls included in this system?

A—It is recognized that in most circumstances the on-field officials have the best vantage points involving fouls. It is for this reason that Instant Replay will not review a list of the following 26 fouls:

1. Clipping
2. Encroachment and offsides
3. Grasp of facemask
4. False start
5. Defensive pass interference
6. Offensive pass interference
7. Offensive holding and illegal use of hands
8. Illegal batting or punching ball
9. Illegal block on free kick or scrimmage kick
10. Illegal crackback
11. Illegal motion
12. Illegal use of forearm or elbow
13. Illegal use of hands by defense
14. Illegally kicking ball
15. Illegally snapping ball
16. Intentional grounding
17. Member of punting team downfield early
18. Illegal formation
19. Palpably unfair act
20. Piling on
21. Roughing the passer
22. Running into/roughing kicker
23. Striking, kicking, or kneeling
24. Unnecessary roughness
25. Unsportsmanlike conduct
26. Use of helmet as a weapon

Q—Is the television network carrying the game part of the review process?

A—No. Although the Replay Official will be viewing the live network feed, there is no communication to television personnel as to which plays to show or not to show. The Replay Official does not hear the TV commentators.

Q—What is the step-by-step procedure of a play review?

A—The Replay Official will view game action and a play will be replayed immediately on one of the two monitors, while the other one continues to record the live feed.


The Replay Official makes a determination if further study of the play is needed. If not, there is no contact with the field and play continues without interruption.

If the Replay Official believes an error may have been made the Umpire will be contacted via a headset.

The Replay Official will watch replay(s) on one or both monitors and complete his review within a reasonable period after the play is over.

The Replay Official will inform the Umpire of his decision, and the Referee will make the appropriate announcement on the wireless microphone.

Home Of The SAINTS!



Listen to the New Orleans Saints on WWL 870 AM. We bring you live play by play coverage of the games plus special programming with Saints players, coaches and staff.


Our Saints games are brought to you by:

- American Office Machines
- The Athlete's Foot
- Chevron
- CNA Insurance
- Delta Airlines
- Jefferson Savings and Loan
- Lakeside Camera and Video
- Louisiana Heat Pump Association
- Makita USA
- Merle Harmon's Fanfair
- Moonlighting Cafe
- Old Milwaukee
- Paige Communications
- Pelican Homestead
- The Plaza in Lake Forest
- PetroCom
- Principle Health Care
- Shoe Town
- Slidell Memorial Hospital and Medical Center
- U. S. Postal Service

The radio station of the Saints

WWL 870am

SAINTS FANS... THIS BUD'S FOR YOU.™



This is the famous Budweiser beer. We know of no brand produced by any other brewer which costs so much to brew and use. Our exclusive Beechwood Ageing produces a taste, a smoothness and a drinkability you will find in no other beer at any price.

THE WORLD
RECOMMENDS

BUDWEISER
LAGER BEER

Budweiser

KING OF BEERS

*Brewed by our original process from the
choicest hops, rice and best barley malt*

THE LARGEST SELLING BEER IN THE WORLD

Anheuser-Busch, Inc.

ST. LOUIS, MISSOURI