



WEEK 15

**WEEKLY
RELEASE**



AT



NEW YORK FOOTBALL GIANTS AT NEW ORLEANS SAINTS

DECEMBER 17, 2023 | 1:00 PM ET
CAESARS SUPERDOME | NEW ORLEANS, LA

PRESEASON SCHEDULE

DATE	OPPONENT	STADIUM	TIME	NETWORK	RESULT
Friday, Aug. 11	at Detroit Lions	Ford Field	7 p.m.		L, 21-16
Friday, Aug. 18	Carolina Panthers	MetLife Stadium	7 p.m.		W, 21-19
Saturday, Aug. 26	New York Jets	MetLife Stadium	6 p.m.		L, 32-24

REGULAR SEASON SCHEDULE

DATE	OPPONENT	STADIUM	TIME	NETWORK	RESULT
Sunday, Sept. 10	Dallas Cowboys	MetLife Stadium	8:20 p.m.		L, 40-0
Sunday, Sept. 17	at Arizona Cardinals	State Farm Stadium	4:05 p.m.		W, 31-28
Thursday, Sept. 21	at San Francisco 49ers	Levi's Stadium	8:15 p.m.		L, 30-12
Monday, Oct. 2	Seattle Seahawks	MetLife Stadium	8:15 p.m.		L, 24-3
Sunday, Oct. 8	at Miami Dolphins	Hard Rock Stadium	1 p.m.		L, 31-16
Sunday, Oct. 15	at Buffalo Bills	Highmark Stadium	8:20 p.m.		L, 14-9
Sunday, Oct. 22	Washington Commanders	MetLife Stadium	1 p.m.		W, 14-7
Sunday, Oct. 29	New York Jets	MetLife Stadium	1 p.m.		L, 13-10 (OT)
Sunday, Nov. 5	at Las Vegas Raiders	Allegiant Stadium	4:25 p.m.		L, 30-6
Sunday, Nov. 12	at Dallas Cowboys	AT&T Stadium	4:25 p.m.		L, 49-17
Sunday, Nov. 19	at Washington Commanders	FedExField	1 p.m.		W, 31-19
Sunday, Nov. 26	New England Patriots	MetLife Stadium	1 p.m.		W, 10-7
BYE					
Monday, Dec. 11	Green Bay Packers	MetLife Stadium	8:15 p.m.		W, 24-22
Sunday, Dec. 17	at New Orleans Saints	Caesars Superdome	1 p.m.		
Monday, Dec. 25	at Philadelphia Eagles	Lincoln Financial Field	4:30 p.m.		
Sunday, Dec. 31	Los Angeles Rams	MetLife Stadium	1 p.m.		
TBD	Philadelphia Eagles	MetLife Stadium	TBD		

TIMES SUBJECT TO CHANGE

ALL TIMES EASTERN

CREDENTIALS

All season credentials must be submitted through the Giants online credentialing system, giants.com/mediacreds by Editors and Sports Directors. Headshots for media members for whom you are submitting requests are required. For questions regarding credentials, email Maddi Harris at Maddi.Harris@Giants.NFL.net.

ONLINE PRESSROOM

The Giants online media center, NFLONG.com, is a "one-stop shop" aimed at assisting media in their daily coverage of the team. Content includes broadcast-quality audio and video, updated practice availability, practice schedules plus more. The site requires a username and password and all content is downloadable and approved for editorial use. Media requesting access can send an email to Maddi Harris at Maddi.Harris@Giants.NFL.net.

All media are welcome to use our guest account below:

Username: giantsguest

Password: gobigblue

New York Giants

Head Coach: Brian Daboll
Record at NYG: 14-15-1 / 2nd year
Career Record: Same
Last Game: W, 24-22, vs. GB (12/11/23)



AT



New Orleans Saints

Head Coach: Dennis Allen
Record with NO: 13-17-0 / 2nd year
Career Record: 21-45-0
Last Game: W, 28-6, vs. CAR (12/10/23)

WEEK 15 // SUNDAY, DECEMBER 17, 2023 // 1:00 PM ET // CAESARS SUPERDOME // NEW ORLEANS, LA. // FOX

GIANTS AT SAINTS

The New York Giants head back onto the road to visit the New Orleans Saints in the Caesars Superdome on Sunday, Dec. 17. Kickoff is set for 1:00 p.m. ET on FOX.

Sunday's game marks the 32nd regular-season meeting between the Giants and Saints. The Giants hold a 17-14 advantage in the series. The Giants and Saints have alternated victories in their last six meetings, with the Giants winning in 2012, 2016 and 2021 and New Orleans winning in 2011, 2015 and 2018. The teams last faced off on Oct. 3, 2021, when the Giants defeated the Saints in overtime, 27-21, to break their six-game losing streak in New Orleans that dated back to 1994.

The Giants are entering Week 15 on a three-game winning streak, their longest of the season and longest since they won four in a row from Oct. 2 - 23, 2022.

GIANTS BY THE NUMBERS

Overall Record: 720-646-34
Home Record: 400-300-17
Away Record: 320-346-17
Record in December: 151-145-3

GIANTS SPOTLIGHT: CB ADDREE' JACKSON

Five Fun Facts

- He can play the drums
- He went to the Olympic trials for the long jump in 2016
- He started his first collegiate game at wide receiver
- He was on Catholic Leadership Counsel in high school and was responsible for organizing mass
- He played soccer for three years



INSIDE THE SERIES

Series Meetings (Including Postseason): 31
Giants' Regular Season Record: 17-14-0
Giants' Postseason Record: Have not met
Home: 12-5-0
Away: 5-9-0
Neutral: 0-0
First Game: at Giants 27, Saints 21 (10/8/1967)
Last Game: Giants 27, at Saints 21 (OT) (10/3/2031)

LAST FIVE MEETINGS

Date	Game
10/3/2021	Giants 27, at Saints 21 (OT)
9/30/2018	Saints 22, at Giants 18
9/18/2016	at Giants 16, Saints 13
11/1/2015	at Saints 52, Giants 49
12/9/2012	at Giants 52, Saints 27

REGULAR-SEASON SERIES FACTS

Giants Shutouts: None
Saints Shutouts: None
Most Points, Giants: 52; at Giants 52, Saints 27 (12/9/2012)
Most Points, Saints: 52; at Saints 52, Giants 49 (11/1/2015)
Most Points, Both Teams: 101; at Saints 52, Giants 49 (11/1/2015)
Fewest Points, Giants: 3, 2x; last: Saints 17, at Giants 3 (12/15/1996)
Fewest Points, Saints: 3; at Giants 31, Saints 3 (10/24/1999)
Fewest Points, Both Teams: 13; Saints 10, at Giants 3 (12/15/1984)
Giants' Largest Margin of Victory: 28; at Giants 31, Saints 3 (10/24/1999)
Saints' Largest Margin of Victory: 38; at Saints 45, Giants 7 (12/14/2003)
Current Series Streak: Giants, 1 game; Giants 27, at Saints 21 (OT) (10/3/2021)
Giants' Longest Win Streak: 3 games; 9/28/1997 - 9/30/2001
Saints' Longest Win Streak: 3 games; 12/24/2006 - 11/28/2011

REGULAR-SEASON SERIES SUPERLATIVES SINCE 1960

Rushing Yards, Giants: 149, RB Rodney Hampton (9/24/1995)
Rushing Yards, Saints: 134, RB Alvin Kamara (9/30/2018)
Passing Yards, Giants: 406, QB Eli Manning (11/28/2011)
Passing Yards, Saints: 505, QB Drew Brees (11/1/2015)
Receptions, Giants: 11, TE Gary Shirk (9/20/1981)
Receptions, Saints: 9, 3x; last: TE Ben Watson (11/1/2015)
Receiving Yards, Giants: 157, WR Victor Cruz (11/28/2011)
Receiving Yards, Saints: 166, WR Marques Colston (10/18/2009)

THIS WEEK'S SCHEDULE

11 Monday	12 Tuesday	13 Wednesday	14 Thursday	15 Friday	16 Saturday	17 Sunday
Giants vs. Packers — 8:15 p.m. ET	Head Coach Brian Daboll Available via Zoom — Approx. 11:30 a.m. ET Players' Day Off	Head Coach Brian Daboll Available — Approx. 11:00 a.m. ET Players Available — Approx. 12:45 p.m.	Coordinators Available — Approx. 12:05 p.m. ET Practice — 12:45 p.m. — 2:45 p.m. ET Players Available — Approx. 2:55 p.m. ET	Head Coach Brian Daboll Available — Approx. 11:30 a.m. Practice — 11:45 a.m. — 1:15 p.m. ET Players Available — Approx. 1:25 p.m. ET	No Availability Travel to New Orleans	Giants at Saints — 1:00 p.m. ET

BROADCAST INFORMATION

Television: FOX

Play-by-Play: Kenny Albert

Analyst: Jonathan Vilma

Sideline: Shannon Spake

Watch on Mobile (In Market Only)

Live Streams available on the following platforms*:

- Yahoo! Sports (mobile browser or app)
- New York Giants official app for iOS devices
- New York Giants mobile website for iOS devices (Safari browser ONLY)

*Please check your local TV listings to confirm availability. iOS mobile web and app users should "Allow Location Access" (via Settings > Privacy > Location Services > Safari).

SiriusXM: Channel 132

GIANTS RADIO: WFAN 101.9 FM

Play-by-Play: Bob Papa

Analyst: Carl Banks

Sideline: Howard Cross


GIANTS SPANISH RADIO: WADO 1280 AM

Play-by-Play: Nestor Rosario

Analyst: Francis Adames

MEDIA GUIDE

The electronic version of the Giants 2023 Media Guide is available online. Please visit NFLONG.com.



GIANTS ON SOCIAL

Twitter: @Giants

Instagram: @NYGiants

TikTok: @NYGiants

Snapchat: @NewYorkGiants

Facebook: @NewYorkGiants

YouTube @NewYorkGiantsFootball1925

GIANTS ON THE WEB

WEB: Giants.com is the only place to watch live broadcasts of Head Coach Brian Daboll's press conferences, player spotlight features and more.

APP: Download the FREE Giants Mobile App to get Giants news on-the-go 24/7! Sign up for the Giants.com E-Newsletter, which features weekly game preview information at Giants.com/Newsletter.

PRONUNCIATIONS

SAQUON Barkley	SAY-quaan
Ben BREDESON	BREAD-eh-sun
Inside Linebackers Coach John EGORUGWU	Ego-roo-goo
COR'DALE Flott	coor-dale
Casey KREITER	CRY-ter
Special Teams Coord. Thomas MCGAUGHEY	muh-GAY-hee
XAVIER McKinney	ZAY-vier
Rakeem NUÑEZ-ROCHES	NOON-yez RO-ches
AZEEZ OJULARI	ah-ZEEZ oju-LAHR-ee
Bobby OKEREKE	oh-care-uh-KAY
Gunner OLSZEWSKI	O-sheh-ski
Jason PINNOCK	pin-NOCK
WAN'DALE Robinson	WAN-Dale
Kayvon THIBODEAUX	ti-buh-dough
JIHAD Ward	Juh-hodd

SAQUON BARKLEY CHILDREN OF PROMISE



Saquon Barkley and his Michael Ann & Saquon Barkley Hope Foundation hosted its annual holiday party with Children of Promise NYC on Tuesday, December 12th. The event takes place at its Brooklyn location and has games, food, dancing, and gifts for the children and their families.

SAQUON AND CC SABATHIA HOLIDAY SHOPPING EVENT



Saquon Barkley and his Michael Ann & Saquon Barkley Hope Foundation will team up with CC and Amber Sabathia's PittCCh In Foundation to host a holiday caravan for 150 youth from John Grimm Madison Boys and Girls Club, Bronx Arts Charter School, and the POP Program based in Englewood, NJ. The event will take place in the magical Nickelodeon Universe at American Dream on Friday, December 15, at 4:30 p.m.

WREATHS ACROSS AMERICA



On Saturday, December 16th the New York Football Giants will participate in Wreaths Across America Day, a day of remembrance that honors the sacrifices made by veterans. Giants Legend Stephen Baker will visit Historic Jersey City and Harsimus Cemetery in Jersey City, NJ to decorate the cemetery and place wreaths on the tombstones of veterans.

DARIUS SLAYTON GIFT GIVEAWAY



Darius Slayton and the Left Hand Right Hand Foundation hosted their third annual holiday gift giveaway event for 16 families in the Far Rockaway and Harlem Giants program on Tuesday, December 12th. Police officers have worked closely with the Slayton family to identify families in need of some extra love this holiday season and each family received gifts and household needs.



2021 WEEK 4
New York Giants 27, New Orleans Saints 21 (OT)
 69,170 Caesars Superdome Oct 3, 2021



New York Giants	0	7	3	11	6	-	27
New Orleans Saints	0	7	7	7	0	-	21

SCORING DRIVES

TEAM	QTR	TIME	SCORING PLAY	NYG	NO
Giants	2	08:51	J.Ross 52 yd. pass from D.Jones (G.Gano kick) (1-52, 0:08) (9-75, 5:06)	7	0
Saints	2	00:23	J.Johnson 15 yd. pass from J.Winston (A.Rosas kick) (13-75, 8:28)	7	7
Saints	3	13:24	T.Hill 8 yd. run (A.Rosas kick) (3-75, 1:36)	7	14
Giants	3	08:36	G.Gano 23 yd. Field Goal (10-70, 4:48)	10	14
Saints	4	12:09	T.Hill 8 yd. run (A.Rosas kick) (11-63, 6:14)	10	21
Giants	4	06:52	S.Barkley 54 yd. pass from D.Jones (D.Jones run) (1-54, 0:09)	18	21
Giants	4	00:31	G.Gano 48 yd. Field Goal (11-59, 2:30)	21	21
Giants	OT	04:54	S.Barkley 6 yd. run	27	21

NEW YORK GIANTS

PASSING	ATT	CP	YDS	SK/YD	TD	LG	INT	RTG
Daniel Jones	40	28	402	0/0	2	54t	1	108.5
TOTAL	40	28	402	0/0	2	54T	1	108.5

RUSHING	ATT	YDS	AVG	LG	TD
Saquon Barkley	13	52	4.0	17	1
Daniel Jones	4	27	6.8	20	0
Devontae Booker	1	6	6.0	6	0
Kadarius Toney	1	1	1.0	1	0
Evan Engram	1	-3	-3.0	-3	0
TOTAL	20	83	4.2	20	1

RECEIVING	NO	YDS	AVG	LG	TD
Kenny Golladay	6	116	19.3	28	0
Kadarius Toney	6	78	13.0	21	0
Saquon Barkley	5	74	14.8	54t	1
Evan Engram	5	27	5.4	8	0
John Ross III	3	77	25.7	52t	1
Kyle Rudolph	2	24	12.0	20	0
Devontae Booker	1	6	6.0	6	0
TOTAL	28	402	14.4	54T	2

TOP DEFENSE	TOT	SOLO	AST	SCK	YDS	INT
Tae Crowder	9	4	5	0.0	0.0	0
Logan Ryan	9	4	5	0.0	0.0	0
Reggie Ragland	8	4	4	0.0	0.0	0

FIELD GOALS	FGM/FGA	PERCENT	RESULTS
Graham Gano	2-3	66.7	(35, 23, 48)
TOTAL	2-3	66.0	

NEW ORLEANS SAINTS

PASSING	ATT	CP	YDS	SK/YD	TD	LG	INT	RTG
Jameis Winston	23	17	226	0/0	1	58	0	119.1
Taysom Hill	3	2	9	0/0	0	6	1	30.6
TOTAL	26	19	235	0/0	1	58	1	97.4

RUSHING	ATT	YDS	AVG	LG	TD
Alvin Kamara	26	120	4.6	10	0
Taysom Hill	6	28	4.7	8t	2
Tony Jones Jr.	3	8	2.7	3	0
Ty Montgomery II	2	7	3.5	5	0
Dwayne Washington	1	5	5.0	5	0
Alex Armah Jr.	1	2	2.0	2	0
TOTAL	39	170	4.4	10	2

RECEIVING	NO	YDS	AVG	LG	TD
Deonte Harty	5	52	10.4	18	0
Ty Montgomery II	3	42	14.0	21	0
Marquez Callaway	2	74	37.0	58	0
Taysom Hill	2	26	13.0	15	0
Juwan Johnson	2	20	10.0	15t	1
Chris Hogan	2	15	7.5	9	0
Dwayne Washington	1	6	6.0	6	0
Adam Trautman	1	3	3.0	3	0
Tony Jones Jr.	1	-3	-3.0	-3	0
TOTAL	19	235	12.4	58	1

TOP DEFENSE	TOT	SOLO	AST	SCK	YDS	INT
Malcolm Jenkins	12	8	4	0.0	0.0	0
Pete Werner	10	6	4	0.0	0.0	0
Demario Davis	6	5	1	0.0	0.0	0

FIELD GOALS	FGM/FGA	PERCENT	RESULTS
Aldrick Rosas	0-1	0.0	(58)
TOTAL	0-1	0.0	

Team Statistics

	Giants	Saints
First Downs	21	21
3rd-Down Eff. (Made/Att/Pct)	4/11/36%	8/13/62%
4th-Down Eff. (Made/Att/Pct)	0/0/0%	0/1/0%
Total Net Yards	485	405
Total Plays	60	65
Yards Per Play	8.1	6.2
Rushes/Net Yards	20/83	39/170
Net Passing	402	235
Pass Attempts/Completions	40/28	26/19
Had Intercepted	1	1
Sacked/Yards Lost	0/0	0/0
Punts/Average	4/39.3	3/44.0
Penalties/Yards	3/25	5/35
Fumbles/Lost	2/0	0/0
Possession Time	27:35	37:31

NEW YORK GIANTS			NEW ORLEANS SAINTS		
	<i>Giants</i>	<i>Opponents</i>		<i>Saints</i>	<i>Opponents</i>
Total First Downs	202	263	Total First Downs	252	238
3rd Down: Made/Att	58/188	59/168	3rd Down: Made/Att	69/184	66/179
Total Net Yards	3,471	4,698	Total Net Yards	4,387	4,173
Net Yards Rushing	1,494	1,756	Net Yards Rushing	1,358	1,710
Net Yards Passing	1,977	2,942	Net Yards Passing	3,029	2,463
Touchdowns	20	37	Touchdowns	30	27
Rushing	6	19	Rushing	11	9
Passing	12	15	Passing	16	16
Returns	2	3	Returns	3	2
PR/KR TDs	0	0	PR/KR TDs	1	0
Punt Return Avg.	6.2	5.0	Punt Return Avg.	12.5	5.0
Kick Return Avg.	19.2	26.9	Kick Return Avg.	21.6	20.2
Sacks	23.0	68.0	Sacks	23.0	28.0
	<i>Player</i>	<i>Stat</i>		<i>Player</i>	<i>Stat</i>
Scoring	Saquon Barkley	42	Scoring	Blake Grupe	99
Pass Attempts	Daniel Jones	160	Pass Attempts	Derek Carr	420
Pass Completions	Daniel Jones	108	Pass Completions	Derek Carr	279
Completion Pct. (min. 20 attempts)	Daniel Jones	67.5	Completion Pct. (min. 20 attempts)	Derek Carr	66.4
Passing Yards	Daniel Jones	909	Passing Yards	Derek Carr	2,880
Passing TDs	Tommy DeVito	8	Passing TDs	Derek Carr	13
Rushing Yards	Saquon Barkley	783	Rushing Yards	Alvin Kamara	564
Rushing TDs	Saquon Barkley	3	Rushing TDs	Alvin Kamara	5
Rushing Avg. (min. 20 attempts)	Daniel Jones	5.2	Rushing Avg. (min. 20 attempts)	Taysom Hill	4.9
Receptions	Wan'Dale Robinson	42	Receptions	Chris Olave	72
Receiving TDs	Saquon Barkley	4	Receiving TDs	Chris Olave	4
Avg. Yards-Per-Rec (min. 20 receptions)	Darius Slayton	13.2	Avg. Yards-Per-Rec (min. 20 receptions)	Rashid Shaheed	16.2
Tackles	Bobby Okereke	119	Tackles	Demario Davis	91
Sacks	Kayvon Thibodeaux	11.5	Sacks	Carl Granderson	6.5
Interceptions	Darnay Holmes, Bobby Okereke, Deonte Banks, Jason Pinnock	2	Interceptions	Paulson Adebo	4
Punt Returns	Gunner Olszewski	12	Punt Returns	Rashid Shaheed	18
Punt Return Avg. (min. 5 returns)	Gunner Olszewski	9.3	Punt Return Avg. (min. 5 returns)	Rashid Shaheed	14.4
KO Returns	Parris Campbell	8	KO Returns	Rashid Shaheed	16
KO Returns Avg.	Parris Campbell	23.9	KO Returns Avg.	Rashid Shaheed	21.4
Punts	Jamie Gillan	76	Punts	Lou Hedley	59
Punting Avg.	Jamie Gillan	46.4	Punting Avg.	Lou Hedley	43.0

GIANTS CONNECTIONS TO LOUISIANA

GIANTS	HOMETOWN/COLLEGE
CB Cor'Dale Flott	LSU
Special Teams Coord. Thomas McGaughey	Special Teams Coord./Defensive Asst. at LSU (2011-13)

FORMER SAINTS

GIANTS	NOTES
Asst. DL Coach Bryan Cox	Played LB (2002)

FORMER GIANTS

SAINTS	NOTES
CB Isaac Yiadom	2021

COLLEGE CONNECTIONS

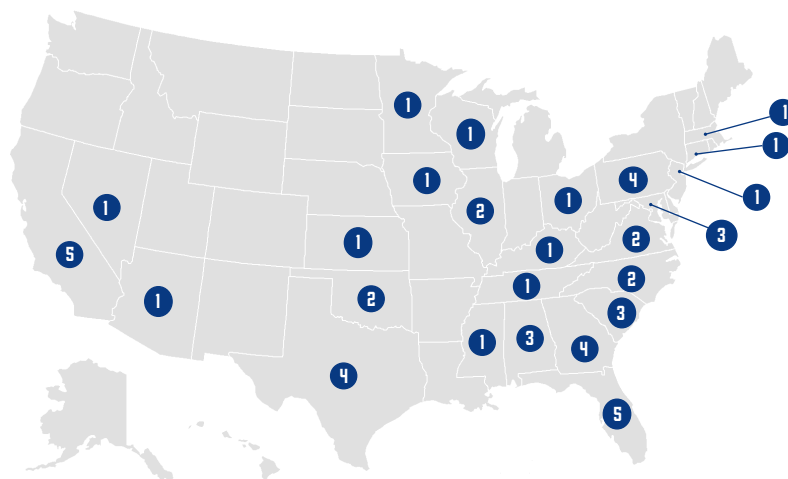
GIANTS		SAINTS
G Tyre Phillips (2017-19)		DB J.T. Gray (2014-17) S Johnathan Abram (2017-18) DB Cameron Dantzler Sr. (2017-19)
ILB Bobby Okereke (2015-18)		CB Paulson Adebo (2017-20)
CB Nick McCloud (2020)		DE Isaiah Foskey (2019-22)
ILB Carter Coughlin (2016-19) C John Michael Schmitz Jr. (2018-22)		DB Jordan Howden (2018-22)
RB Saquon Barkley (2015-17) ILB Cam Brown (2016-19)		TE Juwan Johnson (2015-18)
OLB Kayvon Thibodeaux (2019-21)		TE Juwan Johnson (2019)
WR Parris Campbell (2015-18)		LB Pete Werner (2017-20) WR Chris Olave (2018-21)
OLB Boogie Basham (2016-20)		WR A.T. Perry (2019-22)
G Ben Bredeson (2016-19)		C/G Cesar Ruiz (2017-19)
RB Eric Gray (2019-20) WR Jalin Hyatt (2020-22)		CB Alontae Taylor (2018-21)

SAINTS CONNECTIONS TO NY/NJ

SAINTS	HOMETOWN/COLLEGE
TE Juwan Johnson	Glassboro, N.J.
WR Keith Kirkwood	Neptune Township, N.J.
C/G Cesar Ruiz	Camden, N.J.
Special Teams Coord. Darren Rizzi	Hillsdale, N.J.
OL Coach Doug Marrone	Syracuse University (Played: 1983-85, Coached: 2009-12)

PRO CONNECTIONS

GIANTS		SAINTS
S Bobby McCain (2015-20)		WR Lynn Bowden Jr. (2020)
OLB Jihad Ward (2016-18)		QB Derek Carr (2014-22) TE Foster Moreau (2019-22)
K Randy Bullock (2015) TE Lawrence Cager (2020, '22) S Jason Pinnock (2021)		LB DeMario Davis (2012-15, '17) S Marcus Maye (2017-21) DT Nathan Shepherd (2018-22) DE Kyle Phillips (2019-21)
LS Casey Kreiter (2016-19)		G Max Garcia (2015-18) CB Isaac Yiadom (2018-19)
G Justin Pugh (2018-22) S/ILB Isaiah Simmons (2020-22) C Sean Harlow (2021-22)		G Max Garcia (2019-22)
G Mark Glowinski (2015-17)		TE Jimmy Graham (2015-17)
QB Tyrod Taylor (2011-14) OLB Jihad Ward (2019-20)		G James Hurst (2014-19)
QB Tyrod Taylor (2021)		CB Lonnie Johnson Jr. (2019-21)
DL Rakeem Nuñez-Roches (2015-17)		DE Tanoh Kpassagnon (2017-20)
DL Rakeem Nuñez-Roches (2018-22)		QB Jameis Winston (2015-19)



HOMETOWN HEROES: The Giants players represent 25 states and 1 country. Below is a breakdown.

ALABAMA [3]

Cor'Dale Flott – Saraland
Bobby McCain – Sylacauga
Rakeem Nuñez-Roches – Phenix City

ARIZONA [1]

D.J. Davidson – Mesa

CALIFORNIA [5]

Sean Harlow – San Clemente
Isaiah Hodgins – San Jose
Darnay Holmes – Pasadena
Bobby Okereke – Santa Ana
Kayvon Thibodeaux – South Central L.A.

CONNECTICUT [1]

Jason Pinnock – Windsor

FLORIDA [5]

Dane Belton – Tampa
Matt Breida – Brooksville
Jashaun Corbin – Rockledge
Micah McFadden – Tampa
Evan Neal – Okeechobee

GEORGIA [4]

Xavier McKinney – Roswell
Azeez Ojulari – Austell
Darius Slayton – Norcross
Andrew Thomas – Lithonia

ILLINOIS [2]

Adoree' Jackson – Belleville
John Michael Schmitz Jr. – Flossmoor

IOWA [1]

Casey Kreiter – DeWitt

KANSAS [1]

Isaiah Simmons – Olathe

KENTUCKY [1]

Wan'Dale Robinson – Frankfort

MARYLAND [3]

Deonte Banks – Baltimore
Cam Brown – Burtonsville
Lawrence Cager – Baltimore

MASSACHUSETTS [1]

Benton Whitley – Springfield

MINNESOTA [1]

Carter Coughlin – Eden Prairie

MISSISSIPPI [1]

Tyre Phillips – Grenada

NEVADA [1]

Daniel Bellinger – Las Vegas

NEW JERSEY [1]

Tommy DeVito – Cedar Grove

NORTH CAROLINA [2]

Dexter Lawrence II – Wake Forest
Jordan Riley – New Bern

OHIO [1]

Parris Campbell – Akron

OKLAHOMA [2]

Gervarrius Owens – Moore
Sterling Shepard – Oklahoma City

PENNSYLVANIA [4]

Saquon Barkley – Coplay
Mark Glowinski – Wilkes-Barre
Justin Pugh – Holland
Jihad Ward – Philadelphia

SOUTH CAROLINA [3]

Jalin Hyatt – Irmo
Nick McCloud – Rock Hill
Marcus McKethan – Barnwell

TENNESSEE [1]

Eric Gray – Memphis

TEXAS [4]

Randy Bullock – Klein
Tre Hawkins III – Temple
Gunner Olszewski – Alvin
A'Shawn Robinson – Fort Worth

VIRGINIA [2]

Boogie Basham – Roanoke
Tyrod Taylor – Hampton

WISCONSIN [1]

Ben Bredeson – Hartland

SCOTLAND [1]

Jamie Gillan – Inverness

OUR BALL

The Giants totaled three takeaways in the 24-22 victory over Green Bay in Week 14: a fumble forced by **OLB Kayvon Thibodeaux** and recovered by **S Xavier McKinney** in the second quarter; an interception returned 21 yards by **S Jason Pinnock** in the second quarter; and a fumble forced by **CB Darnay Holmes** on a muffed punt recovered by **OLB Benton Whitley** in the third quarter.

GIANTS' LAST FOUR GAMES

Date	Opponent	INT	FR	Takeaways
11/12	at Dallas Cowboys	2	0	2
11/19	at Washington Commanders	3	3	6
11/26	vs. New England Patriots	3	0	3
12/11	vs. Green Bay Packers	1	2	3

The Giants' three takeaways in Week 14 increased their season total to 22. Their 22 takeaways this season rank tied for fifth in the league with New Orleans.



2023 TEAM TAKEAWAY LEADERS

Team	Takeaways
T1. Jacksonville Jaguars	24
T1. Denver Broncos	24
T3. San Francisco 49ers	23
T3. Buffalo Bills	23
T5. New York Giants	22
T5. New Orleans Saints	22
T7. Pittsburgh Steelers	21
T7. Dallas Cowboys	21
T7. Indianapolis Colts	21
T7. Cincinnati Bengals	21

14 of the Giants' 22 takeaways have come in Weeks 10 through 15. No team has more takeaways in that span, despite the Giants having a Week 13 bye.

TEAM TAKEAWAYS LEADERS (WEEKS 10 THROUGH 14)

Team	Takeaways
1. New York Giants	14
2. Denver Broncos	12
3. Chicago Bears	11

The Giants' 14 takeaways in the past four games are their highest takeaway total in four-game span since they had 15 from Oct. 14 - Nov. 4, 2012. They own the second-highest takeaway total in such a span in the NFL this season. Denver had 15 takeaways from Oct. 29 - Nov. 26.

MOST TAKEAWAYS IN A FOUR-GAME SPAN IN 2023

Team	Span Started	Span Ended	Takeaways
1. Denver Broncos	10/29	11/26	15
2. New York Giants	11/12	12/11	14
3. Denver Broncos	10/22	11/19	13

Sunday marked the Giants' third consecutive game with at least three takeaways. This was the Giants' highest total of consecutive games with three-or-more takeaways since 2012, when they had four consecutive games with three-plus takeaways from Oct. 7 to 28.

The Giants have recorded at least two takeaways in each of their last four games. The last time the Giants had at least two takeaways in four consecutive games was in 2016 (Nov. 27 to Dec. 18).



With 22 takeaways and 16 giveaways, the Giants rank tied for sixth in the NFL in turnover differential (+6) this season.

2023 TURNOVER DIFFERENTIAL LEADERS

Team	Takeaways	Giveaways	Turnover Differential
1. San Francisco 49ers	23	12	+11
T2. Pittsburgh Steelers	21	11	+10
T2. Cincinnati Bengals	21	11	+10
T2. Dallas Cowboys	21	11	+10
5. Houston Texans	19	11	+8
T6. New York Giants	22	16	+6
T6. Tampa Bay Buccaneers	19	13	+6
T6. Denver Broncos	24	18	+6
9. New Orleans Saints	22	17	+5
10. Baltimore Ravens	19	15	+4

Nine of the Giants' takeaways came in Weeks 11 and 12. The Giants' nine takeaways in a two-game span is their highest takeaway total in two games since 2014, when they also had nine from Sept. 21 to Sept. 25. They have only forced nine-plus turnovers in a two-game span six times since 2000.

PICKED OFF

With an interception by **S Jason Pinnock** in the second quarter in Week 14 vs. Green Bay, the Giants' interception total increased to 13 on the season. Their 13 interceptions are tied for fourth in the league.

2023 TEAM INTERCEPTION LEADERS

Team	Interceptions
1. San Francisco 49ers	17
2. Chicago Bears	15
3. New Orleans Saints	14
T4. New York Giants	13
T4. Cincinnati Bengals	13
T4. Dallas Cowboys	13
T4. Indianapolis Colts	13
T4. Jacksonville Jaguars	13
T4. Pittsburgh Steelers	13



Pinnock's interception was returned for 21 yards, increasing the team's total for the season to a league-leading 302 yards. In just 13 games, the Giants have reached their highest total interception-return yardage since 2012, when they led the league with 496 interception return yards.

2023 TEAM INTERCEPTION-RETURN YARDAGE LEADERS

Team	Interception-Return Yardage
1. New York Giants	302
2. Dallas Cowboys	249
3. San Francisco 49ers	227

In Weeks 11 and 12, the Giants intercepted three passes in consecutive games for the first time since 2015 (Oct. 19 against Philadelphia and Oct. 25 against Dallas). It was the fourth time since 2000 that they had three-plus interceptions in back-to-back games. They became the second team this season with three-or-more picks in two-consecutive games; Chicago did so on Nov. 19 and 27.

The Giants last had six-or-more interceptions in a two-game span in 2018, when they also had six (Nov. 12 to 18). They have six-plus interceptions in two games nine times since 2000.

The Giants' six interceptions in Weeks 11 and 12 are tied with Buffalo (Sept. 17 to Sept. 24) and Chicago (Nov. 27 to Dec. 10) for the second-highest interception total in a two-game span this season.

MOST INTERCEPTIONS IN A TWO-GAME SPAN IN 2023

Team	Span Started	Span Ended	Interceptions
1. Chicago Bears	11/19	11/27	7
T2. New York Giants	11/19	11/26	6
T2. Buffalo Bills	9/17	9/24	6
T2. Chicago Bears	11/27	12/10	6

SIX IN ONE GAME

The Giants forced six turnovers (three interceptions, three fumble recoveries) in the Week 11 victory at Washington to become the only team with six-plus takeaways in a single game this season.

WEEK 11 TAKEAWAYS

Qtr	Play
1	N.McCloud interception
1	C.Flott forced fumble, X.McKinney fumble recovery
3	N.McCloud forced fumble, G.Owens fumble recovery
3	B.Okereke forced fumble, M.McFadden fumble recovery
4	D.Holmes interception
4	I.Simmons interception (TOUCHDOWN)



The last time the Giants had six-or-more turnovers in a game was on Sept. 25, 2014, at Washington (six; four interceptions, two fumble recoveries). The Week 11 win was only the sixth time in which the Giants have forced six-or-more turnovers since 2000. All six of those games resulted in victories.

GIANTS' GAMES WITH SIX-PLUS TAKEAWAYS SINCE 2000

Date	Opponent	INT	FR	Takeaways	Result
11/19/23	at Washington Commanders	3	3	6	W
9/25/14	at Washington Commanders	4	2	6	W
10/28/12	at Dallas Cowboys	4	2	6	W
12/5/10	vs. Washington Commanders	2	4	6	W
9/19/05	at New Orleans Saints	3	3	6	W
9/19/04	vs. Washington Commanders	4	3	7	W

The last time any team had totaled six-or-more takeaways in a game was Minnesota on Dec. 15, 2019, against the Los Angeles Chargers (seven).

DANIEL JONES



QB Daniel Jones suffered a season-ending knee injury on November 5th in Las Vegas. Before his injury, he completed 108-of-160 passes (67.5 percent) for 909 yards and two touchdowns. Jones also ran 40 times for 206 yards (5.2 average) and one touchdown.

Against the Seahawks in Week 4, Jones completed 27-of-34 passes (79.4 percent) for 203 yards. It was Jones' third-highest completion percentage of his career. Jones also led all quarterbacks in rushing yards in Week 4, totaling 66 yards on 10 carries.

In Week 2, Jones led a 21-point comeback (tied for the largest in franchise history) in the 31-28 win in Arizona. Trailing 28-7 with 9:39 remaining in the third quarter, Jones led the Giants to 24 unanswered points to secure the win. Jones completed 26-of-37 pass attempts (70.3 percent) for 321 yards, two touchdowns and a 103.5 passer rating. He also rushed nine times for 59 yards and one touchdown. It marked Jones' second career game with 300-plus yards passing, two-plus passing touchdowns and one or more rushing touchdowns. He joined **Kerry Collins** as the only Giants QBs to accomplish this feat more than once.

HOW MANY HAVE DONE THAT IN A HALF?

In the second half of the victory vs. the Cardinals, Jones was responsible for 250-plus passing yards, 50-plus rushing yards, two passing touchdowns and one rushing touchdown. Since 2000, only Jones and Michael Vick (at Washington, 11/15/10) have put up such numbers in a single half of football. Jones is the only quarterback to achieve the feat in a second half.



Daniel Jones at ARI (9/17/23)
 259 Passing Yards, 2 TDs
 58 Rushing Yards, 1 TD



Michael Vick at WAS (11/15/10)
 264 Passing Yards, 3 TDs
 66 Rushing Yards, 2 TDs

JONES' SINGLE-SEASON CAREER HIGHS

Category	No.	Season
Passing Attempts	472	2022
Completions	317	2022
Completion Percentage	67.2	2022
Passing Yards	3,205	2022
Passing TDs	24	2019
Passer Rating	92.5	2022
Passing Yards/Attempt	6.8	2022
Passing First Downs	158	2020
Longest Completion	75T	2019
25+ Yard Completions	23	2019
Carries	120	2022
Rushing Yards	708*	2022
Rush Yards/Attempt	6.5	2020
Rushing Touchdowns	7*	2022

* Single-Season Franchise Record

JONES' SINGLE-GAME CAREER HIGHS

Category	No.	Opponent
Passing Attempts	51	LAR (10/17/21)
Completions	30	at MIN (12/24/22)
Completion Percentage	81.0	at TEN (9/11/22)
Passing Yards	402	at NO (10/3/21)
Passing TDs	5	at WASH (12/22/19)
Passer Rating	153.3	HOU (11/14/22)
Passing Yards/Attempt	10.05	at NO (10/3/21)
Passing First Downs	17	at NO (10/3/21)
Longest Completion	75	at TB (9/22/19)
25+ Yard Completions	4	4x, last at ARI (9/17/23)
Carries	13	DAL (9/10/23)
Rushing Yards	107	at JAX (10/23/22)
Rush Yards/Attempt	23.0	at PHI (10/22/20)
Rushing Touchdowns	2	2x, last vs. CHI (10/2/22)



WHERE DJ STACKS UP

In his career, Jones is 1,221-of-1,900 passing for 12,512 yards, 62 touchdowns and 40 interceptions for a passer rating of 85.2. His 85.2 passer rating is a Giants franchise record. Jones needs 1,393 passing yards to tie **Fran Tarkenton** (13,905) for fifth and 19 touchdowns to tie **Kerry Collins** (1999-2003) for sixth in Giants history.

GIANTS ALL-TIME PASSER RATING


Player	Passer rating
1. Daniel Jones (2019-23)	85.2
2. Eli Manning (2004-19)	84.1
3. Fran Tarkenton (1967-71)	81.0
4. Phil Simms (1979-93)	78.5
5. Kerry Collins (1999-03)	78.4

GIANTS ALL-TIME PASSING YARDAGE

Player	Passing Yards
1. Eli Manning (2004-19)	57,023
2. Phil Simms (1979-93)	33,462
3. Charlie Conerly (1948-61)	19,488
4. Kerry Collins (1999-03)	16,875
5. Fran Tarkenton (1967-71)	13,905
6. Daniel Jones (2019-23)	12,512
7. Y.A. Tittle (1961-64)	10,439

GIANTS ALL-TIME PASSING TD LEADERS

Player	TDs
1. Eli Manning (2004-19)	366
2. Phil Simms (1979-93)	199
3. Charlie Conerly (1948-61)	173
4. Fran Tarkenton (1967-71)	103
5. Y.A. Tittle (1961-64)	96
6. Kerry Collins (1999-03)	81
7. Daniel Jones (2019-23)	62
8. Dave Brown (1992-97)	40



GIANTS ALL-TIME COMPLETION PERCENTAGE LEADERS

Player	Completion Percentage
1. Daniel Jones (2019-23)	64.3%
2. Eli Manning (2004-19)	60.3%
3. Kerry Collins (1999-03)	58.5%
4. Phil Simms (1979-93)	55.4%
5. Frank Tarkenton (1967-71)	55.4%



GIANTS QB RUSHING LEADERS

Player	Rushing Yards
1. Daniel Jones (2019-23)	1,914
2. Phil Simms (1979-93)	1,252
3. Ed Danowski (1934-41)	1,173
4. Fran Tarkenton (1967-71)	1,126
5. Jeff Hostetler (1967-71)	704

GIANTS SINGLE-SEASON QB RUSHING IN SUPER BOWL ERA

Player	Rushing Yards
1. Daniel Jones, 2022	708
2. Daniel Jones, 2020	423
3. Fran Tarkenton, 1967	306
4. Fran Tarkenton, 1968	301
5. Daniel Jones, 2021	298

GIANTS 300-YARD PASSING GAMES LEADERS

Player	Games
1. Eli Manning (2004-19)	51
2. Phil Simms (1979-93)	21
3. Kerry Collins (1999-03)	17
T4. Y.A. Tittle (1961-64)	9
T4. Daniel Jones (2019-23)	9

TOMMY DeVITO



Undrafted free agent rookie **QB Tommy DeVito** has played in six games with four starts this season. He made his first career start against Dallas in Week 10, becoming the first UDFA quarterback to start a non-strike game for the Giants since the common draft began in 1967. This season, DeVito has completed 83-of-126 passes (65.9 percent) for 855 yards and a team-high eight touchdowns and rushed 31 times for 154 yards and a touchdown.

DeVito owns a 3-1 record as a starting quarterback. Since 2000, he is one of four quarterbacks (Kyle Allen, Carson Wentz and Patrick Mahomes) to compile a record of 3-1 or better in his first four starts while producing seven-or-more touchdowns and one-or-fewer interceptions.

PASSER RATING LEADERS SINCE WEEK 11 (MIN. 25 ATTEMPTS)

Player	Passer Rating
1. Brock Purdy, SF	133.0
2. *Tommy DeVito, NYG	119.8
3. Dak Prescott, DAL	112.4
4. Jake Browning, CIN	112.0
5. Jordan Love, GB	106.2

*Since Week 11, DeVito has recorded three straight games with a 100-plus passer rating, making him the first UDFA rookie since 1970 to have three consecutive games with a 100 passer rating or better. Prior to DeVito's streak, **Eli Manning** (2014) was the last Giants quarterback to record three straight games with a 100-plus passer rating.

COMPLETION PERCENTAGE LEADERS SINCE WEEK 11 (MIN. 25 ATTEMPTS)

Player	Completion Percentage
1. Jake Browning, CIN	76.2
2. Brock Purdy, SF	73.4
3. Tommy DeVito, NYG	72.2
4. Tua Tagovailoa, MIA	71.4
5. Derek Carr, NO	68.6

On Monday Night Football vs. Green Bay, DeVito completed 17-of-21 passing attempts (81 percent) for 158 yards, one touchdown and a passer rating of 113.9. He rushed 10 times for 71 yards. Since 1950, DeVito is the only quarterback to start a game and complete 80 percent of his passes, rush for 70-or-more yards, commit no turnovers and take no sacks in a game. His 71 rushing yards were the most by a Giants rookie quarterback in a single game since 1960.

In the Week 12 win over New England, DeVito threw for 191 yards and one touchdown on 17-of-25 passing attempts and finished with a passer rating of 103.9. It marked DeVito's second consecutive game with a passer rating of 100-plus. He joined Warren Moon (1984) as the only UDFA rookie quarterbacks since 1970 to start consecutive games and record back-to-back performances with a passer rating of 100 or better. DeVito became the seventh rookie quarterback to defeat a Patriots team led by Bill Belichick. Of those seven quarterbacks, DeVito is the only player to go undrafted.

DeVito started his second straight game at Washington in Week 11. He completed 18-of-26 passing attempts for 246 yards, three touchdowns, no interceptions and a passer rating of 137.7. DeVito became just the fourth UDFA rookie quarterback since 1960 to throw three-plus touchdowns, 225-plus passing yards, zero interceptions, and own a passer rating of 135 or better in the same game.

In Week 10 at Dallas, DeVito completed 14-of-27 passes for 86 yards and two touchdowns. Since 2000, DeVito became just the seventh UDFA rookie quarterback to throw two-or-more touchdowns in his first start.

**DEVITO AMONG ROOKIE QBs THIS SEASON
(MIN. 25 PASSING ATTEMPTS)**

65.9
COMPLETION PERCENTAGE ▶ **1ST**

6.3
TD PERCENTAGE ▶ **1ST**

96.5
PASSER RATING ▶ **2ND**

8
PASSING TDs ▶ **T-3RD**



SAQUON BARKLEY



RB Saquon Barkley leads the Giants with 783 rushing yards and three touchdowns on 185 carries, while adding 31 catches for 183 yards and a team-high four touchdowns. His four receiving touchdowns are the second-most among running backs this season. Barkley averages the second-most rushing yards a game (78.3) among all running backs with a least 10 games played this season.

Barkley reached two career milestones in the Week 14 win over Green Bay. After rushing for 86 yards and two touchdowns on 20 carries, Barkley became the fifth player in franchise history to surpass 5,000 career rushing yards. It took Barkley 70 career games to reach 5,000 rushing yards, the quickest of any Giants player (previously **Rodney Hampton**, 5,020 rushing yards in 74 games).

The other career milestone reached by Barkley was surpassing 2,000 receiving yards. In Week 14, Barkley caught three passes for 15 yards to put him at 2,003 career receiving yards.

RUSHING YARDS PER GAME LEADERS (MIN. 10 GAMES)

Player	Rushing Yards/Game
1. Christian McCaffrey, SF	90.5
2. Saquon Barkley, NYG	78.3
3. David Montgomery, DET	77.0
4. Raheem Mostert, MIA	71.1
5. Derrick Henry, TEN	67.3

GIANTS WITH 5,000+ RUSHING YARDS AND 2,000+ RECEIVING YARDS



TIKI BARBER
10,449 RUSHING YARDS
5,183 RECEIVING YARDS



SAQUON BARKLEY
5,032 RUSHING YARDS
2,003 RECEIVING YARDS

Since returning from injury in Week 6, Barkley leads the NFL in rushing yards and owns the fifth-most yards from scrimmage among all players.

RUSHING LEADERS SINCE WEEK 6

Player	Rushing Yards
1. Saquon Barkley, NYG	669
2. Christian McCaffrey, SF	667
3. Raheem Mostert, MIA	610
4. Josh Jacobs, LV	570
5. Derrick Henry, TEN	547

SCRIMMAGE YARDS LEADERS SINCE WEEK 6

Player	Scrimmage Yards
1. CeeDee Lamb, DAL	958
2. Christian McCaffrey, SF	936
3. Tyreek Hill, MIA	892
4. Rachaad White, TB	872
5. Saquon Barkley, NYG	811

In Week 11 at Washington, Barkley recorded his fourth game this season with 100-plus yards from scrimmage. He rushed 14 times for 83 yards and caught four passes for 57 yards and two touchdowns. It was his second career game with two receiving touchdowns, making him the sixth Giants running back with multiple games with two-or-more touchdown receptions.

Barkley rushed for 128 yards on a career-high 36 carries vs. the Jets in Week 8. He became the first player since Colts RB Frank Gore (36, 12/10/17) to have at least 36 rushing attempts in a single game. The last Giant with 36-or-more rushing attempts in a game was **RB Joe Montgomery** (38 attempts) vs. the Jets on 12/5/99. Barkley's 128 rushing yards were the second-most by any player in Week 8.

Against Washington in Week 7, Barkley posted 118 yards from scrimmage (77 rushing yards, 41 receiving yards) and one touchdown reception. Barkley scored on a 32-yard touchdown pass midway through the second quarter to give the Giants a 14-0 lead over the Commanders. It was the longest touchdown reception by Barkley since a 54-yard score at New Orleans (10/3/21).

In Week 2, Barkley rushed 17 times for 63 yards and one touchdown. Barkley also caught a team-high-tying six catches for 29 yards and one touchdown. It marked Barkley's fifth career game with at least one rushing and one receiving touchdown. Only **Joe Morrison** (eight games) and **Frank Gifford** (six games) have more games in franchise history.

GIANTS ALL-TIME RUSHING LEADERS

Player	Rushing Yards
1. Tiki Barber (1997-06)	10,449
2. Rodney Hampton (1990-97)	6,897
3. Joe Morris (1982-88)	5,296
4. Brandon Jacobs (2005-13)	5,087
5. Saquon Barkley (2018-23)	5,032

GIANTS 100-YARD RUSHING GAMES LEADERS

Player	Games
1. Tiki Barber (1997-06)	38
2. Joe Morris (1982-88)	19
T3. Saquon Barkley (2018-23)	17
T3. Rodney Hampton (1990-97)	17
5. Brandon Jacobs (2007-13)	13

GIANTS 100-PLUS SCRIMMAGE YARD GAMES LEADERS

Player	Games
1. Tiki Barber (1997-06)	81
2. Saquon Barkley (2018-23)	35
3. Frank Gifford (1953-64)	33
4. Ron Johnson (1970-75)	29
5. Joe Morris (1982-88)	26



Below is a chart of Barkley's game-by-game scrimmage yards.

SAQUON BARKLEY GXG SCRIMMAGE YARDS

Opponent	Rush Yds	Rec. Yds	Scrim. Yds
W1 DAL (9/10)	51	12	63
W2 at ARI (9/17)	63	29	92
W3 at SF (9/21)		Inactive (Ankle)	
W4 SEA (10/2)		Inactive (Ankle)	
W5 at MIA (10/8)		Inactive (Ankle)	
W6 at BUF (10/15)	93	5	98
W7 WAS (10/22)	77	41	118
W8 NYJ (10/29)	128	0	128
W9 at LV (11/5)	90	23	113
W10 at DAL (11/12)	66	-5	61
W11 at WAS (11/19)	83	57	140
W12 NE (11/26)	46	6	52
W14 GB (12/11)	86	15	101

DARIUS SLAYTON



WR Darius Slayton has 34 receptions for 449 yards (13.2 average) and one touchdown this season. With 14 yards on two catches in Week 14 vs. Green Bay, Slayton became the 22nd Giants player to reach 3,000 yards (3,003).

At Washington in Week 11, Slayton caught four passes for 82 yards and one touchdown. He caught a 40-yard touchdown pass from **QB Tommy DeVito** to give the Giants a 14-3 lead in the second quarter.

In Week 6 at Buffalo, Slayton totaled four catches for a team-high 69 yards (17.3 average). He recorded three catches for 62 yards (20.7 average) in the Week 2 win over Arizona.

JALIN HYATT



WR **Jalin Hyatt** has 19 catches for 343 yards this season. His 18.1 yards-per-reception average leads the Giants and is the third-highest average among rookies. Hyatt has recorded three receptions of 40-plus yards, which is tied for first among rookie receivers.

In Week 12 against New England, Hyatt caught five passes for a career-high 109 yards. It was the most receiving yards by a Giants rookie since WR Kadarius Toney recorded 189 yards against Dallas on 10/10/21.

He caught his first career pass in Week 2 against Arizona. On the first play of the third quarter, **QB Daniel Jones** connected with Hyatt on a 58-yard catch-and-run that led to the Giants first touchdown of the game. It was the longest catch-and-run by a Giants rookie since **RB Paul Perkins** 67-yard reception against Minnesota (10/3/16). Hyatt finished with two catches for 89 yards.

WAN'DALE ROBINSON



WR **Wan'Dale Robinson** made his season debut in Week 3 at San Francisco after suffering a season-ending knee injury in Week 11 of the 2022 season. Despite his late start, Robinson leads the team with 42 receptions this season. He has totaled 344 yards (8.2 average) and one touchdown. On the ground, Robinson has rushed eight times for 63 yards (7.9 yards per carry).

In the Week 14 win over Green Bay, Robinson totaled a career-high 115 yards from scrimmage. He caught six passes for a season-high 79 yards and added two rushing attempts for 36 yards, including a 32-yard rush that set the Giants offense up to tie the game at 7-7. It was the longest rushing attempt by a Giants wide receiver since **Jerrel Jernigan** ran for a 49-yard touchdown on 12/29/13 against Washington.

Among wide receivers with at least 30 targets, Robinson owns the second-highest catch percentage (80.8 percent, 42 receptions on 52 targets) this season.

ISAIAH HODGINS



WR **Isaiah Hodgins** has caught 17 passes for 176 yards (10.4 average) and leads all Giants wide receivers with three touchdown receptions.

Hodgins caught one pass for 12 yards and a touchdown against the Patriots in Week 12 and followed up with two catches for 22 yards and one touchdown in Week 14 against the Packers. It's the third time in his career he has caught touchdowns in back-to-back games.



DEXTER LAWRENCE II

DL Dexter Lawrence II has recorded 44 tackles, 19 quarterback hits, 4.5 sacks, four tackles for loss and two passes defended. Lawrence's 19 quarterback hits rank first on the team and his 44 tackles tie him for sixth on the Giants with **OLB Kayvon Thibodeaux** and **DL A'Shawn Robinson**.

In Week 11 at Washington, Lawrence had four tackles, a career-high two passes defended, 1.0 sack, one tackle for loss and one quarterback hit. He became the first Giants defensive lineman since Jason Pierre-Paul (vs. KC, 11/19/2017) to record two passes defended in a game.

In Week 8 against the New York Jets, Lawrence tallied three tackles (two solo), five quarterback hits, 1.0 sack and one tackle for loss. Lawrence's five quarterback hits tied his single-game career-high set on Nov. 13, 2022. Per TruMedia, Lawrence had 12 quarterback pressures against the Jets, which tied 49ers DE Nick Bosa for the most in Week 8.

In Week 7 against the Washington Commanders, Lawrence recorded six tackles (two solo), a career-high-tying 2.0 sacks, one tackle for loss and four quarterback hits. This marked the second time in his career that he's had a multi-sack game. The first one was against Chicago on Oct. 2, 2022.

Lawrence's 77 quarterback hits rank fifth in franchise history.

LAWRENCE'S SINGLE-GAME CAREER HIGHS

Category	Stat	Opponent
Total Tackles	9	WAS (12/4/2022)
Solo Tackles	5	at MIN (12/24/2022)
Quarterback Hits	5	2x, last vs. NYJ (10/29/23)
Sacks	2.0	2x, last vs. WAS (10/22/2023)
Passes Defended	2	at WAS (11/19/23)
Forced Fumbles	1	4x, last at MIN (12/24/2022)

GIANTS ALL-TIME QBH LEADERS

Player	QBH
1. Justin Tuck (2005-13)	120
2. Jason Pierre-Paul (2005-13)	109
3. Mathias Kiwanuka (2006-14)	97
4. Osi Umenyiora (2003-12)	87
5. Dexter Lawrence II (2019-23)	77
6. Leonard Williams (2019-23)	72
7. Olivier Vernon (2016-18)	56



A'SHAWN ROBINSON

DL A'Shawn Robinson has recorded 44 tackles (21 solo), four tackles for loss and one pass deflection. Robinson's 44 tackles tie him for sixth on the Giants with **DL Dexter Lawrence II** and **OLB Kayvon Thibodeaux**.

In Week 14 vs. Green Bay, Robinson recorded a career-high-tying eight tackles, one pass defended and one tackle for loss.

KAYVON THIBODEAUX

OLB Kayvon Thibodeaux leads the Giants and is ninth in the NFL with 11.5 sacks. His 93.0 sack yards tie for sixth in the league with Danielle Hunter (MIN) and T.J. Watt (PIT). He also has 44 tackles, 14 quarterback hits, 12 tackles for loss, three passes defended, three forced fumbles and one fumble recovery this season. His 12 tackles for loss rank first on the team and his 14 quarterback hits are the second-most on the team. Among second-year players, Thibodeaux is second in sacks (15.5) and tied for third in quarterback pressures (77).

2023 SACK LEADERS

Player	Sacks
1. Khalil Mack, LAC	15.0
2. T.J. Watt, PIT	14.0
T3. Josh Allen, JAX	13.5
T3. Danielle Hunter, MIN	13.5
T3. Maxx Crosby, LV	13.5
T3. Trey Hendrickson, CIN	13.5
7. Myles Garrett, CLE	13.0
8. Micah Parsons, DAL	12.5
9. Kayvon Thibodeaux, NYG	11.5
T10. Justin Madubuike, BAL	11.0
T10. Haason Reddick, PHI	11.0

2023 SACK YARDAGE LEADERS

Player	Sack Yardage
1. Khalil Mack, LAC	116.0
2. Micah Parsons, DAL	101.5
3. Josh Allen, JAX	99.5
4. Trey Hendrickson, CIN	95.5
5. Myles Garrett, CLE	94.5
T6. Kayvon Thibodeaux, NYG	93.0
T6. Danielle Hunter, MIN	93.0
T6. T.J. Watt, PIT	93.0
9. Maxx Crosby, LV	88.0
10. Haason Reddick, PHI	80.0

Thibodeaux played in his 25th career game at Washington in Week 11. Through 25 games, he totaled 14.5 sacks, which is the most by a player in franchise history since sacks became an official statistic in 1982.

MOST SACKS BY A GIANT IN FIRST 25 GAMES WITH FRANCHISE

Player	Sacks
1. Kayvon Thibodeaux (2022-23)	14.5
2. Jason Pierre-Paul (2010-17)	14.0
3. Azeez Ojulari (2021-23)	13.5

In Week 14 vs. Green Bay, Thibodeaux recorded eight tackles (one solo), one quarterback hit, one pass deflection, one forced fumble and a half-sack.

In Week 12 vs. New England, Thibodeaux tallied five tackles (four solo), two tackles for loss, one forced fumble and a half-sack.

Against Washington in Week 11, Thibodeaux recorded five tackles (three solo), three quarterback hits, two sacks, two tackles for loss and one pass defended. Thibodeaux joined Micah Parsons (DAL) and T.J. Watt (PIT) as the only players to have 10-plus sacks over the first 11 weeks of a season within their first two seasons in the NFL.

In Week 8 against the Jets, Thibodeaux recorded nine tackles (six solo), three tackles for loss, three quarterback hits, a career-high 3.0 sacks, and one forced fumble. This was his third multi-sack game of the season and the second sack streak of his career. Thibodeaux was the first Giants player with 3.0 sacks in a game since **DL Leonard Williams** recorded 3.0 against Dallas on Jan. 3, 2021. Thibodeaux's three quarterback hits tied his career-high set on Dec. 18, 2022 against the Washington Commanders.

Against Washington in Week 7, Thibodeaux recorded four tackles, two quarterback hits, and 1.5 sacks.

In Week 5 vs. Miami, Thibodeaux recorded two tackles (one solo), 1.0 sack, a tackle for loss, a quarterback hit and a fumble recovery. It marked Thibodeaux's third game in a row with at least 1.0 sack. The last Giant to record 1.0 sack in three straight games was **OLB Azeez Ojulari** in 2022.

In Week 4 vs. Seattle, Thibodeaux recorded two solo tackles, 2.0 sacks, two tackles for loss, two quarterback hits and one pass defended. His 2.0 sacks gave him his first multi-sack game of his NFL career. Thibodeaux recorded sacks in back-to-back games, marking the first sack streak of his career. The last Giant to record sacks in back-to-back games was **DL Ryder Anderson** in Weeks 14 and 15 of last season.

Thibodeaux recorded three tackles (one solo) while earning his first sack of the 2023 season against the San Francisco 49ers.

BOBBY OKEREKE

ILB Bobby Okereke is ninth in the league with a team-high 119 tackles this season. He's also produced nine tackles for loss, which is the third-most on the team. He has eight passes defended, tying him with **S Xavier McKinney** for most on the Giants, four forced fumbles, two quarterback hits and two interceptions. His two interceptions tie him for first on the team with **S Jason Pinnoch**, **CB Darnay Holmes** and **CB Deonte Banks** and tie his career-high for interceptions in a season. Okereke's four forced fumbles tie him for

third-most in the league with Josh Metellus (MIN), Antione Winfield Jr. (TB), Bradley Chubb (MIA), Myles Garrett (CLE) and Danielle Hunter (MIN). His eight passes defended are the second-most in the NFL by a linebacker this season. Okereke is the only player in the NFL with 115-plus tackles and eight-or-more passes defended.

2023 TACKLE LEADERS

Player	Tackles
1. Zaire Franklin, IND	144
2. Foye Oluokun, JAX	138
3. Roquan Smith, BAL	136
4. Alex Singleton, DEN	134
5. Bobby Wagner, SEA	132
6. T.J. Edwards, CHI	129
7. Azeez Al-Shaair, TEN	124
7. C.J. Mosley, NYJ	124
9. Bobby Okereke, NYG	119
10. Ernest Jones IV, LAR	118

In Week 12 vs. New England, Okereke recorded eight tackles (seven solo), two passes defended and one interception that he returned for 55 yards.

In Week 11 against Washington, Okereke tallied a season-high 14 tackles (six solo) and a single-game career-high two forced fumbles. He is the 10th player since 1970 to record 14-plus tackles and two-plus forced fumbles in a game and the first player since Houston LB Tyrell Adams (11/26/20) to do so.

In Weeks 4 through 7, Okereke recorded four consecutive games with 10-plus total tackles. Since 1970, Okereke and **LB Antonio Pierce** are the only two Giants to post four straight games with 10-or-more tackles.

Okereke recorded 11 tackles (eight solo), two tackles for loss, two passes defended and one forced fumble against the Buffalo Bills in Week 6. For the second week in a row, Okereke's pass deflection led to an interception by the Giants defense. This marked the fourth time in his career with two passes defended in a game. He became the fourth Giant in franchise history to record 10-plus tackles, two-plus passes defended and one-or-more forced fumbles in a single game, joining **S Brent Alexander** (at Baltimore, 12/12/04), **S Jason Sehorn** (vs. Arizona, 11/16/97), and **S Jesse Campbell** (vs. Pittsburgh, 10/23/94).



Against Miami, Okereke produced 10 tackles, two passes defended and one interception. It was the fourth interception of his career and his first as a Giant. He joins Falcons S Jessie Bates III as the only players this season to total 10-plus tackles with two passes defended and one-or-more interceptions in a single game.

Okereke recorded eight tackles (five solo) and one forced fumble against the Cowboys in his first game as a Giant.

Okereke was acquired via free agency in the 2023 offseason. Okereke previously played for the Indianapolis Colts in all four of his NFL season (2019-22).

MICAH McFADDEN

This season, **ILB Micah McFadden** ranks third on the Giants in tackles (76;46 solo) and is second with 11 tackles for loss. He has also added six quarterback hits, three passes defended, three fumble recoveries, one interception and 1.0 sack.

Against the Packers in Week 14, McFadden recorded five tackles (two solo), one quarterback hit, and a half-sack.

In Week 12 vs. New England, McFadden recorded six tackles (four solo) and a tackle for loss.

In Week 11 at Washington, McFadden tallied eight tackles (five solo), one tackle for loss, one pass defended and one fumble recovery.

Against the Jets in Week 8, McFadden recorded four tackles (three solo) and one fumble recovery.

In Week 7 vs. Washington, McFadden recorded five tackles (one solo), two quarterback hits, and a half-sack.

In Week 6 at Buffalo, McFadden recorded seven tackles (three solo), one quarterback hit, one pass defended, one interception and one fumble recovery. He was the first Giant to record an interception and a fumble recovery in a single game since **CB James Bradberry** (10/24/21 vs. Carolina).

Against the San Francisco 49ers in Week 3, McFadden led the team in tackles with 10 (nine solo) and four tackles for loss. He became the first defender this season to record four-or-more tackles for loss in a game. McFadden also became the first Giants player to record four-or-more tackles for loss in a single game since **DE Justin Tuck** recorded four tackles for loss (4.0 sacks) against Washington on Dec. 1, 2013.

McFadden recorded a team-high 10 tackles (three solo) and one tackle for loss in the Week 1 matchup vs. the Dallas Cowboys. McFadden also recored one tackle on special teams.

XAVIER McKINNEY

S Xavier McKinney has totaled 90 tackles (62 solo), which are the second-most on the team and rank seventh in the league among safeties. He also owns eight passes defended, two fumble recoveries, one tackle for loss, one interception and one forced fumble. McKinney is tied for eighth in the league among safeties with eight passes defended.

MOST TACKLES BY A SAFETY IN 2023

Player	Tackles
1. Camryn Bynum, MIN	103
2. Jessie Bates III, ATL	101
T3. Kamren Curl, WAS	97
T3. Antoine Winfield Jr., TB	97
5. Kevin Byard, PHI	94
6. Derwin James, LAC	93
7. Xavier McKinney, NYG	90
8. Dax Hill, CIN	86
9. Julian Blackmon, IND	85
10. Josh Metellus, MIN	84

MOST PASSES DEFENSED BY A SAFETY IN 2023

Player	Passes Defensed
1. Antoine Winfield Jr., TB	11
T2. Reed Blankenship, PHI	10
T2. Dax Hill, CIN	10
T4. Jessie Bates III, ATL	9
T4. Jordan Whitehead, NYJ	9
T4. Kyle Hamilton, BAL	9
T4. Camryn Bynum, MIN	9
T8. Xavier McKinney, NYG	8
T8. Geno Stone, BAL	8
T8. Percy Butler, WAS	8
T8. Kerby Joseph, DET	8

In Week 12 vs. New England, McKinney recorded a team-high 10 tackles, two passes defended and one interception. The interception came with 12 minutes left in the fourth quarter and set up **K Randy Bullock's** game-winning 42-yard field goal. It was McKinney's first interception since Nov. 28, 2021, against Philadelphia.

In Week 11 at Washington, McKinney tallied a career-high 12 tackles (eight solo), one tackle for loss and one fumble recovery.

In Week 10 against Dallas, McKinney totaled 10 tackles (eight solo). This marked his first time with double-digit tackles in back-to-back games.

In Week 9 at Las Vegas, McKinney recorded a team-high 10 tackles.

In Week 7 vs. Washington, McKinney recorded three solo tackles, and a career-high-tying two passes defended. Since 2021, it marked McKinney's seventh game with two-or-more passes defended, which is the most in the league by a safety.

In Week 5 vs. Miami, McKinney recorded eight tackles (seven solo), one pass defended, and one forced fumble.

McKinney recorded a career-high-tying two passes defended against Dallas during Week 1.

DEONTE BANKS

Rookie **CB Deonte Banks** has 55 tackles (44 solo), a team-high 11 passes defended, two interceptions and two tackles for loss in 2023. Banks' two interceptions co-lead the team with **S Jason Pinnock**, **ILB Bobby Okereke** and **CB Darnay Holmes**. He is one of two rookie defenders to post 11-or-more passes defended this season.

In Week 14 vs. Green Bay, Banks recorded a team-high and career-high 12 tackles (nine solo), one tackle for loss and one pass defended.

In Week 12 vs. New England, Banks recorded four tackles (three solo), one pass defended and one interception.

In Week 9 at Las Vegas, Banks tied his career-high of seven tackles (four solo) and one pass defended.

In Week 7 vs. Washington, Banks recorded seven tackles (five solo), one pass defended and an interception, marking the first interception of his career.

Banks made his NFL debut during Week 1 against Dallas. Banks totaled one tackle and two passes defended in his first career start. He was the only rookie during Week 1 to record multiple passes defended and the first player since Chicago's Thomas Graham (12/20/21) to record multiple passes defended in their NFL debut.

ROOKIES TO RECORD 2+ PDS IN GIANTS DEBUT



Deonte Banks
2 PDS vs. DAL (9/10/23)



Prince Amukamara
2 PDS vs. PHI (11/20/11)



Gibril Wilson
2 PDS vs. WAS (9/19/04)

DARNAY HOLMES

CB Darnay Holmes shares the team lead with **S Jason Pinnock**, **ILB Bobby Okereke** and **CB Deonte Banks** with two interceptions this season. He has also totaled 11 tackles, three passes defended and one tackle for loss.

Holmes intercepted Commanders quarterback Sam Howell in the fourth quarter of the Week 11 matchup. It marked Holmes' second-straight game with an interception, making him the first Giant since CB James Bradberry in 2020 to record interceptions in back-to-back games, and the fourth interception of his career.

In Week 10 at Dallas, Holmes recorded his first interception of the season, along with five tackles.

JASON PINNOCK

In the 2023 season, **S Jason Pinnock** has recorded 69 tackles, five tackles for loss, six passes defended, three quarterback hits, two interceptions, 1.0 sack and one forced fumble. He owns 123 interception return yards this season, which rank second in the NFL.

2023 INTERCEPTION RETURN YARDAGE LEADERS

Player	INT Return Yards
1. DaRon Bland, DAL	209
2. Jason Pinnock, NYG	123
3. Kenny Moore II, IND	115

Against Green Bay in Week 14, Pinnock tallied four tackles, two passes defended and one interception that he returned 21 yards.

In Week 12 vs. New England, Pinnock recorded six tackles (three solo) and one tackle for loss.

In Week 10 at Dallas, Pinnock recorded nine tackles (seven solo).

In Week 7 vs. Washington, Pinnock recorded six tackles (four solo), 1.0 sack, a tackle for loss and a quarterback hit.


In Week 5 vs. Miami, Pinnock intercepted Dolphins QB Tua Tagovailoa and returned it for a 102-yard pick-six. That was the first takeaway of the season for the Giants and tied former Giants **DB Erich Barnes** (interception return, at DAL, 10/15/61) for the longest touchdown in franchise history. Pinnock finished the day with four tackles, one interception, one forced fumble and one pass defended. He became just the fourth Giants defender to record a pick-six and a forced fumble in the same game. This feat was last accomplished by **DB Janoris "Jackrabbit" Jenkins** against the Broncos on 10/15/17.

Pinnock set a career-high in tackles with 13 (10 solo) in the Giants' Week 2 matchup against the Cardinals. Three of those tackles were for loss.

ISAIAH SIMMONS

S/ILB Isaiah Simmons has produced 33 tackles, two passes defended, one interception returned for a touchdown and one tackle for loss this season.

Simmons intercepted Commanders QB Sam Howell and returned the ball 54 yards for a touchdown with 16 seconds remaining to seal the game in the fourth quarter of their Week 11 matchup. Simmons also recorded three tackles and one pass defended.



JAMIE GILLAN

P **Jamie Gillan** has punted 76 times in 2023 for 3,526 yards for a gross average of 46.4 and a career-best net average of 43.2. Through 14 weeks, Gillan ranks sixth in the league in net punting average.

2023 NET PUNTING AVERAGE LEADERS

Player	Net Punting Average
1. A.J. Cole, LV	45.9
2. Cameron Johnston, HOU	44.1
3. Ryan Stonehouse, TEN	43.9
4. Michael Dickson, SEA	43.8
5. Logan Cooke, JAX	43.2
6. Jamie Gillan, NYG	43.2
7. Johnny Hekker, CAR	43.1
8. Mitch Wishnowsky, SF	42.9
9. Corey Bojorquez, CLE	42.4
10. Blake Gillikin, ARI	42.4

Gillan landed three-of-four punts inside the 20-yard line in Week 14 vs. Green Bay. He has placed 28-of-76 punts (36.8 percent) inside the 20-yard line this season with four touchbacks. His 28 punts inside the 20 are tied for second in the league.

2023 PUNTS INSIDE THE 20 LEADERS

Player	Punts Inside the 20
T1. Bryce Baringer, NE	31
T2. Jamie Gillan, NYG	28
T2. Thomas Morstead, NYJ	28
T2. Ryan Stonehouse, TEN	28
5. Logan Cooke, JAX	27

In Week 12 vs. New England, Gillan punted a career-long 74-yarder late in the first quarter, tied for the second-longest punt in franchise history. It was the longest kick by a Giants punter since **Rodney Williams'** franchise record 90-yarder at Denver on Sept. 10, 2001. It is tied with 74-yard punts from **Len Younce** vs. Chicago on Nov. 14, 1943 and **Don Chandler** at Dallas on Oct. 11, 1964.

Gillan's 74-yard punt is tied for the fourth longest in the NFL this season.

LONGEST PUNTS IN 2023

Player	Punt
T1. A.J. Cole, LV	83 yards
T1. JK Scott, LAC	83 yards
3. Bryce Baringer, NE	79 yards
T4. Jamie Gillan, NYG	74 yards

LONGEST PUNTS IN 2023

Player	Punt
T4. Jame Camarda , TB	74 yards
T4. Cameron Johnston , HOU	74 yards
T4. Ryan Stonehouse , TEN	74 yards

Gillan has ranked top 10 in the league in both gross punting average and net punting average for the week six times this season (Week 1, Week 3, Week 4, Week 6, Week 7 and Week 10). He has ranked in the top five in both categories twice (Week 1 and Week 3).

GILLAN IN THE TOP 10

Week	Punting Average (Rank in the NFL)	Net Punting Average (Rank in the NFL)
1	53.3 (3rd)	47.7 (3rd)
3	49.0 (1st)	52.7 (4th)
4	53.6 (4th)	45.0 (6th)
6	50.5 (7th)	49.8 (1st)
7	49.4 (6th)	45.3 (5th)
10	50.0 (8th)	45.9 (4th)



SPECIAL TEAMS HIGHLIGHTS

CB Darnay Holmes forced a fumble on a muffed punt in Week 14 vs. Green Bay that was recovered by **OLB Benton Whitley**. The turnover led to a **RB Saquon Barkley** touchdown that put the Giants up 14-10. This was the second takeaway of the season and second in four games by the Giants' special teams.

In Week 11 at Washington, **CB Nick McCloud** forced a fumble on a kickoff return by Commanders WR Byron Pringle to open the second half. This was McCloud's second forced turnover of the game; he picked off QB Sam Howell on Washington's first drive of the game for his first-career interception. The fumble was recovered by rookie **S Gervarrius Owens**, playing in the second game of his career, and was one of six takeaways by the Giants.

The forced fumble and recovery were career firsts for Belton and Owens.

In Week 7 vs. Washington, the Giants' special teams unit blocked K Joey Slye's 27-yard field goal attempt in the fourth quarter to keep the Giants' lead at seven points.

It marked the Giants' first block in 99 games and ended the NFL's longest active streak of opposing field goal attempts without a block. The last time the Giants had blocked a field goal was on Oct. 15, 2017 when **DE Kerry Wynn** blocked K Brandon McManus' 53-yard try in Denver.



BRIAN DABOLL

HEAD COACH

NEW YORK FOOTBALL GIANTS

Brian Daboll was hired as the 20th head coach in Giants history on Jan. 28, 2022, and directed one of the most successful debut seasons in the 98-year history of the franchise.

Daboll was named the 2022 NFL Coach of the Year after leading a resurgence that resulted in nine regular-season victories, the team's first playoff berth in six years, and its first postseason victory in 11 seasons.

Daboll, 48, was the first Giants coach to be selected Coach of the Year since Jim Fassel in 1997. Like Fassel, Daboll took over a team that was last in the NFC East the previous year and led it to the playoffs in his debut season. He took the team one step further by defeating the Minnesota Vikings in an NFC Wild Card Game.

Daboll was the fifth Giants coach to be selected Coach of the Year since it was first awarded in 1957. Allie Sherman was honored in 1961 and 1962, Bill Parcells in 1986, Dan Reeves in 1993 and Fassel four years later.

When he was the Buffalo Bills' offensive coordinator in 2020, Daboll was voted the AP NFL Assistant Coach of the Year after the Bills finished 13-3 and unseated longtime powerhouse New England atop the division. Daboll is the first person to win both Coach of the Year and Assistant Coach of the Year.

In Daboll's debut season, the Giants finished 9-7-1 and qualified for the NFC playoffs as a wild card team. It was the Giants' first winning season and first postseason appearance since 2016. The Giants won just four games in 2021, the year prior to Daboll's arrival, and the five-game improvement is their largest in one season since they jumped from six victories in 2015 to 11 the following season.

Daboll was the fifth coach in Giants history to lead the team to the playoffs in his debut season, joining Sherman (1961), Reeves (1993), Fassel (1997) and Ben McAdoo (2016). Rookie coach Earl Potteiger led the Giants to the 1927 NFL championship in the era before playoffs.

Daboll was one of three first-year head coaches to lead his team to the postseason in 2022, joining Minnesota's Kevin O'Connell and Miami's Mike McDaniel. Daboll was the only one of the three to advance to the divisional round, and he did so with a Giants victory against O'Connell's Vikings.

Daboll was the first Giants coach to win his postseason debut since Reeves in 1993. He joined Jim Lee Howell, Ray Perkins, Bill Parcells, and Reeves as Giants coaches who were victorious in their first playoff games.

The Daboll difference was evident early in the season. In 2020 and 2021, the Giants started 0-5 and then 0-3. But in their first game under Daboll, they overcame a 13-0 halftime deficit to defeat the Titans in Tennessee, 21-20, on a touchdown and two-point conversion reception in with 1:06 remaining. Daboll became the first Giants coach to win his debut with the team since McAdoo in 2016. He was the first Giants coach to win five of his first six games since Reeves in 1993, and his 6-1 start was the best for a coach in his first Giants season since LeRoy Andrews was 6-0-1 in 1929.

In the first five weeks of the season, the Giants defeated Tennessee and Green Bay, the 2021 No. 1 playoff seeds in their respective conferences.

The Giants performed significantly better on offense in 2022 than they had the previous season. Their 365 points were 107 more than they scored in 2021. The Giants averaged 333.9 yards a game, an increase of 46.6 yards per game. One year after averaging 99.3 rushing yards a game and 4.0 yards per carry, they finished fourth in the NFL with 148.2 rushing yards a game and fifth with 4.8 yards a carry. Their 352 first downs were 53 more than the previous season.

Under the tutelage of Daboll and his offensive assistants, quarterback Daniel Jones and running back Saquon Barkley – each selected in the top six picks of their respective drafts - had their finest statistical seasons.

Jones completed 317 of 472 passes for 3,205 yards, all career highs. His 15 touchdown passes were the 2nd-highest total of his career, and his 5 interceptions were a career low. Jones' passer rating was a career-best 92.5 and his 67.16 completion percentage was a Giants' single season record. He had each of his five highest single-game completion percentages in 2022: 80.9 at Tennessee, 80.6 vs. Washington, 79.2 vs. Indianapolis, 77.8 at Green Bay and 76.5 vs. Houston. Jones led with NFL and set a franchise record by throwing an interception on just 1.1% of his passes (five in 472 throws).

In addition, Jones rushed for a Giants quarterback-record 708 yards and seven touchdowns on 120 carries, all the second-highest totals on the team.

Barkley was selected to his second Pro Bowl and was one of three players nominated for the NFL Comeback Player of the Year award. He had career-high totals of 295 carries for 1,312 yards – the NFL's fourth-highest total - and rushed for 10 touchdowns, one less than his career-high rookie total. Barkley was also the team's co-leader with 57 receptions and was seventh in the NFL with 1,650 scrimmage yards, almost double his 2021 total of 856.

Daboll joined the Giants with 20 years of NFL coaching experience.

He is a five-time Super Bowl champion with the New England Patriots and won a national championship at the University of Alabama in his primary season as a college coach.

Daboll joined the Giants after spending the previous four seasons as the offensive coordinator of the Bills. He devised the game plans and called the plays for one of the most productive offenses in the NFL, one that helped Buffalo earn three consecutive playoff berths, win two AFC East titles and advance to the conference championship game in 2020.

Daboll also oversaw the development of quarterback Josh Allen, the seventh overall selection in the 2018 NFL Draft. Allen is the only player in history with 100 passing touchdowns and 30 rushing in his first four years. In his last two seasons working with Daboll, Allen threw 73 touchdown passes against just 24 interceptions.

In 2021, Daboll's offense excelled as Buffalo won its second straight AFC East championship with an 11-6 record. The Bills finished third in the NFL with 28.4 points a game and fifth with 381.9 yards a game. Allen was sixth in the league with a franchise-record 409 completions, seventh with 36 touchdown passes and eighth with 4,407 yards. Allen's favorite target, wide receiver Stefon Diggs, caught 103 passes for 1,225 yards and 10

touchdowns.

Daboll was voted the AP's NFL Assistant Coach of the Year in 2020, when Allen finished second in the NFL most valuable player voting after setting Buffalo single season franchise records with 4,544 yards, 37 touchdown passes, a 69.2 completion percentage and a 107.2 passer rating.

Daboll joined the Bills in 2018 and in his second season the Bills scored 45 more points and won four more games than they had in the previous season to earn a wild card berth.

In 2017, Daboll returned to collegiate coaching for the first time in 18 years when he became the offensive coordinator and quarterbacks coach at Alabama, which finished 13-1 and earned its 17th national championship. The Crimson Tide averaged 38.8 points, 245.0 rushing yards, 210.3 passing yards and 455.3 yards of total offense in Daboll's one season in Tuscaloosa. Daboll coached future NFL quarterbacks Jalen Hurts, Tua Tagovailoa and Mac Jones.

Daboll joined the Crimson Tide after spending the previous four seasons with the Patriots, his second stint with the team. He spent a total of 11 seasons in New England and helped the team win five Super Bowl titles (XXXVI, XXXVIII, XXXIX, XLIX and LI).

Daboll was an offensive assistant in 2013 before coaching the team's tight ends the next three seasons. Under his tutelage, Rob Gronkowski was selected first-team All-Pro following the 2014 and 2015 seasons. The following season, Gronkowski and Martellus Bennett combined for 80 receptions, 1,241 yards and 10 touchdowns.

Daboll was the Kansas City Chiefs' offensive coordinator in 2012. The Chiefs finished fifth in the NFL with an average of 149.7 rushing yards a game. Jamaal Charles was fourth with 1,509 yards and five touchdowns and averaged 5.3 yards a carry while earning a selection to the Pro Bowl.

In 2011, Daboll was coordinator in Miami, which improved from 30th in the league the year before his arrival to 20th during his one season with the team. That Dolphins team had both a 1,000-yard rusher and 1,000-yard receiver for the first time in franchise history as Reggie Bush ran for 1,086 yards and Brandon Marshall totaled 1,214 yards while catching a team-high 81 passes.

Prior to joining the Dolphins, Daboll served as Cleveland's offensive coordinator during the 2009 and 2010 seasons. The Browns offense saw dramatic improvement in the second half of the 2009 season. Cleveland scored 11.1 more points per game, was 20.8 percent better in the red zone, converted on 14.7 percent more third downs and averaged 1.9 fewer turnovers per game during the final eight games of the season. The 2010 season saw the Browns improve 12 spots to rank eighth in the NFL in rushing offense, averaging 130.4 yards per game.

Daboll coached quarterbacks during his two seasons (2007-08) with the New York Jets. He helped Hall of Fame quarterback Brett Favre pick up the Jets offense after the signal-caller came out of retirement. In his one season under Daboll, Favre was named to the AFC Pro Bowl team and had the second-highest completion percentage of his career (65.7). Daboll also helped the Jets improve from the NFL's 25th ranked scoring offense in his first season to No. 9 in season two, averaging 25.3 points per game.

Daboll's first stint in New England began in 2000, his first of two seasons as a defensive assistant for head coach Bill Belichick.

From 2002-06, he coached the Patriots' wide receivers. Daboll helped Deion Branch earn Super Bowl XXXIX MVP honors in the Patriots' victory against Philadelphia following the 2004 season. Branch became the first wide receiver to win the honor since San Francisco's Jerry Rice in Super Bowl XXIII after the 1988 season.

Prior to entering the NFL, Daboll spent the 1997 season as a volunteer assistant at the College of William & Mary before serving two seasons (1998-99) as a graduate assistant for Nick Saban at Michigan State.

Daboll graduated from the University of Rochester in 1997 graduate with an economics degree. He was a two-year starter at safety for the Yellowjackets and intercepted three passes in a game in his junior season.

Daboll was born in Welland, Ontario, Canada, a suburb of Niagara Falls. He was raised by his grandparents and mother in West Seneca, N.Y. Daboll lettered in football at Saint Francis High School in Athol Springs, N.Y.

Daboll and his wife, Beth, have six children: Mark, Christian, Aiden, Haven, Avery and Luke.

COACHING CAREER

1997	The College of William & Mary	volunteer assistant
1998-99	Michigan State University	graduate assistant
2000-01	New England Patriots	defensive assistant
2002-06	New England Patriots	wide receivers
2007-08	New York Jets	quarterbacks
2009-10	Cleveland Browns	offensive coordinator
2011	Miami Dolphins	offensive coordinator
2012	Kansas City Chiefs	offensive coordinator
2013	New England Patriots	offensive coaching assistant
2014-16	New England Patriots	tight ends
2017	University of Alabama	offensive coordinator/quarterbacks
2018-2021	Buffalo Bills	offensive coordinator
2022-23	New York Giants	head coach



MIKE KAFKA

OFFENSIVE COORDINATOR

NEW YORK FOOTBALL GIANTS

Mike Kafka is in his second season as the Giants' offensive coordinator and seventh as an NFL coach.

The offense significantly improved in Kafka's first season as coordinator.

The Giants' 365 points were 107 more than they scored in 2021. They averaged 333.9 yards a game, an increase of 46.6 yards per game. One year after averaging 99.3 rushing yards a game and 4.0 yards per carry, the Giants finished fourth in the NFL with 148.2 rushing yards a game and fifth with 4.8 yards a carry. Their 352 first downs were 53 more than the previous season.

Quarterback Daniel Jones and running back Saquon Barkley their finest statistical seasons.

Jones completed 317 of 472 passes for 3,205 yards, all career highs. His 15 touchdown passes were the 2nd-highest total of his career, and his 5 interceptions were a career low. Jones' passer rating was a career-best 92.5 and his 67.16 completion percentage was a Giants' single season record. He had each of his five highest single-game completion percentages in 2022: 80.9 at Tennessee, 80.6 vs. Washington, 79.2 vs. Indianapolis, 77.8 at Green Bay and 76.5 vs. Houston. Jones led with NFL and set a franchise record by throwing an interception on just 1.1% of his passes (five in 472 throws).

In addition, Jones rushed for a Giants quarterback-record 708 yards and seven touchdowns on 120 carries, all the second-highest totals on the team.

Barkley was selected to his second Pro Bowl and was one of three players nominated for the NFL Comeback Player of the Year award. He had career-high totals of 295 carries for 1,312 yards – the NFL's fourth-highest total – and rushed for 10 touchdowns, one less than his career-high rookie total. Barkley was also the team's co-leader with 57 receptions and was seventh in the NFL with 1,650 scrimmage yards, almost double his 2021 total of 856.

Before coming to the Giants, Kafka, 36, spent five seasons as an assistant coach on Andy Reid's staff with the Kansas City Chiefs, the last two as the team's quarterbacks coach and passing game coordinator.

During Kafka's tenure in Kansas City, the Chiefs were one of the NFL's most successful teams and deployed one of the league's most prolific offenses. Patrick Mahomes became an NFL most valuable player and Tyreek Hill, Travis Kelce and Mecole Hardman developed into elite receivers.

In 2021, the Chiefs advanced to the AFC Championship Game for the fourth consecutive year, a streak in which they advanced to two Super Bowls, winning one. Kansas City finished fourth in the NFL in scoring (28.2 points a game) third in total yardage (396.8) and fourth in passing yardage (281.8). Mahomes threw for 4,839 yards – his fourth consecutive 4,000-yard season – and 37 touchdowns against just 13 interceptions. Wide receiver Hill and tight end Kelce combined for 203 catches, 2,364 yards and 11 touchdowns in the regular season, while Hardman added 59 receptions 692 yards and two scores. The trio combined to score seven

touchdowns in three postseason games.

The previous year, Mahomes threw for 4,740 yards and 38 touchdowns to become just the seventh player in NFL history to throw for 4,500+ passing yards and 35+ touchdown passes multiple times in his career. The Chiefs' passing game ranked first in the league in yards-per-game (303.4), third in average gain per pass play (7.48) and tied for third in passing touchdowns. Kansas City defeated Cleveland and Buffalo in the playoffs to advance to Super Bowl LV.

In 2019, Kafka led a quarterback group that finished first in third down percentage (47.6). Despite missing multiple games due to injury, Mahomes threw 26 touchdown passes. He concluded that season by rallying the Chiefs from a 10-point fourth-quarter deficit to defeat San Francisco in Super Bowl LIV for their first title in 50 years. At 24 years and 138 days old, Mahomes became youngest quarterback to be named Super Bowl MVP.

In Kafka's first year coaching Kansas City's quarterbacks in 2018, Mahomes was voted the league's MVP after becoming only the second quarterback to pass for over 5,000 yards and 50 touchdown passes in a season.

Kafka served as an offensive quality control coach in his first year with the Chiefs in 2017, when he mentored Mahomes during the quarterback's rookie season. Kansas City's offense featured a 4,000-yard passer (Alex Smith), 1,000-yard rusher (Kareem Hunt), receiver (Hill) and tight end (Kelce).

In 2016, Kafka served as an offensive graduate assistant at his alma mater, Northwestern University. With Kafka's assistance, the Wildcats averaged 398.2 yards per game and 26.0 points per game, and defeated Pittsburgh, 31-24, in the New Era Pinstripe Bowl in Yankee Stadium.

Prior to becoming a coach, Kafka enjoyed a six-year NFL playing career, primarily as a backup quarterback and practice squad member with several teams.

Kafka was a fourth-round choice in the 2010 NFL Draft (122nd overall) by the Philadelphia Eagles, then coached by Reid, who has held the same position with the Chiefs since 2013. He played in four games, all with the 2011 Eagles (he completed four of seven passes vs. the Giants on Sept. 25). Kafka also did stints with New England, Tampa Bay and Minnesota, where he spent his final season in 2015.

Kafka played in 30 games at Northwestern, where he completed 408 of 637 passes (64.1%) for 4,265 yards with 19 touchdowns. He set single-game records in both passing yards (532 vs. Auburn, 2010) and rushing yards by a quarterback (217 vs. Minnesota, 2008). Additionally, his 3,725 yards of total offense as a senior in 2009 stands as the No. 2 season in program history.

A product of Chicago's St. Rita High School, Kafka earned a degree in communication studies from Northwestern.

Mike and his wife, Alli, have three children, Ashton, Jackson and Camden.

COACHING CAREER

2016	Northwestern University	offensive graduate assistant
2017	Kansas City Chiefs	offensive quality control
2018-19	Kansas City Chiefs	quarterbacks
2020-21	Kansas City Chiefs	quarterbacks/passing game coordinator
2022-23	New York Giants	offensive coordinator



DON MARTINDALE

DEFENSIVE COORDINATOR

NEW YORK FOOTBALL GIANTS

Don "Wink" Martindale is his second season as the Giants' defensive coordinator, his 19th season in the NFL and his 36th year in coaching.

In 2023, Martindale was one of three recipients of the Pro Football Writer Association's Paul "Dr. Z" Zimmerman Award, which is presented for lifetime achievement as an NFL assistant coach. The award is named for Zimmerman, who covered the NFL for 29 years as *Sports Illustrated's* lead pro football writer. The other honorees were John Mitchell, who retired following the 2022 season after 31 years as an NFL defensive line coach, including 28 with the Pittsburgh Steelers, and the late Bobb McKittrick, an offensive line coach in the league from 1971-99, who coached in five Super Bowls.

In Martindale's first year as coordinator in 2022, the Giants allowed 45 fewer points and recorded seven more sacks than they had the previous season, a major reason their victory total increased by five games, and they earned their first playoff berth since 2016 and won their first playoff game since 2011. The Giants ranked fifth in the NFL in third-down defense, as their opponents converted just 35.1% of their opportunities. They ranked fifth in the NFL in red-zone defensive efficiency in 2022, allowing touchdowns on 49.2% of opponent possessions.

Dexter Lawrence had a team and career-high 7.5 sacks, was selected a second-team all-pro and was one of the NFL's most dominant defensive linemen. Rookie Kayvon Thibodeaux was a Pro Bowl alternate, received an NFC Defensive Player of the Week award and steadily improved as the season progressed. Despite injuries that forced them to miss games, lineman Leonard Williams, cornerback Adoree' Jackson and safety Xavier McKinney excelled in Martindale's "position-less" defense.

Martindale, 60, joined the Giants after spending the previous 10 seasons on the Baltimore Ravens' coaching staff, the last four as defensive coordinator. During Martindale's tenure in Baltimore, the Ravens won Super Bowl XLVII and consistently had one of the NFL's best defenses. His unit ranked in the top three in the NFL in points allowed in each of his first three seasons, and first, fourth and seventh, respectively, in yardage yielded while never finishing lower than eighth against the run or the pass.

In 2021, Martindale's defense led the NFL against the run, allowing 84.5 yards a game. Baltimore's opponents converted only 34.8% of their third-down chances, the league's third-best figure.

In Martindale's first three seasons as coordinator (2018-20), Baltimore permitted both the league's fewest points (18.2 a game) and total yards per game (307.8) and was tied for the league lead with 12 defensive touchdowns. In those three years, Baltimore led the league in number of players to record a sack (33) and second-half points allowed (401), while ranking No. 2 in both fourth-down stops (41) and opponent QB rating (81.9).

Martindale's 2019 defense ranked fourth in the league by allowing 300.6 yards and helped the Ravens finish with a franchise-best 14-2 record and second straight AFC North Division title. The Ravens' six defensive touchdowns were tied for the second most in franchise history.

In his first season as coordinator in 2018, the Ravens yielded an NFL-best 292.9 yards-per-game and established a modern-era mark by not allowing a second-half touchdown in the first six games of the season (the last team to do so was the 1934 Detroit Lions.) Martindale was recognized by *Sports Illustrated/MMQB* as the Assistant Coach of the Year and was the AP NFL runner-up for the same award. The Ravens ranked third in third-down defense (34.1%), fourth in rushing yards allowed (82.9 yards per game) and fifth in passing yards permitted (210.0 a game).

Martindale joined the Ravens in 2012, as linebackers coach. In his first season in Baltimore, Martindale coached Pro Football Hall of Famer Ray Lewis and helped the Ravens defeat San Francisco in the Super Bowl.

Martindale helped develop numerous standout Ravens linebackers. C.J. Mosley in 2014 became the first Ravens rookie to earn Pro Bowl honors and finished second in the AP NFL Defensive Rookie of the Year voting. Daryl Smith was a standout performer for Baltimore, joining Lavonte David as the only NFL players to post at least 350 tackles, 5.0 sacks, five interceptions and four forced fumbles 2013-15.

Martindale was the Denver Broncos' linebackers coach in 2009 and defensive coordinator in 2010. In his first season with the team, he helped the Denver defense rank seventh in the NFL (allowing 315.0 yards a game). Outside linebacker Elvis Dumervil led the NFL with a then-team-record 17.0 sacks and was a Pro Bowler and first-team All-Pro selection. The next year, he coordinated a defense that included two Hall of Famers in cornerback Champ Bailey and safety Brian Dawkins.

Martindale originally entered the NFL in 2004, the first of five seasons in which he coached linebackers for the Oakland Raiders. Martindale tutored linebackers Kirk Morrison and Thomas Howard who combined from 7 INTs from 2006-2008. In 2006 Oakland's defense ranked 3rd in the NFL in yardage (284.8 YPG) and first against the pass (150.8 yards-per-game)

Martindale began his coaching career in 1986 at his alma mater Defiance College in Ohio, where he coached the secondary in his debut season and added defensive coordinator duties the following year.

From 1988-93, Martindale was a defensive coordinator at three Ohio high schools, including his alma mater, Trotwood-Madison.

He returned to college coaching as a defensive assistant at Notre Dame from 1994-95. Martindale also coached at the University of Cincinnati, Western Illinois and Western Kentucky before entering the NFL. Martindale also helped Western Kentucky earn a Division I FCS National Championship in 2002.

Martindale played safety for Defiance, where he earned a bachelor's degree in business education. He was an all-state linebacker and baseball player at Trotwood-Madison.

Martindale and his wife, Laura, have a daughter, Cassie, and a son, Ty. Martindale has one granddaughter, Gigi.

COACHING CAREER

1986	Defiance College	secondary
1987	Defiance College	defensive coordinator/secondary
1988-93	Ohio high schools	defensive coordinator
1994-95	University of Notre Dame	defensive assistant
1996	University of Cincinnati	defensive ends
1997-98	University of Cincinnati	special teams coordinator/linebackers
1999	Western Illinois University	defensive coordinator/linebackers
2001-02	Western Kentucky University	special teams coordinator/inside linebackers
2003	Western Kentucky University	defensive coordinator/inside linebackers
2004-08	Oakland Raiders	linebackers
2009	Denver Broncos	linebackers
2010	Denver Broncos	defensive coordinator
2012-17	Baltimore Ravens	linebackers
2018-21	Baltimore Ravens	defensive coordinator
2022-23	New York Giants	defensive coordinator



THOMAS MCGAUGHEY

(muh-GAY-hee)

SPECIAL TEAMS COORDINATOR

NEW YORK FOOTBALL GIANTS

Thomas McGaughey (pronounced muh-GAY-hee), is in the sixth season of his second stint with the Giants and his sixth as their special teams coordinator. He was previously a coordinator for three other NFL teams.

Working with McGaughey, Graham Gano has become one of the finest kickers in Giants history. In three seasons with the Giants, Gano has made 89 of 97 field goal attempts (91.8%), including 20 of 25 (80.0%) from 50+ yards, with a long of 57 yards. His 91.8% success rate is the highest in Giants history among kickers with at least 50 attempts. Gano has the franchise's second and sixth-highest single-season field goal percentages with 96.9 (31 of 32) in 2020, and 90.6 (29 of 32) in 2022. Gano's 20 field goals of 50 or more yards are more than twice as many as any other kicker in Giants history. Joe Danelo is second with nine.

In 2022, Gano set a Giants single-season record with eight field goals of 50 or more yards, one more than the previous record he established in 2021. Gano also tied the franchise record for the longest field goal with a 57-yarder at Dallas.

The previous season, the Giants were one of just four teams that did not have any negative plays (turnover, blocked kick, touchdown allowed) on special teams. Their opponents averaged an NFL-low 17.8 yards per kickoff return.

Several of the best placekicking performances in Giants history have occurred during McGaughey's tenure as coordinator.

In 2020, Gano made 31 of 32 field goal attempts, a .9687 percentage that is the second highest in Giants history. Gano's predecessor, Aldrick Rosas made 32 of 33 attempts, a success rate of .9696, in 2018, McGaughey's first season as coordinator.

Gano's .9687 percentage was the highest among the 21 NFL kickers who attempted at least 25 field goals in 2020. His only miss was on a 57-yard try in Chicago in Week 2. Gano followed by making his next 30 field goal attempts that season and first seven in 2021.

In 2019, the Giants' kickoff coverage team led the NFL and finished in the top two for the season straight season by allowing an average return of just 18.1 yards. The punt coverage team was tied for fifth as opponents averaged only 5.7 yards a return. Conversely, the Giants were fourth and 10th, respectively, in the NFL in punt (9.8 yards) and kickoff (23.5 yards) return average.

In McGaughey's first season leading the Giants' special teams in 2018, Rosas was selected to the Pro Bowl and named second-team All-Pro after missing just one field goal attempt and one PAT. His 32 field goals were the fifth-highest total in Giants history. Rosas' .970 field goal percentage was a Giants record and was just 1/100th of a percentage point behind NFL leader Robbie Gould, a former Giant. On Dec. 2, Rosas kicked the longest field goal in Giants history, a 57-yarder against Chicago in MetLife Stadium (a record Gano matched in 2022).

Michael Thomas led the Giants with nine special teams tackles (six solo) and was the NFC special teams player in the Pro Bowl.

Prior to returning to the Giants, McGaughey spent two seasons as the Carolina Panthers' special teams coordinator. Initially hired as Carolina's assistant special teams coach in February 2016, McGaughey was named

coordinator six months later when the late Bruce DeHaven transitioned to the role of senior advisor to special teams.

In 2017, the Panthers ranked fifth in the NFL with a franchise-record 42.4-yard net punting average. Gano played in the Pro Bowl after leading the league with a franchise-record .967 success rate on field goal attempts (29 of 30). In McGaughey's first season with Carolina, the kickoff coverage unit limited opponents to an NFL-best average of 18.1 yards per return.

McGaughey was the San Francisco 49ers' coordinator in 2015. The 49ers ranked second in the league with four blocked field goals and eighth in punt coverage, allowing an average return of just 6.4 yards.

In 2014, McGaughey coached the Jets' special teams. The kickoff return team finished fifth in the NFL with an average drive start of the 24.1-yard line, while the coverage group was seventh by limiting opponents to an average of 21.8 yards per return.

From 2011-13, McGaughey was the special teams coordinator/defensive assistant at Louisiana State. In those three seasons, the Tigers scored seven special teams touchdowns and McGaughey coached more than 40 future NFL players.

McGaughey was first on the Giants' staff from 2007-10, when he was the assistant special team coach. In his first season, the Giants won Super Bowl XLII. The following year, McGaughey helped produce the Pro Bowl battery of kicker John Carney, punter/holder Jeff Feagles, and long snapper Zak DeOssie as the Giants won the NFC East.

McGaughey initially came to the Giants following two seasons (2005-06) as the Denver Broncos' assistant special teams coordinator.

McGaughey was the special teams coordinator at his alma mater, the University of Houston, in 2003 and added cornerbacks coach to his responsibilities in 2004.

After getting his start in the NFL as an intern in the Houston Texans' pro scouting department in 2001, McGaughey was hired as the Kansas City Chiefs' as an assistant special teams coach the following year.

Between his internship and full-time position with the Chiefs, McGaughey spent the spring of 2002 in NFL Europe as the Scottish Claymores' defensive backs coach and special teams coordinator.

McGaughey began his coaching career at Houston as a graduate assistant in 1997. He handled defensive backs and special teams at Willowridge High School in Houston from 1998-2001.

McGaughey played for the Houston Cougars from 1991-95 and was special teams captain as a senior. He was a three-time letter-winner on the track team, competing in the 110-meter hurdles. McGaughey majored in kinesiology and sports administration.

He was briefly with the Cincinnati Bengals and Philadelphia Eagles in 1996 and played in NFL Europe and was a member of the Barcelona Dragons team that won the World Bowl in 1997.

McGaughey has three children, sons Thomas (Trey) and Trenton, and daughter Taylor.

COACHING CAREER

2002	Kansas City Chiefs	assistant special teams
2003	University of Houston	special teams coordinator
2004	University of Houston	special teams coordinator/cornerbacks
2005-06	Denver Broncos	assistant special teams
2007-10	New York Giants	assistant special teams
2011-13	Louisiana State University	special teams coordinator/defensive assistant
2014	New York Jets	special teams coordinator
2015	San Francisco 49ers	special teams coordinator
2016-17	Carolina Panthers	special teams coordinator
2018-23	New York Giants	special teams coordinator


ASSISTANT COACHES



Laura Young
Director of Coaching
Operations
Coaches



Mike Adams
Assistant Special Teams Coach
Coaches



Angela Baker
Offensive Assistant
Coaches




Andy Bischoff
Tight Ends Coach
Coaches



Ben Burress
Defensive Assistant
Coaches



Bryan Cox
Assistant Defensive Line Coach
Coaches



Christian Daboll
Offensive Assistant
Coaches



John Egorugwu
Inside Linebackers Coach
Coaches



Mike Groh
Wide Receivers Coach
Coaches



Jerome Henderson
Defensive Backs Coach
Coaches



Bobby Johnson
Offensive Line Coach
Coaches



Christian Jones
Assistant Quarterbacks Coach
Coaches




Cade Knox
Offensive Assistant/Game
Manager
Coaches



Jeff Nixon
Running Backs Coach
Coaches



Andre Patterson
Defensive Line Coach
Coaches



Chris Smith
Assistant Offensive Line
Coaches

ASSISTANT COACHES



Stephen Thomas
Assistant Special Teams
Coaches



Shea Tierney
Quarterbacks Coach
Coaches



Michael Treier
Safeties Coach
Coaches



Drew Wilkins
Outside Linebackers Coach
Coaches



Kevin Wilkins
Defensive Assistant
Coaches



ny

**2023
SEASON**

NO.	NAME	POS	HT	WT	DOB	EXP	COLLEGE	HOMETOWN	HOW ACQ
25	Banks, Deonte	CB	6-2	200	4/3/2001	R	Maryland	Baltimore, Md.	D1-'23
26	Barkley, Saquon	RB	6-0	232	2/9/1997	6	Penn State	Coplay, Pa.	D1-'18
45	Basham, Boogie	OLB	6-3	274	12/16/1997	3	Wake Forest	Roanoke, Va.	T(BUF)-'23
82	Bellinger, Daniel	TE	6-6	255	9/22/2000	2	San Diego State	Las Vegas, Nev.	D4-'22
24	Belton, Dane	S	6-1	190	12/7/2000	2	Iowa	Tampa, Fla.	D4-'22
68	Bredeson, Ben	G	6-5	310	2/20/1998	4	Michigan	Harland, Wis.	T(BAL)-'21
31	Breida, Matt	RB	5-10	195	2/28/1995	7	Georgia Southern	Brooksville, Fla.	FA-'22
47	Brown, Cam	ILB	6-5	235	4/1/1998	4	Penn State	Burtionsville, Md.	D6-'20
46	Bullock, Randy	K	5-9	210	12/16/1989	11	Texas A&M	Klein, Texas	FA-'23
83	Cager, Lawrence	TE	6-5	220	8/20/1997	3	Georgia	Baltimore, Md.	FA-'22
0	Campbell, Parris	WR	6-1	205	7/16/1997	5	Ohio State	Akron, Ohio	FA-'23
35	Corbin, Jashaun	RB	5-11	200	8/20/2000	1	Florida State	Rockledge, Fla.	FA-'23
52	Coughlin, Carter	ILB	6-3	240	7/21/1997	4	Minnesota	Eden Prairie, Minn.	D7-'20
98	Davidson, D.J.	DL	6-5	320	9/19/1997	2	Arizona State	Mesa, Ariz.	D5-'22
15	DeVito, Tommy	QB	6-2	210	8/7/1998	R	Illinois	Cedar Grove, N.J.	UDFA
28	Floitt, Cor'Dale	CB	6-2	175	8/24/2001	2	LSU	Saraland, Ala.	D3-'22
6	Gillan, Jamie	P	6-1	207	7/4/1997	5	Arkansas-Pine Bluff	Inverness, Scotland	FA-'22
64	Glowinski, Mark	G	6-4	310	5/3/1992	9	West Virginia	Wilkes-Barre, Pa.	FA-'22
20	Gray, Eric	RB	5-10	211	11/4/1999	R	Oklahoma	Memphis, Tenn.	D5-'23
65	Harlow, Sean	C	6-4	298	3/28/1995	3	Oregon State	San Clemente, Calif.	FA-'23
37	Hawkins III, Tre	CB	6-3	195	8/1/2000	R	Old Dominion	Temple, Texas	D6-'23
18	Hodgins, Isaiah	WR	6-3	200	10/21/1998	3	Oregon State	San Jose, Calif.	W(BUF)-'22
30	Holmes, Darnay	CB	5-10	195	6/23/1998	4	UCLA	Pasadena, Calif.	D4-'20
13	Hyatt, Jalin	WR	6-0	185	9/25/2001	R	Tennessee	Irmo, S.C.	D3-'23
22	Jackson, Adoree'	CB	5-11	185	9/18/1995	7	USC	Belleville, Ill.	FA-'21
59	Kreiter, Casey	LS	6-1	250	8/13/1990	8	Iowa	DeWitt, Iowa	FA-'20
97	Lawrence II, Dexter	DL	6-4	340	11/12/1997	5	Clemson	Wake Forest, N.C.	D1-'19
21	McCain, Bobby	S	5-9	196	8/18/1993	9	Memphis	Sylacauga, Ala.	FA-'23
44	McCloud, Nick	CB	6-0	193	7/9/1998	3	Notre Dame	Rock Hill, S.C.	W(BUF)-'22
41	McFadden, Micah	ILB	6-2	232	1/3/2000	2	Indiana	Tampa, Fla.	D5-'22
60	McKethan, Marcus	OL	6-7	335	5/19/2000	2	North Carolina	Barnwell, S.C.	D5-'22
29	McKinney, Xavier	S	6-0	201	8/9/1999	4	Alabama	Roswell, Ga.	D2-'20
73	Neal, Evan	T	6-7	340	9/19/2000	2	Alabama	Okeechobee, Fla.	D1-'22
93	Nuñez-Roches, Rakeem	DL	6-2	305	7/3/1993	9	Southern Miss	Phenix City, Ala.	FA-'23
51	Ojulari, Azeez	OLB	6-3	240	6/16/2000	3	Georgia	Austell, Ga.	D2-'21
58	Okereke, Bobby	ILB	6-2	235	7/29/1996	5	Stanford	Santa Ana, Calif.	FA-'23
80	Olszewski, Gunner	WR	6-0	190	11/26/1996	5	Bemidji State	Alvin, Texas	FA-'23
39	Owens, Gervarrius	S	6-0	200	10/14/1999	R	Houston	Moore, Okla.	D7-'23
79	Phillips, Tyre	G	6-5	325	1/29/1997	4	Mississippi State	Grenada, Miss.	FA-'23
27	Pinnock, Jason	S	6-0	200	6/30/1999	3	Pittsburgh	Windsor, Conn.	W(NYJ)-'22
67	Pugh, Justin	G	6-5	311	8/15/1990	11	Syracuse	Holland, Pa.	FA-'23
95	Riley, Jordon	DT	6-5	315	5/19/1998	R	Oregon	New Bern, N.C.	D7-'23
91	Robinson, A'Shawn	DL	6-4	330	3/21/1995	8	Alabama	Fort Worth, Texas	FA-'23
17	Robinson, Wan'Dale	WR	5-8	185	1/5/2001	2	Kentucky	Frankfort, Ky.	D2-'22
61	Schmitz Jr., John Michael	C	6-4	320	4/19/1999	R	Minnesota	Flossmoor, Ill.	D2-'23
3	Shepard, Sterling	WR	5-10	198	2/10/1993	8	Oklahoma	Oklahoma City, Okla.	D2-'16
19	Simmons, Isaiah	S/ILB	6-4	238	7/26/1998	4	Clemson	Olathe, Kan.	T(ARI)-'23
86	Slayton, Darius	WR	6-1	198	1/12/1997	5	Auburn	Norcross, Ga.	D5-'19
2	Taylor, Tyrod	QB	6-1	217	8/3/1989	13	Virginia Tech	Hampton, Va.	FA-'22
5	Thibodeaux, Kayvon	OLB	6-5	258	12/15/2000	2	Oregon	South Central Los Angeles, Calif.	D1-'22
78	Thomas, Andrew	T	6-5	315	1/22/1999	4	Georgia	Lithonia, Ga.	D1-'20
55	Ward, Jihad	OLB	6-5	285	5/11/1994	8	Illinois	Philadelphia, Pa.	FA-'22
48	Whitley, Benton	OLB	6-3	260	2/12/1999	2	Holy Cross	Springfield, Mass.	FA-'23
Active/PUP (1)									
33	Robinson, Aaron	CB	6-1	195	11/10/1997	3	UCF	Deerfield Beach, Fla.	D3-'21
Injured Reserve (10)									
23	Brightwell, Gary	RB	6-1	220	2/28/1998	3	Arizona	Chester, Pa.	D6-'21
57	Davis, Jarrad	ILB	6-1	250	11/16/1994	7	Florida	Kingsland, Ga.	FA-'22
75	Ezeudu, Joshua	OL	6-4	310	9/19/1999	2	North Carolina	Lawrenceville, Ga.	D3-'22
6	Ford-Wheaton, Bryce	WR	6-3	220	3/9/2000	R	West Virginia	Fuquay-Varina, N.C.	UDFA
9	Gano, Graham	K	6-2	202	4/9/1987	14	Florida State	Arbroath, Scotland	FA-'20
63	Hassenauer, J.C.	C	6-2	295	9/15/1995	4	Alabama	Woodbury, Minn.	FA-'23
8	Jones, Daniel	QB	6-5	230	5/27/1997	5	Duke	Charlotte, N.C.	D1-'19
66	Lemieux, Shane	G	6-4	310	5/12/1997	4	Oregon	Yakima, Wash.	D5-'20
74	Peart, Matt	T	6-7	315	6/11/1997	4	Connecticut	Kingston, Jamaica	D3-'20
12	Waller, Darren	TE	6-6	238	9/13/1992	7	Georgia Tech	Acworth, Ga.	T(LV)-'23
Practice Squad (16)									
90	Anderson, Ryder	DL	6-6	280	10/15/1998	2	Indiana	Katy, Texas	FA-'22
9	Barkley, Matt	QB	6-2	234	9/8/1990	10	USC	Santa Ana, Calif.	FA-'23
43	Beavers, Darrian	ILB	6-4	255	7/5/1999	2	Cincinnati	Cincinnati, Ohio	D6-'22
72	Cajuste, Yodny	T	6-5	310	2/21/1996	5	West Virginia	Miami, Fla.	FA-'23
87	Drummond, Dylan	WR	6-0	186	1/17/2000	R	Eastern Michigan	Cleveland, Ohio	UDFA
49	Fox, Tomon	OLB	6-2	245	3/16/1998	2	North Carolina	Lawrenceville, Ga.	FA-'22
38	Hayes, Kaleb	DB	6-0	195	3/19/1999	R	BYU	San Bernadino, Calif.	FA-'23
88	Houston, Dennis	WR	6-1	198	4/24/1999	1	Western Illinois	San Antonio, Texas	FA-'23
34	Jackson, Deon	RB	6-0	220	2/18/1999	3	Duke	Atlanta, Ga.	W(CLE)-'23
84	Jackson, Tyree	TE	6-7	249	11/7/1997	3	Buffalo	Norton Shores, Mich.	FA-'23
54	Johnson, Dyontae	ILB	6-2	230	9/28/2000	R	Toledo	Detroit, Mich.	UDFA
49	Jones, Ryan	TE	6-3	247	8/20/1999	R	East Carolina	Charlotte, N.C.	UDFA
62	Mayfield, Jalen	G	6-5	319	5/23/2000	3	Michigan	Grand Rapids, Mich.	FA-'23
77	Miles, Joshua	T	6-5	314	1/4/1996	5	Morgan State	Baltimore, Md.	FA-'23
36	Thomas-Oliver III, Stantley	CB	6-0	190	6/4/1998	4	Florida International	Punta Gorda, Fla.	FA-'23
99	York, Cade	K	6-1	206	1/27/2001	2	LSU	McKinney, Texas	FA-'23

NO.	NAME	POS	HT	WT	DOB	EXP	COLLEGE	HOMETOWN	HOW ACQ
0	Campbell, Parris	WR	6-1	205	7/16/1997	5	Ohio State	Akron, Ohio	FA-'23
2	Taylor, Tyrrod	QB	6-1	217	8/3/1989	13	Virginia Tech	Hampton, Va.	FA-'22
3	Shepard, Sterling	WR	5-10	198	2/10/1993	8	Oklahoma	Oklahoma City, Okla.	D2-'16
5	Thibodeaux, Kayvon	OLB	6-5	258	12/15/2000	2	Oregon	South Central Los Angeles, Calif.	D1-'22
6	Gillan, Jamie	P	6-1	207	7/4/1997	5	Arkansas-Pine Bluff	Inverness, Scotland	FA-'22
13	Hyatt, Jalin	WR	6-0	185	9/25/2001	R	Tennessee	Irmo, S.C.	D3-'23
15	DeVito, Tommy	QB	6-2	210	8/7/1998	R	Illinois	Cedar Grove, N.J.	UDFA
17	Robinson, Wan'Dale	WR	5-8	185	1/5/2001	2	Kentucky	Frankfort, Ky.	D2-'22
18	Hodgins, Isaiah	WR	6-3	200	10/21/1998	3	Oregon State	San Jose, Calif.	W(BUF)-'22
19	Simmons, Isaiah	S/ILB	6-4	238	7/26/1998	4	Clemson	Olathe, Kan.	T(ARI)-'23
20	Gray, Eric	RB	5-10	211	11/4/1999	R	Oklahoma	Memphis, Tenn.	D5-'23
21	McCain, Bobby	S	5-9	196	8/18/1993	9	Memphis	Sylacauga, Ala.	FA-'23
22	Jackson, Adoree ¹	CB	5-11	185	9/18/1995	7	USC	Belleville, Ill.	FA-'21
24	Belton, Dane	S	6-1	190	12/7/2000	2	Iowa	Tampa, Fla.	D4-'22
25	Banks, Deonte	CB	6-2	200	4/3/2001	R	Maryland	Baltimore, Md.	D1-'23
26	Barkley, Saquon	RB	6-0	232	2/9/1997	6	Penn State	Coplay, Pa.	D1-'18
27	Pinnock, Jason	S	6-0	200	6/30/1999	3	Pittsburgh	Windsor, Conn.	W(NYJ)-'22
28	Flott, Cor'Dale	CB	6-2	175	8/24/2001	2	LSU	Saraland, Ala.	D3-'22
29	McKinney, Xavier	S	6-0	201	8/9/1999	4	Alabama	Roswell, Ga.	D2-'20
30	Holmes, Darnay	CB	5-10	195	6/23/1998	4	UCLA	Pasadena, Calif.	D4-'20
31	Breida, Matt	RB	5-10	195	2/28/1995	7	Georgia Southern	Brooksville, Fla.	FA-'22
35	Corbin, Jashaun	RB	5-11	200	8/20/2000	1	Florida State	Rockledge, Fla.	FA-'23
37	Hawkins III, Tre	CB	6-3	195	8/1/2000	R	Old Dominion	Temple, Texas	D6-'23
39	Owens, Gervarius	S	6-0	200	10/14/1999	R	Houston	Moore, Okla.	D7-'23
41	McFadden, Micah	ILB	6-2	232	1/3/2000	2	Indiana	Tampa, Fla.	D5-'22
44	McCloud, Nick	CB	6-0	193	7/9/1998	3	Notre Dame	Rock Hill, S.C.	W(BUF)-'22
45	Basham, Boogie	OLB	6-3	274	12/16/1997	3	Wake Forest	Roanoke, Va.	T(BUF)-'23
46	Bullock, Randy	K	5-9	210	12/16/1989	11	Texas A&M	Klein, Texas	FA-'23
47	Brown, Cam	ILB	6-5	235	4/1/1998	4	Penn State	Burtonsville, Md.	D6-'20
48	Whitley, Benton	OLB	6-3	260	2/12/1999	2	Holy Cross	Springfield, Mass.	FA-'23
51	Ojulari, Azeez	OLB	6-3	240	6/16/2000	3	Georgia	Austell, Ga.	D2-'21
52	Coughlin, Carter	ILB	6-3	240	7/21/1997	4	Minnesota	Eden Prairie, Minn.	D7-'20
55	Ward, Jihad	OLB	6-5	285	5/11/1994	8	Illinois	Philadelphia, Pa.	FA-'22
58	Okereke, Bobby	ILB	6-2	235	7/29/1996	5	Stanford	Santa Ana, Calif.	FA-'23
59	Kreiter, Casey	LS	6-1	250	8/13/1990	8	Iowa	DeWitt, Iowa	FA-'20
60	McKethan, Marcus	OL	6-7	335	5/19/2000	2	North Carolina	Barnwell, S.C.	D5-'22
61	Schmitz Jr., John Michael	C	6-4	320	4/19/1999	R	Minnesota	Flossmoor, Ill.	D2-'23
64	Glowinski, Mark	G	6-4	310	5/3/1992	9	West Virginia	Wilkes-Barre, Pa.	FA-'22
65	Harlow, Sean	C	6-4	298	3/28/1995	3	Oregon State	San Clemente, Calif.	FA-'23
67	Pugh, Justin	G	6-5	311	8/15/1990	11	Syracuse	Holland, Pa.	FA-'23
68	Bredeson, Ben	G	6-5	310	2/20/1998	4	Michigan	Harland, Wis.	T(BAL)-'21
73	Neal, Evan	T	6-7	340	9/19/2000	2	Alabama	Okeechobee, Fla.	D1-'22
78	Thomas, Andrew	T	6-5	315	1/22/1999	4	Georgia	Lithonia, Ga.	D1-'20
79	Phillips, Tyre	G	6-5	325	1/29/1997	4	Mississippi State	Grenada, Miss.	FA-'23
80	Olsewski, Gunner	WR	6-0	190	11/26/1996	5	Bemidji State	Alvin, Texas	FA-'23
82	Bellinger, Daniel	TE	6-6	255	9/22/2000	2	San Diego State	Las Vegas, Nev.	D4-'22
83	Cager, Lawrence	TE	6-5	220	8/20/1997	3	Georgia	Baltimore, Md.	FA-'22
86	Slayton, Darius	WR	6-1	198	1/12/1997	5	Auburn	Norcross, Ga.	D5-'19
91	Robinson, A'Shawn	DL	6-4	330	3/21/1995	8	Alabama	Fort Worth, Texas	FA-'23
93	Nuñez-Roches, Rakeem	DL	6-2	305	7/3/1993	9	Southern Miss	Phenix City, Ala.	FA-'23
95	Riley, Jordan	DT	6-5	315	5/19/1998	R	Oregon	New Bern, N.C.	D7-'23
97	Lawrence II, Dexter	DL	6-4	340	11/12/1997	5	Clemson	Wake Forest, N.C.	D1-'19
98	Davidson, D.J.	DL	6-5	320	9/19/1997	2	Arizona State	Mesa, Ariz.	D5-'22
Active/PUP (1)									
33	Robinson, Aaron	CB	6-1	195	11/10/1997	3	UCF	Deerfield Beach, Fla.	D3-'21
Injured Reserve (10)									
6	Ford-Wheaton, Bryce	WR	6-3	220	3/9/2000	R	West Virginia	Fuquay-Varina, N.C.	UDFA
8	Jones, Daniel	QB	6-5	230	5/27/1997	5	Duke	Charlotte, N.C.	D1-'19
9	Gano, Graham	K	6-2	202	4/9/1987	14	Florida State	Arbroath, Scotland	FA-'20
12	Waller, Darren	TE	6-6	238	9/13/1992	7	Georgia Tech	Acworth, Ga.	T(LV)-'23
23	Brightwell, Gary	RB	6-1	220	2/28/1998	3	Arizona	Chester, Pa.	D6-'21
57	Davis, Jarrad	ILB	6-1	250	11/16/1994	7	Florida	Kingsland, Ga.	FA-'22
63	Hassenauer, J.C.	C	6-2	295	9/15/1995	4	Alabama	Woodbury, Minn.	FA-'23
66	Lemieux, Shane	G	6-4	310	5/12/1997	4	Oregon	Yakima, Wash.	D5-'20
74	Pearl, Matt	T	6-7	315	6/11/1997	4	Connecticut	Kingston, Jamaica	D3-'20
75	Ezeudu, Joshua	OL	6-4	310	9/19/1999	2	North Carolina	Lawrenceville, Ga.	D3-'22
Practice Squad (16)									
9	Barkley, Matt	QB	6-2	234	9/8/1990	10	USC	Santa Ana, Calif.	FA-'23
34	Jackson, Deon	RB	6-0	220	2/18/1999	3	Duke	Atlanta, Ga.	W(CLE)-'23
36	Thomas-Oliver III, Stantley	CB	6-0	190	6/4/1998	4	Florida International	Punta Gorda, Fla.	FA-'23
38	Hayes, Kaleb	DB	6-0	195	3/19/1999	R	BYU	San Bernardino, Calif.	FA-'23
43	Beavers, Darrian	ILB	6-4	255	7/5/1999	2	Cincinnati	Cincinnati, Ohio	D6-'22
49	Fox, Tomon	OLB	6-2	245	3/16/1998	2	North Carolina	Lawrenceville, Ga.	FA-'22
49	Jones, Ryan	TE	6-3	247	8/20/1999	R	East Carolina	Charlotte, N.C.	UDFA
54	Johnson, Dyontae	ILB	6-2	230	9/28/2000	R	Toledo	Detroit, Mich.	UDFA
62	Mayfield, Jalen	G	6-5	319	5/23/2000	3	Michigan	Grand Rapids, Mich.	FA-'23
72	Cajuste, Yodny	T	6-5	310	2/21/1996	5	West Virginia	Miami, Fla.	FA-'23
77	Miles, Joshua	T	6-5	314	1/4/1996	5	Morgan State	Baltimore, Md.	FA-'23
84	Jackson, Tyree	TE	6-7	249	11/7/1997	3	Buffalo	Norton Shores, Mich.	FA-'23
87	Drummond, Dylan	WR	6-0	186	1/17/2000	R	Eastern Michigan	Cleveland, Ohio	UDFA
88	Houston, Dennis	WR	6-1	198	4/24/1999	1	Western Illinois	San Antonio, Texas	FA-'23
90	Anderson, Ryder	DL	6-6	280	10/15/1998	2	Indiana	Katy, Texas	FA-'22
99	York, Cade	K	6-1	206	1/27/2001	2	LSU	McKinney, Texas	FA-'23

2023 PLAYER PARTICIPATION



York, Cade ^ ^ ^ ^ ^ ^ ^ ^ N N N PS PS - - - - 0 0 0 3

LEGEND:
CAPS=Starter, P=Player was a substitution, N=On Inactive List, X=Did Not Play (Non-injury), PS=Practice Squad, IR=Injured Reserve, PUP=Active/PUP, NFI=Non-Football Illness (NFI), NOT=Not on Roster, PSIR=Practice Squad/Injured Reserve, NOTT=Not on any Team, ^=With Other Team

2023 REGULAR SEASON

OFFENSE

DATE	OPPONENT	WR	TE	LT	LG	C	RG	RT	QB	FB	RB
9/10	Dallas	P. Campbell/ I. Hodgins	D. Bellinger/ D. Waller	A. Thomas	B. Bredeson	<u>J. Schmitz Jr.</u>	M. Glowinski	E. Neal	D. Jones	--	S. Barkley
9/17	at Arizona	D. Slayton/ P. Campbell/ I. Hodgins	D. Waller	J. Ezeudu	B. Bredeson	<u>J. Schmitz Jr.</u>	M. McKethan	E. Neal	D. Jones	--	S. Barkley
9/21	at San Francisco	D. Slayton/ P. Campbell/ I. Hodgins	D. Waller	J. Ezeudu	S. Lemieux	<u>J. Schmitz Jr.</u>	M. McKethan	E. Neal	D. Jones	--	M. Breida
10/2	Seattle	D. Slayton/ I. Hodgins	D. Waller/ D. Bellinger	J. Ezeudu	B. Bredeson	<u>J. Schmitz Jr.</u>	M. McKethan	E. Neal	D. Jones	--	M. Breida
10/8	at Miami	I. Hodgins/ W. Robinson	D. Bellinger/ D. Waller	J. Ezeudu	M. Glowinski	B. Bredeson	M. McKethan	E. Neal	D. Jones	--	M. Breida
10/15	at Buffalo	D. Slayton/ I. Hodgins	D. Bellinger/ D. Waller	J. Ezeudu	J. Pugh	B. Bredeson	M. Glowinski	E. Neal	T. Taylor	--	S. Barkley
10/22	Washington	<u>J. Hyatt</u> / S. Shepard	D. Bellinger/ D. Waller	J. Pugh	M. McKethan	B. Bredeson	M. Glowinski	T. Phillips	T. Taylor	--	S. Barkley
10/29	N.Y. Jets	D. Slayton/ W. Robinson	D. Bellinger/ D. Waller	J. Pugh	B. Bredeson	<u>J. Schmitz Jr.</u>	M. Glowinski	T. Phillips	T. Taylor	--	S. Barkley
11/5	at Las Vegas	D. Slayton/ I. Hodgins	D. Bellinger	A. Thomas	J. Pugh	<u>J. Schmitz Jr.</u>	B. Bredeson	E. Neal	D. Jones	--	S. Barkley/ M. Breida
11/12	at Dallas	D. Slayton/ I. Hodgins	D. Bellinger/ T. Jackson	A. Thomas	J. Pugh	<u>J. Schmitz Jr.</u>	B. Bredeson	T. Phillips	<u>T. DeVito</u>	--	S. Barkley
11/19	at Washington	<u>J. Hyatt</u> / D. Slayton/ W. Robinson	D. Bellinger	A. Thomas	J. Pugh	<u>J. Schmitz Jr.</u>	B. Bredeson	T. Phillips	<u>T. DeVito</u>	--	S. Barkley
11/26	New England	<u>J. Hyatt</u> / S. Shepard/ W. Robinson	D. Bellinger	A. Thomas	J. Pugh	<u>J. Schmitz Jr.</u>	B. Bredeson	T. Phillips	<u>T. DeVito</u>	--	S. Barkley
12/11	Green Bay	W. Robinson/ D. Slayton/ <u>J. Hyatt</u>	D. Bellinger	A. Thomas	J. Pugh	<u>J. Schmitz Jr.</u>	B. Bredeson	T. Phillips	<u>T. DeVito</u>	--	S. Barkley
12/17	at New Orleans	--	--	--	--	--	--	--	--	--	--
12/25	at Philadelphia	--	--	--	--	--	--	--	--	--	--
12/31	L.A. Rams	--	--	--	--	--	--	--	--	--	--
1/7	Philadelphia	--	--	--	--	--	--	--	--	--	--

2023 REGULAR SEASON

DEFENSE

DATE	OPPONENT	DL	DE	RUSH	MLB	WILL	LCB	RCB	NICKEL	SS	FS	S
9/10	Dallas	D. Lawrence II/ L. Williams	A. Ojulari	K. Thibodeaux	B. Okereke	M. McFadden	<u>T. Hawkins III</u>	<u>D. Banks</u>	A. Jackson	J. Pinnock	X. McKinney	--
9/17	at Arizona	D. Lawrence II/ R. Nuñez- Roches/ A. Robinson	J. Ward	K. Thibodeaux	B. Okereke	M. McFadden	A. Jackson	<u>D. Banks</u>	--	J. Pinnock	X. McKinney	--
9/21	at San Francisco	D. Lawrence II/ A. Robinson/ L. Williams	J. Ward	K. Thibodeaux	B. Okereke	M. McFadden	A. Jackson	<u>D. Banks</u>	--	J. Pinnock	X. McKinney	--
10/2	Seattle	D. Lawrence II/ A. Robinson/ L. Williams	A. Ojulari	K. Thibodeaux	B. Okereke	M. McFadden	A. Jackson	<u>D. Banks</u>	--	J. Pinnock	X. McKinney	--
10/8	at Miami	D. Lawrence II/ L. Williams	A. Ojulari	K. Thibodeaux	B. Okereke	I. Simmons	A. Jackson	<u>D. Banks</u>	--	J. Pinnock	X. McKinney	D. Belton
10/15	at Buffalo	D. Lawrence II/ L. Williams	J. Ward	K. Thibodeaux	B. Okereke	M. McFadden	A. Jackson	<u>D. Banks</u>	C. Flott	J. Pinnock	X. McKinney	--
10/22	Washington	D. Lawrence II/ L. Williams	J. Ward	K. Thibodeaux	B. Okereke	M. McFadden	<u>T. Hawkins III</u>	<u>D. Banks</u>	C. Flott	J. Pinnock	X. McKinney	--
10/29	N.Y. Jets	D. Lawrence II/ A. Robinson/ L. Williams	J. Ward	K. Thibodeaux	B. Okereke	M. McFadden	A. Jackson	<u>D. Banks</u>	--	J. Pinnock	X. McKinney	--
11/5	at Las Vegas	D. Lawrence II/ R. Nuñez- Roches/ A. Robinson	J. Ward	K. Thibodeaux	B. Okereke	M. McFadden	A. Jackson	<u>D. Banks</u>	--	J. Pinnock	X. McKinney	--
11/12	at Dallas	D. Lawrence II/ A. Robinson	J. Ward	K. Thibodeaux	B. Okereke	M. McFadden	N. McCloud	<u>D. Banks</u>	C. Flott	J. Pinnock	X. McKinney	--
11/19	at Washington	D. Lawrence II/ A. Robinson	J. Ward	K. Thibodeaux	B. Okereke	M. McFadden	<u>T. Hawkins III</u>	<u>D. Banks</u>	C. Flott	J. Pinnock	X. McKinney	--
11/26	New England	D. Davidson/ R. Nuñez- Roches/ A. Robinson	J. Ward	K. Thibodeaux	B. Okereke	M. McFadden	A. Jackson	<u>D. Banks</u>	--	J. Pinnock	X. McKinney	--
12/11	Green Bay	D. Lawrence II/ A. Robinson	A. Ojulari	K. Thibodeaux	B. Okereke	M. McFadden	A. Jackson	<u>D. Banks</u>	C. Flott	J. Pinnock	X. McKinney	--
12/17	at New Orleans	--	--	--	--	--	--	--	--	--	--	--
12/25	at Philadelphia	--	--	--	--	--	--	--	--	--	--	--
12/31	L.A. Rams	--	--	--	--	--	--	--	--	--	--	--
1/7	Philadelphia	--	--	--	--	--	--	--	--	--	--	--

Rookies underlined.

(As of December 12, 2023)

OFFENSE

WR	13 <u>Jalin Hyatt</u>	18 Isaiah Hodgins		
WR	17 Wan'Dale Robinson	0 Parris Campbell		
RT	73 Evan Neal	79 Tyre Phillips		
RG	68 Ben Bredeson	64 Mark Glowinski	60 Marcus McKethan	
C	61 <u>John Michael Schmitz Jr.</u>	68 Ben Bredeson	65 Sean Harlow	
LG	67 Justin Pugh	64 Mark Glowinski		
LT	78 Andrew Thomas	79 Tyre Phillips		
RB	26 Saquon Barkley	31 Matt Breida	35 Jashaun Corbin	20 <u>Eric Gray</u>
WR	86 Darius Slayton	3 Sterling Shepard		
TE	82 Daniel Bellinger	83 Lawrence Cager		
QB	15 <u>Tommy DeVito</u>	2 Tyrod Taylor		

DEFENSE

NT	97 Dexter Lawrence II	93 Rakeem Nuñez-Roches	95 <u>Jordon Riley</u>
DT	91 A'Shawn Robinson	98 D.J. Davidson	
DE	51 Azeez Ojulari	55 Jihad Ward	48 Benton Whitley
RUSH	5 Kayvon Thibodeaux	45 Boogie Basham	
MLB	58 Bobby Okereke	52 Carter Coughlin	
WILL	41 Micah McFadden	19 Isaiah Simmons	47 Cam Brown
LCB	22 Adoree' Jackson	44 Nick McCloud	37 <u>Tre Hawkins III</u>
RCB	25 <u>Deonte Banks</u>	28 Cor'Dale Flott	
NB	28 Cor'Dale Flott	30 Darnay Holmes	44 Nick McCloud
SS	27 Jason Pinnock	24 Dane Belton	21 Bobby McCain
FS	29 Xavier McKinney	39 <u>Gervarrius Owens</u>	

SPECIALISTS

LS	59 Casey Kreiter		
H	6 Jamie Gillan		
P	6 Jamie Gillan		
PR	80 Gunner Olszewski	86 Darius Slayton	30 Darnay Holmes
KOR	0 Parris Campbell	30 Darnay Holmes	
K	46 Randy Bullock		

PRONUNCIATION GUIDE

Saquon Barkley	SAY-quaan	Azeez Ojulari	ah-ZEEZ oju-LAHR-ee
Ben Bredeson	BREAD-eh-sun	Bobby Okereke	oh-care-uh-KAY
Jashaun Corbin	jay-shaun	Gunner Olszewski	O-sheh-ski
Cor'Dale Flott	coor-dale	Jason Pinnock	pin-NOCK
Casey Kreiter	CRY-ter	Wan'Dale Robinson	WAN-Dale
Xavier McKinney	ZAY-vier	Kayvon Thibodeaux	ti-buh-dough
Rakeem Nuñez-Roches	NOON-yez RO-ches	Jihad Ward	Juh-hodd

*PUP players not included on depth chart

HOW THE 2023 ROSTER WAS BUILT



YEAR	DRAFTEES (32)	FREE AGENTS (23)	COLLEGE FREE AGENTS (2)	TRADES/WAIVERS (6)
2016	WR Sterling Shepard (2)			
2018	RB Saquon Barkley (1)			
2019	QB Daniel Jones (1) * DL Dexter Lawrence II (1) WR Darius Slayton (5)			
2020	T Andrew Thomas (1) S Xavier McKinney (2) T Matt Peart (3) * CB Darnay Holmes (4) G Shane Lemieux (5) * ILB Cam Brown (6) ILB Carter Coughlin (7)	K Graham Gano (FA-'20) * LS Casey Kreiter (FA-'20)		
2021	OLB Azeez Ojulari (2) CB Aaron Robinson (3) * RB Gary Brightwell (6) *	CB Adoree' Jackson (FA-'21)		G Ben Bredeson (T BAL -'21)
2022	T Evan Neal (1) OLB Kayvon Thibodeaux (1) WR Wan'Dale Robinson (2) OL Joshua Ezeudu (3) * CB Cor'Dale Flott (3) TE Daniel Bellinger (4) S Dane Belton (4) DL D.J. Davidson (5) ILB Micah McFadden (5) OL Marcus McKethan (5)	RB Matt Breida (FA-'22) TE Lawrence Cager (FA-'22) ILB Jarrad Davis (FA-'22) * P Jamie Gillan (FA-'22) G Mark Glowinski (FA-'22) QB Tyrod Taylor (FA-'22) OLB Jihad Ward (FA-'22)		WR Isaiah Hodgins (W BUF -'22) S Jason Pinnock (W NYJ -'22)
2023	CB Deonte Banks (1) C John Michael Schmitz Jr. (2) WR Jalin Hyatt (3) RB Eric Gray (5) CB Tre Hawkins III (6) S Gervarius Owens (7) DT Jordon Riley (7)	K Randy Bullock (FA-'23) WR Parris Campbell (FA-'23) RB Jashaun Corbin (FA-'23) C Sean Harlow (FA-'23) C J.C. Hassenauer (FA-'23) * S Bobby McCain (FA-'23) DL Rakeem Núñez-Roches (FA-'23) ILB Bobby Okereke (FA-'23) WR Gunner Olszewski (FA-'23) G Tyre Phillips (FA-'23) G Justin Pugh (FA-'23) DL A'Shawn Robinson (FA-'23) OLB Benton Whitley (FA-'23)	QB Tommy DeVito (UDFA) WR Bryce Ford-Wheaton (UDFA) *	OLB Boogie Basham (T BUF -'23) S/ILB Isaiah Simmons (T ARI -'23) TE Darren Waller (T LV -'23) *

Key: * Injured Reserve, * Active/PUP

January 3	DT Jack Heflin - Terminated (by Club) from Practice Squad WR David Sills - Practice Squad Signing
January 6	DT Jack Heflin - Practice Squad Signing DT Vernon Butler - Terminated (by Club) from Practice Squad
January 7	QB Davis Webb & DT Jack Heflin - Activated, from Practice Squad (Standard Elevation)
January 11	G Solomon Kindley - Reserve/Futures Signing WR James Washington - Practice Squad Veteran Signing
January 14	RB Jashaun Corbin & WR Kalil Pimpleton - Activated, from Practice Squad (Standard Elevation)
January 20	CB Zyon Gilbert & WR Makai Polk - Activated, from Practice Squad (Standard Elevation)
January 22	DT Vernon Butler, RB Jashaun Corbin, T Korey Cunningham, CB Zyon Gilbert, T Devery Hamilton, WR Jaydon Mickens, TE Dre Miller, WR Kalil Pimpleton, WR Makai Polk, S Trenton Thompson - Reserve/Future Signings
January 23	TE Chris Myarick - Reserve/Future Signing
January 26	DB Terrell Burgess & WR David Sills - Reserve/Future Signing
February 13	TE Lawrence Cager - Signed, Exclusive Rights
February 14	G Jack Anderson - Signed, Exclusive Rights
February 16	WR Isaiah Hodgins - Signed, Exclusive Rights
March 7	QB Daniel Jones & LB Jarrad Davis - Signed, Renegotiated Contract RB Saquon Barkley - Designated Franchise Player
March 13	G Wyatt Davis, P Jamie Gillan & LS Casey Kreiter - Signed, Renegotiated Contract
March 14	RB Matt Breida - Signed, Renegotiated Contract
March 15	WR Kenny Golladay - Terminated, Vested Veteran, all contracts WR Sterling Shepard - Free Agent Signing
March 16	LB Bobby Okereke - Free Agent Signing
March 17	WR Parris Campbell, DT Rakeem Nunez-Roches & WR Jeff Smith - Free Agent Signing
March 20	DB Leonard Johnson & WR Darius Slayton - Free Agent Signing
March 23	WR Jamison Crowder, CB Amani Oruwariye & TE Tommy Sweeney - Unrestricted Free Agent Signing DB Bobby McCain - Free Agent Signing
March 29	LB Jihad Ward - Unrestricted Free Agent Signing
April 7	C J.C. Hassenauer - Free Agent Signing

April 24	DT A'Shawn Robinson - Unrestricted Free Agent Signing
May 5	DE Habakkuk Baldonado, LB Troy Brown, DB Alex Cook, QB Tommy DeVito, WR Bryce Ford-Wheaton, DB Gemon Green, LB Dyontae Johnson, TE Ryan Jones & LS Cameron Lyons - Free Agent Signing OLB Oshane Ximines - Free Agent Signing RB Eric Gray, CB Tre Hawkins, S Gervarius Owens - Selection List Signing DB Terrell Burgess - Waived, Failed Physical, Prior to Cut to 53 G Solomon Kindley - Waived, No Recall DT Dexter Lawrence - Signed, Renegotiated Contract
May 6	DT Jordon Riley - Selection List Signing
May 15	WR Jalin Hyatt - Selection List Signing
May 16	DB Terrell Burgess - Waived, Injury Settlement
May 18	CB Deonte Banks - Selection List Signing
May 24	C John Michael Schmitz - Selection List Signing
June 15	TE Dre Miller - Waived, Injured, Prior to Cut to 53 DT Kobe Smith - Free Agent Signing
June 16	TE Dre Miller - Placed on Reserve/Injured
July 18	LB Leonard Johnson - Waived, Injured, Prior to Cut to 53 LB Jarrad Davis - Placed on Reserve/Injured DB Darren Evans - Free Agent Signing
July 19	LB Leonard Johnson - Placed on Reserve/Injured
July 21	WR Cole Beasley & RB James Robinson - Free Agent Signing
July 24	DT Brandin Bryant - Free Agent Signing TE Dre Miller & WR Makai Polk - Waived, No Recall
July 25	RB Saquon Barkley - Franchise Player Signing OLB Tashawn Bower - Free Agent Signing LB Elerson Smith - Waived, Injured Prior to Cut to 53 DB Trenton Thompson - Waived, No Recall DT Vernon Butler - Reserve/Did Not Report WR Jamison Crowder - Declared Non-Football Injury DT D.J. Davidson, G Marcus McKethan, DB Aaron Robinson, DT A'Shawn Robinson, WR Wan'Dale Robinson, WR Sterling Shepard - Declared Physically Unable to Perform DB Leonard Johnson - Waived, Injury Settlement
July 29	DT Vernon Butler - From Reserve/Did Not Report to Reserve/Injured; Prior to Cut to 53 LB Elerson Smith - Waived, Injury Settlement
July 30	WR Jamison Crowder and WR Sterling Shepard - Passed Physical

August 1	C J.C. Hassenauer - Reserve/Injured; Prior to Cut to 53 C Sean Harlow - Free Agent Signing
August 4	WR Jeff Smith - Waived, Injured, Prior to Cut to 53 DT Donovan Jeter - Free Agent Signing
August 7	G Marcus McKethan and DT A'Shawn Robinson - Passed Physical
August 11	WR Jeff Smith - Terminated, Vested Veteran, Injury Settlement
August 14	DL D.J. Davidson - Passed Physical
August 15	LB Ray Wilborn - Claimed off Waivers from DEN OT Devery Hamilton - Waived/Injured
August 16	OT Julián Davenport - Free Agent Signing LB Troy Brown - Waived, Injured, Prior to Cut to 53 T Devery Hamilton - Placed on Reserve/Injured
August 17	LB Troy Brown - Waived/Injured
August 19	CB Rodarius Williams - Waived, No Recall
August 24	S/ILB Isaiah Simmons - Arizona Trades Selection Choice - Round 7, 2024 - New York Giants Trade
August 27	DT Kevin Atkins, DB Darren Evans, NT Donovan Jeter, WR Collin Johnson, RB James Robinson - Waived, No Recall DE Tashawn Bower, DT Brandin Bryant, T Korey Cunningham, T Julián Davenport, WR Jaydon Mickens, - Terminated, Vested Veteran, all contracts WR Bryce Ford-Wheaton - Placed on Reserve/Injured
August 28	TE Chris Myarick - Placed on Reserve/Injured G Jack Anderson, G Wyatt Davis and DB Zyon Gilbert - Waived/Injured
August 29	DT Ryder Anderson, DE Habakkuk Baldonado, LB Darrian Beavers, DB Alex Cook, RB Jashaun Corbin, QB Tommy DeVito, LB Tomon Fox, DB Gemon Green, LB Dyontae Johnson, TE Ryan Jones, LS Cameron Lyons, T Tyre Phillips, WR Kalil Pimpleton, DT Kobe Smith, LB Ray Wilborn - Waived, No Recall WR Cole Beasley, WR Jamison Crowder, C Sean Harlow, DB Amani Oruwariye, WR David Sills, LB Oshane Ximines - Terminated, Vested Veterans, all contracts DT Vernon Butler - Terminated, Vested Veteran, Injury Settlement
August 30	OLB Boogie Basham, Selection Choice-Round 7, 2025 - Buffalo Trades Selection Choice-Round 6, 2025 - New York Giants Trade DT Ryder Anderson, LB Darrian Beavers, DB Alex Cook, QB Tommy DeVito, DB Gemon Green, LB Dyontae Johnson, TE Ryan Jones - Practice Squad WR Cole Beasley, DB Amani Oruwariye, T Tyre Phillips, LB Oshane Ximines - Practice Squad Veteran LB Tomon Fox - Practice Squad Exception
August 31	DB Zyon Gilbert - Waived, Injury Settlement DB Gemon Green, T Tyre Phillips - Terminated (by Club) from Practice Squad TE Tyree Jackson, G Jalen Mayfield - Practice Squad Exception Signing

August 31 (cont.)	RB Taiwan Jones - Practice Squad Veteran Signing DB Kaleb Hayes, WR Dennis Houston, T Jaylon Smith - Practice Squad Signing
September 4	G Jack Anderson - Waived, Injury Settlement WR Cole Beasley - Practice Squad; Injured WR Cam Sims - Practice Squad Veteran Signing
September 9	RB Taiwan Jones - Activated, from Practice Squad (Standard Elevation)
September 16	RB Taiwan Jones, LB Oshane Ximines - Activated, from Practice Squad (Standard Elevation)
September 21	C Jaylon Thomas, LB Oshane Ximines - Activated, from Practice Squad (Standard Elevation)
October 3	RB Taiwan Jones - Terminated (by Club) from Practice Squad G Justin Pugh - Practice Squad Veteran Signing
October 7	C Jaylon Thomas, G Jalen Mayfield - Activated from Practice Squad (Standard Elevation)
October 10	DB Amani Ouwariye, WR Cam Sims - Terminated (by Club) from Practice Squad WR Cole Beasley - Designated for Return / Restored to Practice Squad
October 11	T Yodny Cajuste - Practice Squad Veteran Signing
October 14	QB Tommy DeVito, G Justin Pugh - Activated from Practice Squad (Standard Elevation) G Jalen Mayfield - Free Agent Signing from NYG Practice Squad DE Azeez Ojulari - Reserve/Injured
October 16	G Jalen Mayfield - Waived, No Recall
October 17	OL Joshua Ezeudu - Reserve/Injured T Joshua Miles - Free Agent Signing from ATL Practice Squad T Tyre Phillips - Free Agent Signing from PHI Practice Squad G Jalen Mayfield - Practice Squad Exception Signing DB Alex Cook - Free Agent Signing to CAR Active Roster
October 18	G Justin Pugh - Free Agent Signing from NYG Practice Squad TE Lawrence Cager - Practice Squad Signing
October 19	G Shane Lemieux - Reserve/Injured C Sean Harlow - Free Agent Signing from DAL Practice Squad TE Lawrence Cager - Practice Squad Signing
October 20	WR Cole Beasley - Terminated (by Club) from Practice Squad
October 21	QB Tommy DeVito, G Jalen Mayfield - Activated, from Practice Squad (Standard Elevation)
October 22	WR Gunner Olszewski - Practice Squad Veteran Signing
October 24	RB Jashaun Corbin - Free Agent Signing from CAR Practice Squad OLB Justin Hollins - Practice Squad Veteran Signing RB Eric Gray, T Matt Peart - Reserve/Injured RB Deon Jackson - Claimed off Waivers from CLV

October 28	RB Gary Brightwell - Reserve/Injured QB Tommy DeVito, LB Oshane Ximines - Activated, from Practice Squad (Standard Elevation) WR Gunner Olszewski - Free Agent Signing from NYG Practice Squad
October 30	DT Leonard Williams - New York Giants Trade 2024 Round 2 and 2025 Round 5 Draft Selections - Seattle Trades WR Gunner Olszewski - Terminated, Vested Veteran, all contracts DB Stantley Oliver-Thomas III - Practice Squad Veteran Signing
October 31	QB Matt Barkley, WR Gunner Olszewski - Practice Squad Veteran Signings C Jaylon Thomas - Terminated (by Club) from Practice Squad QB Tommy DeVito - Free Agent Signing from NYG Practice Squad
November 3	K Randy Bullock - Practice Squad Veteran Signing K Graham Gano - Reserve/Injured WR Gunner Olszewski - Free Agent Signing from NYG Practice Squad K Cade York - Free Agent Signing from TEN Practice Squad
November 4	K Randy Bullock, LB Justin Hollins - Activated, from Practice Squad (Standard Elevation) TE Lawrence Cager - Free Agent Signing from NYG Practice Squad QB Tyrod Taylor, TE Darren Waller - Reserve/Injured
November 7	QB Jacob Eason, RB Hassan Hall - Practice Squad Signings QB Matt Barkley - Free Agent Signing from NYG Practice Squad QB Daniel Jones - Reserve/Injured
November 8	OLB Azeez Ojulari - Designated for Return/Returned to Practice
November 11	K Randy Bullock, TE Tyree Jackson - Activated, from Practice Squad (Standard Elevation) OLB Azeez Ojulari - Activated, from Reserve
November 13	TE Chris Myarick - Waived, No Recall from Reserve/Injured
November 14	OLB Justin Hollins - Free Agent Signing to LAC Active Roster off NYG Practice Squad
November 18	K Randy Bullock, TE Tyree Jackson - Activated, from Practice Squad (Standard Elevation)
November 20	RB Deon Jackson, T Joshua Miles - Waived, No Recall
November 21	RB Hassan Hall - Terminated (by Club) from Practice Squad LB Benton Whitley - Free Agent Signing from MIN Practice Squad RB Deon Jackson - Practice Squad Exception Signing T Joshua Miles - Practice Squad Veteran Signing
November 22	RB Eric Gray - Designated for Return / Returned to Practice K Cade York - Practice Squad Exception Signing
November 24	K Randy Bullock - Free Agent Signing from NYG Practice Squad K Cade York - Practice Squad Exception Signing
November 25	RB Eric Gray - Activated, from Reserve

- November 28** TE Tommy Sweeney - Waived, No Recall
- November 30** OLB Oshane Ximines - Terminated (by Club) from Practice Squad
WR Dylan Drummond - Practice Squad Signing
- December 4** QB Matt Barkley - Waived, No Recall
QB Jacob Eason - Terminated (by Club) from Practice Squad
- December 5** QB Matt Barkley - Practice Squad Veteran
- December 11** QB Tyrod Taylor - Activated, from Reserve

QUARTERBACKS (2)

2 Taylor, Tyrod QB

15 DeVito, Tommy QB

RUNNING BACKS (4)

20 Gray, Eric RB

26 Barkley, Saquon RB

31 Breida, Matt RB

35 Corbin, Jashaun RB

WIDE RECEIVERS (7)

0 Campbell, Parris WR

3 Shepard, Sterling WR

13 Hyatt, Jalin WR

17 Robinson, Wan'Dale WR

18 Hodgins, Isaiah WR

80 Olszewski, Gunner WR

86 Slayton, Darius WR

TIGHT ENDS (2)

82 Bellinger, Daniel TE

83 Cager, Lawrence TE

OFFENSIVE LINE (9)

60 McKethan, Marcus OL

61 Schmitz Jr., John Michael C

64 Glowinski, Mark G

65 Harlow, Sean C

67 Pugh, Justin G

68 Bredeson, Ben G

73 Neal, Evan T

78 Thomas, Andrew T

79 Phillips, Tyre G

LINEBACKERS (9)

5 Thibodeaux, Kayvon OLB

41 McFadden, Micah ILB

45 Basham, Boogie OLB

47 Brown, Cam ILB

48 Whitley, Benton OLB

51 Ojulari, Azeez OLB

52 Coughlin, Carter ILB

55 Ward, Jihad OLB

58 Okereke, Bobby ILB

DEFENSIVE BACKS (12)

19 Simmons, Isaiah S/ILB

21 McCain, Bobby S

22 Jackson, Adoree' CB

24 Belton, Dane S

25 Banks, Deonte CB

27 Pinnock, Jason S

28 Flott, Cor'Dale CB

29 McKinney, Xavier S

30 Holmes, Darnay CB

37 Hawkins III, Tre CB

39 Owens, Gervarrius S

44 McCloud, Nick CB

DEFENSIVE LINE (5)

91 Robinson, A'Shawn DL

93 Nuñez-Roches, Rakeem DL

95 Riley, Jordon DT

97 Lawrence II, Dexter DL

98 Davidson, D.J. DL

SPECIALISTS (3)

6 Gillan, Jamie P

46 Bullock, Randy K

59 Kreiter, Casey LS



ny

PLAYERS



DEONTE BANKS

CB

HEIGHT: 6-2
WEIGHT: 200
COLLEGE: MARYLAND
HOW ACQUIRED: D1-'23
NFL EXP.: R
GIANTS EXP.: R

25

TRANSACTIONS

- » Originally a first-round (24th pick overall) draft choice by the Giants in 2023.

2023 SEASON HIGHLIGHTS

- » Has totaled 55 tackles (44 solo), a team-high 11 passes defended, 2 interceptions and 2 tackle for loss in 13 starts...Tied with ILB Bobby Okereke, S Jason Pinnock, and CB Darnay Holmes for the team lead in interceptions...Ranks 7th among all rookies in total tackles.
- » Is 1 of 2 rookies with 11 or more passes defended this season.
- » Totaled 12 tackles, 1 pass defended and 1 tackle for loss in the 24-22 win over Green Bay...Became just the third Giants rookie since 1970 to produce 12 tackles and 1 pass defended in a single game.
- » Posted 4 tackles (3 solo), 1 pass defended and his 2nd-career interception in Week 12 vs. New England.
- » Produced his 1st career interception in the 14-7 win over Washington...His interception set the Giants offense up in Washington territory and led to a 32-yard touchdown score that extended the lead to 14-0.
- » Started in his NFL debut vs. Dallas (9/10), totaling 2 passes defended and 1 assisted tackle.
- » Was the only rookie during Week 1 to record multiple passes defended (2)...Became the first player since Chicago's Thomas Graham (12/20/21) to record multiple passes defended in their NFL debut.

CAREER HIGHLIGHTS

- » Played in 30 games with 21 starts in 4 seasons at Maryland...Career totals include 83 tackles (61 solo), a half-sack, 2 interceptions, 13 passes defended and one blocked kick.
- » As a senior in 2022, played in a career-high 12 games with 8 starts...Opted out of the Duke's Mayo Bowl and decided to forego his final year of eligibility to enter the NFL Draft...Selected honorable mention All-Big Ten...Tallied a career-best 38 tackles (25 solo) and 9 passes defended, plus one interception and a half-sack...Had 4 solo tackles at Charlotte...Broke up one pass and recorded 2 tackles vs. SMU...Collected 3 tackles (2 solo) and one pass breakup at Michigan...Matched his career high with 6 tackles (3 solo) while contributing a half-sack and one pass defended vs. Purdue...Recorded first interception since 2019, picking off Connor Bazelak on first Hoosiers play of the 2nd half to go with 4 tackles (3 solo) at Indiana...Registered 3 tackles and one pass breakup vs. Northwestern...Notched 4 tackles (3 solo) at Penn State...Tied his career best with 2 pass breakups and blocked an extra point, to go with 4 tackles vs. Ohio State.
- » In 2021, started the season's first 2 games, vs. West Virginia (9/4) and Howard (9/11) before suffering season-ending torn labrum injury in the Howard game...Totaled 6 tackles (4 solo), including 5 stops (4 solo) vs. West Virginia.
- » In the pandemic-shortened 2020 season, played in 5 games with 3 starts...Posted 11 tackles (10 solo) and one pass defended...Broke up one pass and had 2 tackles vs. Rutgers...Contributed 4 tackles at Northwestern.
- » As a freshman in 2019, played in 11 games with starts in the final 8 games...Tallied 28 tackles (22 solo), one interception and two pass breakups...Recorded first career interception, picking off Brian Lewerke at Michigan State...Recorded 6 career-high 6 solo tackles vs. Nebraska...Posted 5 solo tackles and one pass breakup at Purdue...Had 3 tackles in his first career start at Rutgers...Made his collegiate debut vs. Howard.

PERSONAL

- » Family science major...Prefers to be called "Tae"...Played cornerback and slotback at Edgewater (Md.) High School...Played in the same backfield as his cousin, Antwain Banks...As a sophomore, he had 41 tackles and 5 interceptions, plus 24 receptions for 534 yards...In his junior season, he recorded 41 tackles, 16 passes defended and 3 interceptions (2 returned for touchdowns) and accounted for 1,052 total yards (674 rushing, 378 receiving) and 8 touchdowns (5 rushing, 3 receiving) on offense...As a senior, Banks earned all-state and all-county honors with 113 carries for 1,700 rushing yards (15.0-yard average) and 24 touchdowns...Defensively, he had 23 tackles, 9 passes defended and three interceptions (one returned for a touchdown) as he led Edgewood to a 9-win season and an appearance in the 2018 playoffs...Also lettered in track and set several school records...Posted personal bests in the 100 meters (10.96), 200 meters (22.44), high jump (5 feet, 6 inches) and long jump (22 feet, 8 inches)...Received his first scholarship offer from Division II Seton Hill after his junior season followed by a few FCS offers (Delaware State, Elon, Monmouth) and FBS offers (Buffalo, Kent State)...When Maryland offered him the summer before his senior season, Banks committed 2 weeks later...Son of Jamal Banks and Laura Bethea.

DEONTE BANKS' NFL REGULAR SEASON DEFENSIVE STATISTICS

DATE	TEAM	GP	GS	TACKLES							INTERCEPTIONS					O. FUMB				ST				MISC				
				TK	S	A	TFL	YDS	SK	YDS	QBH	NO	YDS	LG	TD	PD	FF	FR	TD	YDS	TK	S	A	FF	FR	S	A	
2023	Giants	13	13	55	44	11	2	2	0.0	0.0	0	2	6	6	0	11	0	0	0	0	0	0	0	0	0	0	0	0
NFL TOTALS		13	13	55	44	11	2	2	0.0	0.0	0	2	6	6	0	11	0	0	0	0	0	0	0	0	0	0	0	

SINGLE-GAME HIGHS: DEFENSIVE

Total Tackles 12 vs. Green Bay Packers, Dec 11, 2023
 7 at Las Vegas Raiders, Nov 05, 2023
 7 vs. Washington Commanders, Oct 22, 2023
 5 vs. Seattle Seahawks, Oct 02, 2023
 4 vs. New England Patriots, Nov 26, 2023
 ...1 more at 4.

Solo Tackles 9 vs. Green Bay Packers, Dec 11, 2023
 5 vs. Washington Commanders, Oct 22, 2023
 4 at Las Vegas Raiders, Nov 05, 2023
 4 vs. Seattle Seahawks, Oct 02, 2023
 4 at Arizona Cardinals, Sep 17, 2023

Passes Defensed 2 vs. New York Jets, Oct 29, 2023
 2 vs. Dallas Cowboys, Sep 10, 2023
 1 vs. Green Bay Packers, Dec 11, 2023
 1 vs. New England Patriots, Nov 26, 2023
 ...5 more at 1.

Tackles For Loss 1 vs. Green Bay Packers, Dec 11, 2023
 1 at Arizona Cardinals, Sep 17, 2023


Interceptions 1 vs. New England Patriots, Nov 26, 2023
 1 vs. Washington Commanders, Oct 22, 2023

Interception Return Yards 6 vs. Washington Commanders, Oct 22, 2023

2023 GAME-BY-GAME REGULAR-SEASON STATISTICS (GIANTS)

DATE	OPPONENT	P/S	TACKLES							INTERCEPTIONS					O. FUMB				ST				MISC		SCORE				
			TK	S	A	SK	YDS	TFL	YDS	QBH	NO	YDS	LG	TD	PD	FF	FR	TD	YDS	TK	S	A	FF	FR		S	A	W/L	
09/10	Cowboys	S	1	0	1	0.0	0.0	0	0	0	0	0	0	0	2	0	0	0	0	0	0	0	0	0	0	0	0	L	0-40
09/17	at Cardinals	S	4	4	0	0.0	0.0	1	1	0	0	0	0	0	0	0	0	0	0	0	0	0	0	0	0	0	0	W	31-28
09/21	at 49ers	S	2	2	0	0.0	0.0	0	0	0	0	0	0	1	0	0	0	0	0	0	0	0	0	0	0	0	L	12-30	
10/02	Seahawks	S	5	4	1	0.0	0.0	0	0	0	0	0	0	0	0	0	0	0	0	0	0	0	0	0	0	0	L	3-24	
10/08	at Dolphins	S	3	3	0	0.0	0.0	0	0	0	0	0	0	1	0	0	0	0	0	0	0	0	0	0	0	0	L	16-31	
10/15	at Bills	S	1	1	0	0.0	0.0	0	0	0	0	0	0	0	0	0	0	0	0	0	0	0	0	0	0	0	L	9-14	
10/22	Commanders	S	7	5	2	0.0	0.0	0	0	0	1	6	6	0	1	0	0	0	0	0	0	0	0	0	0	0	W	14-7	
10/29	Jets	S	3	3	0	0.0	0.0	0	0	0	0	0	0	0	2	0	0	0	0	0	0	0	0	0	0	0	L	10-13+	
11/05	at Raiders	S	7	4	3	0.0	0.0	0	0	0	0	0	0	0	1	0	0	0	0	0	0	0	0	0	0	0	L	6-30	
11/12	at Cowboys	S	3	3	0	0.0	0.0	0	0	0	0	0	0	0	1	0	0	0	0	0	0	0	0	0	0	0	L	17-49	
11/19	at Commanders	S	3	3	0	0.0	0.0	0	0	0	0	0	0	0	0	0	0	0	0	0	0	0	0	0	0	0	W	31-19	
11/26	Patriots	S	4	3	1	0.0	0.0	0	0	0	1	0	0	0	1	0	0	0	0	0	0	0	0	0	0	0	W	10-7	
12/11	Packers	S	12	9	3	0.0	0.0	1	1	0	0	0	0	0	1	0	0	0	0	0	0	0	0	0	0	0	W	24-22	
2023 TOTALS		13-13	55	44	11	0.0	0.0	2	2	0	2	6	6	0	11	0	0	0	0	0	0	0	0	0	0	0	0	5-8	

+ - Overtime



SAQUON BARKLEY

[SAY-quaan]

HEIGHT: 6-0
WEIGHT: 232
COLLEGE: PENN STATE
HOW ACQUIRED: D1-'18
NFL EXP.: 6TH YEAR
GIANTS EXP.: 6TH YEAR

RB

26

HONORS

- » 2018 NFL Offensive Rookie of the Year
- » Pro Bowl: 2018, 2022
- » NFC Offensive Player of the Week: 2018 Week 11; 2019 Week 16; 2022 Week 1.
- » Walter Payton Man of the Year nominee: 2022, 2023

TRANSACTIONS

- » Originally a first-round (2nd pick overall) draft choice by the Giants in 2018.

2023 SEASON HIGHLIGHTS

- » Leads the Giants with 783 rushing yards and 3 touchdowns on 185 carries, while adding 31 catches for 183 yards and a team-high 4 touchdowns...His 4 receiving touchdowns are 2nd-most among running backs this season...Averages the 2nd-most rushing yards per game (78.3) among players with at least 10 games played...Since returning from an ankle injury in Week 6, Barkley has rushed for 669 yards, which leads the NFL...His 811 total yards from scrimmage since Week 6 rank 5th-best in the league.
- » Had 20 carries for 86 yards and two touchdowns in the 24-22 win over Green Bay...Added 3 catches for 15 yards through the air.
- » Produced 83 yards rushing and 57 yards receiving in the Week 11 win at Washington...Caught 2 touchdown passes in a single game for the 2nd time in his career.
- » Rushed for 90 yards on 16 carries and caught 3 passes for 23 yards at Las Vegas in Week 9...Marked his 3rd straight game with 100-or-more yards from scrimmage.
- » Set a new career-high with 36 rushing attempts vs. the Jets in Week 8...Rushed for a season-high 128 yards...Became the 1st Giant since Joe Montgomery (12/5/99 vs. NYJ) with 36-or-more rushing attempts in a single game.
- » Against Washington in Week 7, rushed for 77 yards on 21 carries and added 3 receptions for 41 yards, including a 32-yard touchdown catch to put the Giants up 14-0.
- » Missed 3 weeks due to ankle injury...Returned Week 6 at Buffalo...Rushed for 93 yards on 24 attempts...Added 4 catches for 5 yards.
- » Rushed for 63 yards and 1 touchdown on 17 attempts and caught 6 passes for 29 yards and 1 touchdown in the 31-28 win vs. Arizona...Marked his 5th career game with 1 rushing touchdown and 1 receiving touchdown.

GIANTS NOTES

- » Barkley rushed for 1,307 yards as a rookie and 1,003 yards in 2019 to become the first player in Giants history to rush for at least 1,000 yards in each of his first 2 seasons.
- » On Dec. 22, 2019, Barkley set a franchise record with 279 yards from scrimmage (189 rushing and 90 receiving) in an overtime victory at Washington...The previous record of 276 yards was set by Tiki Barber vs. Philadelphia on Dec. 28, 2002...Barber rushed for 203 yards and added 73 receiving yards...Barkley's 279 yards was the highest total by any NFL player in 2019.
- » Barkley, New Orleans' Alvin Kamara and Christian McCaffrey, then with Carolina, were the only NFL players who totaled more than 1,000 rushing and 1,000 receiving yards in 2018-19.
- » In 2018, Barkley was named the Offensive Rookie of the Year, matching the achievement of wide receiver Odell Beckham, Jr. in 2014...Barkley and Beckham are the only 2 Giants to win the award in its 60-year history...Beckham was the franchise's first Rookie of the Year since Hall of Fame linebacker Lawrence Taylor won the defensive award in 1981.
- » Barkley also received 2 significant though unofficial honors...He was named the Pepsi NFL Rookie of the Year, an award that is determined by a fan vote on NFL.com. In addition, he received the FedEx Ground NFL Player of the Year award...The other finalists were Dallas' Ezekiel Elliott and Todd Gurley. Kansas City quarterback Patrick Mahomes was named FedEx Air NFL Player of the Year...The FedEx Air & Ground NFL Players of the Year awards are a culmination of weekly awards presented by FedEx throughout the NFL season.
- » In his rookie season, Barkley was the first Giants running back chosen for the Pro Bowl since Barber made the last of his 3 consecutive appearances in 2006...He was the first Giants rookie to play in the game since Beckham in 2014, and the team's first rookie running back to be so honored since Tucker Frederickson in 1965...Frederickson was the top overall selection in that year's draft...Running back Ron Johnson was a Pro Bowler in his first season with the team in 1970, but he was acquired in a trade after spending his rookie year with the Cleveland Browns.
- » Barkley set Giants rookie records with 1,307 rushing yards, 91 receptions (tying the mark Beckham set in 2014), and 15 total touchdowns (11 rushing, 4 receiving)...He was the first rookie to lead the Giants in rushing since Andre Williams in 2014 (with 721 yards) and the first to lead the club in receptions since Beckham that season.

- » Barkley was the first running back to lead the Giants in catches since Barber did with 69 in 2003, and the first player to lead the team in rushing and receiving in the same season since Barber in 2003 (1,216 rushing yards, 69 catches).
- » Barkley finished 2nd in the NFL in rushing yardage, 127 yards behind Elliott (1,434 yards)...The 2nd-place finish was the highest by a Giants player since Barber was 2nd in 2005 with a team-record 1,860 yards – 20 yards behind NFL Most Valuable Player Shaun Alexander of Seattle.
- » Barkley's 91 receptions were a record for an NFL rookie running back...The former record of 88 was set by New Orleans' Reggie Bush in 2006.
- » The 91 catches easily surpassed the previous Giants running back record, Barber's 72 catches in 2001...Barkley needed only 6 games to break the former franchise record for receptions by a rookie running back, which had been 37 by Bobby Duhon in 1968.
- » Barkley set a Giants record with 14 receptions (for 80 yards) at Dallas (9/16)...The previous record of 13 was set by Barber, also in Dallas, on Jan. 2, 2000...Barkley's 14 catches were tied for the 3rd-highest total ever by an NFL running back.
- » Barkley's 14 receptions tied the NFL rookie record, regardless of position, set by Philadelphia receiver Don Looney against Washington on Dec. 1, 1940, and tied by Washington running back Roy Helu, Jr. vs. Carolina on Nov. 6, 2011.
- » Barkley led the NFL with a Giants rookie-record 2,028 yards from scrimmage, 27 more than Elliott...They were the only 2 players in the league with at least 2,000 scrimmage yards...Barkley was the first Giants player to lead the NFL in yards from scrimmage since Barber did in 2005 with a franchise-record 2,390 (1,860 rushing/530 receiving).
- » Barkley set the franchise rookie record for yards from scrimmage that had been held by Beckham, who had 1,340 yards in 2014.
- » Barkley's 15 total touchdowns broke the former Giants rookie record of 12 that had been shared by Bill Paschal (1943) and Beckham (2014)...It was the 6th time in Giants history a player scored at least 15 touchdowns in a season: Joe Morris (21 in 1985, 15 in 1986), Gene "Choo-Choo" Roberts (17 on 1949), Barber (15 in 2004), and Brandon Jacobs (15 in 2008).
- » Barkley's 11 rushing touchdowns were also a Giants rookie record. The former mark of 10 had been held by Paschal since 1943.

CAREER HIGHLIGHTS

- » In 6 seasons, Barkley has started all 70 regular-season and 2 postseason games in which he played...Regular-season totals include 5,032 rushing yards on 1,139 carries (4.4-yard avg.) and 32 touchdowns, plus 278 receptions for 2,003 yards (7.2-yard avg.) and 12 scores...He has 7,035 scrimmage yards...In the playoffs, Barkley has run for 114 yards on 18 attempts (6.3-yard avg.) and 2 touchdowns, and caught 7 passes for 77 yards for 191 yards from scrimmage.
- » Barkley's 6,069 scrimmage yards in his first 5 seasons ranked the highest by a player who began his career with the Giants...Rodney Hampton held the former record with 5,892 yards...Barkley ranks 7th in franchise history in all-purpose yards.
- » Barkley ranks 5th on the franchise career rushing list...His 4,249 rushing yards were the 2nd-highest total in a player's first 5 seasons in Giants history, behind Hampton (4,807)...Barkley is one of 5 players to rush for more than 5,000 yards in a Giants uniform.
- » Barkley's 274 receptions place him in 14th on the Giants' career list.
- » Barkley is one of 5 players in Giants history with 4,000+ rushing yards and 100+ receptions, joining Tiki Barber, Hampton, Webster and Ahmad Bradshaw...Barkley and Barber are the only two Giants with 5,000+ rushing yards and 2,000+ receiving yards.
- » Barkley has rushed for more than 1,000 yards 3 times in 5 seasons, tying him with Joe Morris for the 3rd-highest total in Giants history, behind Barber (6) and Hampton (5)...Barkley's 4.4-yard average is tied for third-highest with Brandon Jacobs among the 10 running backs in Giants history with at least 900 attempts, behind only Barber (4.71), Bradshaw (4.60).
- » Barkley has rushed for at least 100 yards in 17 games, tied for the third-highest total in franchise history, behind Barber (38), Morris (19)...The Giants are 9-8 when Barkley rushes for at least 100 yards (4-0 in 2022).
- » Barkley's 32 regular season rushing touchdowns place him tied for 9th in Giants history with Ahmad Bradshaw.
- » Barkley had at least one reception in each of his first 30 games, a record for a Giants' running back to start a career...The streak ended when he did not have a reception at Chicago on Sept. 20, 2020...Ron Johnson had the previous record with 26 games (1970-72)...Barkley entered the 2023 season having caught at least one pass in 17 consecutive games.

2022

- » In 2022, Barkley started each of the first 16 regular-season games before he was one of numerous inactive regulars in the season finale at Philadelphia (1/8)...Also started both Giants postseason games...It was the first time since his 2018 Rookie of the Year season that Barkley did not miss a game due to injury.
- » Selected to his 2nd Pro Bowl and was one of 3 players nominated for the NFL Comeback Player of the Year award.
- » Finished with career-high totals of 295 carries for 1,312 yards – the NFL's 4th-highest total - and rushed for 10 touchdowns, one less than his career-high rookie total...Had 133 more attempts, 719 more yards and 8 more rushing touchdowns than he produced in 13 games in 2021... Barkley's 1,000-yard season was the 26th in Giants history...Ran for one touchdown in 10 of his 16 games, plus 2 in the postseason...Barkley rushed for more than 100 yards in a game 4 times, one less than his combined total for the 3 seasons from 2019-21.
- » Tied Richie James for the team lead with 57 receptions, for 338 yards, and was 7th in the NFL with 1,650 scrimmage yards, almost double his 2021 total of 856...Exceeded 100 scrimmage yards in 8 games.
- » Barkley was one of 3 players in 2022 to lead his team in rushing and receptions:

Player	Team	Rushing	Receptions
Saquon Barkley	Giants	1,312	57
Rhamondre Stevenson	Patriots	1,040	69
Austin Ekeler	Chargers	915	107

- » Barkley's 352 scrimmage touches (295 carries and 57 receptions) were the 3rd-most in the NFL, behind Las Vegas' Josh Jacobs' 393 (340, 53) and Tennessee's Derrick Henry 382 (349, 33).
- » Voted a team captain for the 4th consecutive season.
- » Earned his 3rd career NFC Offensive Player of the Week award at Tennessee (9/11), where he was the dominant performer in the Giants' 21-20 season-opening victory...Barkley scored the game-deciding points on a reception for a 2-point conversion with 1:06 to play.
- » Led the Giants' 238-yard rushing output with a season-high 164 yards on 18 carries, including a 4-yarder in the 3rd quarter for the Giants' first touchdown of the season...The 164 yards was the 3rd-highest total of his career and the most he's had in a game outside FedExField...Barkley ran for a career-high 189 yards on Dec. 22, 2019 and 170 yards on Dec. 9, 2018, both in Washington.
- » His 9.1-yard per-carry average was the highest by a Giants player with at least 18 rushing attempts since Dec. 30, 2006, when Barber averaged 10.2 yards (23 carries for 234 yards) in his final regular-season game...Barkley rushed for the highest total ever by a Giants back on opening day. The previous mark was 146 yards by Barber vs. St. Louis in 2003.
- » Barkley set up his touchdown with a 68-yard run on the Giants' first play of the third quarter. It was his fourth 68-yard run, which is tied for the 2nd-longest of his career.
- » Barkley also led the Giants with 6 receptions for 30 yards...His 194 yards from scrimmage were the 4th-highest total of his career...He totaled a franchise record 279 yards in Washington on Dec. 22, 2019, 229 yards against Philadelphia on Oct. 11, 2018, and 197 at Washington on Dec. 9,

2018.

- » Led the Giants with 81 yards on 14 carries, including a 36-yarder for the team's only touchdown, vs. Dallas (9/26)...The 36-yard touchdown run was his longest since he scored on a 68-yarder vs. Philadelphia on Dec. 29, 2019...Added 4 receptions to increase his career total to 203.
- » Ran for 146 yards on a then career-high 31 carries vs. Chicago (10/2)...His previous high was 27 carries (for 142 yards) vs. Tampa Bay on Nov. 18, 2018... The 31 carries are the most by a Giants back since Rashad Jennings had 34 (for 176 yards) vs. Houston on Sept. 21, 2014...Barkley caught 3 passes for 16 yards and took 3 snaps as a wildcat quarterback after Daniel Jones and Tyrod Taylor both left the game with injuries.
- » Led the Giants with 70 rushing yards on 13 carries, including the go-ahead 2-yard touchdown in the 4th quarter, and caught 3 passes for 36 yards, at Green Bay (10/9)...Ran for 83 yards on 22 carries, including the game-winning one-yard touchdown with 1:43 remaining, vs. Baltimore (10/16).
- » Ran for a team-high 110 rushing yards on 24 carries at Jacksonville (10/23)...Jones added 107 yards as they became the 3rd tandem of rushers to each top 100 rushing yards in a game in Giants history, and the first with a quarterback...On Dec. 23, 2007, Bradshaw rushed for 151 yards and Jacobs added 143 in a victory in Buffalo. The same duo each passed the century mark on Dec. 13, 2010, when Bradshaw ran for 116 yards and Jacobs 103 in a victory over Minnesota (that was played in Detroit).
- » Finished with a career-high 35 carries for 152 yards, including a 2-yard touchdown in the 3rd quarter, vs. Houston (11/13)...The 35 carries were the most by a Giants back since Dec. 5, 1999, when Joe Montgomery had 38 (for 111 yards) in a victory vs. the Jets...Barkley's 152 rushing yards were his 2nd-highest total of the season (164 at Tennessee).
- » Rushed for 87 yards on 18 carries, including a 3-yard touchdown, at Washington (12/18)... In 4 career games in Washington, Barkley has 665 scrimmage yards (166.3 a game) and 4 touchdowns.
- » Led the Giants with 84 rushing yards on 14 carries, (a 6.0-yard average), including a 27-yard touchdown, and had season-high totals of 8 receptions for 49 yards at Minnesota (12/24). The 8 catches were the highest total Barkley had in a game since he had 9 on Oct. 28, 2018 (the last of 3 consecutive games in which he caught 9 passes).
- » In his postseason debut, Barkley rushed for 53 yards on 9 carries, including touchdown runs of 28 yards and the game-winning 2-yarder with 7:47 remaining, in the NFC Wild Card Game at Minnesota (1/15)...He was the first Giants back with 2 rushing touchdowns in a playoff game since Hampton scored twice on Jan. 9, 1994 – also against Minnesota...Barkley's 28-yard score was the Giants' longest postseason touchdown run since Hampton's 51-yarder in that game...Added 5 receptions for 56 yards for 109 scrimmage yards.
- » Had 9 rushing attempts for 61 yards, including a game-long 39-yard run, and caught 2 passes for 21 yards in the divisional playoff game at Philadelphia (1/21).

2021

- » In 2021, Barkley started all 13 games in which he played...Totaled 162 carries for 593 yards (3.7-yard avg.) and 2 touchdowns and 41 receptions for 263 yards and 2 scores...Barkley tied Devontae Booker for the most rushing yards on the team and was 2nd behind Booker (861) in scrimmage yards with 856...The Giants were the first team with 2 players sharing the team rushing title since the 1938 Chicago Bears, who had Ray Noling and Sam Francis each run for 297 yards...Team captain.
- » Returned from a torn ACL in the season opener and posted 10 carries for 26 yards and one catch for one yard vs. Denver (9/12)...Scored his first touchdown of the season on a one-yard run vs. Atlanta (9/26) and added 16 rushes for 51 yards along with 6 receptions for 43 yards.
- » Had his most productive game of the season when he ran 13 times for 52 yards and one touchdown to go with 5 receptions for 74 yards and one touchdown at New Orleans (10/3)...Scored on a 54-yard pass from Jones and also tallied the game-winning touchdown in overtime on a 6-yard rush...Was one of 6 NFC running backs with at least 125 scrimmage yards and 2 touchdowns in a game in 2021.
- » Injured his ankle at Dallas (10/10) and was inactive from Oct. 17-Nov. 7...Returned at Tampa Bay (11/22) and tallied 6 rushing attempts for 25 yards and 6 catches for 31 yards...Posted at least 40 rushing yards and 3 receptions in 4-straight games from Nov. 28-Dec. 19...Caught his 2nd touchdown of the season on an 18-yard pass from quarterback Mike Glennon at the L.A. Chargers (12/12)...Ran 21 times for 102 yards at Chicago (1/2).

2020

- » In 2020, Barkley started the season's first 2 games...Suffered a torn right ACL and meniscus on the first play of the 2nd quarter in Chicago (9/20) and missed the remainder of the season...He had 19 carries for 34 yards and 6 receptions for 60 yards...Elected one of the Giants' team captains.
- » Barkley had 15 carries for 6 yards and 6 receptions for 60 yards in the season opener vs. Pittsburgh (9/14)...It was his 2nd-lowest rushing total in a full game (he ran for one yard at the Jets on Nov. 10, 2019)...His 6 catches tied Darius Slayton and Sterling Shepard for the team lead.
- » Although he participated in just 8 offensive plays, Barkley led the Giants with 28 rushing yards on 4 carries at the Bears...He did not catch a pass, ending at 30 his Giants-record streak for the most consecutive games with a reception by a running back to start a career in a Giants uniform.

2019

- » In 2019, Barkley started all 13 games in which he played. He missed 3 games – the first absences of his career – because of a sprained ankle he suffered at Tampa Bay (9/22)...Did not play vs. Washington (9/29), Minnesota (10/6) and at New England (10/10)...Finished the season with team-leading figures of 217 carries for 1,003 yards and 6 touchdowns...Coupled with his 1,307 yards in his debut season, Barkley was the first Giants back with consecutive 1,000-yard seasons since Jacobs in 2007-08.
- » Rushed for more than 100 yards in 4 games – at Dallas (9/8), vs. Buffalo (9/15), vs. Miami (12/15) and at Washington (9/22).
- » Barkley was 2nd on the team with 52 receptions, for 438 yards and 2 touchdowns.
- » Barkley and Odell Beckham, Jr. are the only players in Giants history to exceed 1,000 scrimmage yards in each of their first 2 seasons... Barkley reached 2,500 scrimmage yards in his 21st career game, tying former Giants running back Ottis Anderson (21 games with the Cardinals) and Billy Simms (21) for the 4th-fewest games to reach 2,500 career yards in NFL history...Through 25 career games, Barkley had registered at least 100 scrimmage yards in 17 games, tying Sims for the 4th-most such games by a player in his first 25 career games in league annals.
- » Barkley's 4 rushing touchdowns of at least 65 yards were the most in the NFL in 2018-19...Tennessee's Derrick Henry was 2nd with 3...In that same span, Barkley had 9 runs of at least 50 yards, 4 more than anyone else.
- » Opened the season by rushing for 120 yards on 11 carries and catching 4 passes for 19 yards at Dallas (9/8)...Barkley's first run of the season gained 59 yards, which was the longest first carry in any season by a Giants player since the 1970 merger...It was the longest first rushing attempt of a season by any player since Pittsburgh wide receiver Darrius Heyward-Bey's 60-yarder at Miami on Oct. 16, 2016 (his only rushing attempt of the season) and the longest by a running back since Oakland's Jalen Richard ran for 75 yards at New Orleans on Sept. 11, 2016.
- » Rushed for 107 yards on 18 carries, including a 27-yard touchdown on the game's first series, and caught 3 passes for 28 yards vs. Buffalo (9/15)...Became the 3rd player in Giants history to begin a season with two 100-yard rushing games, joining Eddie Price in 1952 and Rob Carpenter in 1983.
- » Barkley rushed for at least 100 yards for the 9th time in his first 18 games...The previous high total for 100-yard performances in the first 18 games by a Giants back was 5 by Price in 1950-51...The previous NFL player to rush for 100 or more yards in at least 9 of his first 18 games was Denver's Clinton Portis in 2002-03. Portis had 10 such games...Barkley also had 15 games with at least 100 yards from scrimmage, tying him with Pro Football Hall of Famer Eric Dickerson for the most such performances in the first 18 games in a career...Prior to Barkley, the highest total by a Giants player in his first 18 games with the team was 10 by Ron Johnson from 1970-72...Barkley reached career totals of 1,500 rushing yards and 500 receiving yards in his 18th game to join Pro Football Hall of Famer Edgerrin James as the only players in history to reach both of those marks that

quickly.

- » Barkley rushed for a then career-low 10 yards on 8 carries and caught 4 passes for 27 yards at Tampa Bay (9/22) before leaving the game late in the first half with a sprained right ankle...His foot got caught under safety Mike Edwards after a 6-yard reception...Barkley missed the next 3 games.
- » Returned to run for 72 yards on 18 carries, including a 7-yard touchdown, and caught 3 passes for 8 yards vs. Arizona (10/20)...Totaled 143 scrimmage yards at Detroit (10/27) with 64 rushing yards and a season-high 8 receptions for 79 yards, including a 4-yarder for the Giants' final touchdown...Rushed for 28 yards and caught a season-long 65-yard pass vs. Dallas (11/4).
- » Finished with season-high totals of 24 carries and 2 touchdowns vs. Miami (12/15), when he rushed for 112 yards and scored on runs of one and 10 yards...Also caught 4 passes for 31 yards to gain 143 yards from scrimmage, tying his 2nd-highest total of the season.
- » Barkley set a franchise record with 279 yards from scrimmage (189 rushing and 90 receiving) in an overtime victory at Washington (12/22)...The previous record of 276 yards was set by Barber vs. Philadelphia on Dec. 28, 2002. Barber rushed for 203 yards and added 73 receiving yards...Barkley's 279 yards was the highest total by any NFL player in 2019.
- » Barkley is tied for 3rd on the Giants' single-game total yardage list...David Wilson is first with 327 yards (227 kickoff returns, 100 rushing) vs. New Orleans on Dec. 9, 2012...Domenik Hixon gained 303 yards (230 kickoff returns, 51 punt returns, 22 receiving) at New Orleans on Oct. 18, 2009...Barkley is tied with Joe Scott, who totaled 279 yards (22 rushing, 35 receiving, 207 kickoff returns, 15 after receiving a lateral) vs. the Los Angeles Rams on Nov. 14, 1948.
- » Barkley's 189 rushing yards were a career high...He had 22 carries, the longest a 67-yard touchdown run...He set his previous best in Washington on Dec. 9, 2018, when he ran for 170 yards, including a 78-yard touchdown.
- » Barkley had 108 rushing yards on his 4th carry...That was the fewest attempts a Giants back needed to reach 100 yards since Dec. 31, 2005, when Barber did it in 3 carries at Oakland...One of those runs was a team-record 95-yarder...Barkley also caught 4 passes for a season-high 90 yards, including a 51-yarder and a 33-yard touchdown...He was the 2nd Giants player in 2019 to score rushing and receiving touchdowns in the same game and both players did it vs. Washington...On Sept. 29, Wayne Gallman, Jr. scored on a 6-yard catch and a one-yard run.
- » Barkley was the 5th player with at least 275 scrimmage yards and both a rushing and receiving touchdown in a single game since 1970, joining Priest Holmes (Week 13, 2001 and Week 12, 2002), Chris Johnson (Week 2, 2009), Herschel Walker (Week 15, 1986) and Delvin Williams (Week 9, 1976).
- » Barkley joined Billy Cannon (Dec. 10, 1961), Williams (Nov. 7, 1976) and Holmes (Nov. 24, 2002) as the only players in NFL history with at least 175 rushing yards, 90 receiving yards and 2 touchdowns in a game.
- » While Barkley was setting the franchise record with 279 yards from scrimmage, Daniel Jones threw for 352 yards and 5 touchdowns...The Giants were the first team in NFL history to have a player with 275+ scrimmage yards and a player with 5 touchdown passes in the same game.
- » In the season finale vs. Philadelphia (12/29), Barkley rushed for 92 yards on 17 carries, including a 68-yard touchdown, and caught 3 passes for 25 yards for 117 scrimmage yards.
- » With his 67 and 68-yard touchdown runs, Barkley became the first Giants player with touchdown runs of at least 65 yards in consecutive games...Barkley's 68-yard run was the Giants' longest of the season...The previous long was his 67-yarder one week earlier.
- » Barkley's 117 yards vs. Philadelphia was his 3rd consecutive game, 7th of the season and the 20th game in his career with at least 100 scrimmage yards, which tied him with Clinton Portis for the 4th-most of any player in his first 2 seasons...Pro Football Hall of Famers James and Dickerson had 27 and 26, respectively, and Billy Sims had 21.

2018

- » As a rookie in 2018, Barkley started all 16 games...He was the first rookie running back in Giants history to start every game, the first running back to do so since Rashad Jennings in 2015, the first rookie since Sterling Shepard in 2016, and the first Giants first-round draft choice to start each game since right tackle Justin Pugh in 2013.
- » Second-round draft choice Will Hernandez also started all 16 games, at left guard...It was just the 2nd time since the 1970 merger that the Giants had multiple rookies start every game; in 1981, linebacker Lawrence Taylor (first round) and nose tackle Bill Neill (5th round) were the starters.
- » Barkley finished the season with 261 rushing attempts for 1,307 yards (5.0-yard avg.) and 11 touchdowns, and 91 catches for 721 yards (7.9-yard avg.) and 4 scores...All totals but receiving yards and touchdowns led the team.
- » Barkley was the Giants' first 1,000-yard rusher since Bradshaw ran for 1,015 yards in 2012.
- » Barkley and Denver's Phillip Lindsay (1,037 yards) were the 57th and 58th rookies to rush for at least 1,000 yards since the NFL went to a 16-game season in 1978.
- » Barkley's 1,307 yards were 477 more than the No. 2 rookie on the franchise's list – Tuffy Leemans' previous record of 830 yards, set in 1936.
- » Barkley was the 3rd consecutive running back chosen within the top 5 draft selections to rush for more than 1,000 yards in his rookie season...Dallas' Ezekiel Elliott (4th overall in 2016) ran for 1,631 yards in his debut season, and Jacksonville's Leonard Fournette (4th overall in 2017) ran for 1,040 yards.
- » Barkley rushed for more than 100 yards 7 times, a Giants rookie record...Eddie Price had held the mark since 1950, when he hit the century mark 3 times...Barkley was the first Giants back with seven 100-yard games in a season since Barber had 8 in 2006.
- » In his NFL debut vs. Jacksonville (9/9), Barkley had 18 carries for 106 yards, including a 68-yard touchdown run in the 4th quarter, plus 2 receptions for 22 yards...He was the first Giants back to run for at least 100 yards in his NFL debut...His 68-yard run was the longest by a Giants player in his first game...And it was the longest run by a player in his NFL debut since Sept. 11, 2016, when Oakland's Jalen Richards scored on a 75-yarder at New Orleans.
- » Barkley was the first Giants rookie running back to start a season-opening game since Sean Bennett in 1999 (excluding fullback Shane Smith in 2017; Smith had no rushing attempts that season).
- » The following week, Barkley caught a Giants-record 14 passes, for 80 yards, at Dallas (9/16)...Barber held the previous mark with 13 receptions on Jan. 2, 2000, also in a road game vs. the Cowboys...Barkley ran for 28 yards on 11 carries in the game.
- » Rushed for 82 yards on 17 attempts, including a 15-yard touchdown, and caught 5 passes for 35 yards at Houston (9/23)...His 21 receptions are a record for a Giants rookie in his first 3 games and his 27 catches in his first 4 games broke Sterling Shepard's record of 20, set in 2016.
- » When he ran for 130 yards vs. Philadelphia (10/11), Barkley became the 2nd Giants rookie running back in the Super Bowl era to rush for at least 100 yards vs. the Eagles...Barber ran for 114 yards in Philadelphia on Dec. 7, 1997.
- » Barkley rushed for 142 yards vs. Tampa Bay (11/18) and 101 at Philadelphia (11/25) to become the 2nd Giants rookie in history with back-to-back 100-yard rushing games...The first was Price, who ran for 156 yards vs. the New York Yanks on Dec. 3, 1950, and 103 yards 7 days later at Philadelphia...Barkley extended his streak of 100-yard games to a Giants rookie record 4 with 125 vs. Chicago (12/2) and a season-high 170 at Washington (12/9)...He was the first Giants back with 4 consecutive 100-yard rushing games since Barber had 5 in a row from Nov. 20-Dec. 17, 2005.
- » Barkley's 170 rushing yards at Washington was the 2nd-highest total by a rookie in Giants history...Bill Paschal ran for 188 yards vs. Washington on Dec. 5, 1943...Barkley also has the 6th (142 vs. Tampa Bay), 8th (130 vs. Philadelphia), and 9th (125 vs. Chicago) biggest rushing games by a Giants rookie...Barkley has 7 of the top 12 single-game rookie rushing totals in Giants history.
- » Barkley's 170 rushing yards in Washington were the most by a Giants player since Jennings ran for 170 yards on Jan. 3, 2016, in a loss to Philadelphia.

» In that 40-16 victory in Washington, Barkley rushed for 170 yards on 14 carries, a 12.1-yard average that was the 4th-highest in a game in Giants history – and the largest in a road game (minimum 10 attempts):

- 14.33 Derrick Ward, vs. Carolina, Dec. 21, 2008 (15-215)
- 13.30 Frank Reagan, vs. Rams, Dec. 1, 1946 (10-133)
- 12.23 Tuffy Leemans, vs. Green Bay, Nov. 20, 1938 (13-159)

12.14 Saquon Barkley, at Washington, Dec. 9, 2018 (14-170)

» In Washington, Barkley scored on a 78-yard run that was the 2nd-longest by a rookie in Giants history; Bradshaw ran for an 88-yard touchdown at Buffalo on Dec. 23, 2007.
 » Barkley also had a 52-yard run to set up another Giants touchdown in Washington...He was the first Giants back with 2 runs of 50 or more yards in one game since Barber on Dec. 30, 2006 – also in a victory in FedExField. In his final career regular-season game, Barber scored touchdowns on runs of 55 and 50 yards.
 » Barkley had seven 40+ yard runs and six 50+ yard runs to lead the NFL in each category...The six 50-yard runs were the highest single-season total by a Giants player since the 1970 merger and were twice as many as any other NFL player had in 2018; Isaiah Crowell of the Jets was 2nd with 3.
 » Barkley's 91 receptions tied Beckham's Giants rookie record, was the highest total ever by a Giants player other than a wide receiver, and was tied for the 4th-highest total in franchise history:

- 107 Steve Smith (2009)
- 101 Odell Beckham, Jr. (2016)
- 96 Odell Beckham, Jr. (2015)
- 91 Saquon Barkley (2018)**
- 91 Odell Beckham, Jr. (2014)

» Barkley finished 2nd among NFL running backs behind Christian McCaffrey, then with Carolina, who set an NFL record for running backs with 107 catches.
 » From Oct. 11-28, Barkley had 9 receptions vs. Philadelphia, at Atlanta and vs. Washington to become the first player in Giants history with at least 9 catches in each of 3 consecutive games...He was the first NFL running back to accomplish the feat since St. Louis' Steven Jackson in 2006.
 » Barkley's 721 receiving yards were a record for a Giants rookie running back...David Meggett held the former mark with 531 yards in 1989...The 721 receiving yards are the 7th-highest total ever by a Giants rookie.
 » Barkley had a 50-yard run and a 55-yard reception vs. Philadelphia (10/11) to become the first Giants player with a run and a catch of 50+ yards in the same game since Oct. 10, 2004, when Barber had a 58-yard run and a 55-yard reception in a victory in Dallas...In that game vs. the Eagles, Barkley almost became the first Giants player in history with 100 yards rushing and receiving in the same game. He had 130 and 99.
 » Barkley had receptions of 57 (a touchdown thrown by Beckham at Carolina) and 55 (from Manning vs. Philadelphia) yards. He was the first Giants running back with 2 catches of 55+ yards in a season since Barber in 2004, and the first Giants rookie back to do it since Meggett in 1989.
 » Barkley's 2,028 yards from scrimmage was the 4th 2,000-yard season in Giants history and the most by Giants players since Barber had 2,127 (1,662 rushing/465 receiving) in 2006, his final season.
 » Barkley was the 3rd rookie in NFL history with 2,000 yards from scrimmage:

Name	Year	Yards	Rushing	Receiving
Eric Dickerson	1983	2,212	1,808	404
Edgerrin James	1999	2,139	1,553	586
Saquon Barkley	2018	2,028	1,307	721

» Barkley finished with a season-high 229 yards from scrimmage vs. Philadelphia, which was then the 7th-highest total in Giants history.
 » Barkley was the 2nd player in NFL history to begin a career with at least 6 consecutive games with 100 or more scrimmage yards...The only other player to accomplish the feat was Kareem Hunt, whose streaks were 7 games and 885 yards.
 » Barkley had another streak of 6 consecutive 100-yard games later in the season...He is one of 7 rookies in NFL history with 6 consecutive games with at least 100 scrimmage yards, joining Eric Dickerson, L.A. Rams (1983-10 games), Edgerrin James, Indianapolis (1999-9 games), Kareem Hunt, Kansas City (2017-7 games), Kevin Jones, Detroit (2004-7 games), Jamal Lewis, Baltimore (2000-7 games), and Clark Gaines, Jets (1976-7 games).
 » Barkley was the first NFL rookie with at least 1,200 rushing yards and 600 receiving yards since Detroit's Billy Sims in 1980.
 » Barkley exceeded 100 yards from scrimmage in 13 games, tying Dickerson's NFL rookie record. James had 12 such games.
 » Barkley was also the 5th rookie with at least 1,900 scrimmage yards and 15 touchdowns in a single season in NFL history:

Player	Team	Season	Scrimmage Yards	TDs
Eric Dickerson	L.A. Rams	1983	2,212	20
Edgerrin James	Indianapolis	1999	2,139	17
Ezekiel Elliott	Dallas	2016	1,994	16
Billy Sims	Detroit	1980	1,924	16
Saquon Barkley	Giants	2018	2,028	15

» In 2018, Barkley accounted for 33.5% of the Giants' rushing and receiving yards, the 2nd-highest total by any NFL player. Elliott was 2nd, accounting for 33.5% of Dallas' offense.

With 11 scores on the ground, Barkley was the first Giants back with double-digit rushing touchdowns since Brandon Jacobs had 15 in 2008.

» Barkley had 5 touchdowns from scrimmage of 50 or more yards, the most ever by a Giants rookie and the most by any Giants player since Beckham had 5 in 2015...Barkley was the first NFL rookie with five 50+ yard touchdowns from scrimmage since Minnesota wide receiver Randy Moss in 1998...Only Billy Howton of the 1952 Green Bay Packers had more such touchdowns as a rookie (6).

» In the Giants' games vs. Tampa Bay (11/18) and at Philadelphia (11/25), Barkley scored both rushing and receiving touchdowns (on 5 and 2-yard runs and a 6-yard catch vs. the Buccaneers, and a 51-yard run and 13-yard catch vs. the Eagles)...He was the first Giants player to score on both a run and a reception in back-to-back games since Elvin (Kink) Richards on Dec. 3 and 10, 1933 vs. Pittsburgh and at Philadelphia...Before Barkley, the last Giants player to have multiple games with running and receiving touchdowns in the same season was Ron Johnson in 1973.

» Barkley was one of 4 rookies in NFL history to hit that double in consecutive games...He was one of 2 rookies to accomplish the feat in November 2018 and one of 2 players to do it in a Giants uniform...Cleveland's Nick Chubb scored rushing and receiving touchdowns in Weeks 12 and 13...Richards of the 1933 Giants and Rodney Culver of the 1992 Indianapolis Colts are the only other rookies to score a rushing and receiving touchdown in consecutive games.

» In the victory vs. Tampa Bay, Barkley was the first Giants running back to score 3 touchdowns in a game since David Wilson vs. New Orleans on Dec.

9, 2012 – but one of Wilson’s scores was on a kickoff return (and 2 runs)...Before Barkley, the last Giants back to score 3 touchdowns from scrimmage had been Bradshaw, who had 3 one yard runs vs. Buffalo on Oct. 16, 2011.

- » The last Giants back to score on a run and reception in the same game had been Bradshaw, who scored touchdowns on a 5-yard run and 10-yard catch against Dallas on Jan. 1, 2012.
- » Barkley was the first Giants back with 2 rushing touchdowns in a game since Rashad Jennings at Jacksonville on Nov. 20, 2014 (runs of 2 and 17 yards).

COLLEGE

- » Barkley played in 38 games with 32 starts at Penn State...Finished his collegiate career with 671 rushing attempts for 3,843 yards (5.7-yard avg.) and 43 touchdowns...Averaged 101.1 yards per game on the ground...Also caught 102 passes for 1,195 yards (11.7-yard avg.) with 8 scores...Returned 18 kickoffs for a 27.8-yard average and 2 touchdowns...Amassed 5,538 total yards on 791 touches for averages of 7.0 yards per play and 145.7 yards per game...Barkley finished his career as Penn State’s all-time leader in rushing touchdowns (43) and total touchdowns (53), surpassing Lydell Mitchell’s marks of 38 rushing and 41 total touchdowns, respectively, from 1969-71...Barkley capped his career as the school’s career all-purpose yards leader (5,538), surpassing Larry Johnson (5,045; 1999-2002)...Ranked No. 22 at the conclusion of his career on Penn State career receiving yards list (1,195).
- » Finished his career No. 2 on Penn State’s career scoring list (318 points), which were the most in Penn State history by a non-kicker, besting Mitchell’s 246 points...Set the school record with a touchdown scored in 15 straight games, a streak that began at Purdue (10/29/16) and ended at Michigan State (11/4/17)...Recorded 9 career games with 200-plus all-purpose yards (4 in 2016, 5 in 2017) and is one of just 2 Nittany Lions to reach the 5,000 all-purpose yard mark.
- » Barkley became the only player in Penn State history and just the 4th in the Big Ten to gain 3,000 rushing and 1,000 receiving yards in a career...Was the 7th player in Penn State history to reach 3,000 career rushing yards, finishing 2nd on Penn State’s career rushing yards list (3,843), trailing only Evan Royster (3,932; 2007-10)...Joined Royster as the only 2 rushers in Penn State history with three 1,000-yard rushing seasons.
- » As a junior in 2017, Barkley played in all 13 games with 12 starts...Selected team captain, named Penn State’s Most Valuable Player and earned the Captain’s Award at the team’s annual awards banquet...Finished with 217 rushing attempts for 1,271 yards (5.9-yard avg.), and career-high-tying 18 touchdowns...Also caught 54 passes, more than his first 2 seasons combined (48), for 632 yards (11.7-yard avg.) and 3 touchdowns...Had a career-high 1,903 yards from scrimmage on 271 touchdowns (146.4 a game, 7.0 per touch)...Added 15 kickoff returns for 426 yards (28.4-yard avg.) and 2 touchdowns...Scored a career-high 23 touchdowns (1 more than his 2016 total).
- » Led the Big Ten in rushing for the 2nd consecutive season...Set the Penn State single-game all-purpose yards mark with 358 at Iowa (9/23, including 211 yards rushing, 94 yards receiving, and 53 yards on kickoff return), topping Curt Warner’s previous mark of 341 vs. Syracuse in 1981.
- » Barkley’s 92-yard touchdown run vs. Washington in the PlayStation Fiesta Bowl (12/30/17) was tied for the longest rush in program history, equaling the mark of Blair Thomas (1986; Syracuse - non-touchdown) and Bill Belton (2014; at Indiana).
- » Received the Paul Hornung Award as college football’s most versatile player...Finished No. 4 in the Heisman Trophy voting, the highest finish by a Penn State player since Larry Johnson finished 3rd in 2002...Became the 100th first-team All-American in Penn State history...Was Penn State’s 42nd consensus All-American and first Nittany Lion offensive player since Johnson in 2002.
- » Named the Big Ten’s Graham-George Offensive Player of the Year for the 2nd straight season...Was the first Big Ten running back and 3rd Big Ten player to earn multiple Player of the Year awards in the conference’s history, joining Miller (2012-13), and Purdue’s Drew Brees (1998 & 2000)...Named first-team All-Big Ten at both running back and return specialist from both the coaches and media panels...Earned Big Ten Offensive Player of the Year, along with first-team all-conference at running back and all-purpose player from the AP.
- » In 2016, started all 14 games...Finished with career-high totals of 272 carries, 1,496 yards, and 18 touchdowns (a figure he matched in 2017)...Also caught 28 passes for 402 yards and a career-best 4 touchdowns, and scored 132 points...Had 1,927 all-purpose yards...Barkley and Tyler Davis (128) became the first set of teammates to score 100 points in the same season in Penn State history...Barkley’s 22 total touchdowns and 18 rushing scores are each 5th on the school’s single-season list...The 22 total touchdowns were the most since Larry Johnson scored 23 in 2002...Led the Big Ten in both total and rushing touchdowns...Was No. 1 in the Big Ten with 140.9 all-purpose yards a game.
- » As a true freshman in 2015, Barkley played in 11 games with 6 starts, missing 2 games due to injury...Had 182 rushing attempts and broke Penn State’s freshman (true or redshirt) single-season record with 1,076 rushing yards, surpassing D.J. Dozier’s mark of 1,002 set in 1983...Tied 2 of Dozier’s record with 7 rushing touchdowns and five 100-yard games...Caught 20 passes for 161 yards and one touchdown...Broke the school freshman (true or redshirt) single-season mark for all-purpose yards with 1,237, surpassing the mark set by Dozier (1,191; 1983).
- » Named 2nd-team All-Big Ten by both the coaches and media...Named to Football Writers Association of America (FWAA), Sporting News and USA Today’s Freshman All-America team...Selected BTN.com Big Ten Freshman of the Year and earned BTN.com All-Freshman Team laurels...Selected 2nd-team All-Big Ten by the AP.
- » Had one carry for one yard in his collegiate debut at Temple (9/5)...The following week, rushed for 115 yards on 12 carries and scored his first touchdown on a 9-yard run vs. Buffalo (9/12).

OFF-THE-FIELD ACTIVITY

- » Named the 2022 New York Giants Walter Payton Man of the Year nominee...Created the Michael Ann and Saquon Barkley Hope Foundation which aims to supply assistance to children, young adults and families in need...Since entering the league he has served as Chairman of Covenant House NJ’s Executive Sleepout which has raised over \$5.5 million...Partnered with St. Luke’s University Health Network to create the “Saquon Barkley Center of Excellence,” a multi-purpose sports facility that will provide opportunities for underserved youth to benefit from physical activity, academic support, and health and wellness services near his hometown in Whitehall, PA...Supports Children of Promise, a New York City non-profit that supports kids who have been impacted by the incarceration of a family member by providing after-school programming and summer camps, counseling and therapy, mentoring and family support...Provides New York Giants season tickets for 4 members from Covenant House NJ and 4 members from Children of Promise NYC to attend every Giants home game, receive pre game field passes and attend a post-game visit with him...Hosted a back to school event and winter coat drive for youth of the Children of Promise NYC program...Honored as the New York Giants Hometown Hero at the United Way of New York City’s Gridiron Gala which raised over \$2.4 million for UWNYP programming...Attended the Lehigh Valley Allstar Football Classic in Nazareth, PA to celebrate the high school athletes...Hosted a youth football camp for children in Canaan, CT...Attended The Giants Foundation Golf Classic which raised over \$400,000 for The Giants Foundation...Met with members from the Wounded Warriors Project during their visit at the Quest Diagnostic Training Facility to watch practice and enjoy a day with the Giants...Participated in the NFL’s national Inspire Change PSA...Joined the city of East Orange to give away 500 turkeys and meals to families for Thanksgiving...Annually represents 22Q, a rare disease that his niece is battling, during the My Cause My Cleats NFL initiative.

PERSONAL

- » Has a daughter, Jada Clare Barkley, and a son, Saquon, Jr...Received his degree in communications from Penn State in 2022...Son of Alibay Barkley

and Tonya Johnson...Has 2 brothers, Rashard Johnson and Ali Barkley, and 2 sisters, Shaquona and Aliyah Barkley...Father was an amateur boxer...Brother, Rashard, played football and wrestled...Great uncle is former WBC middleweight champion Iran Barkley...Was born in The Bronx...Three-year letterman and team captain his senior year at Whitehall (Pa.) High School...First-team all-state (AAAA) by Pennsylvania Football News...Selected as 2014 Mr. Pennsylvania Football for Class AAA/AAAA...As a senior in 2014, rushed for 1,856 yards, 8.6 yards per carry, and recorded 31 total touchdowns...Had 3 interceptions and 5 tackles for loss as a senior...Two-time All-Lehigh Valley Conference selection...Helped lead Whitehall to league titles as a sophomore and junior...Rushed for 1,506 yards and recorded 27 touchdowns as a junior...Tallied 284 rushing yards and 5 total scores as a sophomore...Ranked as the 9th-best running back in the nation and the top prospect in Pennsylvania by 247Sports...Rated by Scout among the top 5 prospects in the state...Lettered in basketball and track...Won the gold medal in the eastern Pennsylvania Conference boys 100 meters.

SAQUON BARKLEY'S NFL REGULAR SEASON RUSHING/RECEIVING STATISTICS

DATE	TEAM	GP	GS	RUSHING					RECEIVING				
				NO.	YDS.	AVG.	LG	TD	NO.	YDS.	AVG.	LG	TD
2018	Giants	16	16	261	1,307	5.0	78†	11	91	721	7.9	57†	4
2019	Giants	13	13	217	1,003	4.6	68†	6	52	438	8.4	65	2
2020	Giants	2	2	19	34	1.8	18	0	6	60	10.0	38	0
2021	Giants	13	13	162	593	3.7	41	2	41	263	6.4	54†	2
2022	Giants	16	16	295	1,312	4.4	68	10	57	338	5.9	41	0
2023	Giants	10	10	185	783	4.2	36	3	31	183	5.9	32†	4
NFL TOTALS		70	70	1,139	5,032	4.4	78†	32	278	2,003	7.2	65	12

SAQUON BARKLEY'S NFL POSTSEASON RUSHING/RECEIVING STATISTICS

DATE	TEAM	GP	GS	RUSHING					RECEIVING				
				NO.	YDS.	AVG.	LG	TD	NO.	YDS.	AVG.	LG	TD
2022	Giants	2	2	18	114	6.3	39	2	7	77	11.0	24	0
NFL TOTALS		2	2	18	114	6.3	39	2	7	77	11.0	24	0

SINGLE-GAME HIGHS: RUSHING/RECEIVING

Rush Attempts	36 vs. New York Jets, Oct 29, 2023 35 vs. Houston Texans, Nov 13, 2022 31 vs. Chicago Bears, Oct 02, 2022 27 vs. Tampa Bay Buccaneers, Nov 18, 2018 24 at Buffalo Bills, Oct 15, 2023 ...3 more at 24.	Receiving Average	22.5 at Washington Redskins, Dec 22, 2019 20.3 at Carolina Panthers, Oct 07, 2018 14.8 at New Orleans Saints, Oct 03, 2021 14.3 at Washington Commanders, Nov 19, 2023 13.7 vs. Washington Commanders, Oct 22, 2023
Rushing Yards	189 at Washington Redskins, Dec 22, 2019 170 at Washington Redskins, Dec 09, 2018 164 at Tennessee Titans, Sep 11, 2022 152 vs. Houston Texans, Nov 13, 2022 146 vs. Chicago Bears, Oct 02, 2022	Longest Receptions	65 vs. Dallas Cowboys, Nov 04, 2019 57† at Carolina Panthers, Oct 07, 2018 55 vs. Philadelphia Eagles, Oct 11, 2018 54† at New Orleans Saints, Oct 03, 2021 51 at Washington Redskins, Dec 22, 2019
Rushing Average	12.1 at Washington Redskins, Dec 09, 2018 10.9 at Dallas Cowboys, Sep 08, 2019 10.0 vs. Philadelphia Eagles, Oct 11, 2018 9.1 at Tennessee Titans, Sep 11, 2022 8.6 at Washington Redskins, Dec 22, 2019	Receiving TDs	2 at Washington Commanders, Nov 19, 2023 2 at Carolina Panthers, Oct 07, 2018 1 vs. Washington Commanders, Oct 22, 2023 1 at Arizona Cardinals, Sep 17, 2023 ...6 more at 1.
Longest Runs	78† at Washington Redskins, Dec 09, 2018 68 at Tennessee Titans, Sep 11, 2022 68† vs. Philadelphia Eagles, Dec 29, 2019 68 vs. Dallas Cowboys, Dec 30, 2018 ...1 more at 68.	All-Purpose Yards	279 at Washington Redskins, Dec 22, 2019 229 vs. Philadelphia Eagles, Oct 11, 2018 197 at Washington Redskins, Dec 09, 2018 194 at Tennessee Titans, Sep 11, 2022 162 vs. Chicago Bears, Oct 02, 2022
Rushing TDs	2 vs. Green Bay Packers, Dec 11, 2023 2 vs. Miami Dolphins, Dec 15, 2019 2 vs. Tampa Bay Buccaneers, Nov 18, 2018 1 at Arizona Cardinals, Sep 17, 2023 ...25 more at 1.	Most TDs	3 vs. Tampa Bay Buccaneers, Nov 18, 2018 2 vs. Green Bay Packers, Dec 11, 2023 2 at Washington Commanders, Nov 19, 2023 2 at Arizona Cardinals, Sep 17, 2023 ...5 more at 2.
Receptions	14 at Dallas Cowboys, Sep 16, 2018 9 vs. Washington Redskins, Oct 28, 2018 9 at Atlanta Falcons, Oct 22, 2018 9 vs. Philadelphia Eagles, Oct 11, 2018 8 at Minnesota Vikings, Dec 24, 2022 ...1 more at 8.	Miscellaneous Tackles	1 at New York Jets, Nov 10, 2019 1 vs. Philadelphia Eagles, Oct 11, 2018
Receiving Yards	99 vs. Philadelphia Eagles, Oct 11, 2018 90 at Washington Redskins, Dec 22, 2019 81 at Carolina Panthers, Oct 07, 2018 80 at Dallas Cowboys, Sep 16, 2018 79 at Detroit Lions, Oct 27, 2019		

SINGLE-GAME HIGHS - POSTSEASON: RUSHING/RECEIVING

Rush Attempts	9 at Philadelphia Eagles, Jan 21, 2023 9 at Minnesota Vikings, Jan 15, 2023	Receiving Yards	56 at Minnesota Vikings, Jan 15, 2023 21 at Philadelphia Eagles, Jan 21, 2023
Rushing Yards	61 at Philadelphia Eagles, Jan 21, 2023 53 at Minnesota Vikings, Jan 15, 2023	Receiving Average	11.2 at Minnesota Vikings, Jan 15, 2023
Rushing Average	6.8 at Philadelphia Eagles, Jan 21, 2023 5.9 at Minnesota Vikings, Jan 15, 2023	Longest Receptions	24 at Minnesota Vikings, Jan 15, 2023 19 at Philadelphia Eagles, Jan 21, 2023 12 at Minnesota Vikings, Jan 15, 2023 10 at Minnesota Vikings, Jan 15, 2023 7 at Minnesota Vikings, Jan 15, 2023
Longest Runs	39 at Philadelphia Eagles, Jan 21, 2023 28† at Minnesota Vikings, Jan 15, 2023 16 at Minnesota Vikings, Jan 15, 2023 6 at Philadelphia Eagles, Jan 21, 2023 5 at Philadelphia Eagles, Jan 21, 2023	All-Purpose Yards	109 at Minnesota Vikings, Jan 15, 2023 82 at Philadelphia Eagles, Jan 21, 2023 2 at Minnesota Vikings, Jan 15, 2023
Rushing TDs	2 at Minnesota Vikings, Jan 15, 2023	Most TDs	
Receptions	5 at Minnesota Vikings, Jan 15, 2023 2 at Philadelphia Eagles, Jan 21, 2023		

100-YARD RUSHING GAMES (17): REGULAR SEASON

DATE	TEAM	ATT.	YDS.	AVG.	LG	TD
09/09/18	JAGUARS	18	106	5.9	68†	1
10/11/18	EAGLES	13	130	10.0	50†	1
11/18/18	BUCCANEERS	27	142	5.3	23	2
11/25/18	at Eagles	13	101	7.8	51†	1
12/02/18	BEARS	24	125	5.2	29	0
12/09/18	at Commanders	14	170	12.1	78†	1
12/30/18	COWBOYS	17	109	6.4	68	1
09/08/19	at Cowboys	11	120	10.9	59	0
09/15/19	BILLS	18	107	5.9	27†	1
12/15/19	DOLPHINS	24	112	4.7	12	2
12/22/19	at Commanders	22	189	8.6	67†	1
01/02/22	at Bears	21	102	4.9	10	0
09/11/22	at Titans	18	164	9.1	68	1
10/02/22	BEARS	31	146	4.7	29	0
10/23/22	at Jaguars	24	110	4.6	20	0
11/13/22	TEXANS	35	152	4.3	27	1
10/29/23	JETS	36	128	3.6	34	0

2018 GAME-BY-GAME REGULAR-SEASON STATISTICS (GIANTS)

DATE	OPPONENT	P/S	RUSHING					RECEIVING					W/L	SCORE
			NO.	YDS.	AVG.	LG	TD	NO.	YDS.	AVG.	LG	TD		
09/09	Jaguars	S	18	106	5.9	68†	1	2	22	11.0	18	0	L	15-20
09/16	at Cowboys	S	11	28	2.5	10	0	14	80	5.7	18	0	L	13-20
09/23	at Texans	S	17	82	4.8	24	1	5	35	7.0	21	0	W	27-22
09/30	Saints	S	10	44	4.4	28	1	6	56	9.3	13	0	L	18-33
10/07	at Panthers	S	15	48	3.2	30	0	4	81	20.3	57†	2	L	31-33
10/11	Eagles	S	13	130	10.0	50†	1	9	99	11.0	55	0	L	13-34
10/22	at Falcons	S	14	43	3.1	15	1	9	51	5.7	14	0	L	20-23
10/28	Commanders	S	13	38	2.9	9	0	9	73	8.1	24	0	L	13-20
11/12	at 49ers	S	20	67	3.4	18	0	4	33	8.3	23	0	W	27-23
11/18	Buccaneers	S	27	142	5.3	23	2	2	10	5.0	6†	1	W	38-35
11/25	at Eagles	S	13	101	7.8	51†	1	7	41	5.9	13†	1	L	22-25
12/02	Bears	S	24	125	5.2	29	0	3	21	7.0	17	0	W	30-27+
12/09	at Commanders	S	14	170	12.1	78†	1	4	27	6.8	13	0	W	40-16
12/16	Titans	S	14	31	2.2	17	0	4	25	6.3	11	0	L	0-17
12/23	at Colts	S	21	43	2.0	6	1	5	34	6.8	18	0	L	27-28
12/30	Cowboys	S	17	109	6.4	68	1	4	33	8.3	17	0	L	35-36
2018 TOTALS		16-16	261	1,307	5.0	78T	11	91	721	7.9	57T	4	5-11	

+ - Overtime

2019 GAME-BY-GAME REGULAR-SEASON STATISTICS (GIANTS)

DATE	OPPONENT	P/S	RUSHING					RECEIVING					W/L	SCORE
			NO.	YDS.	AVG.	LG	TD	NO.	YDS.	AVG.	LG	TD		
09/08	at Cowboys	S	11	120	10.9	59	0	4	19	4.8	9	0	L	17-35
09/15	Bills	S	18	107	5.9	27†	1	3	28	9.3	19	0	L	14-28
09/22	at Buccaneers	S	8	10	1.3	6	0	4	27	6.8	19	0	W	32-31
09/29	Commanders												W	24-3
10/06	Vikings						INACTIVE						L	10-28
10/10	at Patriots						INACTIVE						L	14-35
10/20	Cardinals	S	18	72	4.0	20	1	3	8	2.7	10	0	L	21-27
10/27	at Lions	S	19	64	3.4	13	0	8	79	9.9	38	1	L	26-31
11/04	Cowboys	S	14	28	2.0	8	0	6	67	11.2	65	0	L	18-37
11/10	at Jets	S	13	1	0.1	3	0	5	30	6.0	22	0	L	27-34
11/24	at Bears	S	17	59	3.5	22	0	2	1	0.5	1	0	L	14-19
12/01	Packers	S	19	83	4.4	16	0	3	32	10.7	27	0	L	13-31
12/09	at Eagles	S	17	66	3.9	11	0	3	1	0.3	2	0	L	17-23+
12/15	Dolphins	S	24	112	4.7	12	2	4	31	7.8	11	0	W	36-20
12/22	at Commanders	S	22	189	8.6	67†	1	4	90	22.5	51	1	W	41-35+
12/29	Eagles	S	17	92	5.4	68†	1	3	25	8.3	9	0	L	17-34
2019 TOTALS		13-13	217	1,003	4.6	68T	6	52	438	8.4	65	2	4-12	

+ - Overtime

2020 GAME-BY-GAME REGULAR-SEASON STATISTICS (GIANTS)

DATE	OPPONENT	P/S	RUSHING					RECEIVING					W/L	SCORE
			NO.	YDS.	AVG.	LG	TD	NO.	YDS.	AVG.	LG	TD		
09/14	Steelers	S	15	6	0.4	7	0	6	60	10.0	38	0	L	16-26
09/20	at Bears	S	4	28	7.0	18	0	0	0	0.0	0	0	L	13-17
09/27	49ers												L	9-36
10/04	at Rams												L	9-17
10/11	at Cowboys												L	34-37
10/18	Commanders												W	20-19
10/22	at Eagles												L	21-22
11/02	Buccaneers												L	23-25
11/08	at Commanders												W	23-20
11/15	Eagles												W	27-17
11/29	at Bengals												W	19-17
12/06	at Seahawks												W	17-12
12/13	Cardinals												L	7-26
12/20	Browns												L	6-20
12/27	at Ravens												L	13-27
01/03	Cowboys												W	23-19
2020 TOTALS		2-2	19	34	1.8	18	0	6	60	10.0	38	0	6-10	

2021 GAME-BY-GAME REGULAR-SEASON STATISTICS (GIANTS)

DATE	OPPONENT	P/S	RUSHING					RECEIVING					W/L	SCORE
			NO.	YDS.	AVG.	LG	TD	NO.	YDS.	AVG.	LG	TD		
09/12	Broncos	S	10	26	2.6	5	0	1	1	1.0	1	0	L	13-27
09/16	at Commanders	S	13	57	4.4	41	0	2	12	6.0	8	0	L	29-30
09/26	Falcons	S	16	51	3.2	15	1	6	43	7.2	14	0	L	14-17
10/03	at Saints	S	13	52	4.0	17	1	5	74	14.8	54†	1	W	27-21+
10/10	at Cowboys	S	2	9	4.5	5	0	0	0	0.0	0	0	L	20-44
10/17	Rams												L	11-38
10/24	Panthers												W	25-3
11/01	at Chiefs												L	17-20
11/07	Raiders												W	23-16
11/22	at Buccaneers	S	6	25	4.2	12	0	6	31	5.2	11	0	L	10-30
11/28	Eagles	S	13	40	3.1	32	0	4	13	3.3	8	0	W	13-7
12/05	at Dolphins	S	11	55	5.0	23	0	6	19	3.2	11	0	L	9-20
12/12	at Chargers	S	16	64	4.0	13	0	3	31	10.3	18†	1	L	21-37
12/19	Cowboys	S	15	50	3.3	6	0	4	24	6.0	15	0	L	6-21
12/26	at Eagles	S	15	32	2.1	7	0	1	-4	-4.0	-4	0	L	10-34
01/02	at Bears	S	21	102	4.9	10	0	0	0	0.0	0	0	L	3-29
01/09	Commanders	S	11	30	2.7	6	0	3	19	6.3	11	0	L	7-22
2021 TOTALS		13-13	162	593	3.7	41	2	41	263	6.4	54†	2	4-13	

+ - Overtime

2022 GAME-BY-GAME REGULAR-SEASON STATISTICS (GIANTS)

DATE	OPPONENT	P/S	RUSHING					RECEIVING					W/L/T	SCORE
			NO.	YDS.	AVG.	LG	TD	NO.	YDS.	AVG.	LG	TD		
09/11	at Titans	S	18	164	9.1	68	1	6	30	5.0	7	0	W	21-20
09/18	Panthers	S	21	72	3.4	16	0	3	16	5.3	9	0	W	19-16
09/26	Cowboys	S	14	81	5.8	36†	1	4	45	11.3	21	0	L	16-23
10/02	Bears	S	31	146	4.7	29	0	2	16	8.0	15	0	W	20-12
10/09	at Packers	S	13	70	5.4	40	1	3	36	12.0	41	0	W	27-22
10/16	Ravens	S	22	83	3.8	8	1	3	12	4.0	5	0	W	24-20
10/23	at Jaguars	S	24	110	4.6	20	0	4	25	6.3	9	0	W	23-17
10/30	at Seahawks	S	20	53	2.7	15	1	3	9	3.0	12	0	L	13-27
11/13	Texans	S	35	152	4.3	27	1	1	8	8.0	8	0	W	24-16
11/20	Lions	S	15	22	1.5	4	0	2	13	6.5	7	0	L	18-31
11/24	at Cowboys	S	11	39	3.5	10	1	4	13	3.3	5	0	L	20-28
12/04	Commanders	S	18	63	3.5	21	1	5	18	3.6	7	0	T	20-20
12/11	Eagles	S	9	28	3.1	9	0	2	20	10.0	16	0	L	22-48
12/18	at Commanders	S	18	87	4.8	15	1	5	33	6.6	9	0	W	20-12
12/24	at Vikings	S	14	84	6.0	27†	1	8	49	6.1	18	0	L	24-27
01/01	Colts	S	12	58	4.8	19	0	2	-5	-2.5	-2	0	W	38-10
01/08	at Eagles												L	16-22
2022 TOTALS		16-16	295	1,312	4.4	68	10	57	338	5.9	41	0	9-7-1	

2023 GAME-BY-GAME REGULAR-SEASON STATISTICS (GIANTS)

DATE	OPPONENT	P/S	RUSHING					RECEIVING					W/L	SCORE
			NO.	YDS.	AVG.	LG	TD	NO.	YDS.	AVG.	LG	TD		
09/10	Cowboys	S	12	51	4.3	18	0	3	12	4.0	7	0	L	0-40
09/17	at Cardinals	S	17	63	3.7	16	1	6	29	4.8	10	1	W	31-28
09/21	at 49ers												L	12-30
10/02	Seahawks												L	3-24
10/08	at Dolphins												L	16-31
10/15	at Bills	S	24	93	3.9	34	0	4	5	1.3	3	0	L	9-14
10/22	Commanders	S	21	77	3.7	12	0	3	41	13.7	32†	1	W	14-7
10/29	Jets	S	36	128	3.6	34	0	3	0	0.0	1	0	L	10-13+
11/05	at Raiders	S	16	90	5.6	26	0	3	23	7.7	12	0	L	6-30
11/12	at Cowboys	S	13	66	5.1	21	0	1	-5	-5.0	-5	0	L	17-49
11/19	at Commanders	S	14	83	5.9	36	0	4	57	14.3	24†	2	W	31-19
11/26	Patriots	S	12	46	3.8	19	0	1	6	6.0	6	0	W	10-7
12/11	Packers	S	20	86	4.3	34	2	3	15	5.0	7	0	W	24-22
2023 TOTALS		10-10	185	783	4.2	36	3	31	183	5.9	32†	4	5-8	

+ - Overtime

2022 GAME-BY-GAME POSTSEASON STATISTICS (GIANTS)

DATE	OPPONENT	P/S	RUSHING					RECEIVING					W/L	SCORE
			NO.	YDS.	AVG.	LG	TD	NO.	YDS.	AVG.	LG	TD		
01/15	at Vikings	S	9	53	5.9	28†	2	5	56	11.2	24	0	W	31-24
01/21	at Eagles	S	9	61	6.8	39	0	2	21	10.5	19	0	L	7-38
2022 TOTALS		2-2	18	114	6.3	39	2	7	77	11.0	24	0	1-1	



BOOGIE BASHAM

OLB

45

HEIGHT: 6-3
 WEIGHT: 274
 COLLEGE: WAKE FOREST
 HOW ACQUIRED: T(BUF)-'23
 NFL EXP.: 3RD YEAR
 GIANTS EXP.: 1ST YEAR

TRANSACTIONS

- » Originally a 2nd-round (61st pick overall) draft choice by the Buffalo Bills in 2021...Traded with a 2025 7th-round draft choice, to the Giants for a 2025 6th-round draft pick.

CAREER HIGHLIGHTS

- » In his third NFL season and first season with the Giants after 2 seasons in Buffalo...Has played in 34 regular-season games and 4 postseason games...Regular-season totals include 46 tackles (24 solo), 4.5 sacks, 5 tackles for loss, 8 quarterback hits, 2 passes defended and one interception...In the postseason, Basham has 11 tackles (7 solo), 2.0 sacks, 2 tackles for loss, 3 quarterback hits and one pass defended.
- » In 2022, Basham played in 15 regular-season games and had 19 tackles (9 solo), 2.0 sacks, one tackle for loss, 5 quarterback hits, and one fumble recovery...Added 5 tackles (2 solo), including 1.0 sack, in the playoffs...Registered a sack and his first career interception, of a Matthew Stafford pass, at the Rams (9/8)...Posted 4 tackles (2 solo), including a 3-yard sack vs. Minnesota (11/13)...Tallied a season-high 4 tackles (one solo) vs. the Jets (12/11)...Contributed 5 tackles (2 solo), including a 7-yard sack, in the AFC Wild Card Game vs. Miami (1/15).
- » As a rookie in 2021, played in 8 regular-season games and 2 postseason games...Finished with 18 tackles (11 solo), 2.5 sacks, 4 tackles for loss and 3 quarterback hits, plus 6 tackles (5 solo) and 1.0 sack in the playoffs...In his NFL debut, had 2 tackles, including a 10-yard sack of Davis Mills, vs. Houston (10/3)...Registered a season-high 4 tackles (3 solo), vs. Carolina (12/19)...Had 3 tackles (2 solo), including a 4-yard sack of Mac Jones, in his first playoff game, vs. New England (11/15).

COLLEGE

- » In 4 seasons at Wake Forest (2017-20), Basham played in 45 games and totaled 173 tackles (97 solo), 20.5 sacks (4th most in school history), 8 passes defended, 4 forced fumbles and 3 fumble recoveries...As a senior in 2020, played in 7 games and registered 28 tackles (20 solo), including 5.5 sacks...Had the longest active streak in the country of 23 consecutive games with a tackle for loss end vs. Syracuse...He was the only player in the country to have a streak in double digits when the streak ended...In 2019, played in a career-high 13 games and was selected first-team All-ACC...Collected a career-best 11.0 sacks, the 2nd-highest total in school history, as well as 18 tackles for loss...Tallied 57 tackles (26 solo)...In 2028, played in 12 games and registered a career-high 64 tackles (36 solo), including 4.5 sacks and 11 tackles for loss.

PERSONAL

- » Earned a degree in communications...As a senior at Northside High School in Roanoke, Va. in 2015, was named a team captain and the Virginia 3-A State Player of the Year...First Team 3-A all-state selection, All-Timesland by the Roanoke Time, All-31 Conference and Defensive Player of the Year and Blue Ridge District Defensive Player of the Year...Had 76 solo tackles, 21 tackles for loss and 7 sacks as a senior, and added 9 receptions and 2 touchdown catches at tight end...In 2013, became a starter on the Vikings' 3-A state championship team...Four-year letterman...Started at center on Northside's basketball team... Full name is Carlos Basham, Jr...Nickname is Boogie...Son of Carlos, Sr. and Crystal Basham...Cousin, Tarell Basham, is a defensive end for the Cincinnati Bengals.

BOOGIE BASHAM'S NFL REGULAR SEASON DEFENSIVE STATISTICS

DATE	TEAM	GP	GS	TACKLES							INTERCEPTIONS					O. FUMB				ST		MISC				
				TK	S	A	TFL	YDS	SK	YDS	QBH	NO	YDS	LG	TD	PD	FF	FR	TD	YDS	TK	S	A	FF	FR	S
2021	Bills	8	0	18	11	7	4	27	2.5	24.0	3	0	0	0	0	0	0	0	0	0	0	0	0	0	0	0
2022	Bills	15	0	19	9	10	1	3	2.0	3.0	5	1	21	21	0	2	0	1	0	1	0	0	0	0	0	0
2023	Giants	11	0	9	4	5	0	0	0.0	0.0	0	0	0	0	0	0	0	0	0	0	0	0	0	0	0	
NFL TOTALS		34	0	46	24	22	5	30	4.5	27.0	8	1	21	21	0	2	0	1	0	1	0	0	0	0	0	0

BOOGIE BASHAM'S NFL POSTSEASON DEFENSIVE STATISTICS

DATE	TEAM	GP	GS	TACKLES							INTERCEPTIONS					O. FUMB				ST				MISC		
				TK	S	A	TFL	YDS	SK	YDS	QBH	NO	YDS	LG	TD	PD	FF	FR	TD	YDS	TK	S	A	FF	FR	S
2021	Bills	2	0	6	5	1	1	4	1.0	4.0	1	0	0	0	0	0	0	0	0	0	0	0	0	0	0	0
2022	Bills	2	0	5	2	3	1	7	1.0	7.0	2	0	0	0	0	1	0	0	0	0	0	0	0	0	0	
NFL TOTALS		4	0	11	7	4	2	11	2.0	11.0	3	0	0	0	0	1	0	0	0	0	0	0	0	0	0	

SINGLE-GAME HIGHS: DEFENSIVE

<p>Total Tackles 4 vs. New York Jets, Dec 11, 2022 4 vs. Carolina Panthers, Dec 19, 2021 3 at Dallas Cowboys, Nov 12, 2023 3 vs. Green Bay Packers, Oct 30, 2022 ...2 more at 3.</p> <p>Solo Tackles 3 vs. Carolina Panthers, Dec 19, 2021 2 vs. Minnesota Vikings, Nov 13, 2022 2 vs. Green Bay Packers, Oct 30, 2022 2 at Los Angeles Rams, Sep 08, 2022 ...2 more at 2.</p> <p>Sacks 1.0 at Los Angeles Rams, Sep 08, 2022 1.0 vs. New York Jets, Jan 09, 2022 1.0 vs. Houston Texans, Oct 03, 2021 0.5 at Kansas City Chiefs, Oct 10, 2021</p> <p>Passes Defensed 1 at Miami Dolphins, Sep 25, 2022 1 at Los Angeles Rams, Sep 08, 2022</p>	<p>Fumble Recoveries 1 vs. Tennessee Titans, Sep 19, 2022</p> <p>Tackles For Loss 1 vs. New York Jets, Jan 09, 2022 1 vs. New England Patriots, Dec 06, 2021 1 at New York Jets, Nov 14, 2021 ...1 more at 1.</p> <p>Interceptions 1 at Los Angeles Rams, Sep 08, 2022</p>
-----------------------------------------------------------------------------------------------------------------------------------------------------------------------------------------------------------------------------------------------------------------------------------------------------------------------------------------------------------------------------------------------------------------------------------------------------------------------------------------------------------------------------------------------------------------------------------------------------------------------------------------------------------------------------------------------------------------------------	-------------------------------------------------------------------------------------------------------------------------------------------------------------------------------------------------------------------------------------------------------------------------------------------------------------

SINGLE-GAME HIGHS - POSTSEASON: DEFENSIVE

<p>Total Tackles 5 vs. Miami Dolphins, Jan 15, 2023 3 at Kansas City Chiefs, Jan 23, 2022 3 vs. New England Patriots, Jan 15, 2022</p> <p>Solo Tackles 3 at Kansas City Chiefs, Jan 23, 2022 2 vs. Miami Dolphins, Jan 15, 2023 2 vs. New England Patriots, Jan 15, 2022</p>	<p>Sacks 1.0 vs. Miami Dolphins, Jan 15, 2023 1.0 vs. New England Patriots, Jan 15, 2022</p> <p>Tackles For Loss 1 vs. Miami Dolphins, Jan 15, 2023 1 vs. New England Patriots, Jan 15, 2022</p>
------------------------------------------------------------------------------------------------------------------------------------------------------------------------------------------------------------------------------------------------------------------------------------------------------------	------------------------------------------------------------------------------------------------------------------------------------------------------------------------------------------------------------------------

2021 GAME-BY-GAME REGULAR-SEASON STATISTICS (BILLS)

DATE	OPPONENT	P/S	TACKLES							INTERCEPTIONS					O. FUMB				ST				MISC		W/L	SCORE		
			TK	S	A	SK	YDS	TFL	YDS	QBH	NO	YDS	LG	TD	PD	FF	FR	TD	YDS	TK	S	A	FF	FR			S	A
09/12	Steelers																										L	16-23
09/19	at Dolphins																										W	35-0
09/26	Commanders																										W	43-21
10/03	Texans	P	2	1	1	1.0	10.0	1	10	1	0	0	0	0	0	0	0	0	0	0	0	0	0	0	0	0	W	40-0
10/10	at Chiefs	P	3	2	1	0.5	0.0	0	0	1	0	0	0	0	0	0	0	0	0	0	0	0	0	0	0	0	W	38-20
10/18	at Titans																										L	31-34
10/31	Dolphins																										W	26-11
11/07	at Jaguars																										L	6-9
11/14	at Jets	P	3	1	2	0.0	0.0	1	1	0	0	0	0	0	0	0	0	0	0	0	0	0	0	0	0	0	W	45-17
11/21	Colts	P	2	1	1	0.0	0.0	0	0	0	0	0	0	0	0	0	0	0	0	0	0	0	0	0	0	0	L	15-41
11/25	at Saints																										W	31-6
12/06	Patriots	P	2	2	0	0.0	0.0	1	2	0	0	0	0	0	0	0	0	0	0	0	0	0	0	0	0	0	L	10-14
12/12	at Buccaneers																										L	27-33+
12/19	Panthers	P	4	3	1	0.0	0.0	0	0	0	0	0	0	0	0	0	0	0	0	0	0	0	0	0	0	0	W	31-14
12/26	at Patriots	P	1	0	1	0.0	0.0	0	0	0	0	0	0	0	0	0	0	0	0	0	0	0	0	0	0	0	W	33-21
01/02	Falcons																										W	29-15
01/09	Jets	P	1	1	0	1.0	14.0	1	14	1	0	0	0	0	0	0	0	0	0	0	0	0	0	0	0	0	W	27-10
2021 TOTALS		8-0	18	11	7	2.5	24.0	4	27	3	0	0	0	0	0	0	0	0	0	0	0	0	0	0	0	0	11-6	

+ - Overtime



DANIEL BELLINGER

TE

HEIGHT: 6-6
WEIGHT: 255
COLLEGE: SAN DIEGO STATE
HOW ACQUIRED: D4-'22
NFL EXP.: 2ND YEAR
GIANTS EXP.: 2ND YEAR

82

TRANSACTIONS

- » Originally a 4th-round (112th pick overall) draft choice by the Giants in 2022.

CAREER HIGHLIGHTS

- » Entering his second season in the NFL and with the Giants...Has played in 25 games, starting 22 ...Career numbers include 45 receptions for 428 yards (9.5 avg.) and 2 receiving touchdowns and 1 rushing attempt for 2 yards and 1 touchdown.
- » As a rookie in 2022, played in 12 regular season games with 11 starts and started both Giants' postseason games...Missed 4 games with an eye injury suffered at Jacksonville...Finished 5th on the team with 30 receptions, for 268 yards (8.9-yard avg.) and 2 touchdowns...Scored on 2-yard touchdown on his only rushing attempt...In the playoffs, he had 3 receptions for 21 yards and one touchdown.
- » Started in his NFL debut at Tennessee (9/11)...Did not start vs. Carolina (9/18)...but caught his first career pass, a 16-yard touchdown from Daniel Jones...Was the Giants rookie tight end to score a touchdown since Kaden Smith scored twice at Washington on Dec. 22, 2019...Collected 4 receptions for 40 yards vs. Dallas (9/26)...Led the Giants with 3 receptions for 23 yards vs. Chicago (10/2)...Caught 2 passes for 22 yards and ran for a 2-yard touchdown on a double reverse - his first career rushing attempt - at Green Bay (in London, 10/9)...Became the first rookie tight end in Giants history to rush for a touchdown...Led the Giants with a season-high 5 receptions for 38 yards, including an 8-yard touchdown, vs. Baltimore (10/16)...Inactive at Seattle (10/30), vs. Houston (11/13), vs. Detroit (11/20) and at Dallas (11/24) due to his eye injury.
- » Started in his return and tied his season high with 5 catches for 24 yards vs. Washington (12/4)...Posted a career-long 24-yard reception vs. Indianapolis (1/1)...Inactive with numerous other starters at Philadelphia (1/8).
- » Caught 2 passes for 17 yards, including a 9-yard touchdown, in the NFC Wild Card Game at Minnesota (1/15)...Had a 4-yard reception for 4 yards in the divisional round at Philadelphia (1/21).

COLLEGE

- » Played in 43 games with 32 starts at San Diego State...Career totals included 68 receptions for 771 yards (11.3-yard avg.) and 5 touchdowns, with a long catch of 73 yards...Had a career-high 5 receptions in a game 4 times...3-time Mountain West Conference Fall All-Academic team and Mountain West scholar athlete...As a senior in 2021, started all 13 games...Selected as a team captain...Compiled career-high totals of 31 catches and 37 yards, including the 73-yarder, while scoring twice...Had 3 catches for a career-high 113 yards and one touchdown at Arizona on (9/11)...Became the first Aztec tight end to break 100 receiving yards since Gavin Escobar had 108 vs. UNLV on Oct. 27, 2012...Produced the most receiving yards by an Aztec tight end since Escobar had 117 vs. North Dakota on Sept. 15, 2012...Had a career-long 73-yard catch, which was the longest by an Aztec tight end since at least the 1996 season...In 2020, started all 8 games in a season shortened by the pandemic...Named honorable mention all-Mountain West...Caught 21 passes for 203 yards (9.7-yard avg.) with a long of 21 yards...Had season-high totals of 5 receptions for 53 yards vs. Colorado State (12/5)...As a sophomore in 2019, played in all 13 games with 11 starts ... Had 15 catches for 201 yards (13.4-yard avg.) and a career-best 3 touchdowns...Made his first career start vs. UCLA (9/7)...Scored his first career touchdown on a 2-yard reception at New Mexico State (9/14)...As a true freshman in 2018, played in 9 games...Had one catch, a 10-yarder vs. Ohio in the DXL Frisco Bowl (12/19).

OFF-THE-FIELD ACTIVITY

- » Attended The Giants Foundation Golf Classic which raised over \$400,000 for The Giants Foundation... Visited schools that participate in the New York City Police Foundation's Far Rockaway Giants youth program and led a flag football clinic with the police officers for the boys in the program... Assisted Eva's Village staff to prepare and serve meals for those in need for Thanksgiving... Met with members from the Wounded Warriors Project during their visit at the Quest Diagnostic Training Facility to watch practice and enjoy a day with the Giants.

PERSONAL

- » Business administration major with a focus in finance...Earned 3 letters as a tight end and linebacker at Palo Verde High School in Las Vegas...Named all-conference on both offense and defense...In 9 games as a senior, totaled 21 catches for 371 yards (17.7-yard avg.) and 3 touchdowns...Earned first-team all-state honors on defense, where he had 131 tackles, 10 tackles for loss, 3.0 sacks, 2 forced fumbles and one fumble recovery...Had 84 more tackles than any other teammate...Received numerous awards, including all-state first-team accolades at linebacker, a first-team all-league selection on both offense and defense and an all-city honor...Named the school's athlete of the year...Also starred in basketball (2nd-team all-conference) and track and field at Palo Verde, earning 2nd-team all-league honors in basketball and making the regional finals in track and field in the 400 meters and 4x400-meter relay...His 4x100 team placed 3rd at the Nevada state championships...Son of Frank and Renee Bellinger...Has a younger (by 4 minutes) twin sister, Betsy.

DANIEL BELLINGER'S NFL REGULAR SEASON RUSHING/RECEIVING STATISTICS

DATE	TEAM	GP	GS	RECEIVING					RUSHING				
				NO.	YDS.	AVG.	LG	TD	NO.	YDS.	AVG.	LG	TD
2022	Giants	12	11	30	268	8.9	24	2	1	2	2.0	2t	1
2023	Giants	13	11	15	160	10.7	26	0	0	0	0.0	0	0
NFL TOTALS		25	22	45	428	9.5	26	2	1	2	2.0	2T	1

DANIEL BELLINGER'S NFL POSTSEASON RUSHING/RECEIVING STATISTICS

DATE	TEAM	GP	GS	RECEIVING					RUSHING				
				NO.	YDS.	AVG.	LG	TD	NO.	YDS.	AVG.	LG	TD
2022	Giants	2	2	3	21	7.0	9t	1	0	0	0.0	0	0
NFL TOTALS		2	2	3	21	7.0	9T	1	0	0	0.0	0	0

SINGLE-GAME HIGHS: RUSHING/RECEIVING

Longest Runs	2t at Green Bay Packers, Oct 09, 2022	Longest Receptions	26 at Washington Commanders, Nov 19, 2023
Receptions	5 vs. Washington Commanders, Dec 04, 2022		26 at Dallas Cowboys, Nov 12, 2023
	5 vs. Baltimore Ravens, Oct 16, 2022		24 vs. Indianapolis Colts, Jan 01, 2023
	4 vs. Dallas Cowboys, Sep 26, 2022		23 at Las Vegas Raiders, Nov 05, 2023
	3 at Washington Commanders, Nov 19, 2023		20 vs. Dallas Cowboys, Sep 26, 2022
	3 at Las Vegas Raiders, Nov 05, 2023	Receiving TDs	1 vs. Baltimore Ravens, Oct 16, 2022
	...3 more at 3.		1 vs. Carolina Panthers, Sep 18, 2022
Receiving Yards	43 at Las Vegas Raiders, Nov 05, 2023	All-Purpose Yards	43 at Las Vegas Raiders, Nov 05, 2023
	42 vs. Indianapolis Colts, Jan 01, 2023		42 vs. Indianapolis Colts, Jan 01, 2023
	40 vs. Dallas Cowboys, Sep 26, 2022		40 vs. Dallas Cowboys, Sep 26, 2022
	38 at Washington Commanders, Nov 19, 2023		38 at Washington Commanders, Nov 19, 2023
	38 vs. Baltimore Ravens, Oct 16, 2022		38 vs. Baltimore Ravens, Oct 16, 2022
Receiving Average	14.3 at Las Vegas Raiders, Nov 05, 2023	Most TDs	1 vs. Baltimore Ravens, Oct 16, 2022
	14.0 vs. Indianapolis Colts, Jan 01, 2023		1 at Green Bay Packers, Oct 09, 2022
	12.7 at Washington Commanders, Nov 19, 2023		1 vs. Carolina Panthers, Sep 18, 2022
	10.0 vs. Dallas Cowboys, Sep 26, 2022		
	7.7 vs. Chicago Bears, Oct 02, 2022		

SINGLE-GAME HIGHS - POSTSEASON: RECEIVING

Receptions	2 at Minnesota Vikings, Jan 15, 2023	Receiving TDs	1 at Minnesota Vikings, Jan 15, 2023
Receiving Yards	17 at Minnesota Vikings, Jan 15, 2023	All-Purpose Yards	17 at Minnesota Vikings, Jan 15, 2023
	4 at Philadelphia Eagles, Jan 21, 2023		4 at Philadelphia Eagles, Jan 21, 2023
Longest Receptions	9t at Minnesota Vikings, Jan 15, 2023	Most TDs	1 at Minnesota Vikings, Jan 15, 2023
	8 at Minnesota Vikings, Jan 15, 2023		
	4 at Philadelphia Eagles, Jan 21, 2023		

2022 GAME-BY-GAME REGULAR-SEASON STATISTICS (GIANTS)

DATE	OPPONENT	P/S	RECEIVING					RUSHING					W/L/T	SCORE	
			NO.	YDS.	AVG.	LG	TD	NO.	YDS.	AVG.	LG	TD			
09/11	at Titans	S	0	0	0.0	0	0	0	0	0.0	0	0	0	W	21-20
09/18	Panthers	P	1	16	16.0	16t	1	0	0	0.0	0	0	0	W	19-16
09/26	Cowboys	S	4	40	10.0	20	0	0	0	0.0	0	0	0	L	16-23
10/02	Bears	S	3	23	7.7	12	0	0	0	0.0	0	0	0	W	20-12
10/09	at Packers	S	2	22	11.0	11	0	1	2	2.0	2t	1	W	27-22	
10/16	Ravens	S	5	38	7.6	10	1	0	0	0.0	0	0	W	24-20	
10/23	at Jaguars	S	1	13	13.0	13	0	0	0	0.0	0	0	W	23-17	
10/30	at Seahawks												L	13-27	
11/13	Texans												W	24-16	
11/20	Lions												L	18-31	
11/24	at Cowboys												L	20-28	
12/04	Commanders	S	5	24	4.8	8	0	0	0	0.0	0	0	T	20-20	
12/11	Eagles	S	3	19	6.3	11	0	0	0	0.0	0	0	L	22-48	
12/18	at Commanders	S	1	4	4.0	4	0	0	0	0.0	0	0	W	20-12	
12/24	at Vikings	S	2	27	13.5	15	0	0	0	0.0	0	0	L	24-27	
01/01	Colts	S	3	42	14.0	24	0	0	0	0.0	0	0	W	38-10	
01/08	at Eagles												L	16-22	
2022 TOTALS													12-11		
			30	268	8.9	24	2	1	2	2.0	2T	1	9-7-1		


2023 GAME-BY-GAME REGULAR-SEASON STATISTICS (GIANTS)

DATE	OPPONENT	P/S	RECEIVING					RUSHING					W/L	SCORE	
			NO.	YDS.	AVG.	LG	TD	NO.	YDS.	AVG.	LG	TD			
09/10	Cowboys	S	1	1	1.0	1	0	0	0	0.0	0	0	0	L	0-40
09/17	at Cardinals	P	0	0	0.0	0	0	0	0	0.0	0	0	0	W	31-28
09/21	at 49ers	P	1	8	8.0	8	0	0	0	0.0	0	0	0	L	12-30
10/02	Seahawks	S	1	6	6.0	6	0	0	0	0.0	0	0	0	L	3-24
10/08	at Dolphins	S	1	7	7.0	7	0	0	0	0.0	0	0	0	L	16-31
10/15	at Bills	S	0	0	0.0	0	0	0	0	0.0	0	0	0	L	9-14
10/22	Commanders	S	0	0	0.0	0	0	0	0	0.0	0	0	0	W	14-7
10/29	Jets	S	0	0	0.0	0	0	0	0	0.0	0	0	0	L	10-13+
11/05	at Raiders	S	3	43	14.3	23	0	0	0	0.0	0	0	0	L	6-30
11/12	at Cowboys	S	2	34	17.0	26	0	0	0	0.0	0	0	0	L	17-49
11/19	at Commanders	S	3	38	12.7	26	0	0	0	0.0	0	0	0	W	31-19
11/26	Patriots	S	1	8	8.0	8	0	0	0	0.0	0	0	0	W	10-7
12/11	Packers	S	2	15	7.5	9	0	0	0	0.0	0	0	0	W	24-22
2023 TOTALS		13-11	15	160	10.7	26	0	0	0	0.0	0	0	0	5-8	

+ - Overtime

2022 GAME-BY-GAME POSTSEASON STATISTICS (GIANTS)

DATE	OPPONENT	P/S	RECEIVING					RUSHING					W/L	SCORE	
			NO.	YDS.	AVG.	LG	TD	NO.	YDS.	AVG.	LG	TD			
01/15	at Vikings	S	2	17	8.5	9†	1	0	0	0.0	0	0	0	W	31-24
01/21	at Eagles	S	1	4	4.0	4	0	0	0	0.0	0	0	0	L	7-38
2022 TOTALS		2-2	3	21	7.0	9†	1	0	0	0.0	0	0	0	1-1	



DANE BELTON

HEIGHT: 6-1
WEIGHT: 190
COLLEGE: IOWA
HOW ACQUIRED: D4-'22
NFL EXP.: 2ND YEAR
GIANTS EXP.: 2ND YEAR

S
24

TRANSACTIONS

- » Originally a 4th-round (114th pick overall) draft choice by the Giants in 2022.

2023 SEASON HIGHLIGHTS

- » Made his 1st start of the season as a 3rd safety in Week 5 at Miami, recording 5 tackles (3 solo).

CAREER HIGHLIGHTS

- » Has played in 28 regular-season games with 6 starts, recording 48 tackles (32 solo), 3 passes defended, 2 interceptions, 2 fumble recoveries, 1 quarterback hit and 1 tackle for loss.
- » As a rookie in 2022, played in 15 regular-season games with 5 starts and played in both Giants' postseason games...Missed the season opener at Tennessee (9/11) with a clavicle injury suffered in training camp...Inactive vs. Indianapolis (1/1)...Totaled 30 tackles (23 solo), one tackle for loss, one quarterback hit, 2 interceptions (tied for the team lead), 3 passes defended, one fumble recovery, one special teams tackle and one fumble recovery on special teams.
- » Started in his NFL debut vs. Carolina (9/18), totaling 4 solo tackles, plus one special teams stop...Recovered a fumble by running back Chuba Hubbard on the opening kickoff – his first ever NFL snap... Twice posted a season-high 6 tackles (5 solo) – vs. Baltimore (10/16) and at Philadelphia (1/8)...Intercepted a Davis Mills pass in the end zone in the 4th quarter and added 4 tackles (2 solo) vs. Houston (11/13)...Picked off a Jalen Hurts pass in the end zone at Philadelphia (1/8).
- » Recorded 2 tackles in the NFC Wild Card Game at Minnesota (1/15) and contributed on special teams in the divisional round at Philadelphia (1/21).

COLLEGE

- » Played in 30 games with 26 starts in 3 seasons at Iowa...Tallied 112 tackles (68 solo), 6.5 tackles for loss, 17 passes defended and 5 interceptions...In 2021, started all 14 games...First-team All-Big Ten by league coaches and media and 2nd team by the AP...His 5 interceptions tied for the 2nd-highest total nationally and in the Big Ten...Posted career-high totals of 46 tackles (29 solo)...Academic All-Big Ten...Collected a season-high 5 tackles vs. both Penn State and Purdue and 2 interceptions at Northwestern...In 2020, started all 8 games in a season shortened by the pandemic...Recorded 33 tackles (19 solo), with 1.5 tackles for loss, 1.0 sack, 5 pass breakups and one forced fumble...Had 5 five tackles vs. Michigan State...Registered 4 tackles in 4 games: 2 solo at Purdue, 3 solo vs. Northwestern and 3 solo, including his first career strip-sack, at Penn State, and 3 solo at Illinois...Matched his career high with 6 tackles (4 solo) vs. Wisconsin...In 2019, played in 8 games with 4 starts...Named Academic All-Big Ten...Made career debut in 48-3 win vs. Middle Tennessee, recording 2 assisted tackles.

OFF-THE-FIELD ACTIVITY

- » Attended The Giants Foundation Golf Classic which raised over \$400,000 for The Giants Foundation... Visited schools that participate in the New York City Police Foundation's Far Rockaway Giants youth program and led a flag football clinic with the police officers for the boys in the program... Assisted Eva's Village staff to prepare and serve meals for those in need for Thanksgiving... Met with members from the Wounded Warriors Project during their visit at the Quest Diagnostic Training Facility to watch practice and enjoy a day with the Giants... Collected toys from fans and distributed them to children at Valley Hospital for the holidays... Represented Kids with Food allergies, a division with the Asthma and Allergy Foundation of America, during Week 13 of the NFL season for My Cause My Cleats.

PERSONAL

- » Business major... 4-year football letterman as a defensive back, wide receiver, return specialist and punter at Jesuit High School in Tampa...Named 1st-team all-state as a senior, 2nd-team all-state as a junior and honorable mention recognition as a sophomore...First-team all-county as a junior and 2nd team as a sophomore...Team captain as a junior and senior...Helped the Tigers reach the state playoffs 4 straight years when they were 43-8, including 12-1 in Belton's final season...As a senior, recorded 67 tackles, 4 interceptions and 7 pass breakups, while scoring 4 touchdowns...In his junior season, collected 56 tackles, with 4 interceptions, 5 tackles for loss, 4 pass breakups and 3 touchdowns...As a sophomore, had 49 tackles, 3 interceptions and 4 pass breakups as a sophomore...Intercepted his first pass as a freshman...Also a 2-year track letterman...Set personal bests of 11.49 in the 100 meters, 23.57 in the 200 meters, 19'7 in the long jump and 37'8.5 in the triple jump...Parents are Deanna and Danny Belton.

DANE BELTON'S NFL REGULAR SEASON DEFENSIVE STATISTICS

DATE	TEAM	GP	GS	TACKLES							INTERCEPTIONS					O. FUMB				ST				MISC			
				TK	S	A	TFL	YDS	SK	YDS	QBH	NO	YDS	LG	TD	PD	FF	FR	TD	YDS	TK	S	A	FF	FR	S	A
2022	Giants	15	5	30	23	7	1	2	0.0	0.0	1	2	0	0	0	3	0	1	0	3	1	1	0	0	1	0	0
2023	Giants	13	1	18	9	9	0	0	0.0	0.0	1	0	0	0	0	0	0	0	0	0	3	2	1	0	0	0	0
NFL TOTALS		28	6	48	32	16	1	2	0.0	0.0	2	2	0	0	0	3	0	1	0	3	4	3	1	0	1	0	0

DANE BELTON'S NFL POSTSEASON DEFENSIVE STATISTICS

DATE	TEAM	GP	GS	TACKLES							INTERCEPTIONS					O. FUMB				ST				MISC			
				TK	S	A	TFL	YDS	SK	YDS	QBH	NO	YDS	LG	TD	PD	FF	FR	TD	YDS	TK	S	A	FF	FR	S	A
2022	Giants	2	0	2	2	0	0	0	0.0	0.0	0	0	0	0	0	0	0	0	0	0	0	0	0	0	0	0	0
NFL TOTALS		2	0	2	2	0	0	0	0.0	0.0	0	0	0	0	0	0	0	0	0	0	0	0	0	0	0	0	0

SINGLE-GAME HIGHS: DEFENSIVE

Total Tackles

6 at Philadelphia Eagles, Jan 08, 2023
 6 vs. Baltimore Ravens, Oct 16, 2022
 5 at Washington Commanders, Nov 19, 2023
 5 at Miami Dolphins, Oct 08, 2023
 4 vs. Houston Texans, Nov 13, 2022
 ...2 more at 4.

Solo Tackles

5 at Philadelphia Eagles, Jan 08, 2023
 5 vs. Baltimore Ravens, Oct 16, 2022
 4 vs. Carolina Panthers, Sep 18, 2022
 3 at Washington Commanders, Nov 19, 2023
 3 at Miami Dolphins, Oct 08, 2023
 ...1 more at 3.

Passes Defensed

1 at Philadelphia Eagles, Jan 08, 2023
 1 vs. Houston Texans, Nov 13, 2022
 1 vs. Baltimore Ravens, Oct 16, 2022

Fumble Recoveries

1 vs. Chicago Bears, Oct 02, 2022

Tackles For Loss

1 vs. Chicago Bears, Oct 02, 2022

Interceptions

1 at Philadelphia Eagles, Jan 08, 2023
 1 vs. Houston Texans, Nov 13, 2022

Special Teams Tackles

1 vs. Green Bay Packers, Dec 11, 2023
 1 vs. Washington Commanders, Oct 22, 2023
 1 at Buffalo Bills, Oct 15, 2023
 ...1 more at 1.

SINGLE-GAME HIGHS - POSTSEASON: DEFENSIVE

Total Tackles

2 at Minnesota Vikings, Jan 15, 2023

Solo Tackles

2 at Minnesota Vikings, Jan 15, 2023

2023 GAME-BY-GAME REGULAR-SEASON STATISTICS (GIANTS)

DATE	OPPONENT	P/S	TACKLES							INTERCEPTIONS					O. FUMB				ST				MISC		SCORE			
			TK	S	A	SK	YDS	TFL	YDS	QBH	NO	YDS	LG	TD	PD	FF	FR	TD	YDS	TK	S	A	FF	FR		S	A	W/L
09/10	Cowboys	P	1	0	1	0.0	0.0	0	0	0	0	0	0	0	0	0	0	0	0	0	0	0	0	0	0	0	L	0-40
09/17	at Cardinals	P	0	0	0	0.0	0.0	0	0	0	0	0	0	0	0	0	0	0	0	0	0	0	0	0	0	0	W	31-28
09/21	at 49ers	P	0	0	0	0.0	0.0	0	0	0	0	0	0	0	0	0	0	0	0	0	0	0	0	0	0	L	12-30	
10/02	Seahawks	P	1	0	1	0.0	0.0	0	0	0	0	0	0	0	0	0	0	0	0	0	0	0	0	0	0	L	3-24	
10/08	at Dolphins	S	5	3	2	0.0	0.0	0	0	0	0	0	0	0	0	0	0	0	0	0	0	0	0	0	0	L	16-31	
10/15	at Bills	P	2	2	0	0.0	0.0	0	0	0	0	0	0	0	0	0	0	0	1	0	1	0	0	0	0	L	9-14	
10/22	Commanders	P	0	0	0	0.0	0.0	0	0	0	0	0	0	0	0	0	0	0	1	1	0	0	0	0	0	W	14-7	
10/29	Jets	P	0	0	0	0.0	0.0	0	0	0	0	0	0	0	0	0	0	0	0	0	0	0	0	0	0	L	10-13+	
11/05	at Raiders	P	3	0	3	0.0	0.0	0	0	0	0	0	0	0	0	0	0	0	0	0	0	0	0	0	0	L	6-30	
11/12	at Cowboys	P	0	0	0	0.0	0.0	0	0	0	0	0	0	0	0	0	0	0	0	0	0	0	0	0	0	L	17-49	
11/19	at Commanders	P	5	3	2	0.0	0.0	0	0	0	0	0	0	0	0	0	0	0	0	0	0	0	0	0	0	W	31-19	
11/26	Patriots	P	1	1	0	0.0	0.0	0	0	0	0	0	0	0	0	0	0	0	0	0	0	0	0	0	0	W	10-7	
12/11	Packers	P	0	0	0	0.0	0.0	0	0	1	0	0	0	0	0	0	0	0	1	1	0	0	0	0	0	W	24-22	
2023 TOTALS		13-1	18	9	9	0.0	0.0	0	0	1	0	0	0	0	0	0	0	0	3	2	1	0	0	0	0	5-8		

+ - Overtime



BEN BREDESON

(BREAD-eh-sun)

HEIGHT: 6-5
WEIGHT: 310
COLLEGE: MICHIGAN
HOW ACQUIRED: T(BAL)-'21
NFL EXP.: 4TH YEAR
GIANTS EXP.: 3RD YEAR

G
68

TRANSACTIONS

- » Originally a 4th-round (143rd pick overall) draft choice by the Baltimore Ravens in 2020...Traded from Baltimore to the Giants with a 2022 fifth-round draft choice and a 2023 seventh-round choice for a 2022 fourth-round pick.

CAREER HIGHLIGHTS

- » Has played in 41 regular-season games with 13 starts at left guard, 5 at right guard and 3 at center for Baltimore and the Giants, along with two postseason games for the Giants.
- » In 2022, played in 11 games with 8 starts at left guard for the Giants and also played in 2 postseason games...Started first 7 games of the season at left guard...Bredeson contributed to an offensive line that helped the Giants finish 4th in the NFL in rushing yardage with an average of 148.2 yards a game and 5th with 4.8 yards a carry, and was instrumental in Saquon Barkley rushing for a career-high 1,312 yards.
- » Placed on injured reserve (knee) on Oct. 29...Activated from injured reserve (12/17)...Returned to split snaps at left guard with Nick Gates at Washington (12/18)...Continued rotation with Gates at left guard at Minnesota (12/24), vs. Indianapolis (1/1) and in a start at Philadelphia (1/8)...Played left guard in the NFC Wild Card Game at Minnesota (1/15) and divisional round at Philadelphia (1/21).
- » In his first season with the Giants in 2021, Bredeson played in 8 games with one start...Inactive for 5 games and did not play in 4...Substituted for injured left guard Shane Lemieux vs. Denver (9/12) in his Giants debut...Replaced injured left guard Nick Gates at Washington (9/16)...Made his first career start at left guard vs. Atlanta (9/26).
- » As a rookie in 2020, played in 10 games for Baltimore, primarily on special teams...Occasionally appeared as an extra O-lineman as part of Baltimore's "jumbo" formation...Helped block for the NFL's No. 1 rushing attack (191.9 yards-per-game)...Made his NFL debut, playing 4 offensive snaps and 5 special teams snaps at Washington (10/4).

COLLEGE

- » Played in 51 games with 46 starts at left guard as a 4-year letterman (2016-19) at Michigan...Twice voted a team captain by his teammates (2018-19)...As a senior in 2019, named 2nd-team All-America by the Walter Camp Football Foundation, 3rd-team All-America by the AP and first-team All-Big Ten by coaches and media...Selected 2nd-team All-Big Ten by coaches and media in 2017-18 and academic All-Big Ten in 2017.

OFF-THE-FIELD ACTIVITY

- » Attended the United Way of New York City's Gridiron Gala event at Glasshouses in NYC, which raised more than \$2.4 million for UWNYP programming... Helped honor the firefighters who gave their lives on Sept. 11, 2001, with a visit to Engine 24, Ladder 5 in New York City, where they learned about the firefighters who passed away and spent time and shared a meal with firefighters... Met with members from the Wounded Warriors Project during their visit at the Quest Diagnostic Training Facility to watch practice and enjoy a day with the Giants... Joined the NYPD to hand out turkeys and meal kits to members of the Bronx community... Collected toys from fans and distributed them to children at Valley Hospital for the holidays...Represented The Uniform Funding Foundation (TUFF), an organization that provides uniforms and equipment to underserved sports teams during Week 13 of the NFL season for My Cause My Cleats.

PERSONAL

- » Psychology major...Has a photographic memory and challenged himself by taking the ACT exam in 6th grade, when he scored higher than 75% of high schoolers who took it that year...As a youngster in Wisconsin, enjoyed playing ice hockey...His father, Mike, built a hockey rink complete with full boards in the Bredeson's backyard...Older brother, Jack, spent 4 years on the Michigan baseball team...His father played football at Illinois State...Helped Arrowhead High School in Hartland, Wis. win the WIAA Division I state championships in 2012 and 2013 and state runner-up finishes in 2014 and 2015...In 2015, was named Wisconsin's Gatorade Player of the Year, first-team USA Today All-American and first-team MaxPreps All-America.

BEN BREDESON'S NFL REGULAR SEASON STATISTICS

DATE	TEAM	GP	GS
2020	Ravens	10	0
2021	Giants	8	1
2022	Giants	11	8
2023	Giants	12	12
NFL TOTALS		41	21

BEN BREDESON'S NFL POSTSEASON STATISTICS

DATE	TEAM	GP	GS
2020	Ravens	0	0
2022	Giants	2	0
NFL TOTALS		2	0

2023 GAME-BY-GAME REGULAR-SEASON STATISTICS (GIANTS)

DATE	OPPONENT	P/S	W/L	SCORE
09/10	Cowboys	S	L	0-40
09/17	at Cardinals	S	W	31-28
09/21	at 49ers		L	12-30
10/02	Seahawks	S	L	3-24
10/08	at Dolphins	S	L	16-31
10/15	at Bills	S	L	9-14
10/22	Commanders	S	W	14-7
10/29	Jets	S	L	10-13+
11/05	at Raiders	S	L	6-30
11/12	at Cowboys	S	L	17-49
11/19	at Commanders	S	W	31-19
11/26	Patriots	S	W	10-7
12/11	Packers	S	W	24-22
2023 TOTALS		12-12	5-8	

+ - Overtime



MATT BREIDA

RB

HEIGHT: 5-10
WEIGHT: 195
COLLEGE: GEORGIA SOUTHERN
HOW ACQUIRED: FA-'22
NFL EXP.: 7TH YEAR
GIANTS EXP.: 2ND YEAR

31

TRANSACTIONS

- » Signed as a rookie free agent by the San Francisco 49ers on May 4, 2017...Traded from San Francisco to the Miami Dolphins for a 5th-round draft choice on April 25, 2020...Signed as a free agent by the Buffalo Bills on March 29, 2021...Signed as a free agent by the Giants on March 21, 2022...Re-signed by the Giants on March 14, 2023.

2023 SEASON HIGHLIGHTS

- » Rushed for 30 yards and caught a team-high-tying 5 passes for a team-high 48 yards in Week 4 vs. Seattle...His 48 receiving yards tied for 3rd-most among running backs in Week 4.
- » Started his 1st game of the 2023 season at San Francisco (9/21)...Rushed 4 times for 17 yards and 1 touchdown.

CAREER HIGHLIGHTS

- » Has played in 94 regular-season games with 24 starts for San Francisco, Miami, Buffalo and the Giants and played in 5 postseason games with 1 start for San Francisco and the Giants...Career totals include 572 carries for 2,642 yards (4.6-yard avg.) and 9 touchdowns, plus 117 receptions for 921 yards (7.9-yard avg.) and 6 scores...Averaged 18.3 yards on 6 kickoff returns...Has five 100-yard rushing games...In the playoffs, he has 16 carries for 50 yards (3.1-yard avg.) and one touchdown, plus one reception for 19 yards.
- » In his first season with the Giants in 2022, played in all 17 regular-season games with one start and played in both postseason games...Totaled 54 carries for 220 yards (4.1-yard avg.) and one touchdown and 20 receptions for 188 yards (5.9-yard avg.)...Rushed for 31 yards and a touchdown on 7 carries and caught one pass for 19 yards in the playoffs.
- » Had 5 carries for 24 yards in his Giants debut at Tennessee (9/11)...Scored his first touchdown as Giant on a 3-yard run in the 4th quarter vs. Detroit (11/20)...Posted season-high rushing totals of 9 carries and 459 yards vs. Indianapolis (1/1)...Totaled 4 carries for 28 yards and a career-high 7 receptions for 12 yards in his inaugural start for the Giants at Philadelphia (1/8).
- » Ran for 8 yards on 3 rushing attempts (2.7-yard avg.) in the NFC Wild Card Game at Minnesota (1/15)...Scored first postseason touchdown on an 8-yard run while rushing for 24 yards on 4 carries and adding one 19-yard catch in the divisional round at Philadelphia (1/21).
- » In 2021, played in 9 games in his only season in Buffalo...Had 26 carries for 125 yards and one touchdown, 7 receptions for 72 yards and 2 scores and one kickoff return for 27 yards...Caught a season-best 3 passes, and scored on a 15-yard run and a 15-yard reception at the Jets (11/14)...Scored on a 23-yard catch at New Orleans (11/25)...Rushed for a season-high 51 yards (on 5 carries) vs. Indianapolis (11/21) and had a season-high 9 attempts (for 26 yards) at the Saints.
- » In 2020, played in 12 games with one start for Miami...Finished with 59 carries for 254 yards and 9 receptions for 96 yards...Started at the Jets (11/29) and had 8 carries for 36 yards...Posted season-high totals of 12 attempts and 86 yards vs. New England (12/20).
- » In 2019, played in 13 games with 5 starts and played in 3 postseason games, including Super Bowl LIV for San Francisco...Inactive for 3 games...Collected 123 carries for 623 yards and one touchdown while adding 19 receptions for 120 yards and one score...Breida's 5.07 rushing average ranked 5th among NFL running backs (min. 100 attempts)...Ran for a season-high 121 yards on 12 attempts at Cincinnati (9/15)...Scored the game's first 2 touchdowns on a career-long 83-yard run and a 5-yard reception, and ran for 114 yards on 11 carries vs. Cleveland (10/7)...Contributed 8 carries for 17 yards in the NFC Divisional Round Game vs. Minnesota (1/11)...Had one 2-yard run in the NFC Championship Game vs. Green Bay (1/19)...Played but did not record any stats in Super Bowl LIV vs. Kansas City (2/2).
- » In 2018, played in 14 games with 13 starts...Inactive for one game and missed the season's final game after being placed on injured reserve on Dec. 29...His 153 rushing attempts, 814 yards, 3 touchdowns, 27 catches, 261 yards and 2 scores were all career highs...In his first career start, posted his first 100-yard game when he ran for 138 yards on 11 carries, including a 66-yard touchdown, vs. Detroit (9/16)...Also caught 3 passes for 21 yards...Had 14 carries for 61 yards, including a 3-yard touchdown, at Green Bay (10/15)...Rushed for 101 yards on 17 carries, including a 1-yard touchdown and added 3 catches for 31 yards vs. the Giants (11/12)...Ran for 106 yards on 14 carries at Tampa Bay (11/25)...Caught a career-high 5 passes, for 46 yards, vs. Seattle (12/15).
- » As a rookie in 2017, played in all 16 games...Finished with 105 carries for 465 yards and 2 touchdowns, 21 receptions for 180 yards and one score, and 5 kickoff returns for 83 yards (16.6-yard avg.)...Had 4 carries for 11 yards in his NFL debut vs. Carolina (9/10)...Tallied season-high totals of 4 catches for 9 yards, including a 21-yarder for his first NFL touchdown, at Philadelphia (10/29)...Scored his initial rushing touchdown on a season-long 33-yard run, vs. the Giants (11/12)...Rushed for a season-high 74 yards on 11 carries, including a 30-yard touchdown, vs. Jacksonville (12/24).

COLLEGE

- » Played in 48 games with 36 starts at Georgia Southern, where he totaled 543 carries for 3,754 yards (6.9-yard avg.) and 37 touchdowns, 22

receptions for 156 yards (7.1-yard avg.) and 3 scores and averaged 19.9 yards on 18 kickoff returns...His 3,754 rushing yards were 6th in school history...As a senior in 2016, played in all 12 games with 11 starts and had 68 carries for 646 yards, 3 touchdowns, 11 receptions for 53 yards, and 3 kickoff returns for 68 yards...In 2015, named first-team All-Sun Belt after starting all 13 games and rushing for a career-high 1,608 yards and 17 touchdowns on 203 carries (7.9-yard avg, the nation's highest among backs with at least 120 attempts)...Added 3 catches for 6 yards...In 2014, named Sun Belt Offensive Player of the Year...Started all 12 games...Led the nation with an 8.7-yard average (min. 120 carries) as he gained a conference-leading 1,485 yards on 171 attempts...Scored 19 touchdowns, including 17 rushing...Caught 8 passes for 97 yards...As a true freshman in 2013, played in all 11 games and had one carry for 15 yards and 13 kickoff returns for 266 yards (20.5-yard avg.).

OFF-THE-FIELD ACTIVITY

- » Attended the Mount Vernon Youth Football Clinic to assist with drills and share advice with the athletes. At the conclusion of the event, surprised the Mt. Vernon Razorbacks United Program with a \$10,000 donation to help purchase new equipment after their storage facility was vandalized... Attended The Giants Foundation Golf Classic which raised over \$400,000 for The Giants Foundation...Met with members from the Wounded Warriors Project during their visit at the Quest Diagnostic Training Facility to watch practice and enjoy a day with the Giants...Represented the American Dairy Association's Fuel Up to Play 60 program during Week 13 of the NFL season for My Cause My Cleats.

PERSONAL

- » Accounting major...Starred at Nature Coast Technical High School in Brooksville, Fla...As a senior in 2012, named first-team all-district and all-county, District Player of the Year and All-Hernando County Offensive Player of the Year...Recorded 201 carries for 1,399 yards (7.0-yard avg.) and 17 touchdowns...In 2011, selected first-team all-district and all-county...Also lettered in track and field...Was adopted by Terri and Mike Breida and has a brother, Josh.

MATT BREIDA'S NFL REGULAR SEASON RUSHING/RECEIVING STATISTICS

DATE	TEAM	GP	GS	RUSHING					RECEIVING				
				NO.	YDS.	AVG.	LG	TD	NO.	YDS.	AVG.	LG	TD
2017	49ers	16	0	105	465	4.4	33t	2	21	180	8.6	32	1
2018	49ers	14	13	153	814	5.3	66t	3	27	261	9.7	26	2
2019	49ers	13	5	123	623	5.1	83t	1	19	120	6.3	17	1
2020	Dolphins	12	1	59	254	4.3	24	0	9	96	10.7	31	0
2021	Bills	9	0	26	125	4.8	28	1	7	72	10.3	23t	2
2022	Giants	17	1	54	220	4.1	18	1	20	118	5.9	16	0
2023	Giants	13	4	52	141	2.7	9	1	14	74	5.3	22	0
NFL TOTALS		94	24	572	2,642	4.6	83T	9	117	921	7.9	32	6

MATT BREIDA'S NFL POSTSEASON RUSHING/RECEIVING STATISTICS

DATE	TEAM	GP	GS	RUSHING					RECEIVING				
				NO.	YDS.	AVG.	LG	TD	NO.	YDS.	AVG.	LG	TD
2019	49ers	3	1	9	19	2.1	6	0	0	0	0.0	0	0
2021	Bills	0	0	0	0	0.0	0	0	0	0	0.0	0	0
2022	Giants	2	0	7	31	4.4	8t	1	1	19	19.0	19	0
NFL TOTALS		5	1	16	50	3.1	8T	1	1	19	19.0	19	0

SINGLE-GAME HIGHS: RUSHING/RECEIVING

Rush Attempts	17 vs. Seattle Seahawks, Dec 16, 2018 17 vs. New York Giants, Nov 12, 2018 16 at Arizona Cardinals, Oct 28, 2018 15 at Arizona Cardinals, Oct 31, 2019 15 at Tampa Bay Buccaneers, Sep 08, 2019	Receiving TDs	1 at New Orleans Saints, Nov 25, 2021 1 at New York Jets, Nov 14, 2021 1 vs. Cleveland Browns, Oct 07, 2019 ...3 more at 1.
Rushing Yards	138 vs. Detroit Lions, Sep 16, 2018 121 at Cincinnati Bengals, Sep 15, 2019 114 vs. Cleveland Browns, Oct 07, 2019 106 at Tampa Bay Buccaneers, Nov 25, 2018 101 vs. New York Giants, Nov 12, 2018	All-Purpose Yards	159 vs. Detroit Lions, Sep 16, 2018 140 at Tampa Bay Buccaneers, Nov 25, 2018 132 at Cincinnati Bengals, Sep 15, 2019 132 vs. New York Giants, Nov 12, 2018 129 vs. Cleveland Browns, Oct 07, 2019
Rushing Average	12.6 vs. Detroit Lions, Sep 16, 2018 10.4 vs. Cleveland Browns, Oct 07, 2019 10.1 at Cincinnati Bengals, Sep 15, 2019 9.0 at Kansas City Chiefs, Sep 23, 2018 7.6 at Tampa Bay Buccaneers, Nov 25, 2018	Kickoff Returns	4 vs. Tennessee Titans, Dec 17, 2017 1 vs. New England Patriots, Dec 06, 2021 1 vs. Jacksonville Jaguars, Dec 24, 2017
Longest Runs	83t vs. Cleveland Browns, Oct 07, 2019 66t vs. Detroit Lions, Sep 16, 2018 34 at Cincinnati Bengals, Sep 15, 2019 33 at Tampa Bay Buccaneers, Nov 25, 2018 33t vs. New York Giants, Nov 12, 2017	Kickoff Return Yards	65 vs. Tennessee Titans, Dec 17, 2017 27 vs. New England Patriots, Dec 06, 2021 18 vs. Jacksonville Jaguars, Dec 24, 2017 27 vs. New England Patriots, Dec 06, 2021 18 vs. Jacksonville Jaguars, Dec 24, 2017 17 vs. Tennessee Titans, Dec 17, 2017 10 vs. Tennessee Titans, Dec 17, 2017 10 vs. Tennessee Titans, Dec 17, 2017 16.3 vs. Tennessee Titans, Dec 17, 2017
Rushing TDs	1 at San Francisco 49ers, Sep 21, 2023 1 vs. Detroit Lions, Nov 20, 2022 1 at New York Jets, Nov 14, 2021 ...6 more at 1.	Longest Kickoff Return	27 vs. New England Patriots, Dec 06, 2021 18 vs. Jacksonville Jaguars, Dec 24, 2017 17 vs. Tennessee Titans, Dec 17, 2017 10 vs. Tennessee Titans, Dec 17, 2017 10 vs. Tennessee Titans, Dec 17, 2017 16.3 vs. Tennessee Titans, Dec 17, 2017
Receptions	7 at Philadelphia Eagles, Jan 08, 2023 5 vs. Seattle Seahawks, Oct 02, 2023 5 vs. Seattle Seahawks, Dec 16, 2018 4 at Los Angeles Rams, Oct 13, 2019 4 at Philadelphia Eagles, Oct 29, 2017	Kickoff Return Average	1 at Washington Commanders, Dec 18, 2022 1 vs. Washington Commanders, Dec 04, 2022 1 vs. Chicago Bears, Oct 02, 2022 ...4 more at 1.
Receiving Yards	51 at Seattle Seahawks, Dec 02, 2018 48 vs. Seattle Seahawks, Oct 02, 2023 46 vs. Seattle Seahawks, Dec 16, 2018 39 vs. Seattle Seahawks, Oct 04, 2020 39 at Philadelphia Eagles, Oct 29, 2017	Special Teams Tackles	1 at Washington Commanders, Dec 18, 2022 1 vs. Washington Commanders, Dec 04, 2022 1 vs. Chicago Bears, Oct 02, 2022 ...4 more at 1.
Receiving Average	17.0 at Seattle Seahawks, Dec 02, 2018 13.0 vs. Seattle Seahawks, Oct 04, 2020 11.3 at Tampa Bay Buccaneers, Nov 25, 2018 10.7 at Los Angeles Chargers, Sep 30, 2018 10.3 vs. New York Giants, Nov 12, 2018	Most TDs	2 at New York Jets, Nov 14, 2021 2 vs. Cleveland Browns, Oct 07, 2019 2 vs. New York Giants, Nov 12, 2018 1 at San Francisco 49ers, Sep 21, 2023 ...8 more at 1.
Longest Receptions	32 at Los Angeles Rams, Dec 31, 2017 31 at San Francisco 49ers, Oct 11, 2020 26 vs. Seattle Seahawks, Oct 04, 2020 26 at Seattle Seahawks, Dec 02, 2018 24 at Tampa Bay Buccaneers, Nov 25, 2018	Miscellaneous Tackles	1 at Green Bay Packers, Oct 15, 2018

SINGLE-GAME HIGHS - POSTSEASON: RUSHING/RECEIVING

Rush Attempts	8 vs. Minnesota Vikings, Jan 11, 2020 4 at Philadelphia Eagles, Jan 21, 2023 3 at Minnesota Vikings, Jan 15, 2023 1 vs. Green Bay Packers, Jan 19, 2020	Longest Receptions	19 at Philadelphia Eagles, Jan 21, 2023
Rushing Yards	23 at Philadelphia Eagles, Jan 21, 2023 17 vs. Minnesota Vikings, Jan 11, 2020 8 at Minnesota Vikings, Jan 15, 2023 2 vs. Green Bay Packers, Jan 19, 2020	All-Purpose Yards	42 at Philadelphia Eagles, Jan 21, 2023 17 vs. Minnesota Vikings, Jan 11, 2020 8 at Minnesota Vikings, Jan 15, 2023 2 vs. Green Bay Packers, Jan 19, 2020
Rushing Average	2.1 vs. Minnesota Vikings, Jan 11, 2020	Most TDs	1 at Philadelphia Eagles, Jan 21, 2023
Longest Runs	8 at Philadelphia Eagles, Jan 21, 2023 8t at Philadelphia Eagles, Jan 21, 2023 7 at Philadelphia Eagles, Jan 21, 2023 6 vs. Minnesota Vikings, Jan 11, 2020 5 vs. Minnesota Vikings, Jan 11, 2020	Miscellaneous Tackles	1 vs. Minnesota Vikings, Jan 11, 2020
Rushing TDs	1 at Philadelphia Eagles, Jan 21, 2023		

100-YARD RUSHING GAMES (5): REGULAR SEASON

DATE	TEAM	ATT.	YDS.	AVG.	LG	TD
09/16/18	LIONS	11	138	12.5	66t	1
11/12/18	GIANTS	17	101	5.9	23	1
11/25/18	at Buccaneers	14	106	7.6	33	0
09/15/19	at Bengals	12	121	10.1	34	0
10/07/19	BROWNS	11	114	10.4	83t	1

2017 GAME-BY-GAME REGULAR-SEASON STATISTICS (49ERS)

DATE	OPPONENT	P/S	RUSHING					RECEIVING					W/L	SCORE
			NO.	YDS.	AVG.	LG	TD	NO.	YDS.	AVG.	LG	TD		
09/10	Panthers	P	4	11	2.8	5	0	0	0	0.0	0	0	L	3-23
09/17	at Seahawks	P	4	35	8.8	13	0	1	3	3.0	3	0	L	9-12
09/21	Rams	P	3	9	3.0	10	0	3	20	6.7	12	0	L	39-41
10/01	at Cardinals	P	9	16	1.8	8	0	1	4	4.0	4	0	L	15-18+
10/08	at Colts	P	10	49	4.9	14	0	3	22	7.3	10	0	L	23-26+
10/15	at Commanders	P	4	21	5.3	10	0	2	15	7.5	11	0	L	24-26
10/22	Cowboys	P	3	5	1.7	5	0	0	0	0.0	0	0	L	10-40
10/29	at Eagles	P	5	17	3.4	9	0	4	39	9.8	21t	1	L	10-33
11/05	Cardinals	P	1	1	1.0	1	0	2	18	9.0	11	0	L	10-20
11/12	Giants	P	9	55	6.1	33t	1	1	3	3.0	3	0	W	31-21
11/26	Seahawks	P	1	12	12.0	12	0	1	12	12.0	12	0	L	13-24
12/03	at Bears	P	12	45	3.8	8	0	1	4	4.0	4	0	W	15-14
12/10	at Texans	P	12	27	2.3	6	0	0	0	0.0	0	0	W	26-16
12/17	Titans	P	5	16	3.2	6	0	0	0	0.0	0	0	W	25-23
12/24	Jaguars	P	11	74	6.7	30t	1	1	8	8.0	8	0	W	44-33
12/31	at Rams	P	12	72	6.0	15	0	1	32	32.0	32	0	W	34-13
2017 TOTALS		16-0	105	465	4.4	33T	2	21	180	8.6	32	1	6-10	

+ - Overtime

2018 GAME-BY-GAME REGULAR-SEASON STATISTICS (49ERS)

DATE	OPPONENT	P/S	RUSHING					RECEIVING					W/L	SCORE
			NO.	YDS.	AVG.	LG	TD	NO.	YDS.	AVG.	LG	TD		
09/09	at Vikings	P	11	46	4.2	11	0	1	5	5.0	5	0	L	16-24
09/16	Lions	S	11	138	12.5	66t	1	3	21	7.0	9	0	W	30-27
09/23	at Chiefs	S	10	90	9.0	26	0	3	27	9.0	13	0	L	27-38
09/30	at Chargers	S	9	39	4.3	12	0	3	32	10.7	20	0	L	27-29
10/07	Cardinals	S	8	56	7.0	17	0	1	5	5.0	5t	1	L	18-28
10/15	at Packers	S	14	61	4.4	13	1	0	0	0.0	0	0	L	30-33
10/21	Rams	S	5	15	3.0	7	0	0	0	0.0	0	0	L	10-39
10/28	at Cardinals	S	16	42	2.6	10	0	0	0	0.0	0	0	L	15-18
11/01	Raiders	S	12	44	3.7	18	0	1	3	3.0	3	0	W	34-3
11/12	Giants	S	17	101	5.9	23	1	3	31	10.3	19	1	L	23-27
11/25	at Buccaneers	S	14	106	7.6	33	0	3	34	11.3	24	0	L	9-27
12/02	at Seahawks	S	5	6	1.2	3	0	3	51	17.0	26	0	L	16-43
12/09	Broncos						INACTIVE						W	20-14
12/16	Seahawks	S	17	50	2.9	8	0	5	46	9.2	20	0	W	26-23+
12/23	Bears	S	4	20	5.0	11	0	1	6	6.0	6	0	L	9-14
12/30	at Rams						DID NOT PLAY						L	32-48
2018 TOTALS		14-13	153	814	5.3	66T	3	27	261	9.7	26	2	4-12	

+ - Overtime

2019 GAME-BY-GAME REGULAR-SEASON STATISTICS (49ERS)

DATE	OPPONENT	P/S	RUSHING					RECEIVING					W/L	SCORE
			NO.	YDS.	AVG.	LG	TD	NO.	YDS.	AVG.	LG	TD		
09/08	at Buccaneers	P	15	37	2.5	13	0	0	0	0.0	0	0	W	31-17
09/15	at Bengals	S	12	121	10.1	34	0	1	11	11.0	11	0	W	41-17
09/22	Steelers	S	14	68	4.9	10	0	2	20	10.0	15	0	W	24-20
10/07	Browns	S	11	114	10.4	83†	1	3	15	5.0	7	1	W	31-3
10/13	at Rams	P	13	36	2.8	9	0	4	27	6.8	17	0	W	20-7
10/20	at Commanders	S	8	35	4.4	11	0	1	1	1.0	1	0	W	9-0
10/27	Panthers	S	11	35	3.2	17	0	1	15	15.0	15	0	W	51-13
10/31	at Cardinals	P	15	78	5.2	31	0	2	14	7.0	9	0	W	28-25
11/11	Seahawks	P	10	18	1.8	7	0	2	7	3.5	5	0	L	24-27+
11/17	Cardinals												W	36-26
11/24	Packers						INACTIVE						W	37-8
12/01	at Ravens						INACTIVE						L	17-20
12/08	at Saints	P	6	54	9.0	28	0	1	4	4.0	4	0	W	48-46
12/15	Falcons	P	4	11	2.8	9	0	2	6	3.0	5	0	L	22-29
12/21	Rams	P	0	0	0.0	0	0	0	0	0.0	0	0	W	34-31
12/29	at Seahawks	P	4	16	4.0	9	0	0	0	0.0	0	0	W	26-21
2019 TOTALS		13-5	123	623	5.1	83T	1	19	120	6.3	17	1	13-3	

+ - Overtime

2020 GAME-BY-GAME REGULAR-SEASON STATISTICS (DOLPHINS)

DATE	OPPONENT	P/S	RUSHING					RECEIVING					W/L	SCORE
			NO.	YDS.	AVG.	LG	TD	NO.	YDS.	AVG.	LG	TD		
09/13	at Patriots	P	5	22	4.4	7	0	0	0	0.0	0	0	L	11-21
09/20	Bills	P	7	37	5.3	11	0	1	2	2.0	2	0	L	28-31
09/24	at Jaguars	P	3	4	1.3	3	0	0	0	0.0	0	0	W	31-13
10/04	Seahawks	P	3	9	3.0	4	0	3	39	13.0	26	0	L	23-31
10/11	at 49ers	P	9	28	3.1	12	0	1	31	31.0	31	0	W	43-17
10/18	Jets	P	6	15	2.5	5	0	2	7	3.5	10	0	W	24-0
11/01	Rams	P	4	13	3.3	6	0	0	0	0.0	0	0	W	28-17
11/08	at Cardinals						ON INACTIVE LIST						W	34-31
11/15	Chargers						ON INACTIVE LIST						W	29-21
11/22	at Broncos	P	2	4	2.0	4	0	0	0	0.0	0	0	L	13-20
11/29	at Jets	S	8	36	4.5	12	0	2	17	8.5	13	0	W	20-3
12/06	Bengals						RESERVE/COVID-19						W	19-7
12/13	Chiefs						RESERVE/COVID-19						L	27-33
12/20	Patriots	P	12	86	7.2	24	0	0	0	0.0	0	0	W	22-12
12/26	at Raiders	P	0	0	0.0	0	0	0	0	0.0	0	0	W	26-25
01/03	at Bills	P	0	0	0.0	0	0	0	0	0.0	0	0	L	26-56
2020 TOTALS		12-1	59	254	4.3	24	0	9	96	10.7	31	0	10-6	

2021 GAME-BY-GAME REGULAR-SEASON STATISTICS (BILLS)

DATE	OPPONENT	P/S	RUSHING					RECEIVING					W/L	SCORE
			NO.	YDS.	AVG.	LG	TD	NO.	YDS.	AVG.	LG	TD		
09/12	Steelers	P	4	4	1.0	7	0	0	0	0.0	0	0	L	16-23
09/19	at Dolphins	P	0	0	0.0	0	0	0	0	0.0	0	0	W	35-0
09/26	Commanders						ON INACTIVE LIST						W	43-21
10/03	Texans						ON INACTIVE LIST						W	40-0
10/10	at Chiefs						ON INACTIVE LIST						W	38-20
10/18	at Titans						ON INACTIVE LIST						L	31-34
10/31	Dolphins						ON INACTIVE LIST						W	26-11
11/07	at Jaguars						ON INACTIVE LIST						L	6-9
11/14	at Jets	P	3	28	9.3	15†	1	3	22	7.3	15†	1	W	45-17
11/21	Colts	P	5	51	10.2	28	0	1	16	16.0	16	0	L	15-41
11/25	at Saints	P	9	26	2.9	9	0	2	29	14.5	23†	1	W	31-6
12/06	Patriots	P	1	3	3.0	3	0	1	5	5.0	5	0	L	10-14
12/12	at Buccaneers	P	3	12	4.0	11	0	0	0	0.0	0	0	L	27-33+
12/19	Panthers	P	1	1	1.0	1	0	0	0	0.0	0	0	W	31-14
12/26	at Patriots						ON INACTIVE LIST						W	33-21
01/02	Falcons						ON INACTIVE LIST						W	29-15
01/09	Jets	P	0	0	0.0	0	0	0	0	0.0	0	0	W	27-10
2021 TOTALS		9-0	26	125	4.8	28	1	7	72	10.3	23T	2	11-6	

+ - Overtime

2022 GAME-BY-GAME REGULAR-SEASON STATISTICS (GIANTS)

DATE	OPPONENT	P/S	RUSHING					RECEIVING					W/L/T	SCORE
			NO.	YDS.	AVG.	LG	TD	NO.	YDS.	AVG.	LG	TD		
09/11	at Titans	P	5	24	4.8	9	0	0	0	0.0	0	0	W	21-20
09/18	Panthers	P	1	-4	-4.0	-4	0	0	0	0.0	0	0	W	19-16
09/26	Cowboys	P	1	3	3.0	3	0	0	0	0.0	0	0	L	16-23
10/02	Bears	P	3	18	6.0	13	0	0	0	0.0	0	0	W	20-12
10/09	at Packers	P	4	14	3.5	10	0	2	13	6.5	13	0	W	27-22
10/16	Ravens	P	3	-6	-2.0	1	0	2	17	8.5	15	0	W	24-20
10/23	at Jaguars	P	4	19	4.8	6	0	1	14	14.0	14	0	W	23-17
10/30	at Seahawks	P	2	5	2.5	3	0	1	10	10.0	10	0	L	13-27
11/13	Texans	P	6	20	3.3	9	0	0	0	0.0	0	0	W	24-16
11/20	Lions	P	3	13	4.3	5	1	1	16	16.0	16	0	L	18-31
11/24	at Cowboys	P	2	6	3.0	5	0	1	9	9.0	9	0	L	20-28
12/04	Commanders	P	0	0	0.0	0	0	1	4	4.0	4	0	T	20-20
12/11	Eagles	P	3	6	2.0	5	0	2	9	4.5	7	0	L	22-48
12/18	at Commanders	P	2	6	3.0	5	0	1	6	6.0	6	0	W	20-12
12/24	at Vikings	P	2	9	4.5	6	0	0	0	0.0	0	0	L	24-27
01/01	Colts	P	9	59	6.6	18	0	1	8	8.0	8	0	W	38-10
01/08	at Eagles	S	4	28	7.0	16	0	7	12	1.7	4	0	L	16-22
2022 TOTALS		17-1	54	220	4.1	18	1	20	118	5.9	16	0	9-7-1	

2023 GAME-BY-GAME REGULAR-SEASON STATISTICS (GIANTS)

DATE	OPPONENT	P/S	RUSHING					RECEIVING					W/L	SCORE
			NO.	YDS.	AVG.	LG	TD	NO.	YDS.	AVG.	LG	TD		
09/10	Cowboys	P	2	9	4.5	6	0	1	-3	-3.0	-3	0	L	0-40
09/17	at Cardinals	P	1	5	5.0	5	0	0	0	0.0	0	0	W	31-28
09/21	at 49ers	S	4	17	4.3	8†	1	3	1	0.3	8	0	L	12-30
10/02	Seahawks	S	14	30	2.1	5	0	5	48	9.6	22	0	L	3-24
10/08	at Dolphins	S	9	21	2.3	8	0	1	3	3.0	3	0	L	16-31
10/15	at Bills	P	4	13	3.3	6	0	0	0	0.0	0	0	L	9-14
10/22	Commanders	P	3	4	1.3	6	0	1	5	5.0	5	0	W	14-7
10/29	Jets	P	5	13	2.6	6	0	1	4	4.0	4	0	L	10-13+
11/05	at Raiders	S	2	5	2.5	3	0	1	6	6.0	6	0	L	6-30
11/12	at Cowboys	P	1	3	3.0	3	0	0	0	0.0	0	0	L	17-49
11/19	at Commanders	P	3	-1	-0.3	3	0	0	0	0.0	0	0	W	31-19
11/26	Patriots	P	2	6	3.0	6	0	1	10	10.0	10	0	W	10-7
12/11	Packers	P	2	16	8.0	9	0	0	0	0.0	0	0	W	24-22
2023 TOTALS		13-4	52	141	2.7	9	1	14	74	5.3	22	0	5-8	

+ - Overtime

2019 GAME-BY-GAME POSTSEASON STATISTICS (49ERS)

DATE	OPPONENT	P/S	RUSHING					RECEIVING					W/L	SCORE
			NO.	YDS.	AVG.	LG	TD	NO.	YDS.	AVG.	LG	TD		
01/11	Vikings	S	8	17	2.1	6	0	0	0	0.0	0	0	W	27-10
01/19	Packers	P	1	2	2.0	2	0	0	0	0.0	0	0	W	37-20
02/02	at Chiefs	P	0	0	0.0	0	0	0	0	0.0	0	0	L	20-31
2019 TOTALS		3-1	9	19	2.1	6	0	0	0	0.0	0	0	2-1	


2021 GAME-BY-GAME POSTSEASON STATISTICS (BILLS)

DATE	OPPONENT	P/S	RUSHING					RECEIVING					W/L	SCORE
			NO.	YDS.	AVG.	LG	TD	NO.	YDS.	AVG.	LG	TD		
01/15	Patriots												W	47-17
01/23	at Chiefs												L	36-42+
2021 TOTALS		0-0	0	0	0.0	0	0	0	0	0.0	0	0	1-1	

+ - Overtime

2022 GAME-BY-GAME POSTSEASON STATISTICS (GIANTS)

DATE	OPPONENT	P/S	RUSHING					RECEIVING					W/L	SCORE
			NO.	YDS.	AVG.	LG	TD	NO.	YDS.	AVG.	LG	TD		
01/15	at Vikings	P	3	8	2.7	4	0	0	0	0.0	0	0	W	31-24
01/21	at Eagles	P	4	23	5.8	8†	1	1	19	19.0	19	0	L	7-38
2022 TOTALS		2-0	7	31	4.4	8†	1	1	19	19.0	19	0	1-1	



CAM BROWN

ILB

HEIGHT: 6-5
WEIGHT: 235
COLLEGE: PENN STATE
HOW ACQUIRED: D6-'20
NFL EXP.: 4TH YEAR
GIANTS EXP.: 4TH YEAR

47

TRANSACTIONS

- » Originally a 6th-round (183rd pick overall) draft choice by the Giants in 2020.

2023 SEASON HIGHLIGHTS

- » Forced a fumble on special teams in Week 12 vs. New England.

CAREER HIGHLIGHTS

- » Has played in 56 regular-season and 2 postseason games for the Giants, totaling 6 tackles (5 solo), 3 quarterback hits, one forced fumble on defense, and 28 tackles (18 solo) and two forced fumbles on special teams.
- » In 2022, played in all 19 games (17 regular season and 2 postseason), primarily on special teams...Elected one of the team's captains...Totaled 6 special teams tackles (3 solo)...His 398 special teams snaps tied Carter Coughlin for the team lead...Played on special teams in the NFC Wild Card round at Minnesota (1/15) and in the divisional round at Philadelphia (1/8).
- » In 2021, played in 12 games, primarily on special teams, where he totaled 9 tackles, which tied him for 3rd on the team...Inactive at Washington (9/16) with a hamstring injury and spent the next 3 weeks on injured reserve...Logged a career-high 3 special teams tackles vs. Carolina (10/24)...Placed on the Reserve/COVID-19 list before the game vs. Dallas (12/19)...Posted 2 special teams tackles at Philadelphia (12/26).
- » As a rookie in 2020, Brown played in 15 games...Inactive for the season opener vs. Pittsburgh (9/14)...Recorded 7 tackles (5 solo) and 3 quarterback hits, plus 6 tackles (3 solo) and one forced fumble on special teams...Made his NFL debut at Chicago (9/20)...Credited with first special teams assisted tackle at Philadelphia (10/22) and initial solo stop vs. Tampa Bay (11/2)...Forced a fumble by punt returner Isaiah Wright that was recovered by Madre Harper, leading to a first-quarter Giants touchdown at Washington (11/8)...Made his first 2 defensive tackles (2 solo) at Seattle (12/6)...Tallied a season-high 3 tackles – all solo – at Baltimore (12/27).

COLLEGE

- » Played in 51 games with 26 starts at Penn State...Concluded his career with 199 tackles (99 solo), including 15 tackles for loss, 5.0 sacks, 11 passes defended, 4 forced fumbles and 2 fumble recoveries...Also blocked a punt...As a senior in 2019, Brown played in all 13 games with 12 starts and had a career-high 72 tackles (28 solo), 5.5 tackles for loss, 2.0 sacks, 4 passes defended, one forced fumble and 2 recoveries...Selected All-Big Ten 3rd team by the coaches...In 2018, played in 13 games with 12 starts and led the team with 3 forced fumbles and finished 5th with 63 tackles, including a career-high 41 solo stops...In 2017, played in 12 games and recorded 31 tackles (16 solo), 1.5 tackles for loss, a half-sack and one pass defended...In 2016, played in 13 games with 2 starts and was one of 5 true freshman to play for Penn State in 2016...Recorded 33 tackles (14 solo), 1.5 tackles for loss and a half-sack.

OFF-THE-FIELD ACTIVITY

- » Partnered with the American Heart Association to virtually meet with students across the tri-state area for a Play 60 conversation that focused on being active, creating healthy habits and focusing on mental health...Attended The Giants Foundation Golf Classic which raised over \$400,000 for The Giants Foundation...Attended the My Sisters' Place Spring Gala to support their mission to end domestic violence and human trafficking...Met with members from the Wounded Warriors Project during their visit at the Quest Diagnostic Training Facility to watch practice and enjoy a day with the Giants...Represented Penn State's THON which benefits childhood cancer during Week 13 of the NFL season for My Cause My Cleats.

PERSONAL

- » Kinesiology major...Full name is Cameron Courtney Brown...Born in Silver Spring, Md. and started his prep career at James Hubert Blake High School in Colesville, Md...Transferred to the Bullis School, where he was a 3-time letterman and 3-time captain...Recorded 260 tackles in 3 seasons...Named first-team all-conference as a junior...Helped lead the Bulldogs to back-to-back Interstate Athletic Conference titles in 2014 and 2015...Posted 94 tackles and 12.0 tackles for loss as a junior in 2014...Also played receiver on offense and caught 16 passes for 350 yards and 6 touchdowns...Brown was on the track team and set personal bests in the discus (127'6") and triple jump (44'3")...Played in the 2016 Semper Fidelis All-American Bowl...Was selected as the Maryland MVP in the Big 33 Game...Son of Desmond Brown and Susan Giscombe...Has 2 brothers, D. Greyson and Brandon, and 2 sisters, Simone and Candice...Cousin, Andre Davis, was a wide receiver at Virginia Tech and for 9 seasons in the NFL.

CAM BROWN'S NFL REGULAR SEASON DEFENSIVE STATISTICS

DATE	TEAM	GP	GS	TACKLES							INTERCEPTIONS					O. FUMB				ST				MISC			
				TK	S	A	TFL	YDS	SK	YDS	QBH	NO	YDS	LG	TD	PD	FF	FR	TD	YDS	TK	S	A	FF	FR	S	A
2020	Giants	15	0	6	5	1	0	0	0.0	0.0	3	0	0	0	0	0	0	0	0	0	6	3	3	1	0	0	0
2021	Giants	12	0	0	0	0	0	0	0.0	0.0	0	0	0	0	0	0	0	0	0	9	6	3	0	0	0	0	
2022	Giants	17	0	0	0	0	0	0	0.0	0.0	0	0	0	0	0	0	0	0	0	6	3	3	0	0	0	0	
2023	Giants	12	0	0	0	0	0	0	0.0	0.0	0	0	0	0	0	0	0	0	0	7	6	1	1	0	0	0	
NFL TOTALS		56	0	6	5	1	0	0	0.0	0.0	3	0	0	0	0	0	0	0	0	28	18	10	2	0	0	0	

CAM BROWN'S NFL POSTSEASON DEFENSIVE STATISTICS

DATE	TEAM	GP	GS	TACKLES							INTERCEPTIONS					O. FUMB				ST				MISC		
				TK	S	A	TFL	YDS	SK	YDS	QBH	NO	YDS	LG	TD	PD	FF	FR	TD	YDS	TK	S	A	FF	FR	S
2022	Giants	2	0	0	0	0	0	0	0.0	0.0	0	0	0	0	0	0	0	0	0	0	0	0	0	0	0	0
NFL TOTALS		2	0	0	0	0	0	0	0.0	0.0	0	0	0	0	0	0	0	0	0	0	0	0	0	0	0	0

SINGLE-GAME HIGHS: DEFENSIVE

Total Tackles 3 at Baltimore Ravens, Dec 27, 2020
2 at Seattle Seahawks, Dec 06, 2020
1 vs. Dallas Cowboys, Jan 03, 2021

Solo Tackles 3 at Baltimore Ravens, Dec 27, 2020
1 vs. Dallas Cowboys, Jan 03, 2021
1 at Seattle Seahawks, Dec 06, 2020

Special Teams Tackles 3 vs. Carolina Panthers, Oct 24, 2021
2 vs. Washington Commanders, Oct 22, 2023
2 at Philadelphia Eagles, Dec 26, 2021
2 at Dallas Cowboys, Oct 11, 2020
1 at San Francisco 49ers, Sep 21, 2023
...14 more at 1.

Special Teams Forced Fumbles 1 at Washington Football Team, Nov 08, 2020

2023 GAME-BY-GAME REGULAR-SEASON STATISTICS (GIANTS)

DATE	OPPONENT	P/S	TACKLES							INTERCEPTIONS					O. FUMB				ST				MISC		SCORE			
			TK	S	A	SK	YDS	TFL	YDS	QBH	NO	YDS	LG	TD	PD	FF	FR	TD	YDS	TK	S	A	FF	FR		S	A	
09/10	Cowboys		ON INACTIVE LIST																							L	0-40	
09/17	at Cardinals	P	0	0	0	0.0	0.0	0	0	0	0	0	0	0	0	0	0	0	0	0	0	0	0	0	0	0	W	31-28
09/21	at 49ers	P	0	0	0	0.0	0.0	0	0	0	0	0	0	0	0	0	0	0	0	1	1	0	0	0	0	0	L	12-30
10/02	Seahawks	P	0	0	0	0.0	0.0	0	0	0	0	0	0	0	0	0	0	0	0	0	0	0	0	0	0	0	L	3-24
10/08	at Dolphins	P	0	0	0	0.0	0.0	0	0	0	0	0	0	0	0	0	0	0	0	0	0	0	0	0	0	0	L	16-31
10/15	at Bills	P	0	0	0	0.0	0.0	0	0	0	0	0	0	0	0	0	0	0	0	0	0	0	0	0	0	0	L	9-14
10/22	Commanders	P	0	0	0	0.0	0.0	0	0	0	0	0	0	0	0	0	0	0	0	2	2	0	0	0	0	0	W	14-7
10/29	Jets	P	0	0	0	0.0	0.0	0	0	0	0	0	0	0	0	0	0	0	0	1	0	1	0	0	0	0	L	10-13+
11/05	at Raiders	P	0	0	0	0.0	0.0	0	0	0	0	0	0	0	0	0	0	0	0	0	0	0	0	0	0	0	L	6-30
11/12	at Cowboys	P	0	0	0	0.0	0.0	0	0	0	0	0	0	0	0	0	0	0	0	0	0	0	0	0	0	0	L	17-49
11/19	at Commanders	P	0	0	0	0.0	0.0	0	0	0	0	0	0	0	0	0	0	0	0	1	1	0	0	0	0	0	W	31-19
11/26	Patriots	P	0	0	0	0.0	0.0	0	0	0	0	0	0	0	0	0	0	0	0	1	1	0	1	0	0	0	W	10-7
12/11	Packers	P	0	0	0	0.0	0.0	0	0	0	0	0	0	0	0	0	0	0	0	1	1	0	0	0	0	0	W	24-22
2023 TOTALS		12-0	0	0	0	0.0	0.0	0	0	0	0	0	0	0	0	0	0	0	7	6	1	1	0	0	0	5-8		

+ - Overtime



RANDY BULLOCK

K

46

HEIGHT: 5-9
 WEIGHT: 210
 COLLEGE: TEXAS A&M
 HOW ACQUIRED: FA-'23
 NFL EXP.: 11TH YEAR
 GIANTS EXP.: 1ST YEAR

RANDY BULLOCK'S NFL REGULAR SEASON KICKING STATISTICS

DATE	TEAM	GP	FGM	FGA	PCT.	LG	XP	XPA	PCT.	BLK	PTS
2012	Texans	0	0	0	0.0	0	0	0	0.0	0	0
2013	Texans	16	26	35	74.3	51	26	26	100.0	1	104
2014	Texans	16	30	35	85.7	55	40	40	100.0	2	130
2015	Texans	3	5	6	83.3	47	3	5	60.0	0	18
Went from Houston to N.Y. Jets .											
2015	Jets	8	14	17	82.4	49	19	20	95.0	0	61
2015	TOTAL	11	19	23	82.6	49	22	25	88.0	0	79
2016	Giants	1	0	0	0.0	0	2	3	66.7	0	2
Went from N.Y. Giants to Pittsburgh .											
2016	Steelers	1	3	3	100.0	44	1	1	100.0	0	10
Went from Pittsburgh to Cincinnati .											
2016	Bengals	3	5	6	83.3	43	6	6	100.0	0	21
2016	TOTAL	5	8	9	88.9	44	9	10	90.0	0	33
2017	Bengals	15	18	20	90.0	51	31	33	93.9	1	85
2018	Bengals	16	19	23	82.6	51	39	41	95.1	2	96
2019	Bengals	16	27	31	87.1	57	24	25	96.0	0	105
2020	Bengals	12	21	26	80.8	55	24	25	96.0	0	87
2021	Lions	0	0	0	0.0	0	0	0	0.0	0	0
Went from Detroit to Tennessee .											
2021	Titans	1	26	31	83.9	51	42	45	93.3	0	120
2021	TOTAL	1	26	31	83.9	51	42	45	93.3	0	120
2022	Titans	15	17	20	85.0	51	28	28	100.0	0	79
2023	Titans	0	0	0	0.0	0	0	0	0.0	0	0
Went from Tennessee to N.Y. Giants .											
2023	Giants	5	4	5	80.0	42	10	10	100.0	0	22
2023	TOTAL	5	4	5	80.0	42	10	10	100.0	0	22
NFL TOTALS		128	215	258	83.3	57	295	308	95.8	6	940

RANDY BULLOCK'S NFL POSTSEASON KICKING STATISTICS

DATE	TEAM	GP	FGM	FGA	PCT.	LG	XP	XPA	PCT.	BLK	PTS
2021	Titans	1	1	1	100.0	34	1	1	100.0	0	4
NFL TOTALS		1	1	1	100.0	34	1	1	100.0	0	4

RANDY BULLOCK'S NFL REGULAR SEASON FIELD-GOAL ACCURACY STATISTICS

DATE	TEAM	1-19	PCT.	20-29	PCT.	30-39	PCT.	40-49	PCT.	50+	PCT.
2012	Texans	0-0	0.0	0-0	0.0	0-0	0.0	0-0	0.0	0-0	0.0
2013	Texans	1-1	100.0	7-7	100.0	5-5	100.0	12-17	70.6	1-5	20.0
2014	Texans	0-0	0.0	6-7	85.7	13-15	86.7	7-8	87.5	4-5	80.0
2015	Texans	1-1	100.0	0-0	0.0	2-2	100.0	2-3	66.7	0-0	0.0
Went from Houston to N.Y. Jets.											
2015	Jets	0-0	0.0	4-4	100.0	4-4	100.0	6-8	75.0	0-1	0.0
2015	TOTAL	1-1	100.0	4-4	100.0	6-6	100.0	8-11	72.7	0-1	0.0
2016	Giants	0-0	0.0	0-0	0.0	0-0	0.0	0-0	0.0	0-0	0.0
Went from N.Y. Giants to Pittsburgh.											
2016	Steelers	0-0	0.0	0-0	0.0	2-2	100.0	1-1	100.0	0-0	0.0
Went from Pittsburgh to Cincinnati.											
2016	Bengals	0-0	0.0	4-4	100.0	0-0	0.0	1-2	50.0	0-0	0.0
2016	TOTAL	0-0	0.0	4-4	100.0	2-2	100.0	2-3	66.7	0-0	0.0
2017	Bengals	0-0	0.0	6-6	100.0	7-8	87.5	4-5	80.0	1-1	100.0
2018	Bengals	0-0	0.0	4-4	100.0	7-8	87.5	6-6	100.0	2-5	40.0
2019	Bengals	0-0	0.0	10-10	100.0	6-6	100.0	10-12	83.3	1-3	33.3
2020	Bengals	0-0	0.0	3-3	100.0	8-10	80.0	7-8	87.5	3-5	60.0
2021	Lions	0-0	0.0	0-0	0.0	0-0	0.0	0-0	0.0	0-0	0.0
Went from Detroit to Tennessee.											
2021	Titans	0-0	0.0	5-5	100.0	12-12	100.0	8-13	61.5	1-1	100.0
2021	TOTAL	0-0	0.0	5-5	100.0	12-12	100.0	8-13	61.5	1-1	100.0
2022	Titans	0-0	0.0	5-5	100.0	5-5	100.0	6-8	75.0	1-2	50.0
2023	Titans	0-0	0.0	0-0	0.0	0-0	0.0	0-0	0.0	0-0	0.0
Went from Tennessee to N.Y. Giants.											
2023	Giants	0-0	0.0	0-0	0.0	2-2	100.0	2-3	66.7	0-0	0.0
2023	TOTAL	0-0	0.0	0-0	0.0	2-2	100.0	2-3	66.7	0-0	0.0
NFL TOTALS		2-2	100.0	54-55	98.2	73-79	92.4	72-94	76.6	14-28	50.0

RANDY BULLOCK'S NFL POSTSEASON FIELD-GOAL ACCURACY STATISTICS

DATE	TEAM	1-19	PCT.	20-29	PCT.	30-39	PCT.	40-49	PCT.	50+	PCT.
2021	Titans	0-0	0.0	0-0	0.0	1-1	100.0	0-0	0.0	0-0	0.0
NFL TOTALS		0-0	0.0	0-0	0.0	1-1	100.0	0-0	0.0	0-0	0.0

SINGLE-GAME HIGHS: KICKER

Field Goals Made 6 vs. Baltimore Ravens, Dec 21, 2014
 4 vs. Indianapolis Colts, Oct 23, 2022
 4 at Seattle Seahawks, Sep 19, 2021
 4 vs. Jacksonville Jaguars, Oct 04, 2020
 ...2 more at 4.

Field Goal Attempts 6 vs. Baltimore Ravens, Dec 21, 2014
 5 at Seattle Seahawks, Sep 19, 2021
 4 vs. Indianapolis Colts, Oct 23, 2022
 4 at New York Jets, Oct 03, 2021
 4 vs. Jacksonville Jaguars, Oct 04, 2020
 ...6 more at 4.

Longest Field Goals Made 57 at Miami Dolphins, Dec 22, 2019
 55 at Indianapolis Colts, Oct 18, 2020
 55 vs. Buffalo Bills, Sep 28, 2014
 53 at Washington Football Team, Nov 22, 2020
 53 at Indianapolis Colts, Dec 14, 2014

Longest Field Goals Attempt 58 at Washington Football Team, Nov 22, 2020
 57 at Miami Dolphins, Dec 22, 2019
 55 at Indianapolis Colts, Oct 18, 2020
 55 vs. Buffalo Bills, Sep 28, 2014
 55 vs. Indianapolis Colts, Nov 03, 2013

PATs Made 6 vs. Tennessee Titans, Nov 30, 2014
 5 vs. Miami Dolphins, Nov 29, 2015
 4 at Washington Commanders, Nov 19, 2023
 4 at Houston Texans, Jan 09, 2022
 4 at Tennessee Titans, Jan 02, 2022
 ...15 more at 4.

PAT Attempts 6 vs. Tennessee Titans, Nov 30, 2014
 5 at Jacksonville Jaguars, Oct 10, 2021
 5 vs. Tampa Bay Buccaneers, Oct 28, 2018
 5 vs. Miami Dolphins, Nov 29, 2015
 4 at Washington Commanders, Nov 19, 2023
 ...16 more at 4.

Points 19 vs. Baltimore Ravens, Dec 21, 2014
 15 at Seattle Seahawks, Sep 19, 2021
 15 vs. Jacksonville Jaguars, Oct 04, 2020
 14 vs. Detroit Lions, Dec 24, 2017
 13 vs. Indianapolis Colts, Oct 23, 2022
 ...1 more at 13.

Special Teams Tackles 1 vs. Pittsburgh Steelers, Dec 18, 2016
 1 at New York Giants, Sep 21, 2014
 1 at Arizona Cardinals, Nov 10, 2013

Kickoff Average 68.8 at Dallas Cowboys, Dec 19, 2015
 68.3 vs. Oakland Raiders, Nov 17, 2013
 68.3 at Oakland Raiders, Sep 14, 2014
 68.2 at Kansas City Chiefs, Oct 20, 2013
 67.9 vs. Baltimore Ravens, Dec 21, 2014

Extra Point Attempt Percentage 100.0 vs. Miami Dolphins, Nov 29, 2015
 100.0 vs. Tennessee Titans, Nov 30, 2014
 80.0 at Jacksonville Jaguars, Oct 10, 2021
 80.0 vs. Tampa Bay Buccaneers, Oct 28, 2018
 100.0 vs. Indianapolis Colts, Oct 23, 2022
 100.0 vs. Jacksonville Jaguars, Oct 04, 2020
 100.0 at Cleveland Browns, Dec 08, 2019
 ...2 more at 100.0.

Field Goal Percentage 8 vs. Jacksonville Jaguars, Oct 04, 2020
 6 at Tennessee Titans, Oct 24, 2021
 6 at Cleveland Browns, Sep 17, 2020
 6 vs. Baltimore Ravens, Sep 13, 2018
 ...1 more at 6.

SINGLE-GAME HIGHS - POSTSEASON: KICKER

Field Goals Made 1 vs. Cincinnati Bengals, Jan 22, 2022

Field Goal Attempts 1 vs. Cincinnati Bengals, Jan 22, 2022

Longest Field Goals Made 34 vs. Cincinnati Bengals, Jan 22, 2022

Longest Field Goals Attempt 34 vs. Cincinnati Bengals, Jan 22, 2022

PATs Made 1 vs. Cincinnati Bengals, Jan 22, 2022

PAT Attempts 1 vs. Cincinnati Bengals, Jan 22, 2022

Points 4 vs. Cincinnati Bengals, Jan 22, 2022

Touchbacks 1 vs. Cincinnati Bengals, Jan 22, 2022

2012 GAME-BY-GAME REGULAR-SEASON STATISTICS (TEXANS)

DATE	OPPONENT	FIELD GOALS				EXTRA POINTS					W/L	SCORE
		FGM	FGA	PCT	LG	XP	XPA	PCT	BLK	PTS		
09/09	Dolphins										W	30-10
09/16	at Jaguars										W	27-7
09/23	at Broncos										W	31-25
09/30	Titans										W	38-14
10/08	at Jets										W	23-17
10/14	Packers										L	24-42
10/21	Ravens										W	43-13
11/04	Bills										W	21-9
11/11	at Bears										W	13-6
11/18	Jaguars										W	43-37+
11/22	at Lions										W	34-31+
12/02	at Titans										W	24-10
12/10	at Patriots										L	14-42
12/16	Colts										W	29-17
12/23	Vikings										L	6-23
12/30	at Colts										L	16-28
2012 TOTALS		0	0	0	0.0	0	0	0.0	0	0	12-4	

+ - Overtime

2013 GAME-BY-GAME REGULAR-SEASON STATISTICS (TEXANS)

DATE	OPPONENT	P	FIELD GOALS				EXTRA POINTS				PTS	W/L	SCORE
			FGM	FGA	PCT	LG	XP	XPA	PCT	BLK			
09/09	at Chargers	P	1	2	50.0	41	4	4	100.0	0	7	W	31-28
09/15	Titans	P	0	3	0.0	0	2	2	100.0	0	2	W	30-24+
09/22	at Ravens	P	3	3	100.0	47	0	0	0.0	0	9	L	9-30
09/29	Seahawks	P	2	2	100.0	42	2	2	100.0	0	8	L	20-23+
10/06	at 49ers	P	1	2	50.0	41	0	0	0.0	0	3	L	3-34
10/13	Rams	P	2	2	100.0	35	1	1	100.0	0	7	L	13-38
10/20	at Chiefs	P	3	3	100.0	48	1	1	100.0	0	10	L	16-17
11/03	Colts	P	1	4	25.0	43	3	3	100.0	0	6	L	24-27
11/10	at Cardinals	P	1	2	50.0	48	3	3	100.0	0	6	L	24-27
11/17	Raiders	P	3	3	100.0	51	2	2	100.0	0	11	L	23-28
11/24	Jaguars	P	2	2	100.0	49	0	0	0.0	0	6	L	6-13
12/01	Patriots	P	1	1	100.0	43	4	4	100.0	0	7	L	31-34
12/05	at Jaguars	P	2	2	100.0	34	2	2	100.0	0	8	L	20-27
12/15	at Colts	P	1	1	100.0	49	0	0	0.0	0	3	L	3-25
12/22	Broncos	P	2	2	100.0	45	1	1	100.0	0	7	L	13-37
12/29	at Titans	P	1	1	100.0	19	1	1	100.0	0	4	L	10-16
2013 TOTALS			16	26	35	74.3	51	26	26	100.0	0	104	2-14

+ - Overtime

2014 GAME-BY-GAME REGULAR-SEASON STATISTICS (TEXANS)

DATE	OPPONENT	P	FIELD GOALS				EXTRA POINTS				PTS	W/L	SCORE
			FGM	FGA	PCT	LG	XP	XPA	PCT	BLK			
09/07	Commanders	P	1	1	100.0	42	2	2	100.0	0	5	W	17-6
09/14	at Raiders	P	3	4	75.0	46	3	3	100.0	0	12	W	30-14
09/21	at Giants	P	1	1	100.0	27	2	2	100.0	0	5	L	17-30
09/28	Bills	P	3	3	100.0	55	2	2	100.0	0	11	W	23-17
10/05	at Cowboys	P	1	1	100.0	29	2	2	100.0	0	5	L	17-20+
10/09	Colts	P	0	1	0.0	0	4	4	100.0	0	4	L	28-33
10/20	at Steelers	P	3	3	100.0	39	2	2	100.0	0	11	L	23-30
10/26	at Titans	P	3	3	100.0	49	3	3	100.0	0	12	W	30-16
11/02	Eagles	P	0	1	0.0	0	3	3	100.0	0	3	L	21-31
11/16	at Browns	P	3	4	75.0	50	2	2	100.0	0	11	W	23-7
11/23	Bengals	P	2	2	100.0	36	1	1	100.0	0	7	L	13-22
11/30	Titans	P	1	2	50.0	37	6	6	100.0	0	9	W	45-21
12/07	at Jaguars	P	2	2	100.0	44	3	3	100.0	0	9	W	27-13
12/14	at Colts	P	1	1	100.0	53	1	1	100.0	0	4	L	10-17
12/21	Ravens	P	6	6	100.0	39	1	1	100.0	0	19	W	25-13
12/28	Jaguars	P	0	0	0.0	0	3	3	100.0	0	3	W	23-17
2014 TOTALS			16	30	35	85.7	55	40	40	100.0	0	130	9-7

+ - Overtime

2015 GAME-BY-GAME REGULAR-SEASON STATISTICS (TEXANS/JETS)

DATE	OPPONENT	P	FIELD GOALS				EXTRA POINTS				PTS	W/L	SCORE
			FGM	FGA	PCT	LG	XP	XPA	PCT	BLK			
09/13	Chiefs	P	2	2	100.0	47	0	1	0.0	0	6	L	20-27
09/20	at Panthers	P	1	1	100.0	43	2	2	100.0	0	5	L	17-24
09/27	Buccaneers	P	2	3	66.7	39	1	2	50.0	0	7	W	19-9
10/04	at Dolphins											W	27-14
10/18	Commanders											W	34-20
10/25	at Patriots											L	23-30
11/08	Jaguars											W	28-23
11/12	Bills	P	1	1	100.0	29	2	2	100.0	0	5	L	17-22
11/22	at Texans	P	1	1	100.0	40	2	2	100.0	0	5	L	17-24
11/29	Dolphins	P	1	1	100.0	41	5	5	100.0	0	8	W	38-20
12/06	at Giants	P	3	3	100.0	31	2	2	100.0	0	11	W	23-20+
12/13	Titans	P	3	4	75.0	47	3	3	100.0	0	12	W	30-8
12/19	at Cowboys	P	2	3	66.7	40	1	2	50.0	0	7	W	19-16
12/27	Patriots	P	2	2	100.0	49	2	2	100.0	0	8	W	26-20+
01/03	at Bills	P	1	2	50.0	39	2	2	100.0	0	5	L	17-22
2015 TOTALS			11	19	23	82.6	49	22	25	88.0	0	79	9-6

+ - Overtime

2016 GAME-BY-GAME REGULAR-SEASON STATISTICS (GIANTS/STEELERS/BENGALS)

DATE	OPPONENT	P	FIELD GOALS				EXTRA POINTS				PTS	W/L	SCORE
			FGM	FGA	PCT	LG	XP	XPA	PCT	BLK			
09/11	at Cowboys	P	0	0	0.0	0	2	3	66.7	0	2	W	20-19
09/18	Bengals											W	24-16
09/25	at Eagles											L	3-34
10/02	Chiefs											W	43-14
10/09	Jets											W	31-13
10/23	Patriots											L	16-27
11/06	at Ravens											L	14-21
11/13	Cowboys											L	30-35
11/24	at Colts											W	28-7
12/04	Giants	P	3	3	100.0	44	1	1	100.0	0	10	W	24-14
12/11	at Bills											W	27-20
12/18	Steelers	P	2	2	100.0	23	2	2	100.0	0	8	L	20-24
12/24	at Texans	P	1	2	50.0	43	1	1	100.0	0	4	L	10-12
01/01	Ravens	P	2	2	100.0	24	3	3	100.0	0	9	W	27-10
2016 TOTALS		5	8	9	88.9	44	9	10	90.0	0	33	8-6	

2017 GAME-BY-GAME REGULAR-SEASON STATISTICS (BENGALS)

DATE	OPPONENT	P	FIELD GOALS				EXTRA POINTS				PTS	W/L	SCORE
			FGM	FGA	PCT	LG	XP	XPA	PCT	BLK			
09/10	Ravens	P	0	0	0.0	0	0	0	0.0	0	0	L	0-20
09/14	Texans	P	3	3	100.0	39	0	0	0.0	0	9	L	9-13
09/24	at Packers	P	1	2	50.0	46	3	3	100.0	0	6	L	24-27+
10/01	at Browns	P	1	1	100.0	41	4	4	100.0	0	7	W	31-7
10/08	Bills	P	2	2	100.0	30	2	2	100.0	0	8	W	20-16
10/22	at Steelers	P	0	0	0.0	0	2	2	100.0	0	2	L	14-29
10/29	Colts	P	1	2	50.0	29	3	3	100.0	0	6	W	24-23
11/05	at Jaguars											L	7-23
11/12	at Titans	P	0	0	0.0	0	2	3	66.7	0	2	L	20-24
11/19	at Broncos	P	0	0	0.0	0	2	3	66.7	0	2	W	20-17
11/26	Browns	P	3	3	100.0	49	3	3	100.0	0	12	W	30-16
12/04	Steelers	P	2	2	100.0	41	2	2	100.0	0	8	L	20-23
12/10	Bears	P	0	0	0.0	0	1	1	100.0	0	1	L	7-33
12/17	at Vikings	P	0	0	0.0	0	1	1	100.0	0	1	L	7-34
12/24	Lions	P	4	4	100.0	51	2	2	100.0	0	14	W	26-17
12/31	at Ravens	P	1	1	100.0	32	4	4	100.0	0	7	W	31-27
2017 TOTALS		15	18	20	90.0	51	31	33	93.9	0	85	7-9	

+ - Overtime

2018 GAME-BY-GAME REGULAR-SEASON STATISTICS (BENGALS)

DATE	OPPONENT	P	FIELD GOALS				EXTRA POINTS				PTS	W/L	SCORE
			FGM	FGA	PCT	LG	XP	XPA	PCT	BLK			
09/09	at Colts	P	2	2	100.0	42	4	4	100.0	0	10	W	34-23
09/13	Ravens	P	2	2	100.0	40	4	4	100.0	0	10	W	34-23
09/23	at Panthers	P	0	1	0.0	0	3	3	100.0	0	3	L	21-31
09/30	at Falcons	P	1	1	100.0	36	4	4	100.0	0	7	W	37-36
10/07	Dolphins	P	2	3	66.7	51	3	3	100.0	0	9	W	27-17
10/14	Steelers	P	0	0	0.0	0	3	3	100.0	0	3	L	21-28
10/21	at Chiefs	P	1	1	100.0	33	1	1	100.0	0	4	L	10-45
10/28	Buccaneers	P	1	1	100.0	44	4	5	80.0	0	7	W	37-34
11/11	Saints	P	0	0	0.0	0	2	2	100.0	0	2	L	14-51
11/18	at Ravens	P	0	1	0.0	0	3	3	100.0	0	3	L	21-24
11/25	Browns	P	0	1	0.0	0	2	3	66.7	0	2	L	20-35
12/02	Broncos	P	1	1	100.0	35	1	1	100.0	0	4	L	10-24
12/09	at Chargers	P	3	3	100.0	47	0	0	0.0	0	9	L	21-26
12/16	Raiders	P	3	3	100.0	38	3	3	100.0	0	12	W	30-16
12/23	at Browns	P	1	1	100.0	51	1	1	100.0	0	4	L	18-26
12/30	at Steelers	P	2	2	100.0	49	1	1	100.0	0	7	L	13-16
2018 TOTALS		16	19	23	82.6	51	39	41	95.1	0	96	6-10	

2019 GAME-BY-GAME REGULAR-SEASON STATISTICS (BENGALS)

DATE	OPPONENT	P	FIELD GOALS				EXTRA POINTS					PTS	W/L	SCORE
			FGM	FGA	PCT	LG	XP	XPA	PCT	BLK				
09/08	at Seahawks	P	2	3	66.7	39	2	2	100.0	0	8	L	20-21	
09/15	49ers	P	1	2	50.0	37	2	2	100.0	0	5	L	17-41	
09/22	at Bills	P	1	1	100.0	43	2	2	100.0	0	5	L	17-21	
09/30	at Steelers	P	1	1	100.0	28	0	0	0.0	0	3	L	3-27	
10/06	Cardinals	P	3	3	100.0	48	2	2	100.0	0	11	L	23-26	
10/13	at Ravens	P	1	1	100.0	22	2	2	100.0	0	5	L	17-23	
10/20	Jaguars	P	1	1	100.0	38	2	2	100.0	0	5	L	17-27	
10/27	at Rams	P	1	1	100.0	28	1	1	100.0	0	4	L	10-24	
11/10	Ravens	P	2	2	100.0	42	1	1	100.0	0	7	L	13-49	
11/17	at Raiders	P	1	2	50.0	40	1	1	100.0	0	4	L	10-17	
11/24	Steelers	P	1	1	100.0	27	1	1	100.0	0	4	L	10-16	
12/01	Jets	P	2	3	66.7	47	2	2	100.0	0	8	W	22-6	
12/08	at Browns	P	4	4	100.0	46	1	1	100.0	0	13	L	19-27	
12/15	Patriots	P	2	2	100.0	48	1	1	100.0	0	7	L	13-34	
12/22	at Dolphins	P	2	2	100.0	57	1	1	100.0	0	7	L	35-38+	
12/29	Browns	P	2	2	100.0	47	3	4	75.0	0	9	W	33-23	
2019 TOTALS		16	27	31	87.1	57	24	25	96.0	0	105	2-14		

+ - Overtime

2020 GAME-BY-GAME REGULAR-SEASON STATISTICS (BENGALS)

DATE	OPPONENT	P	FIELD GOALS				EXTRA POINTS					PTS	W/L/T	SCORE
			FGM	FGA	PCT	LG	XP	XPA	PCT	BLK				
09/13	Chargers	P	2	3	66.7	50	1	1	100.0	0	7	L	13-16	
09/17	at Browns	P	3	3	100.0	43	3	3	100.0	0	12	L	30-35	
09/27	at Eagles	P	3	3	100.0	48	2	2	100.0	0	11	T	23-23	
10/04	Jaguars	P	4	4	100.0	46	3	3	100.0	0	15	W	33-25	
10/11	at Ravens	P	1	1	100.0	38	0	0	0.0	0	3	L	3-27	
10/18	at Colts	P	2	3	66.7	55	3	3	100.0	0	9	L	27-31	
10/25	Browns	P	2	2	100.0	37	4	4	100.0	0	10	L	34-37	
11/01	Titans	P	1	1	100.0	33	4	4	100.0	0	7	W	31-20	
11/15	at Steelers	P	1	1	100.0	37	1	1	100.0	0	4	L	10-36	
11/22	at Commanders	P	1	3	33.3	53	0	1	0.0	0	3	L	9-20	
11/29	Giants	P	1	1	100.0	44	2	2	100.0	0	5	L	17-19	
12/06	at Dolphins	P	0	1	0.0	0	1	1	100.0	0	1	L	7-19	
12/13	Cowboys					ON INACTIVE LIST						L	7-30	
12/21	Steelers					ON INACTIVE LIST						W	27-17	
12/27	at Texans					ON INACTIVE LIST						W	37-31	
01/03	Ravens					ON INACTIVE LIST						L	3-38	
2020 TOTALS		12	21	26	80.8	55	24	25	96.0	0	87	4-11-1		

2021 GAME-BY-GAME REGULAR-SEASON STATISTICS (TITANS)

DATE	OPPONENT	P	FIELD GOALS				EXTRA POINTS					PTS	W/L	SCORE
			FGM	FGA	PCT	LG	XP	XPA	PCT	BLK				
11/07	at Rams	P	0	0	0.0	0	4	4	100.0	0	4	W	28-16	
2021 TOTALS		1	0	0	0.0	0	4	4	100.0	0	4	1-0		

2022 GAME-BY-GAME REGULAR-SEASON STATISTICS (TITANS)

DATE	OPPONENT	P	FIELD GOALS				EXTRA POINTS				PTS	W/L	SCORE
			FGM	FGA	PCT	LG	XP	XPA	PCT	BLK			
09/11	Giants	P	2	3	66.7	46	2	2	100.0	0	8	L	20-21
09/19	at Bills	P	0	0	0.0	0	1	1	100.0	0	1	L	7-41
09/25	Raiders	P	1	1	100.0	48	3	3	100.0	0	6	W	24-22
10/02	at Colts	P	1	1	100.0	44	3	3	100.0	0	6	W	24-17
10/09	at Commanders	P	0	0	0.0	0	3	3	100.0	0	3	W	21-17
10/23	Colts	P	4	4	100.0	48	1	1	100.0	0	13	W	19-10
10/30	at Texans	P	1	2	50.0	29	2	2	100.0	0	5	W	17-10
11/06	at Chiefs	P	1	1	100.0	44	2	2	100.0	0	5	L	17-20+
11/13	Broncos	P	1	1	100.0	35	2	2	100.0	0	5	W	17-10
11/17	at Packers											W	27-17
11/27	Bengals											L	16-20
12/04	at Eagles	P	1	1	100.0	36	1	1	100.0	0	4	L	10-35
12/11	Jaguars	P	0	0	0.0	0	2	2	100.0	0	2	L	22-36
12/18	at Chargers	P	0	1	0.0	0	2	2	100.0	0	2	L	14-17
12/24	Texans	P	0	0	0.0	0	2	2	100.0	0	2	L	14-19
12/29	Cowboys	P	2	2	100.0	37	1	1	100.0	0	7	L	13-27
01/07	at Jaguars	P	3	3	100.0	51	1	1	100.0	0	10	L	16-20
2022 TOTALS		15	17	20	85.0	51	28	28	100.0	0	79	7-10	

+ - Overtime


2023 GAME-BY-GAME REGULAR-SEASON STATISTICS (TITANS/GIANTS)

DATE	OPPONENT	P	FIELD GOALS				EXTRA POINTS				PTS	W/L	SCORE
			FGM	FGA	PCT	LG	XP	XPA	PCT	BLK			
09/17	Chargers											W	27-24+
09/24	at Browns											L	3-27
10/01	Bengals											W	27-3
10/08	at Colts											L	16-23
10/15	Ravens											L	16-24
10/29	Falcons											W	28-23
11/05	at Raiders	P	0	0	0.0	0	0	0	0.0	0	0	L	6-30
11/12	at Cowboys											L	17-49
11/19	at Commanders											W	31-19
11/26	Patriots	P	1	1	100.0	42	1	1	100.0	0	4	W	10-7
12/11	Packers	P	1	2	50.0	37	3	3	100.0	0	6	W	24-22
2023 TOTALS		3	2	3	66.7	42	4	4	100.0	0	10	6-5	

+ - Overtime

2021 GAME-BY-GAME POSTSEASON STATISTICS (TITANS)

DATE	OPPONENT	P	FIELD GOALS				EXTRA POINTS				PTS	W/L	SCORE
			FGM	FGA	PCT	LG	XP	XPA	PCT	BLK			
01/22	Bengals	P	1	1	100.0	34	1	1	100.0	0	4	L	16-19
2021 TOTALS		1	1	1	100.0	34	1	1	100.0	0	4	0-1	



LAWRENCE CAGER

TE

HEIGHT: 6-5
WEIGHT: 220
COLLEGE: GEORGIA
HOW ACQUIRED: FA-'22
NFL EXP.: 3RD YEAR
GIANTS EXP.: 2ND YEAR

83

TRANSACTIONS

- » Originally signed as an undrafted free agent by the Jets on May 6, 2020...Waived by the Jets on Sept. 5, 2020...Signed to the Jets' practice squad on Sept. 6, 2020...Elevated to the Jets' active roster on Sept. 26, Oct. 1 and Dec. 12, 2020... Waived by the Jets on Aug. 30, 2021...Signed to the Cleveland Browns' practice squad on Oct. 4, 2021...Elevated to Cleveland's active roster on Nov. 20 and Dec. 16, 2021... Waived by Cleveland on Dec. 24, 2021...Signed to Cleveland's practice squad on Dec. 28, 2021...Signed by the Jets on Jan. 12, 2022...Waived by the Jets on Oct. 15, 2022...Signed to the Giants' practice squad Oct. 18, 2022...Elevated to the Giants' active roster on Oct. 29, Nov. 12 and 19, 2022...Signed to the Giants' active roster on Nov. 22, 2022...Re-signed by the Giants as a free agent Feb. 13, 2023.

CAREER HIGHLIGHTS

- » Has played in 20 regular-season games with 5 starts for the Jets, Cleveland, and the Giants, and in 2 postseason games for the Giants...Career totals include 18 receptions for 180 yards and 2 touchdowns in the regular season and 2 catches for 20 yards in the playoffs...Transitioned to tight end after 2 years as a wide receiver in the league.
- » In 2022, played in 7 games with 4 starts for the Giants and Jets...Started his only game with the Jets before playing in 6 regular-season games with 3 starts and in 2 postseason games for the Giants...Made his Giants debut at Seattle (10/30)...Caught his first 2 Giants passes and scored his first NFL touchdown on a 9-yard reception vs. Houston (11/13)...Notched longest career reception of 20 yards at Dallas (11/24)...Finished with career and team-high totals of 8 catches for 69 yards at Philadelphia (1/8)...Caught one pass for 4 yards in the NFC Wild Card Game at Minnesota (1/15) and one for 16 yards in the divisional round at Philadelphia (1/21)...Started for the Jets vs. Baltimore (9/11), but had no receptions.
- » In 2021, played in one game for Cleveland, vs. Detroit (11/21)...Did not have a catch.
- » As a rookie in 2020, played in 2 games for the Jets...Started at wide receiver in his NFL debut and had 2 catches for 35 yards at Indianapolis (9/27)...Also played wide receiver vs. Denver (10/1).

COLLEGE

- » Played 3 years at the University of Miami before playing as a graduate transfer at Georgia in 2019... In 43 games, totaled 78 receptions for 1,157 yards (14.8-yard avg.) and 14 touchdowns...In 2019, Cager played in 9 games for Georgia, posting 33 receptions for 476 yards (14.4-yard avg.), 4 touchdowns and a career long 52 yard touchdown catch...In 2018, Cager played in 13 games for Miami and caught 21 receptions for 374 yards (17.8-yard avg.) and a career-high 6 touchdowns...In 2017, played in 10 games and tallied 16 receptions for 237 yards (14.8-yard avg.) and 3 touchdowns...Missed the 2016 season with a knee injury...As a freshman in 2015, Cager had 8 receptions for 70 yards.

PERSONAL

- » Grew up playing baseball...Began playing football as a freshman at Calvert Hall High School...Received more than 45 scholarship offers following a senior season in which he caught 50 passes and scores 7 touchdowns...Also earned indoor and outdoor high jump titles in the Maryland Interscholastic Athletic Association track meet after he cleared 6'9".

LAWRENCE CAGER'S NFL REGULAR SEASON RUSHING/RECEIVING STATISTICS

DATE	TEAM	GP	GS	RECEIVING					RUSHING				
				NO.	YDS.	AVG.	LG	TD	NO.	YDS.	AVG.	LG	TD
2020	Jets	2	1	2	35	17.5	19	0	0	0	0.0	0	0
2021	Jets	0	0	0	0	0.0	0	0	0	0	0.0	0	0
Went from N.Y. Jets to Cleveland.													
2021	Browns	1	0	0	0	0.0	0	0	0	0	0.0	0	0
2021	TOTAL	1	0	0	0	0.0	0	0	0	0	0.0	0	0
2022	Jets	1	1	0	0	0.0	0	0	0	0	0.0	0	0
Went from N.Y. Jets to N.Y. Giants.													
2022	Giants	6	3	13	118	9.1	20	1	0	0	0.0	0	0
2022	TOTAL	7	4	13	118	9.1	20	1	0	0	0.0	0	0
2023	Giants	10	0	3	27	9.0	10	1	0	0	0.0	0	0
NFL TOTALS		20	5	18	180	10.0	20	2	0	0	0.0	0	0

LAWRENCE CAGER'S NFL POSTSEASON RUSHING/RECEIVING STATISTICS

DATE	TEAM	GP	GS	RECEIVING					RUSHING				
				NO.	YDS.	AVG.	LG	TD	NO.	YDS.	AVG.	LG	TD
2022	Giants	2	0	2	20	10.0	16	0	0	0	0.0	0	0
NFL TOTALS		2	0	2	20	10.0	16	0	0	0	0.0	0	0

SINGLE-GAME HIGHS: RECEIVING

Receptions 8 at Philadelphia Eagles, Jan 08, 2023
 2 vs. Dallas Cowboys, Sep 10, 2023
 2 vs. Detroit Lions, Nov 20, 2022
 2 vs. Houston Texans, Nov 13, 2022
 ...1 more at 2.

Receiving Yards 69 at Philadelphia Eagles, Jan 08, 2023
 35 at Indianapolis Colts, Sep 27, 2020
 20 at Dallas Cowboys, Nov 24, 2022
 20 vs. Detroit Lions, Nov 20, 2022
 17 vs. Dallas Cowboys, Sep 10, 2023

Receiving Average 8.6 at Philadelphia Eagles, Jan 08, 2023

Longest Receptions 20 at Dallas Cowboys, Nov 24, 2022
 19 at Indianapolis Colts, Sep 27, 2020
 16 at Philadelphia Eagles, Jan 08, 2023
 16 at Indianapolis Colts, Sep 27, 2020
 14 at Philadelphia Eagles, Jan 08, 2023

Receiving TDs 1 at Dallas Cowboys, Nov 12, 2023
 1 vs. Houston Texans, Nov 13, 2022

All-Purpose Yards 69 at Philadelphia Eagles, Jan 08, 2023
 35 at Indianapolis Colts, Sep 27, 2020
 20 at Dallas Cowboys, Nov 24, 2022
 20 vs. Detroit Lions, Nov 20, 2022
 17 vs. Dallas Cowboys, Sep 10, 2023

Most TDs 1 at Dallas Cowboys, Nov 12, 2023
 1 vs. Houston Texans, Nov 13, 2022

SINGLE-GAME HIGHS - POSTSEASON: RECEIVING

Longest Receptions 16 at Philadelphia Eagles, Jan 21, 2023
 4 at Minnesota Vikings, Jan 15, 2023

2022 GAME-BY-GAME REGULAR-SEASON STATISTICS (JETS/GIANTS)

DATE	OPPONENT	P/S	RECEIVING					RUSHING					W/L/T	SCORE
			NO.	YDS.	AVG.	LG	TD	NO.	YDS.	AVG.	LG	TD		
09/11	Ravens	S	0	0	0.0	0	0	0	0	0.0	0	0	L	9-24
09/18	at Browns							ON INACTIVE LIST					W	31-30
09/25	Bengals							ON INACTIVE LIST					L	12-27
10/02	at Steelers							ON INACTIVE LIST					W	24-20
10/09	Dolphins							ON INACTIVE LIST					W	40-17
10/16	at Packers							DID NOT PLAY					W	27-10
10/23	at Jaguars							Went from Jets to Giants .						
10/30	at Seahawks	P	0	0	0.0	0	0	0	0	0.0	0	0	L	23-17
11/13	Texans	P	2	9	4.5	9†	1	0	0	0.0	0	0	W	24-16
11/20	Lions	S	2	20	10.0	13	0	0	0	0.0	0	0	L	18-31
11/24	at Cowboys	S	1	20	20.0	20	0	0	0	0.0	0	0	L	20-28
12/04	Commanders							ON INACTIVE LIST					T	20-20
12/11	Eagles							ON INACTIVE LIST					L	22-48
12/18	at Commanders	P	0	0	0.0	0	0	0	0	0.0	0	0	W	20-12
12/24	at Vikings							DID NOT PLAY (NON-INJURY)					L	24-27
01/01	Colts							ON INACTIVE LIST					W	38-10
01/08	at Eagles	S	8	69	8.6	16	0	0	0	0.0	0	0	L	16-22
2022 TOTALS		7-4	13	118	9.1	20	1	0	0	0.0	0	0	8-8-1	

2023 GAME-BY-GAME REGULAR-SEASON STATISTICS (GIANTS)

DATE	OPPONENT	P/S	RECEIVING					RUSHING					W/L	SCORE
			NO.	YDS.	AVG.	LG	TD	NO.	YDS.	AVG.	LG	TD		
09/10	Cowboys	P	2	17	8.5	9	0	0	0	0.0	0	0	L	0-40
09/17	at Cardinals							ON INACTIVE LIST					W	31-28
09/21	at 49ers	P	0	0	0.0	0	0	0	0	0.0	0	0	L	12-30
10/02	Seahawks	P	0	0	0.0	0	0	0	0	0.0	0	0	L	3-24
10/08	at Dolphins	P	0	0	0.0	0	0	0	0	0.0	0	0	L	16-31
10/15	at Bills	P	0	0	0.0	0	0	0	0	0.0	0	0	L	9-14
10/22	Commanders							PRACTICE SQUAD					W	14-7
10/29	Jets							PRACTICE SQUAD					L	10-13+
11/05	at Raiders	P	0	0	0.0	0	0	0	0	0.0	0	0	L	6-30
11/12	at Cowboys	P	1	10	10.0	10†	1	0	0	0.0	0	0	L	17-49
11/19	at Commanders	P	0	0	0.0	0	0	0	0	0.0	0	0	W	31-19
11/26	Patriots	P	0	0	0.0	0	0	0	0	0.0	0	0	W	10-7
12/11	Packers	P	0	0	0.0	0	0	0	0	0.0	0	0	W	24-22
2023 TOTALS		10-0	3	27	9.0	10†	1	0	0	0.0	0	0	5-8	

+ - Overtime

2022 GAME-BY-GAME POSTSEASON STATISTICS (GIANTS)

DATE	OPPONENT	P/S	RECEIVING					RUSHING					W/L	SCORE
			NO.	YDS.	AVG.	LG	TD	NO.	YDS.	AVG.	LG	TD		
01/15	at Vikings	P	1	4	4.0	4	0	0	0	0.0	0	0	W	31-24
01/21	at Eagles	P	1	16	16.0	16	0	0	0	0.0	0	0	L	7-38
2022 TOTALS		2-0	2	20	10.0	16	0	0	0	0.0	0	0	1-1	



PARRIS CAMPBELL

WR

HEIGHT: 6-1
WEIGHT: 205
COLLEGE: OHIO STATE
HOW ACQUIRED: FA-'23
NFL EXP.: 5TH YEAR
GIANTS EXP.: 1ST YEAR

0

TRANSACTIONS

- » Originally a 2nd-round (59th pick overall) draft choice by the Indianapolis Colts in 2019...Signed as a free agent by the Giants on March 17, 2023.

CAREER HIGHLIGHTS

- » Played in 44 regular-season games with 27 starts in 5 seasons with Indianapolis and the Giants...Career totals include 117 receptions for 1,087 yards and 5 touchdowns, plus 11 carries for 108 yards... Also averages 24.4 yards on 15 kickoff returns.
- » In 2022, had career highs in games played (17), starts (16), receptions (63), yards (623), touchdowns (3), rushing attempts (5) and yards (58 yards)...Did not start vs. Tennessee (10/2).
- » Tallied 7 catches for 57 yards, including his first touchdown of the season on a 4-yard pass from Matt Ryan, vs. Jacksonville (10/16)...Collected a career-high 10 receptions for 70 yards, including a 4-yard touchdown, at Tennessee (10/23)...Had a career-high 76 receiving yards on 7 catches, including a 35-yard touchdown, at Las Vegas (11/13)...Led Colts with 52 yards on 3 catches, including a season-long 49-yarder, at the Giants (1/1)...Had 6 catches for 42 yards, with a long of 39, vs. Houston (1/8).
- » In 2021, played in 6 games with 3 starts for Indianapolis...Had 10 catches for 162 yards...Inactive with an abdomen injury vs. the Rams (9/19)...Had 4 receptions for 56 yards at Baltimore (10/11)...Scored a touchdown on a career-long 51-yard reception vs. Houston (10/17), but fractured his foot on the play and did not return until the season finale at Jacksonville (1/9).
- » In 2020, started both games he played in for Indianapolis...Had 6 catches for 71 yards (11.8-yard avg.) and 2 carries for 16 yards...Spent the rest of the season on injured reserve (knee)...Registered a then career-high 71 receiving yards at Jacksonville (9/13).
- » As a rookie in 2019, played in 7 games with 3 starts and had 18 catches for 127 yards and 4 carries for 34 yards...Also had 7 kickoff returns for 175 yards, with a long of 36...First NFL reception was a one-yarder in his debut at the Chargers (9/8)...Scored first touchdown on a 12-yard touchdown pass from Jacoby Brissett at Tennessee (9/15)...Caught 5 passes for 25 yards in his first career start, vs. Oakland (9/29)...Next started at Pittsburgh (11/3), where he had a career-high in carries (3), rushing yards (27) and yards from scrimmage (80, a figure he tied in 2020 at Jacksonville)...Suffered a broken hand vs. the Steelers at Pittsburgh and was inactive for the next 4 contests...In his return, made 3 catches for 12 yards at Tampa Bay (12/8)...Suffered a broken foot at Tampa Bay and spent the remainder of the season on injured reserve.

COLLEGE

- » Played in 48 games with 38 starts at Ohio State and finished with 143 receptions for 1,768 yards (12.4-yard avg.) and 15 touchdowns...His reception and receiving yards ranked 7th and 15th respectively in school history...In 2018, named a first-team All-Big Ten selection after playing in 14 games and totaling an Ohio State single-season record 90 receptions for 1,063 yards and 12 touchdowns...Was the 5th Buckeye to top 1,000 receiving yards in a season...In 2017, named a 3rd-team all-conference by the league's coaches and a 2nd-team all-conference as a return specialist by the media...Played in 13 games and totaled 40 receptions for 584 yards and 3 touchdowns...Also added 9 kickoff returns for 329 yards...In 2016, played in 13 games and accumulated 13 receptions for 121 yards...Also added 4 rushes for 54 yards and one touchdown...Named 3rd-team All-Big Ten return specialist by the league's coaches after returning 21 kickoffs for 584 yards...As a redshirt freshman in 2015, played in 8 games and had 7 special teams...Redshirted as a true freshman in 2014.

PERSONAL

- » Sociology major...Attended St. Vincent-St. Mary High School in Akron, Ohio...Earned all-state honors as a senior after rushing for 1,584 yards and 22 touchdowns to help lead St. Vincent-St. Mary to a repeat state championship...In 2012, he helped lead his team to a state title after finishing with 1,353 yards and 28 touchdowns...Broke the Ohio state record in the 60-meter dash at the 2014 indoor championships (6.85)...Helped St. Vincent-St. Mary to the 2013 Ohio outdoor track and field championship...Shared a high school alma mater with his favorite athlete from his youth, LeBron James.

PARRIS CAMPBELL'S NFL REGULAR SEASON RUSHING/RECEIVING STATISTICS

DATE	TEAM	GP	GS	RECEIVING					RUSHING				
				NO.	YDS.	AVG.	LG	TD	NO.	YDS.	AVG.	LG	TD
2019	Colts	7	3	18	127	7.1	27	1	4	34	8.5	22	0
2020	Colts	2	2	6	71	11.8	21	0	2	16	8.0	9	0
2021	Colts	6	3	10	162	16.2	51†	1	0	0	0.0	0	0
2022	Colts	17	16	63	623	9.9	49	3	5	58	11.6	28	0
2023	Giants	12	3	20	104	5.2	17	0	0	0	0.0	0	0
NFL TOTALS		44	27	117	1,087	9.3	51†	5	11	108	9.8	28	0

PARRIS CAMPBELL'S NFL POSTSEASON RUSHING/RECEIVING STATISTICS

DATE	TEAM	GP	GS	RECEIVING					RUSHING				
				NO.	YDS.	AVG.	LG	TD	NO.	YDS.	AVG.	LG	TD
2020	Colts	0	0	0	0	0.0	0	0	0	0	0.0	0	0
NFL TOTALS		0	0	0	0	0.0	0	0	0	0	0.0	0	0

SINGLE-GAME HIGHS: RUSHING/RECEIVING

<p>Rush Attempts 3 at Pittsburgh Steelers, Nov 03, 2019 1 vs. Houston Texans, Jan 08, 2023 1 at New York Giants, Jan 01, 2023 1 at Dallas Cowboys, Dec 04, 2022 ...5 more at 1.</p> <p>Rushing Yards 28 vs. Washington Commanders, Oct 30, 2022 27 at Pittsburgh Steelers, Nov 03, 2019 26 vs. Houston Texans, Jan 08, 2023 9 at Jacksonville Jaguars, Sep 13, 2020 7 vs. Minnesota Vikings, Sep 20, 2020 ...1 more at 7.</p> <p>Longest Runs 28 vs. Washington Commanders, Oct 30, 2022 26 vs. Houston Texans, Jan 08, 2023 22 at Pittsburgh Steelers, Nov 03, 2019 9 at Jacksonville Jaguars, Sep 13, 2020 7 vs. Minnesota Vikings, Sep 20, 2020 ...1 more at 7.</p> <p>Receptions 10 at Tennessee Titans, Oct 23, 2022 7 at Las Vegas Raiders, Nov 13, 2022 7 vs. Jacksonville Jaguars, Oct 16, 2022 6 at San Francisco 49ers, Sep 21, 2023 6 vs. Houston Texans, Jan 08, 2023 ...1 more at 6.</p> <p>Receiving Yards 76 at Las Vegas Raiders, Nov 13, 2022 71 at Jacksonville Jaguars, Sep 13, 2020 70 at Tennessee Titans, Oct 23, 2022 67 vs. Philadelphia Eagles, Nov 20, 2022 57 vs. Jacksonville Jaguars, Oct 16, 2022</p> <p>Receiving Average 17.3 at New York Giants, Jan 01, 2023 14.0 at Baltimore Ravens, Oct 11, 2021 13.4 vs. Philadelphia Eagles, Nov 20, 2022 12.3 at Houston Texans, Sep 11, 2022 11.8 at Jacksonville Jaguars, Sep 13, 2020</p> <p>Longest Receptions 51† vs. Houston Texans, Oct 17, 2021 49 at New York Giants, Jan 01, 2023 39 vs. Houston Texans, Jan 08, 2023 38 vs. Washington Commanders, Oct 30, 2022 35† at Las Vegas Raiders, Nov 13, 2022</p> <p>Receiving TDs 1 at Las Vegas Raiders, Nov 13, 2022 1 at Tennessee Titans, Oct 23, 2022 1 vs. Jacksonville Jaguars, Oct 16, 2022 ...2 more at 1.</p>	<p>All-Purpose Yards 142 at Pittsburgh Steelers, Nov 03, 2019 125 at Las Vegas Raiders, Nov 05, 2023 80 at Jacksonville Jaguars, Sep 13, 2020 76 at Las Vegas Raiders, Nov 13, 2022 71 vs. Washington Commanders, Oct 30, 2022</p> <p>Kickoff Returns 5 at Las Vegas Raiders, Nov 05, 2023 2 at Pittsburgh Steelers, Nov 03, 2019 2 at Tennessee Titans, Sep 15, 2019 2 at Los Angeles Chargers, Sep 08, 2019 1 vs. New York Jets, Oct 29, 2023 ...2 more at 1.</p> <p>Kickoff Return Yards 110 at Las Vegas Raiders, Nov 05, 2023 62 at Pittsburgh Steelers, Nov 03, 2019 44 at Los Angeles Chargers, Sep 08, 2019 38 at Tennessee Titans, Sep 15, 2019 31 vs. Atlanta Falcons, Sep 22, 2019</p> <p>Longest Kickoff Return 36 at Dallas Cowboys, Nov 12, 2023 36 at Pittsburgh Steelers, Nov 03, 2019 31 vs. Atlanta Falcons, Sep 22, 2019 30 at Las Vegas Raiders, Nov 05, 2023 28 at Las Vegas Raiders, Nov 05, 2023</p> <p>Kickoff Return Average 22.0 at Las Vegas Raiders, Nov 05, 2023</p> <p>Most TDs 1 at Las Vegas Raiders, Nov 13, 2022 1 at Tennessee Titans, Oct 23, 2022 1 vs. Jacksonville Jaguars, Oct 16, 2022 ...2 more at 1.</p> <p>Miscellaneous Tackles 1 at Jacksonville Jaguars, Sep 13, 2020</p>
------------------------------------------------------------------------------------------------------------------------------------------------------------------------------------------------------------------------------------------------------------------------------------------------------------------------------------------------------------------------------------------------------------------------------------------------------------------------------------------------------------------------------------------------------------------------------------------------------------------------------------------------------------------------------------------------------------------------------------------------------------------------------------------------------------------------------------------------------------------------------------------------------------------------------------------------------------------------------------------------------------------------------------------------------------------------------------------------------------------------------------------------------------------------------------------------------------------------------------------------------------------------------------------------------------------------------------------------------------------------------------------------------------------------------------------------------------------------------------------------------------------------------------------------------------------------------------------------------------------------------------------------------------------------------------------------------------------------------------------------------------------------------------------------------------------------------------------------------------------------------------------------------------------------------------------------------	-----------------------------------------------------------------------------------------------------------------------------------------------------------------------------------------------------------------------------------------------------------------------------------------------------------------------------------------------------------------------------------------------------------------------------------------------------------------------------------------------------------------------------------------------------------------------------------------------------------------------------------------------------------------------------------------------------------------------------------------------------------------------------------------------------------------------------------------------------------------------------------------------------------------------------------------------------------------------------------------------------------------------------------------------------------------------------------------------------------------------------------------------------------------------------------------------------------------------------------------------------------------------------------------------------------------------------------------------------------

2019 GAME-BY-GAME REGULAR-SEASON STATISTICS (COLTS)

DATE	OPPONENT	P/S	RECEIVING					RUSHING					W/L	SCORE
			NO.	YDS.	AVG.	LG	TD	NO.	YDS.	AVG.	LG	TD		
09/08	at Chargers	P	1	1	1.0	1	0	1	7	7.0	7	0	L	24-30+
09/15	at Titans	P	1	12	12.0	12†	1	0	0	0.0	0	0	W	19-17
09/22	Falcons	P	3	24	8.0	11	0	0	0	0.0	0	0	W	27-24
09/29	Raiders	S	5	25	5.0	15	0	0	0	0.0	0	0	L	24-31
10/06	at Chiefs						INACTIVE						W	19-13
10/20	Texans						INACTIVE						W	30-23
10/27	Broncos	P	0	0	0.0	0	0	0	0	0.0	0	0	W	15-13
11/03	at Steelers	S	5	53	10.6	27	0	3	27	9.0	22	0	L	24-26
11/10	Dolphins						INACTIVE						L	12-16
11/17	Jaguars						INACTIVE						W	33-13
11/21	at Texans						INACTIVE						L	17-20
12/01	Titans						INACTIVE						L	17-31
12/08	at Buccaneers	S	3	12	4.0	9	0	0	0	0.0	0	0	L	35-38
12/16	at Saints						INJURED RESERVE						L	7-34
12/22	Panthers						INJURED RESERVE						W	38-6
12/29	at Jaguars						INJURED RESERVE						L	20-38
2019 TOTALS		7-3	18	127	7.1	27	1	4	34	8.5	22	0	7-9	

+ - Overtime

2020 GAME-BY-GAME REGULAR-SEASON STATISTICS (COLTS)

DATE	OPPONENT	P/S	RECEIVING					RUSHING					W/L	SCORE
			NO.	YDS.	AVG.	LG	TD	NO.	YDS.	AVG.	LG	TD		
09/13	at Jaguars	S	6	71	11.8	21	0	1	9	9.0	9	0	L	20-27
09/20	Vikings	S	0	0	0.0	0	0	1	7	7.0	7	0	W	28-11
09/27	Jets						INJURED RESERVE						W	36-7
10/04	at Bears						INJURED RESERVE						W	19-11
10/11	at Browns						INJURED RESERVE						L	23-32
10/18	Bengals						INJURED RESERVE						W	31-27
11/01	at Lions						INJURED RESERVE						W	41-21
11/08	Ravens						INJURED RESERVE						L	10-24
11/12	at Titans						INJURED RESERVE						W	34-17
11/22	Packers						INJURED RESERVE						W	34-31+
11/29	Titans						INJURED RESERVE						L	26-45
12/06	at Texans						INJURED RESERVE						W	26-20
12/13	at Raiders						INJURED RESERVE						W	44-27
12/20	Texans						INJURED RESERVE						W	27-20
12/27	at Steelers						INJURED RESERVE						L	24-28
01/03	Jaguars						INJURED RESERVE						W	28-14
2020 TOTALS		2-2	6	71	11.8	21	0	2	16	8.0	9	0	11-5	

+ - Overtime

2021 GAME-BY-GAME REGULAR-SEASON STATISTICS (COLTS)

DATE	OPPONENT	P/S	RECEIVING					RUSHING					W/L	SCORE
			NO.	YDS.	AVG.	LG	TD	NO.	YDS.	AVG.	LG	TD		
09/12	Seahawks	S	1	24	24.0	24	0	0	0	0.0	0	0	L	16-28
09/19	Rams						ON INACTIVE LIST						L	24-27
09/26	at Titans	S	2	9	4.5	5	0	0	0	0.0	0	0	L	16-25
10/03	at Dolphins	S	2	22	11.0	12	0	0	0	0.0	0	0	W	27-17
10/11	at Ravens	P	4	56	14.0	23	0	0	0	0.0	0	0	L	25-31+
10/17	Texans	P	1	51	51.0	51†	1	0	0	0.0	0	0	W	31-3
10/24	at 49ers						INJURED RESERVE						W	30-18
10/31	Titans						INJURED RESERVE						L	31-34+
11/04	Jets						INJURED RESERVE						W	45-30
11/14	Jaguars						INJURED RESERVE						W	23-17
11/21	at Bills						INJURED RESERVE						W	41-15
11/28	Buccaneers						INJURED RESERVE						L	31-38
12/05	at Texans						INJURED RESERVE						W	31-0
12/18	Patriots						INJURED RESERVE						W	27-17
12/25	at Cardinals						INJURED RESERVE						W	22-16
01/02	Raiders						INJURED RESERVE						L	20-23
01/09	at Jaguars	P	0	0	0.0	0	0	0	0	0.0	0	0	L	11-26
2021 TOTALS		6-3	10	162	16.2	51†	1	0	0	0.0	0	0	9-8	

+ - Overtime

2022 GAME-BY-GAME REGULAR-SEASON STATISTICS (COLTS)

DATE	OPPONENT	P/S	RECEIVING					RUSHING					W/L/T	SCORE
			NO.	YDS.	AVG.	LG	TD	NO.	YDS.	AVG.	LG	TD		
09/11	at Texans	S	3	37	12.3	20	0	0	0	0.0	0	0	T	20-20
09/18	at Jaguars	S	0	0	0.0	0	0	0	0	0.0	0	0	L	0-24
09/25	Chiefs	S	2	10	5.0	8	0	0	0	0.0	0	0	W	20-17
10/02	Titans	P	4	43	10.8	20	0	0	0	0.0	0	0	L	17-24
10/06	at Broncos	S	2	22	11.0	12	0	0	0	0.0	0	0	W	12-9+
10/16	Jaguars	S	7	57	8.1	15	1	0	0	0.0	0	0	W	34-27
10/23	at Titans	S	10	70	7.0	11	1	0	0	0.0	0	0	L	10-19
10/30	Commanders	S	2	43	21.5	38	0	1	28	28.0	28	0	L	16-17
11/06	at Patriots	S	2	15	7.5	11	0	1	1	1.0	1	0	L	3-26
11/13	at Raiders	S	7	76	10.9	35†	1	0	0	0.0	0	0	W	25-20
11/20	Eagles	S	5	67	13.4	31	0	0	0	0.0	0	0	L	16-17
11/28	Steelers	S	2	14	7.0	8	0	0	0	0.0	0	0	L	17-24
12/04	at Cowboys	S	4	43	10.8	13	0	1	2	2.0	2	0	L	19-54
12/17	at Vikings	S	2	13	6.5	7	0	0	0	0.0	0	0	L	36-39+
12/26	Chargers	S	2	19	9.5	12	0	0	0	0.0	0	0	L	3-20
01/01	at Giants	S	3	52	17.3	49	0	1	1	1.0	1	0	L	10-38
01/08	Texans	S	6	42	7.0	39	0	1	26	26.0	26	0	L	31-32
2022 TOTALS		17-16	63	623	9.9	49	3	5	58	11.6	28	0	4-12-1	

+ - Overtime

2023 GAME-BY-GAME REGULAR-SEASON STATISTICS (GIANTS)

DATE	OPPONENT	P/S	RECEIVING					RUSHING					W/L	SCORE
			NO.	YDS.	AVG.	LG	TD	NO.	YDS.	AVG.	LG	TD		
09/10	Cowboys	S	1	2	2.0	2	0	0	0	0.0	0	0	L	0-40
09/17	at Cardinals	S	4	21	5.3	9	0	0	0	0.0	0	0	W	31-28
09/21	at 49ers	S	6	24	4.0	7	0	0	0	0.0	0	0	L	12-30
10/02	Seahawks	P	3	15	5.0	8	0	0	0	0.0	0	0	L	3-24
10/08	at Dolphins	P	2	23	11.5	17	0	0	0	0.0	0	0	L	16-31
10/15	at Bills	P	0	0	0.0	0	0	0	0	0.0	0	0	L	9-14
10/22	Commanders	P	0	0	0.0	0	0	0	0	0.0	0	0	W	14-7
10/29	Jets	P	0	0	0.0	0	0	0	0	0.0	0	0	L	10-13+
11/05	at Raiders	P	2	15	7.5	10	0	0	0	0.0	0	0	L	6-30
11/12	at Cowboys	P	1	6	6.0	6	0	0	0	0.0	0	0	L	17-49
11/19	at Commanders	P	0	0	0.0	0	0	0	0	0.0	0	0	W	31-19
11/26	Patriots	P	1	-2	-2.0	-2	0	0	0	0.0	0	0	W	10-7
12/11	Packers												W	24-22
ON INACTIVE LIST														
2023 TOTALS		12-3	20	104	5.2	17	0	0	0	0.0	0	0	5-8	

+ - Overtime



JASHAUN CORBIN

(jay-shaun)

RB

35

HEIGHT: 5-11
WEIGHT: 200
COLLEGE: FLORIDA STATE
HOW ACQUIRED: FA-'23
NFL EXP.: 1ST YEAR
GIANTS EXP.: 1ST YEAR

TRANSACTIONS

- » Originally signed as a rookie free agent by the Giants on May 13, 2022...Waived on Aug. 20, 2022 and signed to the Giants' practiced squad on Aug. 31, 2022...Signed by the Giants on Jan. 23, 2023.

COLLEGE

- » Played 2 seasons for both Texas A&M and Florida State...In 35 career games, had 320 carries for 1771 yards (5.5-yard avg.) and 14 touchdowns with a long run of 89 yards and 60 receptions for 360 yards and 2 score.
- » As a senior in 2021, started all 12 games for FSU and totaled 1,159 all-purpose yards...Rushed 143 times for 887 yards and 7 touchdowns, added 144 yards and one touchdown on a team-high 25 receptions (all career-high totals) and 128 yards on 7 kickoff returns...Led the ACC and ranked 16th nationally with average of 6.2 yards-per-carry...Third-team All-ACC...Had the 2 longest rushes in ACC with an 89-yard touchdown vs. Notre Dame and 75-yard score vs. Louisville.
- » In 2020, played in all 9 games with 8 starts and totaled 548 all-purpose yards...Rushed for 401 yards and 5 touchdowns on 81 carries, 19 passes for 115 yards and added 32 yards on 2 kickoff returns...Selected to All-ACC Academic Team.
- » In his final season at Texas A&M in 2019, started the first 2 games before suffering a season-ending leg injury.
- » In 2018, played in 12 games had 61 carries for 346 yards and one touchdown, 10 catches for 85 yards and a career-high 14 kickoff returns for a 30.1-yard average, including a 100-yard touchdown...Named to the SEC All-Freshman Team.

OFF-THE-FIELD ACTIVITY

- » Attended The Giants Foundation Golf Classic which raised over \$400,000 for The Giants Foundation... Visited schools that participate in the New York City Police Foundation's Far Rockaway Giants youth program and led a flag football clinic with the police officers for the boys in the program... Partnered with the American Heart Association to meet and play with students for 60 minutes and encourage them to be active and create healthy habits... Assisted Eva's Village staff to prepare and serve meals for those in need for Thanksgiving... Met with members from the Wounded Warriors Project during their visit at the Quest Diagnostic Training Facility to watch practice and enjoy a day with the Giants.

PERSONAL

- » Social science major...Starred at Rockledge (Fla.) High School, where he recorded 2,252 all-purpose yards and 23 touchdowns as a senior in 2017.


SINGLE-GAME HIGHS: RUSHING/RECEIVING

Longest Runs	1 at Dallas Cowboys, Nov 12, 2023	Longest Receptions	7 at Dallas Cowboys, Nov 12, 2023
Receptions	3 at Dallas Cowboys, Nov 12, 2023		4 at Dallas Cowboys, Nov 12, 2023
Receiving Yards	12 at Dallas Cowboys, Nov 12, 2023		1 at Dallas Cowboys, Nov 12, 2023
Receiving Average	4.0 at Dallas Cowboys, Nov 12, 2023	All-Purpose Yards	13 at Dallas Cowboys, Nov 12, 2023
		Special Teams Tackles	2 vs. New York Jets, Oct 29, 2023
			1 at Dallas Cowboys, Nov 12, 2023

2023 GAME-BY-GAME REGULAR-SEASON STATISTICS (PANTHERS/GIANTS)

DATE	OPPONENT	P/S	RUSHING					RECEIVING					W/L	SCORE
			NO.	YDS.	AVG.	LG	TD	NO.	YDS.	AVG.	LG	TD		
09/10	at Falcons												L	10-24
09/18	Saints												L	17-20
09/24	at Seahawks												L	27-37
10/01	Vikings												L	13-21
10/08	at Lions												L	24-42
10/15	at Dolphins												L	21-42
10/29	Jets	P	0	0	0.0	0	0	0	0	0.0	0	0	L	10-13+
11/05	at Raiders												L	6-30
11/12	at Cowboys	P	1	1	1.0	1	0	3	12	4.0	7	0	L	17-49
11/19	at Commanders	P	0	0	0.0	0	0	0	0	0.0	0	0	W	31-19
11/26	Patriots												W	10-7
12/11	Packers												W	24-22
2023 TOTALS		3-0	1	1	1.0	1	0	3	12	4.0	7	0	3-9	

+ - Overtime



CARTER COUGHLIN

ILB

HEIGHT: 6-3
WEIGHT: 240
COLLEGE: MINNESOTA
HOW ACQUIRED: D7-'20
NFL EXP.: 4TH YEAR
GIANTS EXP.: 4TH YEAR

52

TRANSACTIONS

- » Originally a 7th-round (218th pick overall) draft choice by the Giants in 2020.

CAREER HIGHLIGHTS

- » In 4 seasons with the Giants, Coughlin has played in 51 regular-season games with 2 starts and played in 2 postseason games...Posted 17 tackles (13 solo), 1.0 sack, 2 quarterback hits, and 2 tackles for loss, along with 22 tackles (16 solo) on special teams.
- » In 2022, played in all 17 regular-season games and 2 postseason games, primarily on special teams, where he totaled a team-high 8 tackles (7 solo) and one forced fumble...His 398 special teams snaps tied Cam Brown for the team lead...Forced a fumble on the opening kickoff that was recovered by Dane Belton vs. Carolina (9/18)...Played on special teams in the Wild Card Game at Minnesota (1/15) and NFC Divisional Playoff game at Philadelphia (1/8).
- » Played on special teams in the NFC Wild Card round at Minnesota (1/15/) and in the divisional round at Philadelphia (1/8).
- » In 2021, played in 7 games, totaling 2 solo tackles on defense and 4 special teams tackles...Posted 2 special teams tackles vs. Atlanta (9/26)...Suffered an ankle injury vs. Carolina (10/24)...On injured reserve Nov. 21 through the end of the season.As a rookie in 2020, played in 14 games with 2 starts...Totaled 14 tackles (11 solo), 1.0 sack, 2 tackles for loss and 2 quarterback hits on defense and 3 tackles (2 solo) on special teams...Made his NFL debut on special teams vs. Pittsburgh (9/14)...Recorded a memorable first career tackle when he sacked 7-time Super Bowl champion Tom Brady for an 8-yard loss in a Monday night game vs. Tampa Bay (11/2)...Had 2 solo tackles at Seattle (12/6)...Made his first career start and collected a season-high 7 tackles (5 solo), including one for loss, vs. Arizona (12/13)...Started at strongside linebacker and posted 4 tackles (3 solo) vs. Cleveland (12/20).

COLLEGE

- » Coughlin played in 49 games with 39 starts – including starts in each of his final 38 games at right defensive end – in 4 seasons at Minnesota...2nd-team All-Big Ten selection as a junior and senior...Academic all-conference selection in each of his last 3 years...Two-time winner of Minnesota's Defensive Trench Award...Finished his career with 159 tackles (107 solo), 22.5 sacks and 40 tackles for loss...Also forced 7 fumbles and recovered one...As a senior in 2019, started all 13 games...Collected career-high totals of 49 tackles (29 solo), including a team-leading 9.5 for loss and 4.5 sacks...In 2018, started all 13 games, finished with 48 tackles (34 solo) and led the team with career-high totals of 15 tackles for loss, 9.5 sacks and 4 four forced fumbles...In 2017, started all 12 games...Recorded 37 tackles, including a team-leading 11.5 for a loss and 6.5 sacks, plus one forced fumble...All-Big Ten Honorable Mention...In 2016, played in 11 games with one start and contributed 25 tackles (15 solo), 4 tackles for loss and 2.0 sacks.

OFF-THE-FIELD ACTIVITY

- » Visited San Miguel Academy of Newburgh to speak with the students on the importance of faith and education, toured the school and finished the visit by participating in outside activities... Attended The Giants Foundation Golf Classic which raised over \$400,000 for The Giants Foundation...Attended the United Way of New York City's Gridiron Gala event at Glasshouses in NYC, which raised more than \$2.4 million for UWNYP programming... Hosted a youth football camp at his alma mater in Eden Prairie, MN...Visited New City Kids in Paterson, N.J. to join students in musical instrument practice, help with homework and played for 60 minutes... Met with members from the Wounded Warriors Project during their visit at the Quest Diagnostic Training Facility to watch practice and enjoy a day with the Giants... Participated in Jingle Jam, where he helped spread holiday joy to over 500 New Jersey foster children by spending time with them and assisting with the gift distribution...Annually supports TeachHaiti which empowers Haitian children through education to honor his two younger siblings who were adopted from Haiti.

PERSONAL

- » Business and marketing education major...Starred at Eden Prairie (Minn.), where he was a 3-year starter on the varsity team, capturing 2 state titles and losing only one game over that stretch...Coughlin grew up a few doors down from high school teammate Ryan Connelly, a fellow linebacker who was a 5th-round draft choice of the Giants in 2019...Coughlin played on the defensive line and at linebacker and was a 3-year letter-winner for the Eagles, who ranked No. 3 in the state... Guided team to 2 state titles and a 40-game winning streak ...When Coughlin was a senior in 2015, Eden Prairie was 11-1, including 9-0 in conference play...Totaled 35 tackles, including 7 for loss, 2 pass breakups and one fumble recovery...On offense, had 6 rushing attempts for 27 yards and 2 touchdowns and one reception for 46 yards and a score...Team went 13-0 in his sophomore and junior seasons...Named first-team All-state by the AP...Played in the U.S. Army All-American Bowl...Also lettered in basketball...Son of Robert and Jennie Coughlin...Has 2 brothers, Quinn and Cullen, and 2 sisters, Kaiden and Callie,...Coughlin's father played defensive tackle for the Gophers from

1986-90 and was a 2-year letter winner...His mother played tennis for Minnesota from 1989-92 and was a 3-time all-conference selection and 2-time team MVP...She is in the top 5 in program history for singles wins (92) and doubles victories (89)...Maternal grandfather, Tom Moe, was a wide receiver who lettered for the Gophers from 1957-59, also played baseball for the Gophers and served as the school's interim athletic director from 1999-2002...Coughlin's uncle, Mike Moe, lettered for the Gophers in the 1980s.

CARTER COUGHLIN'S NFL REGULAR SEASON DEFENSIVE STATISTICS

DATE	TEAM	GP	GS	TACKLES								INTERCEPTIONS						O. FUMB					ST					MISC		
				TK	S	A	TFL	YDS	SK	YDS	QBH	NO	YDS	LG	TD	PD	FF	FR	TD	YDS	TK	S	A	FF	FR	S	A			
2020	Giants	14	2	14	11	3	2	12	1.0	8.0	2	0	0	0	0	0	0	0	0	0	0	0	0	3	2	1	0	0	0	0
2021	Giants	7	0	2	2	0	0	0	0.0	0.0	0	0	0	0	0	0	0	0	0	0	0	0	4	0	4	0	0	0	0	
2022	Giants	17	0	1	0	1	0	0	0.0	0.0	0	0	0	0	0	0	0	0	1	0	0	0	8	7	1	1	0	0	0	
2023	Giants	13	0	0	0	0	0	0	0.0	0.0	0	0	0	0	0	0	0	0	0	0	0	0	7	7	0	0	0	0	0	
NFL TOTALS		51	2	17	13	4	2	12	1.0	8.0	2	0	0	0	0	0	0	1	0	0	0	22	16	6	1	0	0	0	0	

CARTER COUGHLIN'S NFL POSTSEASON DEFENSIVE STATISTICS

DATE	TEAM	GP	GS	TACKLES								INTERCEPTIONS						O. FUMB					ST					MISC		
				TK	S	A	TFL	YDS	SK	YDS	QBH	NO	YDS	LG	TD	PD	FF	FR	TD	YDS	TK	S	A	FF	FR	S	A			
2022	Giants	2	0	0	0	0	0	0	0.0	0.0	0	0	0	0	0	0	0	0	0	0	0	0	0	0	0	0	0	0	0	
NFL TOTALS		2	0	0	0	0	0	0	0.0	0.0	0	0	0	0	0	0	0	0	0	0	0	0	0	0	0	0	0	0	0	

SINGLE-GAME HIGHS: DEFENSIVE

Total Tackles 7 vs. Arizona Cardinals, Dec 13, 2020
 4 vs. Cleveland Browns, Dec 20, 2020
 2 at Seattle Seahawks, Dec 06, 2020
 1 vs. Indianapolis Colts, Jan 01, 2023
 1 vs. Los Angeles Rams, Oct 17, 2021
 ...2 more at 1.

Solo Tackles 5 vs. Arizona Cardinals, Dec 13, 2020
 3 vs. Cleveland Browns, Dec 20, 2020
 2 at Seattle Seahawks, Dec 06, 2020
 1 vs. Los Angeles Rams, Oct 17, 2021
 1 at Dallas Cowboys, Oct 10, 2021
 ...1 more at 1.

Sacks 1.0 vs. Tampa Bay Buccaneers, Nov 02, 2020

Tackles For Loss 1 vs. Arizona Cardinals, Dec 13, 2020
 1 vs. Tampa Bay Buccaneers, Nov 02, 2020

Special Teams Tackles 2 vs. New England Patriots, Nov 26, 2023
 2 vs. Atlanta Falcons, Sep 26, 2021
 1 at Dallas Cowboys, Nov 12, 2023
 1 at Miami Dolphins, Oct 08, 2023
 ...15 more at 1.

2023 GAME-BY-GAME REGULAR-SEASON STATISTICS (GIANTS)

DATE	OPPONENT	P/S	TACKLES								INTERCEPTIONS						O. FUMB					ST					MISC			SCORE
			TK	S	A	SK	YDS	TFL	YDS	QBH	NO	YDS	LG	TD	PD	FF	FR	TD	YDS	TK	S	A	FF	FR	S	A	W/L			
09/10	Cowboys	P	0	0	0	0.0	0.0	0	0	0	0	0	0	0	0	0	0	0	0	0	0	0	0	0	0	0	0	L	0-40	
09/17	at Cardinals	P	0	0	0	0.0	0.0	0	0	0	0	0	0	0	0	0	0	0	0	0	0	0	0	0	0	0	0	W	31-28	
09/21	at 49ers	P	0	0	0	0.0	0.0	0	0	0	0	0	0	0	0	0	0	0	1	1	0	0	0	0	0	0	L	12-30		
10/02	Seahawks	P	0	0	0	0.0	0.0	0	0	0	0	0	0	0	0	0	0	0	1	1	0	0	0	0	0	0	L	3-24		
10/08	at Dolphins	P	0	0	0	0.0	0.0	0	0	0	0	0	0	0	0	0	0	0	1	1	0	0	0	0	0	0	L	16-31		
10/15	at Bills	P	0	0	0	0.0	0.0	0	0	0	0	0	0	0	0	0	0	0	0	0	0	0	0	0	0	0	L	9-14		
10/22	Commanders	P	0	0	0	0.0	0.0	0	0	0	0	0	0	0	0	0	0	0	0	0	0	0	0	0	0	0	W	14-7		
10/29	Jets	P	0	0	0	0.0	0.0	0	0	0	0	0	0	0	0	0	0	0	0	0	0	0	0	0	0	0	L	10-13+		
11/05	at Raiders	P	0	0	0	0.0	0.0	0	0	0	0	0	0	0	0	0	0	0	0	0	0	0	0	0	0	0	L	6-30		
11/12	at Cowboys	P	0	0	0	0.0	0.0	0	0	0	0	0	0	0	0	0	0	0	1	1	0	0	0	0	0	0	L	17-49		
11/19	at Commanders	P	0	0	0	0.0	0.0	0	0	0	0	0	0	0	0	0	0	0	0	0	0	0	0	0	0	0	W	31-19		
11/26	Patriots	P	0	0	0	0.0	0.0	0	0	0	0	0	0	0	0	0	0	0	2	2	0	0	0	0	0	0	W	10-7		
12/11	Packers	P	0	0	0	0.0	0.0	0	0	0	0	0	0	0	0	0	0	0	1	1	0	0	0	0	0	0	W	24-22		
2023 TOTALS		13-0	0	0	0	0.0	0.0	0	0	0	0	0	0	0	0	0	0	0	7	7	0	0	0	0	0	0	5-8			

+ - Overtime



D.J. DAVIDSON

DL

HEIGHT: 6-5
WEIGHT: 320
COLLEGE: ARIZONA STATE
HOW ACQUIRED: D5-'22
NFL EXP.: 2ND YEAR
GIANTS EXP.: 2ND YEAR

98

TRANSACTIONS

- » Originally a 5th-round (147th pick overall) draft choice by the Giants in 2022.

2023 SEASON HIGHLIGHTS

- » Made his 1st career start on the defensive line in Week 12 vs. New England...Posted 2 tackles (1 solo).
- » Recorded his 1st career split-sack against San Francisco (9/21)...Finished with 1 tackle, 0.5 sacks, 1 quarterback hit and 1 pass defended.

CAREER HIGHLIGHTS

- » As a rookie in 2022, played in the first 5 games of the season for the Giants and made 4 tackles (2 solo)...Contributed 2 tackles (one solo) in his NFL debut at Tennessee (9/11)...Made one tackle vs. Carolina (9/18)...Made one solo tackle vs. Chicago (10/2)...Tore his ACL at Green Bay (10/9) and was placed on season-ending injured reserve on Oct. 11.

COLLEGE

- » Davidson played in 37 games with 28 starts in 4 seasons at Arizona State...Recorded 137 tackles (62 solo), 16.0 tackles for loss, 5.0 sacks, one fumble recovery and 6 passes defended.
- » In 2021, was one of 2 Sun Devil defenders to start all 12 games...Selected 2nd-team All-Pac 12 after finishing 5th on the team with a career-high 57 tackles (21 solo)...Also had a half-sack, one fumble recovery and 4 passes defended...Named the Curley Culp outstanding defensive lineman...Collected a season-high 7 tackles (3 solo) vs. Washington and Oregon State.
- » In 2020, started all 4 games in a Sun Devils season that was shortened by the pandemic...Recorded 19 tackles (9 solo)...Had 1.5 stops for loss and 1.0 sack vs. UCLA...Tallied 7 tackles (2 solo) vs. Arizona.
- » In 2019, played in 13 games with 12 starts at nose tackle...Collected 51 tackles (26 solo), and 4.5 tackles for loss, 1.5 sacks and one pass defended...Had 2.5 tackles for loss and 1.5 sacks vs. Sacramento State...Recorded a career-high 7 tackles while adding a tackle for loss in back-to-back weeks on the road against Utah and UCLA.
- » As a redshirt freshman in 2018, played in 8 games and tallied 10 tackles (6 solo), 3.5 stops for loss, 2.0 sacks and one pass defended...Missed 5 games with an ankle injury.
- » Redshirted in 2017.

OFF-THE-FIELD ACTIVITY

- » Attended The Giants Foundation Golf Classic which raised over \$400,000 for The Giants Foundation... Visited schools that participate in the New York City Police Foundation's Far Rockaway Giants youth program and led a flag football clinic with the police officers for the boys in the program... Assisted Eva's Village staff to prepare and serve meals for those in need for Thanksgiving... Met with members from the Wounded Warriors Project during their visit at the Quest Diagnostic Training Facility to watch practice and enjoy a day with the Giants.

PERSONAL

- » First name is DeVonta...Married to Alexis...Graduated with a degree in criminal justice in May 2021...Played in the 2022 East-West Shrine Bowl...Played at Desert Ridge High School in Mesa, Ariz., where he was a 2015 first-team all-state selection by the Arizona Republic after anchoring one of the state's strongest defenses...As a senior, played in 13 games and led his team to the state championship game by recording 67 tackles, 19.5 tackles for loss, 5.5 sacks, 4 forced fumbles, and 2 fumble recoveries, including one returned 33 yards for a touchdown vs. Chandler High School...As a junior, finished with 57 tackles, 4.0 sacks and 2 forced fumbles...Also lettered in basketball and wrestling.

D.J. DAVIDSON'S NFL REGULAR SEASON DEFENSIVE STATISTICS

DATE	TEAM	GP	GS	TACKLES							INTERCEPTIONS					O. FUMB				ST				MISC			
				TK	S	A	TFL	YDS	SK	YDS	QBH	NO	YDS	LG	TD	PD	FF	FR	TD	YDS	TK	S	A	FF	FR	S	A
2022	Giants	5	0	4	2	2	0	0	0.0	0.0	0	0	0	0	0	0	0	0	0	0	0	0	0	0	0	0	0
2023	Giants	11	1	11	4	7	1	4	0.5	3.0	1	0	0	0	0	2	0	0	0	0	0	0	0	0	0	0	
NFL TOTALS		16	1	15	6	9	1	4	0.5	3.0	1	0	0	0	0	2	0	0	0	0	0	0	0	0	0	0	

D.J. DAVIDSON'S NFL POSTSEASON DEFENSIVE STATISTICS

DATE	TEAM	GP	GS	TACKLES							INTERCEPTIONS					O. FUMB				ST				MISC		
				TK	S	A	TFL	YDS	SK	YDS	QBH	NO	YDS	LG	TD	PD	FF	FR	TD	YDS	TK	S	A	FF	FR	S
2022	Giants	0	0	0	0	0	0	0	0.0	0.0	0	0	0	0	0	0	0	0	0	0	0	0	0	0	0	0
NFL TOTALS		0	0	0	0	0	0	0	0.0	0.0	0	0	0	0	0	0	0	0	0	0	0	0	0	0	0	0

SINGLE-GAME HIGHS: DEFENSIVE

- Total Tackles** 2 vs. New England Patriots, Nov 26, 2023
2 at Dallas Cowboys, Nov 12, 2023
2 at Las Vegas Raiders, Nov 05, 2023
...1 more at 2.
- Solo Tackles** 2 at Dallas Cowboys, Nov 12, 2023
1 vs. New England Patriots, Nov 26, 2023
1 vs. Seattle Seahawks, Oct 02, 2023
1 vs. Chicago Bears, Oct 02, 2022
...1 more at 1.
- Sacks** 0.5 at San Francisco 49ers, Sep 21, 2023
- Passes Defensed** 1 vs. Seattle Seahawks, Oct 02, 2023
1 at San Francisco 49ers, Sep 21, 2023
- Tackles For Loss** 1 vs. Seattle Seahawks, Oct 02, 2023

2023 GAME-BY-GAME REGULAR-SEASON STATISTICS (GIANTS)

DATE	OPPONENT	P/S	TACKLES							INTERCEPTIONS					O. FUMB				ST				MISC		SCORE			
			TK	S	A	SK	YDS	TFL	YDS	QBH	NO	YDS	LG	TD	PD	FF	FR	TD	YDS	TK	S	A	FF	FR		S	A	W/L
09/10	Cowboys		ON INACTIVE LIST																							L	0-40	
09/17	at Cardinals	P	1	0	1	0.0	0.0	0	0	0	0	0	0	0	0	0	0	0	0	0	0	0	0	0	0	0	W	31-28
09/21	at 49ers	P	1	0	1	0.5	3.0	0	0	1	0	0	0	0	1	0	0	0	0	0	0	0	0	0	0	0	L	12-30
10/02	Seahawks	P	1	1	0	0.0	0.0	1	4	0	0	0	0	0	1	0	0	0	0	0	0	0	0	0	0	0	L	3-24
10/08	at Dolphins	P	0	0	0	0.0	0.0	0	0	0	0	0	0	0	0	0	0	0	0	0	0	0	0	0	0	0	L	16-31
10/15	at Bills		ON INACTIVE LIST																							L	9-14	
10/22	Commanders	P	0	0	0	0.0	0.0	0	0	0	0	0	0	0	0	0	0	0	0	0	0	0	0	0	0	0	W	14-7
10/29	Jets	P	1	0	1	0.0	0.0	0	0	0	0	0	0	0	0	0	0	0	0	0	0	0	0	0	0	0	L	10-13+
11/05	at Raiders	P	2	0	2	0.0	0.0	0	0	0	0	0	0	0	0	0	0	0	0	0	0	0	0	0	0	0	L	6-30
11/12	at Cowboys	P	2	2	0	0.0	0.0	0	0	0	0	0	0	0	0	0	0	0	0	0	0	0	0	0	0	0	L	17-49
11/19	at Commanders	P	1	0	1	0.0	0.0	0	0	0	0	0	0	0	0	0	0	0	0	0	0	0	0	0	0	0	W	31-19
11/26	Patriots	S	2	1	1	0.0	0.0	0	0	0	0	0	0	0	0	0	0	0	0	0	0	0	0	0	0	0	W	10-7
12/11	Packers	P	0	0	0	0.0	0.0	0	0	0	0	0	0	0	0	0	0	0	0	0	0	0	0	0	0	0	W	24-22
2023 TOTALS		11-1	11	4	7	0.5	3.0	1	4	1	0	0	0	0	2	0	0	0	0	0	0	0	0	0	0	0	5-8	

+ - Overtime



TOMMY DEVITO

QB

HEIGHT: 6-2
WEIGHT: 210
COLLEGE: ILLINOIS
HOW ACQUIRED: UDFA
NFL EXP.: R
GIANTS EXP.: R

15

TRANSACTIONS

- » Originally signed as a rookie free agent by the Giants on May 5, 2023

2023 SEASON HIGHLIGHTS

- » Has played in 6 games with 4 starts...Completed 83-of-126 passes for 855 yards and a team-high 8 touchdowns...Rushed 31 times for 154 yards and 1 touchdown...Since 2000, he is one of four quarterbacks (Kyle Allen, Carson Wentz and Patrick Mahomes) to compile a record of 3-1 or better in his first four starts while producing seven-or-more touchdowns and one-or-fewer interceptions.
- » Owns the second-best passer rating since Week 11 (119.8) and the third-highest completion percentage (72.2%).
- » Has posted three straight games with a 100-plus passer rating, making him the first UDFA rookie since 1970 to have three consecutive games with a 100 passer rating or better
- » On Monday Night Football vs. Green Bay, DeVito completed 17-of-21 passing attempts (81 percent) for 158 yards, one touchdown and a passer rating of 113.9. He rushed 10 times for 71 yards...Since 1950, DeVito is the only quarterback to start a game and complete 80 percent of his passes, rush for 70-or-more yards, commit no turnovers and take no sacks in a game...His 71 rushing yards were the most by a Giants rookie quarterback in a single game since 1960.
- » Threw for 191 yards and 1 touchdown on 17-of-25 passing attempts and finished with a passer rating of 103.9 in Week 12 vs. New England...Became 1 of 2 UDFA rookie quarterbacks (Warren Moon) since 1970 to start consecutive games and record back-to-back performances with a 100+ passer rating...Became the 7th rookie quarterback to defeat a Patriots team led by Bill Belichick...Of those 7, DeVito is the only player to go undrafted.
- » Completed 18-of-26 passing attempts for 246 yards and 3 touchdowns with a passer rating of 137.7 in the Week 11 win at Washington...Became just the 4th UDFA rookie quarterback since 1960 to throw 3-plus touchdowns, 225-plus passing yards, zero interceptions and own a passer rating of 135 or better in the same game.
- » Made his 1st career start against the Cowboys in Week 10...Became the 1st undrafted free agent rookie quarterback to start a non-strike game for the Giants since the common draft era began in 1967...Completed 14-of-27 passes for 86 yards and 2 touchdowns...Since 2000, DeVito became just the 7th UDFA rookie quarterback to throw 2-or-more touchdowns in his 1st start.
- » Threw his 1st career touchdown pass at Las Vegas in Week 9...Completed 15-of-20 passing attempts for 175 yards and 1 touchdown...Became the 1st Giants rookie UDFA to throw for a touchdown since 1987.
- » Appeared in his 1st game against the Jets in Week 8, filling in for an injured Tyrod Taylor...Scored his 1st career rushing touchdown on a 6-yard run...Became the 1st Giants rookie UDFA to rush for a touchdown since Orleans Darkwa at STL (12/21/14).

CAREER HIGHLIGHTS

- » Spent 5 years at Syracuse – including a redshirt season in 2017 – before transferring to Illinois for his final season in 2022
- » Totals include 594 completions on 941 attempts for 6,516 yards, 43 touchdowns and 16 interceptions...Also rushed for 253 yards and 10 scores...In his lone season with the Illini, started all 13 games and posted career highs in attempts (369), completions (257), passing yards (2,650), completion percentage (a school-record 69.6%) and rushing touchdowns (6)...Threw for a career-best 332 yards vs. Chattanooga...Completed 20 of 22 passes for 179 yards and 2 touchdowns at Nebraska, setting the Illinois program record and Memorial Stadium record for completion percentage (90.9)...Tied the Illini quarterback record with a career-high 3 rushing touchdowns at Wisconsin
- » Played in 27 games with 18 starts at Syracuse...Became the starter in 2019 and threw a career-high 19 touchdown passes...Limited to 4 games in 2020 because of an ankle injury...Threw a Syracuse-record 212 consecutive passes without an interception from 2019 through the first 2 games of 2020...2019 All-ACC Academic Team...Sociology major

PERSONAL

- » Grew up in Cedar Grove, N.J., 15 minutes from Giants headquarters...Threw for 3,800 yards and 35 touchdowns at Don Bosco Prep...As a junior, led his team to a 9-3 record and the 2015 New Jersey Non-Public Group 4 state title...The Ironmen defeated St. Joseph of Montvale in the championship game played in MetLife Stadium.

TOMMY DEVITO'S NFL REGULAR SEASON PASSING STATISTICS

DATE	TEAM	GP	GS	ATT.	CMP.	PCT.	YDS	AVG.	TD	INT.	LG	SK	LST	RATE
2023	Giants	6	4	126	83	65.9	855	6.8	8	3	41	28	137	96.5
TOTALS		6	4	126	83	65.9	855	6.8	8	3	41	28	137	96.5

TOMMY DEVITO'S NFL REGULAR SEASON RUSHING STATISTICS

DATE	TEAM	NO.	YDS.	AVG.	LG	TD
2023	Giants	31	154	5.0	26	1
TOTALS		31	154	5.0	26	1

TOMMY DEVITO'S NFL REGULAR SEASON PASSING/RUSHING STATISTICS

DATE	TEAM	GP	GS	PASSING										RUSHING					
				ATT.	CMP.	PCT.	YDS	AVG.	TD	INT.	LG	SK	LST	RATE	NO.	YDS.	AVG.	LG	TD
2023	Giants	6	4	126	83	65.9	855	6.8	8	3	41	28	137	96.5	31	154	5.0	26	1
TOTALS		6	4	126	83	65.9	855	6.8	8	3	41	28	137	96.5	31	154	5.0	26	1

SINGLE-GAME HIGHS: QUARTERBACK

Pass Attempts	27 at Dallas Cowboys, Nov 12, 2023 26 at Washington Commanders, Nov 19, 2023 25 vs. New England Patriots, Nov 26, 2023 21 vs. Green Bay Packers, Dec 11, 2023 20 at Las Vegas Raiders, Nov 05, 2023	Passer Rating	137.7 at Washington Commanders, Nov 19, 2023 113.9 vs. Green Bay Packers, Dec 11, 2023 103.9 vs. New England Patriots, Nov 26, 2023 78.1 at Las Vegas Raiders, Nov 05, 2023 67.8 at Dallas Cowboys, Nov 12, 2023
Pass Completions	18 at Washington Commanders, Nov 19, 2023 17 vs. Green Bay Packers, Dec 11, 2023 17 vs. New England Patriots, Nov 26, 2023 15 at Las Vegas Raiders, Nov 05, 2023 14 at Dallas Cowboys, Nov 12, 2023	Rush Attempts	10 vs. Green Bay Packers, Dec 11, 2023 7 at Dallas Cowboys, Nov 12, 2023 5 vs. New England Patriots, Nov 26, 2023 4 at Las Vegas Raiders, Nov 05, 2023 4 vs. New York Jets, Oct 29, 2023
Yards Passing	246 at Washington Commanders, Nov 19, 2023 191 vs. New England Patriots, Nov 26, 2023 175 at Las Vegas Raiders, Nov 05, 2023 158 vs. Green Bay Packers, Dec 11, 2023 86 at Dallas Cowboys, Nov 12, 2023	Rushing Yards	71 vs. Green Bay Packers, Dec 11, 2023 41 at Dallas Cowboys, Nov 12, 2023 17 at Las Vegas Raiders, Nov 05, 2023 12 vs. New York Jets, Oct 29, 2023 7 at Washington Commanders, Nov 19, 2023
TD Passes	3 at Washington Commanders, Nov 19, 2023 2 at Dallas Cowboys, Nov 12, 2023 1 vs. Green Bay Packers, Dec 11, 2023 1 vs. New England Patriots, Nov 26, 2023 1 at Las Vegas Raiders, Nov 05, 2023	Rushing Average	7.1 vs. Green Bay Packers, Dec 11, 2023 5.9 at Dallas Cowboys, Nov 12, 2023
Long Passes	41 vs. New England Patriots, Nov 26, 2023 41 vs. New England Patriots, Nov 26, 2023 40 at Washington Commanders, Nov 19, 2023 34 at Las Vegas Raiders, Nov 05, 2023 32 vs. Green Bay Packers, Dec 11, 2023	Longest Runs	26 vs. Green Bay Packers, Dec 11, 2023 19 at Dallas Cowboys, Nov 12, 2023 13 vs. Green Bay Packers, Dec 11, 2023 10 vs. Green Bay Packers, Dec 11, 2023 8 at Dallas Cowboys, Nov 12, 2023
Completion Percentage	81.0 vs. Green Bay Packers, Dec 11, 2023 75.0 at Las Vegas Raiders, Nov 05, 2023 69.2 at Washington Commanders, Nov 19, 2023 68.0 vs. New England Patriots, Nov 26, 2023 51.9 at Dallas Cowboys, Nov 12, 2023	Rushing TDs	1 vs. New York Jets, Oct 29, 2023

2023 GAME-BY-GAME REGULAR-SEASON STATISTICS (GIANTS)

DATE	OPPONENT	P/S	PASSING											RUSHING				W/L	SCORE		
			ATT	CMP	YDS	PCT	Y/A	Y/C	TD	INT	LG	SK/YD	RATE	ATT	YDS	LG	TD				
09/10	Cowboys																			L	0-40
09/17	at Cardinals																			W	31-28
09/21	at 49ers																			L	12-30
10/02	Seahawks																			L	3-24
10/08	at Dolphins																			L	16-31
10/15	at Bills																			L	9-14
10/22	Commanders																			W	14-7
10/29	Jets	P	7	2	-1	28.6	-0.1	-0.5	0	0	0	2/9	39.6	4	12	6t	1		L	10-13+	
11/05	at Raiders	P	20	15	175	75.0	8.8	11.7	1	2	34	6/29	78.1	4	17	5	0		L	6-30	
11/12	at Cowboys	S	27	14	86	51.9	3.2	6.1	2	1	26	5/25	67.8	7	41	19	0		L	17-49	
11/19	at Commanders	S	26	18	246	69.2	9.5	13.7	3	0	40t	9/45	137.7	1	7	7	0		W	31-19	
11/26	Patriots	S	25	17	191	68.0	7.6	11.2	1	0	41	6/29	103.9	5	6	5	0		W	10-7	
12/11	Packers	S	21	17	158	81.0	7.5	9.3	1	0	32	0/0	113.9	10	71	26	0		W	24-22	
2023 TOTALS		6-4	126	83	855	65.9	6.8	10.3	8	3	41	28/137	96.5	31	154	26	1		5-8		

+ - Overtime



COR'DALE FLOTT

[coor-dale]

HEIGHT: 6-2
WEIGHT: 175
COLLEGE: LSU
HOW ACQUIRED: D3-'22
NFL EXP.: 2ND YEAR
GIANTS EXP.: 2ND YEAR

CB

28

TRANSACTIONS

- » Originally a 3rd-round (81st pick overall) draft choice by the Giants in 2022.

2023 SEASON HIGHLIGHTS

- » Has recorded 26 tackles (19 solo), 4 passes defended, 1 interception and 1 forced fumble in 10 games played this season.
- » Forced a fumble that was recovered by S Xavier McKinney for the 2nd time in his career in the 1st quarter in Week 11 at Washington.
- » Recorded his 1st career interception against Dallas in Week 10...Finished with 2 total tackles, 1 pass defended and 1 interception.

CAREER HIGHLIGHTS

- » Has played in 21 games with 11 starts in 2 seasons with the Giants...Has recorded 51 tackles (33 solo), 6 passes defended, 2 forced fumbles, and 1 interception.
- » As a rookie in 2022, played in 11 regular-season games with 6 starts and played in both of the Giants' postseason games...Missed 6 games with a calf injury...Totaled 25 tackles (14 solo) and 2 passes defended.
- » Made NFL debut at Tennessee (9/11)...Recorded one solo tackle in his first career start, vs. Carolina (9/18)...Posted 4 tackles (3 solo) vs. Dallas (9/26)...Inactive vs. Chicago (10/2), at Green Bay (in London 10/9), vs. Baltimore (10/16), at Jaguars (10/23), at Seahawks (10/30)...Did not play vs. Houston (11/13).
- » In his return, forced a fumble and had one pass defended vs. Detroit (11/20)...Started at Dallas and registered a career-high 5 tackles (4 solo)...Started the final 3 games of the regular season: at Minnesota (12/24), vs. Indianapolis (1/1) and at Philadelphia, where he also broke up a pass intended for tight end Dallas Goedert in the end zone (1/8).
- » Had one pass defended in the NFC Wild Card Game at Minnesota (1/15), and played in the divisional round at Philadelphia (1/21).

COLLEGE

- » Played in 35 games with 21 starts in 3 seasons at LSU...Collected 99 tackles (68 solo), 5.5 tackles for loss, 12 passes defended, one interception and 2 forced fumbles...Played outside corner, in the slot and at safety...In 2021, played in 11 games with 10 starts...Finished with 41 tackles (28 solo), one interception and 4 passes defended...Tied his season-high with 8 tackles and got first career interception in a victory at Mississippi State...In 2020, started all 10 games...Joined Ali Gaye and Jacoby Stevens as the only LSU defenders to start every game...Recorded a career-high 43 tackles (31 solo), 4.5 tackles for loss, 4 pass breakups and one forced fumble...Against the Aggies, had career-best 8 tackles and 2 pass breakups...In 2019, played in 14 games with one start as a true freshman for a Tigers team that won the national championship...Had 15 tackles (9 solo), 4 passes defended and one quarterback hit...Posted his first collegiate start at nickel and contributed 5 tackles vs. Ole Miss...Broke up passes against Northwestern State, Alabama, Ole Miss and Arkansas...Played in the national championship game vs. Clemson.

OFF-THE-FIELD ACTIVITY

- » Attended The Giants Foundation Golf Classic which raised over \$400,000 for The Giants Foundation... Visited schools that participate in the New York City Police Foundation's Far Rockaway Giants youth program and led a flag football clinic with the police officers for the boys in the program... Assisted Eva's Village staff to prepare and serve meals for those in need for Thanksgiving... Met with members from the Wounded Warriors Project during their visit at the Quest Diagnostic Training Facility to watch practice and enjoy a day with the Giants...Represented Autism Speaks to honor his family member who is on the autism spectrum during Week 13 of the NFL season for My Cause My Cleats.

PERSONAL

- » 3-year starter for Saraland High School in Ala....As a senior in 2018, played wide receiver and cornerback and helped his team finish 13-2 record and advance to the Alabama Class 6A State Championship Game...Recorded 31 tackles, 3 forced fumbles, 6 pass six pass breakups and one interception...Added 180 yards and 2 touchdowns on 12 carries and 28 receptions for 502 yards and one score...In 2017, compiled 54 tackles, 20 pass breakups and 2 interceptions...Invited to play in the Alabama-Mississippi All-Star Game...Has an older brother and a sister...Brother, Wydale, was a cornerback at Southern Mississippi...Initially committed to Auburn before flipping to LSU.

COR'DALE FLOTT'S NFL REGULAR SEASON DEFENSIVE STATISTICS

DATE	TEAM	GP	GS	TACKLES							INTERCEPTIONS						O. FUMB				ST				MISC			
				TK	S	A	TFL	YDS	SK	YDS	QBH	NO	YDS	LG	TD	PD	FF	FR	TD	YDS	TK	S	A	FF	FR	S	A	
2022	Giants	11	6	25	14	11	0	0	0.0	0.0	0	0	0	0	0	2	1	0	0	0	0	1	1	0	0	0	0	0
2023	Giants	10	5	26	19	7	0	0	0.0	0.0	0	1	21	21	0	4	1	0	0	0	0	0	0	0	0	0	0	
NFL TOTALS		21	11	51	33	18	0	0	0.0	0.0	0	1	21	21	0	6	2	0	0	0	0	1	1	0	0	0	0	

COR'DALE FLOTT'S NFL POSTSEASON DEFENSIVE STATISTICS

DATE	TEAM	GP	GS	TACKLES							INTERCEPTIONS						O. FUMB				ST				MISC		
				TK	S	A	TFL	YDS	SK	YDS	QBH	NO	YDS	LG	TD	PD	FF	FR	TD	YDS	TK	S	A	FF	FR	S	A
2022	Giants	2	0	0	0	0	0	0	0.0	0.0	0	0	0	0	0	1	0	0	0	0	0	0	0	0	0	0	0
NFL TOTALS		2	0	0	0	0	0	0	0.0	0.0	0	0	0	0	0	1	0	0	0	0	0	0	0	0	0	0	0


SINGLE-GAME HIGHS: DEFENSIVE

- | | |
|--------------------------------------------------------------------------------------------------------------------------------------------------------------------------------------------------------------------------------------------------------------------------------------------------------------------------------------------------------------------------------------------------------------------------------------------------------------------------------------------------------------------------------------------------------------------------------------------------------------------------------------------------------------------------------------------------------------------------------------------------------------------------------------|--------------------------------------------------------------------------------------------------------------------------------------------------------------|
| <p>Total Tackles 6 vs. Washington Commanders, Oct 22, 2023
 5 vs. Green Bay Packers, Dec 11, 2023
 5 at Dallas Cowboys, Nov 24, 2022
 4 at Las Vegas Raiders, Nov 05, 2023
 4 at Minnesota Vikings, Dec 24, 2022
 ...1 more at 4.</p> <p>Solo Tackles 4 vs. Green Bay Packers, Dec 11, 2023
 4 at Las Vegas Raiders, Nov 05, 2023
 4 at Dallas Cowboys, Nov 24, 2022
 3 vs. Washington Commanders, Oct 22, 2023
 ...1 more at 3.</p> <p>Passes Defensed 2 vs. New York Jets, Oct 29, 2023
 1 at Miami Dolphins, Oct 08, 2023
 1 at Minnesota Vikings, Dec 24, 2022
 1 vs. Detroit Lions, Nov 20, 2022</p> | <p>Interception Return Yards 21 at Dallas Cowboys, Nov 12, 2023
 Special Teams Tackles 1 vs. Detroit Lions, Nov 20, 2022</p> |
|--------------------------------------------------------------------------------------------------------------------------------------------------------------------------------------------------------------------------------------------------------------------------------------------------------------------------------------------------------------------------------------------------------------------------------------------------------------------------------------------------------------------------------------------------------------------------------------------------------------------------------------------------------------------------------------------------------------------------------------------------------------------------------------|--------------------------------------------------------------------------------------------------------------------------------------------------------------|

2023 GAME-BY-GAME REGULAR-SEASON STATISTICS (GIANTS)

DATE	OPPONENT	P/S	TACKLES							INTERCEPTIONS						O. FUMB				ST				MISC		SCORE		
			TK	S	A	SK	YDS	TFL	YDS	QBH	NO	YDS	LG	TD	PD	FF	FR	TD	YDS	TK	S	A	FF	FR	S		A	W/L
09/10	Cowboys		ON INACTIVE LIST																							L	0-40	
09/17	at Cardinals		DID NOT PLAY (NON-INJURY)																							W	31-28	
09/21	at 49ers		INACTIVE																							L	12-30	
10/02	Seahawks	P	1	1	0	0.0	0.0	0	0	0	0	0	0	0	0	0	0	0	0	0	0	0	0	0	0	0	L	3-24
10/08	at Dolphins	P	2	2	0	0.0	0.0	0	0	0	0	0	0	1	0	0	0	0	0	0	0	0	0	0	0	0	L	16-31
10/15	at Bills	S	2	2	0	0.0	0.0	0	0	0	0	0	0	0	0	0	0	0	0	0	0	0	0	0	0	L	9-14	
10/22	Commanders	S	6	3	3	0.0	0.0	0	0	0	0	0	0	0	0	0	0	0	0	0	0	0	0	0	0	W	14-7	
10/29	Jets	P	1	1	0	0.0	0.0	0	0	0	0	0	0	2	0	0	0	0	0	0	0	0	0	0	0	L	10-13+	
11/05	at Raiders	P	4	4	0	0.0	0.0	0	0	0	0	0	0	0	0	0	0	0	0	0	0	0	0	0	0	L	6-30	
11/12	at Cowboys	S	2	2	0	0.0	0.0	0	0	0	1	21	21	0	1	0	0	0	0	0	0	0	0	0	0	L	17-49	
11/19	at Commanders	S	2	0	2	0.0	0.0	0	0	0	0	0	0	0	1	0	0	0	0	0	0	0	0	0	0	W	31-19	
11/26	Patriots	P	1	0	1	0.0	0.0	0	0	0	0	0	0	0	0	0	0	0	0	0	0	0	0	0	0	W	10-7	
12/11	Packers	S	5	4	1	0.0	0.0	0	0	0	0	0	0	0	0	0	0	0	0	0	0	0	0	0	0	W	24-22	
2023 TOTALS		10-5	26	19	7	0.0	0.0	0	0	0	1	21	21	0	4	1	0	0	0	0	0	0	0	0	0	5-8		

+ - Overtime



JAMIE GILLAN

HEIGHT: 6-1
WEIGHT: 207
COLLEGE: ARKANSAS-PINE BLUFF
HOW ACQUIRED: FA-'22
NFL EXP.: 5TH YEAR
GIANTS EXP.: 2ND YEAR



HONORS

- » AFC Special Teams Player of the Week: 2019 Week 2
- » AFC Special Teams Player of the Month: September 2019

TRANSACTIONS

- » Originally signed as an undrafted free agent by the Cleveland Browns on May 3, 2019...Released by Cleveland on Dec. 22, 2021...Signed to the Buffalo Bills' practice squad on Dec. 24, 2021...Released by Buffalo on Jan. 31, 2022...Signed as a free agent by the Giants on Feb. 7, 2022...Re-signed by the Giants as a free agent on March 13, 2023.

2023 SEASON HIGHLIGHTS

- » Ranks 6th in the league in net punting average (43.2) this season...Has placed 28-of-76 punts inside the 20-yard line to tie for the 2nd-most in the league in punts inside the 20.
- » Has ranked top 10 in the league in both punting average and net punting average in 6-of-14 weeks this season (Week 1, Week 3, Week 4, Week 6, Week 7, and Week 10)...Has ranked in the top 5 in both categories twice (Week 1 and Week 3).
- » Punted 8 times for 363 yards in Week 12 vs. New England, finishing with a gross average of 45.4 and a net average of 40.3...Ranked 10th in the league in net average for the week...Booted a career-long 74-yarder late in the first quarter, tied for the Giants' 2nd-longest punt in franchise history.
- » At Dallas in Week 10, had the 4th-best net punting average (45.9) in the league...Ranked 8th in gross punting average (50.0).
- » Ranked 5th in the NFL in net punting average (45.3) and posted the 6th-best punting average with a 49.4 mark in Week 7.
- » Led the league in net punting average in Week 6 with a 49.8 mark...Ranked 7th in punting average (50.5)...Landed a season-long 64-yard punt.
- » In Week 5 at Miami, his 40.3-yard net punting average ranked 9th in the league...Landed 3 of 4 punts inside the 20-yard line.
- » In Week 4 vs. Seattle, booted two 61-yard punts to reach his 3rd and 4th 60-plus yard punts of the season...His 53.6-yard punting average was his highest of the season and ranked 4th in the league for the week.
- » In Week 3, posted the highest net punting average (49.0) among all punters and ranked 4th in punting average (52.7).
- » Ranked 3rd in the league in gross average (53.3) and net average (47.7) after Week 1 vs. Dallas...Booted a 62-yard punt in the first quarter, marking his 10th-career punt of 60-plus yards.

CAREER HIGHLIGHTS

- » Has played in 74 regular-season games and 4 postseason games for Cleveland and the Giants...In the regular season, he has a 45.7-yard gross average and a 40.8-yard net average on 306 punts, including a long kick of 74 yards, 111 punts inside the 20 and 22 touchbacks...Has one field goal attempt, 3 kickoffs, 2 rushing attempts for minus-2 yards and one fumble recovery...In the postseason, has a 42.8-yard gross average and a 41.1-yard net average on 14 punts, including a long kick of 48 yards and 5 punts inside the 20.
- » Named AFC Special Teams Player of the Week, 2019 Week 2 and AFC Special Teams Player of the Month for September 2019...Selected to the 2019 PFWA All-Rookie team...Set Browns single-season net punting record with a 41.6-yard average in 2019.
- » In 2022, played in all 17 regular-season games and both Giants postseason games...Punted a career-high 74 times for a 46.8-yard gross average and a 40.1-yard net average...Placed 26 punts inside the 20-yard line and had 9 touchbacks.
- » Twice kicked a season-long 69-yard punt – at Tennessee (9/11) and at Seattle (10/30)...His only longer career punt was a 71-yarder at San Francisco on Oct. 7, 2019...Also had a 67-yard punt vs. Carolina (9/18)...Booted a season-high 7 punts vs. Washington (12/4).
- » In the postseason, averaged 43.7 yards on 7 punts, none of which were returned...Tied his career postseason long with a 48-yarder in the NFC Divisional Playoff Game at Philadelphia (1/21).
- » In 2021, played in 12 games for Cleveland...Punted 42 times for a 43.9-yard gross average and a 39.5-yard net average...Longest punt was 65 yards...Placed 15 punts inside the 20-yard line and had one touchback...Booted a season-high 7 punts at Minnesota (10/3)...Had season-high averages – minimum 3 punts - of 51.7 gross yards on 3 punts vs. Denver (10/21) and 47.3 net yards at New England (11/14).
- » In 2020, played in all 16 regular season games for Cleveland for the 2nd consecutive season and in 2 postseason games...Recorded a 44.0-yard gross average and a 38.3-yard net average on 51 punts...Tallied season-best averages of 46.3 gross yards and 45.3 net yards (minimum 3 punts) vs. Pittsburgh (1/3)...Attempted a 61-yard field goal that was short on the final play of the first half at the Jets (12/27)...Posted averages of 41.9 gross yards and 38.4 net yards on 7 postseason punts.
- » As a rookie in 2019, played in all 16 games for Cleveland...Finished with 63 punts, a 46.2-yard gross average, a Browns-record 41.6-yard net average, 28 punts inside the 20 (5th in Browns history) and 5 touchbacks...One of 2 undrafted free agents selected to the 2019 PFWA All-Rookie team...Named AFC Special Teams Player of the Week after posting a net average of 37.7 yards and dropping 5 of 6 punts inside the 20 at the Jets

(9/16)...Selected AFC Special Teams Player of the Month for September 2019 – his first month in the NFL - when he had gross and net averages of 40.6 yards...Kicked a career-high 8 punts vs. Pittsburgh (11/14).

COLLEGE

- » Selected first-team all-Southwest Conference as a punter in 2017-18 and as a kicker in 2018 at Arkansas-Pine Bluff...In 43 games in 4 seasons, averaged 42.2 yards on 214 punts...Averaged a career-best 43.4 yards on 59 kicks in 2017...As a senior in 2018, tied his career high with 71 punts and averaged 42.5 yards, including a career-long 80-yard kick...Converted 46 of 74 field goal attempts (62.2%) and 77 of 85 PATs (90.6%) for 215 points...Scored a career-high 82 points in his senior season, when he made 20 of 29 field goal tries (career-best 69.0%) and 22 of 26 PATs (84.6%)...Rushed for 52 yards on 5 career attempts...Added 13 tackles (9 solo).

OFF-THE-FIELD ACTIVITY

- » Attended The Giants Foundation Golf Classic which raised over \$400,000 for The Giants Foundation...Met with members from the Wounded Warriors Project during their visit at the Quest Diagnostic Training Facility to watch practice and enjoy a day with the Giants... Collected toys from fans and distributed them to children at Valley Hospital for the holidays.

PERSONAL

- » Earned a degree in physical education from Arkansas-Pine Bluff... Native of Inverness, Scotland who moved to the United States as a teenager...Nicknamed "The Scottish Hammer" by his high school football coach...Grew up playing rugby and played for Highland Rugby Club, before attending and playing rugby for Merchiston Castle School in Edinburgh...Did not play football until midway through his senior season at Leonardtown High School in Md...Wants to play rugby professionally after his NFL career...Earned a full scholarship to Arkansas-Pine Bluff after a friend submitted his highlight tape without his knowledge after seeing a Facebook post looking for a kicker after Arkansas-Pine Bluff's had de-committed...Father, Colin, was a longtime member of the Royal Air Force.

JAMIE GILLAN'S NFL REGULAR SEASON PUNTING STATISTICS

DATE	TEAM	GP	NO.	YDS.	AVG.	OPP. RET.	YDS.	NET YDS.	AVG.	TB	IN20	LG	BK
2019	Browns	16	63	2,913	46.2	20	151	2,662	41.6	5	28	71	1
2020	Browns	16	51	2,244	44.0	25	229	1,955	38.3	3	14	59	0
2021	Browns	12	42	1,842	43.9	30	162	1,660	39.5	1	15	65	0
Went from Cleveland to Buffalo .													
2021	Bills	0	0	0	0.0	0	0	0	0.0	0		0	0
2021	TOTAL	12	42	1,842	43.9	30	162	1,660	39.5	1	15	65	0
2022	Giants	17	74	3,463	46.8	28	277	3,006	40.1	9	26	69	1
2023	Giants	13	76	3,526	46.4	32	161	3,285	43.2	4	28	74	0
NFL TOTALS		74	306	13,988	45.7	135	980	12,568	40.8	22	111	74	2

JAMIE GILLAN'S NFL POSTSEASON PUNTING STATISTICS

DATE	TEAM	GP	NO.	YDS.	AVG.	OPP. RET.	YDS.	NET YDS.	AVG.	TB	IN20	LG	BK
2020	Browns	2	7	293	41.9	3	24	269	38.4	0	3	48	0
2021	Bills	0	0	0	0.0	0	0	0	0.0	0		0	0
2022	Giants	2	7	306	43.7	1	0	306	43.7	0	2	48	0
NFL TOTALS		4	14	599	42.8	4	24	575	41.1	0	5	48	0

Additional statistics: 2019 – 2 kickoffs; 2020 – one kickoff, one field goal attempt (61 yards, short), one rushing attempt for minus-2 yards; 2021 – one rushing attempt for zero yards, one fumble recovery.

SINGLE-GAME HIGHS: PUNTER

Punts 13 vs. New York Jets, Oct 29, 2023
 8 vs. New England Patriots, Nov 26, 2023
 8 vs. Washington Commanders, Oct 22, 2023
 8 vs. Pittsburgh Steelers, Nov 14, 2019
 7 at Washington Commanders, Nov 19, 2023
 ...4 more at 7.

Gross Punting Yards 549 vs. New York Jets, Oct 29, 2023
 397 at San Francisco 49ers, Oct 07, 2019
 395 vs. Washington Commanders, Oct 22, 2023
 366 vs. Pittsburgh Steelers, Nov 14, 2019
 363 vs. New England Patriots, Nov 26, 2023

Gross Punting Avg 61.0 vs. Seattle Seahawks, Oct 13, 2019
 56.7 at San Francisco 49ers, Oct 07, 2019
 54.6 vs. Chicago Bears, Oct 02, 2022
 54.5 vs. Las Vegas Raiders, Nov 01, 2020
 53.7 at Seattle Seahawks, Oct 30, 2022

Net Punting Yards 529 vs. New York Jets, Oct 29, 2023
 362 vs. Washington Commanders, Oct 22, 2023
 345 at San Francisco 49ers, Oct 07, 2019
 322 vs. New England Patriots, Nov 26, 2023
 321 at Dallas Cowboys, Nov 12, 2023

Net Punting Avg 51.5 at Cincinnati Bengals, Dec 29, 2019
 49.8 at Buffalo Bills, Oct 15, 2023
 49.3 at San Francisco 49ers, Oct 07, 2019
 49.0 at San Francisco 49ers, Sep 21, 2023
 49.0 vs. Arizona Cardinals, Oct 17, 2021

Longest Punts 74 vs. New England Patriots, Nov 26, 2023
 71 at San Francisco 49ers, Oct 07, 2019
 69 at Seattle Seahawks, Oct 30, 2022
 69 at Tennessee Titans, Sep 11, 2022
 67 vs. Carolina Panthers, Sep 18, 2022

Inside the 20 5 vs. New York Jets, Oct 29, 2023
 5 at Tennessee Titans, Sep 11, 2022
 5 at New York Jets, Sep 16, 2019
 4 vs. New England Patriots, Nov 26, 2023
 ...2 more at 4.

Rush Attempts 1 at Kansas City Chiefs, Sep 12, 2021
 1 at Baltimore Ravens, Sep 13, 2020

Special Teams Tackles 1 at Baltimore Ravens, Nov 28, 2021
 1 at Cincinnati Bengals, Nov 07, 2021
 1 vs. Pittsburgh Steelers, Oct 31, 2021
 ...1 more at 1.

SINGLE-GAME HIGHS - POSTSEASON: PUNTER

Punts 5 at Philadelphia Eagles, Jan 21, 2023
 5 at Pittsburgh Steelers, Jan 10, 2021
 2 at Minnesota Vikings, Jan 15, 2023
 2 at Kansas City Chiefs, Jan 17, 2021

Gross Punting Yards 216 at Philadelphia Eagles, Jan 21, 2023
 198 at Pittsburgh Steelers, Jan 10, 2021
 95 at Kansas City Chiefs, Jan 17, 2021
 90 at Minnesota Vikings, Jan 15, 2023

Gross Punting Avg 43.2 at Philadelphia Eagles, Jan 21, 2023
 39.6 at Pittsburgh Steelers, Jan 10, 2021

Net Punting Yards 216 at Philadelphia Eagles, Jan 21, 2023
 182 at Pittsburgh Steelers, Jan 10, 2021
 90 at Minnesota Vikings, Jan 15, 2023
 87 at Kansas City Chiefs, Jan 17, 2021

Net Punting Avg 43.2 at Philadelphia Eagles, Jan 21, 2023
 36.4 at Pittsburgh Steelers, Jan 10, 2021

Longest Punts 48 at Philadelphia Eagles, Jan 21, 2023
 48 at Kansas City Chiefs, Jan 17, 2021
 47 at Minnesota Vikings, Jan 15, 2023
 46 at Pittsburgh Steelers, Jan 10, 2021

Inside the 20 2 at Pittsburgh Steelers, Jan 10, 2021
 1 at Philadelphia Eagles, Jan 21, 2023
 1 at Minnesota Vikings, Jan 15, 2023
 1 at Kansas City Chiefs, Jan 17, 2021

2022 GAME-BY-GAME REGULAR-SEASON STATISTICS (GIANTS)

DATE	OPPONENT		NO.	YDS.	AVG.	OPP. RET.	YDS.	NET YDS.	AVG	TB	IN20	LG	BK	W/L/T	SCORE
09/11	at Titans	P	6	309	51.5	4	62	247	41.2	0	5	69	0	W	21-20
09/18	Panthers	P	5	253	50.6	2	17	216	43.2	1	0	67	0	W	19-16
09/26	Cowboys	P	3	135	45.0	1	28	107	35.7	0	1	55	0	L	16-23
10/02	Bears	P	5	273	54.6	2	19	214	42.8	2	0	59	0	W	20-12
10/09	at Packers	P	2	100	50.0	1	11	89	44.5	0	0	58	0	W	27-22
10/16	Ravens	P	4	185	46.3	1	12	173	43.3	0	2	60	0	W	24-20
10/23	at Jaguars	P	2	80	40.0	0	0	60	30.0	1	0	46	0	W	23-17
10/30	at Seahawks	P	6	322	53.7	2	16	286	47.7	1	2	69	0	L	13-27
11/13	Texans	P	6	242	40.3	3	17	205	34.2	1	1	49	0	W	24-16
11/20	Lions	P	4	153	38.3	0	0	153	38.3	0	2	51	0	L	18-31
11/24	at Cowboys	P	4	193	48.3	0	0	153	38.3	2	1	49	0	L	20-28
12/04	Commanders	P	7	324	46.3	4	25	299	42.7	0	3	59	0	T	20-20
12/11	Eagles	P	5	241	48.2	4	29	212	42.4	0	3	52	0	L	22-48
12/18	at Commanders	P	5	213	42.6	1	4	209	41.8	0	3	56	0	W	20-12
12/24	at Vikings	P	3	129	43.0	1	7	122	30.5	0	3	61	1	L	24-27
01/01	Colts	P	1	47	47.0	0	0	27	27.0	1	0	47	0	W	38-10
01/08	at Eagles	P	6	264	44.0	2	30	234	39.0	0	0	54	0	L	16-22
2022 TOTALS			17	74	3,463	46.8	28	277	3,006	40.1	9	26	69	1	9-7-1

2023 GAME-BY-GAME REGULAR-SEASON STATISTICS (GIANTS)

DATE	OPPONENT		NO.	YDS.	AVG.	OPP. RET.	YDS.	NET YDS.	AVG	TB	IN20	LG	BK	W/L	SCORE
09/10	Cowboys	P	3	160	53.3	2	17	143	47.7	0	0	62	0	L	0-40
09/17	at Cardinals	P	3	111	37.0	1	0	111	37.0	0	1	42	0	W	31-28
09/21	at 49ers	P	6	316	52.7	3	22	294	49.0	0	1	60	0	L	12-30
10/02	Seahawks	P	5	268	53.6	1	23	225	45.0	1	2	61	0	L	3-24
10/08	at Dolphins	P	4	161	40.3	0	0	161	40.3	0	3	49	0	L	16-31
10/15	at Bills	P	4	202	50.5	1	3	199	49.8	0	2	64	0	L	9-14
10/22	Commanders	P	8	395	49.4	6	33	362	45.3	0	2	58	0	W	14-7
10/29	Jets	P	13	549	42.2	3	20	529	40.7	0	5	58	0	L	10-13+
11/05	at Raiders	P	4	169	42.3	1	6	163	40.8	0	1	48	0	L	6-30
11/12	at Cowboys	P	7	350	50.0	3	9	321	45.9	1	2	58	0	L	17-49
11/19	at Commanders	P	7	318	45.4	4	0	298	42.6	1	2	56	0	W	31-19
11/26	Patriots	P	8	363	45.4	4	21	322	40.3	1	4	74	0	W	10-7
12/11	Packers	P	4	164	41.0	3	7	157	39.3	0	3	50	0	W	24-22
2023 TOTALS			13	76	3,526	46.4	32	161	3,285	43.2	4	28	74	0	5-8

+ - Overtime

2022 GAME-BY-GAME POSTSEASON STATISTICS (GIANTS)

DATE	OPPONENT		NO.	YDS.	AVG.	OPP. RET.	YDS.	NET YDS.	AVG	TB	IN20	LG	BK	W/L	SCORE
01/15	at Vikings	P	2	90	45.0	1	0	90	45.0	0	1	47	0	W	31-24
01/21	at Eagles	P	5	216	43.2	0	0	216	43.2	0	1	48	0	L	7-38
2022 TOTALS			2	7	306	43.7	1	0	306	43.7	0	2	48	0	1-1



MARK GLOWINSKI

HEIGHT: 6-4
WEIGHT: 310
COLLEGE: WEST VIRGINIA
HOW ACQUIRED: FA-'22
NFL EXP.: 9TH YEAR
GIANTS EXP.: 2ND YEAR

G
64

TRANSACTIONS

- » Originally a 4th-round (134th pick overall) draft choice by the Seattle Seahawks in 2015...Released by Seattle on Dec. 16, 2017...Awarded off waivers to the Indianapolis Colts on Dec. 18, 2017...Signed as a free agent by the Giants on March 17, 2022.

CAREER HIGHLIGHTS

- » Has played in 120 regular-season games with 95 starts in 8 seasons with Seattle, Indianapolis and the Giants...Has started all 7 postseason games in which he played...Started 78 regular-season games at right guard and 17 at left guard...In the playoffs, started 5 games at right guard and 2 at left guard.
- » In his first season with the Giants in 2022, started 16 regular-season games and both Giants' postseason games at right guard...Was one of numerous starters who did not play at Philadelphia (1/8)...Glowinski was part of an offensive line that helped the Giants finish 4th in the NFL in rushing yardage with an average of 148.2 yards a game and 5th with 4.8 yards a carry, and was instrumental in Saquon Barkley rushing for a career-high 1,312 yards.
- » In his final season with the Colts in 2021, played in 16 games with 14 starts at right guard...Did not start vs. Tennessee (10/31) and the Jets (11/4)...Did not play at Arizona (12/25)...Part of an O-line that helped Jonathan Taylor lead the NFL with 1,811 rushing yards, 552 yards more than anyone else.
- » In 2020, started all 16 regular-season games and the AFC Wild Card Game at right guard...Helped Taylor rush for a franchise-record 253 yards vs. Jacksonville (1/3).
- » In 2019, started all 16 games at right guard and helped Marlon Mack become the first Colts 1,000-yard rusher since 2016.
- » In 2018, played in 11 regular-season games with 9 starts and started 2 postseason games at right guard...Made his first starts for Indianapolis at the Jets (10/14) and vs. Buffalo (10/21), the Colts' first back-to-back 200-yard rushing games since 1985...Part of an offensive line that did not allow a sack in 5 straight games, tying the 2008 Titans and 2010 Giants for the 3rd-longest streak since 1982.
- » In his final season in Seattle in 2017, played in 10 games with 2 starts at right tackle.
- » In 2016, started all 16 regular-season games and 2 postseason games at left guard for Seattle.
- » As a rookie in 2015, played in 10 games for Seattle, including a start at right guard in the season finale at Arizona (1/3)...Made his NFL debut at Cincinnati (10/11).

COLLEGE

- » Started all 25 games in which he played in 2 seasons at West Virginia...As a senior in 2014, named All-Big 12 first-team honors...Helped the Mountaineers average 228.2 rushing yards per game, which was the 2nd-most in the conference...Redshirted in 2012...Played at Lackawanna College in Scranton, Pa. from 2010-11.

OFF-THE-FIELD ACTIVITY

- » Attended The Giants Foundation Golf Classic which raised over \$400,000 for The Giants Foundation...Met with members from the Wounded Warriors Project during their visit at the Quest Diagnostic Training Facility to watch practice and enjoy a day with the Giants...Joined the NYPD to hand out turkeys and meal kits to members of the Bronx community.

PERSONAL

- » Mark and his wife have 2 daughters...Majored in multidisciplinary studies...3-year starter on offense and defense at G.A.R. Memorial High School in Wilkes-Barre, Pa....Helped lead the team to a 26-8 record...Earned Garrett Ford Academic Honor Roll recognition for his performance in the classroom.

MARK GLOWINSKI'S NFL REGULAR SEASON STATISTICS

DATE	TEAM	GP	GS
2015	Seahawks	10	1
2016	Seahawks	16	16
2017	Seahawks	10	2
Went from Seattle to Indianapolis .			
2017	Colts	0	0
2017	TOTAL	10	2
2018	Colts	11	9
2019	Colts	16	16
2020	Colts	16	16
2021	Colts	16	14
2022	Giants	16	16
2023	Giants	9	5
NFL TOTALS		120	95

MARK GLOWINSKI'S NFL POSTSEASON STATISTICS

DATE	TEAM	GP	GS
2015	Seahawks	0	0
2016	Seahawks	2	2
2018	Colts	2	2
2020	Colts	1	1
2022	Giants	2	2
NFL TOTALS		7	7

2023 GAME-BY-GAME REGULAR-SEASON STATISTICS (GIANTS)

DATE	OPPONENT	P/S	W/L	SCORE
09/10	Cowboys	S	L	0-40
09/17	at Cardinals	P	W	31-28
09/21	at 49ers		L	12-30
10/02	Seahawks	P	L	3-24
10/08	at Dolphins	S	L	16-31
10/15	at Bills	S	L	9-14
10/22	Commanders	S	W	14-7
10/29	Jets	S	L	10-13+
11/05	at Raiders		L	6-30
11/12	at Cowboys		L	17-49
11/19	at Commanders		W	31-19
11/26	Patriots	P	W	10-7
12/11	Packers	P	W	24-22
2023 TOTALS		9-5	5-8	

+ - Overtime



ERIC GRAY

RB

HEIGHT: 5-10
WEIGHT: 211
COLLEGE: OKLAHOMA
HOW ACQUIRED: D5-'23
NFL EXP.: R
GIANTS EXP.: R

20

TRANSACTIONS

- » Originally a 5th-round (172nd pick overall) draft choice by the Giants in 2023.

2023 SEASON HIGHLIGHTS

- » Recorded his first offensive carries of the season in Week 5 at Miami...Totaled 12 rushes for 25 yards.
- » Made his NFL debut primarily as a returner in Week 1 vs. Dallas.

CAREER HIGHLIGHTS

- » Played 2 years at Tennessee before transferring to Oklahoma for his final 2 seasons...Played 47 games played with 24 starts...Career totals included 549 rushing attempts for 3,089 yards (5.6-yard avg.) and 21 touchdowns, and 99 receptions for 827 yards (8.4-yard avg.) and 5 scores.
- » In 2022, started all 12 regular-season games before opting out of the Cheez-It Bowl...Recorded career-high totals with 213 rushing attempts for 1,336 yards and 11 touchdowns, plus 33 catches (for 229 yards, tying the 2nd-highest figure of his career)...All-Big 12 2nd-team selection...Academic All-Big 12 first-team honoree...One of 3 recipients of program's Don Key Award (presented for excellence on and off the field).
- » Produced the 9th-best single-season rushing total in Oklahoma history (1,366 yards) and rushed for 11 touchdowns on 213 carries...Led the Big 12 by averaging 6.4 yards-per-carry and was 2nd with 113.8 rushing yards a game...Had a conference-best 43 carries of at least 10 yards...Registered eight 100-yard rushing games and eclipsed 1,000 rushing yards for first time in his career...Reached 1,100-yard mark in 10 games (fastest by a Sooner since Adrian Peterson did it in 8 games in 2004)...Scored 2 touchdowns and ran for 163 yards on 28 carries at Texas Tech...Rushed for an OU career-best 211 yards and 2 scores at West Virginia...Rushed for 106 yards and 2 touchdowns and caught 8 passes for season-best 58 yards vs. Baylor...Tallied 176 rushing yards and 2 scores vs. Kansas.
- » In his first season at Oklahoma in 2021, played in all 13 games with 6 starts...Rushed for 412 yards and 2 touchdowns on 78 carries and added 23 receptions for 229 yards and 2 scores... Ran for a season-best 84 yards on 15 carries vs. Nebraska...Caught a 20-yard touchdown pass and ran for 74 yards on 9 carries vs. Western Carolina.
- » In 2020 at Tennessee, played in 9 games with 5 starts...Did not play in season finale vs. Texas A&M...Scored a team-high 6 touchdowns (4 rushing, 2 receiving)...Ranked 8th in the SEC with 772 rushing yards, on 157 carries (4.9 yard avg.)...Led Vols in rushing in 7 of his 9 games and surpassed 100 rushing yards in 4 contests...Ranked 2nd on team with 30 receptions for a career-high 254 yards...Rushed for a season-high 173 yards and one touchdown while finishing with a team-high 49 receiving yards at Auburn...Made first career start vs. Alabama and rushed 19 times for a team-high 57 yards.
- » As a freshman in 2019, was named to first-year SEC Academic Honor Roll...Played in all 13 games and led the team with 4 rushing touchdowns...Averaged 5.3 yards per carry and finished 2nd on the team with 539 rushing yards on 101 carries...Caught 13 passes for 115 yards and one touchdown...Combined for 366 total yards and 4 touchdowns over final 2 games vs. Indiana and Vanderbilt...Earned TaxSlayer Gator Bowl MVP honors after recording a game-high 120 all-purpose yards, recovering an onside kick and scoring the game-winning touchdown on a 16-yard run vs. vs. Indiana (1/2)...Named SEC Freshman of the Week after carrying 25 times for a career-high 246 yards and 3 touchdowns vs. Vanderbilt (11/30)...His 246 rushing yards vs. Commodores were the most by an SEC player on the year, most ever by a Tennessee true freshman and 5th-most in program history...Scored on a 94-yard run that was 2nd-longest rush in school history.

PERSONAL

- » Majored in kinesiology at Tennessee and multidisciplinary studies at Oklahoma...Attended Lausanne Collegiate School in Memphis...Played in 2019 All-American Bowl...Tennessee Mr. Football winner in 2016, 2017 and 2018 (first 3-time honoree)...Two-time Tennessee Gatorade Player of the Year (2017 and 2018) and 2-time Memphis Commercial Appeal Offensive Player of the Year (2016 and 2017)...Led Lausanne to Division II-AA state titles as a sophomore and junior (2016 and 2017)...Set Tennessee state record with 138 career touchdowns...As a senior, rushed 241 times for 2,499 yards and 40 touchdowns and led Lausanne to state semifinals with an 11-1 record...As a junior, had 323 carries for 3,151 yards and 45 touchdowns and led the team to a 13-0 record...Also had 268 receiving yards and 3 scores...Totaled 281 yards and 5 rushing touchdowns (39, 35, 19, 12 and 44 yards) in 41-13 state title-game win in 2017...In 2016, totaled 2,251 rushing yards and 38 touchdowns for a team that finished 14-0...Scored the game-winning touchdown on a 5-yard run with 2:35 left in the 2016 state championship game.
- » Enrolled at Tennessee in January 2019...Father (Eric) played running back at Tennessee State from 1985-87 and was his running backs coach in high school...Uncle (Maurice Hall) played running back at Ohio State from 2001-04...Served as a middle school math tutor and raised money for Touchdowns Against Cancer (St. Jude Children's Research Hospital initiative)...Also ran track (sprinter) his first 3 years at Lausanne, setting career bests of 11.32 in the 100 meters and 23.94 in the 200 meters. Held a 3.5 GPA in high school.

ERIC GRAY'S NFL REGULAR SEASON RUSHING/RECEIVING STATISTICS

DATE	TEAM	GP	GS	RUSHING					RECEIVING				
				NO.	YDS.	AVG.	LG	TD	NO.	YDS.	AVG.	LG	TD
2023	Giants	9	0	13	27	2.1	8	0	1	1	1.0	1	0
NFL TOTALS		9	0	13	27	2.1	8	0	1	1	1.0	1	0

ERIC GRAY'S NFL REGULAR SEASON RETURN STATISTICS

DATE	TEAM	KICKOFF RETURNS					PUNT RETURNS					
		RET.	YDS.	AVG.	LG	TD	NO.	FC	YDS.	AVG.	LG	TD
2023	Giants	4	58	14.5	20	0	7	5	28	4.0	14	0
NFL TOTALS		4	58	14.5	20	0	7	5	28	4.0	14	0

SINGLE-GAME HIGHS: RUSHING/RECEIVING

Rush Attempts 12 at Miami Dolphins, Oct 08, 2023
Rushing Yards 25 at Miami Dolphins, Oct 08, 2023
Rushing Average 2.1 at Miami Dolphins, Oct 08, 2023
Longest Runs 8 at Miami Dolphins, Oct 08, 2023
 5 at Miami Dolphins, Oct 08, 2023
 4 at Miami Dolphins, Oct 08, 2023
 3 at Miami Dolphins, Oct 08, 2023
 3 at Miami Dolphins, Oct 08, 2023
 ...1 more at 3.

Receiving Yards 1 at Miami Dolphins, Oct 08, 2023
Longest Receptions 1 at Miami Dolphins, Oct 08, 2023
All-Purpose Yards 46 at Miami Dolphins, Oct 08, 2023
 19 vs. Seattle Seahawks, Oct 02, 2023
 19 at San Francisco 49ers, Sep 21, 2023
 14 at Arizona Cardinals, Sep 17, 2023
 7 at Buffalo Bills, Oct 15, 2023
 ...1 more at 7.


Kickoff Returns 1 vs. Seattle Seahawks, Oct 02, 2023
 1 at San Francisco 49ers, Sep 21, 2023
Kickoff Return Yards 19 vs. Seattle Seahawks, Oct 02, 2023
 16 at San Francisco 49ers, Sep 21, 2023
Longest Kickoff Return 20 at Miami Dolphins, Oct 08, 2023
 19 vs. Seattle Seahawks, Oct 02, 2023
 16 at San Francisco 49ers, Sep 21, 2023
 3 at Buffalo Bills, Oct 15, 2023
Fair Catches 1 vs. Washington Commanders, Oct 22, 2023
 1 at Buffalo Bills, Oct 15, 2023
 1 at Miami Dolphins, Oct 08, 2023
 ...2 more at 1.

Punt Return Yards 14 at Arizona Cardinals, Sep 17, 2023
 7 vs. Dallas Cowboys, Sep 10, 2023
 4 at Buffalo Bills, Oct 15, 2023
 3 at San Francisco 49ers, Sep 21, 2023
Longest Punt Return 14 at Arizona Cardinals, Sep 17, 2023
 7 vs. Dallas Cowboys, Sep 10, 2023
 4 at Buffalo Bills, Oct 15, 2023
 3 at San Francisco 49ers, Sep 21, 2023
 2 at Buffalo Bills, Oct 15, 2023
Punt Returns 1 vs. Seattle Seahawks, Oct 02, 2023
 1 at San Francisco 49ers, Sep 21, 2023
 1 at Arizona Cardinals, Sep 17, 2023
 ...1 more at 1.

2023 GAME-BY-GAME REGULAR-SEASON STATISTICS (GIANTS)

DATE	OPPONENT	P/S	RUSHING					RECEIVING					W/L	SCORE
			NO.	YDS.	AVG.	LG	TD	NO.	YDS.	AVG.	LG	TD		
09/10	Cowboys	P	0	0	0.0	0	0	0	0	0.0	0	0	L	0-40
09/17	at Cardinals	P	0	0	0.0	0	0	0	0	0.0	0	0	W	31-28
09/21	at 49ers	P	0	0	0.0	0	0	0	0	0.0	0	0	L	12-30
10/02	Seahawks	P	0	0	0.0	0	0	0	0	0.0	0	0	L	3-24
10/08	at Dolphins	P	12	25	2.1	8	0	1	1	1.0	1	0	L	16-31
10/15	at Bills	P	1	2	2.0	2	0	0	0	0.0	0	0	L	9-14
10/22	Commanders	P	0	0	0.0	0	0	0	0	0.0	0	0	W	14-7
10/29	Jets												L	10-13+
11/05	at Raiders												L	6-30
11/12	at Cowboys												L	17-49
11/19	at Commanders												W	31-19
11/26	Patriots	P	0	0	0.0	0	0	0	0	0.0	0	0	W	10-7
12/11	Packers	P	0	0	0.0	0	0	0	0	0.0	0	0	W	24-22
2023 TOTALS		9-0	13	27	2.1	8	0	1	1	1.0	1	0	5-8	

+ - Overtime



SEAN HARLOW

HEIGHT: 6-4
WEIGHT: 298
COLLEGE: OREGON STATE
HOW ACQUIRED: FA-'23
NFL EXP.: 3RD YEAR
GIANTS EXP.: 1ST YEAR

C
65

TRANSACTIONS

- » Originally a 4th-round (136th pick overall) draft choice by the Atlanta Falcons in 2017...Released on Sept. 1, 2018, and signed to the Indianapolis Colts' practice squad on Sept. 10, 2018... Released on Oct. 18, 2018 and signed to Atlanta's practice squad on Oct. 23, 2018...Signed to a reserve/future contract by Atlanta on Dec. 31, 2018...Released by the Falcons on Aug. 31, 2019, and signed to their practice squad on Sept. 1, 2019...Elevated to the Falcons' active roster on Nov. 9, 2019...Released on Nov. 23, 2019 and re-signed to Atlanta's practice squad on Nov. 25, 2019...Elevated to the Falcons' active roster on Dec. 20, 2019...Released by the Falcons on Sept. 5, 2020 and signed to their practice squad on Sept. 6, 2020...Elevated to Atlanta's active roster on Dec. 26, 2020...Signed to a reserve/future contact by the Arizona Cardinals on Jan. 6, 2021...Released by the Cardinals on Aug. 31, 2021 and signed to their practice squad on Sept. 1, 2021...Signed to the Cardinals' active roster on Sept. 25, 2021...Signed as a free agent by the Giants on Aug. 1, 2023.

CAREER HIGHLIGHTS

- » Harlow has played in 39 regular-season games with 8 starts – 3 at center and 5 at left guard – for Atlanta and Arizona...Also played in one postseason game.
- » In 2022, played in all 17 regular-season games for the Cardinals with 3 starts – at left guard vs. Kansas City (9/11) and at center vs. Philadelphia (10/9) and at Seattle (10/16).
- » In 2021, played in 15 games with a career-high 5 starts, his first in the NFL...Made his Arizona debut at left guard at Jacksonville (9/26)...Started for the first time, at center, vs. Green Bay (10/28) ... Replaced injured offensive lineman Justin Pugh at left guard and injured long snapper Aaron Brewer at San Francisco 49ers (11/7)...Made the first of 4 consecutive starts at left guard vs. Carolina (11/14)...Started and played every snap at Seattle (11/21) and at Chicago (12/5)...Also started vs. the Rams (12/13)...made his playoff debut in the NFC Wild Card Game at the Rams (1/17).
- » In 2020, spent the entire season on Atlanta's practice squad and did not play in a regular-season game.
- » In 2019, played in one game for the Falcons, Nov. 17 at Carolina.

COLLEGE

- » Started 37 games at Oregon State...As a senior in 2016, played in 9 games and earned 2nd-team All PAC-12 honors and served as a team captain...Helped the Beavers set a single-season school record with 5.2 yards per carry...In 2015, started all 7 games he played in prior to suffering a season-ending leg injury as a junior...Started a total of 21 games in his freshman and sophomore seasons.

PERSONAL

- » Attended San Clemente (Calif.) High School, where he earned All-CIF, all-county and All-South Coast League honors as a junior and senior...Earned Cal-HI Sports first team All-State honors...Played in the Semper Fidelis All-America Bowl and earned PrepStar All-West Region honors...His father, Pat, was selected 11th overall by the New England Patriots in the 1991 NFL Draft and played 8 seasons with New England and Oakland.

SEAN HARLOW'S NFL REGULAR SEASON STATISTICS

DATE	TEAM	GP	GS
2017	Falcons	0	0
2018	Bengals	0	0
Went from Cincinnati to Indianapolis .			
2018	Colts	0	0
Went from Indianapolis to Atlanta .			
2018	Falcons	0	0
2018	TOTAL	0	0
2019	Falcons	1	0
2020	Falcons	0	0
2021	Cardinals	15	5
2022	Cardinals	17	3
2023	Cowboys	1	0
Went from Dallas to N.Y. Giants .			
2023	Giants	5	0
2023	TOTAL	6	0
NFL TOTALS		39	8

SEAN HARLOW'S NFL POSTSEASON STATISTICS

DATE	TEAM	GP	GS
2017	Falcons	0	0
2021	Cardinals	1	0
NFL TOTALS		1	0

2023 GAME-BY-GAME REGULAR-SEASON STATISTICS (COWBOYS/GIANTS)

DATE	OPPONENT	P/S		W/L	SCORE
09/10	at Giants		PRACTICE SQUAD	W	40-0
09/17	Jets		PRACTICE SQUAD	W	30-10
09/24	at Cardinals	P		L	16-28
10/01	Patriots		PRACTICE SQUAD	W	38-3
10/08	at 49ers		PRACTICE SQUAD	L	10-42
10/16	at Chargers		PRACTICE SQUAD	W	20-17
10/22	Commanders		Went from Cowboys to Giants . DID NOT PLAY (NON-INJURY)	W	14-7
10/29	Jets	P		L	10-13+
11/05	at Raiders		ON INACTIVE LIST	L	6-30
11/12	at Cowboys	P		L	17-49
11/19	at Commanders	P		W	31-19
11/26	Patriots	P		W	10-7
12/11	Packers	P		W	24-22
2023 TOTALS		6-0		8-5	

+ - Overtime



TRE HAWKINS III

CB

HEIGHT: 6-3
 WEIGHT: 195
 COLLEGE: OLD DOMINION
 HOW ACQUIRED: D6-'23
 NFL EXP.: R
 GIANTS EXP.: R

37

TRANSACTIONS

- » Originally a 6th-round (209th pick overall) draft choice by the Giants in 2023.

2023 SEASON HIGHLIGHTS

- » Has totaled 29 tackles (19 solo) and 1 pass defensed through 13 games played with 3 starts.
- » Made his NFL and starting debut in Week 1 vs. Dallas...Recorded 7 tackles, which tied for 2nd in total tackles among all NFL rookies...Was one of only 3 rookies drafted in the sixth round or later to start in Week 1.

CAREER HIGHLIGHTS

- » Played 2 seasons at Trinity Valley Community College in Texas before spending his final 3 years at Old Dominion, which canceled its 2020 season due to the pandemic...In 2021-22, started all 25 games in which he played and recorded 133 tackles (98 solo), 5 stops for loss, 2 interceptions, 13 pass breakups, 3 forced fumbles and 3 fumble recoveries.
- » In 2022, started all 12 games at cornerback...Finished 4th on the team with 57 tackles (44 solo)...Tied for the team lead with 2 interceptions and was 2nd on the squad with 6 pass breakups...Tied for the Sun Belt Conference lead with 3 fumbles recovered, forced 2 and blocked one kick...Had 7 tackles, including one for loss, at East Carolina...Recorded 7 tackles and intercepted a pass vs. Liberty...Registered 4 tackles, recovered one fumble and had an interception at Georgia State...Tallied 10 tackles, forced and recovered a fumble at Coastal Carolina...Named Sun Belt Defensive Player of the Week.
- » In 2021, started all 13 games at cornerback...Recorded 76 tackles (54 solo), 4 stops for loss and 7 pass breakups...The 76 tackles are the most in a single season by an ODU cornerback...Had a career-high 9 tackles, including 3 for loss, at Wake Forest...Collected 8 tackles vs. Florida Atlantic...Registered 6 tackles and half a tackle for loss in the Myrtle Beach Bowl vs. Tulsa.
- » In 2019, played in 8 games at Trinity Valley Community College...Finished with 26 tackles (11 solo), 2.5 tackles for loss and 4 pass breakups.
- » In 2018, played in 9 games for Trinity Valley and had 18 tackles (13 solo), including one for loss, one pass breakup and one forced fumble.

PERSONAL

- » Sport management major...Recorded 60 tackles, 7 pass breakups and 2 interceptions as a senior at Temple (Texas) High School...Helped Temple to a berth in the regional final...Also a standout sprinter on the track team...Son of Tausha Jackson.

TRE HAWKINS III'S NFL REGULAR SEASON DEFENSIVE STATISTICS

DATE	TEAM	GP	GS	TACKLES								INTERCEPTIONS					O. FUMB				ST				MISC							
				TK	S	A	TFL	YDS	SK	YDS	QBH	NO	YDS	LG	TD	PD	FF	FR	TD	YDS	TK	S	A	FF	FR	S	A					
2023	Giants	13	3	29	19	10	0	0	0.0	0.0	0	0	0	0	0	0	1	0	0	0	0	0	0	0	0	0	0	0	0	0	0	0
NFL TOTALS		13	3	29	19	10	0	0	0.0	0.0	0	0	0	0	0	1	0	0	0	0	0	0	0	0	0	0	0	0	0	0	0	

SINGLE-GAME HIGHS: DEFENSIVE

Total Tackles 7 vs. Dallas Cowboys, Sep 10, 2023
 6 at Washington Commanders, Nov 19, 2023
 6 at San Francisco 49ers, Sep 21, 2023
 4 vs. Washington Commanders, Oct 22, 2023
 2 at Buffalo Bills, Oct 15, 2023
 ...1 more at 2.

Solo Tackles 5 vs. Dallas Cowboys, Sep 10, 2023
 4 at Washington Commanders, Nov 19, 2023
 3 vs. Washington Commanders, Oct 22, 2023
 2 at Miami Dolphins, Oct 08, 2023
 2 at San Francisco 49ers, Sep 21, 2023

2023 GAME-BY-GAME REGULAR-SEASON STATISTICS (GIANTS)

DATE	OPPONENT	P/S	TACKLES								INTERCEPTIONS					O. FUMB				ST				MISC		W/L	SCORE
			TK	S	A	SK	YDS	TFL	YDS	QBH	NO	YDS	LG	TD	PD	FF	FR	TD	YDS	TK	S	A	FF	FR	S		
09/10	Cowboys	S	7	5	2	0.0	0.0	0	0	0	0	0	0	0	0	0	0	0	0	0	0	0	0	0	0	L	0-40
09/17	at Cardinals	P	1	1	0	0.0	0.0	0	0	0	0	0	0	0	0	0	0	0	0	0	0	0	0	0	W	31-28	
09/21	at 49ers	P	6	2	4	0.0	0.0	0	0	0	0	0	0	0	0	0	0	0	0	0	0	0	0	0	L	12-30	
10/02	Seahawks	P	0	0	0	0.0	0.0	0	0	0	0	0	0	0	0	0	0	0	0	0	0	0	0	0	L	3-24	
10/08	at Dolphins	P	2	2	0	0.0	0.0	0	0	0	0	0	0	0	0	0	0	0	0	0	0	0	0	0	L	16-31	
10/15	at Bills	P	2	1	1	0.0	0.0	0	0	0	0	0	0	0	0	0	0	0	0	0	0	0	0	0	L	9-14	
10/22	Commanders	S	4	3	1	0.0	0.0	0	0	0	0	0	0	1	0	0	0	0	0	0	0	0	0	0	W	14-7	
10/29	Jets	P	0	0	0	0.0	0.0	0	0	0	0	0	0	0	0	0	0	0	0	0	0	0	0	0	L	10-13+	
11/05	at Raiders	P	0	0	0	0.0	0.0	0	0	0	0	0	0	0	0	0	0	0	0	0	0	0	0	0	L	6-30	
11/12	at Cowboys	P	1	1	0	0.0	0.0	0	0	0	0	0	0	0	0	0	0	0	0	0	0	0	0	0	L	17-49	
11/19	at Commanders	S	6	4	2	0.0	0.0	0	0	0	0	0	0	0	0	0	0	0	0	0	0	0	0	0	W	31-19	
11/26	Patriots	P	0	0	0	0.0	0.0	0	0	0	0	0	0	0	0	0	0	0	0	0	0	0	0	0	W	10-7	
12/11	Packers	P	0	0	0	0.0	0.0	0	0	0	0	0	0	0	0	0	0	0	0	0	0	0	0	0	W	24-22	
2023 TOTALS		13-3	29	19	10	0.0	0.0	0	0	0	0	0	0	1	0	0	0	0	0	0	0	0	0	0	5-8		

+ - Overtime

HAWKINS III'S COLLEGE DEFENSIVE STATISTICS

DATE	TEAM	GP	GS	TACKLES			TFL	SK	INTERCEPTIONS			FUMBLES		
				S	A	TOT			NO	TD	PD	FF	FR	
2021	Old Dominion	13	13	54	22	76	4.0	0.0	0	0	7	1	0	
2022	Old Dominion	12	12	44	13	57	1.0	0.0	2	0	6	2	3	
COLLEGE TOTALS		25	25	98	35	133	5.0	0.0	2	0	13	3	3	



ISAIAH HODGINS

WR

18

HEIGHT: 6-3
WEIGHT: 200
COLLEGE: OREGON STATE
HOW ACQUIRED: W(BUF)-'22
NFL EXP.: 3RD YEAR
GIANTS EXP.: 2ND YEAR

TRANSACTIONS

- » Originally a 6th-round (207th pick overall) draft choice by the Buffalo Bills in 2020...Released by Buffalo on Aug. 31, 2021...Signed to Buffalo's practice squad on Sept. 1, 2021...Elevated to Buffalo's active roster on Dec. 24, 2021...Signed to Buffalo's active roster on Jan. 24, 2022...Released by Buffalo on Aug. 30, 2022...Signed to Buffalo's practice squad on Aug. 31, 2022...Elevated to Buffalo's active roster on Oct. 8, 2022...Released by Buffalo on Nov. 1, 2022...Awarded off waivers to the Giants on Nov. 2, 2022.

2023 SEASON HIGHLIGHTS

- » Recorded 2 catches for 22 yards and 1 touchdown in the 24-22 win over Green Bay (12/11).
- » Caught a 12-yard touchdown from quarterback Tommy DeVito in the 10-7 win over New England (11/26).
- » Hauled in 4 catches for 40 yards (10.0 avg.) and 1 touchdown in the Week 2 win vs. Arizona (9/17).

CAREER HIGHLIGHTS

- » Has played in 24 regular season games with 13 starts for Buffalo and the Giants and started both Giants' postseason games in which he played...Career totals include 54 receptions for 568 yards (10.5-yard avg.) and 7 touchdowns in the regular season and 9 catches for 108 yards (12.0-yard avg.) and one touchdown in the playoffs.
- » In 2022, played in 11 games with 6 starts for Buffalo and the Giants...Totaled 37 receptions for 392 yards and 4 touchdowns, including 33 catches for 351 yards and all his scores for the Giants...His 4 touchdown receptions tied Richie James for the team lead...Scored 4 touchdowns in his last 5 regular-season games.
- » Caught 2 passes for 41 yards, with a long of 26 yards, in his Giants debut, vs. Houston (11/13)...Scored his first career touchdown on a 6-yard pass from Daniel Jones and added 4 more catches vs. Washington (12/4)...Had 4 receptions for 38 yards, including a 2-yard touchdown, vs. Philadelphia (12/11).
- » Posted career-high totals of 8 catches for 89 yards and scored on a 7-yard pass at Minnesota (12/24)...Followed with 4 receptions for 42 yards, including a 6-yard touchdown, vs. Indianapolis (1/1).
- » In the NFC Wild Card Game at Minnesota (1/15), led the Giants with 8 receptions for a career-high 109 yards...Hodgins was the first Giants receiver to exceed 100 yards in a postseason game since Hakeem Nicks had 109 on 10 catches in the Giants' Super Bowl XLVI victory against New England on Feb. 5, 2012...Caught one pass for 3 yards in the divisional round at Philadelphia (1/23).
- » Also played in 2 games for Buffalo in 2022 and caught his first 4 career passes for 41 yards vs. Pittsburgh (10/9).
- » As a rookie in 2021, played in one game for Buffalo...Made his NFL debut at New England, where he played 4 offensive snaps (12/26).

COLLEGE

- » Played in 34 games in 3 seasons at Oregon State, where he caught 176 passes for 2,322 yards (13.2-yard avg.) and 20 touchdowns (tied for the 2nd-most in school history)...Had 8 career 100-yard receiving games...As a junior in 2019, caught 86 passes for 1,171 yards (13.6-yard avg.) and 13 touchdowns to record the 2nd-most touchdown catches by a Beaver in a single season...Earned 2nd-team All-Pac 12 honors...As a sophomore, named honorable mention All-Pac as OSU's leading receiver, catching 59 passes for 876 yards (14.8-yard avg.) and 5 touchdowns...His 14 receptions against Nevada in 2018 are tied for the most in a single game by an Oregon State player, equaling Mike Hass (2004) and Brandin Cooks (2001)...As a freshman, caught 31 passes for 275 yards (8.9-yard avg.) and 2 touchdowns...Caught the game-winning touchdown in the 4th quarter against Portland State.

OFF-THE-FIELD ACTIVITY

- » Met with members from the Wounded Warriors Project during their visit at the Quest Diagnostic Training Facility to watch practice and enjoy a day with the Giants.

PERSONAL

- » Married to Maya and has a son, Isaiah Hodgins Jr., and a daughter, Selah, born this year...Son of James and Stephanie Hodgins...Has 2 brothers and one sister...His brother, Isaac, is a defensive lineman at Oregon State...His dad was an 8-year NFL veteran, playing fullback for the Rams, Cardinals and Jets...Favorite athlete is Kobe Bryant.

ISAIAH HODGINS' NFL REGULAR SEASON RUSHING/RECEIVING STATISTICS

DATE	TEAM	GP	GS	RECEIVING					RUSHING					
				NO.	YDS.	AVG.	LG	TD	NO.	YDS.	AVG.	LG	TD	
2020	Bills	0	0	0	0	0.0	0	0	0	0	0	0.0	0	0
2021	Bills	1	0	0	0	0.0	0	0	0	0	0	0.0	0	0
2022	Bills	2	0	4	41	10.3	26	0	0	0	0	0.0	0	0
Went from Buffalo to N.Y. Giants.														
2022	Giants	9	6	33	351	10.6	29	4	0	0	0.0	0	0	0
2022	TOTAL	11	6	37	392	10.6	29	4	0	0	0.0	0	0	0
2023	Giants	13	8	17	176	10.4	24	3	0	0	0.0	0	0	0
NFL TOTALS		25	14	54	568	10.5	29	7	0	0	0.0	0	0	0

ISAIAH HODGINS' NFL POSTSEASON RUSHING/RECEIVING STATISTICS

DATE	TEAM	GP	GS	RECEIVING					RUSHING					
				NO.	YDS.	AVG.	LG	TD	NO.	YDS.	AVG.	LG	TD	
2020	Bills	0	0	0	0	0.0	0	0	0	0	0	0.0	0	0
2021	Bills	0	0	0	0	0.0	0	0	0	0	0	0.0	0	0
2022	Giants	2	2	9	108	12.0	32	1	0	0	0.0	0	0	0
NFL TOTALS		2	2	9	108	12.0	32	1	0	0	0.0	0	0	0

SINGLE-GAME HIGHS: RECEIVING

Receptions 8 at Minnesota Vikings, Dec 24, 2022
 5 vs. Washington Commanders, Dec 04, 2022
 4 at Arizona Cardinals, Sep 17, 2023
 4 vs. Indianapolis Colts, Jan 01, 2023
 4 at Washington Commanders, Dec 18, 2022
 4 vs. Philadelphia Eagles, Dec 11, 2022
 ...1 more at 4.

Receiving Yards 89 at Minnesota Vikings, Dec 24, 2022
 44 vs. Washington Commanders, Dec 04, 2022
 42 vs. Indianapolis Colts, Jan 01, 2023
 41 vs. Houston Texans, Nov 13, 2022
 41 vs. Pittsburgh Steelers, Oct 09, 2022

Receiving Average 11.1 at Minnesota Vikings, Dec 24, 2022
 10.5 vs. Indianapolis Colts, Jan 01, 2023
 10.3 at Dallas Cowboys, Nov 24, 2022
 10.3 vs. Pittsburgh Steelers, Oct 09, 2022
 10.0 at Arizona Cardinals, Sep 17, 2023

Longest Receptions 29 at Minnesota Vikings, Dec 24, 2022
 26 vs. Houston Texans, Nov 13, 2022
 26 vs. Pittsburgh Steelers, Oct 09, 2022
 24 vs. Dallas Cowboys, Sep 10, 2023
 20 vs. Detroit Lions, Nov 20, 2022
 19 vs. Indianapolis Colts, Jan 01, 2023
 ...1 more at 19.

Receiving TDs 1 vs. Green Bay Packers, Dec 11, 2023
 1 vs. New England Patriots, Nov 26, 2023
 1 at Arizona Cardinals, Sep 17, 2023
 1 vs. Indianapolis Colts, Jan 01, 2023
 ...3 more at 1.

All-Purpose Yards 89 at Minnesota Vikings, Dec 24, 2022
 44 vs. Washington Commanders, Dec 04, 2022
 42 vs. Indianapolis Colts, Jan 01, 2023
 41 vs. Houston Texans, Nov 13, 2022
 41 vs. Pittsburgh Steelers, Oct 09, 2022

Most TDs 1 vs. Green Bay Packers, Dec 11, 2023
 1 vs. New England Patriots, Nov 26, 2023
 1 at Arizona Cardinals, Sep 17, 2023
 1 vs. Indianapolis Colts, Jan 01, 2023
 ...3 more at 1.

SINGLE-GAME HIGHS - POSTSEASON: RECEIVING

Receptions 8 at Minnesota Vikings, Jan 15, 2023
Receiving Yards 105 at Minnesota Vikings, Jan 15, 2023
Receiving Average 13.1 at Minnesota Vikings, Jan 15, 2023

Longest Receptions 32 at Minnesota Vikings, Jan 15, 2023
 19 at Minnesota Vikings, Jan 15, 2023
 14 at Minnesota Vikings, Jan 15, 2023
 10 at Minnesota Vikings, Jan 15, 2023
 9 at Minnesota Vikings, Jan 15, 2023

All-Purpose Yards 105 at Minnesota Vikings, Jan 15, 2023
Most TDs 1 at Minnesota Vikings, Jan 15, 2023

100-YARD RECEIVING GAMES (1): POSTSEASON

DATE	TEAM	NO.	YDS.	AVG.	LG	TD
01/15/23	at Vikings	8	105	13.1	32	1

2022 GAME-BY-GAME REGULAR-SEASON STATISTICS (BILLS/GIANTS)

DATE	OPPONENT	P/S	RECEIVING					RUSHING					W/L/T	SCORE
			NO.	YDS.	AVG.	LG	TD	NO.	YDS.	AVG.	LG	TD		
09/08	at Rams												W	31-10
09/19	Titans												W	41-7
09/25	at Dolphins												L	19-21
10/02	at Ravens												W	23-20
10/09	Steelers	P	4	41	10.3	26	0	0	0	0.0	0	0	W	38-3
10/16	at Chiefs	P	0	0	0.0	0	0	0	0	0.0	0	0	W	24-20
10/30	Packers												W	27-17
11/13	Texans	P	2	41	20.5	26	0	0	0	0.0	0	0	W	24-16
11/20	Lions	S	3	29	9.7	20	0	0	0	0.0	0	0	L	18-31
11/24	at Cowboys	S	3	31	10.3	17	0	0	0	0.0	0	0	L	20-28
12/04	Commanders	P	5	44	8.8	12	1	0	0	0.0	0	0	T	20-20
12/11	Eagles	S	4	38	9.5	15	1	0	0	0.0	0	0	L	22-48
12/18	at Commanders	S	4	37	9.3	19	0	0	0	0.0	0	0	W	20-12
12/24	at Vikings	P	8	89	11.1	29	1	0	0	0.0	0	0	L	24-27
01/01	Colts	S	4	42	10.5	19	1	0	0	0.0	0	0	W	38-10
01/08	at Eagles	S	0	0	0.0	0	0	0	0	0.0	0	0	L	16-22
2022 TOTALS		11-6	37	392	10.6	29	4	0	0	0.0	0	0	9-6-1	


2023 GAME-BY-GAME REGULAR-SEASON STATISTICS (GIANTS)

DATE	OPPONENT	P/S	RECEIVING					RUSHING					W/L	SCORE
			NO.	YDS.	AVG.	LG	TD	NO.	YDS.	AVG.	LG	TD		
09/10	Cowboys	S	1	24	24.0	24	0	0	0	0.0	0	0	L	0-40
09/17	at Cardinals	S	4	40	10.0	12	1	0	0	0.0	0	0	W	31-28
09/21	at 49ers	S	0	0	0.0	0	0	0	0	0.0	0	0	L	12-30
10/02	Seahawks	S	3	24	8.0	11	0	0	0	0.0	0	0	L	3-24
10/08	at Dolphins	S	2	19	9.5	15	0	0	0	0.0	0	0	L	16-31
10/15	at Bills	S	0	0	0.0	0	0	0	0	0.0	0	0	L	9-14
10/22	Commanders	P	2	13	6.5	8	0	0	0	0.0	0	0	W	14-7
10/29	Jets	P	0	0	0.0	0	0	0	0	0.0	0	0	L	10-13+
11/05	at Raiders	S	0	0	0.0	0	0	0	0	0.0	0	0	L	6-30
11/12	at Cowboys	S	0	0	0.0	0	0	0	0	0.0	0	0	L	17-49
11/19	at Commanders	P	2	22	11.0	16	0	0	0	0.0	0	0	W	31-19
11/26	Patriots	P	1	12	12.0	12	1	0	0	0.0	0	0	W	10-7
12/11	Packers	P	2	22	11.0	14	1	0	0	0.0	0	0	W	24-22
2023 TOTALS		13-8	17	176	10.4	24	3	0	0	0.0	0	0	5-8	

+ - Overtime

2022 GAME-BY-GAME POSTSEASON STATISTICS (GIANTS)

DATE	OPPONENT	P/S	RECEIVING					RUSHING					W/L	SCORE
			NO.	YDS.	AVG.	LG	TD	NO.	YDS.	AVG.	LG	TD		
01/15	at Vikings	S	8	105	13.1	32	1	0	0	0.0	0	0	W	31-24
01/21	at Eagles	S	1	3	3.0	3	0	0	0	0.0	0	0	L	7-38
2022 TOTALS		2-2	9	108	12.0	32	1	0	0	0.0	0	0	1-1	



DARNAY HOLMES

CB

HEIGHT: 5-10
WEIGHT: 195
COLLEGE: UCLA
HOW ACQUIRED: D4-'20
NFL EXP.: 4TH YEAR
GIANTS EXP.: 4TH YEAR

30

TRANSACTIONS

- » Originally a 4th-round (110th pick overall) draft choice by the Giants in 2020.

2023 SEASON HIGHLIGHTS

- » Tied for the most interceptions on the team this season with 2...Also has 11 tackles, 3 passes defended, 1 forced fumble and 1 tackle for loss.
- » Intercepted Commanders QB Sam Howell in the 4th quarter of the Week 11 matchup...Marked Holmes' 2nd -straight game with an interception, making him the 1st Giant since CB James Bradberry in 2020 to record interceptions in back-to-back games, and the 4th interception of his career.
- » Caught an interception and returned it 11 yards for his 1st of the season in Week 10 at Dallas...Added 5 tackles (all solo) and 1 pass defended.

CAREER HIGHLIGHTS

- » Has played in 50 regular-season games with 11 starts and started both Giants postseason games in which he played...Career totals include 107 tackles (81 solo), 4 interceptions, 18 passes defended, 4 quarterback hits, 2 forced fumbles, 1 fumble recovery, and 0.5 sack in the regular season...Has 7 tackles (4 solo) in the playoffs.
- » In 2022, played in 15 games with 2 starts...Inactive vs. Washington with a shoulder injury (12/4) and was one of numerous regulars who did not play at Philadelphia (1/8)...Season totals include 38 tackles (28 solo), one quarterback hit, 8 passes defended and one forced fumble...Twice tallied a season-high 6 tackles: 5 solo at Tennessee (9/11) and 4 solo at Minnesota (12/24).
- » Forced a fumble by Robbie Anderson and recorded a quarterback hit on Baker Mayfield to go with one pass defended in a start vs. Carolina (9/18)...Next started at Dallas and recorded a season-high 2 passes defended (11/24)...Helped seal a Giants victory by breaking up a Taylor Heinicke pass in the end zone on the final play of the game at Washington (12/18).
- » Totaled 6 tackles (3 solo) in the NFC Wild Card Game at Minnesota (1/15)...Added one solo tackle in the divisional round at Philadelphia (1/21).
- » In 2021, played in 11 games with 4 starts and totaled 28 tackles (20 solo), 2 passes defended, one interception, one quarterback hit and one special teams tackle...Added 5 kickoff returns for 97 yards.
- » Tallied 3 tackles (1 solo), one quarterback hit and a pass defended vs. Denver (9/12)...Registered 6 tackles (5 solo) in his first start of 2021 at Washington (9/16).
- » Recorded his lone interception of the season when he picked off Jalen Hurts and returned it 15 yards vs. Philadelphia (11/28)...Holmes injured his ribs on the play and spent the rest of the season on injured reserve.
- » As a rookie in 2020, Holmes played in 12 games with 5 starts...Inactive at Philadelphia (10/22) with a neck injury and vs. Arizona (12/13) and Cleveland (12/20) with a knee injury...Did not play at Baltimore (12/27)...Totaled 30 tackles (23 solo), one interception, one half-sack and 5 passes defended.
- » Started the season opener vs. Pittsburgh (9/14) and had 3 tackles (2 solo)...When Holmes and left tackle Andrew Thomas started vs. the Steelers, it was the 8th consecutive year at least one Giants rookie draft choice started the season opener, which was tied for the NFL's longest streak with Buffalo, Carolina, Jacksonville and Tampa Bay.
- » Tallied 3 tackles (2 solo) and combined with linebacker Markus Golden for his first career sack, a 7-yard takedown of Dak Prescott, at Dallas (10/11)...Made 4 solo tackles and picked up the first fumble recovery of his career when he fell on a ball that linebacker Blake Martinez forced from the hands of running back Ronald Jones, who had just caught a 3-yard pass from Tom Brady vs. Tampa Bay (11/2)...Intercepted his first pass when he picked off a Russell Wilson pass in the 4th quarter at Seattle (12/6)...Wilson's pass caromed off running back Chris Carson's facemask and Tae Crowder's hand before Holmes grabbed it...Collected a season-high 5 tackles (4 solo) at Washington and at the Seahawks.

COLLEGE

- » Played in 35 games with 33 starts in 3 seasons at UCLA...Career totals included 121 tackles (89 solo), 8 interceptions, 28 passes defended, 2 forced fumbles and 2 fumble recoveries...Also averaged 23.1 yards on 38 kickoff returns, including a 93-yard touchdown...In 2019, started all 10 games in which he played...Selected honorable mention All-Pac-12...Finished with 34 tackles (24 solo)...Led the Bruins with 2 interceptions and was credited with 8 passes defended...In 2018, started all 12 games and was selected honorable mention All-Pac-12 after leading the team with 3 interceptions, including one he returned 31 yards for a touchdown vs. Arizona State, a career-high 12 passes defended and 2 forced fumbles...Enrolled at UCLA in January 2017, and as a freshman, played in 13 games with 11 starts...Holmes and defensive lineman Jaelan Phillips were the first pair of true freshmen defenders to start a season opener for the Bruins...Led the team with 3 interceptions, including one he returned 30 yards for a touchdown vs. Hawaii (9/9)...Collected 39 tackles (29 solo) and 6 passes defended.

OFF-THE-FIELD ACTIVITY

- » Assisted in the creation of the Pasadena Giants Youth Football and Cheer program in his hometown of Pasadena to help prepare children for the future and promote their love of the game...Contributed grants through the NFL Foundation to the Pasadena Giants and Life Builders Inc., which provides mentorship services to children and adults...Attended the United Way of New York City's Gridiron Gala Kickoff event at the Vanderbilt Club in New York City...Attended Xavier McKinney's All-Star Bowling event to benefit the United Way of New York City's ReadNYC Campaign...Partnered with Stop and Shop to meet and distribute meals to members of the Bronx community...Met with members from the Wounded Warriors Project during their visit at the Quest Diagnostic Training Facility to watch practice and enjoy a day with the Giants.

PERSONAL

- » Earned a bachelor's degree in African American studies in 3 years...Has a daughter, Nalani...Full name is Darnay Darius Robert Holmes...Started his prep career at Oaks Christian before transferring to Newbury Park High School for his sophomore season, playing with his older brother, Darick Jr., and catching 87 passes for 1,349 yards and 15 touchdowns...Transferred to Calabasas High School in Calif. for his junior and senior seasons, leading the program to back-to-back section titles for the first time in school history...Concluded career with 39 touchdown catches...As a senior in 2015, had 69 receptions for 1,214 yards and 14 touchdowns, plus 30 tackles on defense...Also returned kickoffs...Invited to the U.S. Army All-America Bowl Game...Father, Darick Holmes, was an NFL running back from 1995-99 and rushed for 1,769 yards and 11 touchdowns for Buffalo, Green Bay and Indianapolis...Brother played wide receiver at Arizona from 2015-18...Also has an older sister, Derica...Earned a spot on the athletic director's Academic Honor Roll in Spring 2018 and Fall 2018.

DARNAY HOLMES' NFL REGULAR SEASON DEFENSIVE STATISTICS

DATE	TEAM	GP	GS	TACKLES								INTERCEPTIONS					O. FUMB				ST				MISC				
				TK	S	A	TFL	YDS	SK	YDS	QBH	NO	YDS	LG	TD	PD	FF	FR	TD	YDS	TK	S	A	FF	FR	S	A		
2020	Giants	12	5	30	23	7	0	0	0.5	3.5	2	1	0	0	0	5	0	1	0	0	0	0	0	0	0	0	0	0	0
2021	Giants	11	4	28	20	8	0	0	0.0	0.0	1	1	15	15	0	2	0	0	0	0	1	1	0	0	0	0	0	0	0
2022	Giants	15	2	38	28	10	2	3	0.0	0.0	1	0	0	0	0	8	1	0	0	0	0	0	0	0	0	0	0	0	0
2023	Giants	12	0	11	10	1	1	5	0.0	0.0	0	2	13	11	0	3	0	0	0	0	6	6	0	1	0	0	0	0	0
NFL TOTALS		50	11	107	81	26	3	8	0.5	3.5	4	4	28	15	0	18	1	1	0	0	7	7	0	1	0	0	0	0	0

DARNAY HOLMES' NFL POSTSEASON DEFENSIVE STATISTICS

DATE	TEAM	GP	GS	TACKLES								INTERCEPTIONS					O. FUMB				ST				MISC					
				TK	S	A	TFL	YDS	SK	YDS	QBH	NO	YDS	LG	TD	PD	FF	FR	TD	YDS	TK	S	A	FF	FR	S	A			
2022	Giants	2	2	7	4	3	2	4	0.0	0.0	0	0	0	0	0	0	0	0	0	0	0	0	0	0	0	0	0	0	0	0
NFL TOTALS		2	2	7	4	3	2	4	0.0	0.0	0	0	0	0	0	0	0	0	0	0	0	0	0	0	0	0	0	0	0	0

SINGLE-GAME HIGHS: DEFENSIVE

Total Tackles	6 at Minnesota Vikings, Dec 24, 2022 6 at Tennessee Titans, Sep 11, 2022 6 at Washington Football Team, Sep 16, 2021 5 at Dallas Cowboys, Nov 12, 2023 ...3 more at 5.	Tackles For Loss	1 at San Francisco 49ers, Sep 21, 2023 1 vs. Indianapolis Colts, Jan 01, 2023 1 vs. Houston Texans, Nov 13, 2022
Solo Tackles	5 at Dallas Cowboys, Nov 12, 2023 5 at Tennessee Titans, Sep 11, 2022 5 at Washington Football Team, Sep 16, 2021 4 at Minnesota Vikings, Dec 24, 2022 ...5 more at 4.	Interceptions	1 at Washington Commanders, Nov 19, 2023 1 at Dallas Cowboys, Nov 12, 2023 1 vs. Philadelphia Eagles, Nov 28, 2021 ...1 more at 1.
Sacks	0.5 at Dallas Cowboys, Oct 11, 2020	Interception Return Yards	15 vs. Philadelphia Eagles, Nov 28, 2021 11 at Dallas Cowboys, Nov 12, 2023 2 at Washington Commanders, Nov 19, 2023
Passes Defensed	2 at Dallas Cowboys, Nov 24, 2022 2 at Dallas Cowboys, Oct 11, 2020 1 at Washington Commanders, Nov 19, 2023 1 at Dallas Cowboys, Nov 12, 2023 ...12 more at 1.	Special Teams Tackles	1 at San Francisco 49ers, Sep 21, 2023 1 vs. Atlanta Falcons, Sep 26, 2021
Fumble Recoveries	1 vs. Tampa Bay Buccaneers, Nov 02, 2020		


SINGLE-GAME HIGHS - POSTSEASON: DEFENSIVE

Total Tackles	6 at Minnesota Vikings, Jan 15, 2023 1 at Philadelphia Eagles, Jan 21, 2023	Tackles For Loss	2 at Minnesota Vikings, Jan 15, 2023
Solo Tackles	3 at Minnesota Vikings, Jan 15, 2023 1 at Philadelphia Eagles, Jan 21, 2023		

2023 GAME-BY-GAME REGULAR-SEASON STATISTICS (GIANTS)

DATE	OPPONENT	P/S	TACKLES							INTERCEPTIONS					O. FUMB				ST				MISC		W/L	SCORE		
			TK	S	A	SK	YDS	TFL	YDS	QBH	NO	YDS	LG	TD	PD	FF	FR	TD	YDS	TK	S	A	FF	FR			S	A
09/10	Cowboys	P	0	0	0	0.0	0.0	0	0	0	0	0	0	0	0	0	0	0	0	0	0	0	0	0	0	0	L	0-40
09/17	at Cardinals		ON INACTIVE LIST																				W	31-28				
09/21	at 49ers	P	1	1	0	0.0	0.0	1	5	0	0	0	0	0	1	0	0	0	0	1	1	0	0	0	0	0	L	12-30
10/02	Seahawks	P	0	0	0	0.0	0.0	0	0	0	0	0	0	0	0	0	0	0	0	0	0	0	0	0	0	0	L	3-24
10/08	at Dolphins	P	0	0	0	0.0	0.0	0	0	0	0	0	0	0	0	0	0	0	0	0	0	0	0	0	0	0	L	16-31
10/15	at Bills	P	2	1	1	0.0	0.0	0	0	0	0	0	0	0	0	0	0	0	0	0	0	0	0	0	0	0	L	9-14
10/22	Commanders	P	0	0	0	0.0	0.0	0	0	0	0	0	0	0	0	0	0	0	0	1	1	0	0	0	0	0	W	14-7
10/29	Jets	P	0	0	0	0.0	0.0	0	0	0	0	0	0	0	0	0	0	0	0	1	1	0	0	0	0	0	L	10-13+
11/05	at Raiders	P	0	0	0	0.0	0.0	0	0	0	0	0	0	0	0	0	0	0	0	0	0	0	0	0	0	0	L	6-30
11/12	at Cowboys	P	5	5	0	0.0	0.0	0	0	0	1	11	11	0	1	0	0	0	0	1	1	0	0	0	0	0	L	17-49
11/19	at Commanders	P	3	3	0	0.0	0.0	0	0	0	1	2	2	0	1	0	0	0	0	1	1	0	0	0	0	0	W	31-19
11/26	Patriots	P	0	0	0	0.0	0.0	0	0	0	0	0	0	0	0	0	0	0	0	0	0	0	0	0	0	0	W	10-7
12/11	Packers	P	0	0	0	0.0	0.0	0	0	0	0	0	0	0	0	0	0	0	0	1	1	0	1	0	0	0	W	24-22
2023 TOTALS		12-0	11	10	1	0.0	0.0	1	5	0	2	13	11	0	3	0	0	0	0	6	6	0	1	0	0	0	5-8	

+ - Overtime



JALIN HYATT

WR

HEIGHT: 6-0
WEIGHT: 185
COLLEGE: TENNESSEE
HOW ACQUIRED: D3-'23
NFL EXP.: R
GIANTS EXP.: R

13

TRANSACTIONS

- » Originally a 3rd-round (73rd pick overall) draft choice by the Giants in 2023.

2023 SEASON HIGHLIGHTS

- » Has played in 13 games (4 starts) as a rookie with 19 catches for 343 yards...Ranks 3rd among all rookies with a 18.1-yard receiving average.
- » Owns three receptions of 40+ yards, which is tied for the most among all rookie receivers.
- » Produced 5 catches for 109 yards in the 10-7 win over New England (11/26)...Recorded the most receiving yards by a Giants rookie since Kadarius Toney had 189 yards against Dallas (10/10/21)
- » Recorded his 1st career reception on a 58-yard catch-and-run in Week 2 at Arizona...The catch was the longest reception by a Giants rookie since Paul Perkins had a 67-yard reception at Minnesota (10/3/16)...Totaled 2 catches for 89 yards in the win.
- » Made his career debut in Week 1 vs. Dallas.

CAREER HIGHLIGHTS

- » Hyatt was one of the most explosive and dynamic playmakers in college football at Tennessee...Played in 35 games with 14 starts in 3 seasons...Finished with 108 receptions for 1,769 yards (16.4-yard avg.) and 19 touchdowns, the latter figure tying him with Peerless Price for 4th in program history...Recorded 5 games with more than 100 receiving yards receiving and 5 with multiple touchdown receptions...Of his 108 catches, 52 went for 10+ yards, 30 for 20+ yards, 21 for 30+ yards and 12 for 40+ yards...Hyatt was the first player in program history to win the Biletnikoff Award, presented annually to the most outstanding receiver in the FBS...Holds Tennessee records for single-game touchdown receptions (5 vs. Alabama on 10/15/22), single-game points scored (30 vs. Alabama on 10/15/22) and single-season receiving touchdowns (15 in 2022)...Declared for the 2023 NFL Draft following his 2022 junior season.
- » In 2022, started all 12 regular-season games...Opted out of the Orange Bowl...Captured the Biletnikoff Award as the nation's best receiver...Became Tennessee's 13th unanimous first-team All-American and the first since defensive back Eric Berry in 2009...Hyatt was the first wide receiver in program history to achieve that feat...Was UT's 36th consensus All-American and first since defensive lineman Derek Barnett in 2016.
- » Tallied 67 receptions for 1,267 yards (18.9-yard avg.), a school-record 15 touchdowns, and 105.6 yards a game, all career highs...Finished 2nd in the FBS and first in the Power Five in receiving touchdowns...Led the SEC in receiving yards, touchdowns, receptions per game (5.6) and receiving yards per game...His 15 receiving scores tied for 6th in SEC single-season history, while his 1,267 yards finished 2nd in school history – 31 yards shy of Robert Meachem's record in 2006.
- » Unanimous first-team All-SEC selection...Led the nation in 40+ yard receptions (11), 50+ yard catches (7) and 60+ yard catches (5)...His 11 40+ yard catches were better than 8 SEC teams' season total...Led SEC with 100-yard receiving games...Had multiple receiving touchdowns in each of 4 consecutive games from Oct. 8-29 to become the first Vol to accomplish that feat.
- » Caught 7 passes for 146 yards and one touchdown in the home finale vs. Missouri...Collected 5 receptions for 138 yards and 2 touchdowns vs. Kentucky...Had 7 catches for 174 yards and 2 scores vs. UT Martin.
- » Produced the greatest single-game receiving performance in school history in a victory vs. No. 3 Alabama on Oct. 15, with 6 receptions for 207 yards and a school-record 5 touchdowns...Registered the longest catch of his career, a 78-yard catch-and-run, and also had scoring receptions of 36, 11, 60 and 13 yards...His 5 touchdown catches surpassed the previous program mark of 3 by 12 different Vols...Tied the SEC record for single-game touchdowns, last accomplished by Alabama's DeVonta Smith in 2019...Hyatt's 30 points by touchdown tied the program record for a single-game, matching Gene McEver's 5 five rushing touchdowns in 1929...Became the first player to register 3 or more touchdowns and 100 receiving yards or more vs. Alabama in the Nick Saban era...Was the first FBS player with 5 or more receiving touchdowns vs. an AP top-5 team since NC State's Torry Holt vs. No. 3 Florida State on Nov. 8, 1997...Named National and SEC Offensive Player of the Week.
- » As a sophomore in 2021, played in all 13 games with one start...Caught 21 passes for 226 yards and 2 scores...Had 3 receptions for 35 yards and one touchdown in the Music City Bowl vs. Purdue...Tied his then career high with 5 receptions, for 24 yards, vs. Georgia (11/13)...Had season-long 41 yard catch-and-run at Kentucky (11/6)...Caught a 3-yard slant for the opening touchdown and contributed 3 receptions for 21 yards vs. South Carolina.
- » In 2020, was one of the SEC's best freshman wide receivers...Played in all 10 games with one start...Ranked 2nd on the team with 20 receptions for 276 yards and 2 touchdowns...Among SEC true freshmen, ranked 6th in receiving yards, 3rd in receiving touchdowns and 3rd in yards-per-catch (13.8)...Made his first career start in the season finale vs. Texas A&M...Posted a then career high with 5 catches for 81 yards and scored his 2nd touchdown at Vanderbilt...Had 2 catches for a then career-high 86 yards and caught his first career touchdown on a 38-yard reception vs. (10/24)...Tallied his first 2 career catches, for 54 yards, vs. Missouri...Made his Tennessee debut in season-opening win in his home state at South Carolina.

PERSONAL

- » Recreation and sport management major...Grew up in Irmo, just outside Columbia, S.C., and started playing flag football at age 5 at the YMCA...Played basketball and youth football (wide receiver and quarterback) throughout middle school and was also a ball boy for Dutch Fork High School from 3-6 grade...Finished his 3-year varsity career at Dutch Fork with 180 catches for 3,624 yards and 57 touchdowns...As a sophomore at Dutch Fork in 2017, caught 43 passes for 947 yards and 10 touchdowns. As a junior, had 71 receptions for 1,316 yards and 21 touchdowns and earned 2nd-team all-state honors for a team that went 13-0 and a state championship...As a senior, led the team to another title (the program's 4th in a row) and scored 3 touchdowns, including the game-winner in overtime, in the championship game...With 66 catches for 1,361 yards and 26 touchdowns, named first-team all-state and was a finalist for South Carolina's Mr. Football...Member of the 2019 SCFCA Class 5A All-State Team and 2018 All-USA South Carolina 2nd-team selection.
- » Hyatt also participated in strength competitions in high school and was an All-American in track (sprints and relays) as a junior, setting personal bests in the 100 meters (10.46) and 200 meters (21.14)...His father (Jamie) was a professional cyclist and his mother (Enevelyn) was an all-state sprinter in high school... Recipient of the Dr. Eric W. Barton Football Scholarship and the Michael & Christy Coffey Athletic Scholarship Endowment.

JALIN HYATT'S NFL REGULAR SEASON RUSHING/RECEIVING STATISTICS													
DATE	TEAM	GP	GS	RECEIVING					RUSHING				
				NO.	YDS.	AVG.	LG	TD	NO.	YDS.	AVG.	LG	TD
2023	Giants	13	4	19	343	18.1	58	0	0	0	0.0	0	0
NFL TOTALS		13	4	19	343	18.1	58	0	0	0	0.0	0	0

JALIN HYATT'S NFL REGULAR SEASON RETURN STATISTICS													
DATE	TEAM	KICKOFF RETURNS					PUNT RETURNS						
		RET.	YDS.	AVG.	LG	TD	NO.	FC	YDS.	AVG.	LG	TD	
2023	Giants	0	0	0.0	0	0	0	0	0	0.0	0	0	
NFL TOTALS		0	0	0.0	0	0	0	0	0	0.0	0	0	

SINGLE-GAME HIGHS: RECEIVING

- | | |
|----------------------------------------------------------------------------------------------------------------------------------------------------------------------------------------------------------------------------------------------------------------------------------------------------------------------------------------------------------------------------------------------------------------------------------------------------------------------------------------------------------------------------------------------------------------------------------------------------------------------------------|------------------------------------------------------------------------------------------------------------------------------------------------------------------------------------------------------------------------------------------------------------------------------------------------------------------------------------------------------------------------------------------------------------------------------------------------------------------------------------------------------------------|
| <p>Receptions 5 vs. New England Patriots, Nov 26, 2023
3 at Buffalo Bills, Oct 15, 2023
2 vs. Green Bay Packers, Dec 11, 2023
2 at Las Vegas Raiders, Nov 05, 2023
2 vs. Washington Commanders, Oct 22, 2023
...2 more at 2.</p> <p>Receiving Yards 109 vs. New England Patriots, Nov 26, 2023
89 at Arizona Cardinals, Sep 17, 2023
75 vs. Washington Commanders, Oct 22, 2023
21 at Buffalo Bills, Oct 15, 2023
19 at Las Vegas Raiders, Nov 05, 2023</p> <p>Receiving Average 21.8 vs. New England Patriots, Nov 26, 2023
7.0 at Buffalo Bills, Oct 15, 2023</p> | <p>Longest Receptions 58 at Arizona Cardinals, Sep 17, 2023
42 vs. Washington Commanders, Oct 22, 2023
41 vs. New England Patriots, Nov 26, 2023
33 vs. Washington Commanders, Oct 22, 2023
31 at Arizona Cardinals, Sep 17, 2023</p> <p>All-Purpose Yards 109 vs. New England Patriots, Nov 26, 2023
89 at Arizona Cardinals, Sep 17, 2023
75 vs. Washington Commanders, Oct 22, 2023
21 at Buffalo Bills, Oct 15, 2023
19 at Las Vegas Raiders, Nov 05, 2023</p> |
|----------------------------------------------------------------------------------------------------------------------------------------------------------------------------------------------------------------------------------------------------------------------------------------------------------------------------------------------------------------------------------------------------------------------------------------------------------------------------------------------------------------------------------------------------------------------------------------------------------------------------------|------------------------------------------------------------------------------------------------------------------------------------------------------------------------------------------------------------------------------------------------------------------------------------------------------------------------------------------------------------------------------------------------------------------------------------------------------------------------------------------------------------------|

100-YARD RECEIVING GAMES (1): REGULAR SEASON

DATE	TEAM	NO.	YDS.	AVG.	LG	TD
11/26/23	PATRIOTS	5	109	21.8	41	0

2023 GAME-BY-GAME REGULAR-SEASON STATISTICS (GIANTS)

DATE	OPPONENT	P/S	RECEIVING					RUSHING					W/L	SCORE
			NO.	YDS.	AVG.	LG	TD	NO.	YDS.	AVG.	LG	TD		
09/10	Cowboys	P	0	0	0.0	0	0	0	0	0.0	0	0	L	0-40
09/17	at Cardinals	P	2	89	44.5	58	0	0	0	0.0	0	0	W	31-28
09/21	at 49ers	P	0	0	0.0	0	0	0	0	0.0	0	0	L	12-30
10/02	Seahawks	P	2	10	5.0	7	0	0	0	0.0	0	0	L	3-24
10/08	at Dolphins	P	0	0	0.0	0	0	0	0	0.0	0	0	L	16-31
10/15	at Bills	P	3	21	7.0	12	0	0	0	0.0	0	0	L	9-14
10/22	Commanders	S	2	75	37.5	42	0	0	0	0.0	0	0	W	14-7
10/29	Jets	P	0	0	0.0	0	0	0	0	0.0	0	0	L	10-13+
11/05	at Raiders	P	2	19	9.5	13	0	0	0	0.0	0	0	L	6-30
11/12	at Cowboys	P	0	0	0.0	0	0	0	0	0.0	0	0	L	17-49
11/19	at Commanders	S	1	7	7.0	7	0	0	0	0.0	0	0	W	31-19
11/26	Patriots	S	5	109	21.8	41	0	0	0	0.0	0	0	W	10-7
12/11	Packers	S	2	13	6.5	8	0	0	0	0.0	0	0	W	24-22
2023 TOTALS		13-4	19	343	18.1	58	0	0	0	0.0	0	0	5-8	

+ - Overtime



ADOREE' JACKSON

CB

HEIGHT: 5-11
WEIGHT: 185
COLLEGE: USC
HOW ACQUIRED: FA-'21
NFL EXP.: 7TH YEAR
GIANTS EXP.: 3RD YEAR

22

TRANSACTIONS

- » Originally a first-round (18th pick overall) draft choice by the Tennessee Titans in 2017...Released by Tennessee on March 16, 2021...Signed as a free agent by the Giants on March 23, 2021.

CAREER HIGHLIGHTS

- » Has played in 79 regular-season games with 73 starts and started all 8 postseason games in which he played for Tennessee and the Giants...Career totals include 352 tackles (293 solo), 3 interceptions, 53 passes defended, 9 tackles for loss, 4 forced fumbles and 4 fumble recoveries in the regular season...Also averaged 22.3 yards on 27 kickoff returns and 8.4 yards on 56 punt returns...In the playoffs, he has 38 tackles (33 solo) and 5 passes defended.
- » In 2022, Jackson started all 10 regular season and 2 postseason games in which he played...Missed the final 7 regular-season games with a knee injury he suffered on a punt return vs. Detroit (11/20)...Totaled 51 tackles (40 solo), 2 tackles for loss, 7 passes defended, one forced fumble and 2 fumble recoveries...Had a season-high 7 tackles on 3 occasions: 6 solo vs. Dallas (9/26) and at Jacksonville (10/23), and 5 solo at Green Bay (10/9)...Had 14 tackles (11 solo) and one tackle for loss in the playoffs.
- » Recorded the first defensive fumble recovery in his career vs. Carolina on the Panthers' first offensive possession (9/18)...Forced a fumble and recovered it on the Seahawks' 2-yard line to set up a Giants' rushing touchdown 2 plays later at Seattle (10/30)...It was his 4th career forced fumble and first since Dec. 31, 2017 vs. Jacksonville.
- » Totaled 7 tackles in each postseason game – 6 solo in the NFC Wild Card Game at Minnesota (1/14) and 5 solo in the divisional round at Philadelphia (1/21)...Also posted one tackle for loss at Philadelphia.
- » In his first season with the Giants in 2021, played in 13 games with 12 starts...Inactive at Miami (12/5) and at the Chargers (12/12) with a quad injury...Did not play vs. Dallas (12/19) and at Philadelphia (12/26) when he was on the Reserve/COVID-19 list...Totaled 62 tackles (47 solo), 8 passes defended, one interception and one tackle for loss.
- » Made 5 tackles (3 solo) in his Giants debut vs. Denver (9/12)...Tallied 5 tackles (4 solo) and his first 2 passes defended of the season at Washington (9/16)...Recorded 7 tackles at New Orleans (10/3) and at Dallas (10/10)...Posted one pass defended in 5 consecutive games from Oct. 24-Nov. 28...Tied his career high with 12 tackles (8 solo) at Kansas City (11/7)...Recorded his lone interception of the season at Tampa Bay (11/22), when he picked off a Tom Brady pass and returned it 10 yards.
- » In 2020, played in the final 3 regular-season games with 2 starts for Tennessee...Missed the first 13 games with a knee injury he suffered in training camp...Finished with 12 tackles (9 solo)...Had 2 tackles (one solo) in his season debut vs. Detroit (12/20)...Made his first start of the season and had 6 tackles (4 solo) at Green Bay (12/27)...Contributed 4 unassisted stops at Houston (1/3)...Started in an AFC Wild Card Game and had a career postseason-high 8 solo tackles vs. Baltimore (1/10).
- » In 2019, played in 11 regular-season games with 10 starts for Tennessee and started all 3 postseason games...Inactive for the season's final 5 regular-season games with a knee injury suffered at Indianapolis (12/1)...Posted 40 tackles (36 solo), 2 stops for loss and 7 passes defended...Returned 3 punts for 26 yards and 2 kickoffs for 23 yards...Collected 9 tackles (8 solo) and a team-best 6 passes defended in the playoffs... Had 8 tackles (6 solo) and 2 passes defended vs. Kansas City (11/10)...Recorded a career-high 12 tackles (10 solo), including one for loss and one pass defended at Jacksonville (12/24)...Credited with 4 solo stops in the AFC Championship Game at Kansas City (1/19).
- » In 2018, played in all 16 games with 13 starts...Ranked 3rd on the team with 2 interceptions and 2nd with 11 passes defended...Tallied 69 tackles (62 solo), including 3 stops for loss...Averaged 9.3 yards on 16 punt returns...Tied for the team lead in passes defended five times in 2018...Collected his first career interception (off of Deshaun Watson on a deep pass intended for DeAndre Hopkins in the end zone in the 2nd quarter) and had 6 solo tackles and 2 passes defended vs. Houston (9/16)...Recorded 2 tackles and intercepted a Josh Allen pass intended for Andre Holmes that he returned 7 yards at Buffalo (10/7)...Registered 8 solo tackles vs. Baltimore (10/14) and a season-high 9 tackles, all unassisted, at Indianapolis (11/18).
- » As a rookie in 2017, started all 16 regular-season games and both of the Titans' postseason games at cornerback...Led the team with a career-high 23 passes defended...Registered 67 tackles (58 solo), 4 stops for loss and 3 forced fumbles... Returned 34 punts for an 8.5-yard average and 25 kickoffs for a 23.1-yard average...In the playoffs, tallied 7 tackles (6 solo) and 3 passes defended...Averaged 4.5 yards on 4 punt returns and 21.0 yards on 6 kickoff returns...Led or tied for the team lead in passes defended 8 times...Made his NFL debut vs. Oakland (9/10) and posted 4 solo tackles and a team-high 2 passes defended...Returned one kickoff for 35 yards and one punt for 5 yards...Collected a season and team-high 11 solo tackles at Pittsburgh (11/16) and 8 unassisted stops at San Francisco (12/17)...Tallied 4 solo tackles in his postseason debut in an AFC Wild Card Game at Kansas City (1/6).

COLLEGE

- » In 3 seasons at Southern California, played in 40 games with 37 starts (34 at cornerback, one at safety, one at wide receiver and one concurrently at cornerback and wide receiver)...Recorded 139 tackles, 6 stops for loss, 29 passes defended, 6 interceptions including one returned for a touchdown,

3 fumble recoveries and 2 forced fumbles...On offense, notched 39 receptions for 628 yards and 6 touchdowns and 15 carries for 92 yards...As a return specialist, averaged 27.1 yards on 79 kickoff returns with 4 touchdowns and 12.6 yards on 46 punt returns with 4 scores...Scored 15 career touchdowns in 4 different ways: via reception (6), interception (one), kickoff return (4) and punt return (4).

- » Tied the NCAA records for most career touchdowns on both kick (8) and all (9) returns...Owns the USC career records for kickoff returns (79) and yardage (2,141 yards) and his 27.1-yard average is 2nd in school history...His 4 punt return touchdowns are tied for the school record.
- » As a junior in 2016, started all 13 games at cornerback...Collected 55 tackles, 2 for loss and team-high totals of 11 deflections, 5 interceptions and 2 fumble recoveries...Averaged 29.5 yards on 26 kickoff returns with 2 touchdowns and 15.8 yards on 20 punt returns with 2 scores...Had 7 carries for 51 yards and 2 receptions for 76 yards with a touchdown while playing 18 plays on offense...Ranked 2nd nationally in both punt and kickoff return touchdowns...Won the Thorpe Award as the nation's best defensive back and one of 4 finalists for both the Hornung Award and Lott IMPACT Trophy...Named a consensus first-team All-America by the AP (cornerback), Football Writers (punt returner), Football Coaches (all-purpose player), Walter Camp (defensive back; 2nd team kick returner), Sporting News (cornerback), ESPN (all-purpose player), Sports Illustrated (all-purpose player; 2nd team returner), Phil Steele (punt returner; 2nd team all-purpose player and 3rd team defensive back and kick returner) and a 2nd-teamer by USA Today (returner).
- » Named the 2016 Pac-12 Defensive Player of the Year and first-team All-Pac-12 at 2 positions (defensive back and return specialist)...A team captain, named USC's most valuable player (the first Trojan to repeat as team MVP since 2004-05) as well as USC's Special Teams Player of the Year and Defensive Perimeter Player of the Year.
- » In 2015, started 12 games at cornerback, one at safety and one at wide receiver...Totaled 35 tackles, 8 pass deflections, one forced fumble and one interception returned for a touchdown...Registered 27 receptions for 414 yards and 2 touchdowns and 7 carries for 36 yards on offense...Averaged 23.0 yards on 30 kickoff returns and 10.5 yards on 24 punt returns, 2 for touchdowns...Was the nation's only player with at least 400 receiving yards, 600 kickoff return yards, 200 punt return yards and 30 tackles...Named first-team All-Pac-12 as a defensive back, 2nd team as a return specialist) and USC's MVP.
- » As a freshman in 2014, played in all 13 games with 10 starts at cornerback and one start concurrently at wide receiver...Tallied 49 tackles, 4 stops for loss, 10 passes defensed, one forced fumble and one fumble recovery...Added 10 receptions for 138 yards and 3 touchdowns...Posted 23 kickoff returns for a 29.7-yard average and 2 touchdowns and 2 punt returns for 12 yards...Named Pac-12 Defensive Freshman of the Year.

OFF-THE-FIELD ACTIVITY

- » Attended The Giants Foundation Golf Classic which raised over \$400,000 for The Giants Foundation... Attended Xavier McKinney's All-Star Bowling event to benefit the United Way of New York City's ReadNYC Campaign...Partnered with Stop and Shop to meet and distribute meals to members of the Bronx community...Met with members from the Wounded Warriors Project during their visit at the Quest Diagnostic Training Facility to watch practice and enjoy a day with the Giants.

PERSONAL

- » Majored in communications with a real estate minor...Jackson was a long jumper and sprinter on USC's track team in the springs of 2015 and 2016, winning the Pac-12 outdoor long jump title both years (and placing 2nd in the Pac-12 100 meters in 2016) and earning All-America status both years after twice placing 5th in the NCAA long jump...Placed 10th in the long jump in the 2016 U.S. Olympic Trials.
- » Attended Serra High School in Gardena, Calif., where he was named to the 2013 USA Today All-USA first team, Parade All-America first team, Prep Star All-America Dream Team and several other All-America team...All-CIF Western Division Defensive Player of the Year and All-Mission League MVP...As a senior, played wide receiver, running back, defensive back and return specialist...Ran for 639 yards and 5 touchdowns on 66 carries and caught 38 passes for 812 yards with 7 scores...Had 36 tackles, 6 interceptions (3 for touchdowns) and one forced fumble and had 3 additional touchdowns on returns...In 2012, received numerous honors after catching 33 passes for 546 yards and 5 touchdowns and rushing for 175 yards on 7 carries with 5 touchdowns on offense, plus he had 56 tackles, 5 interceptions, 7 passes defensed, 2 forced fumbles and one fumble recovery on defense...As a sophomore in 2011, had 2 receptions for 39 yards and made 23 tackles, 6 interceptions and 10 pass deflections...Played his freshman year at Belleville East High School in Ill...Moved to California prior to his sophomore year in high school...Was also on Serra's track team and won the 2012 state long jump title at 20-0.5 and was named the 2012 Cal-Hi Sports California Sophomore Athlete of the Year and 2013 Cal-Hi Sports California Junior Athlete of the Year...Was also a guard on Serra's basketball team...Lists his parents, Chris and Vianca Jackson, as the people that inspire him the most...Jackson, business partner James Moore and Jay Levine co-founded Kor Media Entertainment (KME), a Los Angeles-based entertainment agency under the Warner Brothers Digital umbrella.

ADOREE' JACKSON'S NFL REGULAR SEASON DEFENSIVE STATISTICS

DATE	TEAM	GP	GS	TK	S	A	TACKLES					INTERCEPTIONS					O. FUMB					ST					MISC						
							TFL	YDS	SK	YDS	QBH	NO	YDS	LG	TD	PD	FF	FR	TD	YDS	TK	S	A	FF	FR	S	A						
2017	Titans	16	16	70	61	9	1	1	0.0	0.0	0	0	0	0	0	0	17	3	0	0	0	0	0	0	0	0	0	0	0	0	0	0	0
2018	Titans	16	13	72	66	6	2	1	0.0	0.0	0	2	7	7	0	10	0	0	0	0	0	0	0	0	0	1	1	0	0	0	2	0	0
2019	Titans	11	10	45	39	6	3	11	0.0	0.0	0	0	0	0	0	6	0	0	0	0	0	0	0	0	0	0	0	0	0	0	0	0	0
2020	Titans	3	2	12	9	3	0	0	0.0	0.0	0	0	0	0	0	0	0	0	0	0	0	0	0	0	0	0	0	0	0	0	0	0	0
2021	Giants	13	12	62	47	15	1	3	0.0	0.0	0	1	10	10	0	8	0	0	0	0	0	0	0	0	0	0	0	0	0	0	0	0	0
2022	Giants	10	10	51	40	11	2	4	0.0	0.0	0	0	0	0	0	7	1	2	0	1	0	0	0	0	0	0	0	0	0	0	0	0	0
2023	Giants	10	10	40	31	9	0	0	0.0	0.0	0	0	0	0	0	5	0	0	0	0	0	0	0	0	0	0	0	0	0	0	0	0	0
NFL TOTALS		79	73	352	293	59	9	20	0.0	0.0	0	3	17	10	0	53	4	2	0	1	1	1	0	0	0	0	0	2	0	0	0	0	

ADOREE' JACKSON'S NFL POSTSEASON DEFENSIVE STATISTICS

DATE	TEAM	GP	GS	TK	S	A	TACKLES					INTERCEPTIONS					O. FUMB					ST					MISC							
							TFL	YDS	SK	YDS	QBH	NO	YDS	LG	TD	PD	FF	FR	TD	YDS	TK	S	A	FF	FR	S	A							
2017	Titans	2	2	7	6	1	0	0	0.0	0.0	0	0	0	0	0	0	0	0	0	0	0	0	0	0	0	0	0	0	0	0	0	0	0	
2019	Titans	3	3	9	8	1	0	0	0.0	0.0	0	0	0	0	0	5	0	0	0	0	0	0	0	0	0	0	0	0	0	0	0	0	0	
2020	Titans	1	1	8	8	0	0	0	0.0	0.0	0	0	0	0	0	0	0	0	0	0	0	0	0	0	0	0	0	0	0	0	0	0	0	
2022	Giants	2	2	14	11	3	1	2	0.0	0.0	0	0	0	0	0	0	0	0	0	0	0	0	0	0	0	0	0	0	0	0	0	0	0	0
NFL TOTALS		8	8	38	33	5	1	2	0.0	0.0	0	0	0	0	0	5	0	0	0	0	0	0	0	0	0	0	0	0	0	0	0	0	0	

ADOREE' JACKSON'S NFL REGULAR SEASON RETURN STATISTICS

DATE	TEAM	KICKOFF RETURNS					PUNT RETURNS					
		RET.	YDS.	AVG.	LG	TD	NO.	FC	YDS.	AVG.	LG	TD
2017	Titans	25	578	23.1	57	0	34	9	290	8.5	46	0
2018	Titans	0	0	0.0	0	0	16	9	148	9.3	26	0
2019	Titans	2	23	11.5	23	0	3	1	26	8.7	17	0
2020	Titans	0	0	0.0	0	0	0	0	0	0.0	0	0
2021	Giants	0	0	0.0	0	0	0	0	0	0.0	0	0
2022	Giants	0	0	0.0	0	0	3	1	5	1.7	3	0
2023	Giants	0	0	0.0	0	0	0	1	0	0.0	0	0
NFL TOTALS		27	601	22.3	57	0	56	21	469	8.4	46	0

ADOREE' JACKSON'S NFL POSTSEASON RETURN STATISTICS

DATE	TEAM	KICKOFF RETURNS					PUNT RETURNS					
		RET.	YDS.	AVG.	LG	TD	NO.	FC	YDS.	AVG.	LG	TD
2017	Titans	6	126	21.0	25	0	4	2	18	4.5	13	0
2019	Titans	0	0	0.0	0	0	0	0	0	0.0	0	0
2020	Titans	0	0	0.0	0	0	0	0	0	0.0	0	0
2022	Giants	0	0	0.0	0	0	0	0	0	0.0	0	0
NFL TOTALS		6	126	21.0	25	0	4	2	18	4.5	13	0

SINGLE-GAME HIGHS: DEFENSIVE

Total Tackles	12 at Kansas City Chiefs, Nov 01, 2021 12 vs. Jacksonville Jaguars, Nov 24, 2019 11 at Pittsburgh Steelers, Nov 16, 2017 9 at Indianapolis Colts, Nov 18, 2018 8 vs. New England Patriots, Nov 26, 2023 ...4 more at 8.	Tackles For Loss	1 at Green Bay Packers, Oct 09, 2022 1 vs. Chicago Bears, Oct 02, 2022 1 at Tampa Bay Buccaneers, Nov 22, 2021 ...6 more at 1.
Solo Tackles	11 at Pittsburgh Steelers, Nov 16, 2017 10 vs. Jacksonville Jaguars, Nov 24, 2019 9 at Indianapolis Colts, Nov 18, 2018 8 at Kansas City Chiefs, Nov 01, 2021 8 vs. Baltimore Ravens, Oct 14, 2018 ...1 more at 8.	Interceptions	1 at Tampa Bay Buccaneers, Nov 22, 2021 1 at Buffalo Bills, Oct 07, 2018 1 vs. Houston Texans, Sep 16, 2018 10 at Tampa Bay Buccaneers, Nov 22, 2021 7 at Buffalo Bills, Oct 07, 2018
Passes Defensed	2 vs. Houston Texans, Nov 13, 2022 2 at Jacksonville Jaguars, Oct 23, 2022 2 at Washington Football Team, Sep 16, 2021 ...10 more at 2.	Interception Return Yards	10 at Tampa Bay Buccaneers, Nov 22, 2021 7 at Buffalo Bills, Oct 07, 2018
Forced Fumbles	1 at Seattle Seahawks, Oct 30, 2022 1 vs. Jacksonville Jaguars, Dec 31, 2017 1 at Pittsburgh Steelers, Nov 16, 2017 ...1 more at 1.	Special Teams Tackles	1 vs. Indianapolis Colts, Dec 30, 2018
Fumble Recoveries	1 at Seattle Seahawks, Oct 30, 2022 1 vs. Carolina Panthers, Sep 18, 2022	Special Teams Fumble Recoveries	2 vs. New England Patriots, Nov 11, 2018

SINGLE-GAME HIGHS - POSTSEASON: DEFENSIVE

Total Tackles	8 vs. Baltimore Ravens, Jan 10, 2021 7 at Philadelphia Eagles, Jan 21, 2023 7 at Minnesota Vikings, Jan 15, 2023 4 at Kansas City Chiefs, Jan 19, 2020 4 at Kansas City Chiefs, Jan 06, 2018	Passes Defensed	3 at Baltimore Ravens, Jan 11, 2020 2 at New England Patriots, Jan 04, 2020
Solo Tackles	8 vs. Baltimore Ravens, Jan 10, 2021 6 at Minnesota Vikings, Jan 15, 2023 5 at Philadelphia Eagles, Jan 21, 2023 4 at Kansas City Chiefs, Jan 19, 2020 4 at Kansas City Chiefs, Jan 06, 2018	Tackles For Loss	1 at Philadelphia Eagles, Jan 21, 2023

2023 GAME-BY-GAME REGULAR-SEASON STATISTICS (GIANTS)

DATE	OPPONENT	P/S	TACKLES							INTERCEPTIONS					O. FUMB				ST				MISC		W/L	SCORE	
			TK	S	A	SK	YDS	TFL	YDS	QBH	NO	YDS	LG	TD	PD	FF	FR	TD	YDS	TK	S	A	FF	FR			S
09/10	Cowboys	S	4	3	1	0.0	0.0	0	0	0	0	0	0	0	0	0	0	0	0	0	0	0	0	0	0	L	0-40
09/17	at Cardinals	S	5	4	1	0.0	0.0	0	0	0	0	0	0	1	0	0	0	0	0	0	0	0	0	0	0	W	31-28
09/21	at 49ers	S	3	2	1	0.0	0.0	0	0	0	0	0	0	1	0	0	0	0	0	0	0	0	0	0	0	L	12-30
10/02	Seahawks	S	4	3	1	0.0	0.0	0	0	0	0	0	0	0	0	0	0	0	0	0	0	0	0	0	0	L	3-24
10/08	at Dolphins	S	1	1	0	0.0	0.0	0	0	0	0	0	0	0	0	0	0	0	0	0	0	0	0	0	0	L	16-31
10/15	at Bills	S	6	6	0	0.0	0.0	0	0	0	0	0	0	0	0	0	0	0	0	0	0	0	0	0	0	L	9-14
10/22	Commanders		ON INACTIVE LIST																			W	14-7				
10/29	Jets	S	4	4	0	0.0	0.0	0	0	0	0	0	0	1	0	0	0	0	0	0	0	0	0	0	0	L	10-13+
11/05	at Raiders	S	1	1	0	0.0	0.0	0	0	0	0	0	0	0	0	0	0	0	0	0	0	0	0	0	0	L	6-30
11/12	at Cowboys		ON INACTIVE LIST																			L	17-49				
11/19	at Commanders		ON INACTIVE LIST																			W	31-19				
11/26	Patriots	S	8	5	3	0.0	0.0	0	0	0	0	0	1	0	0	0	0	0	0	0	0	0	0	0	0	W	10-7
12/11	Packers	S	4	2	2	0.0	0.0	0	0	0	0	0	1	0	0	0	0	0	0	0	0	0	0	0	0	W	24-22
2023 TOTALS		10-10	40	31	9	0.0	0.0	0	0	0	0	0	5	0	0	0	0	0	0	0	0	0	0	0	0	5-8	

+ - Overtime

2023 GAME-BY-GAME REGULAR-SEASON STATISTICS (GIANTS)

DATE	OPPONENT	P/S	RUSHING					RECEIVING					W/L	SCORE			
			NO.	YDS.	AVG.	LG	TD	NO.	YDS.	AVG.	LG	TD					
09/10	Cowboys	S	0	0	0.0	0	0	0	0	0.0	0	0	0	0	0	L	0-40
09/17	at Cardinals	S	0	0	0.0	0	0	0	0	0.0	0	0	0	0	0	W	31-28
09/21	at 49ers	S	0	0	0.0	0	0	0	0	0.0	0	0	0	0	L	12-30	
10/02	Seahawks	S	0	0	0.0	0	0	0	0	0.0	0	0	0	0	L	3-24	
10/08	at Dolphins	S	0	0	0.0	0	0	0	0	0.0	0	0	0	0	L	16-31	
10/15	at Bills	S	0	0	0.0	0	0	0	0	0.0	0	0	0	0	L	9-14	
10/22	Commanders		ON INACTIVE LIST														
10/29	Jets	S	0	0	0.0	0	0	0	0	0.0	0	0	0	0	L	10-13+	
11/05	at Raiders	S	0	0	0.0	0	0	0	0	0.0	0	0	0	0	L	6-30	
11/12	at Cowboys		ON INACTIVE LIST														
11/19	at Commanders		ON INACTIVE LIST														
11/26	Patriots	S	0	0	0.0	0	0	0	0	0.0	0	0	0	0	W	10-7	
12/11	Packers	S	0	0	0.0	0	0	0	0	0.0	0	0	0	0	W	24-22	
2023 TOTALS		10-10	0	0	0.0	0	0	0	0	0.0	0	0	0	0	5-8		

+ - Overtime



CASEY KREITER

[CRY-ter]

HEIGHT: 6-1
WEIGHT: 250
COLLEGE: IOWA
HOW ACQUIRED: FA-'20
NFL EXP.: 8TH YEAR
GIANTS EXP.: 4TH YEAR

LS

59

HONORS

- » Pro Bowl: 2018

TRANSACTIONS

- » Signed as a rookie free agent by the Dallas Cowboys on May 12, 2014...Waived by Dallas on Aug. 26, 2014...Signed by Dallas on March 17, 2015...Waived by Dallas on Aug. 31, 2015...Signed by the Denver Broncos on April 4, 2016...Signed as a free agent by the Giants on April 1, 2020.

CAREER HIGHLIGHTS

- » Has played in 121 regular-season games for Denver and Giants and 2 postseason games for the Giants...Played in every regular-season game each of the previous 6 seasons...Made 10 special teams tackles...Selected to the AFC Pro Bowl team following the 2018 season.
- » In 2022, played in all 17 regular-season games and 2 postseason games for the Giants...Delivered snaps on punts and placekicks without error throughout the regular season and in the NFC Wild Card Game at Minnesota (1/15) and divisional round at Philadelphia (1/21).
- » In 2021, played in all 17 games and handled 125 snaps without an unplayable delivery.
- » In his first season with the Giants in 2020, flawlessly snapped on punts and placekicks in all 16 games...Had one special teams tackle, at Cincinnati (11/29).
- » In 2019, snapped for punts and placekicks in each of Denver's 16 games...Credited with 2 special teams tackles – one vs. Jacksonville (9/29) and one at Buffalo (11/24).
- » In 2018, Kreiter played in all 16 games and was the AFC's snapper in the Pro Bowl after handling 146 snaps without an unplayable delivery.
- » In 2017, snapped in all 16 games and made 2 special-teams tackles – one apiece vs. Dallas (9/17) and at Miami (12/3).
- » In his first active season in 2016, Kreiter played in 10 games before suffering a season-ending calf injury...Made his NFL debut vs. Carolina (9/8)...Snapped and made one special-teams tackle at San Diego (10/13)...Placed on injured reserve on Dec 16.
- » In 2015, competed with Dallas in training camp and was waived during final roster cutdowns on Aug. 31.
- » In 2014, spent training camp with Dallas before being waived on Aug. 26.

COLLEGE

- » Kreiter snapped in 40 games for the University of Iowa, earning honorable mention All-Big Ten honors as a senior...Recorded 9 special-teams tackles on punt coverage...Named Academic All-Big Ten in his last 3 seasons.

OFF-THE-FIELD ACTIVITY

- » Participated in a virtual conversation for Mental Health Awareness Month with students across New York City to share the importance of mental health...Attended The Giants Foundation Golf Classic which raised over \$400,000 for The Giants Foundation...Attended the My Sisters' Place Spring Gala to support their mission to end domestic violence and human trafficking...Kicked off the Clifton School #5 field day and participated in activities with the students...Met with members from the Wounded Warriors Project during their visit at the Quest Diagnostic Training Facility to watch practice and enjoy a day with the Giants...Joined members from HicksStrong, an organization that provides mental health services for veterans and active military members, to participate in a Hug Mug event at the Quest Diagnostic Training Facility to paint mugs for military members...Represented Gamers Outreach, a non-profit that provides relief through video gaming to children who are going through medical treatments, during Week 13 of the My Cause My Cleats NFL Initiative.

PERSONAL

- » Kreiter (pronounced CRY-ter) has 3 children: Landen, Breckyn and Quincy...Attended Central High School in DeWitt, Iowa, where he earned first-team all-state honors as a senior and 2nd team accolades as a junior...Competed in wrestling, baseball and track and field...Spent his time out of football teaching in Iowa...Chosen as a Broncos Community Ambassador Award winner in 2017.

CASEY KREITER'S NFL REGULAR SEASON STATISTICS

DATE	TEAM	GP
2016	Broncos	10
2017	Broncos	16
2018	Broncos	16
2019	Broncos	16
2020	Giants	16
2021	Giants	17
2022	Giants	17
2023	Giants	13
NFL TOTALS		121

CASEY KREITER'S NFL POSTSEASON STATISTICS


DATE	TEAM	GP
2022	Giants	2
NFL TOTALS		2

Additional Statistics: 2016 – one special teams tackle; 2017 – 2 special teams tackles; 2019 – 2 special teams tackles; 2020 – one special teams tackle.

2023 GAME-BY-GAME REGULAR-SEASON STATISTICS (GIANTS)

DATE	OPPONENT		W/L	SCORE
09/10	Cowboys	P	L	0-40
09/17	at Cardinals	P	W	31-28
09/21	at 49ers	P	L	12-30
10/02	Seahawks	P	L	3-24
10/08	at Dolphins	P	L	16-31
10/15	at Bills	P	L	9-14
10/22	Commanders	P	W	14-7
10/29	Jets	P	L	10-13+
11/05	at Raiders	P	L	6-30
11/12	at Cowboys	P	L	17-49
11/19	at Commanders	P	W	31-19
11/26	Patriots	P	W	10-7
12/11	Packers	P	W	24-22
2023 TOTALS		13	5-8	

+ - Overtime



DEXTER LAWRENCE II

DL

HEIGHT: 6-4
WEIGHT: 340
COLLEGE: CLEMSON
HOW ACQUIRED: D1-'19
NFL EXP.: 5TH YEAR
GIANTS EXP.: 5TH YEAR

97

HONORS

- » Pro Bowl: 2022
- » Second-team All Pro: 2022

TRANSACTIONS

- » Originally a first-round (17th pick overall) draft choice by the Giants in 2019.

2023 SEASON HIGHLIGHTS

- » Has recorded 44 tackles, 19 quarterback hits, 4.5 sacks, 4 tackles for loss and 2 passes defended this season.
- » Recorded 4 tackles, a career-high 2 passes defended, 1.0 sack, 1 tackle for loss and 1 quarterback hit in Week 11 at Washington...Became the 1st Giants defensive lineman since Jason Pierre-Paul (vs. KC, 11/19/2017) to record 2 passes defended in a game.
- » Totaled 3 tackles, 5 quarterback hits, 1.0 sack and 1 tackle for loss in Week 8 vs. the New York Jets...His 5 quarterback hits tied his single-game career-high set on 11/13/22...Had 12 quarterback pressures per TruMedia, which tied 49ers DE Nick Bosa for the most in Week 8.
- » Recorded a career-high-tying 2 sacks to go along with 6 total tackles and 4 quarterback hits in the 14-7 win vs. Washington in Week 7.

CAREER HIGHLIGHTS

- » Has played in 76 regular-season games with 69 starts for the Giants and started both postseason games in which he's played...Career totals include 257 tackles (141 solo), 21.0 sacks, 77 quarterback hits, 25 tackles for loss, 4 forced fumbles, and 10 passes defended...Postseason totals include 12 tackles (6 solo), one tackle for loss and 4 quarterback hits...Lawrence is the Giants' first defensive lineman to post at least 2.5 sacks in each of his first 4 seasons...Mathias Kiwanuka, a defensive end who played linebacker in 2nd season, had 2.5 or more sacks in 9 Giants seasons.
- » In 2022, started all 16 regular-season games in which he played he played in and both postseason games for the Giants...Inactive at Philadelphia along with numerous other starters (1/8)...In addition to his Pro Bowl and all-pro accolades, Lawrence set careers highs with 68 tackles (35 solo), 7 tackles for loss, 7.5 sacks, 28 quarterback hits, 3 passes defended and 2 forced fumbles...In the postseason, he had 12 tackles (6 solo), one tackle for loss and 4 quarterback hits.
- » Forced a fumble vs. Carolina (9/18)...Notched a single-game career-high 2.0 sacks of Justin Fields vs. Chicago (10/2)...Recorded 5 tackles (4 solo) and 1.0 sack for 6 yards at Green Bay (10/9)...Sacked quarterback Lamar Jackson for a 7-yard loss vs. Baltimore (10/16), his career-long 3rd consecutive game with a sack...Collected a 9-yard sack of quarterback Davis Mills and was credited with a career-best 5 quarterback hits vs. Houston (11/13)...Shared the team lead with 7 tackles (3 solo) vs. Detroit (11/20).
- » Picked up his 6th sack of the season and tallied a career-high 9 tackles (4 solo), including one tackle for loss and 2 quarterback hits vs. Washington (12/4)...Registered 2 tackles (one solo), one forced fumble and 3 quarterback hits and combined with Azeez Ojulari on a 9-yard sack of Taylor Heinicke at Washington (12/18)...Recorded an 8-yard sack of Nick Foles vs. Indianapolis (1/1), increasing his regular-season total to a career-high and team-leading 7.5 sacks.
- » Produced 6 tackles in both postseason games – 2 solo in the NFC Wild Card Game at Minnesota (1/15) and 4 solo in the divisional round at Philadelphia (1/21)...Also added a tackle for loss and 4 quarterback hits of Kirk Cousins at Minnesota.
- » In 2021, played in 16 games with 10 starts and set then career highs of 54 tackles (27 solo) and 11 quarterback hits...Added 2.5 sacks, 5 tackles for loss, 2 passes defended and one forced fumble.
- » Started and tallied 3 tackles (one solo), one quarterback hit and one tackle for loss vs. Atlanta (9/26)...Made 7 tackles (2 solo) and added a half-sack vs. the Rams (10/17)...Recorded his first full sack of the season for a 6-yard loss vs. Carolina (10/24)...Forced the 2nd fumble of his career vs. Philadelphia (11/28) when he stripped Eagles running back Boston Scott in the 4th quarter, which was recovered by safety Julian Love.
- » Produced 7 tackles (4 solo), 1.0 sack, one tackle for loss and a career-high 3 quarterback hits at the L.A. Chargers (12/12)...Did not play at Chicago (1/2) when he was on the Reserve/COVID-19 list, ending his streak of 47 consecutive games played to start his career...Started and totaled 5 tackles (3 solo) and with a tackle for loss vs. Washington (1/9).
- » In 2020, played in all 16 games with 15 starts at defensive tackle...Did not start vs. Pittsburgh (9/14)...Tied linebacker Kyler Fackrell for 2nd on the team with 4.0 sacks...Tallied 53 tackles (30 solo), 6 tackles for loss, 10 quarterback hits and 2 passes defended.
- » Lawrence had 1.0 sack in 4 games – vs. Pittsburgh, at Philadelphia (10/22), vs. Philadelphia (11/15) and vs. Cleveland (12/20)...Twice posted a season-high 6 tackles – 3 solo at the Rams (10/4) and 2 solo vs. the Browns...Collected 5 unassisted stops at Chicago (9/20)...Had 3 tackles (one solo) vs. Washington (10/18) and teamed with Blake Martinez to pressure Kyle Allen into throwing an incomplete pass on a potential game-winning 2-point conversion with 36 seconds remaining, clinching the Giants' first victory of the season.

- » As a rookie in 2019, was one of 6 Giants players to start all 16 games...It was the 5th consecutive season in which a Giants rookie drafted in the first and/or 2nd round started all 16 games. The others were safety Landon Collins (2015), wide receiver Sterling Shepard (2016), defensive tackle Dalvin Tomlinson (2017), and running back Saquon Barkley and guard Will Hernandez (2018)...When Lawrence started the season opener in Dallas (9/8), it marked the 7th consecutive season the Giants started a rookie draft choice in their first game.
- » Lawrence totaled 38 tackles (24 solo), 2.5 sacks, one forced fumble, 3 tackles for loss, 9 quarterback hits and one pass defended...Had one solo tackle in his NFL debut at the Cowboys...Tallied a season-high 5 tackles (3 solo) vs. Minnesota (10/6) and 4 stops (2 solo) vs. Buffalo and at New England...Also collected a season-best 3 solo tackles vs. Green Bay (12/1) and at Philadelphia (12/9)...Recorded his first career sack, a 7-yard takedown of Jameis Winston, at Tampa Bay (9/22)...Also registered an 11-yard sack of Kirk Cousins vs. the Vikings and shared a 9-yarder of Matthew Stafford with Markus Golden at Detroit (10/27).

COLLEGE

- » Played in 40 games with 36 starts in 3 seasons (2016-18) at Clemson...Three-time All-ACC selection...Career totals include 162 tackles (100 solo) 19 tackles for losses, 11.0 sacks, one forced fumble, 3 fumble recoveries, 5 passes defended, one interception, and 43 quarterback pressures...In 2018, started all 13 games in which he played for the national champion Tigers...AFCA first-team All-America and first-team All-ACC selection...Credited with 44 tackles (30 solo), 7.5 tackles for loss, 1.5 sacks, 3 pass breakups, 15 quarterback pressures, one fumble recovery, one blocked kick and one rushing touchdown in 467 combined offensive and defensive snaps...In 2017, started all 12 games in which he played...Missed 2 games with a foot injury...One of 18 semifinalists for the Bednarik Award, which is presented to the best defensive player in college football...First-team All-ACC selection...Finished the season with 39 tackles (22 solo), 3 tackles for loss, 2.5 sacks, 5 quarterback pressures, one pass breakup and one forced fumble...In 2016, played in 15 games with 11 starts for Clemson's national championship team...Named Freshman All-America by ESPN and USA Today...ACC Defensive Rookie of the Year (media, coaches)...2nd-team All-ACC...All-ACC Academic Team selection...Shared Rookie of the Year honors defensively with Clelin Ferrell... Produced a career-high 79 tackles (48 solo), 9.5 tackles for loss and set a Clemson freshman record with 7.0 sacks.

OFF-THE-FIELD ACTIVITY

- » Partnered with the American Heart Association to host a virtual Play 60 conversation with students across the tri-state area to encourage them to be active for 60 minutes a day and create healthy habits...Attended The Giants Foundation Golf Classic which raised over \$400,000 for The Giants Foundation...Attended the United Way of New York City's Gridiron Gala event at Glasshouses in NYC, which raised more than \$2.4 million for UWNYC programming...Joined members from HicksStrong, an organization that provides mental health services for veterans and active military members, to participate in a Hug Mug event at the Quest Diagnostic Training Facility to paint mugs for military members...Met with members from the Wounded Warriors Project during their visit at the Quest Diagnostic Training Facility to watch practice and enjoy a day with the Giants...Partnered with Stop and Shop to meet and distribute meals to members of the Bronx community... Participated in Jingle Jam, where he helped spread holiday joy to over 500 New Jersey foster children by spending time with them and assisting with the gift distribution.

PERSONAL

- » Justice studies major...Was one of the highest-rated 5-star recruits in Clemson history...First-team USA Today All-America...Rated as the consensus top player in North Carolina...AP Prep Player of the Year in North Carolina in 2015...Played in the U.S. Army All-America Game...As a senior at Wake Forest High School, was selected first-team all-state after finishing with 91 tackles, 21 tackles for a loss, 13.0 sacks, and 16 quarterback hurries...Helped Wake Forest to a 12-1 record...As a junior, had 55 tackles, 10 sacks, 25 tackles for loss, 3 blocked kicks and 3 forced fumbles and helped the team to a 15-1 record and a berth in AAAA State Championship game...As a sophomore, had 56 tackles, including 19 tackles for loss and 5.0 sacks...Concluded his career with 204 tackles, 65 tackles for loss, 28.0 sacks, 6 forced fumbles and 3 fumble recoveries...Played 3 years of basketball...Enrolled at Clemson in January 2016.

DEXTER LAWRENCE II'S NFL REGULAR SEASON DEFENSIVE STATISTICS

DATE	TEAM	GP	GS	TACKLES								INTERCEPTIONS					O. FUMB				ST				MISC					
				TK	S	A	TFL	YDS	SK	YDS	QBH	NO	YDS	LG	TD	PD	FF	FR	TD	YDS	TK	S	A	FF	FR	S	A			
2019	Giants	16	16	38	24	14	3	21	2.5	22.5	9	0	0	0	0	1	1	0	0	0	0	0	0	0	0	0	0	0	0	0
2020	Giants	16	15	53	30	23	6	29	4.0	26.0	10	0	0	0	0	2	0	0	0	0	0	0	0	0	0	0	0	0	0	0
2021	Giants	16	10	54	27	27	5	14	2.5	14.0	11	0	0	0	0	2	1	0	0	0	0	0	0	0	0	0	0	0	0	0
2022	Giants	16	16	68	35	33	7	38	7.5	49.5	28	0	0	0	0	3	2	0	0	0	0	0	0	0	0	0	0	0	0	0
2023	Giants	12	12	44	25	19	4	39	4.5	36.5	19	0	0	0	0	2	0	0	0	0	0	0	0	0	0	0	0	0	0	0
NFL TOTALS		76	69	257	141	116	25	141	21.0	148.5	77	0	0	0	0	10	4	0	0	0	0	0	0	0	0	0	0	0	0	0

DEXTER LAWRENCE II'S NFL POSTSEASON DEFENSIVE STATISTICS

DATE	TEAM	GP	GS	TACKLES								INTERCEPTIONS					O. FUMB				ST				MISC					
				TK	S	A	TFL	YDS	SK	YDS	QBH	NO	YDS	LG	TD	PD	FF	FR	TD	YDS	TK	S	A	FF	FR	S	A			
2022	Giants	2	2	12	6	6	1	2	0.0	0.0	4	0	0	0	0	0	0	0	0	0	0	0	0	0	0	0	0	0	0	0
NFL TOTALS		2	2	12	6	6	1	2	0.0	0.0	4	0	0	0	0	0	0	0	0	0	0	0	0	0	0	0	0	0	0	0

SINGLE-GAME HIGHS: DEFENSIVE

Total Tackles 9 vs. Washington Commanders, Dec 04, 2022
 7 at San Francisco 49ers, Sep 21, 2023
 7 vs. Detroit Lions, Nov 20, 2022
 7 at Los Angeles Chargers, Dec 12, 2021
 ...1 more at 7.

Solo Tackles 5 at Minnesota Vikings, Dec 24, 2022
 5 at Chicago Bears, Sep 20, 2020
 4 at Washington Commanders, Nov 19, 2023
 4 at San Francisco 49ers, Sep 21, 2023
 ...5 more at 4.

Sacks 2.0 vs. Washington Commanders, Oct 22, 2023
 2.0 vs. Chicago Bears, Oct 02, 2022
 1.0 at Washington Commanders, Nov 19, 2023
 1.0 vs. New York Jets, Oct 29, 2023
 ...13 more at 1.0.

Passes Defensed 2 at Washington Commanders, Nov 19, 2023
 1 at Minnesota Vikings, Dec 24, 2022
 1 vs. Houston Texans, Nov 13, 2022
 1 vs. Baltimore Ravens, Oct 16, 2022
 ...5 more at 1.

Forced Fumbles 1 at Washington Commanders, Dec 18, 2022
 1 vs. Carolina Panthers, Sep 18, 2022
 1 vs. Philadelphia Eagles, Nov 28, 2021
 ...1 more at 1.

Tackles For Loss 1 at Washington Commanders, Nov 19, 2023
 1 vs. New York Jets, Oct 29, 2023
 1 vs. Washington Commanders, Oct 22, 2023
 ...22 more at 1.

SINGLE-GAME HIGHS - POSTSEASON: DEFENSIVE

Total Tackles 6 at Philadelphia Eagles, Jan 21, 2023
 6 at Minnesota Vikings, Jan 15, 2023

Solo Tackles 4 at Philadelphia Eagles, Jan 21, 2023
 2 at Minnesota Vikings, Jan 15, 2023

2023 GAME-BY-GAME REGULAR-SEASON STATISTICS (GIANTS)

DATE	OPPONENT	P/S	TACKLES									INTERCEPTIONS					O. FUMB				ST		MISC		W/L	SCORE				
			TK	S	A	SK	YDS	TFL	YDS	QBH	NO	YDS	LG	TD	PD	FF	FR	TD	YDS	TK	S	A	FF	FR			S	A		
09/10	Cowboys	S	4	1	3	0.0	0.0	0	0	2	0	0	0	0	0	0	0	0	0	0	0	0	0	0	0	0	L	0-40		
09/17	at Cardinals	S	4	3	1	0.0	0.0	1	0	2	0	0	0	0	0	0	0	0	0	0	0	0	0	0	0	0	W	31-28		
09/21	at 49ers	S	7	4	3	0.0	0.0	0	0	0	0	0	0	0	0	0	0	0	0	0	0	0	0	0	0	0	L	12-30		
10/02	Seahawks	S	3	2	1	0.0	0.0	0	0	1	0	0	0	0	0	0	0	0	0	0	0	0	0	0	0	0	L	3-24		
10/08	at Dolphins	S	1	1	0	0.0	0.0	0	0	0	0	0	0	0	0	0	0	0	0	0	0	0	0	0	0	0	L	16-31		
10/15	at Bills	S	1	1	0	0.0	0.0	0	0	0	0	0	0	0	0	0	0	0	0	0	0	0	0	0	0	0	L	9-14		
10/22	Commanders	S	6	2	4	2.0	17.5	1	10	4	0	0	0	0	0	0	0	0	0	0	0	0	0	0	0	0	W	14-7		
10/29	Jets	S	3	2	1	1.0	6.0	1	21	5	0	0	0	0	0	0	0	0	0	0	0	0	0	0	0	0	L	10-13+		
11/05	at Raiders	S	3	2	1	0.0	0.0	0	0	0	0	0	0	0	0	0	0	0	0	0	0	0	0	0	0	0	L	6-30		
11/12	at Cowboys	S	5	3	2	0.0	0.0	0	0	2	0	0	0	0	0	0	0	0	0	0	0	0	0	0	0	0	L	17-49		
11/19	at Commanders	S	4	4	0	1.0	8.0	1	8	1	0	0	0	0	2	0	0	0	0	0	0	0	0	0	0	0	W	31-19		
11/26	Patriots		ON INACTIVE LIST																										W	10-7
12/11	Packers	S	3	0	3	0.5	5.0	0	0	2	0	0	0	0	0	0	0	0	0	0	0	0	0	0	0	0	W	24-22		
2023 TOTALS		12-12	44	25	19	4.5	36.5	4	39	19	0	0	0	0	2	0	0	0	0	0	0	0	0	0	0	0	5-8			

+ - Overtime



BOBBY MCCAIN

HEIGHT: 5-9
WEIGHT: 196
COLLEGE: MEMPHIS
HOW ACQUIRED: FA-'23
NFL EXP.: 9TH YEAR
GIANTS EXP.: 1ST YEAR

S
21

TRANSACTIONS

- » Originally a 5th-round (145th pick overall) draft choice by the Miami Dolphins in 2015...Released by Miami on May 6, 2021...Signed by Washington on May 17, 2021...Released by Washington on Feb. 27, 2023...Signed as a free agent by the Giants on March 23, 2023.

CAREER HIGHLIGHTS

- » Has played in 130 regular-season games with 87 starts for the Giants, Miami and Washington...Started his only postseason game, for the Dolphins...Regular-season totals include 381 tackles (293 solo), 12 tackles for loss, 4.0 sacks, 11 interceptions, including one returned for a touchdown, 45 passes defended, 8 quarterback hits and 2 forced fumbles.
- » In 2022, played in 17 games with 16 starts –14 at safety and 2 at cornerback – for Washington...Did not start at San Francisco (12/24)...Totaled a career-high 76 tackles (53 solo), 3 tackles for loss, one quarterback hit and one forced fumble.
- » Made 2-plus tackles in each of the first 6 games of the season...Recorded a career-high 11 tackles (9 solo) and forced one fumble vs. the Giants (12/18)...Tallied 8 tackles (6 solo) at Indianapolis (10/30) and vs. Minnesota (11/6).
- » In his first season in Washington in 2021, played in all 17 games with 16 starts – 8 at cornerback and 8 at free safety...Led the team with 4 interceptions, including one returned for a touchdown, while collecting 63 tackles (47 solo) and 9 passes defended...Twice had 10 tackles (7 solo) in a game –vs. the Chargers (9/12) and at Dallas (12/26)...Intercepted a Patrick Mahomes pass and returned it 5 yards vs. Kansas City (10/17)...Picked off a Tom Brady pass and returned it for 19 yards vs. Tampa Bay (11/14)...Intercepted 2 Jake Fromm passes, a career-high, and returned one 30 yards for a touchdown at the Giants (1/9).
- » In 2020, played in all 16 games with 15 starts in his last season with Miami...Had 46 tackles (39 solo), one interception and 5 passes defended...Intercepted a Jimmy Garoppolo pass and returned it for 19 yards at San Francisco (10/11).
- » In 2019, played in 9 games with 8 starts, all at safety, for Miami... Had 25 tackles (19 solo), 3 tackles for loss, 2 interceptions and 3 passes defended...Picked off a Dak Prescott pass and returned it 21 yards at Dallas (9/22)...Intercepted a pass at Indianapolis, (11/10)...Started at safety for the first time in his career vs. Baltimore (9/8)...Missed the rest of the season after being placed on injured reserve (shoulder) on Nov. 20.
- » In 2018, played in 14 games with 13 starts for Miami...Had 60 tackles (50 solo), 3 tackles for loss, 2.0 sacks, one interception and 5 passes defended.
- » In 2017, played in all 16 games with 7 starts for Miami...Finished with 45 tackles (33 solo), 3 tackles for loss, 1.0 sack, 2 interceptions and 7 passes defended...Sacked Trevor Siemian for a 13-yard loss and had 3 passes defended vs. Denver (12/3).
- » In 2016, played in all 16 games with 8 starts for Miami...Made 44 tackles (32 solo), 1.0 sack, one interception, 6 passes defended and one forced fumble...Collected his first sack, an 11-yarder of Andy Dalton, at Cincinnati (9/29)...Intercepted a pass vs. the Jets (11/6).
- » As a rookie in 2015, played in 16 games with 4 starts and started Miami's only postseason game...In the regular season, made 22 tackles (19 solo) and 4 passes defended...Made NFL debut at Washington (9/13)...Posted 2 tackles (one solo) in his first career start, at cornerback, at Philadelphia (11/15)...Made 2 tackles in the AFC Wild Card Game at Pittsburgh (1/8).

COLLEGE

- » Played in 45 games with 43 starts at Memphis...Career totals included 136 tackles (108 solo), 1.5 sacks, 12 interceptions, 27 passes defended, 3 fumble recoveries and one forced fumble...Returned 42 kickoffs for 1,061 yards (25.3-yard avg.).

PERSONAL

- » Earned a degree in sports & leisure management...Attended Oxford High School in Oxford, Ala...As a senior, made 35 tackles and one interception...Had 25 receptions for 378 yards (15.1-yard avg.) and 3 touchdowns...Added 28 carries for 212 yards and 6 touchdowns...McCain was considered a 3-star recruit by Rivals.com and was listed as the No. 36 prospect from the state of Alabama in 2011...Son of Bernard and Tosha Lawler.

BOBBY MCCAIN'S NFL REGULAR SEASON DEFENSIVE STATISTICS

DATE	TEAM	GP	GS	TACKLES							INTERCEPTIONS					O. FUMB				ST				MISC		
				TK	S	A	TFL	YDS	SK	YDS	QBH	NO	YDS	LG	TD	PD	FF	FR	TD	YDS	TK	S	A	FF	FR	S
2015	Dolphins	16	4	22	19	3	0	0.0	0.0	0	0	0	0	0	4	0	0	0	0	6	4	2	0	0	0	0
2016	Dolphins	16	8	43	31	12	3	18	1.0	11.0	2	1	0	0	6	1	0	0	0	2	1	1	0	0	0	0
2017	Dolphins	16	7	45	33	12	3	15	1.0	13.0	1	2	6	6	7	0	0	0	0	3	3	0	0	0	0	0
2018	Dolphins	14	13	60	50	10	3	18	2.0	14.0	2	1	0	0	5	0	0	0	0	1	0	1	0	0	0	0
2019	Dolphins	9	8	25	19	6	0	0	0.0	0.0	0	2	53	32	0	3	0	0	0	0	0	0	0	0	0	0
2020	Dolphins	16	15	46	39	7	0	0	0.0	0.0	2	1	19	19	0	5	0	0	0	0	0	0	0	0	0	0
2021	Commanders	17	16	63	47	16	0	0	0.0	0.0	0	4	63	30	1	9	0	0	0	0	0	0	0	0	0	0
2022	Commanders	17	16	76	54	22	3	3	0.0	0.0	1	0	0	0	5	1	0	0	0	0	0	0	0	0	0	0
2023	Giants	9	0	0	0	0	0	0	0.0	0.0	0	0	0	0	1	0	0	0	0	1	1	0	0	0	0	0
NFL TOTALS		130	87	380	292	88	12	54	4.0	38.0	8	11	141	32	1	45	2	0	0	0	13	9	4	0	0	0

BOBBY MCCAIN'S NFL POSTSEASON DEFENSIVE STATISTICS

DATE	TEAM	GP	GS	TACKLES							INTERCEPTIONS					O. FUMB				ST				MISC			
				TK	S	A	TFL	YDS	SK	YDS	QBH	NO	YDS	LG	TD	PD	FF	FR	TD	YDS	TK	S	A	FF	FR	S	A
2016	Dolphins	1	1	2	0	2	0	0	0.0	0.0	0	0	0	0	0	0	0	0	0	0	0	0	0	0	0	0	0
NFL TOTALS		1	1	2	0	2	0	0	0.0	0.0	0	0	0	0	0	0	0	0	0	0	0	0	0	0	0	0	

SINGLE-GAME HIGHS: DEFENSIVE

Total Tackles 10 at Dallas Cowboys, Dec 26, 2021
10 vs. Los Angeles Chargers, Sep 12, 2021
8 vs. Oakland Raiders, Sep 23, 2018
8 at Kansas City Chiefs, Dec 24, 2017
7 vs. New England Patriots, Sep 15, 2019
...3 more at 7.

Solo Tackles 7 at Dallas Cowboys, Dec 26, 2021
7 vs. Los Angeles Chargers, Sep 12, 2021
7 vs. Jacksonville Jaguars, Dec 23, 2018
...2 more at 7.

Sacks 1.0 vs. New England Patriots, Dec 09, 2018
1.0 vs. Buffalo Bills, Dec 02, 2018
1.0 vs. Denver Broncos, Dec 03, 2017
...1 more at 1.0.

Passes Defensed 3 at New York Giants, Jan 09, 2022
3 at Atlanta Falcons, Oct 03, 2021
3 vs. Denver Broncos, Dec 03, 2017
2 vs. Tennessee Titans, Sep 09, 2018
...1 more at 2.

Forced Fumbles 1 at New England Patriots, Sep 18, 2016

Tackles For Loss 2 vs. Buffalo Bills, Dec 02, 2018
2 vs. Denver Broncos, Dec 03, 2017
1 vs. New England Patriots, Dec 09, 2018
1 vs. Oakland Raiders, Nov 05, 2017
...3 more at 1.

Interceptions 2 at New York Giants, Jan 09, 2022
1 vs. Tampa Bay Buccaneers, Nov 14, 2021
1 vs. Kansas City Chiefs, Oct 17, 2021
1 at San Francisco 49ers, Oct 11, 2020
...6 more at 1.

Interception Return Yards 39 at New York Giants, Jan 09, 2022
32 at Indianapolis Colts, Nov 10, 2019
21 at Dallas Cowboys, Sep 22, 2019
19 vs. Tampa Bay Buccaneers, Nov 14, 2021
19 at San Francisco 49ers, Oct 11, 2020

Special Teams Tackles 2 vs. Houston Texans, Oct 25, 2015
1 vs. Oakland Raiders, Sep 23, 2018
1 vs. Tampa Bay Buccaneers, Nov 19, 2017
1 vs. New Orleans Saints, Oct 01, 2017
...7 more at 1.

SINGLE-GAME HIGHS - POSTSEASON: DEFENSIVE

Total Tackles 2 at Pittsburgh Steelers, Jan 08, 2017

2023 GAME-BY-GAME REGULAR-SEASON STATISTICS (GIANTS)

DATE	OPPONENT	P/S	TACKLES							INTERCEPTIONS					O. FUMB				ST				MISC		W/L	SCORE	
			TK	S	A	SK	YDS	TFL	YDS	QBH	NO	YDS	LG	TD	PD	FF	FR	TD	YDS	TK	S	A	FF	FR			S
09/10	Cowboys	P	0	0	0	0.0	0.0	0	0	0	0	0	0	0	0	0	0	0	0	0	0	0	0	0	0	L	0-40
09/17	at Cardinals	P	0	0	0	0.0	0.0	0	0	0	0	0	0	0	0	0	0	0	0	0	0	0	0	0	0	W	31-28
09/21	at 49ers	P	0	0	0	0.0	0.0	0	0	0	0	0	0	0	0	0	0	0	0	0	0	0	0	0	0	L	12-30
10/02	Seahawks																									L	3-24
10/08	at Dolphins	P	0	0	0	0.0	0.0	0	0	0	0	0	0	0	0	0	0	0	0	0	0	0	0	0	0	L	16-31
10/15	at Bills																									L	9-14
10/22	Commanders	P	0	0	0	0.0	0.0	0	0	0	0	0	0	0	0	0	0	0	0	1	1	0	0	0	0	W	14-7
10/29	Jets																									L	10-13+
11/05	at Raiders	P	0	0	0	0.0	0.0	0	0	0	0	0	0	0	0	0	0	0	0	0	0	0	0	0	0	L	6-30
11/12	at Cowboys	P	0	0	0	0.0	0.0	0	0	0	0	0	0	1	0	0	0	0	0	0	0	0	0	0	0	L	17-49
11/19	at Commanders																									W	31-19
11/26	Patriots	P	0	0	0	0.0	0.0	0	0	0	0	0	0	0	0	0	0	0	0	0	0	0	0	0	0	W	10-7
12/11	Packers	P	0	0	0	0.0	0.0	0	0	0	0	0	0	0	0	0	0	0	0	0	0	0	0	0	0	W	24-22
2023 TOTALS		9-0	0	0	0	0.0	0.0	0	0	0	0	0	0	1	0	0	0	0	1	1	0	0	0	0	0	5-8	

+ - Overtime



NICK MCCLLOUD

CB

HEIGHT: 6-0
WEIGHT: 193
COLLEGE: NOTRE DAME
HOW ACQUIRED: W(BUF)-'22
NFL EXP.: 3RD YEAR
GIANTS EXP.: 2ND YEAR

44

TRANSACTIONS:

- » Originally signed as a rookie free agent by the Buffalo Bills on May 13, 2021...Released by Buffalo on Aug. 31, 2021...Awarded off waivers to the Cincinnati Bengals on Sept. 1, 2021...Released by Cincinnati on Nov. 4, 2021...Signed to Buffalo's practice squad on Nov. 8, 2021...Signed to a reserve/futures contract by Buffalo on Jan. 24, 2022...Released by Buffalo on Aug. 30, 2022...Awarded off waivers to the Giants on Aug. 31, 2022.

2023 SEASON HIGHLIGHTS

- » Caught his 1st interception and forced his 1st fumble in Week 11 at Washington.

CAREER HIGHLIGHTS:

- » Has played in 29 regular-season games with 9 starts for Cincinnati and the Giants and played in both of the Giants' 2022 postseason games...Career totals include 46 tackles (37 solo), 9 passes defended, 2 tackles for loss, 2 quarterback hits, 3 fumble recoveries, 1.5 sacks, 1 interception and 1 fumble recovery...In the playoffs, he had 2 tackles (one solo).
- » In 2022, played in 14 games with 8 starts and in played in both of the Giants' postseason games...Started each of the last 7 regular-season games...Made Giants debut at Tennessee (9/11)...Inactive with a hamstring injury vs. Carolina (9/18), vs. Dallas (9/26) and vs. Chicago (10/2).
- » Recorded 3 solo tackles at Green Bay (10/9)...Made first career start at nickel corner and recorded 2 tackles (one solo) at Seattle (10/30)...Twice tallied a career-high 8 tackles – 7 solo at Dallas (11/24) and 6 solo vs. Washington (12/4)...Posted the first full sack of his career and totaled 1.5 sacks, 5 tackles (3 solo), including one for loss, and 2 quarterback hits at Philadelphia (1/8).
- » Recorded one tackle in both the NFC Wild Card Game at Minnesota (1/15) and divisional round at Philadelphia (1/21)...Added one forced fumble at Minnesota.
- » As a rookie in 2021, played in 2 games for Cincinnati...Played 4 snaps on special teams in his NFL debut vs. Jacksonville (9/30)... Played 14 snaps on defense and 6 on special teams at Detroit (10/17).

COLLEGE:

- » Played at North Carolina State from 2016-19 and Notre Dame in 2020...In 5 years, played in 49 games and was credited with 139 tackles (94 solo) and 39 passes defended...Intercepted 4 passes and recovered 3 fumbles...Named Defensive MVP of the 2021 Hula Bowl after intercepting 2 passes...In his lone season at Notre Dame, played in 12 games and tallied 33 tackles, 2 stops for a loss, one interception, 8 passes defended and 2 fumble recoveries...Earned 2nd-team All-ACC honors from the AP...Posted 3 tackles and 2 fumble recoveries in an overtime victory vs. No. 1 Clemson...His 2nd fumble recovery sealed the win in the 2nd overtime...In 2018, started all 11 games for N.C. State in and posted 51 tackles, 8 passes defended and 2 interceptions...Compiled a career-high 10 tackles at Clemson...Notched 7 tackles and his first career interception in a Sun Bowl game victory vs. Arizona State.

PERSONAL:

- » Earned a degree in business administration with a concentration in marketing from Notre Dame in 2020... Played defensive back and wide receiver at South Pointe High School in Rock Hill, S.C....As a senior, helped his team finish with a 14-1 record and win the South Carolina Class AAA championship with a 35-0 title-game victory for its 2nd straight-state title...As a junior, caught 33 passes for 349 yards and 2 touchdowns...Played in the North/South All-Star Game...Also played basketball and baseball...Son of Nakia, a high school football coach, and Jonetta...Has a younger brother, Nakia, and a younger sister, Carriga, who earned all-state honors in both basketball and soccer.

NICK MCCLLOUD'S NFL REGULAR SEASON DEFENSIVE STATISTICS

DATE	TEAM	GP	GS	TACKLES							INTERCEPTIONS					O. FUMB				ST				MISC			
				TK	S	A	TFL	YDS	SK	YDS	QBH	NO	YDS	LG	TD	PD	FF	FR	TD	YDS	TK	S	A	FF	FR	S	A
2021	Bengals	2	0	0	0	0	0	0	0.0	0.0	0	0	0	0	0	0	0	0	0	0	0	0	0	0	0	0	0
Went from Cincinnati to Buffalo.																											
2021	Bills	0	0	0	0	0	0	0	0.0	0.0	0	0	0	0	0	0	0	0	0	0	0	0	0	0	0	0	0
2021	TOTAL	2	0	0	0	0	0	0	0.0	0.0	0	0	0	0	0	0	0	0	0	0	0	0	0	0	0	0	0
2022	Giants	14	8	39	31	8	2	14	1.5	11.5	2	0	0	0	7	0	0	0	0	4	4	0	0	0	0	0	
2023	Giants	13	1	7	6	1	0	0	0.0	0.0	0	1	0	0	0	2	0	0	0	6	3	3	1	3	0	0	
NFL TOTALS		29	9	46	37	9	2	14	1.5	11.5	2	1	0	0	9	0	0	0	0	10	7	3	1	3	0	0	

NICK MCCLLOUD'S NFL POSTSEASON DEFENSIVE STATISTICS

DATE	TEAM	GP	GS	TACKLES							INTERCEPTIONS					O. FUMB				ST				MISC		
				TK	S	A	TFL	YDS	SK	YDS	QBH	NO	YDS	LG	TD	PD	FF	FR	TD	YDS	TK	S	A	FF	FR	S
2021	Bills	0	0	0	0	0	0	0	0.0	0.0	0	0	0	0	0	0	0	0	0	0	0	0	0	0	0	0
2022	Giants	2	0	2	1	1	0	0	0.0	0.0	0	0	0	0	0	0	0	0	0	0	1	1	0	1	0	0
NFL TOTALS		2	0	2	1	1	0	0	0.0	0.0	0	0	0	0	0	0	0	0	0	0	1	1	0	1	0	0

SINGLE-GAME HIGHS: DEFENSIVE

Total Tackles	8 vs. Washington Commanders, Dec 04, 2022 8 at Dallas Cowboys, Nov 24, 2022 5 at Philadelphia Eagles, Jan 08, 2023 4 vs. Philadelphia Eagles, Dec 11, 2022 3 at Dallas Cowboys, Nov 12, 2023 ...2 more at 3.	Tackles For Loss	1 at Philadelphia Eagles, Jan 08, 2023 1 vs. Detroit Lions, Nov 20, 2022
Solo Tackles	7 at Dallas Cowboys, Nov 24, 2022 6 vs. Washington Commanders, Dec 04, 2022 4 vs. Philadelphia Eagles, Dec 11, 2022 3 at Dallas Cowboys, Nov 12, 2023 3 at Philadelphia Eagles, Jan 08, 2023 ...2 more at 3.	Special Teams Tackles	3 at Washington Commanders, Nov 19, 2023 2 at Tennessee Titans, Sep 11, 2022 1 vs. New England Patriots, Nov 26, 2023 1 vs. New York Jets, Oct 29, 2023 1 at Buffalo Bills, Oct 15, 2023 ...2 more at 1.
Sacks	1.5 at Philadelphia Eagles, Jan 08, 2023	Special Teams Forced Fumbles	1 at Washington Commanders, Nov 19, 2023
Passes Defensed	2 at Washington Commanders, Dec 18, 2022 2 vs. Washington Commanders, Dec 04, 2022 1 vs. Washington Commanders, Oct 22, 2023 1 at Philadelphia Eagles, Jan 08, 2023 ...2 more at 1.		

SINGLE-GAME HIGHS - POSTSEASON: DEFENSIVE

Total Tackles	1 at Minnesota Vikings, Jan 15, 2023	Special Teams Forced Fumbles	1 at Minnesota Vikings, Jan 15, 2023
Special Teams Tackles	1 at Minnesota Vikings, Jan 15, 2023		

2023 GAME-BY-GAME REGULAR-SEASON STATISTICS (GIANTS)

DATE	OPPONENT	P/S	TACKLES							INTERCEPTIONS					O. FUMB				ST				MISC		SCORE			
			TK	S	A	SK	YDS	TFL	YDS	QBH	NO	YDS	LG	TD	PD	FF	FR	TD	YDS	TK	S	A	FF	FR		S	A	W/L/T
09/10	Cowboys	P	1	1	0	0.0	0.0	0	0	0	0	0	0	0	0	0	0	0	0	0	0	0	0	0	0	0	L	0-40
09/17	at Cardinals	P	0	0	0	0.0	0.0	0	0	0	0	0	0	0	0	0	0	0	0	0	0	0	0	0	0	0	W	31-28
09/21	at 49ers	P	0	0	0	0.0	0.0	0	0	0	0	0	0	0	0	0	0	0	0	0	0	0	0	0	0	0	L	12-30
10/02	Seahawks	P	0	0	0	0.0	0.0	0	0	0	0	0	0	0	0	0	0	0	0	0	0	0	1	0	0	L	3-24	
10/08	at Dolphins	P	0	0	0	0.0	0.0	0	0	0	0	0	0	0	0	0	0	0	0	0	0	0	0	0	0	L	16-31	
10/15	at Bills	P	0	0	0	0.0	0.0	0	0	0	0	0	0	0	0	0	0	0	1	0	1	0	0	0	0	L	9-14	
10/22	Commanders	P	1	0	1	0.0	0.0	0	0	0	0	0	0	0	1	0	0	0	0	0	0	0	1	0	0	W	14-7	
10/29	Jets	P	0	0	0	0.0	0.0	0	0	0	0	0	0	0	0	0	0	0	1	1	0	0	0	0	0	L	10-13+	
11/05	at Raiders	P	1	1	0	0.0	0.0	0	0	0	0	0	0	0	0	0	0	0	0	0	0	0	0	0	0	L	6-30	
11/12	at Cowboys	S	3	3	0	0.0	0.0	0	0	0	0	0	0	0	0	0	0	0	0	0	0	0	0	0	0	L	17-49	
11/19	at Commanders	P	1	1	0	0.0	0.0	0	0	0	1	0	0	0	1	0	0	0	0	3	2	1	1	0	0	W	31-19	
11/26	Patriots	P	0	0	0	0.0	0.0	0	0	0	0	0	0	0	0	0	0	0	1	0	1	0	1	0	0	W	10-7	
12/11	Packers	P	0	0	0	0.0	0.0	0	0	0	0	0	0	0	0	0	0	0	0	0	0	0	0	0	0	W	24-22	
2023 TOTALS		13-1	7	6	1	0.0	0.0	0	0	0	1	0	0	0	2	0	0	0	0	6	3	3	1	3	0	0	5-8	

+ - Overtime



MICAH MCFADDEN

ILB

HEIGHT: 6-2
WEIGHT: 232
COLLEGE: INDIANA
HOW ACQUIRED: D5-'22
NFL EXP.: 2ND YEAR
GIANTS EXP.: 2ND YEAR

41

TRANSACTIONS

- » Originally a 5th-round (146th pick overall) draft choice by the Giants in 2022.

2023 SEASON HIGHLIGHTS

- » Ranks 3rd on the Giants in tackles (76; 46 solo) and has 11 tackles for loss, which is the second-most on the team...Has also added 6 quarterback hits, 3 passes defended, 3 fumble recoveries, 1 interception and 1.0 sack...His 3 fumble recoveries are tied for 1st in the league.
- » In Week 11 at Washington, tallied 8 tackles (5 solo), 1 tackle for loss, 1 pass defended and 1 fumble recovery.
- » Totaled 6 tackles (3 solo), 2 tackles for loss and 1 quarterback hit in Week 9 at Las Vegas.
- » Recorded 4 tackles and a fumble recovery in Week 8 vs. the New York Jets.
- » Produced 7 tackles, 2 quarterback hits and a half-sack in the 14-7 win over Washington in Week 7.
- » In Week 6 at Buffalo, recorded 7 tackles (3 solo), 1 quarterback hit, 1 pass defended, 1 interception and 1 fumble recovery...Became the 1st Giant since CB James Bradberry (10/4/21) to record an interception and fumble recovery in the same game.
- » Posted a career-high-tying 10 total tackles and 4 tackles for loss at San Francisco (9/21)...His 4 tackles for loss were the most by a Giants defender in a single game since Justin Tuck against Washington on 12/1/13.
- » Led all Giants in total tackles (10) on Sunday Night Football vs. Dallas...Finished with 10 tackles, 1 tackle for loss and 1 special teams tackle.

CAREER HIGHLIGHTS

- » Has played in 29 games (19 starts) through 2 seasons with the Giants...Has recorded 134 tackles (81 solo), 17 tackles for loss, 8 quarterback hits, 3 passes defended, 1 forced fumble, 3 fumble recoveries and 1 interception.
- » As a rookie in 2022, played in all 17 regular-season games with 7 starts...Inactive for both Giants' postseason games...Finished with 58 tackles (35 solo), 2.0 sacks, 6 tackles for loss, 2 quarterback hits and one forced fumble.
- » Made NFL debut at Tennessee (9/11)...In his first career start, recorded 4 tackles (2 solo) vs. Chicago (10/2)...Tallied 4 tackles (3 solo), including one for loss, in addition to one quarterback hit and a 7-yard sack of Geno Smith at Seattle (10/30).
- » Next started at Houston and posted 2 tackles (11/13)...Registered 2 tackles for loss at Dallas (11/24)...Tallied a career-high 9 tackles (4 solo) in addition to a forced fumble vs. Washington (12/4)...Made 5 solo tackles, including one for loss, in a start vs. Philadelphia (12/11)...Sacked quarterback Jalen Hurts for a 10-yard loss and collected 7 tackles (6 solo) and a quarterback hit at Philadelphia (1/8).

COLLEGE

- » Played in 45 games with 31 starts for Indiana...In his last 3 seasons, he was selected, in order, honorable mention, first-team and 2nd-team All-Big Ten...McFadden's career totals include 216 tackles (149 solo), 37 tackles for loss, 14.0 sacks, 4 interceptions, 8 passes defended, 3 forced fumbles...Had at least one stop for loss in 14 straight games from Nov. 14, 2020 to Nov. 6, 2021...Led the Hoosiers in tackles in each of his last 3 seasons...In 2021, started all 12 games at middle linebacker and paced the team with career-best totals of 77 stops, 49 solo, 15.5 stops for loss, 6.5 sacks and 2 forced fumbles...Team captain...Second-team All-Big Ten...Honored as Indiana's Anthony Thompson Most Valuable Player...In 2020, played in all 8 games with 7 starts...Team captain...First-team All-Big Ten...Honored as Indiana's Anthony Thompson Most Valuable Player...Led the team with 58 tackles (44 solo), 6.0 sacks, and 10.5 for loss...Added 2 interceptions (at Rutgers and vs. Maryland)...Topped the Big Ten in sacks, tied for 2nd in solo stops and 3rd in tackles for loss...First Hoosier to lead the Big Ten in sacks since Greg Middleton in 2007...In 2019, played in 13 games with 12 starts at middle linebacker...Honorable-mention All-Big Ten...Academic All-Big Ten selection...IU's Most Outstanding Defensive Player of the Year...Topped the team with 61 tackles (42 solo), 10 for loss, and 2 interceptions (tied for the team lead)...Posted 1.5 sacks...As a freshman in 2018, played in all 12 games...Tallied 20 tackles (14 solo), with one for loss, one forced fumble, and 2 quarterback hurries.

OFF-THE-FIELD ACTIVITY

- » Attended The Giants Foundation Golf Classic which raised over \$400,000 for The Giants Foundation... Visited schools that participate in the New York City Police Foundation's Far Rockaway Giants youth program and led a flag football clinic with the police officers for the boys in the program...Assisted Eva's Village staff to prepare and serve meals for those in need for Thanksgiving...Met with members from the Wounded Warriors Project during their visit at the Quest Diagnostic Training Facility to watch practice and enjoy a day with the Giants...Honored his grandmother by representing the Alzheimer's Association during Week 13 of the NFL season for My Cause My Cleats.

PERSONAL

» SPEA management major...As a senior at Plant High School in Tampa, named the 2017 FACA Player of the Year and first-team All-Western Conference...As a senior, posted a program record 211 tackles (124 solo), 39 for loss, 7.0 sacks, 2 interceptions, and 2 fumble recoveries...Rushed for 4 touchdowns...Owns the school single-game tackles record (23)...Plant reached the 2016 7A state championship game and reached the semis in 2017...As a junior, earned first-team all-state, all-county, and all-conference honors in his junior campaign...Collected 116 stops (60 solo), 45 for loss, 14 sacks, 4 forced fumbles, one fumble recovery, one interception, and 4 pass breakups...Parents are Deborah and Douglas McFadden.

MICAH MCFADDEN'S NFL REGULAR SEASON DEFENSIVE STATISTICS

DATE	TEAM	GP	GS	TACKLES								INTERCEPTIONS					O. FUMB				ST				MISC			
				TK	S	A	TFL	YDS	SK	YDS	QBH	NO	YDS	LG	TD	PD	FF	FR	TD	YDS	TK	S	A	FF	FR	S	A	
2022	Giants	17	7	58	35	23	6	23	2.0	17.0	2	0	0	0	0	0	1	0	0	0	0	1	1	0	0	0	0	0
2023	Giants	12	12	76	45	31	10	29	1.0	6.5	6	1	5	5	0	3	0	3	0	0	3	1	2	0	0	0	0	
NFL TOTALS		29	19	134	80	54	16	52	3.0	23.5	8	1	5	5	0	3	1	3	0	0	4	2	2	0	0	0	0	

MICAH MCFADDEN'S NFL POSTSEASON DEFENSIVE STATISTICS

DATE	TEAM	GP	GS	TACKLES								INTERCEPTIONS					O. FUMB				ST				MISC		
				TK	S	A	TFL	YDS	SK	YDS	QBH	NO	YDS	LG	TD	PD	FF	FR	TD	YDS	TK	S	A	FF	FR	S	A
2022	Giants	0	0	0	0	0	0	0	0.0	0.0	0	0	0	0	0	0	0	0	0	0	0	0	0	0	0	0	0
NFL TOTALS		0	0	0	0	0	0	0	0.0	0.0	0	0	0	0	0	0	0	0	0	0	0	0	0	0	0	0	0


SINGLE-GAME HIGHS: DEFENSIVE

Total Tackles	10 at San Francisco 49ers, Sep 21, 2023 10 vs. Dallas Cowboys, Sep 10, 2023 9 vs. Washington Commanders, Dec 04, 2022 8 at Washington Commanders, Nov 19, 2023 8 at Minnesota Vikings, Dec 24, 2022	Fumble Recoveries	1 at Washington Commanders, Nov 19, 2023 1 vs. New York Jets, Oct 29, 2023 1 at Buffalo Bills, Oct 15, 2023
Solo Tackles	9 at San Francisco 49ers, Sep 21, 2023 6 at Philadelphia Eagles, Jan 08, 2023 5 at Washington Commanders, Nov 19, 2023 5 vs. Philadelphia Eagles, Dec 11, 2022 4 vs. New England Patriots, Nov 26, 2023 ...4 more at 4.	Tackles For Loss	4 at San Francisco 49ers, Sep 21, 2023 2 at Las Vegas Raiders, Nov 05, 2023 2 at Philadelphia Eagles, Jan 08, 2023 2 at Dallas Cowboys, Nov 24, 2022 1 vs. New England Patriots, Nov 26, 2023 ...5 more at 1.
Sacks	1.0 at Philadelphia Eagles, Jan 08, 2023 1.0 at Seattle Seahawks, Oct 30, 2022 0.5 vs. Green Bay Packers, Dec 11, 2023 0.5 vs. Washington Commanders, Oct 22, 2023	Interceptions	1 at Buffalo Bills, Oct 15, 2023
Passes Defensed	1 at Washington Commanders, Nov 19, 2023 1 at Buffalo Bills, Oct 15, 2023 1 vs. Seattle Seahawks, Oct 02, 2023	Special Teams Tackles	1 vs. New York Jets, Oct 29, 2023 1 at Arizona Cardinals, Sep 17, 2023 1 vs. Dallas Cowboys, Sep 10, 2023 ...1 more at 1.
Forced Fumbles	1 vs. Washington Commanders, Dec 04, 2022		

2023 GAME-BY-GAME REGULAR-SEASON STATISTICS (GIANTS)

DATE	OPPONENT	P/S	TACKLES								INTERCEPTIONS					O. FUMB				ST				MISC		W/L	SCORE				
			TK	S	A	SK	YDS	TFL	YDS	GBH	NO	YDS	LG	TD	PD	FF	FR	TD	YDS	TK	S	A	FF	FR	S			A			
09/10	Cowboys	S	10	3	7	0.0	0.0	1	5	0	0	0	0	0	0	0	0	0	0	1	1	0	0	0	0	0	L	0-40			
09/17	at Cardinals	S	4	4	0	0.0	0.0	0	0	1	0	0	0	0	0	0	0	0	0	1	0	1	0	0	0	0	W	31-28			
09/21	at 49ers	S	10	9	1	0.0	0.0	4	9	0	0	0	0	0	0	0	0	0	0	0	0	0	0	0	0	L	12-30				
10/02	Seahawks	S	5	4	1	0.0	0.0	0	0	0	0	0	0	0	1	0	0	0	0	0	0	0	0	0	0	L	3-24				
10/08	at Dolphins		ON INACTIVE LIST																												
10/15	at Bills	S	7	3	4	0.0	0.0	0	0	1	1	5	5	0	1	0	1	0	0	0	0	0	0	0	0	L	16-31				
10/22	Commanders	S	5	1	4	0.5	4.0	0	0	2	0	0	0	0	0	0	0	0	0	0	0	0	0	0	0	W	14-7				
10/29	Jets	S	4	3	1	0.0	0.0	0	0	0	0	0	0	0	0	0	1	0	0	1	0	1	0	0	0	L	10-13+				
11/05	at Raiders	S	6	3	3	0.0	0.0	2	6	1	0	0	0	0	0	0	0	0	0	0	0	0	0	0	0	L	6-30				
11/12	at Cowboys	S	6	4	2	0.0	0.0	1	2	0	0	0	0	0	0	0	0	0	0	0	0	0	0	0	0	L	17-49				
11/19	at Commanders	S	8	5	3	0.0	0.0	1	2	0	0	0	0	0	1	0	1	0	0	0	0	0	0	0	0	W	31-19				
11/26	Patriots	S	6	4	2	0.0	0.0	1	5	0	0	0	0	0	0	0	0	0	0	0	0	0	0	0	0	W	10-7				
12/11	Packers	S	5	2	3	0.5	2.5	0	0	1	0	0	0	0	0	0	0	0	0	0	0	0	0	0	0	W	24-22				
2023 TOTALS		12-12	76	45	31	1.0	6.5	10	29	6	1	5	5	0	3	0	3	0	0	3	1	2	0	0	0	0	0	0	0	0	5-8

+ - Overtime



MARCUS MCKETHAN

OL

HEIGHT: 6-7
WEIGHT: 335
COLLEGE: NORTH CAROLINA
HOW ACQUIRED: D5-'22
NFL EXP.: 2ND YEAR
GIANTS EXP.: 2ND YEAR

60

TRANSACTIONS

- » Originally a 5th-round (173rd pick overall) draft choice by the Giants in 2022.

2023 SEASON HIGHLIGHTS

- » Has played in 12 games with 4 starts at right guard and 1 game at left guard.
- » Made his 1st career start at right guard in the Week 2 win at Arizona (9/17).

CAREER HIGHLIGHTS

- » In 2022, spent the entire season in injured reserve after tearing his ACL in a preseason practice.

COLLEGE

- » In 4 seasons following a redshirt year, McKethan played in 43 games and started 37 of his last 38 contests, including all 25 games in 2020-21...Selected honorable mention All-ACC in each of his final 2 seasons.
- » As a senior in 2021, started all 13 games...Two-time ACC Offensive Lineman of the Week (9/20, 11/6)... Blocked for an offense that averaged 35.2 points per game (3rd in the ACC), 468.2 total yards per game (4th in the ACC), including 212.5 rushing yards per game (2nd in the ACC).
- » In 2020, started all 12 games at right guard...Blocked for an offense that averaged 41.7 points per game (2nd in the ACC), a school record 537.3 yards per game (first in the ACC), including 301.4 passing yards and 235.8 rushing yards a game (both 2nd in the ACC) selection.
- » In 2019, played in 13 games with 12 starts...Blocked for an offense that averaged 474.0 yards per game (2nd in the ACC), including 285.8 passing yards per game (3rd in the ACC) at right guard.
- » As a redshirt freshman in 2018, played in 5 games on the offensive line and on special teams...Blocked for an offense that averaged 442.1 yards per game, including 193.0 rushing yards per contest.
- » Redshirted in 2017.

OFF-THE-FIELD ACTIVITY

- » Attended The Giants Foundation Golf Classic which raised over \$400,000 for The Giants Foundation... Visited schools that participate in the New York City Police Foundation's Far Rockaway Giants youth program and led a flag football clinic with the police officers for the boys in the program...Assisted Eva's Village staff to prepare and serve meals for those in need for Thanksgiving...Met with members from the Wounded Warriors Project during their visit at the Quest Diagnostic Training Facility to watch practice and enjoy a day with the Giants.

PERSONAL

- » Three-sport star at Barnwell High School in S.C....Ranked as the No. 2 tackle in the state...Represented South Carolina in the Shrine Bowl of the Carolinas, an annual all-star game between talented prospects from the 2 border states...Also played in Border Bowl IV, a postseason all-star game between South Carolina and Georgia prospects...Did not allow a sack during his senior season and finished the year with 543 knockdown blocks...Also played on the Barnwell basketball team and competed in the discus for the track and field team...State champion in the discus as a junior with a throw of 151 feet, 6 inches...Father is Jeffrey McKethan...Mother is Andrea Davis and stepfather is Herbert Davis.

MARCUS MCKETHAN'S NFL REGULAR SEASON STATISTICS

DATE	TEAM	GP	GS
2022	Giants	0	0
2023	Giants	12	5
NFL TOTALS		12	5


MARCUS MCKETHAN'S NFL POSTSEASON STATISTICS

DATE	TEAM	GP	GS
2022	Giants	0	0
NFL TOTALS		0	0

2023 GAME-BY-GAME REGULAR-SEASON STATISTICS (GIANTS)

DATE	OPPONENT	P/S	W/L	SCORE
09/10	Cowboys	P	L	0-40
09/17	at Cardinals	S	W	31-28
09/21	at 49ers	S	L	12-30
10/02	Seahawks	S	L	3-24
10/08	at Dolphins	S	L	16-31
10/15	at Bills	P	L	9-14
10/22	Commanders	S	W	14-7
10/29	Jets	P	L	10-13+
11/05	at Raiders		L	6-30
11/12	at Cowboys	P	L	17-49
11/19	at Commanders	P	W	31-19
11/26	Patriots	P	W	10-7
12/11	Packers	P	W	24-22
2023 TOTALS		12-5	5-8	

+ - Overtime



XAVIER MCKINNEY

[ZAY-vier]

HEIGHT: 6-0
WEIGHT: 201
COLLEGE: ALABAMA
HOW ACQUIRED: D2-'20
NFL EXP.: 4TH YEAR
GIANTS EXP.: 4TH YEAR

S
29

HONORS

- » NFC Defensive Player of the Week: 2021 Week 9

TRANSACTIONS

- » Originally a 2nd round (36th pick overall) draft choice by the Giants in 2020.

2023 SEASON HIGHLIGHTS

- » Ranks 2nd on the team and 7th in the league among safeties in tackles (90; 62 solo)...Also owns 8 passes defended, 2 fumble recoveries and 1 forced fumble...Is tied for the 8th-most passes defended among safeties this season.
- » Posted his fourth consecutive game with 10-or-more tackles against New England (11/26)...Finished with 10 tackles, 2 passes defended and recorded his first interception this season.
- » In Week 11 at Washington, tallied a career-high 12 tackles (8 solo), 1 tackle for loss and 1 fumble recovery...The fumble recovery was the 1st of his career.
- » Recorded a career-high-tying 10 tackles (8 solo) in Week 10 at Dallas...Marked his first time with double-digit tackles in back-to-back games.
- » Totaled a team-high 10 tackles in Week 9 at Las Vegas.
- » Recorded 3 solo tackles and a career-high-tying 2 passes defended in Week 7 vs. Washington...Marked McKinney's 7th game with 2-or-more passes defended since 2021, the most in the league by a safety.

CAREER HIGHLIGHTS

- » Has played in 45 regular-season games with 42 starts and started both Giants postseason games in which he played...Totals include 251 tackles (163 solo), 7 interceptions (1 returned for a touchdown), 5 tackles for loss, 24 passes defended, 2 forced fumbles and 2 fumble recoveries...In the playoffs, he has 16 tackles (8 solo), 1.0 sack and 2 passes defended.
- » In 2022, started all 9 regular-season games he played in and both Giants postseason games...Spent time on the Reserve/Non-Football Injury list from Nov. 7-Dec. 31 with a hand injury...Totaled 44 tackles (28 solo), 1.0 sack, 2 tackles for loss, one quarterback hit, 5 passes defended and one forced fumble.
- » Recorded 5 tackles apiece at Tennessee (9/11) and vs. Carolina (9/18)...Tallied a career-high 9 tackles (5 solo) vs. Baltimore (10/16)...Registered his first career forced fumble, which was recovered by safety Julian Love, at Jacksonville (10/23)...Later in the game, was credited with stopping wide receiver Christian Kirk at the one-yard line to seal the win with 7 seconds left.
- » Tackled Geno Smith for an 8-yard loss for his first career sack at Seattle (10/30).
- » When he did not play vs. Houston (11/13), McKinney's NFL-long streak of 1,432 consecutive defensive snaps ended...McKinney had not missed a snap since Week 3 of the 2021 season...In his return from injury, collected 7 tackles (4 solo) and one pass defended vs. Indianapolis (1/1).
- » Led the team with 8 tackles (4 solo) and a pass defended in the NFC Wild Card Game at Minnesota (1/15)...Recorded a 6-yard sack of Jalen Hurts as one of 8 tackles (4 solo), including one for loss, in the divisional round at Philadelphia (1/21).
- » In 2021, played in all 17 games with 16 starts and recorded a career-high 93 tackles (59 solo), 10 passes defended, while adding a team-high 5 interceptions...His 5 interceptions were tied for the 4th-most in the NFL and the most by a safety.
- » Started the season-opener vs. Denver (9/12) and posted 3 tackles and 2 passes defended...Posted 3-straight games with 6 tackles: vs. Atlanta (9/26), at New Orleans (10/3) and at Dallas (10/10)...Recorded his first game with multiple interceptions vs. the Rams (10/16) when he intercepted quarterback Matthew Stafford and returned it for 23 yards, as well as quarterback John Wolford.
- » Earned NFC Defensive Player of the Week honors after recording his 2nd game of the season with multiple interceptions vs. Las Vegas (11/7) when he twice picked off Raiders quarterback Derek Carr...Returned the 2nd interception 41 yards for a touchdown at the beginning of the 3rd quarter...Joined then New England Patriots cornerback J.C. Jackson as the only players in 2021 with multiple 2-interception games.
- » Tallied 8 tackles (4 solo), one interception and 2 passes defended vs. Philadelphia (11/28)...Intercepted Eagles quarterback Jalen Hurts in the 3rd quarter...Recorded 6 tackles (4 solo) at Miami (12/5)...Posted 6 tackles (4 solo) and a pass defended vs. Chicago (1/2), which gave him his first season with double-digit passes defended.
- » As a rookie in 2020, McKinney played in the final 6 games, including starts in each of the last 4...On injured reserve from Sept. 6-Nov. 28 after undergoing surgery to repair a fractured foot he suffered in training camp...Contributed 24 tackles (14 solo), including one tackle for loss...Also had one interception...Played 5 snaps on defense and 9 on special teams in his NFL debut at Cincinnati (11/29)...Made his first start vs. Arizona (12/13) and had 4 tackles (3 solo)...With James Bradberry sidelined, started at left cornerback and tallied 4 tackles (2 solo) vs. Cleveland (12/20)...Started at free safety and collected 8 tackles (season-high 7 solo) at Baltimore (12/27)...Helped secure the Giants' victory in their season finale when he

intercepted an Andy Dalton pass in the end zone for his first career pick with 1:15 remaining vs. Dallas (1/3)...Also had 8 tackles (4 solo), including one for a loss.

COLLEGE

- » In 3 years at Alabama, McKinney played in 41 games with starts in each of his last 28 contests...Totaled 176 tackles (108 solo), including 13 tackles for loss, 6.0 sacks, 5 interceptions – returning 2 for touchdowns - 20 passes defended, 5 forced fumbles and one fumble recovery...As a junior in 2019, started all 13 games...Named first-team All-SEC by the league’s coaches and the AP...Selected 2nd-team All-America by the AFCA, The Sporting News and Walter Camp and 3rd team by the AP...Named a semifinalist for the Thorpe Award, presented annually to the nation’s top defensive back...Finished with a team and career-high 95 tackles (59 solo), including 5.5 for loss, 3.0 sacks and a conference-high 4 forced fumbles...Added 3 interceptions, including one he returned 81 yards for a touchdown, 5 pass breakups and 5 quarterback hurries...In 2018, started all 15 games and ranked 3rd on the team with 73 tackles (44 solo), including 6 stops for loss, 3.0 sacks, 2 interceptions, (one returned for a touchdown), 10 pass breakups, and one forced fumble...As a freshman in 2017, played in 13 of 14 games, primarily on special teams...Totaled 8 tackles (5 solo), including 1.5 for loss.

OFF-THE-FIELD ACTIVITY

- » Hosted the Xavier McKinney’s All-Star Bowling event to benefit the United Way of New York City’s ReadNYC Campaign...Attended the Father-Son Breakfast at Iona Prep to speak with students about his NFL Journey...Participated in a virtual conversation for Mental Health Awareness Month with students across New York City to share the importance of mental health...Attended The Giants Foundation Golf Classic which raised over \$400,000 for The Giants Foundation...Partnered with Stop and Shop to meet and distribute meals to members of the Bronx community...Met with members from the Wounded Warriors Project during their visit at the Quest Diagnostic Training Facility to watch practice and enjoy a day with the Giants.

PERSONAL

- » McKinney was a 4-year letterman at Roswell High School in Georgia, playing everywhere in the secondary as well as wide receiver...Unanimous 4-star prospect who was named a top-10 safety nationally by all major recruiting outlets...Participated in the Under Armour All-America Game and Nike’s 2016 “The Opening.”...As a senior in 2016, was selected as the Georgia Class 7A Defensive Player of the Year by the Atlanta Journal-Constitution...Recorded 82 tackles, 7 interceptions, 9 pass breakups, 2 forced fumbles and 2 recoveries as a senior in 2016...In his junior season, had 111 tackles, including 4 for a loss and 2 sacks, 13 pass breakups and 9 interceptions, 2 of which were returned for touchdowns...Also played basketball at Roswell.

XAVIER MCKINNEY'S NFL REGULAR SEASON DEFENSIVE STATISTICS

DATE	TEAM	GP	GS	TACKLES						INTERCEPTIONS						O. FUMB				ST				MISC			
				TK	S	A	TFL	YDS	SK	YDS	QBH	NO	YDS	LG	TD	PD	FF	FR	TD	YDS	TK	S	A	FF	FR	S	A
2020	Giants	6	4	24	14	10	1	3	0.0	0.0	0	1	0	0	0	1	0	0	0	0	1	0	1	0	0	0	0
2021	Giants	17	16	93	59	34	1	2	0.0	0.0	0	5	64	41†	1	10	0	0	0	0	0	0	0	0	0	0	
2022	Giants	9	9	44	28	16	2	8	1.0	8.0	1	0	0	0	5	1	0	0	0	0	1	1	0	0	0	0	
2023	Giants	13	13	90	62	28	1	2	0.0	0.0	0	1	18	18	0	8	1	2	0	0	0	0	0	0	0	0	
NFL TOTALS		45	42	251	163	88	5	15	1.0	8.0	1	7	82	41†	1	24	2	2	0	0	2	1	1	0	0	0	

XAVIER MCKINNEY'S NFL POSTSEASON DEFENSIVE STATISTICS

DATE	TEAM	GP	GS	TACKLES						INTERCEPTIONS						O. FUMB				ST				MISC		
				TK	S	A	TFL	YDS	SK	YDS	QBH	NO	YDS	LG	TD	PD	FF	FR	TD	YDS	TK	S	A	FF	FR	S
2022	Giants	2	2	16	8	8	1	1	1.0	6.0	0	0	0	0	0	2	1	0	0	0	0	0	0	0	0	0
NFL TOTALS		2	2	16	8	8	1	1	1.0	6.0	0	0	0	0	0	2	1	0	0	0	0	0	0	0	0	0

SINGLE-GAME HIGHS: DEFENSIVE

Total Tackles	13 at Washington Commanders, Nov 19, 2023 10 vs. New England Patriots, Nov 26, 2023 10 at Dallas Cowboys, Nov 12, 2023 10 at Las Vegas Raiders, Nov 05, 2023 9 vs. Baltimore Ravens, Oct 16, 2022	Fumble Recoveries	1 vs. Green Bay Packers, Dec 11, 2023 1 at Washington Commanders, Nov 19, 2023
Solo Tackles	8 at Washington Commanders, Nov 19, 2023 8 at Dallas Cowboys, Nov 12, 2023 7 at Las Vegas Raiders, Nov 05, 2023 7 at Miami Dolphins, Oct 08, 2023 ...1 more at 7.	Tackles For Loss	1 at Washington Commanders, Nov 19, 2023 1 at Seattle Seahawks, Oct 30, 2022 1 vs. Dallas Cowboys, Sep 26, 2022 ...2 more at 1.
Sacks	1.0 at Seattle Seahawks, Oct 30, 2022	Interceptions	2 vs. Las Vegas Raiders, Nov 07, 2021 2 vs. Los Angeles Rams, Oct 17, 2021 1 vs. New England Patriots, Nov 26, 2023 1 vs. Philadelphia Eagles, Nov 28, 2021 ...1 more at 1.
Passes Defensed	2 vs. New England Patriots, Nov 26, 2023 2 vs. Washington Commanders, Oct 22, 2023 2 vs. Dallas Cowboys, Sep 10, 2023 ...5 more at 2.	Interception Return Yards	41 vs. Las Vegas Raiders, Nov 07, 2021 23 vs. Los Angeles Rams, Oct 17, 2021
Forced Fumbles	1 at Miami Dolphins, Oct 08, 2023 1 at Jacksonville Jaguars, Oct 23, 2022	Special Teams Tackles	1 vs. Chicago Bears, Oct 02, 2022 1 at Cincinnati Bengals, Nov 29, 2020


SINGLE-GAME HIGHS - POSTSEASON: DEFENSIVE

Total Tackles	8 at Philadelphia Eagles, Jan 21, 2023	Passes Defensed	1 at Minnesota Vikings, Jan 15, 2023
	8 at Minnesota Vikings, Jan 15, 2023	Forced Fumbles	1 at Philadelphia Eagles, Jan 21, 2023
Solo Tackles	4 at Philadelphia Eagles, Jan 21, 2023	Tackles For Loss	1 at Philadelphia Eagles, Jan 21, 2023
	4 at Minnesota Vikings, Jan 15, 2023		
Sacks	1.0 at Philadelphia Eagles, Jan 21, 2023		

2023 GAME-BY-GAME REGULAR-SEASON STATISTICS (GIANTS)

DATE	OPPONENT	P/S	TACKLES								INTERCEPTIONS					O. FUMB				ST				MISC		W/L	SCORE			
			TK	S	A	SK	YDS	TFL	YDS	QBH	NO	YDS	LG	TD	PD	FF	FR	TD	YDS	TK	S	A	FF	FR	S			A		
09/10	Cowboys	S	4	1	3	0.0	0.0	0	0	0	0	0	0	0	0	2	0	0	0	0	0	0	0	0	0	0	0	0	L	0-40
09/17	at Cardinals	S	7	6	1	0.0	0.0	0	0	0	0	0	0	0	1	0	0	0	0	0	0	0	0	0	0	0	0	W	31-28	
09/21	at 49ers	S	7	6	1	0.0	0.0	0	0	0	0	0	0	0	0	0	0	0	0	0	0	0	0	0	0	0	0	L	12-30	
10/02	Seahawks	S	3	2	1	0.0	0.0	0	0	0	0	0	0	0	0	0	0	0	0	0	0	0	0	0	0	0	L	3-24		
10/08	at Dolphins	S	8	7	1	0.0	0.0	0	0	0	0	0	0	0	1	1	0	0	0	0	0	0	0	0	0	0	L	16-31		
10/15	at Bills	S	6	5	1	0.0	0.0	0	0	0	0	0	0	0	0	0	0	0	0	0	0	0	0	0	0	0	L	9-14		
10/22	Commanders	S	3	3	0	0.0	0.0	0	0	0	0	0	0	0	2	0	0	0	0	0	0	0	0	0	0	0	W	14-7		
10/29	Jets	S	5	4	1	0.0	0.0	0	0	0	0	0	0	0	0	0	0	0	0	0	0	0	0	0	0	0	L	10-13+		
11/05	at Raiders	S	10	7	3	0.0	0.0	0	0	0	0	0	0	0	0	0	0	0	0	0	0	0	0	0	0	0	L	6-30		
11/12	at Cowboys	S	10	8	2	0.0	0.0	0	0	0	0	0	0	0	0	0	0	0	0	0	0	0	0	0	0	0	L	17-49		
11/19	at Commanders	S	13	8	5	0.0	0.0	1	2	0	0	0	0	0	0	0	1	0	0	0	0	0	0	0	0	0	W	31-19		
11/26	Patriots	S	10	4	6	0.0	0.0	0	0	0	0	1	18	18	0	2	0	0	0	0	0	0	0	0	0	0	W	10-7		
12/11	Packers	S	4	1	3	0.0	0.0	0	0	0	0	0	0	0	0	0	1	0	0	0	0	0	0	0	0	0	W	24-22		
2023 TOTALS		13-13	90	62	28	0.0	0.0	1	2	0	1	18	18	0	8	1	2	0	0	0	0	0	0	0	0	0	0	5-8		

+ - Overtime



EVAN NEAL

HEIGHT: 6-7
 WEIGHT: 340
 COLLEGE: ALABAMA
 HOW ACQUIRED: D1-'22
 NFL EXP.: 2ND YEAR
 GIANTS EXP.: 2ND YEAR

73

TRANSACTIONS

- » Originally a first-round (7th pick overall) draft choice by the Giants in 2022.

CAREER HIGHLIGHTS

- » Has played in and started 20 regular-season games at right tackle for the Giants.
- » As a rookie in 2022, started all 13 regular-season games and 2 postseason games in which he played at right tackle...Suffered a knee injury at Jacksonville (10/23) and was inactive for 4 contests – at Seattle (10/30), vs. Houston (11/13), vs. Detroit (11/20) and at Dallas (11/24).
- » Was part of an offensive line that helped the Giants finish 4th in the NFL in rushing yardage with an average of 148.2 yards a game and 5th with 4.8 yards a carry, and was instrumental in Saquon Barkley rushing for a career-high 1,312 yards.

COLLEGE

- » Started all 40 games in which he played at Alabama and missed only one game in 3 seasons due to a positive COVID-19 test in 2020...Started 13 games at left guard in 2019, 12 at right tackle in 2020 and 15 at left tackle in 2021...
- » As a junior in 2021, selected first team All-America by the AFCA, FWAA, The Sporting News, CBS Sports, ESPN.com and USA Today and 2nd team by the AP...Named first team All-SEC...Elected one of Alabama's permanent team captains...Anchored an offensive line that helped the Crimson Tide rank 6th in the country in scoring (39.9 points-per-game), 7th in passing (338.2 yards-per-game) and 3rd in 3rd-down conversion percentage.
- » In 2020, started 12 games at right tackle...Helped anchor the right side of the Alabama offensive line that blocked for the Power 5's No. 1 scoring offense (48.5 points-per-game), No. 1 pass efficiency offense (198.9), No. 2 passing offense (358.2 yards-per-game) and No. 2 total offense (541.6 yards-per-game).
- » In 2019, played multiple positions across the line before settling in at left guard...Selected to the freshman All-SEC squad by the league coaches...Helped the Tide's offensive line rank 3rd nationally in sacks allowed at just .92 per game (12 sacks in 406 pass attempts), No. 2 nationally in scoring (47.2 points-per-game), 3rd in passing (342.2 yards-per-game) and 6th in total offense (510.8 yards-per-game).

OFF-THE-FIELD ACTIVITY

- » Attended The Giants Foundation Golf Classic which raised over \$400,000 for The Giants Foundation... Visited schools that participate in the New York City Police Foundation's Far Rockaway Giants youth program and led a flag football clinic with the police officers for the boys in the program...Assisted Eva's Village staff to prepare and serve meals for those in need for Thanksgiving...Met with members from the Wounded Warriors Project during their visit at the Quest Diagnostic Training Facility to watch practice and enjoy a day with the Giants.

PERSONAL

- » Anchored the offensive line at IMG Academy in Bradenton, Fla., where he was a 5-star offensive tackle by all major recruiting outlets and one of the top players in Florida...Has 7 siblings...Born and raised in Okeechobee, Fla. and grew up in a sports family, playing football and basketball throughout his childhood...Attended Okeechobee High School as a freshman, when he played right guard and tackle and defensive tackle on the varsity...After his freshman year, he transferred to IMG Academy, where he started at right guard as a sophomore...In his junior season, Neal saw action at tackle and guard, helping IMG to a 9-0 record...As a senior in 2018, played left tackle.
- » Neal's father, Eddie, played linebacker at Tulane...His cousin, Cleveland Gary, played running back at Georgia and Miami before becoming a 1989 first-round draft choice (No. 26 overall), playing 6 seasons in the NFL for the Los Angeles Rams and Miami Dolphins...Neal's uncle, Jimmie Jones, was a defensive lineman at Miami and a 3rd-round pick in the 1990 NFL Draft, playing 8 seasons with the Dallas Cowboys, St. Louis Rams and Philadelphia Eagles.

EVAN NEAL'S NFL REGULAR SEASON STATISTICS

DATE	TEAM	GP	GS
2022	Giants	13	13
2023	Giants	7	7
NFL TOTALS		20	20

EVAN NEAL'S NFL POSTSEASON STATISTICS

DATE	TEAM	GP	GS
2022	Giants	2	2
NFL TOTALS		2	2

2023 GAME-BY-GAME REGULAR-SEASON STATISTICS (GIANTS)

DATE	OPPONENT	P/S		W/L	SCORE
09/10	Cowboys	S		L	0-40
09/17	at Cardinals	S		W	31-28
09/21	at 49ers	S		L	12-30
10/02	Seahawks	S		L	3-24
10/08	at Dolphins	S		L	16-31
10/15	at Bills	S		L	9-14
10/22	Commanders		ON INACTIVE LIST	W	14-7
10/29	Jets		ON INACTIVE LIST	L	10-13+
11/05	at Raiders	S		L	6-30
11/12	at Cowboys		ON INACTIVE LIST	L	17-49
11/19	at Commanders		ON INACTIVE LIST	W	31-19
11/26	Patriots		ON INACTIVE LIST	W	10-7
12/11	Packers		ON INACTIVE LIST	W	24-22
2023 TOTALS		7-7		5-8	

+ - Overtime



RAKEEM NUÑEZ-ROCHES

(NOON-yez RO-ches)

DL

HEIGHT: 6-2
WEIGHT: 305
COLLEGE: SOUTHERN MISS
HOW ACQUIRED: FA-'23
NFL EXP.: 9TH YEAR
GIANTS EXP.: 1ST YEAR

93

TRANSACTIONS

- » Originally a 6th-round (217th pick overall) draft choice by the Kansas City Chiefs in 2015...Waived by Kansas City on Sept. 17, 2016...Signed to Kansas City's practice squad on Sept. 20, 2016...Elevated to the active roster on Oct. 18, 2016...Waived by Kansas City on May 8, 2018...Awarded off waivers to the Indianapolis Colts on May 11, 2018...Released by Indianapolis on Sept. 1, 2018...Signed by the Tampa Bay Buccaneers on Oct. 2, 2018...Signed as a free agent by the Giants on March 17, 2023.

2023 SEASON HIGHLIGHTS

- » Made his 1st career start as a Giant at the defensive tackle position in Week 2 at Arizona.

CAREER HIGHLIGHTS

- » Has played in 115 regular-season games with 41 starts and 8 postseason games with 4 starts for Kansas City, Tampa Bay and the New York Giants, including a start at nose tackle in the Buccaneers' Super Bowl LV victory against the Chiefs...Career totals include 149 tackles (79 solo), 15 tackles for loss, 3.5 sacks, 12 quarterback hits, 1 forced fumble and 1 fumble recovery...In the playoffs, he has 10 tackles (2 solo), 2 tackles for loss and 5 quarterback hits.
- » In 2022, played in all 17 regular-season games with 10 starts and played in one postseason game for Tampa Bay...Totaled 33 tackles (19 solo), 5 tackles for loss, 2.0 sacks, 3 quarterback hits, one forced fumble and one fumble recovery...Had 2 solo tackles, including a 9-yard sack of Matthew Stafford, vs. the Rams (11/6)...Tallied 4 tackles (3 solo), one of them a 9-yard sack of Jacoby Brissett, at Cleveland (11/27)...Made 2 tackles in the NFC Wild Card Game vs. Dallas (1/16).
- » In 2021, played in 16 games with one start and played in 2 postseason games...Recorded 17 tackles (5 solo), 3 tackles for loss, one quarterback hit and one forced fumble, plus 4 tackles (2 solo), 2 forced fumbles and one quarterback hit in the playoffs.
- » Recorded 2 tackles on 6 occasions – vs. Atlanta (9/19), at Washington (11/14), at Atlanta (12/5), vs. New Orleans (12/19), at the Jets (1/2) and vs. Carolina (1/9)...Played in the NFC Wild Card Game vs. Philadelphia (1/16)...Collected 4 tackles (2 solo) in the divisional round vs. the Rams (1/23).
- » In 2020, played in all 16 regular-season games with 11 starts and started all 4 postseason games for the Super Bowl-winning Bucs...Tallied 20 tackles (7 solo) and 3 quarterback hits...Added 3 tackles and one quarterback hit in the playoffs.
- » Made 2 tackles and a quarterback hit in the NFC Wild Card Game at Washington (1/9) and one stop in the divisional round at New Orleans (1/17)...Started, but did not record any statistics, in the NFC Championship Game at Green Bay (1/24) and in Super Bowl LV vs. Kansas City (2/7).
- » In 2019, played in 16 games for Tampa Bay and recorded 9 tackles (5 solo) and a fumble recovery, while adding depth to the NFL's top-ranked run defense...Recorded first career fumble recovery vs. the Giants (9/22)...Logged 2 tackles, including one for loss, at the Rams (9/29)...Posted one tackle and a quarterback hit of Matt Ryan at Atlanta (11/24).
- » In 2018, played in 3 games in his first season at Tampa Bay, recording 2 solo tackles...Recorded one solo tackle at Cincinnati (10/28) and at the Giants (11/18).
- » In 2017, played in 16 games with 11 starts in his final season with Kansas City...Totaled 23 tackles (14 solo), a half-sack and one quarterback hit...Split a sack of quarterback Trevor Siemian with Bennie Logan vs. Denver (10/30)...Collected a season-high 5 tackles (2 solo) at Dallas (11/5).
- » In 2016, played in 11 games with 5 starts for Kansas City...Tallied 23 tackles (14 solo), 5 tackles for loss, 1.0 sack and 3 quarterback hits...Also played in one postseason game.
- » Recorded 4 tackles, including 2 for loss, in his first career start, at Carolina (11/13)...Tallied a season-high 6 tackles at Denver (11/27)...Registered first career sack, of quarterback Derek Carr, vs. Oakland (12/8)...Credited with one tackle in the divisional round vs. Pittsburgh (1/15).
- » As a rookie in 2015, played in 7 games for Kansas City and recorded 4 tackles...Made one tackle in his NFL debut at Minnesota (10/18).

COLLEGE

- » Played in 31 games in 4 seasons at Southern Mississippi...As a redshirt junior in 2014, started all 11 games and recorded 58 tackles (32 solo) with a team-high 14.0 tackles for loss and 3.0 sacks...Credited with 7 quarterback hurries and a blocked kick...Made a season-high 11 tackles at UTEP...In 2013, started first 2 games of the season before being sidelined with a season-ending injury...Received a medical redshirt...Recorded 8 tackles (2 solo) and had a season-high 5 stops in the season-opener vs. Texas State...In 2012, played in all 12 games with 11 starts on the interior defensive line...Tallied 37 tackles (22 solo) with 6 tackles for loss, 1.0 sack, forced one fumble and blocked one kick...Named honorable mention All-Conference USA...In 2011, played in 6 games and was selected to the conference's all-freshman team.

PERSONAL

» Majored in biological sciences and minored in chemistry...Full name is Rakeem Nathan Nunez-Roches...Prefers to be called "Nacho"...Son of Nancy Nunez... Tallied 132 career tackles, 17.0 sacks and 4 forced fumbles...Selected 2nd-team all-area by the Opelika-Auburn News and was an Alabama Top 50 player, ranking No. 39, by the Tuscaloosa News... In 2010, helped team finish 9-2 and capture the Region 3 6A Championship...Earned All-State accolades in basketball and voted best pitcher in baseball...Born in Dangriga, Belize.

RAKEEM NUÑEZ-ROCHES' NFL REGULAR SEASON DEFENSIVE STATISTICS

DATE	TEAM	GP	GS	TACKLES							INTERCEPTIONS							O. FUMB				ST				MISC									
				TK	S	A	TFL	YDS	SK	YDS	QBH	NO	YDS	LG	TD	PD	FF	FR	TD	YDS	TK	S	A	FF	FR	S	A								
2015	Chiefs	7	0	4	4	0	0	0	0.0	0.0	0	0	0	0	0	0	0	0	0	0	0	0	0	0	0	0	0	0	0	0	0	0	0	0	
2016	Chiefs	11	5	23	14	9	5	18	1.0	8.0	3	0	0	0	0	0	0	0	0	0	0	0	0	0	0	0	0	0	0	0	0	0	0	0	
2017	Chiefs	16	11	24	13	11	0	0	0.5	0.5	2	0	0	0	0	0	0	0	0	0	0	0	0	0	0	0	0	0	0	0	0	0	0	0	
2018	Buccaneers	3	0	2	2	0	0	0	0.0	0.0	0	0	0	0	0	0	0	0	0	0	0	0	0	0	0	0	0	0	0	0	0	0	0	0	0
2019	Buccaneers	16	0	9	5	4	1	0	0.0	0.0	1	0	0	0	0	0	0	0	0	0	1	0	0	0	0	0	0	0	0	0	0	0	0	0	0
2020	Buccaneers	16	11	20	7	13	0	0	0.0	0.0	3	0	0	0	0	0	0	0	0	0	0	0	0	0	0	0	0	0	0	0	0	0	0	0	0
2021	Buccaneers	16	1	17	5	12	3	7	0.0	0.0	1	0	0	0	0	0	0	0	0	1	0	0	0	0	0	0	0	0	0	0	0	0	0	0	0
2022	Buccaneers	17	10	33	19	14	5	24	2.0	18.0	3	0	0	0	0	0	0	0	0	0	0	0	0	0	0	0	0	0	0	0	0	0	0	0	0
2023	Giants	13	3	17	10	7	1	1	0.0	0.0	0	0	0	0	0	0	0	0	0	0	0	0	0	0	0	0	0	0	0	0	0	0	0	0	0
NFL TOTALS		115	41	149	79	70	15	50	3.5	26.5	13	0	0	0	0	0	0	0	1	1	1	0	0	0	0	0	0	0	0	0	0	0	0	0	0

RAKEEM NUÑEZ-ROCHES' NFL POSTSEASON DEFENSIVE STATISTICS

DATE	TEAM	GP	GS	TACKLES							INTERCEPTIONS							O. FUMB				ST				MISC										
				TK	S	A	TFL	YDS	SK	YDS	QBH	NO	YDS	LG	TD	PD	FF	FR	TD	YDS	TK	S	A	FF	FR	S	A									
2015	Chiefs	0	0	0	0	0	0	0	0.0	0.0	0	0	0	0	0	0	0	0	0	0	0	0	0	0	0	0	0	0	0	0	0	0	0	0	0	
2016	Chiefs	1	0	1	0	1	0	0	0.0	0.0	0	0	0	0	0	0	0	0	0	0	0	0	0	0	0	0	0	0	0	0	0	0	0	0	0	0
2017	Chiefs	0	0	0	0	0	0	0	0.0	0.0	0	0	0	0	0	0	0	0	0	0	0	0	0	0	0	0	0	0	0	0	0	0	0	0	0	0
2020	Buccaneers	4	4	3	0	3	0	0	0.0	0.0	1	0	0	0	0	0	0	0	0	0	0	0	0	0	0	0	0	0	0	0	0	0	0	0	0	0
2021	Buccaneers	2	0	4	2	2	2	6	0.0	0.0	2	0	0	0	0	0	0	0	0	0	0	0	0	0	0	0	0	0	0	0	0	0	0	0	0	0
2022	Buccaneers	1	0	2	0	2	0	0	0.0	0.0	2	0	0	0	0	0	0	0	0	0	0	0	0	0	0	0	0	0	0	0	0	0	0	0	0	0
NFL TOTALS		8	4	10	2	8	2	6	0.0	0.0	5	0	0	0	0	0	0	0	0	0	0	0	0	0	0	0	0	0	0	0	0	0	0	0	0	

SINGLE-GAME HIGHS: DEFENSIVE

Total Tackles	6 at Denver Broncos, Nov 27, 2016 5 vs. Minnesota Vikings, Dec 13, 2020 5 at Dallas Cowboys, Nov 05, 2017 5 vs. Tampa Bay Buccaneers, Nov 20, 2016 4 at Cleveland Browns, Nov 27, 2022 ...4 more at 4.	Forced Fumbles	1 vs. Carolina Panthers, Jan 09, 2022
Solo Tackles	5 at Denver Broncos, Nov 27, 2016 4 vs. Buffalo Bills, Nov 26, 2017 3 at Dallas Cowboys, Nov 12, 2023 3 at Cleveland Browns, Nov 27, 2022 3 vs. Tampa Bay Buccaneers, Nov 20, 2016	Fumble Recoveries	1 vs. New York Giants, Sep 22, 2019
Sacks	1.0 vs. Oakland Raiders, Dec 08, 2016 0.5 vs. Denver Broncos, Oct 30, 2017	Tackles For Loss	2 at Denver Broncos, Nov 27, 2016 1 at Dallas Cowboys, Nov 12, 2023 1 at Cleveland Browns, Nov 27, 2022 1 vs. Los Angeles Rams, Nov 06, 2022 ...10 more at 1.
Passes Defensed	1 at Dallas Cowboys, Nov 12, 2023		

SINGLE-GAME HIGHS - POSTSEASON: DEFENSIVE

Total Tackles	4 vs. Los Angeles Rams, Jan 23, 2022 2 at Washington Football Team, Jan 09, 2021 1 at New Orleans Saints, Jan 17, 2021 1 vs. Pittsburgh Steelers, Jan 15, 2017	Tackles For Loss	2 vs. Los Angeles Rams, Jan 23, 2022
Solo Tackles	2 vs. Los Angeles Rams, Jan 23, 2022		

2023 GAME-BY-GAME REGULAR-SEASON STATISTICS (GIANTS)

DATE	OPPONENT	P/S	TACKLES							INTERCEPTIONS					O. FUMB				ST				MISC		W/L	SCORE	
			TK	S	A	SK	YDS	TFL	YDS	QBH	NO	YDS	LG	TD	PD	FF	FR	TD	YDS	TK	S	A	FF	FR			S
09/10	Cowboys	P	3	1	2	0.0	0.0	0	0	0	0	0	0	0	0	0	0	0	0	0	0	0	0	0	0	L	0-40
09/17	at Cardinals	S	0	0	0	0.0	0.0	0	0	0	0	0	0	0	0	0	0	0	0	0	0	0	0	0	W	31-28	
09/21	at 49ers	P	2	1	1	0.0	0.0	0	0	0	0	0	0	0	0	0	0	0	0	0	0	0	0	0	L	12-30	
10/02	Seahawks	P	2	0	2	0.0	0.0	0	0	0	0	0	0	0	0	0	0	0	0	0	0	0	0	0	L	3-24	
10/08	at Dolphins	P	0	0	0	0.0	0.0	0	0	0	0	0	0	0	0	0	0	0	0	0	0	0	0	0	L	16-31	
10/15	at Bills	P	1	0	1	0.0	0.0	0	0	0	0	0	0	0	0	0	0	0	0	0	0	0	0	0	L	9-14	
10/22	Commanders	P	0	0	0	0.0	0.0	0	0	0	0	0	0	0	0	0	0	0	0	0	0	0	0	0	W	14-7	
10/29	Jets	P	1	0	1	0.0	0.0	0	0	0	0	0	0	0	0	0	0	0	0	0	0	0	0	0	L	10-13+	
11/05	at Raiders	S	1	1	0	0.0	0.0	0	0	0	0	0	0	0	0	0	0	0	0	0	0	0	0	0	L	6-30	
11/12	at Cowboys	P	3	3	0	0.0	0.0	1	1	0	0	0	0	1	0	0	0	0	0	0	0	0	0	0	L	17-49	
11/19	at Commanders	P	1	1	0	0.0	0.0	0	0	0	0	0	0	0	0	0	0	0	0	0	0	0	0	0	W	31-19	
11/26	Patriots	S	1	1	0	0.0	0.0	0	0	0	0	0	0	0	0	0	0	0	0	0	0	0	0	0	W	10-7	
12/11	Packers	P	2	2	0	0.0	0.0	0	0	0	0	0	0	0	0	0	0	0	0	0	0	0	0	0	W	24-22	
2023 TOTALS		13-3	17	10	7	0.0	0.0	1	1	0	0	0	0	1	0	0	0	0	0	0	0	0	0	0	5-8		

+ - Overtime



AZEEZ OJULARI

[ah-ZEEZ oju-LAHR-ee]

OLB

51

HEIGHT: 6-3
 WEIGHT: 240
 COLLEGE: GEORGIA
 HOW ACQUIRED: D2-'21
 NFL EXP.: 3RD YEAR
 GIANTS EXP.: 3RD YEAR

TRANSACTIONS

- » Originally a 2nd-round (50th pick overall) draft choice by the Giants in 2021.

2023 SEASON HIGHLIGHTS

- » Contributed to his first sack of the season against the Packers in Week 14...Recorded a split-sack with Dexter Lawrence in the fourth quarter.

CAREER HIGHLIGHTS

- » Has played in 31 regular-season games with 22 starts for the Giants and played in 2 postseason games with one start...Regular-season totals include 71 tackles (40 solo), 12 tackles for loss, 14.0 sacks, 24 quarterback hits, 3 passes defended, 4 forced fumbles and 1 fumble recovery...In the playoffs, he has 2 tackles (one solo), one tackle for loss and one quarterback hit.
- » In 2022, played in 7 games with 5 starts for the Giants...Missed 10 games with calf and ankle injuries... Did not start vs. Washington (12/4) or vs. Indianapolis (1/1)...Played in both postseason games, starting the NFC Wild Card Game at Minnesota (1/15)...In the regular season, totaled 14 tackles (9 solo), 3 tackles for loss, 5.5 sacks, 7 quarterback hits, one pass defended, 3 forced fumbles and one fumble recovery...Despite playing in only 7 games, his 5.5 sacks were 2nd on the team to Dexter Lawrence's 7.5...In the playoffs, added 2 tackles (one solo), a tackle for loss and a quarterback hit.
- » Recorded one tackle in his season debut vs. Dallas (9/26)...Recorded a strip-sack of quarterback Justin Fields, recovered by Kayvon Thibodeaux, vs. Chicago (10/2)...Inactive for the next 2 contests with a calf injury...On injured reserve from Oct. 21-Dec. 3.
- » In his first game back, strip-sacked Taylor Heinicke, recovered the fumble and tallied 4 tackles (3 solo) vs. Washington (12/4)...Led the Giants with 2.0 sacks and tied his season-high 4 tackles (2 solo) vs. Philadelphia (12/11)...Credited with a half-sack of Taylor Heinicke at Washington (12/18)...Recorded 1.0 sack of Kirk Cousins for a 6-yard loss at Minnesota (12/24)...Inactive in the regular-season finale at Philadelphia with an ankle injury (1/8).
- » Made one tackle for loss in the NFC Wild Card Game at Minnesota (1/15) and one stop the divisional round at Philadelphia (1/21).
- » As a rookie in 2021, played in all 17 games with 13 starts for the Giants...Finished the season with 49 tackles (29 solo), 8.0 sacks, 13 quarterback hits, 8 tackles for loss, 2 passes defended and one forced fumble.
- » Led the Giants with a franchise rookie record 8.0 sacks and paced the team with 13 quarterback hits... He was the first rookie to lead the team since sacks became an official statistic in 1982...Dallas' Micah Parsons (13.0) was the only other rookie to top his sacks in the 2021 season...Ojulari finished 3rd among NFL rookies in sacks, 4th in quarterback hits and tied for 4th in tackles for loss (8)...Tied for the 6th most sacks.

Most Sacks by Rookies, Giants History

Player, Year	Sacks
Azeez Ojulari, 2021	8.0
B.J. Hill, 2018	5.5
T3 Cornelius Griffin, 2000	5.0
T3 Andy Headen, 1983	5.0

*Pro Football Hall of Famer Lawrence Taylor had 9.5 sacks as a rookie in 1981, the year before they became an official statistic by a player 21 or younger in NFL history.

Made his NFL debut vs. Denver (9/12) and sacked Broncos quarterback Teddy Bridgewater for a 3-yard loss...Started his first NFL game at Washington (9/16) and sacked quarterback Taylor Heinicke for a 16-yard loss, tied for the 2nd-longest sack by a Giant since 1994...Strip-sacked Falcons quarterback Matt Ryan with 14 seconds remaining in the 2nd quarter vs. Atlanta (9/26)...Also added 3 tackles (one solo) in the contest.

- » Ojulari was the only rookie in the NFL with at least 1.0 sack in each of his first 3 games and the 5th rookie since 2000 with at least 1.0 sack in each of his first 3 career games. The others were Baltimore's Terrell Suggs in 2003, Oakland's Tommy Kelly in 2004, and Cleveland's Barkevious Mingo in 2013 and Myles Garrett in 2017.
- » Tallied 5 tackles (3 solo), 2.5 sacks, 4 quarterback hits and 3 tackles for loss vs. Carolina (10/24)...His 4 quarterback hits and 3 tackles for loss were the most by a Giants rookie, while his 2.5 sacks were the 2nd-most in a game since 1982 (B.J. Hill had 3.0 on Dec. 2, 2018)...Posted 5.5 sacks through the first 7 games of a season, which were the most by a Giant since Jason Pierre-Paul (8.5) and Osi Umenyiora (6.0) in 2011.

Most Sacks in a Game by a Rookie, Giants History

Player	Date	Opp.	Sacks
B.J. Hill	12/2/18	CHI	3.0

Azeez Ojulari

10 Times

10/24/21 CAR 2.5

2.0

- » Posted 2 tackles and one tackle for loss at Kansas City (11/1)...Recorded 2 tackles and his first career pass defended vs. Las Vegas (11/7)...Set the Giants rookie sack record when he tackled quarterback Tua Tagovailoa for a 9-yard loss at Miami (12/5)...Tallied a sack in the 2nd straight game when he took down quarterback Justin Herbert for a one-yard loss at the Chargers (12/12)...Produced 4 tackles (2 solo), a half-sack and one quarterback hit vs. Dallas (12/19)...Posted his 3rd game with multiple quarterback hits when he had 2 vs. Washington (1/9) in the season finale.

COLLEGE

- » Ojulari played in 27 games with 23 starts in 3 seasons at Georgia...Totals included 71 tackles (41 solo), 19.5 tackles for loss, 14.0 sacks, 5 forced fumbles, one fumble recovery and one pass defended...As a redshirt sophomore in 2020, Ojulari started all 10 games...Semifinalist for the Chuck Bednarik Award, which goes to the nation's top defensive player...Voted All-SEC 2nd Team by the league's head coaches and the AP...Finished with 31 tackles (22 solo)...Led the SEC with 12.5 stops for loss, 8.5 sacks and 4 forced fumbles...Had 5 sacks in the final 6 games...His 35 quarterback pressures were 11 more than any of his teammates had...Defensive MVP of the Chick-fil-A Peach Bowl, where he had 4 solo tackles in the Bulldogs' win vs. Cincinnati, including a career-best 3.0 sacks...In 2019, played in 14 games with 13 starts...Finished with a career-high 36 tackles (16 solo), including 6 tackles for loss and team-high totals of 5.5 sacks and 34 quarterback pressures...In 2018, redshirted and played in 3 games...Had one tackle for loss vs. Middle Tennessee State in his first collegiate action.

OFF-THE-FIELD ACTIVITY

- » Attended The Giants Foundation Golf Classic which raised over \$400,000 for The Giants Foundation...Met with members from the Wounded Warriors Project during their visit at the Quest Diagnostic Training Facility to watch practice and enjoy a day with the Giants...Hosted a youth football camp in his home state of Georgia...Hosted children from the Boys and Girls Club of Newark for a holiday shopping spree and attended their holiday party to serve dinner and participate in holiday activities.

PERSONAL

- » Name is pronounced (ah-ZEEZ) (Oju-LAHR-ee)...Named to the 2020 SEC Community Service Team...Son of Nigerian immigrants...Born in Austell, Ga., Ojulari began playing football at age 9...Lettered in football and basketball at Marietta High School in Ga., spending 4 varsity seasons as a pass rusher and tight end...As a senior in 2017, led Marietta to the semifinals of the 7A state playoffs and contributed 118 tackles, 31.0 tackles for loss and 11.0 sacks before suffering a torn ACL in November...In his junior season, recorded 103 tackles, 17.0 tackles for loss and 8.0 sacks...His maternal grandfather, Prince Twins Seven-Seven, was a Nigerian prince (descendent of an Ibadan king) and accomplished African artist, who passed away in 2011...Mother, Bolanle, and father, Monsuru, are Nigerian natives who met in the mid-1990s after moving to Philadelphia, married and settled down in the Atlanta area...Brother, B.J., was a 2nd-round draft choice by the Arizona Cardinals in 2023, from LSU.

AZEEZ OJULARI'S NFL REGULAR SEASON DEFENSIVE STATISTICS

DATE	TEAM	GP	GS	TACKLES							INTERCEPTIONS						O. FUMB				ST				MISC											
				TK	S	A	TFL	YDS	SK	YDS	QBH	NO	YDS	LG	TD	PD	FF	FR	TD	YDS	TK	S	A	FF	FR	S	A									
2021	Giants	17	13	49	29	20	8	44	8.0	53.0	13	0	0	0	0	2	1	0	0	0	0	0	0	0	0	0	0	0	0	0	0	0	0	0	0	0
2022	Giants	7	5	14	9	5	3	25	5.5	31.5	7	0	0	0	0	1	3	1	0	0	0	0	0	0	0	0	0	0	0	0	0	0	0	0	0	
2023	Giants	7	4	8	2	6	1	5	0.5	5.0	4	0	0	0	0	0	0	0	0	0	0	0	0	0	0	0	0	0	0	0	0	0	0	0	0	
NFL TOTALS		31	22	71	40	31	12	74	14.0	89.5	24	0	0	0	0	3	4	1	0	0	0	0	0	0	0	0	0	0	0	0	0	0	0	0	0	

AZEEZ OJULARI'S NFL POSTSEASON DEFENSIVE STATISTICS

DATE	TEAM	GP	GS	TACKLES							INTERCEPTIONS						O. FUMB				ST				MISC										
				TK	S	A	TFL	YDS	SK	YDS	QBH	NO	YDS	LG	TD	PD	FF	FR	TD	YDS	TK	S	A	FF	FR	S	A								
2022	Giants	2	1	2	1	1	1	0	0.0	0.0	1	0	0	0	0	0	0	0	0	0	0	0	0	0	0	0	0	0	0	0	0	0	0	0	0
NFL TOTALS		2	1	2	1	1	1	0	0.0	0.0	1	0	0	0	0	0	0	0	0	0	0	0	0	0	0	0	0	0	0	0	0	0	0	0	0

SINGLE-GAME HIGHS: DEFENSIVE

Total Tackles	5 vs. Philadelphia Eagles, Nov 28, 2021 5 vs. Carolina Panthers, Oct 24, 2021 4 vs. Green Bay Packers, Dec 11, 2023 4 at Washington Commanders, Dec 18, 2022 ...4 more at 4.	Passes Defensed	1 vs. Washington Commanders, Dec 04, 2022 1 at Chicago Bears, Jan 02, 2022 1 vs. Las Vegas Raiders, Nov 07, 2021
Solo Tackles	3 vs. Philadelphia Eagles, Dec 11, 2022 3 at Miami Dolphins, Dec 05, 2021 3 vs. Carolina Panthers, Oct 24, 2021 ...1 more at 3.	Forced Fumbles	1 at Washington Commanders, Dec 18, 2022 1 vs. Washington Commanders, Dec 04, 2022 1 vs. Chicago Bears, Oct 02, 2022 ...1 more at 1.
Sacks	2.5 vs. Carolina Panthers, Oct 24, 2021 2.0 vs. Philadelphia Eagles, Dec 11, 2022 1.0 at Minnesota Vikings, Dec 24, 2022 1.0 vs. Washington Commanders, Dec 04, 2022 1.0 vs. Chicago Bears, Oct 02, 2022 ...5 more at 1.0.	Tackles For Loss	3 vs. Carolina Panthers, Oct 24, 2021 2 vs. Philadelphia Eagles, Dec 11, 2022 1 vs. Green Bay Packers, Dec 11, 2023 1 at Minnesota Vikings, Dec 24, 2022 1 at Los Angeles Chargers, Dec 12, 2021 ...4 more at 1.

SINGLE-GAME HIGHS - POSTSEASON: DEFENSIVE


Total Tackles 1 at Minnesota Vikings, Jan 15, 2023
Solo Tackles 1 at Minnesota Vikings, Jan 15, 2023

Tackles For Loss 1 at Minnesota Vikings, Jan 15, 2023

2023 GAME-BY-GAME REGULAR-SEASON STATISTICS (GIANTS)

DATE	OPPONENT	P/S	TACKLES							INTERCEPTIONS					O. FUMB				ST				MISC		W/L	SCORE	
			TK	S	A	SK	YDS	TFL	YDS	QBH	NO	YDS	LG	TD	PD	FF	FR	TD	YDS	TK	S	A	FF	FR			S
09/10	Cowboys	S	1	0	1	0.0	0.0	0	0	0	0	0	0	0	0	0	0	0	0	0	0	0	0	0	0	L	0-40
09/17	at Cardinals																								W	31-28	
09/21	at 49ers																								L	12-30	
10/02	Seahawks	S	1	1	0	0.0	0.0	0	0	0	0	0	0	0	0	0	0	0	0	0	0	0	0	0	L	3-24	
10/08	at Dolphins	S	0	0	0	0.0	0.0	0	0	0	0	0	0	0	0	0	0	0	0	0	0	0	0	0	L	16-31	
10/15	at Bills																								L	9-14	
10/22	Commanders																								W	14-7	
10/29	Jets																								L	10-13+	
11/05	at Raiders																								L	6-30	
11/12	at Cowboys	P	1	0	1	0.0	0.0	0	0	0	0	0	0	0	0	0	0	0	0	0	0	0	0	0	L	17-49	
11/19	at Commanders	P	0	0	0	0.0	0.0	0	0	0	0	0	0	0	0	0	0	0	0	0	0	0	0	0	W	31-19	
11/26	Patriots	P	1	0	1	0.0	0.0	0	0	1	0	0	0	0	0	0	0	0	0	0	0	0	0	0	W	10-7	
12/11	Packers	S	4	1	3	0.5	5.0	1	5	3	0	0	0	0	0	0	0	0	0	0	0	0	0	0	W	24-22	
2023 TOTALS		7-4	8	2	6	0.5	5.0	1	5	4	0	0	0	0	0	0	0	0	0	0	0	0	0	0	5-8		

+ - Overtime



BOBBY OKEREKE

(oh-care-uh-KAY)

HEIGHT: 6-2
WEIGHT: 235
COLLEGE: STANFORD
HOW ACQUIRED: FA-'23
NFL EXP.: 5TH YEAR
GIANTS EXP.: 1ST YEAR

ILB

58

TRANSACTIONS

- » Originally a 3rd-round (89th pick overall) draft choice by the Indianapolis Colts in 2019...Signed as a free agent by the Giants on March 16, 2023.

2023 SEASON HIGHLIGHTS

- » Ranks 9th in the league with a team-high 119 tackles this season... Has 8 passes defended, 4 forced fumbles, 2 quarterback hits and 2 interceptions...His 2 interceptions tie him for 1st on the team with S Jason Pinnock, CB Darnay Holmes and CB Deonte Banks and tie his career-high for interceptions in a season.
- » His 4 forced fumbles tie him for 3rd-most in the league...His 8 passes defended are the second-most by a linebacker this season...Is the only player in the NFL with 115-plus tackles and 8-or-more passes defended.
- » Recorded 8 tackles (7 solo), 2 passes defended and 1 interception that he returned for 55 yards in Week 12 vs. New England.
- » In Week 11 against Washington, tallied a season-high 14 tackles (6 solo) and a single-game career-high 2 forced fumbles...He is the 10th player since 1970 and the first since Houston LB Tyrell Adams (11/26/20) to record 14+ tackles and 2+ forced fumbles in a game.
- » Totaled 11 tackles (7 solo) plus 1 quarterback hit in Week 10 at Dallas.
- » Recorded 4 straight games with double digit tackles (Weeks 4 through 7)...Since 1970, Okereke and LB Antonio Pierce are the only Giants to post 4 straight games with 10 or more tackles.
- » Posted 11 tackles and 1 pass defended in the 14-7 win over Washington in Week 7.
- » Totaled 11 tackles (8 solo), 2 tackles for loss, 2 passes defended and 1 forced fumble in Week 6 at Buffalo...For the 2nd week in a row, deflected a pass that led to an interception...Became the 4th Giant in franchise history to record 10+ tackles, 2+ passes defended and 1+ forced fumbles in a single game.
- » In Week 5 at Miami, caught his 1st interception as a Giant and 1st since Dec. 18, 2021 with the Colts...Added on a team-high 10 tackles, his second week in a row with double-digit tackles.
- » Posted double-digit tackles against Seattle (10/2)...Totaled 10 tackles, 2 tackles for loss and 1 pass defended.
- » Ranked 2nd on the team in total tackles (9) for the 2nd-consecutive game in Week 3 at San Francisco.
- » Recorded 8 tackles in the Week 2 win at Arizona, the 2nd-most on the team.
- » Made his Giants debut on Sunday Night Football vs. Dallas (9/10)...Notched 5 total tackles and 1 forced fumble.

CAREER HIGHLIGHTS

- » Played in 77 regular-season games with 62 starts and played in one postseason game for Indianapolis Colts...Career totals include 528 tackles (360 solo), 24 tackles for loss, 2.0 sacks, 25 passes defended, 6 quarterback hits, 8 forced fumbles, 5 fumble recoveries and 5 interceptions...In the playoffs, he has 4 tackles (3 solo).
- » In 2022, played in 17 games with 16 starts for Indianapolis...Did not start vs. Tennessee (10/2)...Recorded 149 tackles (97 solo), 6 tackles for loss, 5 passes defended, 2 forced fumbles and 2 fumble recoveries.
- » Had 11 tackles (9 solo) at Jacksonville (9/18)...Posted 13 tackles (8 solo), including one for a 5-yard loss, vs. Jacksonville (10/16)...Recorded 10 tackles (6 solo) and also defended 2 passes at Tennessee (10/23)...Tallied a career-high 17 tackles (13 solo), including 2 for loss, and a forced fumble at the Giants (1/1).
- » In 2021, started all 17 games for Indianapolis...Led the team in total (130) and solo tackles (88), and had 3 tackles for loss, 1.0 sack, 2 interceptions, 4 passes defended and 2 quarterback hits...Ranked 9th in the NFL in solo tackles.
- » Compiled 8 tackles (6 solo), one tackle for loss and 1.0 sack of quarterback Ryan Tannehill at Tennessee (9/26)...Recorded a then career-high 14 tackles (9 solo) vs. Houston (10/17)...Made 12 tackles (10 solo) vs. Tennessee (10/31)...Tallied a team-high 11 tackles (9 solo), one pass defended and one interception vs. the Jets (11/4).
- » In 2020, played in 14 games with 8 starts and played in one postseason game for Indianapolis...Finished with 72 tackles (57 solo), 4 tackles for loss, one interception, 6 passes defended, one quarterback hit and 2 fumble recoveries.
- » Tallied 8 tackles (6 solo), including one for loss, at Chicago (10/4)...Led the team with 10 tackles (8 solo) at Cleveland (10/11)...Also intercepted a Baker Mayfield pass and returned it for 7 yards...Recorded 7 tackles (6 solo) and 2 tackles for loss at Detroit (11/1)...Registered 7 tackles (5 solo), one pass defended and a fumble recovery that sealed the victory vs. Houston (12/20).
- » In his first career playoff appearance, had 4 tackles (3 solo) in the AFC Wild Card Game at Buffalo (1/9).
- » As a rookie in 2019, played in 16 games with 8 starts...Collected 58 tackles (43 solo), 2 tackles for loss, 1.0 sack, 2 passes defended, one quarterback hit, 2 forced fumbles and one fumble recovery.
- » Had one tackle for loss in his NFL debut, at the Chargers (9/8)...Totaled 8 tackles (6 solo) in his first career start, vs. Atlanta (9/22)...Had 2 tackles (one solo) and intercepted a Nick Fowles pass for a defensive two-point conversion vs. Jacksonville (11/17)... Made 3 tackles (2 solo), 1.0 sack of

Ryan Tannehill and a forced fumble vs. Tennessee (12/1)...Had 9 solo tackles and a special teams tackle vs. Carolina (12/22).

COLLEGE

» Played in 51 games in 5 seasons at Stanford...Totaled 240 tackles (114 solo), 19 tackles for loss, 10.5 sacks, one interception, 9 passes defended, 3 forced fumbles and one fumble recovery...As a fifth-year senior in 2018, started all 13 games and was named a team captain...Recorded 96 tackles (52 solo), 7.5 tackles for loss, five passes defended, 4.5 sacks, 3 quarterback hurries, 2 forced fumbles, one fumble recovery and one safety...Was an All-PAC-12 honorable mention, Lott IMPACT Trophy quarterfinalist, Butkus and Bednarik Award watch list...In 2017, played in 14 games, making 96 tackles (48 solo), 7.5 tackles for loss, 4.0 sacks, 4 quarterback hurries, one forced fumble and one interception, which he returned for a touchdown...Was named an All-PAC-12 honorable mention...In 2016, started all 13 games as a junior, tallying 41 tackles (12 solo), 4.0 tackles for loss, 3.0 sacks, one pass defended and one quarterback hurry...In 2015, played in 11 games, making 7 tackles (2 solo) and one pass defended...Redshirted his freshman year.

PERSONAL

» Management, science and engineering major...Born Robert Nnanna Okereke in San Mateo, Calif.... First generation American...4-year varsity letter winner...Attended Foothill High School in Calif. and played under head coach Doug Case... Recorded 162 career tackles, 9.0 sacks, 4 interceptions, 7 passes defended and 2 interceptions returned for a touchdown...PrepStar All-America and National Football Foundation Scholar-Athlete Award winner (Orange County Chapter)...Awarded the 2014 Watkins Award, which recognizes "exceptionally talented African-American male athletes who, by their example, help promote high academic standards and a commitment to community service"...2013 Los Angeles Times All-Area first team, MaxPreps All-State Division II first team, Century League Player of the Year...2012 All-Century League first team...2011 Sophomore Varsity Rookie of the Year....2010 Foothill Coaches' Award...2014 Semper Fidelis All-America Game West team's defensive MVP...Earned the rank of Eagle Scout in 2013...His cousin, Amobi Okugo, played soccer at UCLA and plays as a midfielder and defender for the Austin Bold FC in the USL Championships league.

BOBBY OKEREKE'S NFL REGULAR SEASON DEFENSIVE STATISTICS

DATE	TEAM	GP	GS	TACKLES								INTERCEPTIONS					O. FUMB					ST					MISC	
				TK	S	A	TFL	YDS	SK	YDS	QBH	NO	YDS	LG	TD	PD	FF	FR	TD	YDS	TK	S	A	FF	FR	S	A	
2019	Colts	16	8	58	43	15	2	5	1.0	12.0	1	0	0	0	0	2	1	1	0	0	7	5	2	1	0	0	0	
2020	Colts	14	8	72	57	15	4	8	0.0	0.0	1	1	7	7	0	6	0	2	0	0	0	0	0	0	0	0		
2021	Colts	17	17	130	88	42	3	13	1.0	9.0	2	2	20	16	0	4	0	0	0	0	2	1	1	0	0	0		
2022	Colts	17	16	149	97	52	6	15	0.0	0.0	0	0	0	0	0	5	2	2	0	0	2	2	0	0	0	0		
2023	Giants	13	13	119	75	44	9	8	0.0	0.0	2	2	62	55	0	8	4	0	0	0	0	0	0	0	0	0		
NFL TOTALS		77	62	528	360	168	24	49	2.0	21.0	6	5	89	55	0	25	7	5	0	0	11	8	3	1	0	0		

BOBBY OKEREKE'S NFL POSTSEASON DEFENSIVE STATISTICS

DATE	TEAM	GP	GS	TACKLES								INTERCEPTIONS					O. FUMB					ST					MISC	
				TK	S	A	TFL	YDS	SK	YDS	QBH	NO	YDS	LG	TD	PD	FF	FR	TD	YDS	TK	S	A	FF	FR	S	A	
2020	Colts	1	0	4	3	1	0	0	0.0	0.0	0	0	0	0	0	0	0	0	0	0	0	0	0	0	0	0		
NFL TOTALS		1	0	4	3	1	0	0	0.0	0.0	0	0	0	0	0	0	0	0	0	0	0	0	0	0	0	0		

SINGLE-GAME HIGHS: DEFENSIVE

Total Tackles 17 at New York Giants, Jan 01, 2023
 14 at Washington Commanders, Nov 19, 2023
 14 vs. Houston Texans, Oct 17, 2021
 13 vs. Jacksonville Jaguars, Oct 16, 2022
 12 at Minnesota Vikings, Dec 17, 2022
 ...1 more at 12.

Solo Tackles 13 at New York Giants, Jan 01, 2023
 10 vs. Tennessee Titans, Oct 31, 2021
 9 at Jacksonville Jaguars, Sep 18, 2022
 9 vs. Houston Texans, Oct 17, 2021
 9 vs. Carolina Panthers, Dec 22, 2019

Sacks 1.0 at Tennessee Titans, Sep 26, 2021
 1.0 vs. Tennessee Titans, Dec 01, 2019

Passes Defensed 2 vs. New England Patriots, Nov 26, 2023
 2 at Buffalo Bills, Oct 15, 2023
 2 at Miami Dolphins, Oct 08, 2023
 ...2 more at 2.

Forced Fumbles 1 at Buffalo Bills, Oct 15, 2023
 1 vs. Dallas Cowboys, Sep 10, 2023
 1 at New York Giants, Jan 01, 2023
 ...2 more at 1.

Fumble Recoveries 1 at New England Patriots, Nov 06, 2022
 1 at Tennessee Titans, Oct 23, 2022
 1 vs. Houston Texans, Dec 20, 2020
 ...2 more at 1.

Tackles For Loss 3 vs. New York Jets, Oct 29, 2023
 2 at Buffalo Bills, Oct 15, 2023
 2 vs. Seattle Seahawks, Oct 02, 2023
 2 at New York Giants, Jan 01, 2023
 ...1 more at 2.

Interceptions 1 vs. New England Patriots, Nov 26, 2023
 1 at Miami Dolphins, Oct 08, 2023
 1 vs. New England Patriots, Dec 18, 2021
 ...2 more at 1.

Interception Return Yards 16 vs. New England Patriots, Dec 18, 2021
 7 at Cleveland Browns, Oct 11, 2020
 4 vs. New York Jets, Nov 04, 2021

Special Teams Tackles 1 vs. Pittsburgh Steelers, Nov 28, 2022
 1 vs. Washington Commanders, Oct 30, 2022
 1 vs. Las Vegas Raiders, Jan 02, 2022
 ...8 more at 1.

Special Teams Forced Fumbles 1 at Houston Texans, Nov 21, 2019

Longest Own Fumble Return 11 vs. Baltimore Ravens, Nov 08, 2020

SINGLE-GAME HIGHS - POSTSEASON: DEFENSIVE


Total Tackles 4 at Buffalo Bills, Jan 09, 2021

Solo Tackles 3 at Buffalo Bills, Jan 09, 2021

2023 GAME-BY-GAME REGULAR-SEASON STATISTICS (GIANTS)

DATE	OPPONENT	P/S	TACKLES										INTERCEPTIONS					O. FUMB				ST				MISC		W/L	SCORE		
			TK	S	A	SK	YDS	TFL	YDS	QBH	NO	YDS	LG	TD	PD	FF	FR	TD	YDS	TK	S	A	FF	FR	S	A					
09/10	Cowboys	S	5	4	1	0.0	0.0	0	0	0	0	0	0	0	0	0	0	1	0	0	0	0	0	0	0	0	0	0	0	L	0-40
09/17	at Cardinals	S	8	5	3	0.0	0.0	1	1	0	0	0	0	0	0	0	0	0	0	0	0	0	0	0	0	0	0	0	0	W	31-28
09/21	at 49ers	S	9	6	3	0.0	0.0	0	0	1	0	0	0	0	0	0	0	0	0	0	0	0	0	0	0	0	0	0	L	12-30	
10/02	Seahawks	S	10	6	4	0.0	0.0	2	3	0	0	0	0	0	1	0	0	0	0	0	0	0	0	0	0	0	0	0	L	3-24	
10/08	at Dolphins	S	10	4	6	0.0	0.0	0	0	0	1	7	7	0	2	0	0	0	0	0	0	0	0	0	0	0	0	0	L	16-31	
10/15	at Bills	S	11	8	3	0.0	0.0	2	2	0	0	0	0	0	2	1	0	0	0	0	0	0	0	0	0	0	0	0	L	9-14	
10/22	Commanders	S	11	7	4	0.0	0.0	0	0	0	0	0	0	0	1	0	0	0	0	0	0	0	0	0	0	0	0	0	W	14-7	
10/29	Jets	S	9	7	2	0.0	0.0	3	2	0	0	0	0	0	0	0	0	0	0	0	0	0	0	0	0	0	0	0	L	10-13+	
11/05	at Raiders	S	7	3	4	0.0	0.0	1	0	0	0	0	0	0	0	0	0	0	0	0	0	0	0	0	0	0	0	L	6-30		
11/12	at Cowboys	S	11	7	4	0.0	0.0	0	0	1	0	0	0	0	0	0	0	0	0	0	0	0	0	0	0	0	0	L	17-49		
11/19	at Commanders	S	14	6	8	0.0	0.0	0	0	0	0	0	0	0	0	2	0	0	0	0	0	0	0	0	0	0	0	W	31-19		
11/26	Patriots	S	8	7	1	0.0	0.0	0	0	0	1	55	55	0	2	0	0	0	0	0	0	0	0	0	0	0	0	W	10-7		
12/11	Packers	S	6	5	1	0.0	0.0	0	0	0	0	0	0	0	0	0	0	0	0	0	0	0	0	0	0	0	0	W	24-22		
2023 TOTALS		13-13	119	75	44	0.0	0.0	9	8	2	2	62	55	0	8	4	0	0	0	0	0	0	0	0	0	0	0	0	5-8		

+ - Overtime



GUNNER OLSZEWSKI

(O-sheh-ski)

HEIGHT: 6-0
WEIGHT: 190
COLLEGE: BEMIDJI STATE
HOW ACQUIRED: FA-'23
NFL EXP.: 5TH YEAR
GIANTS EXP.: 1ST YEAR

WR

80

HONORS

- » AFC Special Teams Player of the Week, 2020 Week 13

TRANSACTIONS

- » Originally signed as a rookie free agent by the New England Patriots on May 23, 2019...Signed as a free agent by the Pittsburgh Steelers on March 22, 2022...Released by Pittsburgh on Oct. 21, 2023...Signed to the Giants' practice squad on Oct. 23, 2023.

CAREER HIGHLIGHTS

- » Has played in 61 games with 4 starts in 4 seasons (Patriots 2019-21; Steelers 2022-23; Giants 2023)...Has averaged 11.6 yards on 87 punt returns, including a 70-yard touchdown, which is tied for 8th in NFL history (minimum 75 returns) with Devn Hester and Mack Herron, and 22.0 yards on 41 kickoff returns...Also has 15 receptions for 180 yards and one touchdowns...In 2020, he led the NFL with a 17.3-yard punt return average (20 returns for 346 yards and one touchdown, which was the highest return average in New England history and the 2nd-highest in the NFL since 1970...Named AP first-team all-pro, Pro Football Weekly All-NFL Team, PFWA All-AFC Team and Sporting News All-Pro.
- » In 2023, played in 2 games for Pittsburgh before his release...Returned one punt for 8 yards and 2 kickoffs for 24 yards.
- » In 2022, played in 16 regular-season games with 2 starts for Pittsburgh...Returned 3 kickoffs for 46 yards (15.3-yard avg.) and 8 punts for 55 yards (6.9-yard avg.)...Caught 5 passes for 53 yards and had 8 carries for 39 yards...Registered 2 tackles on special teams...Had a career-long 18-yard run vs. New England (9/18)...Tallied a career-high 39 receiving yards, including a season-long 31-yarder, vs. Cincinnati (11/20).
- » In his final season in New England in 2021, played in 16 regular-season games primarily as a punt and kickoff returner...Returned 26 punts for 309 yards, an 11.9-yard average that tied for second in the NFL...Added 18 kickoffs for 416 yards (23.1-yard avg.)...Caught 2 passes for 31 yards...Had 3 punt returns of 20 or more yards at the Chargers (10/31) to become the first NFL player with 3 such returns in a game since Indianapolis' Nyheim Hines on Dec. 22, 2019, vs. Tennessee...First Patriot to do so since Troy Brown on Sept. 11, 2000, at the Jets...Registered a career-long 37-yard kickoff return vs. Tennessee (11/28).
- » In 2020, played 13 regular-season games with 2 starts...Missed the season's first 3 games with an injury...Averaged 17.3 yards on 20 punts and 23.2 yards on 18 kickoff returns...His 17.3-yard punt return average led the NFL, the 2nd-highest in the league and the highest average in New England history...Fourth player in franchise history to lead the league in punt return average...Named AP first-team all-pro, Pro Football Weekly All-NFL, PFWA All-AFC Team and Sporting News All-Pro...Caught 5 passes for 62 yards and one touchdown and rushed for 23 yards on 5 carries...Named AFC Special Teams Player of the Week for his performance in at Chargers (12/6), when he returned 3 punts for 145 yards (48.3-yard avg.)...His 145 punt return yards were the 2nd-highest total in franchise history...Scored on a 70-yard punt return and added a 61-yard runback...Became the first player in New England history with 2 punt returns of at least 60 yards in a game...Also caught a 38-yard touchdown pass to become the 4th player in Patriots history with scores on a punt return and pass reception in a game...Made his first NFL start at wide receiver at Buffalo (11/1)...Returned 2 punts for yards vs. Arizona (11/29), including a then career-long 58 yards.
- » As a rookie in 2019, played in 8 games before being placed on injured reserve (11/19)...Returned 20 punts for 179 yards (9.0-yard avg.) and caught 2 passes for 34 yards... Made his NFL debut vs. Pittsburgh (9/8) and returned 2 punts for 35 yards.

COLLEGE

- » Played in 42 games at Bemidji State (2015-18)...Was a defensive back before switching to wide receiver in pursuit of an NFL career...Registered 310 tackles (183 solo), 40 passes defended, 13 interceptions, 9 tackles for loss, 3 forced fumbles, one fumble recovery and 1.0 sack...Averaged 29.7 yards on 11 kickoff returns and 13.4 yards on 69 punt returns...Named 2018 NSIC Defensive Player of the Year and AFCA DII All-America First Team...Three-time NSIC North Division All-Conference first team...Voted Bemidji State's defensive and special teams MVP...Played baseball at Bemidji State before an injury sidelined him during his junior season and focus shifted to football...Played in 91 games and batted .316 with 18 doubles, 4 triples, 8 home runs, 53 RBI, 60 runs scored and 30 stolen bases (in 37 attempts).

PERSONAL

- » Son of Eric and Collette Olszewski...Eric was a minor league baseball pitcher in the Atlanta Braves organization...Two-sport athlete in high school, earning 2 varsity letters in both football and baseball... Two-time first-team all-district safety and holds the school record for tackles in a season (150) and a career (270) and career interceptions (7)...Forced 6 fumbles and returned 3 punts for touchdowns.

REGULAR SEASON COMPARISON: RECEIVING - NEW ORLEANS SAINTS

DATE	OPP	W/L	GP/GS	REC	YDS.	AVG.	TD	LG	TGTS	YAC	
9/26/21	NE vs. NO	L	P	0	0	0	0	0	0	0	
11/13/22	PIT vs. NO	W	P	1	4	4.0	0	4	1	7	
TOTALS			1/1	2/0	1	4	4.0	0	4	1	7

GUNNER OLSZEWSKI'S NFL REGULAR SEASON RUSHING/RECEIVING STATISTICS

DATE	TEAM	GP	GS	RECEIVING					RUSHING				
				NO.	YDS.	AVG.	LG	TD	NO.	YDS.	AVG.	LG	TD
2019	Patriots	8	0	2	34	17.0	29	0	0	0	0.0	0	0
2020	Patriots	13	2	5	62	12.4	38t	1	5	23	4.6	12	0
2021	Patriots	16	0	2	31	15.5	22	0	1	9	9.0	9	0
2022	Steelers	16	2	5	53	10.6	31	0	8	39	4.9	18	0
2023	Steelers	2	0	1	0	0.0	0	0	0	0	0.0	0	0
				Went from Pittsburgh to N.Y. Giants.									
2023	Giants	6	0	0	0	0.0	0	0	0	0	0.0	0	0
2023	TOTAL	8	0	1	0	0.0	0	0	0	0	0.0	0	0
NFL TOTALS		61	4	15	180	12.0	38T	1	14	71	5.1	18	0

GUNNER OLSZEWSKI'S NFL POSTSEASON RUSHING/RECEIVING STATISTICS

DATE	TEAM	GP	GS	RECEIVING					RUSHING				
				NO.	YDS.	AVG.	LG	TD	NO.	YDS.	AVG.	LG	TD
2019	Patriots	0	0	0	0	0.0	0	0	0	0	0.0	0	0
2021	Patriots	1	0	0	0	0.0	0	0	0	0	0.0	0	0
NFL TOTALS		1	0	0	0	0.0	0	0	0	0	0.0	0	0

GUNNER OLSZEWSKI'S NFL REGULAR SEASON RETURN STATISTICS

DATE	TEAM	KICKOFF RETURNS					PUNT RETURNS						
		RET.	YDS.	AVG.	LG	TD	NO.	FC	YDS.	AVG.	LG	TD	
2019	Patriots	0	0	0.0	0	0	20	16	179	9.0	22	0	
2020	Patriots	18	418	23.2	33	0	20	11	346	17.3	70t	1	
2021	Patriots	18	416	23.1	37	0	26	10	309	11.9	27	0	
2022	Steelers	3	46	15.3	27	0	8	5	55	6.9	20	0	
2023	Steelers	2	24	12.0	24	0	1	1	8	8.0	8	0	
				Went from Pittsburgh to N.Y. Giants.									
2023	Giants	0	0	0.0	0	0	12	6	111	9.3	17	0	
2023	TOTAL	2	24	12.0	24	0	13	7	119	9.2	17	0	
NFL TOTALS		41	904	22.0	37	0	87	49	1,008	11.6	70T	1	

GUNNER OLSZEWSKI'S NFL POSTSEASON RETURN STATISTICS

DATE	TEAM	KICKOFF RETURNS					PUNT RETURNS					
		RET.	YDS.	AVG.	LG	TD	NO.	FC	YDS.	AVG.	LG	TD
2019	Patriots	0	0	0.0	0	0	0	0	0	0.0	0	0
2021	Patriots	5	103	20.6	26	0	0	0	0	0.0	0	0
NFL TOTALS		5	103	20.6	26	0	0	0	0	0.0	0	0

SINGLE-GAME HIGHS: RUSHING/RECEIVING

Rush Attempts	3 at New York Jets, Nov 09, 2020 2 vs. Cleveland Browns, Jan 08, 2023 2 at Atlanta Falcons, Dec 04, 2022 1 at Baltimore Ravens, Jan 01, 2023 1 at Indianapolis Colts, Nov 28, 2022 ...5 more at 1.	Longest Kickoff Return	37 vs. Tennessee Titans, Nov 28, 2021 33 vs. San Francisco 49ers, Oct 25, 2020 31 vs. New York Jets, Oct 24, 2021 31 at New York Jets, Nov 09, 2020 31 vs. San Francisco 49ers, Oct 25, 2020
Rushing Yards	18 vs. New England Patriots, Sep 18, 2022 16 at New York Jets, Nov 09, 2020 9 at Indianapolis Colts, Nov 28, 2022 9 vs. Buffalo Bills, Dec 26, 2021 6 at Baltimore Ravens, Jan 01, 2023 ...1 more at 6.	Fair Catches	5 at Washington Redskins, Oct 06, 2019 4 vs. Jacksonville Jaguars, Jan 02, 2022 3 at Miami Dolphins, Oct 23, 2022 3 at Miami Dolphins, Sep 15, 2019 3 vs. Pittsburgh Steelers, Sep 08, 2019
Longest Runs	18 vs. New England Patriots, Sep 18, 2022 12 at New York Jets, Nov 09, 2020 9 at Indianapolis Colts, Nov 28, 2022 9 vs. Buffalo Bills, Dec 26, 2021 6 at Baltimore Ravens, Jan 01, 2023 ...1 more at 6.	Punt Return Yards	145 at Los Angeles Chargers, Dec 06, 2020 80 at Los Angeles Chargers, Oct 31, 2021 67 vs. Arizona Cardinals, Nov 29, 2020 56 vs. New York Jets, Oct 29, 2023 49 at Washington Redskins, Oct 06, 2019
Receptions	2 vs. Cincinnati Bengals, Nov 20, 2022 2 vs. New York Jets, Jan 03, 2021 2 vs. New York Giants, Oct 10, 2019 1 at Carolina Panthers, Dec 18, 2022 ...7 more at 1.	Longest Punt Return	70 at Los Angeles Chargers, Dec 06, 2020 61 at Los Angeles Chargers, Dec 06, 2020 58 vs. Arizona Cardinals, Nov 29, 2020 27 at Los Angeles Chargers, Oct 31, 2021 23 vs. Dallas Cowboys, Oct 17, 2021
Receiving Yards	39 vs. Cincinnati Bengals, Nov 20, 2022 38 at Los Angeles Chargers, Dec 06, 2020 34 vs. New York Giants, Oct 10, 2019 22 vs. New York Jets, Oct 24, 2021 14 vs. New York Jets, Jan 03, 2021	Punt Returns	8 vs. New York Jets, Sep 22, 2019 6 vs. New York Jets, Oct 29, 2023 5 at Los Angeles Rams, Dec 10, 2020 4 at Los Angeles Chargers, Oct 31, 2021 3 at Las Vegas Raiders, Nov 05, 2023 ...9 more at 3.
Longest Receptions	38 at Los Angeles Chargers, Dec 06, 2020 31 vs. Cincinnati Bengals, Nov 20, 2022 29 vs. New York Giants, Oct 10, 2019 22 vs. New York Jets, Oct 24, 2021 12 vs. New York Jets, Jan 03, 2021	Punt Return TDs	1 at Los Angeles Chargers, Dec 06, 2020
Receiving TDs	1 at Los Angeles Chargers, Dec 06, 2020	Punt Return Average	48.3 at Los Angeles Chargers, Dec 06, 2020 20.0 at Los Angeles Chargers, Oct 31, 2021 16.3 at Washington Redskins, Oct 06, 2019 12.0 vs. New York Jets, Jan 03, 2021 11.0 at Las Vegas Raiders, Nov 05, 2023
All-Purpose Yards	183 at Los Angeles Chargers, Dec 06, 2020 155 vs. San Francisco 49ers, Oct 25, 2020 115 at New York Jets, Nov 09, 2020 109 vs. New York Jets, Oct 24, 2021 107 vs. Tennessee Titans, Nov 28, 2021	Kickoff Return Average	28.0 vs. Tennessee Titans, Nov 28, 2021 25.8 vs. San Francisco 49ers, Oct 25, 2020 25.0 at New York Jets, Nov 09, 2020 21.7 at Houston Texans, Oct 10, 2021 17.7 at Buffalo Bills, Nov 01, 2020
Kickoff Returns	6 vs. San Francisco 49ers, Oct 25, 2020 4 at New York Jets, Nov 09, 2020 3 vs. Tennessee Titans, Nov 28, 2021 3 at Houston Texans, Oct 10, 2021 3 at Buffalo Bills, Nov 01, 2020	Special Teams Tackles	3 vs. Jacksonville Jaguars, Jan 02, 2022 2 at Atlanta Falcons, Nov 18, 2021 1 at Philadelphia Eagles, Oct 30, 2022 1 at Indianapolis Colts, Dec 18, 2021 1 vs. Dallas Cowboys, Oct 17, 2021 ...3 more at 1.
Kickoff Return Yards	155 vs. San Francisco 49ers, Oct 25, 2020 100 at New York Jets, Nov 09, 2020 84 vs. Tennessee Titans, Nov 28, 2021 65 at Houston Texans, Oct 10, 2021 57 vs. New York Jets, Oct 24, 2021	Most TDs	2 at Los Angeles Chargers, Dec 06, 2020

SINGLE-GAME HIGHS - POSTSEASON: RUSHING/RECEIVING

All-Purpose Yards	103 at Buffalo Bills, Jan 15, 2022	Longest Kickoff Return	26 at Buffalo Bills, Jan 15, 2022
Kickoff Returns	5 at Buffalo Bills, Jan 15, 2022		25 at Buffalo Bills, Jan 15, 2022
Kickoff Return Yards	103 at Buffalo Bills, Jan 15, 2022		21 at Buffalo Bills, Jan 15, 2022
			16 at Buffalo Bills, Jan 15, 2022
			15 at Buffalo Bills, Jan 15, 2022
		Kickoff Return Average	20.6 at Buffalo Bills, Jan 15, 2022
		Special Teams Tackles	1 at Buffalo Bills, Jan 15, 2022

2019 GAME-BY-GAME REGULAR-SEASON STATISTICS (PATRIOTS)

DATE	OPPONENT	P/S	RECEIVING					RUSHING					W/L	SCORE
			NO.	YDS.	AVG.	LG	TD	NO.	YDS.	AVG.	LG	TD		
09/08	Steelers	P	0	0	0.0	0	0	0	0	0.0	0	0	W	33-3
09/15	at Dolphins	P	0	0	0.0	0	0	0	0	0.0	0	0	W	43-0
09/22	Jets	P	0	0	0.0	0	0	0	0	0.0	0	0	W	30-14
09/29	at Bills	P	0	0	0.0	0	0	0	0	0.0	0	0	W	16-10
10/06	at Commanders	P	0	0	0.0	0	0	0	0	0.0	0	0	W	33-7
10/10	Giants	P	2	34	17.0	29	0	0	0	0.0	0	0	W	35-14
10/21	at Jets	P	0	0	0.0	0	0	0	0	0.0	0	0	W	33-0
10/27	Browns	P	0	0	0.0	0	0	0	0	0.0	0	0	W	27-13
11/03	at Ravens												L	20-37
11/17	at Eagles												W	17-10
11/24	Cowboys												W	13-9
12/01	at Texans												L	22-28
12/08	Chiefs												L	16-23
12/15	at Bengals												W	34-13
12/21	Bills												W	24-17
12/29	Dolphins												L	24-27
2019 TOTALS		8-0	2	34	17.0	29	0	0	0	0.0	0	0	12-4	

2020 GAME-BY-GAME REGULAR-SEASON STATISTICS (PATRIOTS)

DATE	OPPONENT	P/S	RECEIVING					RUSHING					W/L	SCORE
			NO.	YDS.	AVG.	LG	TD	NO.	YDS.	AVG.	LG	TD		
09/13	Dolphins												W	21-11
09/20	at Seahawks												L	30-35
09/27	Raiders												W	36-20
10/05	at Chiefs												L	10-26
10/18	Broncos												L	12-18
10/25	49ers												L	6-33
11/01	at Bills												L	21-24
11/09	at Jets												W	30-27
11/15	Ravens												W	23-17
11/22	at Texans	P	0	0	0.0	0	0	0	0	0.0	0	0	L	20-27
11/29	Cardinals	P	0	0	0.0	0	0	1	1	1.0	1	0	W	20-17
12/06	at Chargers	P	1	38	38.0	38†	1	0	0	0.0	0	0	W	45-0
12/10	at Rams	P	0	0	0.0	0	0	0	0	0.0	0	0	L	3-24
12/20	at Dolphins	P	0	0	0.0	0	0	0	0	0.0	0	0	L	12-22
12/28	Bills	P	0	0	0.0	0	0	0	0	0.0	0	0	L	9-38
01/03	Jets	P	2	14	7.0	12	0	0	0	0.0	0	0	W	28-14
2020 TOTALS		7-0	3	52	17.3	38†	1	1	1	1.0	1	0	7-9	

2021 GAME-BY-GAME REGULAR-SEASON STATISTICS (PATRIOTS)

DATE	OPPONENT	P/S	RECEIVING					RUSHING					W/L	SCORE
			NO.	YDS.	AVG.	LG	TD	NO.	YDS.	AVG.	LG	TD		
09/12	Dolphins	P	0	0	0.0	0	0	0	0	0.0	0	0	L	16-17
09/19	at Jets	P	0	0	0.0	0	0	0	0	0.0	0	0	W	25-6
09/26	Saints	P	0	0	0.0	0	0	0	0	0.0	0	0	L	13-28
10/03	Buccaneers	P	0	0	0.0	0	0	0	0	0.0	0	0	L	17-19
10/10	at Texans	P	0	0	0.0	0	0	0	0	0.0	0	0	W	25-22
10/17	Cowboys	P	0	0	0.0	0	0	0	0	0.0	0	0	L	29-35+
10/24	Jets	P	1	22	22.0	22	0	0	0	0.0	0	0	W	54-13
10/31	at Chargers	P	0	0	0.0	0	0	0	0	0.0	0	0	W	27-24
11/07	at Panthers	P	0	0	0.0	0	0	0	0	0.0	0	0	W	24-6
11/14	Browns												W	45-7
11/18	at Falcons	P	0	0	0.0	0	0	0	0	0.0	0	0	W	25-0
11/28	Titans	P	0	0	0.0	0	0	0	0	0.0	0	0	W	36-13
12/06	at Bills	P	0	0	0.0	0	0	0	0	0.0	0	0	W	14-10
12/18	at Colts	P	0	0	0.0	0	0	0	0	0.0	0	0	L	17-27
12/26	Bills	P	0	0	0.0	0	0	1	9	9.0	9	0	L	21-33
01/02	Jaguars	P	1	9	9.0	9	0	0	0	0.0	0	0	W	50-10
01/09	at Dolphins	P	0	0	0.0	0	0	0	0	0.0	0	0	L	24-33
2021 TOTALS		16-0	2	31	15.5	22	0	1	9	9.0	9	0	10-7	

+ - Overtime

2022 GAME-BY-GAME REGULAR-SEASON STATISTICS (STEELERS)

DATE	OPPONENT	P/S	RECEIVING					RUSHING					W/L	SCORE
			NO.	YDS.	AVG.	LG	TD	NO.	YDS.	AVG.	LG	TD		
09/11	at Bengals	P	0	0	0.0	0	0	0	0	0.0	0	0	W	23-20+
09/18	Patriots	P	0	0	0.0	0	0	1	18	18.0	18	0	L	14-17
09/22	at Browns	P	0	0	0.0	0	0	0	0	0.0	0	0	L	17-29
10/02	Jets	P	0	0	0.0	0	0	1	0	0.0	0	0	L	20-24
10/09	at Bills							ON INACTIVE LIST					L	3-38
10/16	Buccaneers	P	0	0	0.0	0	0	0	0	0.0	0	0	W	20-18
10/23	at Dolphins	P	0	0	0.0	0	0	0	0	0.0	0	0	L	10-16
10/30	at Eagles	P	0	0	0.0	0	0	0	0	0.0	0	0	L	13-35
11/13	Saints	P	1	4	4.0	4	0	0	0	0.0	0	0	W	20-10
11/20	Bengals	P	2	39	19.5	31	0	0	0	0.0	0	0	L	30-37
11/28	at Colts	S	0	0	0.0	0	0	1	9	9.0	9	0	W	24-17
12/04	at Falcons	P	0	0	0.0	0	0	2	2	1.0	2	0	W	19-16
12/11	Ravens	P	1	7	7.0	7	0	0	0	0.0	0	0	L	14-16
12/18	at Panthers	S	1	3	3.0	3	0	0	0	0.0	0	0	W	24-16
12/24	Raiders	P	0	0	0.0	0	0	0	0	0.0	0	0	W	13-10
01/01	at Ravens	P	0	0	0.0	0	0	1	6	6.0	6	0	W	16-13
01/08	Browns	P	0	0	0.0	0	0	2	4	2.0	3	0	W	28-14
2022 TOTALS		16-2	5	53	10.6	31	0	8	39	4.9	18	0	9-8	

+ - Overtime

2023 GAME-BY-GAME REGULAR-SEASON STATISTICS (STEELERS/GIANTS)

DATE	OPPONENT	P/S	RECEIVING					RUSHING					W/L	SCORE
			NO.	YDS.	AVG.	LG	TD	NO.	YDS.	AVG.	LG	TD		
09/10	49ers							ON INACTIVE LIST					L	7-30
09/18	Browns	P	1	0	0.0	0	0	0	0	0.0	0	0	W	26-22
09/24	at Raiders							ON INACTIVE LIST					W	23-18
10/01	at Texans							ON INACTIVE LIST					L	6-30
10/08	Ravens	P	0	0	0.0	0	0	0	0	0.0	0	0	W	17-10
10/22	at Rams							NOT ON ANY TEAM					W	24-17
								Went from Steelers to Giants .						
10/29	Jets	P	0	0	0.0	0	0	0	0	0.0	0	0	L	10-13+
11/05	at Raiders	P	0	0	0.0	0	0	0	0	0.0	0	0	L	6-30
11/12	at Cowboys	P	0	0	0.0	0	0	0	0	0.0	0	0	L	17-49
11/19	at Commanders	P	0	0	0.0	0	0	0	0	0.0	0	0	W	31-19
11/26	Patriots	P	0	0	0.0	0	0	0	0	0.0	0	0	W	10-7
12/11	Packers	P	0	0	0.0	0	0	0	0	0.0	0	0	W	24-22
2023 TOTALS		8-0	1	0	0.0	0	0	0	0	0.0	0	0	7-5	


+ - Overtime

2019 GAME-BY-GAME POSTSEASON STATISTICS (PATRIOTS)

DATE	OPPONENT	P/S	RECEIVING					RUSHING					W/L	SCORE
			NO.	YDS.	AVG.	LG	TD	NO.	YDS.	AVG.	LG	TD		
01/04	Titans							INJURED RESERVE					L	13-20
2019 TOTALS		0-0	0	0	0.0	0	0	0	0	0.0	0	0	0-1	

2021 GAME-BY-GAME POSTSEASON STATISTICS (PATRIOTS)

DATE	OPPONENT	P/S	RECEIVING					RUSHING					W/L	SCORE
			NO.	YDS.	AVG.	LG	TD	NO.	YDS.	AVG.	LG	TD		
01/15	at Bills	P	0	0	0.0	0	0	0	0	0.0	0	0	L	17-47
2021 TOTALS		1-0	0	0	0.0	0	0	0	0	0.0	0	0	0-1	



GERVARIUS OWENS

HEIGHT: 6-0
 WEIGHT: 200
 COLLEGE: HOUSTON
 HOW ACQUIRED: D7-'23
 NFL EXP.: R
 GIANTS EXP.: R

S
 39

TRANSACTIONS

- » Originally a 7th-round (254th pick overall) draft choice by the Giants in 2023.

2023 SEASON HIGHLIGHTS

- » Recovered a fumble forced by CB Nick McCloud on special teams for his 1st fumble recovery in just his 2nd career game played in Week 11 at Washington.

CAREER HIGHLIGHTS

- » Played in 46 games with 41 starts at Houston after beginning his collegiate career at Northeastern Oklahoma A&M...Totals include 195 tackles (132 solo), 6.5 tackles for loss, a half-sack, 4 interceptions, 21 passes defended, 2 forced fumbles, one fumble recovery and 2 blocked kicks.
- » As a senior in 2022, started all 12 games in which he played at free safety...Missed one game with a concussion...Team captain...Second-team All-American Athletic Conference...Participated in 584 defensive snaps...Second on team with a career-high 74 tackles and 8 pass breakups...Led the Cougars with 54 solo stops...Added 2 forced fumbles, one interception and one fumble recovery...Registered 8 or more tackles in 6 games...Had 9ine tackles, one forced fumble and one fumble recovery at Memphis...Was the only Cougar with 3+ pass breakups in multiple games (at Texas Tech, vs. Temple)...Returned an interception 24 yards at Texas Tech.
- » In 2021, played in 14 games with 13 starts...Selected first-team All-AAC...Tallied 39 tackles (23 solo), career-high 3 stops for loss, 2 interceptions, including one he returned for a touchdown, and 4 passes defended...Biggest play was a 45-yard pick 6 vs. Tulsa...Recorded 7 or more tackles in each of the final 3 games, vs. UConn, Cincinnati and Auburn and had consecutive games with 5 tackles, vs. Tulane and East Carolina.
- » In 2020, played in 8 games with 5 starts...Finished 4th on the team with 28 tackles (18 solo)...Had 2 tackles for loss and 2 pass breakups...Recorded at least 5 tackles in each of the first 5 games...Collected a season-high 6 tackles in 3 straight games, vs. BYU, Navy and Central Florida.
- » In his first season with Houston in 2019, played in 12 games at cornerback and safety with 11 starts...Tied for second nationally with 2 blocked punts...Fourth on the team with 54 tackles (37 solo)...Recorded a half-sack, one interception and 5 passes defended...Tallied 7 tackles at Oklahoma...Shared the team lead with 9 tackles and blocked 2 punts vs. Memphis...Led the team with 10 tackles and recorded his first interception and half-sack of his career at Tulsa.

PERSONAL

- » Earned Bachelor of Science degree in sociology...First-team JUCO All-America in 2018 at Northeastern Oklahoma A&M, where he was 2nd on the team with 51 tackles...Also had 3 interceptions and 3 pass breakups...Four-year letterwinner as a safety and wide receiver at Southmoore High School in Moore, Ok...As a sophomore, posted 88 tackles, 7.0 tackles for loss and 3.0 sacks...In his junior season, he finished with 64 tackles, 13.0 tackles for loss, 10 passes defended and 2 interceptions, adding 15 receptions for 406 yards (27.1-yard avg.) and 7 touchdowns on offense...Led Southmoore as a senior in 2016 with 40 catches for 811 yards and 8 touchdowns...Also accounted for 58 tackles and one forced fumble in 2016...Played in the OSSA All-Star Game...Also lettered in track and wrestling.

GERVARIUS OWENS' NFL REGULAR SEASON DEFENSIVE STATISTICS

DATE	TEAM	GP	GS	TACKLES								INTERCEPTIONS					O. FUMB					ST					MISC				
				TK	S	A	TFL	YDS	SK	YDS	QBH	NO	YDS	LG	TD	PD	FF	FR	TD	YDS	TK	S	A	FF	FR	S	A				
2023	Giants	2	0	0	0	0	0	0	0	0.0	0.0	0	0	0	0	0	0	0	0	0	0	0	0	0	1	0	1	0	1	0	0
NFL TOTALS		2	0	0	0	0	0	0	0	0.0	0.0	0	0	0	0	0	0	0	0	0	0	0	0	0	1	0	1	0	1	0	0

SINGLE-GAME HIGHS: DEFENSIVE

Special Teams Tackles

1 at Washington Commanders, Nov 19, 2023

2023 GAME-BY-GAME REGULAR-SEASON STATISTICS (GIANTS)

DATE	OPPONENT	P/S	TACKLES							INTERCEPTIONS					O. FUMB				ST					MISC		W/L/T	SCORE
			TK	S	A	SK	YDS	TFL	YDS	QBH	NO	YDS	LG	TD	PD	FF	FR	TD	YDS	TK	S	A	FF	FR	S		
09/10	Cowboys									ON INACTIVE LIST																L	0-40
09/17	at Cardinals									ON INACTIVE LIST																W	31-28
09/21	at 49ers									INACTIVE																L	12-30
10/02	Seahawks									ON INACTIVE LIST																L	3-24
10/08	at Dolphins									ON INACTIVE LIST																L	16-31
10/15	at Bills									ON INACTIVE LIST																L	9-14
10/22	Commanders	P	0	0	0	0.0	0.0	0	0	0	0	0	0	0	0	0	0	0	0	0	0	0	0	0	0	W	14-7
10/29	Jets									ON INACTIVE LIST																L	10-13+
11/05	at Raiders									ON INACTIVE LIST																L	6-30
11/12	at Cowboys									ON INACTIVE LIST																L	17-49
11/19	at Commanders	P	0	0	0	0.0	0.0	0	0	0	0	0	0	0	0	0	0	1	0	1	0	1	0	0	W	31-19	
11/26	Patriots									ON INACTIVE LIST																W	10-7
12/11	Packers									ON INACTIVE LIST																W	24-22
2023 TOTALS		2-0	0	0	0	0.0	0.0	0	0	0	0	0	0	0	0	0	0	1	0	1	0	1	0	0	5-8		

+ - Overtime



TYRE PHILLIPS

G

79

HEIGHT: 6-5
 WEIGHT: 325
 COLLEGE: MISSISSIPPI STATE
 HOW ACQUIRED: FA-'23
 NFL EXP.: 4TH YEAR
 GIANTS EXP.: 2ND YEAR

TRANSACTIONS

- » Originally a 3rd-round (106th pick overall) draft choice by the Baltimore Ravens in 2020...Waived by Baltimore on Aug. 31, 2022...Awarded off waivers to the Giants on Sept. 1, 2022.

CAREER HIGHLIGHTS

- » Has played in 41 regular-season games with 24 starts and in 4 postseason games with 2 starts for Baltimore and the Giants...Has started 16 games at right tackle, 6 at right guard, one at left guard and one at left tackle in the regular season and 2 at right tackle in the playoffs.
- » In his first season with the Giants in 2022, played in 12 games with 5 starts - 4 at right tackle and one at left tackle...Did not play in the season's first 5 games...Made his Giants debut vs. Baltimore (10/16)...Started at right tackle in place of an injured Evan Neal at Seattle (10/30), vs. Houston (11/13), vs. Detroit (11/20) and at Dallas (11/24)...Started at left tackle when Andrew Thomas was inactive with numerous other starters at Philadelphia (1/8)...Played in the NFC Wild Card Game at Minnesota (1/15) and the divisional round at Philadelphia (1/21).
- » In 2021, played in 10 games for Baltimore with 5 starts - one at left guard and 4 at right tackle...Placed on injured reserve (knee) on 9/14 and was activated on 10/16...Returned to injured reserve (knee) on 12/30...Blocked for an offense that was 3rd in the NFL in rushing yards-per-game (145.8)...Contributed to a franchise-record 36 first downs while the Ravens gained 500 yards vs. Minnesota Vikings (11/7).
- » As a rookie in 2020, played in 12 regular-season games with 8 starts (6 at right guard, 2 at right tackle) and started 2 playoff games at right tackle for Baltimore...Blocked for the NFL's No. 1 rushing attack (191.9 yards-per-game)...Started at right guard in his NFL debut vs. Cleveland (9/13)...Recovered a fumble and returned it 22 yards vs. Jacksonville (12/20)...Saw action at right tackle and helped the Ravens rush for 249 yards vs. the Giants (12/27)...Started at right tackle in his postseason debut as Baltimore set a postseason franchise-record with 236 rushing yards in an AFC Wild Card Playoff win at Tennessee (1/10).

COLLEGE

- » Played in 26 games with 13 starts at Mississippi State...As a senior in 2019, started all 13 games at left tackle and participated in a team-high 821 snaps (819 at left tackle and 2 at left guard)...Prior to joining MSU, spent 2 seasons (2015-16) playing guard for East Mississippi Community College...Participated in the Senior Bowl (2020) and was 3-time Fall SEC Academic Honor Roll recipient (2017-19).

OFF-THE-FIELD ACTIVITY

- » Attended The Giants Foundation Golf Classic which raised over \$400,000 for The Giants Foundation...Helped honor the firefighters who gave their lives on Sept. 11, 2001, with a visit to Engine 24, Ladder 5 in New York City, where they learned about the firefighters who passed away and spent time and shared a meal with firefighters...Met with members from the Wounded Warriors Project during their visit at the Quest Diagnostic Training Facility to watch practice and enjoy a day with the Giants...Joined the NYPD to hand out turkeys and meal kits to members of the Bronx community.

PERSONAL

- » Graduated with a degree in human development and family sciences from Mississippi State...Prepped at Grenada High School in Miss., where he played basketball but didn't play a full season of football until his senior year...For much of his high school career, played trumpet in the marching band during halftime of football games...Is also an accomplished piano player...Began playing piano at the age of 3...Much of his musical talent was acquired playing the keyboard at church, where his father, James, is a pastor...Would like to someday work as an occupational therapist for children with special needs.

TYRE PHILLIPS' NFL REGULAR SEASON STATISTICS

DATE	TEAM	GP	GS
2020	Ravens	12	8
2021	Ravens	10	5
2022	Giants	12	5
2023	Giants	7	6
NFL TOTALS		41	24


TYRE PHILLIPS' NFL POSTSEASON STATISTICS

DATE	TEAM	GP	GS
2020	Ravens	2	2
2022	Giants	2	0
NFL TOTALS		4	2

2023 GAME-BY-GAME REGULAR-SEASON STATISTICS (GIANTS)

DATE	OPPONENT	P/S	W/L	SCORE
10/22	Commanders	S	W	14-7
10/29	Jets	S	L	10-13+
11/05	at Raiders	P	L	6-30
11/12	at Cowboys	S	L	17-49
11/19	at Commanders	S	W	31-19
11/26	Patriots	S	W	10-7
12/11	Packers	S	W	24-22
2023 TOTALS		7-6	4-3	

+ - Overtime



JASON PINNOCK

(pin-NOCK)

HEIGHT: 6-0
WEIGHT: 200
COLLEGE: PITTSBURGH
HOW ACQUIRED: W(NYJ)-'22
NFL EXP.: 3RD YEAR
GIANTS EXP.: 2ND YEAR

27

TRANSACTIONS

- » Originally a 5th-round (175th pick overall) draft choice by the Jets in 2021...Released by the Jets on Aug. 30, 2022...Awarded off waivers to the Giants on Aug. 31, 2022.

2023 SEASON HIGHLIGHTS

- » Has recorded 69 tackles, 6 passes defended, 5 tackles for loss, 3 quarterback hits, 1.0 sack, 1 forced fumble and 2 interceptions, including one he returned 102 yards for a touchdown.
- » Ranks 2nd in the league in interception return yards this season with a total of 123.
- » Caught his 2nd-career interception in Week 14 vs. Green Bay and returned it 21 yards...Added 4 tackles and 2 passes defended.
- » Reached a career-high in starts in a single season (6) in Week 6 at Buffalo.
- » In Week 5 at Miami, caught his 1st career interception and returned it for 102 yards and a touchdown...The 102-yard touchdown tied DB Erich Barnes (1961) for the longest touchdown in franchise history...Added on 4 solo tackles, 1 pass defended and 1 forced fumble.
- » Posted a career-high 13 total tackles (10 solo) and 3 tackles for loss in the Week 3 win vs. Arizona (9/17).

CAREER HIGHLIGHTS

- » Has played in 39 regular-season games with 20 starts for the Jets and Giants and played in 2 postseason games for the Giants...Totals include 122 tackles (88 solo), 10 passes defended, 7 tackles for loss, 2.5 sacks, 7 quarterback hits, 4 forced fumbles and 2 interceptions, including one he returned 102 yards for a touchdown...Has 1 postseason tackle.
- » In his first season with the Giants in 2022, played in 14 regular-season games with 5 starts and played in both postseason games...Totaled 40 tackles (33 solo), 2 tackles for loss, 1.5 sacks, 4 quarterback hits, 3 passes defended and one forced fumble...Also played in both Giants' postseason games...Inactive with a shoulder injury vs. Carolina (9/18)...Inactive with an ankle injury, at Jacksonville (10/23) and at Seattle (10/30).
- » Recovered a fumble on a muffed punt in the 4th quarter in his Giants debut, at Tennessee (9/11)...Recorded the first 1.5 sacks of his career, including a 10-yarder of Davis Mills, and tallied 4 tackles (3 solo) vs. Houston (11/13)...Posted 8 tackles (7 solo) in his first start as a Giant, at Dallas (11/24)...Made 3 tackles (one solo) and a pass defended vs. Washington (12/4)...Recorded a career-high 9 tackles (8 solo) vs. Philadelphia (12/11).
- » Made one special teams tackle in the NFC Wild Card Game at Minnesota (1/15)...Made one tackle in the divisional round at Philadelphia (1/21).
- » As a rookie in 2021, played in 12 games with 2 starts for the Jets...Inactive for 3 games, did not play in one game and was on the Reserve/COVID-19 list for another...Played both cornerback and safety...Registered 13 tackles (8 solo), one pass defended and 2 forced fumbles, plus 3 special teams tackles...Made his NFL debut at Denver (9/26)...Credited with his first tackle vs. Miami (11/21)...Made his first start, at safety, and had 4 tackles (2 solo) vs. Jacksonville (12/26)...Started at safety and collected a career-high 6 tackles (4 solo) at Buffalo (1/9).

COLLEGE

- » Played in 43 games in 4 seasons at Pittsburgh and registered 54 tackles (46 solo), 6 interceptions, 19 passes defended and one fumble recovery...As a senior in 2020, played in 10 games and collected a career-best 17 tackles (15 solo), and led Pittsburgh with a career-high 3 interceptions.

OFF-THE-FIELD ACTIVITY

- » Met with members from the Wounded Warriors Project during their visit at the Quest Diagnostic Training Facility to watch practice and enjoy a day with the Giants...Represented the Boys and Girls Club of America during Week 13 of the NFL season for My Cause My Cleats.

PERSONAL

- » Communication major...As a senior at Windsor High School in Conn., ranked 3rd in the state in receiving yards (1,172) with 59 receptions and 12 touchdowns...Scored 3 defensive touchdowns, 2 on fumble returns, and one on a 70-yard interception...Picked off 7 passes...Also blocked one punt...Named to the Connecticut High School Coaches Association (CHSCA) Top 20...All-Hartford Courant honoree as both a cornerback and wide receiver...Hartford Courant Defensive Player of the Year...All-Central Connecticut Conference (CCC) Division II East...Led Windsor to a 12-1 record and the Connecticut Class L championship game...Also a track and field standout...Son of Louis and Chantel Pinnock...Father was a 4-year football letterman at Indiana (1992-95)...Has one brother.

JASON PINNOCK'S NFL REGULAR SEASON DEFENSIVE STATISTICS

DATE	TEAM	GP	GS	TACKLES							INTERCEPTIONS						O. FUMB					ST					MISC	
				TK	S	A	TFL	YDS	SK	YDS	QBH	NO	YDS	LG	TD	PD	FF	FR	TD	YDS	TK	S	A	FF	FR	S	A	
2021	Jets	12	2	13	8	5	0	0	0.0	0.0	0	0	0	0	0	1	2	0	0	0	3	2	1	0	0	0	0	
2022	Giants	14	5	40	33	7	2	12	1.5	16.0	4	0	0	0	0	3	1	0	0	1	1	0	0	1	0	0		
2023	Giants	13	13	69	47	22	5	13	1.0	8.0	3	2	123	102T	1	6	1	0	0	0	0	0	0	0	0	0		
NFL TOTALS		39	20	122	88	34	7	25	2.5	24.0	7	2	123	102T	1	10	4	0	0	0	4	3	1	0	1	0		

JASON PINNOCK'S NFL POSTSEASON DEFENSIVE STATISTICS

DATE	TEAM	GP	GS	TACKLES							INTERCEPTIONS						O. FUMB					ST					MISC	
				TK	S	A	TFL	YDS	SK	YDS	QBH	NO	YDS	LG	TD	PD	FF	FR	TD	YDS	TK	S	A	FF	FR	S	A	
2022	Giants	2	0	1	0	1	0	0	0.0	0.0	0	0	0	0	0	0	0	0	0	0	1	1	0	0	0	0		
NFL TOTALS		2	0	1	0	1	0	0	0.0	0.0	0	0	0	0	0	0	0	0	0	0	1	1	0	0	0	0		

SINGLE-GAME HIGHS: DEFENSIVE

Total Tackles 13 at Arizona Cardinals, Sep 17, 2023
 9 at Dallas Cowboys, Nov 12, 2023
 9 vs. Philadelphia Eagles, Dec 11, 2022
 8 at Dallas Cowboys, Nov 24, 2022
 6 vs. New England Patriots, Nov 26, 2023
 ...2 more at 6.

Solo Tackles 10 at Arizona Cardinals, Sep 17, 2023
 8 vs. Philadelphia Eagles, Dec 11, 2022
 7 at Dallas Cowboys, Nov 12, 2023
 7 at Dallas Cowboys, Nov 24, 2022
 4 vs. Green Bay Packers, Dec 11, 2023
 ...5 more at 4.

Sacks 1.5 vs. Houston Texans, Nov 13, 2022
Passes Defensed 2 vs. Green Bay Packers, Dec 11, 2023
 2 at Washington Commanders, Dec 18, 2022
 1 at Washington Commanders, Nov 19, 2023
 1 at Las Vegas Raiders, Nov 05, 2023
 ...4 more at 1.

Forced Fumbles 1 at Buffalo Bills, Jan 09, 2022
 1 vs. Jacksonville Jaguars, Dec 26, 2021
Tackles For Loss 3 at Arizona Cardinals, Sep 17, 2023
 1 vs. New England Patriots, Nov 26, 2023
 1 vs. Washington Commanders, Oct 22, 2023
 1 vs. Detroit Lions, Nov 20, 2022
 ...1 more at 1.
Interceptions 1 vs. Green Bay Packers, Dec 11, 2023
 1 at Miami Dolphins, Oct 08, 2023
Special Teams Tackles 1 vs. Washington Commanders, Dec 04, 2022
 1 at Miami Dolphins, Dec 19, 2021
 1 vs. Miami Dolphins, Nov 21, 2021
 ...1 more at 1.

SINGLE-GAME HIGHS - POSTSEASON: DEFENSIVE

Special Teams Tackles 1 at Minnesota Vikings, Jan 15, 2023

2023 GAME-BY-GAME REGULAR-SEASON STATISTICS (GIANTS)

DATE	OPPONENT	P/S	TACKLES							INTERCEPTIONS						O. FUMB					ST					MISC		SCORE
			TK	S	A	SK	YDS	TFL	YDS	QBH	NO	YDS	LG	TD	PD	FF	FR	TD	YDS	TK	S	A	FF	FR	S	A	W/L	
09/10	Cowboys	S	5	3	2	0.0	0.0	0	0	0	0	0	0	0	0	0	0	0	0	0	0	0	0	0	0	0	L	0-40
09/17	at Cardinals	S	13	10	3	0.0	0.0	3	4	0	0	0	0	0	0	0	0	0	0	0	0	0	0	0	0	0	W	31-28
09/21	at 49ers	S	5	3	2	0.0	0.0	0	0	1	0	0	0	0	0	0	0	0	0	0	0	0	0	0	0	0	L	12-30
10/02	Seahawks	S	3	2	1	0.0	0.0	0	0	0	0	0	0	0	0	0	0	0	0	0	0	0	0	0	0	0	L	3-24
10/08	at Dolphins	S	4	4	0	0.0	0.0	0	0	0	1	102	102	1	1	1	0	0	0	0	0	0	0	0	0	0	L	16-31
10/15	at Bills	S	4	2	2	0.0	0.0	0	0	0	0	0	0	0	0	0	0	0	0	0	0	0	0	0	0	0	L	9-14
10/22	Commanders	S	6	4	2	1.0	8.0	1	8	1	0	0	0	0	0	0	0	0	0	0	0	0	0	0	0	0	W	14-7
10/29	Jets	S	3	0	3	0.0	0.0	0	0	1	0	0	0	0	1	0	0	0	0	0	0	0	0	0	0	0	L	10-13+
11/05	at Raiders	S	3	3	0	0.0	0.0	0	0	0	0	0	0	0	1	0	0	0	0	0	0	0	0	0	0	0	L	6-30
11/12	at Cowboys	S	9	7	2	0.0	0.0	0	0	0	0	0	0	0	0	0	0	0	0	0	0	0	0	0	0	0	L	17-49
11/19	at Commanders	S	4	2	2	0.0	0.0	0	0	0	0	0	0	0	1	0	0	0	0	0	0	0	0	0	0	0	W	31-19
11/26	Patriots	S	6	3	3	0.0	0.0	1	1	0	0	0	0	0	0	0	0	0	0	0	0	0	0	0	0	0	W	10-7
12/11	Packers	S	4	4	0	0.0	0.0	0	0	0	1	21	21	0	2	0	0	0	0	0	0	0	0	0	0	0	W	24-22
2023 TOTALS		13-13	69	47	22	1.0	8.0	5	13	3	2	123	102T	1	6	1	0	0	0	0	0	0	0	0	0	0	5-8	

+ - Overtime



JUSTIN PUGH

HEIGHT: 6-5
WEIGHT: 311
COLLEGE: SYRACUSE
HOW ACQUIRED: FA-'23
NFL EXP.: 11TH YEAR
GIANTS EXP.: 6TH YEAR

G

67

TRANSACTIONS

- » Originally a first-round (19th pick overall) draft choice by the Giants in 2013...Signed as a free agent by the Arizona Cardinals on March 17, 2018...Signed by the Giants as a free agent on Oct. 3, 2023.

CAREER HIGHLIGHTS

- » Has played in 128 regular-season games with 127 starts.
- » In 2022, started all 5 games in which he played at left guard...Suffered a torn ACL at Seattle (10/16) and missed the remainder of the season.
- » In 2021, played in 14 games with 13 starts at left guard. for an offense that ranked among the NFL's top 10 for passing yards (4,619), rushing yards (2,076) and rushing touchdowns, and helped Arizona gain the 2nd-most total net yards (6,352) and score the 2nd-most points (449) in franchise history...Helped running back James Conner earn a Pro Bowl selection after he scored 18 touchdowns, including 15 rushing...Started the NFC Wild Card Game at the Rams (1/17) at left guard.
- » In 2020, started all 15 games in which he played at left guard.
- » In 2019, started 16 games, matching his highest total since his 2013 rookie season...Started 14 games at left guard and 2 at right tackle.
- » In his first season in Arizona in 2018, started all 7 games in which he played at right guard...Missed the season's final 9 games with a left knee injury.
- » In the final season of his first stint with the Giants in 2017, started all 8 games in which he played – 3 at left guard, 4 at right tackle...Placed on injured reserve with a back injury on Dec. 14.
- » In 2016, started all 11 regular-season games in which he played, and the NFC Wild Card Game, at left guard...Inactive for 5 games from Nov. 14-Dec. 11 with a knee injury he suffered vs. Philadelphia (11/6)...One of the primary contributors on an offensive line that allowed only 22 regular-season sacks, behind only Oakland (19) and Pittsburgh (21).
- » In 2015, started all 14 games in which he played, including 12 at left guard, and one apiece at each tackle spot...Inactive vs. New England (11/15) and at Washington (11/29) with a concussion...After 2 seasons at right tackle, was moved in the offseason to left guard, where he started the first 2 games...Lined up at left tackle vs. Washington (9/24) because Ereck Flowers was inactive with an ankle injury...Started at right tackle in the season finale vs. Philadelphia (1/3)... Key component on a line that helped the Giants finish 6th in the NFL in scoring (26.3 points a game) and 8th in total yards (372.3 a game) and helped Eli Manning throw 35 touchdown passes while setting a franchise record with 387 completions.
- » In 2014, started all 14 games in which he played at right tackle...Left game vs. San Francisco (11/16) with a quad injury and missed the next 2 games, vs. Dallas (11/23) and at Jacksonville (11/30)...Pugh was part of a line that helped the Giants finish 10th in the NFL in yards-per-game (367.2), including 7th in passing yardage (267.0), and was instrumental in Eli Manning setting a franchise record with 379 completions.
- » As a rookie in 2013, started all 16 games at right tackle...Pugh was a) the first Giants rookie to start an entire 16-game season since defensive tackle Barry Cofield in 2006; b) the first offensive lineman to do it since David Diehl in 2003; and c) the first Giants' first-round draft choice to do so since Hall of Fame linebacker Lawrence Taylor in 1981...Pugh was just the 4th Giants first-round draft choice to start every game in their rookie season since the 1970 merger. The others were linebacker Jim Files (1970), guard John Hicks (1974) and Taylor (1981).
- » When Pugh started the season opener at Dallas (9/8) he became a) the first Giants rookie to start a season opener since linebacker Greg Jones in 2011; b) the first Giants offensive rookie to start an opener since tight end Michael Matthews on Sept. 9, 2007, also in Dallas; c) the first Giants rookie offensive lineman to start an opener since Chris Snee in 2004 (Snee lined up next to Pugh at right guard); and d) the first Giants first-round draft choice to start a season opener since tight end Jeremy Shockey in 2002.

COLLEGE

- » After redshirting in 2009, Pugh started all 34 games in which he played at left tackle over his final three seasons... Blocked for a 1,000-yard rusher in each of his three seasons as a starter ... credited with 40 TD-resulting blocks and 288 knockdowns during his career ... As a junior in 2012, missed the first four games while recovering from offseason left shoulder surgery, but became Syracuse's first offensive lineman to earn All-American honors (third-team by The NFL Draft Report) since center John Flannery in 1990 ... Also named All-Big East Conference for the third consecutive year, including the second time as a first-team choice ... Started the final nine games at LT as a junior, recording 13 TD-resulting blocks for a running attack that scored 21 times and averaged 187.0 yards per game ... Registered 102 knockdowns, marking the first time an Orange lineman recorded back-to-back seasons of 100+ knockdowns ... Helped the team set school single-season records for completions (295), TD passes (26), passing yards (3,757) and total offense (6,188 yards) which led the Big East and was tied for 17th in the FBS with an average of 476.0 yards per game ... Protected fellow Giants draft choice Ryan Nassib, who threw for 3,749 yards and 26 TDs ... As a sophomore in 2011, started all 12 games at LT and earned All-Big East first-team honors ... Started all 13 games at LT as a redshirt freshman in 2010 and was named second-team All-Big East.

PERSONAL

» Married to Angela... Earned the Maxwell Award as a senior in high school, an award presented to the Top 50 high school scholar-athletes in the tri-state area (Pennsylvania, New Jersey and Delaware) ... Added all-area and all-suburban league first-team honors as a junior and senior in addition to being named second-team all-area and All-State as a defensive lineman by the Pennsylvania Football News during the 2008 season ... He was a second-team all-area choice as a sophomore tackle ... As a senior was named his team's MVP and Defensive Player of the Year while serving as team captain in 2008 ... Selected to play for Pennsylvania in the 2009 Big 33 All-Star Classic ... Graduated in December of 2012 with a degree in Finance from Martin J. Whitman School of Management.

JUSTIN PUGH'S NFL REGULAR SEASON STATISTICS

DATE	TEAM	GP	GS
2013	Giants	16	16
2014	Giants	14	14
2015	Giants	14	14
2016	Giants	11	11
2017	Giants	8	8
2018	Cardinals	7	7
2019	Cardinals	16	16
2020	Cardinals	15	15
2021	Cardinals	14	13
2022	Cardinals	5	5
2023	Giants	8	8
NFL TOTALS		128	127

JUSTIN PUGH'S NFL POSTSEASON STATISTICS

DATE	TEAM	GP	GS
2016	Giants	1	1
2021	Cardinals	1	1
NFL TOTALS		2	2

2013 GAME-BY-GAME REGULAR-SEASON STATISTICS (GIANTS)

DATE	OPPONENT	P/S	W/L	SCORE
09/08	at Cowboys	S	L	31-36
09/15	Broncos	S	L	23-41
09/22	at Panthers	S	L	0-38
09/29	at Chiefs	S	L	7-31
10/06	Eagles	S	L	21-36
10/10	at Bears	S	L	21-27
10/21	Vikings	S	W	23-7
10/27	at Eagles	S	W	15-7
11/10	Raiders	S	W	24-20
11/17	Packers	S	W	27-13
11/24	Cowboys	S	L	21-24
12/01	at Commanders	S	W	24-17
12/08	at Chargers	S	L	14-37
12/15	Seahawks	S	L	0-23
12/22	at Lions	S	W	23-20+
12/29	Commanders	S	W	20-6
2013 TOTALS		16-16	7-9	

+ - Overtime

2014 GAME-BY-GAME REGULAR-SEASON STATISTICS (GIANTS)

DATE	OPPONENT	P/S	W/L	SCORE
09/08	at Lions	S	L	14-35
09/14	Cardinals	S	L	14-25
09/21	Texans	S	W	30-17
09/25	at Commanders	S	W	45-14
10/05	Falcons	S	W	30-20
10/12	at Eagles	S	L	0-27
10/19	at Cowboys	S	L	21-31
11/03	Colts	S	L	24-40
11/09	at Seahawks	S	L	17-38
11/16	49ers	S	L	10-16
11/23	Cowboys		L	28-31
11/30	at Jaguars		L	24-25
12/07	at Titans	S	W	36-7
12/14	Commanders	S	W	24-13
12/21	at Rams	S	W	37-27
12/28	Eagles	S	L	26-34
2014 TOTALS			14-14	6-10

2015 GAME-BY-GAME REGULAR-SEASON STATISTICS (GIANTS)

DATE	OPPONENT	P/S	W/L	SCORE
09/13	at Cowboys	S	L	26-27
09/20	Falcons	S	L	20-24
09/24	Commanders	S	W	32-21
10/04	at Bills	S	W	24-10
10/11	49ers	S	W	30-27
10/19	at Eagles	S	L	7-27
10/25	Cowboys	S	W	27-20
11/01	at Saints	S	L	49-52
11/08	at Buccaneers	S	W	32-18
11/15	Patriots		L	26-27
11/29	at Commanders		L	14-20
12/06	Jets	S	L	20-23+
12/14	at Dolphins	S	W	31-24
12/20	Panthers	S	L	35-38
12/27	at Vikings	S	L	17-49
01/03	Eagles	S	L	30-35
2015 TOTALS			14-14	6-10

+ - Overtime

2016 GAME-BY-GAME REGULAR-SEASON STATISTICS (GIANTS)

DATE	OPPONENT	P/S	W/L	SCORE
09/11	at Cowboys	S	W	20-19
09/18	Saints	S	W	16-13
09/25	Commanders	S	L	27-29
10/03	at Vikings	S	L	10-24
10/09	at Packers	S	L	16-23
10/16	Ravens	S	W	27-23
10/23	at Rams	S	W	17-10
11/06	Eagles	S	W	28-23
11/14	Bengals		W	21-20
11/20	Bears		W	22-16
11/27	at Browns		W	27-13
12/04	at Steelers		L	14-24
12/11	Cowboys		W	10-7
12/18	Lions	S	W	17-6
12/22	at Eagles	S	L	19-24
01/01	at Commanders	S	W	19-10
2016 TOTALS			11-11	11-5

2017 GAME-BY-GAME REGULAR-SEASON STATISTICS (GIANTS)

DATE	OPPONENT	P/S	W/L	SCORE
09/10	at Cowboys	S	L	3-19
09/18	Lions	S	L	10-24
09/24	at Eagles	S	L	24-27
10/01	at Buccaneers	S	L	23-25
10/08	Chargers	S	L	22-27
10/15	at Broncos	S	W	23-10
10/22	Seahawks	S	L	7-24
11/05	Rams		L	17-51
				[LEGACY] INJURED/DID NOT PLAY
11/12	at 49ers	S	L	21-31
11/19	Chiefs		W	12-9+
				[LEGACY] INJURED/DID NOT PLAY
11/23	at Commanders		L	10-20
				[LEGACY] INJURED/DID NOT PLAY
12/03	at Raiders		L	17-24
				[LEGACY] INJURED/DID NOT PLAY
12/10	Cowboys		L	10-30
				[LEGACY] INJURED/DID NOT PLAY
12/17	Eagles		L	29-34
				INJURED RESERVE
12/24	at Cardinals		L	0-23
				INJURED RESERVE
12/31	Commanders		W	18-10
				INJURED RESERVE
2017 TOTALS		8-8		3-13

+ - Overtime

2018 GAME-BY-GAME REGULAR-SEASON STATISTICS (CARDINALS)

DATE	OPPONENT	P/S	W/L	SCORE
09/09	Commanders	S	L	6-24
09/16	at Rams	S	L	0-34
09/23	Bears	S	L	14-16
09/30	Seahawks	S	L	17-20
10/07	at 49ers	S	W	28-18
10/14	at Vikings	S	L	17-27
10/18	Broncos		L	10-45
				DID NOT PLAY (NON-INJURY)
10/28	49ers		W	18-15
				[LEGACY] INJURED/DID NOT PLAY
11/11	at Chiefs	S	L	14-26
11/18	Raiders		L	21-23
				INJURED RESERVE
11/25	at Chargers		L	10-45
				INJURED RESERVE
12/02	at Packers		W	20-17
				INJURED RESERVE
12/09	Lions		L	3-17
				INJURED RESERVE
12/16	at Falcons		L	14-40
				INJURED RESERVE
12/23	Rams		L	9-31
				INJURED RESERVE
12/30	at Seahawks		L	24-27
				INJURED RESERVE
2018 TOTALS		7-7		3-13

2019 GAME-BY-GAME REGULAR-SEASON STATISTICS (CARDINALS)

DATE	OPPONENT	P/S	W/L/T	SCORE
09/08	Lions	S	T	27-27+
09/15	at Ravens	S	L	17-23
09/22	Panthers	S	L	20-38
09/29	Seahawks	S	L	10-27
10/06	at Bengals	S	W	26-23
10/13	Falcons	S	W	34-33
10/20	at Giants	S	W	27-21
10/27	at Saints	S	L	9-31
10/31	49ers	S	L	25-28
11/10	at Buccaneers	S	L	27-30
11/17	at 49ers	S	L	26-36
12/01	Rams	S	L	7-34
12/08	Steelers	S	L	17-23
12/15	Browns	S	W	38-24
12/22	at Seahawks	S	W	27-13
12/29	at Rams	S	L	24-31
2019 TOTALS		16-16		5-10-1

+ - Overtime

2020 GAME-BY-GAME REGULAR-SEASON STATISTICS (CARDINALS)

DATE	OPPONENT	P/S	W/L	SCORE
09/13	at 49ers	S	W	24-20
09/20	Commanders	S	W	30-15
09/27	Lions	S	L	23-26
10/04	at Panthers	S	L	21-31
10/11	at Jets	S	W	30-10
10/19	at Cowboys	S	W	38-10
10/25	Seahawks	S	W	37-34+
11/08	Dolphins	S	L	31-34
11/15	Bills	S	W	32-30
11/19	at Seahawks	S	L	21-28
11/29	at Patriots	S	L	17-20
12/06	Rams	S	L	28-38
12/13	at Giants	S	W	26-7
12/20	Eagles		W	33-26
12/26	49ers	S	L	12-20
01/03	at Rams	S	L	7-18
2020 TOTALS			8-8	

+ - Overtime

2021 GAME-BY-GAME REGULAR-SEASON STATISTICS (CARDINALS)

DATE	OPPONENT	P/S	W/L	SCORE
09/12	at Titans	S	W	38-13
09/19	Vikings	S	W	34-33
09/26	at Jaguars	S	W	31-19
10/03	at Rams	S	W	37-20
10/10	49ers	S	W	17-10
10/17	at Browns	S	W	37-14
10/24	Texans	S	W	31-5
10/28	Packers	S	L	21-24
11/07	at 49ers	S	W	31-17
11/14	Panthers		L	10-34
11/21	at Seahawks		W	23-13
12/05	at Bears		W	33-22
12/13	Rams	P	L	23-30
12/19	at Lions	S	L	12-30
12/25	Colts	S	L	16-22
01/02	at Cowboys	S	W	25-22
01/09	Seahawks	S	L	30-38
2021 TOTALS			11-6	

2022 GAME-BY-GAME REGULAR-SEASON STATISTICS (CARDINALS)

DATE	OPPONENT	P/S	W/L	SCORE
09/11	Chiefs		L	21-44
09/18	at Raiders	S	W	29-23+
09/25	Rams	S	L	12-20
10/02	at Panthers	S	W	26-16
10/09	Eagles	S	L	17-20
10/16	at Seahawks	S	L	9-19
10/20	Saints		W	42-34
10/30	at Vikings		L	26-34
11/06	Seahawks		L	21-31
11/13	at Rams		W	27-17
11/21	49ers		L	10-38
11/27	Chargers		L	24-25
12/12	Patriots		L	13-27
12/18	at Broncos		L	15-24
12/25	Buccaneers		L	16-19+
01/01	at Falcons		L	19-20
01/08	at 49ers		L	13-38
2022 TOTALS			4-13	

+ - Overtime

2023 GAME-BY-GAME REGULAR-SEASON STATISTICS (GIANTS)

DATE	OPPONENT	P/S		W/L	SCORE
10/08	at Dolphins		PRACTICE SQUAD	L	16-31
10/15	at Bills		PRACTICE SQUAD	L	9-14
10/22	Commanders	S		W	14-7
10/29	Jets	S		L	10-13+
11/05	at Raiders	S		L	6-30
11/12	at Cowboys	S		L	17-49
11/19	at Commanders	S		W	31-19
11/26	Patriots	S		W	10-7
12/11	Packers	S		W	24-22
2023 TOTALS		7-7		4-5	

+ - Overtime

2016 GAME-BY-GAME POSTSEASON STATISTICS (GIANTS)

DATE	OPPONENT	P/S		W/L	SCORE
01/08	at Packers	S		L	13-38
2016 TOTALS		1-1		0-1	

2021 GAME-BY-GAME POSTSEASON STATISTICS (CARDINALS)

DATE	OPPONENT	P/S		W/L	SCORE
01/17	at Rams	S		L	11-34
2021 TOTALS		1-1		0-1	



JORDON RILEY

DT

HEIGHT: 6-5
 WEIGHT: 315
 COLLEGE: OREGON
 HOW ACQUIRED: D7-'23
 NFL EXP.: R
 GIANTS EXP.: R

95

TRANSACTIONS

- » Originally a 7th-round (243rd pick overall) draft choice by the Giants in 2023.

2023 SEASON HIGHLIGHTS

- » Made his 1st appearance on Sunday Night Football vs. Dallas...Recorded 1 tackle and 1 tackle for loss.

CAREER HIGHLIGHTS

- » Played in 44 games during a collegiate career that took him to North Carolina, Garden City Community College in Kansas, Nebraska, and Oregon.
- » As a senior at Oregon in 2022, he played 13 games and was credited with 21 tackles (7 solo), 1.5 tackles for loss, a half-sack and one pass defended...Had at least one tackle in 12 of his 13 games with 6 multi-tackle performances...Played 331 snaps on defense and 70 on special teams...Assisted on a sack in Oregon's victory vs. BYU...Made 3 tackles, including a stop for loss, at Washington State...Tied his season high with 3 tackles and broke up a pass vs. Utah.
- » In 2021 at Nebraska, played in 10 games, recording 7 tackles, including one for loss...Academic All-Big Ten selection...Played a season-high 13 snaps and had a season-best 3 tackles (2 solo) vs. Fordham...Contributed 2 stops, including a half-tackle for loss, vs. Northwestern.
- » In 2020, played in six games in his first season at Nebraska...Recorded one tackle in his debut at Northwestern in his debut in a Cornhusker uniform...Also saw action on the defensive line vs. Penn State, Illinois, Iowa, Purdue and Minnesota.
- » In 2019, played in 9 games at Garden City Community College...Finished with 26 tackles, 2.0 sacks and 3.5 tackles for loss...Was a leader on a Garden City defense that limited opponents to 289.0 yards of total offense and 125.0 rushing yards per game.
- » In 2018, took a redshirt season in his second year at North Carolina.
- » In 2017, played in 5 games as a true freshman and tallied 6 tackles (3 solo)...Had 4 tackles in his collegiate debut vs. Duke.

PERSONAL

- » Majored in child, youth and family studies... Nebraska Scholar-Athlete Honor Roll (Fall 2020; Spring 2020)...Graduated early from high school and enrolled at UNC in January, 2017...Played multiple positions on the defensive line...Missed the first 5 games of his senior season with a foot injury...Played his first year of football as a sophomore...Also played basketball for Riverside...Son of Reeshemah and James Kenan.

JORDON RILEY'S NFL REGULAR SEASON DEFENSIVE STATISTICS

DATE	TEAM	GP	GS	TACKLES							INTERCEPTIONS							O. FUMB				ST				MISC			
				TK	S	A	TFL	YDS	SK	YDS	QBH	NO	YDS	LG	TD	PD	FF	FR	TD	YDS	TK	S	A	FF	FR	S	A		
2023	Giants	4	0	2	2	0	1	0	0.0	0.0	0	0	0	0	0	0	0	0	0	0	0	0	0	0	0	0	0	0	
NFL TOTALS		4	0	2	2	0	1	0	0.0	0.0	0	0	0	0	0	0	0	0	0	0	0	0	0	0	0	0	0	0	


SINGLE-GAME HIGHS: DEFENSIVE

- Total Tackles**
- 1 vs. Green Bay Packers, Dec 11, 2023
 - 1 vs. Dallas Cowboys, Sep 10, 2023

2023 GAME-BY-GAME REGULAR-SEASON STATISTICS (GIANTS)

DATE	OPPONENT	P/S	TACKLES							INTERCEPTIONS					O. FUMB				ST				MISC			W/L	SCORE	
			TK	S	A	SK	YDS	TFL	YDS	QBH	NO	YDS	LG	TD	PD	FF	FR	TD	YDS	TK	S	A	FF	FR	S			A
09/10	Cowboys	P	1	1	0	0.0	0.0	1	0	0	0	0	0	0	0	0	0	0	0	0	0	0	0	0	0	0	L	0-40
09/17	at Cardinals																									W	31-28	
09/21	at 49ers																									L	12-30	
10/02	Seahawks																									L	3-24	
10/08	at Dolphins																									L	16-31	
10/15	at Bills	P	0	0	0	0.0	0.0	0	0	0	0	0	0	0	0	0	0	0	0	0	0	0	0	0	0	L	9-14	
10/22	Commanders																									W	14-7	
10/29	Jets																									L	10-13+	
11/05	at Raiders																									L	6-30	
11/12	at Cowboys																									L	17-49	
11/19	at Commanders																									W	31-19	
11/26	Patriots	P	0	0	0	0.0	0.0	0	0	0	0	0	0	0	0	0	0	0	0	0	0	0	0	0	0	W	10-7	
12/11	Packers	P	1	1	0	0.0	0.0	0	0	0	0	0	0	0	0	0	0	0	0	0	0	0	0	0	0	W	24-22	
2023 TOTALS		4-0	2	2	0	0.0	0.0	1	0	0	0	0	0	0	0	0	0	0	0	0	0	0	0	0	0	5-8		

+ - Overtime



A'SHAWN ROBINSON

DL

91

HEIGHT: 6-4
WEIGHT: 330
COLLEGE: ALABAMA
HOW ACQUIRED: FA-'23
NFL EXP.: 8TH YEAR
GIANTS EXP.: 1ST YEAR

TRANSACTIONS

- » Originally a 2nd-round (46th pick overall) draft choice by the Detroit Lions in 2016...Signed as a free agent with the Los Angeles Rams on March 18, 2020...Signed as a free agent by the Giants on April 24, 2023.

2023 SEASON HIGHLIGHTS

- » Has recorded 44 tackles (21 solo), 4 tackles for loss and 1 pass defended...His 44 tackles tie him for 6th on the Giants with DL Dexter Lawrence II and OLB Kayvon Thibodeaux.
- » Posted a career-high-tying 8 tackles, 1 pass defended and 1 tackle for loss in Week 14 vs. Green Bay.
- » Posted 5 tackles (3 solo) in his 2nd-consecutive start at defensive tackle in Week 3 at San Francisco.
- » Made his 1st career start as a Giant at the defensive tackle position in the Week 2 matchup against Arizona (9/17).

CAREER HIGHLIGHTS

- » Robinson has played in 106 regular-season games with 70 starts and in 7 postseason games with 5 starts...Career totals include 337 tackles (203 solo), 7.0 sacks, 25 tackles for loss, one interception – which he returned 2 yards for a touchdown – 20 quarterback hits, 18 passes defended, 5 forced fumbles and 3 fumble recoveries...Robinson's playoff numbers include 35 tackles (18 solo), 1.0 sack, one quarterback hit and one forced fumble.
- » In 2022, Robinson started at defensive end in all 10 games in which he played, extending his streak of consecutive starts to 25, including 4 postseason games...Suffered a torn meniscus at New Orleans on Nov. 20 and missed the season's final 7 games...Tallied 42 tackles (22 solo), 2 tackles for loss and 3 quarterback hits...Twice had a season-high 7 tackles: 4 solo vs. Dallas (10/9) and 2 solo at Tampa Bay (11/6).
- » In 2021, played in all 17 games with 14 starts and started all 4 postseason games for the champion Rams...Recorded career-high totals of 67 tackles and 33 solo stops and tied his career best with 2.0 sacks...Added 22 tackles (12 solo), including 1.0 sack in the playoffs...Contributed 6 tackles (5 solo) and one of Los Angeles' 7 sacks, a 2-yard takedown of Joe Burrow, in the Rams' Super Bowl LVI victory vs. Cincinnati.
- » In his first season with the Rams in 2020, played in 8 regular-games and 2 postseason games...Finished with 12 tackles (6 solo) and one quarterback hit in the regular season and 6 stops (4 solo) and one forced fumble in the playoffs.
- » In 4 seasons (2016-19) with Detroit, played in 58 games with 26 starts and started in his only postseason game...Collected tallied 172 tackles (120 solo), 16 tackles for loss, 5.0 sacks, 3 forced fumbles, 3 fumble recoveries, and 14 quarterback hits.
- » In 2017, started all 16 games and posted a then career-high 53 tackles (31 solo)...Picked off a Drew Brees pass for his first career interception, which he returned 2 yards for a touchdown at New Orleans (10/15).
- » As a rookie in 2016, played in 16 regular-season games with 4 starts and made 30 tackles (22 solo), 2.0 sacks and career-high totals of 7 passes defended and 6 tackles for loss...Made his NFL debut at Indianapolis (9/11)...Started for the first time on Thanksgiving vs. Minnesota (11/24)...Recorded 7 tackles (2 solo) in his postseason debut in the NFC Wild Card Game at Seattle (1/7).

COLLEGE

- » Robinson played in all 42 games with 29 starts for Alabama from 2013-15, including 3 bowl games...Twice played in the College Football Playoffs and won the CFP Championship vs. Clemson in 2015... Robinson was a 2-time SEC Champion (2014-15) and was named to the FWAA All-America first team) in his final collegiate season...Outland Trophy finalist, which is given to the nation's best interior lineman on offense or defense by the FWAA...Career totals included 133 tackles (51 solo), 9.0 sacks, one forced fumble and 5 passes defended...As a freshman in 2013, led the Crimson Tide with 5.5 sacks to become the only true freshman to lead Alabama under Nick Saban...Selected to the AP All-SEC Team and was named to the SEC All-Freshman Team and Sporting News Freshman All-American Team...Started all 29 games in which he played in his final 2 seasons, when he tallied 95 tackles (61 solo), 3.5 sacks and 7.5 tackles for loss.

PERSONAL

- » Two-way lineman at Arlington Heights High School in Fort Worth, Texas...Played in the U.S. Army All-American Bowl in 2013, the same year he was invited to Nike's prestigious all-star camp... "The Opening" in 2013...Voted a USA Today All-American in 2012...Also competed on the basketball and track & field teams.

A'SHAWN ROBINSON'S NFL REGULAR SEASON DEFENSIVE STATISTICS

DATE	TEAM	GP	GS	TK	S	TACKLES					QBH	INTERCEPTIONS					O. FUMB					ST			MISC							
						TFL	YDS	SK	YDS	YDS		NO	YDS	LG	TD	PD	FF	FR	TD	YDS	TK	S	A	FF	FR	S	A					
2016	Lions	16	5	30	22	8	6	16	2.0	5.0	2	0	0	0	0	7	0	0	0	0	0	0	0	0	0	0	0	0	0	0	0	0
2017	Lions	16	16	53	32	21	4	7	0.5	4.5	6	1	2	2t	1	6	1	0	0	0	0	0	0	0	0	0	0	0	0	0	0	0
2018	Lions	13	7	49	34	15	3	11	1.0	8.0	4	0	0	0	0	0	1	1	0	0	0	0	0	0	0	0	0	0	0	0	0	0
2019	Lions	13	9	40	32	8	3	4	1.5	6.0	2	0	0	0	0	3	1	2	0	3	0	0	0	0	0	0	0	0	0	0	0	0
2020	Rams	8	0	12	6	6	0	0	0.0	0.0	1	0	0	0	0	1	0	0	0	0	0	0	0	0	0	0	0	0	0	0	0	0
2021	Rams	17	14	67	33	34	2	12	2.0	25.0	2	0	0	0	0	0	2	0	0	0	0	0	0	0	0	0	0	0	0	0	0	0
2022	Rams	10	10	42	22	20	2	0	0.0	0.0	3	0	0	0	0	0	0	0	0	0	0	0	0	0	0	0	0	0	0	0	0	0
2023	Giants	13	9	44	22	22	5	3	0.0	0.0	0	0	0	0	0	1	0	0	0	0	0	0	0	0	0	0	0	0	0	0	0	0
NFL TOTALS		106	70	337	203	134	25	53	7.0	48.5	20	1	2	2T	1	18	5	3	0	3	0	0	0	0	0	0	0	0	0	0	0	0

A'SHAWN ROBINSON'S NFL POSTSEASON DEFENSIVE STATISTICS

DATE	TEAM	GP	GS	TK	S	TACKLES					QBH	INTERCEPTIONS					O. FUMB					ST			MISC							
						TFL	YDS	SK	YDS	YDS		NO	YDS	LG	TD	PD	FF	FR	TD	YDS	TK	S	A	FF	FR	S	A					
2016	Lions	1	1	7	2	5	0	0	0.0	0.0	0	0	0	0	0	0	0	0	0	0	0	0	0	0	0	0	0	0	0	0	0	0
2020	Rams	2	0	6	4	2	0	0	0.0	0.0	0	0	0	0	0	1	0	0	0	0	0	0	0	0	0	0	0	0	0	0	0	0
2021	Rams	4	4	22	12	10	1	2	1.0	2.0	1	0	0	0	0	0	0	0	0	0	0	0	0	0	0	0	0	0	0	0	0	0
NFL TOTALS		7	5	35	18	17	1	2	1.0	2.0	1	0	0	0	0	1	0	0	0	0	0	0	0	0	0	0	0	0	0	0	0	0

SINGLE-GAME HIGHS: DEFENSIVE

Total Tackles 8 vs. Green Bay Packers, Dec 11, 2023
8 at San Francisco 49ers, Nov 15, 2021
8 at Arizona Cardinals, Dec 09, 2018
...1 more at 8.

Solo Tackles 6 at Minnesota Vikings, Dec 08, 2019
5 vs. Tennessee Titans, Nov 07, 2021
5 at Green Bay Packers, Oct 14, 2019
5 vs. Seattle Seahawks, Oct 28, 2018
...2 more at 5.

Sacks 1.0 vs. San Francisco 49ers, Jan 09, 2022
1.0 at Baltimore Ravens, Jan 02, 2022
1.0 at Washington Redskins, Nov 24, 2019
...3 more at 1.0.

Passes Defensed 2 at New Orleans Saints, Oct 15, 2017
1 vs. Green Bay Packers, Dec 11, 2023
1 at Arizona Cardinals, Dec 06, 2020
1 at Washington Redskins, Nov 24, 2019
...13 more at 1.

Forced Fumbles 1 vs. San Francisco 49ers, Jan 09, 2022
1 vs. Jacksonville Jaguars, Dec 05, 2021
1 at Green Bay Packers, Oct 14, 2019
...2 more at 1.

Fumble Recoveries 1 vs. Kansas City Chiefs, Sep 29, 2019
1 at Philadelphia Eagles, Sep 22, 2019
1 at Minnesota Vikings, Nov 04, 2018

Tackles For Loss 2 vs. Minnesota Vikings, Nov 23, 2017
1 vs. Green Bay Packers, Dec 11, 2023
1 at Dallas Cowboys, Nov 12, 2023
1 at Las Vegas Raiders, Nov 05, 2023
...20 more at 1.

Interceptions 1 at New Orleans Saints, Oct 15, 2017

Interception Return Yards 2 at New Orleans Saints, Oct 15, 2017

Longest Opp Fumble Return 3 vs. Kansas City Chiefs, Sep 29, 2019

SINGLE-GAME HIGHS - POSTSEASON: DEFENSIVE

Total Tackles 7 vs. Arizona Cardinals, Jan 17, 2022
7 at Seattle Seahawks, Jan 07, 2017
6 at Cincinnati Bengals, Feb 13, 2022
6 vs. San Francisco 49ers, Jan 30, 2022
4 at Seattle Seahawks, Jan 09, 2021

Solo Tackles 5 at Cincinnati Bengals, Feb 13, 2022
3 vs. San Francisco 49ers, Jan 30, 2022
3 vs. Arizona Cardinals, Jan 17, 2022
3 at Seattle Seahawks, Jan 09, 2021
2 at Seattle Seahawks, Jan 07, 2017

Sacks 1.0 at Cincinnati Bengals, Feb 13, 2022


Forced Fumbles 1 at Green Bay Packers, Jan 16, 2021

Tackles For Loss 1 at Cincinnati Bengals, Feb 13, 2022

2023 GAME-BY-GAME REGULAR-SEASON STATISTICS (GIANTS)

DATE	OPPONENT	P/S	TACKLES							INTERCEPTIONS					O. FUMB				ST				MISC		W/L	SCORE		
			TK	S	A	SK	YDS	TFL	YDS	GBH	NO	YDS	LG	TD	PD	FF	FR	TD	YDS	TK	S	A	FF	FR			S	A
09/10	Cowboys	P	3	1	2	0.0	0.0	0	0	0	0	0	0	0	0	0	0	0	0	0	0	0	0	0	0	0	L	0-40
09/17	at Cardinals	S	3	1	2	0.0	0.0	1	1	0	0	0	0	0	0	0	0	0	0	0	0	0	0	0	0	W	31-28	
09/21	at 49ers	S	5	3	2	0.0	0.0	0	0	0	0	0	0	0	0	0	0	0	0	0	0	0	0	0	0	L	12-30	
10/02	Seahawks	S	1	0	1	0.0	0.0	0	0	0	0	0	0	0	0	0	0	0	0	0	0	0	0	0	0	L	3-24	
10/08	at Dolphins	P	0	0	0	0.0	0.0	0	0	0	0	0	0	0	0	0	0	0	0	0	0	0	0	0	0	L	16-31	
10/15	at Bills	P	1	1	0	0.0	0.0	0	0	0	0	0	0	0	0	0	0	0	0	0	0	0	0	0	0	L	9-14	
10/22	Commanders	P	3	2	1	0.0	0.0	0	0	0	0	0	0	0	0	0	0	0	0	0	0	0	0	0	0	W	14-7	
10/29	Jets	S	2	1	1	0.0	0.0	1	0	0	0	0	0	0	0	0	0	0	0	0	0	0	0	0	0	L	10-13+	
11/05	at Raiders	S	6	2	4	0.0	0.0	1	0	0	0	0	0	0	0	0	0	0	0	0	0	0	0	0	0	L	6-30	
11/12	at Cowboys	S	3	1	2	0.0	0.0	1	2	0	0	0	0	0	0	0	0	0	0	0	0	0	0	0	0	L	17-49	
11/19	at Commanders	S	4	2	2	0.0	0.0	0	0	0	0	0	0	0	0	0	0	0	0	0	0	0	0	0	0	W	31-19	
11/26	Patriots	S	5	4	1	0.0	0.0	0	0	0	0	0	0	0	0	0	0	0	0	0	0	0	0	0	0	W	10-7	
12/11	Packers	S	8	4	4	0.0	0.0	1	0	0	0	0	0	0	1	0	0	0	0	0	0	0	0	0	0	W	24-22	
2023 TOTALS		13-9	44	22	22	0.0	0.0	5	3	0	0	0	0	0	1	0	0	0	0	0	0	0	0	0	0	5-8		

+ - Overtime



WAN'DALE ROBINSON

[WAN-Dale]

HEIGHT: 5-8
WEIGHT: 185
COLLEGE: KENTUCKY
HOW ACQUIRED: D2-'22
NFL EXP.: 2ND YEAR
GIANTS EXP.: 2ND YEAR

WR

17

TRANSACTIONS

- » Originally a 2nd-round (43rd pick overall) draft choice by the Giants in 2022.

2023 SEASON HIGHLIGHTS

- » Leads the team with 42 catches for 344 yards (8.2 average) and 1 touchdown despite missing the first 2 games of the season...Added 8 rushes for 63 yards.
- » Owns the 2nd-highest catch percentage (80.8) with 42 receptions on 52 targets among wide receivers with at least 30 targets this season.
- » Totaled a career-high 115 yards from scrimmage in Week 14 vs. Green Bay...Caught 6 passes for a season-high 79 yards and added 2 rushes for 36 yards, including a 32-yard rush that set the Giants offense up to tie the game at 7-7...It was the longest rush by a Giants wide receiver since Jerrel Jernigan rushed for a 49-yard touchdown on 12/29/13.
- » Recorded his 1st touchdown of the season on a 9-yard pass from QB Tommy DeVito in Week 9 at Las Vegas.
- » Ranked 1st on the team in receptions (8) and 2nd in receiving yards (62) in Week 6 at Buffalo.
- » Returned to action in Week 3 for the 1st time since tearing his ACL in Week 11 of the 2022 season...Caught 4 passes for 21 yards.

CAREER HIGHLIGHTS

- » Has played in 17 games with 8 starts in his 2-year career with the Giants...Has caught 65 passes for 571 yards (8.8-yard avg.) and 2 touchdowns...Added 10 rushes for 62 yards.
- » As a rookie in 2022, played in 6 games with 3 starts...Totaled 23 receptions for 227 yards (9.9-yard avg.) and one touchdown and had 2 carries for minus-1 yard.
- » Caught one pass for 5 yards in his NFL debut at Tennessee (9/11)...Injured his knee in the game and was inactive for the next 4 games...Returned vs. Baltimore (10/16) and scored his first NFL touchdown on a 5-yard reception while catching 3 passes for 37 yards.
- » Led the Giants with 6 receptions for 50 yards at Jacksonville (10/23)...Started for the first time and had 2 catches for 15 yards at Seattle (10/30)...Caught 2 passes for 20 yards vs. Houston (11/13).
- » Led the Giants with career-high totals in receptions (9) and yards (100), including a career-long 19-yarder, in his 3rd-consecutive start, vs. Detroit (11/20)...It was the most receptions by a Giants player since Sterling Shepard had 10 vs. the Rams on Oct. 17, 2021...Left the game with a torn ACL and was placed on injured reserve on Nov. 21.

COLLEGE

- » In 3 collegiate seasons – 2 at Nebraska and one at Kentucky - Robinson played in 31 games with 24 starts and caught 195 passes for 2,248 yards (11.5-yard avg.) and 10 touchdowns...Added 141 rushing attempts for 691 yards and 4 touchdowns, plus 7 punt returns and 11 kickoff returns.
- » In 2021 at Kentucky, played in all 13 games with 12 starts and set career highs with a school-record 104 receptions, 1,334 yards and 7 touchdowns...Also had 7 rushing attempts for 111 yards (15.9-yard avg.) and 6 punt returns for 20 yards...Named 2nd-team All-SEC... Ranked 4th nationally and 2nd in the SEC in receptions per game (8.0)...Ranked 11th nationally and 2nd in the SEC in total receiving yards (1,334) and 12th nationally and 2nd in the conference in receiving yards per game (102.6).
- » Became the 6th player in SEC history to catch at least 100 passes in a season...Had 6 100-yard games...Caught at least 4 passes in 13 straight games.
- » Named the MVP of the Vrbo Citrus Bowl after setting Kentucky bowl records with 10 receptions for 170 yards vs. Iowa...Caught 8 passes for a career-best 181 yards vs. New Mexico State...Collected 9-plus catches in 3 straight games (Georgia, Mississippi State, Tennessee), the first Wildcat to do that since Anthony White in 1998...Recorded a career-high 13 catches, for 166 yards, including one touchdown, vs. Tennessee...Caught a team-high 12 passes at No. 1 Georgia, including a one-yard touchdown catch...His 12 receptions are the most for a UK player vs. a No. 1-ranked opponent in school history.
- » As a sophomore at Nebraska in 2020, started all 8 games...Led the Huskers with 51 catches, 461 receiving yards and 696 all-purpose yards...Earned honorable mention All-Big Ten honors from the conference coaches.
- » In 2019, played in 10 games with 4 starts – 3 at wide receiver and one at running back...Named a 2nd-team freshman All-American, an honorable-mention All-Big Ten selection, and was a 2-time Big Ten Freshman of the Week...One of 4 finalists for the Paul Hornung Award, given to the nation's most versatile player...Caught 40 passes for 443 yards and 2 touchdowns while rushing for 340 yards and 3 scores...The 40 catches and 443 receiving yards were the most by a true freshman in Nebraska history.

OFF-THE-FIELD ACTIVITY

» Co-founder of the Wanda Joyce Robinson Foundation, a foundation he started with his father, which takes a holistic approach to breaking the generational cycle of incarceration...Attended The Giants Foundation Golf Classic which raised over \$400,000 for The Giants Foundation...Visited schools that participate in the New York City Police Foundation's Far Rockaway Giants youth program and led a flag football clinic with the police officers for the boys in the program...Partnered with the American Heart Association to host a virtual Play 60 conversation with students across the tri-state area to encourage them to be active for 60 minutes a day and create healthy habits...Assisted Eva's Village staff to prepare and serve meals for those in need for Thanksgiving...Met with members from the Wounded Warriors Project during their visit at the Quest Diagnostic Training Facility to watch practice and enjoy a day with the Giants.

PERSONAL

» Communication major...State's consensus top player as a senior at Western Hills High School in Frankfort, Ky, where he totaled 8,582 scrimmage yards (6,795 rushing and 1,787 receiving) and 118 offensive touchdowns...His 781 career points rank No. 2 in Kentucky history...After serving as a backup as a freshman on varsity, Robinson rushed for 2,014 yards and 28 touchdowns as a sophomore, adding 28 receptions for 434 yards and 3 touchdowns...As a junior, he rushed for 2,330 yards and 33 touchdowns and caught 25 passes for 343 yards and 6 scores...In his senior season, Robinson earned Kentucky's Mr. Football and the Gatorade Kentucky Player of the Year after finishing with 1,973 rushing yards, 725 receiving yards and 47 total touchdowns (30 rushing, 11 receiving, 2 punt returns, 2 touchdown passes, one interception and one fumble recovery)...On defense, Robinson accounted for 113 tackles, 12.0 tackles for loss, and 3 interceptions as a senior... One of 5 finalists for the 2019 All-American Bowl Player-of-the-Year award, which is presented annually to the nation's most outstanding high school senior...Also lettered in track as a junior and participated in relays...Son of Victoria Davis and Dale Robinson...His dad played football at Western Kentucky...Has one younger sister, Eliza.

WAN'DALE ROBINSON'S NFL REGULAR SEASON RUSHING/RECEIVING STATISTICS

DATE	TEAM	GP	GS	RECEIVING					RUSHING				
				NO.	YDS.	AVG.	LG	TD	NO.	YDS.	AVG.	LG	TD
2022	Giants	6	3	23	227	9.9	19	1	2	-1	-0.5	4	0
2023	Giants	11	5	42	344	8.2	32	1	8	63	7.9	32	0
NFL TOTALS		17	8	65	571	8.8	32	2	10	62	6.2	32	0

SINGLE-GAME HIGHS: RUSHING/RECEIVING

Rush Attempts	2 vs. Green Bay Packers, Dec 11, 2023 2 vs. New York Jets, Oct 29, 2023 1 at Washington Commanders, Nov 19, 2023 1 at Dallas Cowboys, Nov 12, 2023 ...4 more at 1.	Receiving Average	13.2 vs. Green Bay Packers, Dec 11, 2023 12.3 vs. Baltimore Ravens, Oct 16, 2022 11.7 at Washington Commanders, Nov 19, 2023 11.1 vs. Detroit Lions, Nov 20, 2022 8.8 at Las Vegas Raiders, Nov 05, 2023
Rushing Yards	36 vs. Green Bay Packers, Dec 11, 2023 17 vs. New York Jets, Oct 29, 2023 7 vs. Seattle Seahawks, Oct 02, 2023 4 vs. Detroit Lions, Nov 20, 2022 2 at Washington Commanders, Nov 19, 2023	Longest Receptions	32 vs. Green Bay Packers, Dec 11, 2023 25 vs. Green Bay Packers, Dec 11, 2023 22 vs. Washington Commanders, Oct 22, 2023 21 at Washington Commanders, Nov 19, 2023 19 vs. Detroit Lions, Nov 20, 2022 ...1 more at 19.
Longest Runs	32 vs. Green Bay Packers, Dec 11, 2023 10 vs. New York Jets, Oct 29, 2023 7 vs. New York Jets, Oct 29, 2023 7 vs. Seattle Seahawks, Oct 02, 2023 4 vs. Green Bay Packers, Dec 11, 2023 ...1 more at 4.	Receiving TDs	1 at Las Vegas Raiders, Nov 05, 2023 1 vs. Baltimore Ravens, Oct 16, 2022
Receptions	9 vs. Detroit Lions, Nov 20, 2022 8 at Buffalo Bills, Oct 15, 2023 6 vs. Green Bay Packers, Dec 11, 2023 6 at Jacksonville Jaguars, Oct 23, 2022 5 at Miami Dolphins, Oct 08, 2023 ...1 more at 5.	All-Purpose Yards	115 vs. Green Bay Packers, Dec 11, 2023 104 vs. Detroit Lions, Nov 20, 2022 62 at Buffalo Bills, Oct 15, 2023 50 at Jacksonville Jaguars, Oct 23, 2022 47 vs. Seattle Seahawks, Oct 02, 2023
Receiving Yards	100 vs. Detroit Lions, Nov 20, 2022 79 vs. Green Bay Packers, Dec 11, 2023 62 at Buffalo Bills, Oct 15, 2023 50 at Jacksonville Jaguars, Oct 23, 2022 40 vs. Seattle Seahawks, Oct 02, 2023	Most TDs	1 at Las Vegas Raiders, Nov 05, 2023 1 vs. Baltimore Ravens, Oct 16, 2022

100-YARD RECEIVING GAMES (1): REGULAR SEASON

DATE	TEAM	NO.	YDS.	AVG.	LG	TD
11/20/22	LIONS	9	100	11.1	19	0

2022 GAME-BY-GAME REGULAR-SEASON STATISTICS (GIANTS)

DATE	OPPONENT	P/S	RECEIVING					RUSHING					W/L/T	SCORE	
			NO.	YDS.	AVG.	LG	TD	NO.	YDS.	AVG.	LG	TD			
09/11	at Titans	P	1	5	5.0	5	0	0	0	0.0	0	0	0	W	21-20
09/18	Panthers							ON INACTIVE LIST					W	19-16	
09/26	Cowboys							ON INACTIVE LIST					L	16-23	
10/02	Bears							ON INACTIVE LIST					W	20-12	
10/09	at Packers							ON INACTIVE LIST					W	27-22	
10/16	Ravens	P	3	37	12.3	17	1	0	0	0.0	0	0	0	W	24-20
10/23	at Jaguars	P	6	50	8.3	17	0	0	0	0.0	0	0	0	W	23-17
10/30	at Seahawks	S	2	15	7.5	9	0	0	0	0.0	0	0	0	L	13-27
11/13	Texans	S	2	20	10.0	11	0	1	-5	-5.0	-5	0	0	W	24-16
11/20	Lions	S	9	100	11.1	19	0	1	4	4.0	4	0	0	L	18-31
11/24	at Cowboys							INJURED RESERVE					L	20-28	
12/04	Commanders							INJURED RESERVE					T	20-20	
12/11	Eagles							INJURED RESERVE					L	22-48	
12/18	at Commanders							INJURED RESERVE					W	20-12	
12/24	at Vikings							INJURED RESERVE					L	24-27	
01/01	Colts							INJURED RESERVE					W	38-10	
01/08	at Eagles							INJURED RESERVE					L	16-22	
2022 TOTALS		6-3	23	227	9.9	19	1	2	-1	-0.5	4	0	9-7-1		

2023 GAME-BY-GAME REGULAR-SEASON STATISTICS (GIANTS)

DATE	OPPONENT	P/S	RECEIVING					RUSHING					W/L	SCORE
			NO.	YDS.	AVG.	LG	TD	NO.	YDS.	AVG.	LG	TD		
09/10	Cowboys												L	0-40
09/17	at Cardinals							ON INACTIVE LIST					W	31-28
09/21	at 49ers	P	4	21	5.3	8	0	0	0	0.0	0	0	L	12-30
10/02	Seahawks	P	5	40	8.0	12	0	1	7	7.0	7	0	L	3-24
10/08	at Dolphins	S	5	18	3.6	7	0	1	1	1.0	1	0	L	16-31
10/15	at Bills	P	8	62	7.8	13	0	0	0	0.0	0	0	L	9-14
10/22	Commanders	P	1	22	22.0	22	0	0	0	0.0	0	0	W	14-7
10/29	Jets	S	0	0	0.0	0	0	2	17	8.5	10	0	L	10-13+
11/05	at Raiders	P	4	35	8.8	12	1	0	0	0.0	0	0	L	6-30
11/12	at Cowboys	P	2	6	3.0	6	0	1	0	0.0	0	0	L	17-49
11/19	at Commanders	S	3	35	11.7	21	0	1	2	2.0	2	0	W	31-19
11/26	Patriots	S	4	26	6.5	11	0	0	0	0.0	0	0	W	10-7
12/11	Packers	S	6	79	13.2	32	0	2	36	18.0	32	0	W	24-22
2023 TOTALS		11-5	42	344	8.2	32	1	8	63	7.9	32	0	5-8	

+ - Overtime

2022 GAME-BY-GAME POSTSEASON STATISTICS (GIANTS)

DATE	OPPONENT	P/S	RECEIVING					RUSHING					W/L	SCORE
			NO.	YDS.	AVG.	LG	TD	NO.	YDS.	AVG.	LG	TD		
01/15	at Vikings							INJURED RESERVE					W	31-24
01/21	at Eagles							INJURED RESERVE					L	7-38
2022 TOTALS		0-0	0	0	0.0	0	0	0	0	0.0	0	0	1-1	



JOHN MICHAEL SCHMITZ JR.

C

HEIGHT: 6-4
WEIGHT: 320
COLLEGE: MINNESOTA
HOW ACQUIRED: D2-'23
NFL EXP.: R
GIANTS EXP.: R

61

TRANSACTIONS

- » Originally a 2nd-round (57th pick overall) draft choice by the Giants in 2023.

2023 SEASON HIGHLIGHTS

- » Has started 10 games at center for the Giants...Was 1 of only 10 rookie offensive linemen to start the 1st 4 games of the season.
- » Was inactive Weeks 5 through 7 with a shoulder injury.

CAREER HIGHLIGHTS

- » Spent 6 seasons at Minnesota, a redshirt year in 2017 and 5 on the field...Played in 57 games with 35 starts and started all 31 games in which he played in his final 3 seasons...Academic All-Big Ten in 5 consecutive seasons (2018-22)...Schmitz was the 5th Gopher ever to be both an All-American for his play on the field and an Academic All-American, joining Bob Hobert (1956), Bob Stein (1968), Greg Eslinger (2004, 2005), and Maxx Williams (2014).
- » In 2022, started all 12 regular-season games at center...Opted out of the Pinstripe Bowl and accepted an invitation to the Senior Bowl...Selected AP and FWAA first-team All-America...Voted first-team All-Big Ten by coaches and media...Blocked for an offense that rushed for 2,698 yards and 33 touchdowns and passed for 2,369 yards and 12 scores...The Gophers gained at least 400 yards in 5 games, including a season-high 679 yards vs. Western Illinois.
- » In 2021, started all 13 games at center...Selected 2nd-team All-Big Ten by the conference coaches and 3rd team by the media...Blocked for an offense that totaled 4,681 yards and averaged 25.5 points a game. Helped the offense produce 31 points and 408 total yards vs. Ohio State.
- » In the abbreviated 2020 season, started 6 games at center...Did not play at Nebraska...Blocked for an offense that totaled 2,738 yards and averaged 27.3 points per game, including 541 yards and 41 points at Illinois.
- » In 2019, played in 13 games, including his first 4 career starts...Received the school's RTB Trust Award...Blocked for an offense that totaled 5,616 yards (3rd-most in school history), a school-record 3,293 passing yards, 294 first downs and 443 points (both 2nd-most)...Made his first career start at center vs. Nebraska and helped the Gophers rush for 322 yards and 4 touchdowns...Started at center and protected for an offense that gained 494 yards and did not allow a sack vs. Auburn in the Outback Bowl.
- » As a redshirt freshman in 2018, played in all 13 games, primarily on special teams...Made his collegiate debut vs. New Mexico State.
- » Redshirted in 2017.

PERSONAL

- » Graduated with a degree in sport management...Grew up on the South Side of Chicago...Initially attended Marian Catholic High School in Chicago Heights, where he played defensive end on the freshman team...As a sophomore, Schmitz moved up to varsity and was a 2-way starter on the offensive and defensive lines...Seeking to play for a larger program, he transferred to Homewood-Flossmoor High School in Flossmoor, Ill...Started at left tackle his junior and senior seasons when the Vikings were 20-3 and averaged more than 40 points a game...As a senior, named IHSFCA 8A all-state and earned all-state honors from the Champaign-Urbana News-Gazette and Chicago Tribune...Selected to the Southwestern Suburban all-conference team...Also lettered in wrestling...Originally committed to play for coach P.J. Fleck at Western Michigan...When Fleck was named the coach at Minnesota, Schmitz, who never visited the Minnesota campus but had a strong desire to play in the Big Ten, was one of several recruits to follow Fleck to Minneapolis...Son of John and Deborah Schmitz...Has 2 older sisters (Gabrielle and Hannah) and one younger brother (Jack).


JOHN MICHAEL SCHMITZ JR.'S NFL REGULAR SEASON STATISTICS

DATE	TEAM	GP	GS
2023	Giants	10	10
NFL TOTALS		10	10

2023 GAME-BY-GAME REGULAR-SEASON STATISTICS (GIANTS)

DATE	OPPONENT	P/S		W/L	SCORE
09/10	Cowboys	S		L	0-40
09/17	at Cardinals	S		W	31-28
09/21	at 49ers	S		L	12-30
10/02	Seahawks	S		L	3-24
10/08	at Dolphins		ON INACTIVE LIST	L	16-31
10/15	at Bills		ON INACTIVE LIST	L	9-14
10/22	Commanders		ON INACTIVE LIST	W	14-7
10/29	Jets	S		L	10-13+
11/05	at Raiders	S		L	6-30
11/12	at Cowboys	S		L	17-49
11/19	at Commanders	S		W	31-19
11/26	Patriots	S		W	10-7
12/11	Packers	S		W	24-22
2023 TOTALS		10-10		5-8	

+ - Overtime



STERLING SHEPARD

WR

3

HEIGHT: 5-10
WEIGHT: 198
COLLEGE: OKLAHOMA
HOW ACQUIRED: D2-'16
NFL EXP.: 8TH YEAR
GIANTS EXP.: 8TH YEAR

TRANSACTIONS

- » Originally a 2nd-round draft choice (40th pick overall) by the Giants in 2016...Re-signed by the Giants on March 15, 2023.

2023 SEASON HIGHLIGHTS

- » Caught his 1st touchdown of the season on a 2-yard pass from QB Tommy DeVito in Week 10 at Dallas...The touchdown reception moved him into tied-18th in franchise history in receiving touchdowns (23).

CAREER HIGHLIGHTS

- » Has played in 86 regular-season games with 74 starts for the Giants and started the only postseason game in which he played...Regular-season totals include 369 catches for 4,077 yards (11.0-yard avg.), and 23 touchdowns...The 369 catches place him at 6th in franchise history...Shepard is 16th on the Giants' career list in receiving yardage; Jeremy Shockey is 15th with 4,228...With 23 touchdown receptions, Shepard is tied with Lionel Manuel and Frank Liebel for 18th in Giants history...Shepard's 10 100-yard games tie him for the 9th-most on the team's all-time list with Plaxico Burress and Lionel Manuel...Has 23 rushing attempts for 180 yards (7.8-yard avg.) and one touchdown.
- » In 2022, played in 3 games with 2 starts for the Giants before spending the remainder of the season on injured reserve...Totaled 13 receptions for 154 yards (11.8-yard avg.) and one touchdown...Returned from a torn Achilles tendon at Tennessee (9/11), catching 2 passes for 71 yards, including a 65-yard touchdown reception that was the Giants' longest completion of the season...Started and had 6 catches for 34 yards vs. Carolina (9/18).
- » Caught 5 passes for 49 yards in a Monday Night Football start vs. Dallas (9/26)...Suffered a torn ACL in the 4th quarter and spent the remainder of the season on injured reserve.
- » In 2021, played in 7 games with 6 starts and totaled 36 receptions for 366 yards and one touchdown...Produced his 10th career 100-yard game when he caught 8 passes for 113 yards, including a 37-yard touchdown, vs. Denver (9/12)...Shepard was the 5th Giants player since 1987 with at least 100 receiving yards and one touchdown in a Week 1 game.
- » Tallied 9 receptions for 94 yards at Washington (9/16)...Inactive at New Orleans (10/3), at Dallas (10/10) and vs. Carolina (10/24) with a hamstring injury...Caught a season-high 10 passes for 76 yards vs. the Rams (10/17), his 4th career game with at least 10 catches.
- » Inactive from Nov. 7-Dec. 5 with a quad injury...Caught 2 passes for 15 yards vs. Dallas (12/19), before suffering a torn Achilles tendon...Placed on injured reserve the following day.
- » In 2020, started all 12 games in which he played...Inactive from Sept. 27-Oct. 18 with a toe injury suffered at Chicago (9/20)...Shepard led the Giants and tied his career high with 66 catches – the 3rd season he finished with 65 or 66 – was 2nd with 656 yards and tied Darius Slayton for the team lead with 3 touchdown catches...Tied his career high with 6 rushing attempts for 49 yards, including a 23-yard touchdown vs. Dallas (1/3) that was his first career score on the ground...It was the longest run by a Giants wide receiver since Dec. 29, 2013, when Jerrell Jernigan ran for a 49-yard touchdown in a victory vs. Washington in MetLife Stadium...Shepard was the 10th NFL wide receiver to rush for a touchdown in 2020.
- » In the season finale vs. the Cowboys, Shepard had game-high totals of 8 receptions for 112 yards, his 9th career 100-yard game and first of the season...No other Giants player had more than 2 catches in the game...The yardage total was Shepard's highest since he had 113 yards at Indianapolis on Dec. 23, 2018...Shepard scored the Giants' 2nd touchdown on a 10-yard pass from Jones for the first 2-touchdown game of his career...Shepard was the first Giants player with a rushing and receiving touchdown in the same game since Dec. 22, 2019, when Saquon Barkley scored on a 67-yard run and a 33-yard catch in an overtime victory at Washington.
- » Shepard had a season-high 9 catches, for 77 yards, including a 3-yard touchdown, at Baltimore (12/27)...Caught 7 passes for 64 yards at Cincinnati (11/29) and had 8 receptions for 74 yards vs. Tampa Bay (11/2).
- » In his first action after missing 4 games, Shepard caught 6 passes for 59 yards, including a season-long 29-yarder and a 2-yard touchdown, at Philadelphia (10/22)...Opened the season with 6 catches for 47 yards vs. Pittsburgh (9/14).
- » In 2019, Shepard started all 10 games in which he played...Missed 6 games with a concussion, including 5 in a row from Oct. 10-Nov. 10...Played in each of the season's final 6 games...Led the Giants with 57 catches...His 576 receiving yards were 3rd on the team and his 3 touchdown catches tied him with tight ends Evan Engram and Kaden Smith for 3rd.
- » Shepard joined Darius Slayton, Golden Tate and Engram as Giants with at least 100 receiving yards in a game. It was the first season in which they had 4 players do that since 2012, when the 100-yard receivers were Hakeem Nicks, Victor Cruz, Domenik Hixon and Ramses Barden
- » Shepard had season-high totals of 9 catches for 111 yards vs. Miami (12/15)...Finished with 100 yards on 7 receptions, including a season-long 36-yarder, at Tampa Bay (9/22)...Shepard scored touchdowns at the Buccaneers (7 yards), vs. Green Bay (18 yards on 12/1) and at Washington (23 yards on 12/22).
- » Shepard's 6 rushing attempts and 72 yards on the season were both career highs...He had the Giants' longest run in 2 consecutive games with 19 yards at Tampa Bay(9/22) and 23 yards vs. Washington (9/29)...He was the first wideout to have the team's longest rush in successive games since

Chris Calloway did it 3 games in a row from Nov. 13-27, 1994.

- » In 2018, Shepard started all 16 games for the 2nd time in his first 3 seasons...Finished with career-high totals of 66 receptions and 872 yards and scored 4 touchdowns...Added 3 rushing attempts for 33 yards.
- » Scored his first touchdown on a 7-yard reception at Houston (9/23)...Caught a season-high 10 passes, for 77 yards, including a 2-yard touchdown, vs. New Orleans (9/30)...Had 5 receptions for a career-high 167 yards at Atlanta (10/22), including a 58-yarder that was the Giants' longest completion of the season...Odell Beckham, Jr. added 8 catches for 143 yards...It was the first game in which the Giants had 2 receivers gain at least 100 yards apiece since Dec. 28, 2014, when Beckham finished with 185 yards and a touchdown on 12 catches, and Rueben Randle had 158 yards on 6 receptions...Shepard had receptions of 53 and 58 yards to become the first Giants player with 2 catches of at least 53 yards in a game since Oct. 16, 2016, when Beckham had receptions of 75 and 66 yards vs. Baltimore.
- » Shepard caught the game-winning 3-yard touchdown pass with 53 seconds remaining in the 4th quarter at San Francisco (11/12)...Scored on a 3-yard reception at Washington (12/9)...Tallied 6 receptions for 113 yards at Indianapolis (12/23)...Shepard's 90 first-quarter receiving yards vs. Indianapolis were the most by a Giants player since Beckham had 98 in the opening period at Tennessee on Dec. 7, 2014.
- » In 2017, Shepard played in 11 games with 10 starts...Led the Giants' wide receivers with 59 catches for a team-high 731 yards...Scored 2 touchdowns...Missed 2 games with an ankle injury, 2 with an illness, and the season finale with a neck injury.
- » Shepard twice set his career high with 11 receptions and had the Giants' only three 100-yard receiving games of the season...Had 11 catches for a career-high 142 yards at San Francisco (11/12) and 11 receptions for 139 yards vs. Philadelphia (12/17)...Shepard's 11-catch game vs. the 49ers was the first by a Giants player since Beckham had 11 at Philadelphia on Dec. 22, 2016...Shepard also caught 7 passes for 133 yards at Philadelphia (9/24).
- » Shepard scored both of his touchdowns on long catch-and-runs vs. Philadelphia: a career-long 77-yard reception in Lincoln Financial Field (9/24), and a 67-yarder in MetLife Stadium (12/17).
- » As a rookie in 2016, Shepard started all 16 regular-season games and the NFC Wild Card Game...It was the 2nd consecutive season the Giants' 2nd-round draft choice started every game; safety Landon Collins did it in 2015 (defensive tackle Dalvin Tomlinson made it 3 in a row in 2017)...Shepard was the Giants' first offensive rookie to start every game of his rookie season since Justin Pugh started every game at right tackle in 2013...He was the first rookie wide receiver to start every game for the Giants since Bobby Johnson in 1984, and the first in the NFL since Buffalo's Sammy Watkins in 2014.
- » Shepard finished 2nd on the team with 65 catches for 683 yards and 8 touchdowns...Caught at least 2 passes in every game except the victory at Cleveland (11/27), where he did not have a reception...Shepard placed 2nd among NFL rookies in all 3 major statistical categories, trailing only New Orleans' Michael Thomas, who had 92 catches for 1,137 yards and 9 scores.
- » Shepard had one of the finest seasons by a rookie pass-catcher in Giants history:

Most Receptions/Giants Rookie

Saquon Barkley**	2018	91
Odell Beckham, Jr.	2014	91
Jeremy Shockey*	2002	74
Sterling Shepard	2016	65
Evan Engram*	2017	64
Bobby Johnson	1984	48
Darius Slayton	2019	48

Most Receiving Yards/Giants Rookie

Odell Beckham, Jr.	2014	1,305
Jeremy Shockey*	2002	894
Bobby Johnson	1984	795
Hakeem Nicks	2009	790
Darius Slayton	2019	740
Evan Engram*	2017	722
Saquon Barkley**	2018	721
Sterling Shepard	2016	683

Most Touchdown Receptions/Giants Rookie

Odell Beckham, Jr.	2014	12
Bill Swiacki	1948	10
Sterling Shepard	2016	8
Darius Slayton	2019	8
Ken MacAfee	1954	8
Bobby Johnson	1984	7
Hakeem Nicks	2009	6
Evan Engram*	2017	6

*Tight End

**Running Back

- » Shepard caught 3 passes for 43 yards, including a 9-yard touchdown, in his NFL debut at Dallas (9/11)...He was the first Giants player to catch a touchdown pass in his first game since Beckham on Oct. 5, 2014.
- » Had season-high totals of 8 receptions for 117 yards vs. New Orleans (9/18) and followed with 5 catches for 73 yards and a 23-yard touchdown vs. Washington (9/25).
- » Shepard was the first player in Giants history to score a touchdown and have more than 100 receiving yards in a game in his first 3 NFL games and was the first NFL player to do it since Pittsburgh's Martavis Bryant in 2014.
- » In a 27-23 victory vs. Philadelphia (11/6), Shepard caught 3 passes for 50 yards, including a 32-yard touchdown, and rookie free agent Roger

Lewis, Jr. had a 30-yard touchdown reception...It was the first time the Giants had 2 rookie wide receivers with touchdown catches in the same game since Oct. 5, 1987 when Lewis Bennett and Reggie McGowan accomplished the feat in a strike replacement game vs. San Francisco...Excluding replacement games, it had last happened on 12, 1954, when Ken MacAfee and Bob Topp did it at Philadelphia.

- » With Victor Cruz sidelined with an ankle injury, the Giants started rookie wide receivers Shepard and Lewis in a Monday night game vs. Cincinnati (11/14)...They were the first pair of rookie wideouts to start for the Giants since Dec. 15, 1984, when Bobby Johnson and Lionel Manuel started the regular-season finale vs. New Orleans.
- » Shepard had 4 receptions for 56 yards and a 6-yard touchdown vs. Detroit (12/18), and 7 catches for 61 yards and his 8th score of the season on a 13-yard pass at Philadelphia (12/22)...Had 4 catches for 63 yards in his postseason debut in the NFC Wild Card Game at Green Bay (1/8).

COLLEGE

- » In 4 seasons at Oklahoma, Shepard played in 50 games with 41 starts...Started all 37 games in his final 3 seasons...Career totals included 233 receptions for 3,482 yards (14.9-yard avg.) and 26 touchdowns, with a long catch of 75 yards...Also returned 30 punts for a 7.3-yard average with a long runback of 27 yards...His career receptions (233) and receiving yards (3,482) each rank 2nd in Oklahoma history...He is tied for 4th in school history in career touchdown receptions (26) and is 4th in 100-yard receiving games (12)...Ranks 3rd in OU history in single-season receptions (86 as a senior)...Shares the school record for single-game receptions (15 vs. Kansas State as a junior)...Also had a 14-catch game vs. Baylor as a senior.
- » As a senior in 2015, he was a semifinalist for the Biletnikoff Award, given to the nation's top wide receiver...Named to All-Big 12 first team by the league's coaches...Started all 13 games at receiver and also served as team's primary punt returner...Caught a career-high 86 passes for 1,288 yards (15.0-yard avg.) and 11 touchdowns, with a long catch of 74 yards...Also returned 30 punts for 148 yards, a 7.9-yard average, with a long of 27 yards...In 2014, was named to All-Big 12 first team by league's...Semifinalist for Biletnikoff Award...Started all 12 games and finished with 51 receptions for 970 yards and 5 touchdowns, with a long catch of 75 yards...Also returned 11 punts for 73 yards (6.6-yard avg.)...Tied school record with 15 receptions and tallied 197 receiving yards and a touchdown vs. Kansas State (10/18)...In 2013, started all 12 games in which he played...Did not play vs. Iowa State (11/16) due to injury...Concluded the season with 51 catches for 603 yards and 7 touchdowns with a long reception of 57 yards...As a freshman in 2012, he played in all 13 games with 4 starts...His 621 receiving yards were the 3rd-highest total by an Oklahoma freshman, while his 45 receptions ranked 4th all-time among the school's freshmen.

OFF-THE-FIELD ACTIVITY

- » Partnered with the American Heart Association to host a virtual Play 60 conversation with students across the tri-state area to encourage them to be active for 60 minutes a day and create healthy habits... Surprised London Robinson with the news that he was named the 2022 Heart of a Giant winner at his school St. Peter's Prep in Jersey City, N.J....Attended The Giants Foundation Golf Classic which raised over \$400,000 for The Giants Foundation...Met with members from the Wounded Warriors Project during their visit at the Quest Diagnostic Training Facility to watch practice and enjoy a day with the Giants...Joined members from HicksStrong, an organization that provides mental health services for veterans and active military members, to participate in a Hug Mug event at the Quest Diagnostic Training Facility to paint mugs for military members...Hosted a virtual conversation with all 11 Heart of a Giant finalists to hear their stories and share his own experiences...Represented the Alzheimer's Association and American Heart Association to honor his father who passed away from a heart attack and his grandmother who passed away from Alzheimer's during week 13 of the NFL's My Cause My Cleats initiative.

PERSONAL

- » Has 2 daughters, Cali Clay and Cassie Snow...Parents are Cheri and the late Derrick Shepard...At Oklahoma, he wore the same jersey number (3) as his late father, who lettered at OU as wide receiver from 1983-86...In 2021, he switched his Giants jersey number from 87 to 3 when the NFL revised its jersey number policy...Graduated with a degree in arts & sciences planned program...Named to Academic All-Big 12 first team as a senior...Rushed for 1,115 yards and caught 133 passes for 2,335 yards and 38 touchdowns in his career at Heritage Hall High School in Okla...Finished with 5,148 career all-purpose yards...As a senior, carried the ball 28 times for 303 yards and 8 touchdowns, and caught 73 passes for 1,243 yards and 17 touchdowns...Selected to the Under Armour All-American Game.

STERLING SHEPARD'S NFL REGULAR SEASON RUSHING/RECEIVING STATISTICS

DATE	TEAM	GP	GS	RECEIVING					RUSHING				
				NO.	YDS.	AVG.	LG	TD	NO.	YDS.	AVG.	LG	TD
2016	Giants	16	16	65	683	10.5	32t	8	3	31	10.3	22	0
2017	Giants	11	10	59	731	12.4	77t	2	4	4	1.0	12	0
2018	Giants	16	16	66	872	13.2	58	4	3	33	11.0	27	0
2019	Giants	10	10	57	576	10.1	36	3	6	72	12.0	23	0
2020	Giants	12	12	66	656	9.9	29	3	6	49	8.2	23t	1
2021	Giants	7	6	36	366	10.2	37t	1	1	-9	-9.0	-9	0
2022	Giants	3	2	13	154	11.8	65t	1	0	0	0.0	0	0
2023	Giants	11	2	7	39	5.6	13	1	0	0	0.0	0	0
NFL TOTALS		86	74	369	4,077	11.0	77t	23	23	180	7.8	27	1

STERLING SHEPARD'S NFL POSTSEASON RUSHING/RECEIVING STATISTICS

DATE	TEAM	GP	GS	RECEIVING					RUSHING				
				NO.	YDS.	AVG.	LG	TD	NO.	YDS.	AVG.	LG	TD
2016	Giants	1	1	4	63	15.8	26	0	0	0	0.0	0	0
2022	Giants	0	0	0	0	0.0	0	0	0	0	0.0	0	0
NFL TOTALS		1	1	4	63	15.8	26	0	0	0	0.0	0	0

SINGLE-GAME HIGHS: RUSHING/RECEIVING

Rush Attempts	2 vs. Dallas Cowboys, Jan 03, 2021 2 at Tampa Bay Buccaneers, Sep 22, 2019 2 vs. Detroit Lions, Sep 18, 2017 1 at Washington Football Team, Sep 16, 2021 ...16 more at 1.	All-Purpose Yards	167 at Atlanta Falcons, Oct 22, 2018 142 at San Francisco 49ers, Nov 12, 2017 139 vs. Philadelphia Eagles, Dec 17, 2017 136 vs. Dallas Cowboys, Jan 03, 2021 133 at Philadelphia Eagles, Sep 24, 2017
Rushing Yards	27 at San Francisco 49ers, Nov 12, 2018 24 vs. Dallas Cowboys, Jan 03, 2021 23 vs. Washington Redskins, Sep 29, 2019 22 at Chicago Bears, Nov 24, 2019 22 at Cleveland Browns, Nov 27, 2016	Kickoff Return Yards	27 at Carolina Panthers, Oct 07, 2018
Longest Runs	27 at San Francisco 49ers, Nov 12, 2018 23† vs. Dallas Cowboys, Jan 03, 2021 23 vs. Washington Redskins, Sep 29, 2019 22 at Chicago Bears, Nov 24, 2019 22 at Cleveland Browns, Nov 27, 2016	Fair Catches	2 vs. Washington Commanders, Oct 22, 2023
Rushing TDs	1 vs. Dallas Cowboys, Jan 03, 2021	Punt Return Yards	10 vs. Washington Commanders, Oct 22, 2023
Receptions	11 vs. Philadelphia Eagles, Dec 17, 2017 11 at San Francisco 49ers, Nov 12, 2017 10 vs. Los Angeles Rams, Oct 17, 2021 10 vs. New Orleans Saints, Sep 30, 2018 9 at Washington Football Team, Sep 16, 2021 ...2 more at 9.	Longest Punt Return	5 vs. Washington Commanders, Oct 22, 2023 5 vs. Washington Commanders, Oct 22, 2023
Receiving Yards	167 at Atlanta Falcons, Oct 22, 2018 142 at San Francisco 49ers, Nov 12, 2017 139 vs. Philadelphia Eagles, Dec 17, 2017 133 at Philadelphia Eagles, Sep 24, 2017 117 vs. New Orleans Saints, Sep 18, 2016	Punt Returns	3 vs. Washington Commanders, Oct 22, 2023
Receiving Average	33.4 at Atlanta Falcons, Oct 22, 2018 19.0 at Philadelphia Eagles, Sep 24, 2017 18.8 at Indianapolis Colts, Dec 23, 2018 18.8 at Carolina Panthers, Oct 07, 2018 18.7 at Oakland Raiders, Dec 03, 2017	Punt Return Average	3.3 vs. Washington Commanders, Oct 22, 2023
Longest Receptions	77† at Philadelphia Eagles, Sep 24, 2017 67† vs. Philadelphia Eagles, Dec 17, 2017 65† at Tennessee Titans, Sep 11, 2022 58 at Atlanta Falcons, Oct 22, 2018 55 at Indianapolis Colts, Dec 23, 2018	Most TDs	2 vs. Dallas Cowboys, Jan 03, 2021 1 at Dallas Cowboys, Nov 12, 2023 1 at Tennessee Titans, Sep 11, 2022 1 vs. Denver Broncos, Sep 12, 2021 ...19 more at 1.
Receiving TDs	1 at Dallas Cowboys, Nov 12, 2023 1 at Tennessee Titans, Sep 11, 2022 1 vs. Denver Broncos, Sep 12, 2021 ...20 more at 1.	Miscellaneous Tackles	2 vs. Los Angeles Rams, Oct 17, 2021 1 vs. Dallas Cowboys, Dec 19, 2021 1 vs. Tampa Bay Buccaneers, Nov 02, 2020 1 vs. Miami Dolphins, Dec 15, 2019 ...7 more at 1.

SINGLE-GAME HIGHS - POSTSEASON: RECEIVING

Receptions	4 at Green Bay Packers, Jan 08, 2017	Longest Receptions	26 at Green Bay Packers, Jan 08, 2017
Receiving Yards	63 at Green Bay Packers, Jan 08, 2017		15 at Green Bay Packers, Jan 08, 2017
Receiving Average	15.8 at Green Bay Packers, Jan 08, 2017		13 at Green Bay Packers, Jan 08, 2017
			9 at Green Bay Packers, Jan 08, 2017
		All-Purpose Yards	63 at Green Bay Packers, Jan 08, 2017

100-YARD RECEIVING GAMES (10): REGULAR SEASON

DATE	TEAM	NO.	YDS.	AVG.	LG	TD
09/18/16	SAINTS	8	117	14.6	32	0
09/24/17	at Eagles	7	133	19.0	77†	1
11/12/17	at 49ers	11	142	12.9	26	0
12/17/17	EAGLES	11	139	12.6	67†	1
10/22/18	at Falcons	5	167	33.4	58	0
12/23/18	at Colts	6	113	18.8	55	0
09/22/19	at Buccaneers	7	100	14.3	36	1
12/15/19	DOLPHINS	9	111	12.3	24	0
01/03/21	COWBOYS	8	112	14.0	21	1
09/12/21	BRONCOS	7	113	16.1	37†	1

2016 GAME-BY-GAME REGULAR-SEASON STATISTICS (GIANTS)

DATE	OPPONENT	P/S	RECEIVING					RUSHING					W/L	SCORE
			NO.	YDS.	AVG.	LG	TD	NO.	YDS.	AVG.	LG	TD		
09/11	at Cowboys	S	3	43	14.3	20	1	0	0	0.0	0	0	W	20-19
09/18	Saints	S	8	117	14.6	32	0	0	0	0.0	0	0	W	16-13
09/25	Commanders	S	5	73	14.6	23t	1	0	0	0.0	0	0	L	27-29
10/03	at Vikings	S	4	30	7.5	12	0	0	0	0.0	0	0	L	10-24
10/09	at Packers	S	2	14	7.0	10	0	0	0	0.0	0	0	L	16-23
10/16	Ravens	S	4	25	6.3	10	0	0	0	0.0	0	0	W	27-23
10/23	at Rams	S	5	32	6.4	11	0	0	0	0.0	0	0	W	17-10
11/06	Eagles	S	3	50	16.7	32t	1	0	0	0.0	0	0	W	28-23
11/14	Bengals	S	5	42	8.4	13	1	0	0	0.0	0	0	W	21-20
11/20	Bears	S	5	50	10.0	15t	1	0	0	0.0	0	0	W	22-16
11/27	at Browns	S	0	0	0.0	0	0	1	22	22.0	22	0	W	27-13
12/04	at Steelers	S	4	21	5.3	10	1	0	0	0.0	0	0	L	14-24
12/11	Cowboys	S	3	39	13.0	17	0	0	0	0.0	0	0	W	10-7
12/18	Lions	S	4	56	14.0	23	1	0	0	0.0	0	0	W	17-6
12/22	at Eagles	S	7	61	8.7	13t	1	1	2	2.0	2	0	L	19-24
01/01	at Commanders	S	3	30	10.0	14	0	1	7	7.0	7	0	W	19-10
2016 TOTALS		16-16	65	683	10.5	32T	8	3	31	10.3	22	0	11-5	

2017 GAME-BY-GAME REGULAR-SEASON STATISTICS (GIANTS)

DATE	OPPONENT	P/S	RECEIVING					RUSHING					W/L	SCORE
			NO.	YDS.	AVG.	LG	TD	NO.	YDS.	AVG.	LG	TD		
09/10	at Cowboys	S	7	44	6.3	12	0	1	6	6.0	6	0	L	3-19
09/18	Lions	S	2	23	11.5	12	0	2	7	3.5	12	0	L	10-24
09/24	at Eagles	S	7	133	19.0	77t	1	0	0	0.0	0	0	L	24-27
10/01	at Buccaneers	P	5	54	10.8	19	0	0	0	0.0	0	0	L	23-25
10/08	Chargers	S	1	9	9.0	9	0	0	0	0.0	0	0	L	22-27
10/15	at Broncos												W	23-10
10/22	Seahawks						INACTIVE						L	7-24
11/05	Rams	S	5	70	14.0	37	0	0	0	0.0	0	0	L	17-51
11/12	at 49ers	S	11	142	12.9	26	0	0	0	0.0	0	0	L	21-31
11/19	Chiefs						INACTIVE						W	12-9+
11/23	at Commanders						INACTIVE						L	10-20
12/03	at Raiders	S	3	56	18.7	47	0	0	0	0.0	0	0	L	17-24
12/10	Cowboys	S	2	16	8.0	11	0	1	-9	-9.0	-9	0	L	10-30
12/17	Eagles	S	11	139	12.6	67t	1	0	0	0.0	0	0	L	29-34
12/24	at Cardinals	S	5	45	9.0	10	0	0	0	0.0	0	0	L	0-23
12/31	Commanders						INACTIVE						W	18-10
2017 TOTALS		11-10	59	731	12.4	77T	2	4	4	1.0	12	0	3-13	

+ - Overtime

2018 GAME-BY-GAME REGULAR-SEASON STATISTICS (GIANTS)

DATE	OPPONENT	P/S	RECEIVING					RUSHING					W/L	SCORE
			NO.	YDS.	AVG.	LG	TD	NO.	YDS.	AVG.	LG	TD		
09/09	Jaguars	S	5	48	9.6	16	0	0	0	0.0	0	0	L	15-20
09/16	at Cowboys	S	3	24	8.0	14	0	0	0	0.0	0	0	L	13-20
09/23	at Texans	S	6	80	13.3	23	1	0	0	0.0	0	0	W	27-22
09/30	Saints	S	10	77	7.7	23	1	0	0	0.0	0	0	L	18-33
10/07	at Panthers	S	4	75	18.8	28	0	0	0	0.0	0	0	L	31-33
10/11	Eagles	S	3	37	12.3	20	0	0	0	0.0	0	0	L	13-34
10/22	at Falcons	S	5	167	33.4	58	0	0	0	0.0	0	0	L	20-23
10/28	Commanders	S	4	34	8.5	14	0	0	0	0.0	0	0	L	13-20
11/12	at 49ers	S	2	9	4.5	6	1	1	27	27.0	27	0	W	27-23
11/18	Buccaneers	S	2	22	11.0	18	0	0	0	0.0	0	0	W	38-35
11/25	at Eagles	S	4	37	9.3	18	0	0	0	0.0	0	0	L	22-25
12/02	Bears	S	4	28	7.0	9	0	0	0	0.0	0	0	W	30-27+
12/09	at Commanders	S	2	17	8.5	14	1	0	0	0.0	0	0	W	40-16
12/16	Titans	S	2	37	18.5	38	0	0	0	0.0	0	0	L	0-17
12/23	at Colts	S	6	113	18.8	55	0	1	-3	-3.0	-3	0	L	27-28
12/30	Cowboys	S	4	67	16.8	24	0	1	9	9.0	9	0	L	35-36
2018 TOTALS		16-16	66	872	13.2	58	4	3	33	11.0	27	0	5-11	

+ - Overtime

2019 GAME-BY-GAME REGULAR-SEASON STATISTICS (GIANTS)

DATE	OPPONENT	P/S	RECEIVING					RUSHING					W/L	SCORE
			NO.	YDS.	AVG.	LG	TD	NO.	YDS.	AVG.	LG	TD		
09/08	at Cowboys	S	6	42	7.0	11	0	0	0	0.0	0	0	L	17-35
09/15	Bills							INACTIVE					L	14-28
09/22	at Buccaneers	S	7	100	14.3	36	1	2	21	10.5	19	0	W	32-31
09/29	Commanders	S	7	76	10.9	23	0	1	23	23.0	23	0	W	24-3
10/06	Vikings	S	5	49	9.8	18	0	1	-2	-2.0	-2	0	L	10-28
10/10	at Patriots							INACTIVE					L	14-35
10/20	Cardinals							INACTIVE					L	21-27
10/27	at Lions							INACTIVE					L	26-31
11/04	Cowboys							INACTIVE					L	18-37
11/10	at Jets							INACTIVE					L	27-34
11/24	at Bears	S	5	15	3.0	6	0	1	22	22.0	22	0	L	14-19
12/01	Packers	S	3	40	13.3	18†	1	0	0	0.0	0	0	L	13-31
12/09	at Eagles	S	4	28	7.0	8	0	1	8	8.0	8	0	L	17-23+
12/15	Dolphins	S	9	111	12.3	24	0	0	0	0.0	0	0	W	36-20
12/22	at Commanders	S	6	76	12.7	23†	1	0	0	0.0	0	0	W	41-35+
12/29	Eagles	S	5	39	7.8	17	0	0	0	0.0	0	0	L	17-34
2019 TOTALS		10-10	57	576	10.1	36	3	6	72	12.0	23	0	4-12	

+ - Overtime

2020 GAME-BY-GAME REGULAR-SEASON STATISTICS (GIANTS)

DATE	OPPONENT	P/S	RECEIVING					RUSHING					W/L	SCORE
			NO.	YDS.	AVG.	LG	TD	NO.	YDS.	AVG.	LG	TD		
09/14	Steelers	S	6	47	7.8	14	0	0	0	0.0	0	0	L	16-26
09/20	at Bears	S	2	29	14.5	24	0	1	6	6.0	6	0	L	13-17
09/27	49ers							DID NOT PLAY					L	9-36
10/04	at Rams							DID NOT PLAY					L	9-17
10/11	at Cowboys							DID NOT PLAY					L	34-37
10/18	Commanders							DID NOT PLAY					W	20-19
10/22	at Eagles	S	6	59	9.8	29	1	0	0	0.0	0	0	L	21-22
11/02	Buccaneers	S	8	74	9.3	20	0	0	0	0.0	0	0	L	23-25
11/08	at Commanders	S	6	39	6.5	21	0	1	18	18.0	18	0	W	23-20
11/15	Eagles	S	6	47	7.8	27	0	0	0	0.0	0	0	W	27-17
11/29	at Bengals	S	7	64	9.1	16	0	1	4	4.0	4	0	W	19-17
12/06	at Seahawks	S	1	22	22.0	22	0	0	0	0.0	0	0	W	17-12
12/13	Cardinals	S	3	35	11.7	24	0	0	0	0.0	0	0	L	7-26
12/20	Browns	S	4	51	12.8	22	0	1	-3	-3.0	-3	0	L	6-20
12/27	at Ravens	S	9	77	8.6	16	1	0	0	0.0	0	0	L	13-27
01/03	Cowboys	S	8	112	14.0	21	1	2	24	12.0	23†	1	W	23-19
2020 TOTALS		12-12	66	656	9.9	29	3	6	49	8.2	23†	1	6-10	

2021 GAME-BY-GAME REGULAR-SEASON STATISTICS (GIANTS)

DATE	OPPONENT	P/S	RECEIVING					RUSHING					W/L	SCORE
			NO.	YDS.	AVG.	LG	TD	NO.	YDS.	AVG.	LG	TD		
09/12	Broncos	S	7	113	16.1	37†	1	0	0	0.0	0	0	L	13-27
09/16	at Commanders	S	9	94	10.4	21	0	1	-9	-9.0	-9	0	L	29-30
09/26	Falcons	S	2	16	8.0	12	0	0	0	0.0	0	0	L	14-17
10/03	at Saints							ON INACTIVE LIST					W	27-21+
10/10	at Cowboys							ON INACTIVE LIST					L	20-44
10/17	Rams	S	10	76	7.6	14	0	0	0	0.0	0	0	L	11-38
10/24	Panthers							ON INACTIVE LIST					W	25-3
11/01	at Chiefs	S	4	25	6.3	19	0	0	0	0.0	0	0	L	17-20
11/07	Raiders							ON INACTIVE LIST					W	23-16
11/22	at Buccaneers							ON INACTIVE LIST					L	10-30
11/28	Eagles							ON INACTIVE LIST					W	13-7
12/05	at Dolphins							ON INACTIVE LIST					L	9-20
12/12	at Chargers	P	2	27	13.5	24	0	0	0	0.0	0	0	L	21-37
12/19	Cowboys	S	2	15	7.5	8	0	0	0	0.0	0	0	L	6-21
12/26	at Eagles							INJURED RESERVE					L	10-34
01/02	at Bears							INJURED RESERVE					L	3-29
01/09	Commanders							INJURED RESERVE					L	7-22
2021 TOTALS		7-6	36	366	10.2	37†	1	1	-9	-9.0	-9	0	4-13	

+ - Overtime

2022 GAME-BY-GAME REGULAR-SEASON STATISTICS (GIANTS)

DATE	OPPONENT	P/S	RECEIVING					RUSHING					W/L/T	SCORE	
			NO.	YDS.	AVG.	LG	TD	NO.	YDS.	AVG.	LG	TD			
09/11	at Titans	P	2	71	35.5	65t	1	0	0	0.0	0	0	0	W	21-20
09/18	Panthers	S	6	34	5.7	12	0	0	0	0.0	0	0	0	W	19-16
09/26	Cowboys	S	5	49	9.8	16	0	0	0	0.0	0	0	0	L	16-23
10/02	Bears													W	20-12
10/09	at Packers													W	27-22
10/16	Ravens													W	24-20
10/23	at Jaguars													W	23-17
10/30	at Seahawks													L	13-27
11/13	Texans													W	24-16
11/20	Lions													L	18-31
11/24	at Cowboys													L	20-28
12/04	Commanders													T	20-20
12/11	Eagles													L	22-48
12/18	at Commanders													W	20-12
12/24	at Vikings													L	24-27
01/01	Colts													W	38-10
01/08	at Eagles													L	16-22
2022 TOTALS		3-2	13	154	11.8	65T	1	0	0	0.0	0	0	0	9-7-1	

2023 GAME-BY-GAME REGULAR-SEASON STATISTICS (GIANTS)

DATE	OPPONENT	P/S	RECEIVING					RUSHING					W/L	SCORE	
			NO.	YDS.	AVG.	LG	TD	NO.	YDS.	AVG.	LG	TD			
09/10	Cowboys	P	0	0	0.0	0	0	0	0	0.0	0	0	0	L	0-40
09/17	at Cardinals	P	1	4	4.0	4	0	0	0	0.0	0	0	0	W	31-28
09/21	at 49ers	P	0	0	0.0	0	0	0	0	0.0	0	0	0	L	12-30
10/02	Seahawks	P	1	6	6.0	6	0	0	0	0.0	0	0	0	L	3-24
10/08	at Dolphins	P	1	13	13.0	13	0	0	0	0.0	0	0	0	L	16-31
10/15	at Bills	P	0	0	0.0	0	0	0	0	0.0	0	0	0	L	9-14
10/22	Commanders	S	1	3	3.0	3	0	0	0	0.0	0	0	0	W	14-7
10/29	Jets													L	10-13+
11/05	at Raiders	P	0	0	0.0	0	0	0	0	0.0	0	0	0	L	6-30
11/12	at Cowboys	P	1	2	2.0	2t	1	0	0	0.0	0	0	0	L	17-49
11/19	at Commanders	P	1	5	5.0	5	0	0	0	0.0	0	0	0	W	31-19
11/26	Patriots	S	1	6	6.0	6	0	0	0	0.0	0	0	0	W	10-7
12/11	Packers													W	24-22
2023 TOTALS		11-2	7	39	5.6	13	1	0	0	0.0	0	0	0	5-8	

+ - Overtime

2016 GAME-BY-GAME POSTSEASON STATISTICS (GIANTS)

DATE	OPPONENT	P/S	RECEIVING					RUSHING					W/L	SCORE	
			NO.	YDS.	AVG.	LG	TD	NO.	YDS.	AVG.	LG	TD			
01/08	at Packers	S	4	63	15.8	26	0	0	0	0.0	0	0	0	L	13-38
2016 TOTALS		1-1	4	63	15.8	26	0	0	0	0.0	0	0	0	0-1	

2022 GAME-BY-GAME POSTSEASON STATISTICS (GIANTS)

DATE	OPPONENT	P/S	RECEIVING					RUSHING					W/L	SCORE	
			NO.	YDS.	AVG.	LG	TD	NO.	YDS.	AVG.	LG	TD			
01/15	at Vikings													W	31-24
01/21	at Eagles													L	7-38
2022 TOTALS		0-0	0	0	0.0	0	0	0	0	0.0	0	0	0	1-1	



ISAIAH SIMMONS

S/ILB

HEIGHT: 6-4
WEIGHT: 238
COLLEGE: CLEMSON
HOW ACQUIRED: T(ARI)-'23
NFL EXP.: 4TH YEAR
GIANTS EXP.: 1ST YEAR

19

TRANSACTIONS

- » Originally a first round (8th overall pick) draft choice by the Arizona Cardinals in 2020...Traded to the Giants for a 2024 7th-round draft choice on Aug. 24, 2023.

2023 SEASON HIGHLIGHTS

- » Has totaled 33 tackles (23 solo), 2 passes defended, 1 interception returned for a touchdown and 1 tackle for loss this season.
- » Intercepted Commanders QB Sam Howell and returned the ball 54 yards for a touchdown with 16 seconds remaining to seal the game in the fourth quarter in Week 11 at Washington.
- » Made his 1st start as a Giant in Week 5 at Miami...Ranked 2nd on the team with 9 tackles (7 solo).

CAREER HIGHLIGHTS

- » Has played in 63 regular-season games with 38 starts with Arizona and the Giants, and played in one postseason game with Arizona...Has played in 63 consecutive games to start his career...All of the starts are at linebacker, including 30 at middle linebacker...Totals include 280 tackles (196 solo), 14 tackles for loss, 7.5 sacks, 11 quarterback hits, 5 interceptions, including one he returned 56 yards and one he returned 54 yards for touchdowns, 18 passes defended, 7 forced fumbles, 2 fumble recoveries and 14 special teams tackles...He had 2 tackles (one solo) in his only postseason game.
- » In 2022, Simmons played in all 17 games with 13 starts and recorded 99 tackles (68 solo), 4.0 sacks, 5 tackles for loss, 4 quarterback hits, 2 interceptions, 7 passes defended, 2 forced fumbles and one fumble recovery, 7 passes defended, and 2 INTs (one returned for a TD...Registered 3 tackles vs. Kansas City (9/11) ... Recorded 2 tackles and forced a fumble that Byron Murphy returned 59 yards for the game-winning touchdown at Las Vegas (9/18)...Had a game-high and career-best 13 tackles (8 solo) vs. Philadelphia (10/9)...Recorded 5 tackles and collected his 3rd career interception when he picked off an Andy Dalton pass and returned it 56 yards for his first career touchdown at New Orleans (10/20)...Recorded 5 tackles and strip-sack of Kirk Cousins and recovered the fumble at Minnesota (10/30)...Led the defense with 8 tackles, 1.0 sack and one tackle for loss at the Chargers (11/27) ...Totalled 6 tackles (2 solo) and intercepted a Mac Jones pass vs. New England (12/12)...Tallied a team-high 11 tackles (5 solo) vs. Tampa Bay (12/25)
- » In 2021, started all 17 regular-season games and played in the NFC Wild Card Game...Contributed a career-high 102 tackles (68 solo), 1.5 sacks, 4 tackles for loss, 4 quarterback hits, 4 forced fumbles, 7 passes defended and one interception...Recorded a season-high 9 tackles (7 solo) and intercepted a Ryan Tannehill pass at Tennessee (9/12)...Collected 8 tackles (6 solo) and forced one fumble vs. Minnesota (9/19).
- » As a rookie in 2020, he played in 16 games with 7 starts and had 46 tackles (37 solo), 2.0 sacks, 4 tackles for loss, 3 quarterback hits, one forced fumble, 1 fumble recovery and one interception...Earned PFWA all-rookie team honors...Recorded a season-high 10 tackles (9 solo), at Seattle (11/19)...Picked off a Russell Wilson pass and returned it 12 yards for his first career interception vs. Seattle (10/25).

COLLEGE

- » In three seasons at Clemson (2017-19), Simmons played in 44 games and totaled 241 tackles, 28 tackles for loss, 10.0 sacks, 4 interceptions (one returned for a touchdown), 22 passes defended, 5 forced fumbles and one fumble recovery...Started 29 of 30 games at linebacker in 2018-19) and totaled 196 tackles, 25 tackles for loss, 9.0 sacks, 4 interceptions, 16 passes defended, 4 forced fumbles and one fumble recovery...As a junior in 2019, started all 15 games and received the Butkus Award as the nation's top linebacker, becoming the first Clemson player to win the award...Became the 6th unanimous All-American in school history, joining Terry Kinard (1982), Gaines Adams (2006), C.J. Spiller (2009), Da'Quan Bowers (2010) and Christian Wilkins (2018)...ACC Defensive Player of the Year and first-team All-ACC selection...Finalist for the Nagurski Trophy, the Bednarik Award and the Lott IMPACT Trophy...Posted a team-high 107 tackles, 16 stops for loss, 8.0 sacks, 10 passes defended, 3 interceptions, one forced fumble and one fumble recovery...In 2018, switched from safety to linebacker and played in 15 games with 14 starts...Registered a team-high 97 tackles, 9.5 stops for loss, 1.0 sack, 6 passes defended, a career-high 3 forced fumbles, and his first career interception, which he returned for a touchdown...Also had a team-high 11 special teams tackles prior to bowl season...In 2017, played in 14 games and had 45 tackles, 3 tackles for loss, 1.0 sack, 6 passes defended and one forced fumble.

PERSONAL

- » Earned a degree in sports communications in December 2019...Attended Olathe (Kan.) North High School, where he earned first-team all-state honors at both defensive back and wide receiver as a senior, which was his first season playing offense...Totalled 92 tackles on defense and had 29

receptions for 994 yards and 13 touchdowns (34.3 yards per reception... Added 23 carries for 148 yards and 2 scores and had a 98-yard kickoff return touchdown on his only return of the year and a fumble return for a score... He was also the state long jump champion in 2014-15 and 2015 with a career best of 23-8... Brother, Victor Jr., played defensive back and linebacker at Kansas from 2011-14... Father, Victor Sr., was a collegiate track athlete... Teamed up with the Cardinals and Bose to donate 60,000 meals to the Harvest Compassion Center for its facilities in Phoenix, Maryvale and Chandler during the COVID-19 pandemic.

REGULAR SEASON COMPARISON: DEFENSIVE - NEW ORLEANS SAINTS

DATE	OPP	W/L	GP/GS	TACKLES							YDS.	INT	TFL	PD	QBH	TD	MISC	
				TOT	SOLO	ASST	SACK	FF	FR									
10/20/22	ARZ vs. NO	W	5	5	4	1	0.0	0.0	1	0	1	0	1	0	1	0	0	
TOTALS			1/0	1/1	5	4	1	0.0	0.0	1	0	1	0	1	0	0		

ISAIAH SIMMONS' NFL REGULAR SEASON DEFENSIVE STATISTICS

DATE	TEAM	GP	GS	TACKLES							INTERCEPTIONS					O. FUMB					ST					MISC	
				TK	S	A	TFL	YDS	SK	YDS	QBH	NO	YDS	LG	TD	PD	FF	FR	TD	YDS	TK	S	A	FF	FR	S	A
2020	Cardinals	16	7	46	37	9	4	20	2.0	15.0	3	1	12	12	0	2	1	1	0	0	8	6	2	0	0	0	0
2021	Cardinals	17	17	102	68	34	4	11	1.5	6.0	4	1	0	0	0	7	4	0	0	0	3	2	1	0	0	0	0
2022	Cardinals	17	13	99	68	31	5	41	4.0	43.0	4	2	61	56†	1	7	2	1	0	0	0	0	0	0	0	0	0
2023	Giants	13	1	33	23	10	1	2	0.0	0.0	0	1	54	54†	1	2	0	0	0	0	3	2	1	0	0	0	0
NFL TOTALS		63	38	280	196	84	14	74	7.5	64.0	11	5	127	56†	2	18	7	2	0	0	14	10	4	0	0	0	0

ISAIAH SIMMONS' NFL POSTSEASON DEFENSIVE STATISTICS

DATE	TEAM	GP	GS	TACKLES							INTERCEPTIONS					O. FUMB					ST					MISC	
				TK	S	A	TFL	YDS	SK	YDS	QBH	NO	YDS	LG	TD	PD	FF	FR	TD	YDS	TK	S	A	FF	FR	S	A
2021	Cardinals	1	0	2	1	1	0	0	0.0	0.0	0	0	0	0	0	0	0	0	0	0	0	0	0	0	0	0	0
NFL TOTALS		1	0	2	1	1	0	0	0.0	0.0	0	0	0	0	0	0	0	0	0	0	0	0	0	0	0	0	0

SINGLE-GAME HIGHS: DEFENSIVE

Total Tackles	13 vs. Philadelphia Eagles, Oct 09, 2022 11 vs. Tampa Bay Buccaneers, Dec 25, 2022 10 at Seattle Seahawks, Nov 19, 2020 9 at Miami Dolphins, Oct 08, 2023 9 at San Francisco 49ers, Jan 08, 2023 ...2 more at 9.	Fumble Recoveries	1 at Minnesota Vikings, Oct 30, 2022 1 vs. San Francisco 49ers, Dec 26, 2020
Solo Tackles	9 at Seattle Seahawks, Nov 19, 2020 8 vs. Los Angeles Chargers, Nov 27, 2022 8 vs. Philadelphia Eagles, Oct 09, 2022 7 at Miami Dolphins, Oct 08, 2023 7 at Dallas Cowboys, Jan 02, 2022 ...1 more at 7.	Tackles For Loss	2 at Seattle Seahawks, Nov 19, 2020 1 at San Francisco 49ers, Jan 08, 2023 1 vs. Los Angeles Chargers, Nov 27, 2022 1 vs. San Francisco 49ers, Nov 21, 2022 ...8 more at 1.
Sacks	1.0 at San Francisco 49ers, Jan 08, 2023 1.0 vs. Los Angeles Chargers, Nov 27, 2022 1.0 vs. Seattle Seahawks, Nov 06, 2022 ...4 more at 1.0.	Interceptions	1 at Washington Commanders, Nov 19, 2023 1 vs. New England Patriots, Dec 12, 2022 1 vs. New Orleans Saints, Oct 20, 2022 ...2 more at 1.
Passes Defensed	2 at Seattle Seahawks, Oct 16, 2022 2 at Tennessee Titans, Sep 12, 2021 1 at Washington Commanders, Nov 19, 2023 1 vs. New York Jets, Oct 29, 2023 ...12 more at 1.	Interception Return Yards	12 vs. Seattle Seahawks, Oct 25, 2020
Forced Fumbles	1 at Minnesota Vikings, Oct 30, 2022 1 at Las Vegas Raiders, Sep 18, 2022 1 at Dallas Cowboys, Jan 02, 2022 ...4 more at 1.	Special Teams Tackles	1 at Washington Commanders, Nov 19, 2023 1 at Dallas Cowboys, Nov 12, 2023 1 at Las Vegas Raiders, Nov 05, 2023 ...11 more at 1.

SINGLE-GAME HIGHS - POSTSEASON: DEFENSIVE

Total Tackles	2 at Los Angeles Rams, Jan 17, 2022	Solo Tackles	1 at Los Angeles Rams, Jan 17, 2022
----------------------	-------------------------------------	---------------------	-------------------------------------

2020 GAME-BY-GAME REGULAR-SEASON STATISTICS (CARDINALS)

DATE	OPPONENT	P/S	TACKLES							INTERCEPTIONS					O. FUMB				ST					MISC		W/L	SCORE					
			TK	S	A	SK	YDS	TFL	YDS	QBH	NO	YDS	LG	TD	PD	FF	FR	TD	YDS	TK	S	A	FF	FR	S			A				
09/13	at 49ers	S	3	3	0	0.0	0.0	0	0	0	0	0	0	0	0	0	0	0	0	0	0	0	0	0	0	W	24-20					
09/20	Commanders	S	0	0	0	0.0	0.0	0	0	0	0	0	0	0	0	0	0	0	1	1	0	0	0	0	0	W	30-15					
09/27	Lions	S	1	1	0	0.0	0.0	0	0	0	0	0	0	0	0	0	0	0	0	0	0	0	0	0	0	L	23-26					
10/04	at Panthers	S	1	1	0	0.0	0.0	0	0	0	0	0	0	0	0	0	0	0	0	0	0	0	0	0	0	L	21-31					
10/11	at Jets	P	0	0	0	0.0	0.0	0	0	0	0	0	0	0	0	0	0	0	1	1	0	0	0	0	0	W	30-10					
10/19	at Cowboys	P	3	2	1	0.0	0.0	0	0	0	0	0	0	1	0	0	0	0	1	0	1	0	0	0	0	W	38-10					
10/25	Seahawks	P	0	0	0	0.0	0.0	0	0	0	1	12	12	0	1	0	0	0	0	1	1	0	0	0	0	W	37-34+					
11/08	Dolphins	S	3	3	0	0.0	0.0	0	0	0	0	0	0	0	0	0	0	0	1	1	0	0	0	0	0	L	31-34					
11/15	Bills	P	4	2	2	0.0	0.0	1	5	1	0	0	0	0	0	0	0	0	0	0	0	0	0	0	0	W	32-30					
11/19	at Seahawks	P	10	9	1	1.0	6.0	2	6	1	0	0	0	0	0	0	0	0	0	0	0	0	0	0	0	L	21-28					
11/29	at Patriots	P	4	3	1	1.0	9.0	1	9	1	0	0	0	0	0	0	0	0	1	0	1	0	0	0	0	L	17-20					
12/06	Rams	P	5	4	1	0.0	0.0	0	0	0	0	0	0	0	0	0	0	0	0	0	0	0	0	0	0	L	28-38					
12/13	at Giants	P	2	2	0	0.0	0.0	0	0	0	0	0	0	0	0	0	0	0	1	1	0	0	0	0	0	W	26-7					
12/20	Eagles	S	4	3	1	0.0	0.0	0	0	0	0	0	0	0	0	0	0	0	1	1	0	0	0	0	0	W	33-26					
12/26	49ers	S	3	3	0	0.0	0.0	0	0	0	0	0	0	0	0	1	0	0	0	0	0	0	0	0	0	L	12-20					
01/03	at Rams	P	3	1	2	0.0	0.0	0	0	0	0	0	0	0	0	1	0	0	0	0	0	0	0	0	0	L	7-18					
2020 TOTALS		16-7	46	37	9	2.0	15.0	4	20	3	1	12	12	0	2	1	1	0	0	8	6	2	0	0	0	0	0	0	0	0	0	8-8

+ - Overtime

2021 GAME-BY-GAME REGULAR-SEASON STATISTICS (CARDINALS)

DATE	OPPONENT	P/S	TACKLES							INTERCEPTIONS					O. FUMB				ST					MISC		W/L	SCORE					
			TK	S	A	SK	YDS	TFL	YDS	QBH	NO	YDS	LG	TD	PD	FF	FR	TD	YDS	TK	S	A	FF	FR	S			A				
09/12	at Titans	S	9	7	2	0.0	0.0	0	0	0	0	1	0	0	0	2	0	0	0	0	0	0	0	0	0	0	W	38-13				
09/19	Vikings	S	8	6	2	0.0	0.0	0	0	0	0	0	0	0	0	0	1	0	0	0	0	0	0	0	0	0	W	34-33				
09/26	at Jaguars	S	6	2	4	0.0	0.0	0	0	0	0	0	0	0	0	1	0	0	0	0	0	0	0	0	0	0	W	31-19				
10/03	at Rams	S	7	4	3	0.0	0.0	0	0	0	0	0	0	0	0	0	0	0	0	0	0	0	0	0	0	0	W	37-20				
10/10	49ers	S	3	2	1	0.5	0.0	0	0	1	0	0	0	0	1	0	0	0	0	0	0	0	0	0	0	0	W	17-10				
10/17	at Browns	S	6	5	1	0.0	0.0	1	3	0	0	0	0	0	0	0	0	0	0	0	0	0	0	0	0	0	W	37-14				
10/24	Texans	S	7	4	3	0.0	0.0	1	2	0	0	0	0	0	0	0	0	0	1	1	0	0	0	0	0	0	W	31-5				
10/28	Packers	S	6	3	3	0.0	0.0	0	0	0	0	0	0	0	1	0	0	0	0	0	0	0	0	0	0	0	L	21-24				
11/07	at 49ers	S	6	6	0	0.0	0.0	0	0	0	0	0	0	0	0	1	0	0	0	0	0	0	0	0	0	0	W	31-17				
11/14	Panthers	S	8	4	4	0.0	0.0	0	0	0	0	0	0	0	0	0	0	0	0	0	0	0	0	0	0	0	L	10-34				
11/21	at Seahawks	S	6	2	4	1.0	6.0	1	6	1	0	0	0	0	0	0	0	0	0	0	0	0	0	0	0	0	W	23-13				
12/05	at Bears	S	4	2	2	0.0	0.0	0	0	1	0	0	0	0	1	0	0	0	0	1	0	1	0	0	0	0	W	33-22				
12/13	Rams	S	4	2	2	0.0	0.0	0	0	0	0	0	0	0	0	0	0	0	0	0	0	0	0	0	0	0	L	23-30				
12/19	at Lions	S	6	6	0	0.0	0.0	0	0	0	0	0	0	0	1	0	0	0	0	0	0	0	0	0	0	0	L	12-30				
12/25	Colts	S	2	2	0	0.0	0.0	0	0	1	0	0	0	0	1	0	0	0	0	0	0	0	0	0	0	0	L	16-22				
01/02	at Cowboys	S	9	7	2	0.0	0.0	0	0	0	0	0	0	0	0	1	0	0	0	1	1	0	0	0	0	0	W	25-22				
01/09	Seahawks	S	5	4	1	0.0	0.0	1	0	0	0	0	0	0	0	0	0	0	0	0	0	0	0	0	0	0	L	30-38				
2021 TOTALS		17-17	102	68	34	1.5	6.0	4	11	4	1	0	0	0	7	4	0	0	0	3	2	1	0	0	0	0	0	0	0	0	0	11-6

2022 GAME-BY-GAME REGULAR-SEASON STATISTICS (CARDINALS)

DATE	OPPONENT	P/S	TACKLES							INTERCEPTIONS					O. FUMB				ST					MISC		W/L	SCORE				
			TK	S	A	SK	YDS	TFL	YDS	QBH	NO	YDS	LG	TD	PD	FF	FR	TD	YDS	TK	S	A	FF	FR	S			A			
09/11	Chiefs	S	3	3	0	0.0	0.0	0	0	0	0	0	0	0	0	0	0	0	0	0	0	0	0	0	0	0	L	21-44			
09/18	at Raiders	P	2	2	0	0.0	0.0	0	0	0	0	0	0	0	0	1	0	0	0	0	0	0	0	0	0	0	W	29-23+			
09/25	Rams	P	1	0	1	0.0	0.0	0	0	0	0	0	0	0	0	0	0	0	0	0	0	0	0	0	0	0	L	12-20			
10/02	at Panthers	S	3	3	0	0.0	0.0	0	0	0	0	0	0	0	0	0	0	0	0	0	0	0	0	0	0	0	W	26-16			
10/09	Eagles	P	13	8	5	0.0	0.0	0	0	0	0	0	0	0	0	0	0	0	0	0	0	0	0	0	0	0	L	17-20			
10/16	at Seahawks	P	2	1	1	0.0	0.0	0	0	1	0	0	0	0	2	0	0	0	0	0	0	0	0	0	0	0	L	9-19			
10/20	Saints	S	5	4	1	0.0	0.0	0	0	0	1	56	56	1	1	0	0	0	0	0	0	0	0	0	0	0	W	42-34			
10/30	at Vikings	S	5	5	0	1.0	6.0	0	0	0	0	0	0	0	0	1	1	0	0	0	0	0	0	0	0	0	L	26-34			
11/06	Seahawks	S	8	6	2	1.0	7.0	1	7	1	0	0	0	0	0	0	0	0	0	0	0	0	0	0	0	0	L	21-31			
11/13	at Rams	S	7	6	1	0.0	0.0	1	4	0	0	0	0	0	1	0	0	0	0	0	0	0	0	0	0	0	W	27-17			
11/21	49ers	S	3	1	2	0.0	0.0	1	0	0	0	0	0	0	0	0	0	0	0	0	0	0	0	0	0	0	L	10-38			
11/27	Chargers	S	8	8	0	1.0	13.0	1	13	1	0	0	0	0	1	0	0	0	0	0	0	0	0	0	0	0	L	24-25			
12/12	Patriots	S	6	2	4	0.0	0.0	0	0	0	1	5	5	0	1	0	0	0	0	0	0	0	0	0	0	0	L	13-27			
12/18	at Broncos	S	8	5	3	0.0	0.0	0	0	0	0	0	0	0	0	0	0	0	0	0	0	0	0	0	0	0	L	15-24			
12/25	Buccaneers	S	11	5	6	0.0	0.0	0	0	0	0	0	0	0	1	0	0	0	0	0	0	0	0	0	0	0	L	16-19+			
01/01	at Falcons	S	5	4	1	0.0	0.0	0	0	0	0	0	0	0	0	0	0	0	0	0	0	0	0	0	0	0	L	19-20			
01/08	at 49ers	S	9	5	4	1.0	17.0	1	17	1	0	0	0	0	0	0	0	0	0	0	0	0	0	0	0	0	L	13-38			
2022 TOTALS		17-13	99	68	31	4.0	43.0	5	41	4	2	61	56T	1	7	2	1	0	0	0	0	0	0	0	0	0	0	0	0	0	4-13

+ - Overtime


2023 GAME-BY-GAME REGULAR-SEASON STATISTICS (GIANTS)

DATE	OPPONENT	P/S	TACKLES							INTERCEPTIONS					O. FUMB				ST				MISC		W/L	SCORE	
			TK	S	A	SK	YDS	TFL	YDS	QBH	NO	YDS	LG	TD	PD	FF	FR	TD	YDS	TK	S	A	FF	FR			S
09/10	Cowboys	P	1	1	0	0.0	0.0	0	0	0	0	0	0	0	0	0	0	0	0	0	0	0	0	0	0	L	0-40
09/17	at Cardinals	P	2	2	0	0.0	0.0	0	0	0	0	0	0	0	0	0	0	0	0	0	0	0	0	0	W	31-28	
09/21	at 49ers	P	4	2	2	0.0	0.0	0	0	0	0	0	0	0	0	0	0	0	0	0	0	0	0	0	L	12-30	
10/02	Seahawks	P	4	4	0	0.0	0.0	1	2	0	0	0	0	0	0	0	0	0	0	0	0	0	0	0	L	3-24	
10/08	at Dolphins	S	9	7	2	0.0	0.0	0	0	0	0	0	0	0	0	0	0	0	0	0	0	0	0	0	L	16-31	
10/15	at Bills	P	0	0	0	0.0	0.0	0	0	0	0	0	0	0	0	0	0	0	0	0	0	0	0	0	L	9-14	
10/22	Commanders	P	3	0	3	0.0	0.0	0	0	0	0	0	0	0	0	0	0	0	0	0	0	0	0	0	W	14-7	
10/29	Jets	P	0	0	0	0.0	0.0	0	0	0	0	0	0	1	0	0	0	0	0	0	0	0	0	0	L	10-13+	
11/05	at Raiders	P	3	1	2	0.0	0.0	0	0	0	0	0	0	0	0	0	0	0	1	1	0	0	0	0	L	6-30	
11/12	at Cowboys	P	0	0	0	0.0	0.0	0	0	0	0	0	0	0	0	0	0	0	1	0	1	0	0	0	L	17-49	
11/19	at Commanders	P	3	3	0	0.0	0.0	0	0	0	1	54	54	1	1	0	0	0	1	1	0	0	0	0	W	31-19	
11/26	Patriots	P	3	2	1	0.0	0.0	0	0	0	0	0	0	0	0	0	0	0	0	0	0	0	0	0	W	10-7	
12/11	Packers	P	1	1	0	0.0	0.0	0	0	0	0	0	0	0	0	0	0	0	0	0	0	0	0	0	W	24-22	
2023 TOTALS		13-1	33	23	10	0.0	0.0	1	2	0	1	54	54T	1	2	0	0	0	0	3	2	1	0	0	0	0	5-8

+ - Overtime

2021 GAME-BY-GAME POSTSEASON STATISTICS (CARDINALS)

DATE	OPPONENT	P/S	TACKLES							INTERCEPTIONS					O. FUMB				ST				MISC		W/L	SCORE	
			TK	S	A	SK	YDS	TFL	YDS	QBH	NO	YDS	LG	TD	PD	FF	FR	TD	YDS	TK	S	A	FF	FR			S
01/17	at Rams	P	2	1	1	0.0	0.0	0	0	0	0	0	0	0	0	0	0	0	0	0	0	0	0	0	0	L	11-34
2021 TOTALS		1-0	2	1	1	0.0	0.0	0	0	0	0	0	0	0	0	0	0	0	0	0	0	0	0	0	0	0	0-1



DARIUS SLAYTON

WR

HEIGHT: 6-1
WEIGHT: 198
COLLEGE: AUBURN
HOW ACQUIRED: D5-'19
NFL EXP.: 5TH YEAR
GIANTS EXP.: 5TH YEAR

86

TRANSACTIONS

- » Originally a 5th-round (171st pick overall) draft choice by the Giants in 2019...Re-signed as a free agent by the Giants on March 20, 2023.

2023 SEASON HIGHLIGHTS

- » Has 34 receptions for 449 yards (13.2 average) and 1 touchdown in 13 games (9 starts) this season.
- » Since 2019, his average of 14.7 yards per catch ranks 6th-most in the league (min. 175 receptions), trailing only Deebo Samuel (14.8), Justin Jefferson (15.0), Mike Evans (15.3), A.J. Brown (15.8) and Mike Williams (15.9).
- » Hauled in 4 passes for 82 yards and 1 touchdown in Week 11 at Washington...The 40-yard touchdown reception was his 1st of the season...Exited the game in the 2nd quarter with an arm injury.
- » Caught 4 passes for a team-high 69 yards (17.3 avg.) in Week 6 at Buffalo.
- » Recorded 3 catches for 62 yards (20.7-yard avg.) in Week 2 at Arizona.

CAREER HIGHLIGHTS

- » Has played in 72 regular-season games with 49 starts and started both Giants' postseason games in which he played...Regular-season totals include 204 receptions for 3,003 yards (14.7-yard avg.) and 16 touchdowns, with a long catch of 55 yards...Also has 9 kickoff returns for a 21.0-yard average...In the playoffs, he has 5 receptions for 92 yards (18.4-yard avg.) and one rushing attempt for 3 yards... With 740 yards as a rookie, 751 in 2020 and 720 last season, Slayton became just the 2nd receiver in Giants history to lead the team in receiving yards in 3 of his first 4 seasons. The only other player to do it was Odell Beckham, Jr.
- » In 2022, played in 16 games with 11 starts and started both Giants' postseason games...Inactive for the season opener at Tennessee (9/11)...Led the Giants with 724 receiving yards and was 3rd on the team with 46 receptions, including 2 touchdowns...In the playoffs, he added 5 receptions for 92 yards (18.4 avg.), including a team-long 47-yarder.
- » Led the Giants with 6 catches for 79 yards at Green Bay (10/9)...Made the first of 11 consecutive starts and had one catch for 18 yards vs. Baltimore (10/16)...Caught his first touchdown pass of the season, a 32-yarder on the Giants' first possession, at Jacksonville (10/23), ending the Giants' streak without a first-possession touchdown at 14 consecutive games, dating back to Nov. 1, 2021, at Kansas City...Slayton led the Giants with 58 receiving yards on 3 receptions.
- » Led all Giants receivers with 5 receptions for 66 yards at Seattle (10/30)...Recorded a team-high 95 receiving yards, including a 54-yard touchdown, vs. Houston (11/13)...It was his highest yardage total since he had 129 at Dallas on Oct. 22, 2020...Had a team-long 24-yard reception and totaled 5 catches for 86 yards vs. Detroit (11/20).
- » Tallied a team-high 63 receiving yards on 3 catches, which included a 44-yard reception, at Dallas (11/24).
- » Finished with a season-high 90 yards and tied his season best with 6 catches vs. Washington (12/4)...His 55-yard reception was Giants' 2nd-longest of the season.
- » Had 4 receptions for 88 yards, including a game-long 47-yarder, in the NFC Wild Card Game at Minnesota (1/15)...Made one catch for 4 yards in the divisional round at Philadelphia (1/21).
- » In 2021, played in 13 games with 5 starts...Inactive at New Orleans (10/3), at Dallas (10/10) and vs. the Rams (10/17) with a hamstring injury...Did not play at Chicago (1/2), because he was on the reserve/COVID-19 list...Totaled 26 receptions for 339 yards and 2 touchdowns...Also added one carry for minus-13 yards.
- » Posted 3 receptions for 65 yards vs. Denver (9/12)...Caught 3 passes for 54 yards and a 33-yard touchdown pass from Daniel Jones to give the Giants a 20-14 with 4:48 remaining in the 3rd quarter...Returned from injury and caught 5 receptions for 63 yards vs. Carolina (10/24)...Tallied 4 receptions for 37 yards at Tampa Bay (11/22) and 3 catches for 40 yards vs. Philadelphia (11/28)...Caught 2 passes in each game at Miami (12/5) and vs. Dallas (12/19)...Posted 2 receptions for 29 yards and a 22-yard touchdown from quarterback Jake Fromm vs. Washington (1/9).
- » In 2020, played in all 16 games with 15 starts and led the Giants with 751 receiving yards and a 15.0-yard per-catch average...Tied Sterling Shepard for the team lead with 3 touchdown receptions and was 3rd on the team and 2nd among wide receivers with 50 catches...Led the Giants with 5 receptions of 30 or more yards and 40 of his 50 catches produced first downs, an 80% rate that was the NFL's 3rd highest.
- » Began the year with 6 catches for 102 yards, including a season-high 2 touchdowns on receptions of 41 and 7 yards, vs. Pittsburgh (9/14)...Scored the Giants' first touchdown of the season when he caught Daniel Jones' pass to give the Giants a 10-3 lead...Also scored with 1:52 remaining.
- » Slayton finished with team highs of 8 catches and 129 yards, both the 2nd-highest totals of his career, at Dallas (10/11)...He had 10 receptions vs. the Jets on Nov. 10, 2019, and 154 yards at Philadelphia on Dec. 9, 2019...The 100-yard game was Slayton's 2nd of the season and 4th of his career...Slayton's 129-yard performance was tied by tight end Evan Engram at Cincinnati for the Giants' highest total of the season.
- » Caught 2 passes for 41 yards and scored his 3rd touchdown of the season on a 23-yard reception in the Giants' first victory of the season vs. Washington (10/18).

- » Picked up a first down on all 5 of his receptions (for 56 yards) vs. Tampa Bay (11/2).
- » Had 5 receptions for 93 yards, including a game-long 40-yarder, vs. Philadelphia (11/15).
- » As a rookie in 2019, played in 14 games with 9 starts...Inactive for the season's first 2 games with a hamstring injury...Had one of the finest seasons by a rookie wide receiver in Giants history...Led the team with 740 receiving yards and 8 touchdowns and was 4th with 48 catches...The 8 touchdown receptions tied him with Tennessee's A.J. Brown for the highest total among NFL rookies...Slayton's yardage total was the 5th-highest among rookie receivers and his 48 receptions ranked 8th...Averaged 21.0 yards on 9 kickoff returns with a long runback of 30 yards.
- » Was the first rookie drafted in the 5th round or later to have 8 or more touchdowns since New Orleans' Marcus Colston in 2006.
- » Was the first rookie since 2014 (Odell Beckham, Jr. and Mike Evans) with 3 or more games (3) with 2 or more touchdown catches and the first NFL rookie with multiple 100-yard, 2-touchdown games since 2014, when Beckham, (3), Allen Hurns (2) and Evans (2) each accomplished the feat.
- » Scored 2 touchdowns in each of 3 games: at Detroit (10/27), at the Jets (10/11) and at Philadelphia (12/9), the highest total by a Giants rookie since Beckham had 4 games with at least 2 touchdown catches in 2014.
- » Slayton is among the top 6 rookies in Giants history in receptions, yards and touchdown catches:

Most Receptions/Giants Rookie

Odell Beckham, Jr.	2014	91
Saquon Barkley**	2018	91
Jeremy Shockey*	2002	74
Sterling Shepard	2016	65
Evan Engram*	2017	64
Bobby Johnson	1984	48
Darius Slayton	2019	48

Most Receiving Yards/Giants Rookie

Odell Beckham, Jr.	2014	1,305
Jeremy Shockey*	2002	894
Bobby Johnson	1984	795
Hakeem Nicks	2009	790
Darius Slayton	2019	740

Most Touchdown Receptions/Giants Rookie

Odell Beckham, Jr.	2014	12
Bill Swiacki	1948	10
Ken MacAfee	1954	8
Sterling Shepard	2016	8
Darius Slayton	2019	8

*Tight End
**Running Back

- » Made a season-high 10 catches, for 121 yards (his first career 100-yard game), including touchdowns of 5 and 39 yards, at the Jets.
- » Finished with 5 catches for a career-high 154 yards and 2 touchdowns in a Monday night game at Philadelphia. The scores were on 35 and 55-yard receptions, the latter Slayton's longest catch of the season...His yardage total was the highest by a Giants receiver since Oct. 22, 2018, when Sterling Shepard gained 167 yards on 5 catches. The 154 yards was the highest total by a Giants rookie since Beckham had 185 receiving yards vs. Philadelphia on Dec. 28, 2014...Slayton gained all 154 yards in the first half to become the first Giants player with more than 150 receiving yards in a half since Plaxico Burress had 179 yards in the first 2 quarters of a 44-24 victory vs. the Rams on Oct. 2, 2005.
- » Slayton's final touchdown of the season vs. Miami (12/15) was a significant milestone in Giants history...With 11:53 remaining in the 3rd quarter, his 5-yard score gave the Giants a 14-10 lead they never relinquished in a game they won, 36-20...More significantly, it was the 366th and final touchdown pass of Eli Manning's 16-year career.

COLLEGE

- » In 3 seasons at Auburn, he played in 38 games and caught 79 passes for 1,605 yards (20.3-yard avg.), and 11 touchdowns, with a long catch of 74 yards...His 1,605 receiving yards rank him 11th among Auburn career leaders...In 2018, played in 12 games and finished with career-high totals of 35 receptions for 670 yards (19.1-yard avg.) and 5 touchdowns...Caught 3 passes, for touchdowns of 74, 52, and 34 yards, in the Music City Bowl vs. Purdue...Set Auburn bowl records for receiving yards (160), touchdowns (3), and longest touchdown catch (74)...In 2017, played in 13 games and totaled 29 receptions for 643 yards (career-high 22.2-yard avg.) and 5 scores...Tallied 4 receptions for 146 yards, including a 62-yard touchdown, at Arkansas...In 2016, played in 13 games with 11 starts in his first season of collegiate action...Finished with 15 receptions for 292 yards (19.5-yard avg.) and 1 touchdown...Earned his first start vs. Clemson...Scored his first career touchdown on a 21-yard reception vs. Vanderbilt...Redshirted in 2015.

OFF-THE-FIELD ACTIVITY

- » After meeting via Zoom for 2 years, visited the boys of the New York City Police Foundation's Far Rockaway Giants for the first time in-person to host a clinic event and share a meal...Hosted a car show for the New York City Police Foundation's Far Rockaway Giants...Surprised 6 deserving families from the New York City Police Foundation's Far Rockaway Giants with a holiday giveaway to provide household items, clothing and gifts...Joined MetLife employees and NYPD officers to distribute meals and play games with families of the New York City Police Foundation's Harlem Giants youth program...Represented the New York City Police Foundation's Far Rockaway Giants during Week 13 of the My Cause My Cleats NFL initiative...Partnered with the American Dairy Association Northeast through the Fuel up to Play 60 initiative to provide a breakfast cart to students in Newark, N.J...Met with members from the Wounded Warriors Project during their visit at the Quest Diagnostic Training Facility to watch practice and enjoy a day with the Giants...Joined members from HicksStrong, an organization that provides mental health services for veterans and active military members, to participate in a Hug Mug event at the Quest Diagnostic Training Facility to paint mugs for military members.

PERSONAL

» Studied in the College of Business...First-team Class 2A all-state selection at Greater Atlanta Christian School in Norcross, Ga....All-region player at wide receiver and defensive back ...Selected to the U.S. Army All-American Bowl...State sprint champion at 100 and 200 meters...Son of Pamela Slayton and Eddie Slayton...Has a sister, Maileka...Cousin, Darrell Crawford, played linebacker at Auburn.

DARIUS SLAYTON'S NFL REGULAR SEASON RUSHING/RECEIVING STATISTICS

DATE	TEAM	GP	GS	RECEIVING					RUSHING				
				NO.	YDS.	AVG.	LG	TD	NO.	YDS.	AVG.	LG	TD
2019	Giants	14	9	48	740	15.4	55t	8	0	0	0.0	0	0
2020	Giants	16	15	50	751	15.0	41t	3	2	-1	-0.5	2	0
2021	Giants	13	5	26	339	13.0	42	2	1	-13	-13.0	-13	0
2022	Giants	16	11	46	724	15.7	55	2	0	0	0.0	0	0
2023	Giants	13	9	34	449	13.2	40t	1	0	0	0.0	0	0
NFL TOTALS		72	49	204	3,003	14.7	55T	16	3	-14	-4.7	2	0

DARIUS SLAYTON'S NFL POSTSEASON RUSHING/RECEIVING STATISTICS

DATE	TEAM	GP	GS	RECEIVING					RUSHING				
				NO.	YDS.	AVG.	LG	TD	NO.	YDS.	AVG.	LG	TD
2022	Giants	2	2	5	92	18.4	47	0	1	3	3.0	3	0
NFL TOTALS		2	2	5	92	18.4	47	0	1	3	3.0	3	0

DARIUS SLAYTON'S NFL REGULAR SEASON RETURN STATISTICS

DATE	TEAM	KICKOFF RETURNS					PUNT RETURNS					
		RET.	YDS.	AVG.	LG	TD	NO.	FC	YDS.	AVG.	LG	TD
2019	Giants	9	189	21.0	30	0	0	0	0	0.0	0	0
2020	Giants	0	0	0.0	0	0	0	0	0	0.0	0	0
2021	Giants	0	0	0.0	0	0	0	0	0	0.0	0	0
2022	Giants	0	0	0.0	0	0	0	0	0	0.0	0	0
2023	Giants	0	0	0.0	0	0	0	1	0	0.0	0	0
NFL TOTALS		9	189	21.0	30	0	0	1	0	0.0	0	0

DARIUS SLAYTON'S NFL POSTSEASON RETURN STATISTICS

DATE	TEAM	KICKOFF RETURNS					PUNT RETURNS					
		RET.	YDS.	AVG.	LG	TD	NO.	FC	YDS.	AVG.	LG	TD
2022	Giants	0	0	0.0	0	0	0	0	0	0.0	0	0
NFL TOTALS		0	0	0.0	0	0	0	0	0	0.0	0	0

SINGLE-GAME HIGHS: RUSHING/RECEIVING

Rush Attempts	1 vs. Philadelphia Eagles, Nov 28, 2021 1 at Washington Football Team, Nov 08, 2020 1 vs. Washington Football Team, Oct 18, 2020	All-Purpose Yards	154 at Philadelphia Eagles, Dec 09, 2019 152 at Detroit Lions, Oct 27, 2019 129 at Dallas Cowboys, Oct 11, 2020 121 at New York Jets, Nov 10, 2019 115 vs. Arizona Cardinals, Oct 20, 2019
Rushing Yards	2 at Washington Football Team, Nov 08, 2020	Kickoff Returns	5 at Detroit Lions, Oct 27, 2019 4 vs. Arizona Cardinals, Oct 20, 2019
Longest Runs	2 at Washington Football Team, Nov 08, 2020	Kickoff Return Yards	102 at Detroit Lions, Oct 27, 2019 87 vs. Arizona Cardinals, Oct 20, 2019
Receptions	10 at New York Jets, Nov 10, 2019 8 at Dallas Cowboys, Oct 11, 2020 6 vs. Washington Commanders, Dec 04, 2022 6 at Green Bay Packers, Oct 09, 2022 6 vs. Pittsburgh Steelers, Sep 14, 2020 6 vs. Green Bay Packers, Dec 01, 2019	Longest Kickoff Return	30 at Detroit Lions, Oct 27, 2019 30 vs. Arizona Cardinals, Oct 20, 2019 23 vs. Arizona Cardinals, Oct 20, 2019 21 at Detroit Lions, Oct 27, 2019 21 vs. Arizona Cardinals, Oct 20, 2019
Receiving Yards	154 at Philadelphia Eagles, Dec 09, 2019 129 at Dallas Cowboys, Oct 11, 2020 121 at New York Jets, Nov 10, 2019 102 vs. Pittsburgh Steelers, Sep 14, 2020 95 vs. Houston Texans, Nov 13, 2022	Kickoff Return Average	21.8 vs. Arizona Cardinals, Oct 20, 2019 20.4 at Detroit Lions, Oct 27, 2019
Receiving Average	31.7 vs. Houston Texans, Nov 13, 2022 30.8 at Philadelphia Eagles, Dec 09, 2019 27.3 at Tampa Bay Buccaneers, Sep 22, 2019 21.7 vs. Denver Broncos, Sep 12, 2021 21.0 at Dallas Cowboys, Nov 24, 2022	Most TDs	2 vs. Pittsburgh Steelers, Sep 14, 2020 ...3 more at 2.
Longest Receptions	55 vs. Washington Commanders, Dec 04, 2022 55t at Philadelphia Eagles, Dec 09, 2019 54t vs. Houston Texans, Nov 13, 2022 46 at Tampa Bay Buccaneers, Sep 22, 2019 44 at Dallas Cowboys, Nov 24, 2022	Miscellaneous Tackles	2 at Tampa Bay Buccaneers, Nov 22, 2021 1 at Miami Dolphins, Dec 05, 2021 1 vs. Philadelphia Eagles, Dec 29, 2019 1 vs. Green Bay Packers, Dec 01, 2019 ...1 more at 1.
Receiving TDs	2 vs. Pittsburgh Steelers, Sep 14, 2020 2 at Philadelphia Eagles, Dec 09, 2019 2 at New York Jets, Nov 10, 2019 2 at Detroit Lions, Oct 27, 2019		

SINGLE-GAME HIGHS - POSTSEASON: RUSHING/RECEIVING

Longest Runs	3 at Minnesota Vikings, Jan 15, 2023	Receiving Average	22.0 at Minnesota Vikings, Jan 15, 2023
Receptions	4 at Minnesota Vikings, Jan 15, 2023 1 at Philadelphia Eagles, Jan 21, 2023	Longest Receptions	47 at Minnesota Vikings, Jan 15, 2023 22 at Minnesota Vikings, Jan 15, 2023 14 at Minnesota Vikings, Jan 15, 2023 5 at Minnesota Vikings, Jan 15, 2023 4 at Philadelphia Eagles, Jan 21, 2023
Receiving Yards	88 at Minnesota Vikings, Jan 15, 2023 4 at Philadelphia Eagles, Jan 21, 2023	All-Purpose Yards	91 at Minnesota Vikings, Jan 15, 2023 4 at Philadelphia Eagles, Jan 21, 2023

100-YARD RECEIVING GAMES (4): REGULAR SEASON

DATE	TEAM	NO.	YDS.	AVG.	LG	TD
11/10/19	at Jets	10	121	12.1	39t	2
12/09/19	at Eagles	5	154	30.8	55t	2
09/14/20	STEELERS	6	102	17.0	41t	2
10/11/20	at Cowboys	8	129	16.1	39	0

2019 GAME-BY-GAME REGULAR-SEASON STATISTICS (GIANTS)

DATE	OPPONENT	P/S	RECEIVING					RUSHING					W/L	SCORE
			NO.	YDS.	AVG.	LG	TD	NO.	YDS.	AVG.	LG	TD		
09/08	at Cowboys												L	17-35
09/15	Bills												L	14-28
09/22	at Buccaneers	P	3	82	27.3	46	0	0	0	0.0	0	0	W	32-31
09/29	Commanders	P	2	13	6.5	8	0	0	0	0.0	0	0	W	24-3
10/06	Vikings	P	4	62	15.5	35†	1	0	0	0.0	0	0	L	10-28
10/10	at Patriots	S	3	32	10.7	12	0	0	0	0.0	0	0	L	14-35
10/20	Cardinals	S	2	28	14.0	20	0	0	0	0.0	0	0	L	21-27
10/27	at Lions	S	2	50	25.0	28†	2	0	0	0.0	0	0	L	26-31
11/04	Cowboys	S	1	6	6.0	6	0	0	0	0.0	0	0	L	18-37
11/10	at Jets	S	10	121	12.1	39†	2	0	0	0.0	0	0	L	27-34
11/24	at Bears	S	4	67	16.8	19	0	0	0	0.0	0	0	L	14-19
12/01	Packers	S	6	44	7.3	13	0	0	0	0.0	0	0	L	13-31
12/09	at Eagles	P	5	154	30.8	55†	2	0	0	0.0	0	0	L	17-23+
12/15	Dolphins	S	2	31	15.5	26	1	0	0	0.0	0	0	W	36-20
12/22	at Commanders	S	0	0	0.0	0	0	0	0	0.0	0	0	W	41-35+
12/29	Eagles	P	4	50	12.5	33	0	0	0	0.0	0	0	L	17-34
2019 TOTALS		14-9	48	740	15.4	55T	8	0	0	0.0	0	0	4-12	

+ - Overtime

2020 GAME-BY-GAME REGULAR-SEASON STATISTICS (GIANTS)

DATE	OPPONENT	P/S	RECEIVING					RUSHING					W/L	SCORE
			NO.	YDS.	AVG.	LG	TD	NO.	YDS.	AVG.	LG	TD		
09/14	Steelers	P	6	102	17.0	41†	2	0	0	0.0	0	0	L	16-26
09/20	at Bears	S	3	33	11.0	17	0	0	0	0.0	0	0	L	13-17
09/27	49ers	S	3	53	17.7	23	0	0	0	0.0	0	0	L	9-36
10/04	at Rams	S	3	48	16.0	33	0	0	0	0.0	0	0	L	9-17
10/11	at Cowboys	S	8	129	16.1	39	0	0	0	0.0	0	0	L	34-37
10/18	Commanders	S	2	41	20.5	23†	1	1	-3	-3.0	-3	0	W	20-19
10/22	at Eagles	S	2	23	11.5	12	0	0	0	0.0	0	0	L	21-22
11/02	Buccaneers	S	5	56	11.2	14	0	0	0	0.0	0	0	L	23-25
11/08	at Commanders	S	1	6	6.0	6	0	1	2	2.0	2	0	W	23-20
11/15	Eagles	S	5	93	18.6	40	0	0	0	0.0	0	0	W	27-17
11/29	at Bengals	S	0	0	0.0	0	0	0	0	0.0	0	0	W	19-17
12/06	at Seahawks	S	1	14	14.0	14	0	0	0	0.0	0	0	W	17-12
12/13	Cardinals	S	3	31	10.3	13	0	0	0	0.0	0	0	L	7-26
12/20	Browns	S	4	74	18.5	35	0	0	0	0.0	0	0	L	6-20
12/27	at Ravens	S	2	26	13.0	15	0	0	0	0.0	0	0	L	13-27
01/03	Cowboys	S	2	22	11.0	15	0	0	0	0.0	0	0	W	23-19
2020 TOTALS		16-15	50	751	15.0	41T	3	2	-1	-0.5	2	0	6-10	

2021 GAME-BY-GAME REGULAR-SEASON STATISTICS (GIANTS)

DATE	OPPONENT	P/S	RECEIVING					RUSHING					W/L	SCORE
			NO.	YDS.	AVG.	LG	TD	NO.	YDS.	AVG.	LG	TD		
09/12	Broncos	P	3	65	21.7	42	0	0	0	0.0	0	0	L	13-27
09/16	at Commanders	P	3	54	18.0	33†	1	0	0	0.0	0	0	L	29-30
09/26	Falcons	P	1	8	8.0	8	0	0	0	0.0	0	0	L	14-17
10/03	at Saints												W	27-21+
10/10	at Cowboys												L	20-44
10/17	Rams												L	11-38
10/24	Panthers	S	5	63	12.6	16	0	0	0	0.0	0	0	W	25-3
11/01	at Chiefs	S	0	0	0.0	0	0	0	0	0.0	0	0	L	17-20
11/07	Raiders	P	0	0	0.0	0	0	0	0	0.0	0	0	W	23-16
11/22	at Buccaneers	P	4	37	9.3	21	0	0	0	0.0	0	0	L	10-30
11/28	Eagles	S	3	40	13.3	18	0	1	-13	-13.0	-13	0	W	13-7
12/05	at Dolphins	S	2	13	6.5	9	0	0	0	0.0	0	0	L	9-20
12/12	at Chargers	P	0	0	0.0	0	0	0	0	0.0	0	0	L	21-37
12/19	Cowboys	P	2	23	11.5	14	0	0	0	0.0	0	0	L	6-21
12/26	at Eagles	S	1	7	7.0	7	0	0	0	0.0	0	0	L	10-34
01/02	at Bears												L	3-29
01/09	Commanders	P	2	29	14.5	22†	1	0	0	0.0	0	0	L	7-22
2021 TOTALS		13-5	26	339	13.0	42	2	1	-13	-13.0	-13	0	4-13	

+ - Overtime

2022 GAME-BY-GAME REGULAR-SEASON STATISTICS (GIANTS)

DATE	OPPONENT	P/S	RECEIVING					RUSHING					W/L/T	SCORE
			NO.	YDS.	AVG.	LG	TD	NO.	YDS.	AVG.	LG	TD		
09/11	at Titans		ON INACTIVE LIST										W	21-20
09/18	Panthers	P	0	0	0.0	0	0	0	0	0.0	0	0	W	19-16
09/26	Cowboys	P	0	0	0.0	0	0	0	0	0.0	0	L	16-23	
10/02	Bears	P	1	11	11.0	11	0	0	0	0.0	0	W	20-12	
10/09	at Packers	P	6	79	13.2	26	0	0	0	0.0	0	W	27-22	
10/16	Ravens	S	1	18	18.0	18	0	0	0	0.0	0	W	24-20	
10/23	at Jaguars	S	3	58	19.3	32†	1	0	0	0.0	0	W	23-17	
10/30	at Seahawks	S	5	66	13.2	21	0	0	0	0.0	0	L	13-27	
11/13	Texans	S	3	95	31.7	54†	1	0	0	0.0	0	W	24-16	
11/20	Lions	S	5	86	17.2	24	0	0	0	0.0	0	L	18-31	
11/24	at Cowboys	S	3	63	21.0	44	0	0	0	0.0	0	L	20-28	
12/04	Commanders	S	6	90	15.0	55	0	0	0	0.0	0	T	20-20	
12/11	Eagles	S	2	42	21.0	37	0	0	0	0.0	0	L	22-48	
12/18	at Commanders	S	5	23	4.6	7	0	0	0	0.0	0	W	20-12	
12/24	at Vikings	S	4	79	19.8	32	0	0	0	0.0	0	L	24-27	
01/01	Colts	S	2	14	7.0	9	0	0	0	0.0	0	W	38-10	
01/08	at Eagles	P	0	0	0.0	0	0	0	0	0.0	0	L	16-22	
2022 TOTALS		16-11	46	724	15.7	55	2	0	0	0.0	0	0	9-7-1	


2023 GAME-BY-GAME REGULAR-SEASON STATISTICS (GIANTS)

DATE	OPPONENT	P/S	RECEIVING					RUSHING					W/L	SCORE
			NO.	YDS.	AVG.	LG	TD	NO.	YDS.	AVG.	LG	TD		
09/10	Cowboys	P	3	15	5.0	8	0	0	0	0.0	0	L	0-40	
09/17	at Cardinals	S	3	62	20.7	29	0	0	0	0.0	0	W	31-28	
09/21	at 49ers	S	3	32	10.7	17	0	0	0	0.0	0	L	12-30	
10/02	Seahawks	S	2	23	11.5	12	0	0	0	0.0	0	L	3-24	
10/08	at Dolphins	P	2	35	17.5	20	0	0	0	0.0	0	L	16-31	
10/15	at Bills	S	4	69	17.3	31	0	0	0	0.0	0	L	9-14	
10/22	Commanders	P	1	22	22.0	22	0	0	0	0.0	0	W	14-7	
10/29	Jets	S	1	-1	-1.0	-1	0	0	0	0.0	0	L	10-13+	
11/05	at Raiders	S	4	59	14.8	34	0	0	0	0.0	0	L	6-30	
11/12	at Cowboys	S	3	21	7.0	9	0	0	0	0.0	0	L	17-49	
11/19	at Commanders	S	4	82	20.5	40†	1	0	0	0.0	0	W	31-19	
11/26	Patriots	P	2	16	8.0	9	0	0	0	0.0	0	W	10-7	
12/11	Packers	S	2	14	7.0	9	0	0	0	0.0	0	W	24-22	
2023 TOTALS		13-9	34	449	13.2	40†	1	0	0	0.0	0	0	5-8	

+ - Overtime

2022 GAME-BY-GAME POSTSEASON STATISTICS (GIANTS)

DATE	OPPONENT	P/S	RECEIVING					RUSHING					W/L	SCORE
			NO.	YDS.	AVG.	LG	TD	NO.	YDS.	AVG.	LG	TD		
01/15	at Vikings	S	4	88	22.0	47	0	1	3	3.0	3	0	W	31-24
01/21	at Eagles	S	1	4	4.0	4	0	0	0	0.0	0	0	L	7-38
2022 TOTALS		2-2	5	92	18.4	47	0	1	3	3.0	3	0	1-1	



TYROD TAYLOR

QB

2

HEIGHT: 6-1
WEIGHT: 217
COLLEGE: VIRGINIA TECH
HOW ACQUIRED: FA-'22
NFL EXP.: 13TH YEAR
GIANTS EXP.: 2ND YEAR

TRANSACTIONS

- » Originally a 6th round (180th pick overall) draft choice by the Baltimore Ravens in 2011...Signed as a free agent by the Buffalo Bills on March 12, 2015...Traded to the Cleveland Browns for a 2018 3rd-round draft choice on March 14, 2018...Signed as a free agent by the Los Chargers on March 13, 2019...Signed as a free agent by the Houston Texans on March 22, 2021...Signed as a free agent by the Giants on March 17, 2022.

2023 SEASON HIGHLIGHTS

- » Completed 4 passes for 8 yards and rushed 5 times for 33 yards in a Week 8 start vs. the New York Jets before exiting the game with a rib injury.
- » Started his 2nd consecutive game in Week 7 vs. Washington with QB Daniel Jones out with a neck injury...Led the Giants to a 14-7 win by completing 18-of-29 passes (62.1%) for 279 yards, 2 touchdowns and no interceptions...Finished with a passer rating of 116.9...Became the 1st Black quarterback in franchise history to start and win a game.
- » Made his 1st start as a Giant and 1st start since 2021 in Week 6 at Buffalo, filling in for an injured QB Daniel Jones...Completed 24-of-36 passes (66.7%) for 200 yards...Added 24 rushing yards on 5 carries.
- » Entered the game in the fourth quarter in Week 5 at Miami after QB Daniel Jones exited with a neck injury...Completed 9-of-12 passes (75.0%) for 86 yards...Added 3 rushes for 14 yards.

CAREER HIGHLIGHTS

- » Has played in 88 regular-season games with 56 starts for Baltimore, Buffalo (where he started 43 games), Cleveland, the Chargers, Houston and the Giants...His first career start was at wide receiver for the Bills in 2015...Taylor started his only postseason game, for Buffalo in 2017...He has completed 1,009 of 1,637 passes (61.6%) for 11,373 yards, 62 touchdowns and 26 interceptions for a passer rating of 88.4...Has 388 rushing attempts for 2,169 yards (5.6-yard avg.) and 19 touchdowns and 2 receptions for 10 yards...In the playoffs, he completed 17 of 37 passes (45.9%) for 134 yards and one interception, plus 7 carries for 27 yards.
- » Taylor is one of nine quarterbacks since 2015 with at least 10,000 passing yards and 1,800 rushing yards...In 2015-16, he became the 6th quarterback in NFL history to register at least 3,000 passing yards and 500 rushing yards in consecutive seasons...Played 10 games for the Bills in which he had both a passing and rushing touchdown, the 3rd-highest total by a quarterback in franchise history, trailing only Allen (16) and Jack Kemp (13)...Set a Bills record in 2015 by throwing 222 consecutive passes without an interception.
- » In his first season with the Giants in 2022, played in 3 games and completed 6 of 8 passes for 58 yards, one touchdown and one interception...Added 5 rushing attempts for 70 yards, with a long run of 32 yards.
- » Completed one of 3 passes for 11 yards and had 3 carries for 30 yards vs. Chicago (10/2)...Relieved Daniel Jones and led the Giants with 40 rushing yards on 2 carries - including a 32-yarder - and completed all 5 of his passes for 47 yards, including a 19-yard touchdown to Richie James, vs. Philadelphia (12/11)...Taylor was the first Giants quarterback to enter a game as a reserve and lead the team in rushing yardage since Dec. 3, 1978, when Randy Dean relieved Joe Pisarcik and ran for 63 yards in a 20-17 home loss to the Rams.
- » Jones led the Giants the previous week with 71 rushing yards in the 20-20 tie with Washington. It was the first time in the Super Bowl era 2 different quarterbacks led the Giants in rushing in consecutive games.
- » Played, but did not record any stats, vs. Indianapolis (1/1).
- » In 2021, started all 6 games in which he played...Completed 91 of 150 passes (60.7%) for 966 yards, 5 touchdowns and 5 interceptions...Added 19 carries for 151 yards and 3 touchdowns...Threw 2 touchdown passes vs. Jacksonville (9/12) and the Jets (11/28)...Passed for a season-high 291 yards vs. the Jaguars and completed a season-best 24 passes at Miami (11/7)...Ran for 2 touchdowns at Tennessee (11/21).
- » In 2020, played in 2 games, including a start in the season opener at Cincinnati (9/13), where he completed 16 of 30 passes in a victory...Missed 6 games while recovering from a lung injury.
- » In 2019, played in 8 games for the Chargers and completed 4 of 6 passes for 33 yards and one touchdown.
- » In 2018, played in 4 games with 3 starts in his only season in Cleveland...Completed 42 of 85 passes for 473 yards, 2 touchdowns and 2 interceptions and ran 16 times for 125 yards and one score...Hit 22 of 30 passes (73.3%) for 246 yards, one touchdown and one interception at New Orleans (9/16).
- » In 2017, played in 15 regular-season games with 14 starts and started his only career postseason game for Buffalo...Completed 263 of 420 passes (62.6%) for 2,799 yards, 14 touchdowns and 4 interceptions and carried the ball 84 times for 427 yards and 4 touchdowns...Led the Bills to their first playoff appearance since 1999...Threw a touchdown in 6 straight games from Sept. 24-Nov. 2...Posted a season-high 126.0 passer rating by completing 20 of 36 throws for 213 yards and 2 touchdowns 3 vs. Denver (9/24)...Ran 6 times for 53 yards and completed 20 of 33 passes for 268 yards and one touchdown vs. Tampa Bay (10/22)...Threw for a season-high 285 yards while completing 29 of 40 passes, including 2 for touchdowns, at the Jets (11/2)...Completed 17 of 37 passes for 134 yards in the AFC Wild Card Game at Jacksonville (1/7).
- » In 2016, started all 15 games in which he played...Posted career-high totals of 436 passes and 269 completions for 3,023 yards, 17 touchdowns

and 6 six interceptions...Ran for career-best totals of 580 yards and 6 touchdowns on 95 attempts...Recorded his 2nd-straight season with at least 3,000 passing yards and 500 rushing yards...Threw for 297 yards and 3 vs. the Jets (9/15)...Led the Bills to a shutout win at New England (10/2), completing 27 of 39 passes for 246 yards and one touchdown...Recorded the first 300-yard performance of his career when he threw for 329 yards and 3 touchdowns while completing 26 of 39 passes vs. Miami (12/24).

- » In 2015, started all 14 games in which he played (13 at quarterback)...Selected to his first Pro Bowl, replacing Carolina's Cam Newton after initially being named as an alternate...Tallied career-high totals of 3,035 passing yards and 20 touchdown passes while completing 242 of 380 passes...Added 568 rushing yards and 4 touchdowns on 104 attempts...Set a Bills franchise record with 222 consecutive pass attempts without an interception...Started at wide receiver in the wildcat formation vs. Indianapolis (9/13) – his first career start - before taking over quarterback duties for the remainder of the game, completing 14 of 19 passes for 195 yards...Made his first start at quarterback and completed 23 of 30 passes for 242 yards and 3 touchdowns, while adding 5 rushing attempts for 43 yards and a score vs. New England (9/20)...Threw for 277 yards and 3 touchdowns while completing 21 of 29 passes at Miami (9/27)...Totaled 4 touchdowns (3 passing, one rushing) and recorded 211 passing yards vs. Houston (12/6)...Rushed for a season-high 79 yards on 9 carries while adding 235 passing yards and 2 touchdowns at Washington.
- » In 2014, was active for all 16 games with Baltimore, but played only at Tampa Bay (10/12).
- » In 2013, played in 3 games and totaled 2 passing yards, 64 rushing yards and 6 receiving yards.
- » In 2012, played in 7 regular-season games for the Super Bowl XLVII champions and completed 17 of 29 passes for 179 yards and one interception...Also ran 14 times for 73 yards and one touchdown...Gained 65 yards on 9 carries, including his first career touchdown on a one-yard run, at Cincinnati (12/30).
- » As a rookie in 2011, played in three games...Completed his only pass for 18 yards and ran once for 2 yards.

COLLEGE

- » Played 4 seasons (2007-10) at Virginia Tech...Named ACC Player of the Year as a senior in 2010 after throwing for 2,521 yards and 23 touchdowns with just 4 interceptions while completing 172 of 284 passes (60.6%)...Also rushed for 637 yards and 5 scores... Earned the MVP award after throwing for 3 touchdowns and rushing for one in leading the Hokies to an ACC Championship game victory vs. Florida State (12/4/10)...As a junior in 2009, started every game and completed 136 of 243 passes for 2,311 yards, 13 touchdowns and 5 interceptions...Also ran for 370 yards rushing on 106 carries (3.5 avg.) and 5 scores...In 2008, played in 12 games and completed 99 of 173 passes for 1,036 yards and 2 touchdowns and rushed for 738 yards and 7 scores...As a true freshman in 2007, played in 11 games with 5 starts and was 2nd on the team with 429 rushing yards and 6 touchdowns on 102 carries, and completed 72 of 134 passes for 927 yards, 5 touchdowns and 3 interceptions.

OFF-THE-FIELD ACTIVITY

- » Founded the Tyrod Taylor Foundation which provides programming and support to empower and educate the youth as well as combat food insecurity...Attended The Giants Foundation Golf Classic which raised over \$400,000 for The Giants Foundation...Met with members from the Wounded Warriors Project during their visit at the Quest Diagnostic Training Facility to watch practice and enjoy a day with the Giants...Participated in Jingle Jam, where he helped spread holiday joy to over 500 New Jersey foster children by spending time with them and assisting with the gift distribution...Represented the Tyrod Taylor Foundation during Week 13 of the NFL season for My Cause My Cleats.

PERSONAL

- » Attended Hampton High School in Va., where he accounted for 7,690 yards of total offense and 100 touchdowns in his seasons as a starter...As a senior in 2006, named the Gatorade Player of the Year in Virginia...As a junior, earned AP first-team all-state honors and led Hampton to its 17th state championship.

TYROD TAYLOR'S NFL REGULAR SEASON PASSING STATISTICS

DATE	TEAM	GP	GS	ATT.	CMP.	PCT.	YDS	AVG.	TD	INT.	LG	SK	LST	RATE
2011	Ravens	3	0	1	1	100.0	18	18.0	0	0	18	2	3	118.8
2012	Ravens	7	0	29	17	58.6	179	6.2	0	1	25	3	30	62.3
2013	Ravens	3	0	5	1	20.0	2	0.4	0	1	2	0	0	0.0
2014	Ravens	1	0	0	0	0.0	0	0.0	0	0	0	0	0	0.0
2015	Bills	14	14	380	242	63.7	3,035	8.0	20	6	63	36	212	99.4
2016	Bills	15	15	436	269	61.7	3,023	6.9	17	6	84†	42	192	89.7
2017	Bills	15	14	420	263	62.6	2,799	6.7	14	4	47	46	256	89.2
2018	Browns	4	3	85	42	49.4	473	5.6	2	2	47†	13	81	64.5
2019	Chargers	8	0	6	4	66.7	33	5.5	1	0	14†	0	0	120.1
2020	Chargers	2	1	30	16	53.3	208	6.9	0	0	37	2	1	75.4
2021	Texans	6	6	150	91	60.7	966	6.4	5	5	52	13	119	76.7
2022	Giants	3	0	8	6	75.0	58	7.3	1	1	19†	3	18	94.8
2023	Giants	7	3	87	57	65.5	579	6.7	2	0	42	10	54	92.1
TOTALS		88	56	1,637	1,009	61.6	11,373	6.9	62	26	84†	170	966	88.4

TYROD TAYLOR'S NFL POSTSEASON PASSING STATISTICS

DATE	TEAM	GP	GS	ATT.	CMP.	PCT.	YDS	AVG.	TD	INT.	LG	SK	LST	RATE
2011	Ravens	0	0	0	0	0.0	0	0.0	0	0	0	0	0	0.0
2012	Ravens	0	0	0	0	0.0	0	0.0	0	0	0	0	0	0.0
2014	Ravens	0	0	0	0	0.0	0	0.0	0	0	0	0	0	0.0
2017	Bills	1	1	37	17	45.9	134	3.6	0	1	16	2	15	44.2
2022	Giants	0	0	0	0	0.0	0	0.0	0	0	0	0	0	0.0
TOTALS		1	1	37	17	45.9	134	3.6	0	1	16	2	15	44.2

TYROD TAYLOR'S NFL REGULAR SEASON RUSHING STATISTICS

DATE	TEAM	NO.	YDS.	AVG.	LG	TD
2011	Ravens	1	2	2.0	2	0
2012	Ravens	14	73	5.2	28	1
2013	Ravens	8	64	8.0	25	0
2014	Ravens	4	-3	-0.8	0	0
2015	Bills	104	568	5.5	31	4
2016	Bills	95	580	6.1	49	6
2017	Bills	84	427	5.1	32	4
2018	Browns	16	125	7.8	24	1
2019	Chargers	10	7	0.7	9	0
2020	Chargers	6	7	1.2	4	0
2021	Texans	19	151	7.9	30	3
2022	Giants	5	70	14.0	32	0
2023	Giants	22	98	4.5	20	0
TOTALS		388	2,169	5.6	49	19

TYROD TAYLOR'S NFL POSTSEASON RUSHING STATISTICS

DATE	TEAM	NO.	YDS.	AVG.	LG	TD
2011	Ravens	0	0	0.0	0	0
2012	Ravens	0	0	0.0	0	0
2014	Ravens	0	0	0.0	0	0
2017	Bills	7	27	3.9	9	0
2022	Giants	0	0	0.0	0	0
TOTALS		7	27	3.9	9	0

Additional Statistics: 2013 – 1 reception for 6 yards; 2015 – 1 reception for 4 yards.

SINGLE-GAME HIGHS: QUARTERBACK

Pass Attempts	43 at Miami Dolphins, Nov 07, 2021 42 vs. New York Giants, Oct 04, 2015 40 vs. Pittsburgh Steelers, Sep 09, 2018 40 at New York Jets, Nov 02, 2017 39 vs. Miami Dolphins, Dec 24, 2016 39 at New England Patriots, Oct 02, 2016	Passer Rating	136.7 at Miami Dolphins, Sep 27, 2015 127.2 vs. Houston Texans, Dec 06, 2015 126.0 vs. Denver Broncos, Sep 24, 2017 123.8 vs. Indianapolis Colts, Sep 13, 2015 118.4 vs. Miami Dolphins, Dec 24, 2016
Pass Completions	29 at New York Jets, Nov 02, 2017 28 vs. New York Giants, Oct 04, 2015 27 at Seattle Seahawks, Nov 07, 2016 27 at New England Patriots, Oct 02, 2016 26 vs. Miami Dolphins, Dec 24, 2016	Rush Attempts	14 vs. Dallas Cowboys, Dec 27, 2015 12 vs. Miami Dolphins, Dec 24, 2016 10 vs. New York Jets, Jan 03, 2016 10 vs. Miami Dolphins, Nov 08, 2015 9 at Kansas City Chiefs, Nov 26, 2017 ...5 more at 9.
Yards Passing	329 vs. Miami Dolphins, Dec 24, 2016 297 vs. New York Jets, Sep 15, 2016 291 vs. Jacksonville Jaguars, Sep 12, 2021 291 at Kansas City Chiefs, Nov 29, 2015 289 at Seattle Seahawks, Nov 07, 2016	Rushing Yards	79 at Washington Redskins, Dec 20, 2015 77 vs. Pittsburgh Steelers, Sep 09, 2018 76 vs. Arizona Cardinals, Sep 25, 2016 76 at Tennessee Titans, Oct 11, 2015 68 vs. San Francisco 49ers, Oct 16, 2016
TD Passes	3 vs. Miami Dolphins, Dec 24, 2016 3 vs. New York Jets, Sep 15, 2016 3 vs. Houston Texans, Dec 06, 2015 ...3 more at 3.	Rushing Average	9.6 vs. Pittsburgh Steelers, Sep 09, 2018 9.5 at Tennessee Titans, Oct 11, 2015 8.8 at Washington Redskins, Dec 20, 2015 8.5 vs. San Francisco 49ers, Oct 16, 2016 8.4 vs. Arizona Cardinals, Sep 25, 2016
Long Passes	84t vs. New York Jets, Sep 15, 2016 71t vs. New York Jets, Sep 15, 2016 67t at Miami Dolphins, Oct 23, 2016 63 vs. Miami Dolphins, Nov 08, 2015 62 vs. Jacksonville Jaguars, Nov 27, 2016	Longest Runs	49 vs. Arizona Cardinals, Sep 25, 2016 32 vs. Philadelphia Eagles, Dec 11, 2022 32 at Los Angeles Chargers, Nov 19, 2017 31 vs. Indianapolis Colts, Sep 13, 2015
Completion Percentage	76.9 vs. Denver Broncos, Sep 24, 2017 76.7 vs. New England Patriots, Sep 20, 2015 74.1 vs. Oakland Raiders, Oct 29, 2017 73.7 vs. Indianapolis Colts, Sep 13, 2015 73.3 at New Orleans Saints, Sep 16, 2018	Rushing TDs	30 vs. New York Jets, Nov 28, 2021 2 at Tennessee Titans, Nov 21, 2021 1 at Cleveland Browns, Sep 19, 2021 1 vs. Pittsburgh Steelers, Sep 09, 2018 1 vs. Miami Dolphins, Dec 17, 2017 ...14 more at 1.

SINGLE-GAME HIGHS - POSTSEASON: QUARTERBACK

Pass Attempts 37 at Jacksonville Jaguars, Jan 07, 2018
Pass Completions 17 at Jacksonville Jaguars, Jan 07, 2018
Yards Passing 134 at Jacksonville Jaguars, Jan 07, 2018
Long Passes 16 at Jacksonville Jaguars, Jan 07, 2018
 15 at Jacksonville Jaguars, Jan 07, 2018
 15 at Jacksonville Jaguars, Jan 07, 2018
 13 at Jacksonville Jaguars, Jan 07, 2018
 10 at Jacksonville Jaguars, Jan 07, 2018
 ...2 more at 10.
Completion Percentage 45.9 at Jacksonville Jaguars, Jan 07, 2018

Passer Rating 44.2 at Jacksonville Jaguars, Jan 07, 2018
Rush Attempts 7 at Jacksonville Jaguars, Jan 07, 2018
Rushing Yards 27 at Jacksonville Jaguars, Jan 07, 2018
Rushing Average 3.9 at Jacksonville Jaguars, Jan 07, 2018
Longest Runs 9 at Jacksonville Jaguars, Jan 07, 2018
 8 at Jacksonville Jaguars, Jan 07, 2018
 5 at Jacksonville Jaguars, Jan 07, 2018
 4 at Jacksonville Jaguars, Jan 07, 2018
 2 at Jacksonville Jaguars, Jan 07, 2018

300-YARD PASSING GAMES (1): REGULAR SEASON

DATE	TEAM	NO.	YDS.	AVG.	LG	TD
12/24/16	DOLPHINS	26	329	12.7	53	3

2011 GAME-BY-GAME REGULAR-SEASON STATISTICS (RAVENS)

DATE	OPPONENT	P/S	PASSING										RUSHING				W/L	SCORE				
			ATT	CMP	YDS	PCT	Y/A	Y/C	TD	INT	LG	SK/YD	RATE	ATT	YDS	LG			TD			
09/11	Steelers																				W	35-7
09/18	at Titans																				L	13-26
09/25	at Rams																				W	37-7
10/02	Jets																				W	34-17
10/16	Texans																				W	29-14
10/24	at Jaguars																				L	7-12
10/30	Cardinals																				W	30-27
11/06	at Steelers																				W	23-20
11/13	at Seahawks																				L	17-22
11/20	Bengals																				W	31-24
11/24	49ers																				W	16-6
12/04	at Browns	P	0	0	0	0.0	0.0	0.0	0	0	0	0/0	0.0	1	2	2	0				W	24-10
12/11	Colts	P	0	0	0	0.0	0.0	0.0	0	0	0	0/0	0.0	0	0	0	0				W	24-10
12/18	at Chargers	P	1	1	18	100.0	18.0	18.0	0	0	18	2/3	118.8	0	0	0	0				L	14-34
12/24	Browns																				W	20-14
01/01	at Bengals																				W	24-16
2011 TOTALS		3-0	1	1	18	100.0	18.0	18.0	0	0	18	2/3	118.8	1	2	2	0				12-4	

2012 GAME-BY-GAME REGULAR-SEASON STATISTICS (RAVENS)

DATE	OPPONENT	P/S	PASSING										RUSHING				W/L	SCORE				
			ATT	CMP	YDS	PCT	Y/A	Y/C	TD	INT	LG	SK/YD	RATE	ATT	YDS	LG			TD			
09/10	Bengals	P	3	2	30	66.7	10.0	15.0	0	0	25	0/0	99.3	1	7	7	0				W	44-13
09/16	at Eagles																				L	23-24
09/23	Patriots																				W	31-30
09/27	Browns	P	0	0	0	0.0	0.0	0.0	0	0	0	0/0	0.0	0	0	0	0				W	23-16
10/07	at Chiefs	P	0	0	0	0.0	0.0	0.0	0	0	0	0/0	0.0	0	0	0	0				W	9-6
10/14	Cowboys																				W	31-29
10/21	at Texans																				L	13-43
11/04	at Browns	P	0	0	0	0.0	0.0	0.0	0	0	0	0/0	0.0	1	4	4	0				W	25-15
11/11	Raiders	P	1	0	0	0.0	0.0	0.0	0	0	0	0/0	39.6	0	0	0	0				W	55-20
11/18	at Steelers																				W	13-10
11/25	at Chargers																				W	16-13+
12/02	Steelers																				L	20-23
12/09	at Commanders																				L	28-31+
12/16	Broncos																				L	17-34
12/23	Giants	P	0	0	0	0.0	0.0	0.0	0	0	0	0/0	0.0	3	-3	-1	0				W	33-14
12/30	at Bengals	P	25	15	149	60.0	6.0	9.9	0	1	23	3/30	60.2	9	65	28	1				L	17-23
2012 TOTALS		7-0	29	17	179	58.6	6.2	10.5	0	1	25	3/30	62.3	14	73	28	1				10-6	

+ - Overtime

2013 GAME-BY-GAME REGULAR-SEASON STATISTICS (RAVENS)

DATE	OPPONENT	P/S	PASSING										RUSHING				W/L	SCORE	
			ATT	CMP	YDS	PCT	Y/A	Y/C	TD	INT	LG	SK/YD	RATE	ATT	YDS	LG			TD
09/05	at Broncos		DID NOT PLAY (NON-INJURY)													L	27-49		
09/15	Browns		INACTIVE													W	14-6		
09/22	Texans		INACTIVE													W	30-9		
09/29	at Bills		INACTIVE													L	20-23		
10/06	at Dolphins		INACTIVE													W	26-23		
10/13	Packers		INACTIVE													L	17-19		
10/20	at Steelers		INACTIVE													L	16-19		
11/03	at Browns		INACTIVE													L	18-24		
11/10	Bengals	P	0	0	0	0.0	0.0	0.0	0	0	0	0/0	0.0	1	18	18	0	W	20-17+
11/17	at Bears		INACTIVE													L	20-23+		
11/24	Jets	P	1	0	0	0.0	0.0	0.0	0	0	0	0/0	39.6	4	7	17	0	W	19-3
11/28	Steelers		INACTIVE													W	22-20		
12/08	Vikings		INACTIVE													W	29-26		
12/16	at Lions		INACTIVE													W	18-16		
12/22	Patriots	P	4	1	2	25.0	0.5	2.0	0	1	2	0/0	0.0	3	39	25	0	L	7-41
12/29	at Bengals		INACTIVE													L	17-34		
2013 TOTALS		3-0	5	1	2	20.0	0.4	2.0	0	1	2	0/0	0.0	8	64	25	0	8-8	

+ - Overtime

2014 GAME-BY-GAME REGULAR-SEASON STATISTICS (RAVENS)

DATE	OPPONENT	P/S	PASSING										RUSHING				W/L	SCORE	
			ATT	CMP	YDS	PCT	Y/A	Y/C	TD	INT	LG	SK/YD	RATE	ATT	YDS	LG			TD
09/07	Bengals		INACTIVE													L	16-23		
09/11	Steelers		INACTIVE													W	26-6		
09/21	at Browns		INACTIVE													W	23-21		
09/28	Panthers		INACTIVE													W	38-10		
10/05	at Colts		INACTIVE													L	13-20		
10/12	at Buccaneers	P	0	0	0	0.0	0.0	0.0	0	0	0	0/0	0.0	4	-3	0	0	W	48-17
10/19	Falcons		INACTIVE													W	29-7		
10/26	at Bengals		INACTIVE													L	24-27		
11/02	at Steelers		INACTIVE													L	23-43		
11/09	Titans		INACTIVE													W	21-7		
11/24	at Saints		INACTIVE													W	34-27		
11/30	Chargers		INACTIVE													L	33-34		
12/07	at Dolphins		DID NOT PLAY (NON-INJURY)													W	28-13		
12/14	Jaguars		INACTIVE													W	20-12		
12/21	at Texans		DID NOT PLAY (NON-INJURY)													L	13-25		
12/28	Browns		INACTIVE													W	20-10		
2014 TOTALS		1-0	0	0	0	0.0	0.0	0.0	0	0	0	0/0	0.0	4	-3	0	0	10-6	

2015 GAME-BY-GAME REGULAR-SEASON STATISTICS (BILLS)

DATE	OPPONENT	P/S	PASSING										RUSHING				W/L	SCORE	
			ATT	CMP	YDS	PCT	Y/A	Y/C	TD	INT	LG	SK/YD	RATE	ATT	YDS	LG			TD
09/13	Colts	S	19	14	195	73.7	10.3	13.9	1	0	51t	0/0	123.8	9	41	31	0	W	27-14
09/20	Patriots	S	30	23	242	76.7	8.1	10.5	3	3	32t	8/53	93.3	5	43	23	1	L	32-40
09/27	at Dolphins	S	29	21	277	72.4	9.6	13.2	3	0	39	0/0	136.7	3	12	6	0	W	41-14
10/04	Giants	S	42	28	274	66.7	6.5	9.8	1	1	27	2/16	82.8	6	15	7	0	L	10-24
10/11	at Titans	S	17	10	109	58.8	6.4	10.9	1	0	46	4/31	97.4	8	76	26	1	W	14-13
10/18	Bengals		INACTIVE													L	21-34		
10/25	at Jaguars		INACTIVE													L	31-34		
11/08	Dolphins	S	12	11	181	91.7	15.1	16.5	1	0	63	3/27	146.5	10	44	14	0	W	33-17
11/12	at Jets	S	27	17	158	63.0	5.9	9.3	1	0	26t	4/26	91.3	6	12	8	0	W	22-17
11/23	at Patriots	S	36	20	233	55.6	6.5	11.7	0	0	42	2/8	75.3	4	1	5	0	L	13-20
11/29	at Chiefs	S	38	21	291	55.3	7.7	13.9	3	0	48	1/5	106.4	5	46	15	0	L	22-30
12/06	Texans	S	21	11	211	52.4	10.0	19.2	3	0	53	1/8	127.2	7	28	9	1	W	30-21
12/13	at Eagles	S	36	19	268	52.8	7.4	14.1	1	1	47t	1/8	74.8	8	53	14	0	L	20-23
12/20	at Commanders	S	27	16	235	59.3	8.7	14.7	2	0	48t	5/23	112.4	9	79	18	0	L	25-35
12/27	Cowboys	S	18	13	179	72.2	9.9	13.8	0	1	37	3/7	80.6	14	67	16	0	W	16-6
01/03	Jets	S	28	18	182	64.3	6.5	10.1	0	0	38	2/0	82.7	10	51	18t	1	W	22-17
2015 TOTALS		14-14	380	242	3,035	63.7	8.0	12.5	20	6	63	36/212	99.4	104	568	31	4	8-8	

2016 GAME-BY-GAME REGULAR-SEASON STATISTICS (BILLS)

DATE	OPPONENT	P/S	PASSING											RUSHING					
			ATT	CMP	YDS	PCT	Y/A	Y/C	TD	INT	LG	SK/YD	RATE	ATT	YDS	LG	TD	W/L	SCORE
09/11	at Ravens	S	22	15	111	68.2	5.0	7.4	0	0	33	2/16	79.9	5	11	6	0	L	7-13
09/15	Jets	S	30	18	297	60.0	9.9	16.5	3	1	84t	0/0	112.8	2	25	15	0	L	31-37
09/25	Cardinals	S	25	14	119	56.0	4.8	8.5	0	1	28	4/30	51.9	9	76	49	1	W	33-18
10/02	at Patriots	S	39	27	246	69.2	6.3	9.1	1	0	23	2/2	94.6	5	28	14	0	W	16-0
10/09	at Rams	S	23	12	124	52.2	5.4	10.3	2	0	29	2/12	97.0	5	28	22	0	W	30-19
10/16	49ers	S	25	16	179	64.0	7.2	11.2	2	0	30t	3/0	111.9	8	68	21	0	W	45-16
10/23	at Dolphins	S	28	14	221	50.0	7.9	15.8	1	0	67t	4/21	88.5	7	35	10t	1	L	25-28
10/30	Patriots	S	38	19	183	50.0	4.8	9.6	0	0	25	1/7	63.8	5	48	26t	1	L	25-41
11/07	at Seahawks	S	38	27	289	71.1	7.6	10.7	1	1	29	5/26	90.8	8	43	16	1	L	25-31
11/20	at Bengals	S	27	19	166	70.4	6.1	8.7	0	1	34	2/7	70.9	9	39	13	0	W	16-12
11/27	Jaguars	S	18	12	166	66.7	9.2	13.8	1	0	62	5/15	114.6	7	38	11	1	W	28-21
12/04	at Raiders	S	35	18	191	51.4	5.5	10.6	0	1	22	4/21	55.8	3	30	12t	1	L	24-38
12/11	Steelers	S	25	15	228	60.0	9.1	15.2	2	1	41	5/20	100.1	3	2	1	0	L	20-27
12/18	Browns	S	24	17	174	70.8	7.3	10.2	1	0	23	1/3	105.2	7	49	28	0	W	33-13
12/24	Dolphins	S	39	26	329	66.7	8.4	12.7	3	0	53	2/12	118.4	12	60	23	0	L	31-34+
01/01	at Jets										INACTIVE							L	10-30
2016 TOTALS		15-15	436	269	3,023	61.7	6.9	11.2	17	6	84T	42/192	89.7	95	580	49	6	7-9	

+ - Overtime

2017 GAME-BY-GAME REGULAR-SEASON STATISTICS (BILLS)

DATE	OPPONENT	P/S	PASSING											RUSHING					
			ATT	CMP	YDS	PCT	Y/A	Y/C	TD	INT	LG	SK/YD	RATE	ATT	YDS	LG	TD	W/L	SCORE
09/10	Jets	S	28	16	224	57.1	8.0	14.0	2	1	47	2/6	92.0	8	38	14	0	W	21-12
09/17	at Panthers	S	25	17	125	68.0	5.0	7.4	0	0	15	3/18	79.6	8	55	13	0	L	3-9
09/24	Broncos	S	26	20	213	76.9	8.2	10.7	2	0	31	4/16	126.0	8	13	7	0	W	26-16
10/01	at Falcons	S	20	12	182	60.0	9.1	15.2	1	0	44	3/18	106.7	7	12	6	0	W	23-17
10/08	at Bengals	S	37	20	166	54.1	4.5	8.3	1	1	24	6/27	63.6	1	3	3	0	L	16-20
10/22	Buccaneers	S	33	20	268	60.6	8.1	13.4	1	0	44	1/7	96.5	6	53	26	0	W	30-27
10/29	Raiders	S	27	20	165	74.1	6.1	8.3	1	0	36	0/0	101.6	6	1	5	1	W	34-14
11/02	at Jets	S	40	29	285	72.5	7.1	9.8	2	0	26t	7/41	108.9	6	35	18	1	L	21-34
11/12	Saints	S	18	9	56	50.0	3.1	6.2	0	1	9	2/6	33.6	3	27	13	0	L	10-47
11/19	at Chargers	P	25	15	158	60.0	6.3	10.5	1	0	33	1/4	91.8	4	38	32	1	L	24-54
11/26	at Chiefs	S	29	19	183	65.5	6.3	9.6	1	0	33	2/19	94.5	9	27	9	0	W	16-10
12/03	Patriots	S	18	9	65	50.0	3.6	7.2	0	1	14	3/25	35.6	3	32	18	0	L	3-23
12/10	Colts										INACTIVE							W	13-7+
12/17	Dolphins	S	29	17	224	58.6	7.7	13.2	1	0	29	2/12	94.6	6	42	17	1	W	24-16
12/24	at Patriots	S	38	21	281	55.3	7.4	13.4	0	0	46	6/39	78.9	3	16	6	0	L	16-37
12/31	at Dolphins	S	27	19	204	70.4	7.6	10.7	1	0	26t	4/18	104.6	6	35	18	0	W	22-16
2017 TOTALS		15-14	420	263	2,799	62.6	6.7	10.6	14	4	47	46/256	89.2	84	427	32	4	9-7	

+ - Overtime

2018 GAME-BY-GAME REGULAR-SEASON STATISTICS (BROWNS)

DATE	OPPONENT	P/S	PASSING											RUSHING					
			ATT	CMP	YDS	PCT	Y/A	Y/C	TD	INT	LG	SK/YD	RATE	ATT	YDS	LG	TD	W/L/T	SCORE
09/09	Steelers	S	40	15	197	37.5	4.9	13.1	1	1	39	7/47	51.8	8	77	24	1	T	21-21
09/16	at Saints	S	30	22	246	73.3	8.2	11.2	1	1	47t	3/12	94.6	4	26	8	0	L	18-21
09/20	Jets	S	14	4	19	28.6	1.4	4.8	0	0	12	3/22	39.6	4	22	22	0	W	21-17
09/30	at Raiders										INACTIVE							L	42-45+
10/07	Ravens										DID NOT PLAY (NON-INJURY)							W	12-9+
10/14	Chargers										DID NOT PLAY (NON-INJURY)							L	14-38
10/21	at Buccaneers										DID NOT PLAY (NON-INJURY)							L	23-26+
10/28	at Steelers										DID NOT PLAY (NON-INJURY)							L	18-33
11/04	Chiefs	P	1	1	11	100.0	11.0	11.0	0	0	11	0/0	112.5	0	0	0	0	L	21-37
11/11	Falcons										DID NOT PLAY (NON-INJURY)							W	28-16
11/25	at Bengals										DID NOT PLAY (NON-INJURY)							W	35-20
12/02	at Texans										DID NOT PLAY (NON-INJURY)							L	13-29
12/09	Panthers										DID NOT PLAY (NON-INJURY)							W	26-20
12/15	at Broncos										DID NOT PLAY (NON-INJURY)							W	17-16
12/23	Bengals										DID NOT PLAY (NON-INJURY)							W	26-18
12/30	at Ravens										DID NOT PLAY (NON-INJURY)							L	24-26
2018 TOTALS		4-3	85	42	473	49.4	5.6	11.3	2	2	47T	13/81	64.5	16	125	24	1	7-8-1	

+ - Overtime

2019 GAME-BY-GAME REGULAR-SEASON STATISTICS (CHARGERS)

DATE	OPPONENT	P/S	PASSING											RUSHING				W/L	SCORE
			ATT	CMP	YDS	PCT	Y/A	Y/C	TD	INT	LG	SK/YD	RATE	ATT	YDS	LG	TD		
09/08	Colts	P	0	0	0	0.0	0.0	0.0	0	0	0	0/0	0.0	0	0	0	0	W	30-24+
09/15	at Lions	P	0	0	0	0.0	0.0	0.0	0	0	0	0/0	0.0	0	0	0	0	L	10-13
09/22	Texans	P	0	0	0	0.0	0.0	0.0	0	0	0	0/0	0.0	0	0	0	0	L	20-27
09/29	at Dolphins	P	1	1	7	100.0	7.0	7.0	0	0	7	0/0	95.8	4	-1	2	0	W	30-10
10/06	Broncos	P	0	0	0	0.0	0.0	0.0	0	0	0	0/0	0.0	0	0	0	0	L	13-20
10/13	Steelers																	L	17-24
10/20	at Titans																	L	20-23
10/27	at Bears																W	17-16	
11/03	Packers																W	26-11	
11/07	at Raiders																L	24-26	
11/18	Chiefs																L	17-24	
12/01	at Broncos	P	0	0	0	0.0	0.0	0.0	0	0	0	0/0	0.0	0	0	0	0	L	20-23
12/08	at Jaguars	P	5	3	26	60.0	5.2	8.7	1	0	14†	0/0	113.3	4	10	9	0	W	45-10
12/15	Vikings																	L	10-39
12/22	Raiders	P	0	0	0	0.0	0.0	0.0	0	0	0	0/0	0.0	2	-2	-1	0	L	17-24
12/29	at Chiefs																	L	21-31
2019 TOTALS		8-0	6	4	33	66.7	5.5	8.3	1	0	14†	0/0	120.1	10	7	9	0	5-11	

+ - Overtime

2020 GAME-BY-GAME REGULAR-SEASON STATISTICS (CHARGERS)

DATE	OPPONENT	P/S	PASSING											RUSHING				W/L	SCORE
			ATT	CMP	YDS	PCT	Y/A	Y/C	TD	INT	LG	SK/YD	RATE	ATT	YDS	LG	TD		
09/13	at Bengals	S	30	16	208	53.3	6.9	13.0	0	0	37	2/1	75.4	6	7	4	0	W	16-13
09/20	Chiefs																	L	20-23+
09/27	Panthers																	L	16-21
10/04	at Buccaneers																	L	31-38
10/12	at Saints																	L	27-30+
10/25	Jaguars																	W	39-29
11/01	at Broncos																	L	30-31
11/08	Raiders	P	0	0	0	0.0	0.0	0.0	0	0	0	0/0	0.0	0	0	0	0	L	26-31
11/15	at Dolphins																	L	21-29
11/22	Jets																	W	34-28
11/29	at Bills																	L	17-27
12/06	Patriots																	L	0-45
12/13	Falcons																	W	20-17
12/17	at Raiders																	W	30-27+
12/27	Broncos																	W	19-16
01/03	at Chiefs																	W	38-21
2020 TOTALS		2-1	30	16	208	53.3	6.9	13.0	0	0	37	2/1	75.4	6	7	4	0	7-9	

+ - Overtime

2021 GAME-BY-GAME REGULAR-SEASON STATISTICS (TEXANS)

DATE	OPPONENT	P/S	PASSING											RUSHING				W/L	SCORE
			ATT	CMP	YDS	PCT	Y/A	Y/C	TD	INT	LG	SK/YD	RATE	ATT	YDS	LG	TD		
09/12	Jaguars	S	33	21	291	63.6	8.8	13.9	2	0	52	1/2	112.1	4	40	29	0	W	37-21
09/19	at Browns	S	11	10	125	90.9	11.4	12.5	1	0	32	0/0	144.3	1	15	15†	1	L	21-31
09/23	Panthers																	L	9-24
10/03	at Bills																	L	0-40
10/10	Patriots																	L	22-25
10/17	at Colts																	L	3-31
10/24	at Cardinals																	L	5-31
10/31	Rams																	L	22-38
11/07	at Dolphins	S	43	24	240	55.8	5.6	10.0	0	3	39	5/41	42.8	3	23	10	0	L	9-17
11/21	at Titans	S	24	14	107	58.3	4.5	7.6	0	0	13	0/0	69.3	6	28	7†	2	W	22-13
11/28	Jets	S	26	17	158	65.4	6.1	9.3	2	1	40†	5/52	91.5	2	30	30	0	L	14-21
12/05	Colts	S	13	5	45	38.5	3.5	9.0	0	1	15	2/24	16.5	3	15	7	0	L	0-31
12/12	Seahawks																	L	13-33
12/19	at Jaguars																	W	30-16
12/26	Chargers																	W	41-29
01/02	at 49ers																	L	7-23
01/09	Titans																	L	25-28
2021 TOTALS		6-6	150	91	966	60.7	6.4	10.6	5	5	52	13/119	76.7	19	151	30	3	4-13	

2022 GAME-BY-GAME REGULAR-SEASON STATISTICS (GIANTS)

DATE	OPPONENT	P/S	PASSING										RUSHING				W/L/T	SCORE			
			ATT	CMP	YDS	PCT	Y/A	Y/C	TD	INT	LG	SK/YD	RATE	ATT	YDS	LG			TD		
09/11	at Titans																			W	21-20
09/18	Panthers																			W	19-16
09/26	Cowboys																			L	16-23
10/02	Bears	P	3	1	11	33.3	3.7	11.0	0	1	11	0/0	5.6	3	30	13	0			W	20-12
10/09	at Packers																			W	27-22
10/16	Ravens																			W	24-20
10/23	at Jaguars																			W	23-17
10/30	at Seahawks																			L	13-27
11/13	Texans																			W	24-16
11/20	Lions																			L	18-31
11/24	at Cowboys																			L	20-28
12/04	Commanders																			T	20-20
12/11	Eagles	P	5	5	47	100.0	9.4	9.4	1	0	19†	3/18	145.4	2	40	32	0			L	22-48
12/18	at Commanders																			W	20-12
12/24	at Vikings																			L	24-27
01/01	Colts	P	0	0	0	0.0	0.0	0.0	0	0	0	0/0	0.0	0	0	0	0			W	38-10
01/08	at Eagles																			L	16-22
2022 TOTALS		3-0	8	6	58	75.0	7.3	9.7	1	1	19†	3/18	94.8	5	70	32	0			9-7-1	

2023 GAME-BY-GAME REGULAR-SEASON STATISTICS (GIANTS)

DATE	OPPONENT	P/S	PASSING										RUSHING				W/L	SCORE			
			ATT	CMP	YDS	PCT	Y/A	Y/C	TD	INT	LG	SK/YD	RATE	ATT	YDS	LG			TD		
09/10	Cowboys	P	2	2	6	100.0	3.0	3.0	0	0	9	0/0	79.2	0	0	0	0			L	0-40
09/17	at Cardinals																			W	31-28
09/21	at 49ers	P	1	0	0	0.0	0.0	0.0	0	0	0	0/0	39.6	1	2	2	0			L	12-30
10/02	Seahawks	P	0	0	0	0.0	0.0	0.0	0	0	0	0/0	0.0	0	0	0	0			L	3-24
10/08	at Dolphins	P	12	9	86	75.0	7.2	9.6	0	0	20	1/3	94.4	3	14	9	0			L	16-31
10/15	at Bills	S	36	24	200	66.7	5.6	8.3	0	0	31	3/15	80.8	5	24	7	0			L	9-14
10/22	Commanders	S	29	18	279	62.1	9.6	15.5	2	0	42	4/29	116.9	8	25	20	0			W	14-7
10/29	Jets	S	7	4	8	57.1	1.1	2.0	0	0	4	2/7	62.2	5	33	17	0			L	10-13+
11/05	at Raiders																			L	6-30
11/12	at Cowboys																			L	17-49
11/19	at Commanders																			W	31-19
11/26	Patriots																			W	10-7
12/11	Packers																			W	24-22
2023 TOTALS		7-3	87	57	579	65.5	6.7	10.2	2	0	42	10/54	92.1	22	98	20	0			5-8	

+ - Overtime

2011 GAME-BY-GAME POSTSEASON STATISTICS (RAVENS)

DATE	OPPONENT	P/S	PASSING										RUSHING				W/L	SCORE			
			ATT	CMP	YDS	PCT	Y/A	Y/C	TD	INT	LG	SK/YD	RATE	ATT	YDS	LG			TD		
01/15	Texans																			W	20-13
01/22	at Patriots																			L	20-23
2011 TOTALS		0-0	0	0	0	0.0	0.0	0.0	0	0	0	0/0	0.0	0	0	0	0			1-1	

2012 GAME-BY-GAME POSTSEASON STATISTICS (RAVENS)

DATE	OPPONENT	P/S	PASSING										RUSHING				W/L	SCORE			
			ATT	CMP	YDS	PCT	Y/A	Y/C	TD	INT	LG	SK/YD	RATE	ATT	YDS	LG			TD		
01/06	Colts																			W	24-9
01/12	at Broncos																			W	38-35+
01/20	at Patriots																			W	28-13
02/03	at 49ers																			W	34-31
2012 TOTALS		0-0	0	0	0	0.0	0.0	0.0	0	0	0	0/0	0.0	0	0	0	0			4-0	

+ - Overtime

2014 GAME-BY-GAME POSTSEASON STATISTICS (RAVENS)

DATE	OPPONENT	P/S	PASSING										RUSHING				W/L	SCORE			
			ATT	CMP	YDS	PCT	Y/A	Y/C	TD	INT	LG	SK/YD	RATE	ATT	YDS	LG			TD		
01/03	at Steelers																			W	30-17
01/10	at Patriots																			L	31-35
2014 TOTALS		0-0	0	0	0	0.0	0.0	0.0	0	0	0	0/0	0.0	0	0	0	0			1-1	

2017 GAME-BY-GAME POSTSEASON STATISTICS (BILLS)

DATE	OPPONENT	P/S	PASSING											RUSHING				W/L	SCORE
			ATT	CMP	YDS	PCT	Y/A	Y/C	TD	INT	LG	SK/YD	RATE	ATT	YDS	LG	TD		
01/07	at Jaguars	S	37	17	134	45.9	3.6	7.9	0	1	16	2/15	44.2	7	27	9	0	L	3-10
2017 TOTALS		1-1	37	17	134	45.9	3.6	7.9	0	1	16	2/15	44.2	7	27	9	0	0-1	

2022 GAME-BY-GAME POSTSEASON STATISTICS (GIANTS)

DATE	OPPONENT	P/S	PASSING											RUSHING				W/L	SCORE	
			ATT	CMP	YDS	PCT	Y/A	Y/C	TD	INT	LG	SK/YD	RATE	ATT	YDS	LG	TD			
01/15	at Vikings		DID NOT PLAY (NON-INJURY)															W	31-24	
01/21	at Eagles		DID NOT PLAY (NON-INJURY)															L	7-38	
2022 TOTALS		0-0	0	0	0	0.0	0.0	0.0	0	0	0	0/0	0.0	0	0	0	0	0	1-1	



KAYVON THIBODEAUX

(ti-buh-dough)

HEIGHT: 6-5
WEIGHT: 258
COLLEGE: OREGON
HOW ACQUIRED: D1-'22
NFL EXP.: 2ND YEAR
GIANTS EXP.: 2ND YEAR

OLB

5

HONORS

- » NFC Defensive Player of the Week: 2022 Week 15

TRANSACTIONS

- » Originally a first-round (5th pick overall) draft choice by the Giants in 2022.

2023 SEASON HIGHLIGHTS

- » Leads the Giants and is 9th in the NFL in sacks (11.5)...His 93.0 sack yards rank tied for 6th in the league...Among 2nd-year players, Thibodeaux is 2nd in sacks (15.5) and tied for 3rd in quarterback pressures (77).
- » Has 44 tackles, 14 quarterback hits, 12 tackles for loss, 3 passes defensed, 3 forced fumbles and 1 fumble recovery this season... His 12 tackles for loss are the highest on the team and his 14 quarterback hits are the 2nd-most on the team.
- » Totaled 8 tackles (1 solo), 1 quarterback hit, 1 pass deflection, 1 forced fumble and a half-sack in Week 14 vs. Green Bay.
- » Notched 5 tackles (4 solo), two tackles for loss, one forced fumble and a half-sack in the Week 12 win over New England.
- » Recorded 5 tackles (3 solo), 3 quarterback hits, 2.0 sacks, 2 tackles for loss and 1 pass defensed in Week 11 at Washington...Joined Micah Parsons (DAL) and T.J. Watt (PIT) as the only players to have 10+ sacks over the first 11 weeks of a season within their first 2 seasons in the NFL.
- » Recorded 9 tackles (6 solo), 3 tackles for loss, 3 quarterback hits, a single-game career-high 3.0 sacks and 1 forced fumble in Week 8 vs. the New York Jets...Marked his 3rd multi-sack game of the season and the 2nd sack streak of his career...Became the 1st Giants player with 3.0 sacks in a game since DL Leonard Williams recorded 3.0 against Dalas on Jan. 3, 2021.
- » Tallied 4 tackles, 2 quarterback hits and 1.5 sacks in Week 7 vs. Washington.
- » Recorded at least 1 sack in three consecutive weeks in Weeks 3 through 5.
- » Recorded 2 tackles (1 solo), 1.0 sack, 1 tackle for loss, 1 quarterback hit and 1 fumble recovery in Week 5 at Miami.
- » Recorded the first multi-sack game of his career in Week 4 vs. Seattle...Finished with 2 tackles, 2.0 sacks, 2 tackles for loss, 2 QB hits and 1 pass defensed.
- » Earned his 1st sack of the season on 49ers QB Brock Purdy in Week 3...Added 3 tackles, 1 tackle for loss and 1 quarterback hit.

CAREER HIGHLIGHTS

- » Has played in and started 27 regular-season games and 2 postseason games for the Giants...Has recorded 93 tackles (55 solo), 15.5 sacks, 27 quarterback hits, 18 tackles for loss, 8 passes defensed, 5 forced fumbles and 3 fumble recoveries, including a fumble recovery touchdown.
- » Through his first 25 career games, he recorded 14.5 sacks, which is the most by any player in their first 25 games as a Giant since sacks became an official statistic in 1982.
- » As a rookie in 2022, started all 14 regular-season games in which he played, as well as both of the Giants' postseason games...Missed the first 2 games of the season with a knee injury suffered in the preseason...Finished 3rd on the team with 4.0 sacks while collecting with 49 tackles (33 solo), 6 tackles for loss, 13 quarterback hits, 5 passes defensed, 2 forced fumbles, 2 fumble recoveries and one touchdown...In the playoffs, he had 11 tackles (7 solo) and one quarterback hit.
- » Recorded one solo tackle in his NFL debut, vs. Dallas (9/26)...Recovered a fumble forced by Azeez Ojulari to accompany 4 tackles (2 solo) and a quarterback hit vs. Chicago (10/2).
- » Notched his first career sack, an 8-yarder of Lamar Jackson, on a game-clinching strip sack with 1:30 remaining, vs. Baltimore (10/16)...Sacked Taylor Heinicke with 1:28 remaining in overtime vs. Washington (12/4).
- » Named NFC Defensive Player of the Week after posting a team-high 12 tackles (9 solo), including 3 tackles for loss, and strip-sack of Heinicke, whose fumble he recovered and returned one yard for his first NFL touchdown, at Washington (12/18)...It was the Giants' first defensive touchdown since Nov. 7, 2021, when Xavier McKinney intercepted a pass vs. Las Vegas and returned it 41 yards for a touchdown...Thibodeaux scored his first touchdown since he played tight end in high school and his first ever defensive touchdown.
- » Made 5 tackles (4 solo) and sacked Nick Foles Indianapolis (1/1)...Did not play, along with numerous other starters, at Philadelphia (1/8).
- » Recorded 3 solo tackles and a quarterback hit of Kirk Cousins in the NFC Wild Card Game at Minnesota (1/15)...Added 8 tackles (4 solo) in the divisional round at Philadelphia (1/21).

COLLEGE

- » Played in 32 games with 21 starts in 3 seasons at Oregon...Collected 123 tackles (82 solo), 35.5 tackles for loss, 19.0 sacks, 7 passes defensed and

- 3 forced fumble...In 3 Pac-12 Championship Games, had a combined 13 tackles, 5.5 tackles for loss, 4.5 sacks and 21 quarterback pressures...His 19.0 sacks are tied for 7th in program history...Was the first Oregon defensive lineman to earn All-America honors since DeForest Buckner in 2015.
- » In 2021, played in 11 games with 9 starts...Missed 2+ games due to injury...Tallied a career-high 50 tackles (35 solo), 12 tackles for loss, 7.0 sacks and 2 forced fumbles...Became the 4th player in program history – and first defensive player – to be a unanimous All-America...Finalist for the Bronko Nagurski Trophy and the Chuck Bednarik Award, each presented to the best defensive player in the nation...Voted a first-team All-Pac-12 selection by the league's coaches for the 2nd straight season...His 7.0 sacks led Oregon and tied for 3rd in the Pac-12.
- » In 2020, started all 7 games of a Ducks' season that was abbreviated by the pandemic...Led all Pac-12 defensive linemen with 38 tackles (23 solo) and had team-high totals of 9.5 tackles for loss and 3.0 sacks...Selected first-team All-Pac-12 and 3rd-team All-America...Earned Pac-12 Championship Game MVP honors after posting 12 quarterback hurries, 2.0 tackles for loss, a 3rd-down sack in the 3rd quarter and a TFL on a 4th down play in the first quarter at USC (12/18).
- » As a freshman in 2019, played in 14 games with 5 starts...Selected by the league's coaches as the Pac-12 Freshman Defensive Player of the Year and all-conference honorable mention...Set the program freshman record with a team-high 9.0 sacks and also topped the team with 14.0 tackles for loss...Ranked 2nd among FBS freshman in sacks and 3rd in tackles for loss...Set the Pac-12 Championship Game record with 2.5 sacks, all in the 4th quarter, had 5 tackles and was the first player to block a punt in the championship game, vs. Utah (12/6).

OFF-THE-FIELD ACTIVITY

- » Founded The Jream Foundation to educate, mentor, empower and instill confidence and wisdom into underprivileged youth...Donated \$50,000 to Puppies Behind Bars through his jersey swap with Giants placekicker Graham Gano...Attended The Giants Foundation Golf Classic which raised over \$400,000 for The Giants Foundation...Visited schools that participate in the New York City Police Foundation's Far Rockaway Giants youth program and led a flag football clinic with the police officers for the boys in the program...Assisted Eva's Village staff to prepare and serve meals for those in need for Thanksgiving...Met with members from the Wounded Warriors Project during their visit at the Quest Diagnostic Training Facility to watch practice and enjoy a day with the Giants...Partnered with Toys for Tots and the U.S. Marines to hand out 300 toys at School 55 in the Bronx...Represented The Jream Foundation during Week 13 of the NFL season for My Cause My Cleats.

PERSONAL

- » Enrolled at Junipero Serra High School in San Mateo, Calif. as a freshman...Transferred toward the end of the season to Susan Miller Dorsey High School in Los Angeles...As a sophomore, led Dorsey to an 11-3 record with 27.0 tackles for loss and 17.0 sacks and was named his section's Defensive Lineman of the Year...Near the end of his sophomore year, Thibodeaux and his mother, Shawnta Smith, moved to Woodland Hills in the San Fernando Valley, and he transferred again, to Oaks Christian, a private school in Westlake Village...Recorded 54.0 career sacks in 4 years, including at least 1.0 sack in 16 of 27 games as a junior and senior at Oaks Christian...Top-ranked player in the ESPN300...Named the USA Today High School Defensive Player of the Year, as well as first-team All-USA Defense...Played in the 2019 Under Armour All-American Game and was named a co-captain for Team Sanders...Named the Defensive Player of the Year in California by USA Today, while also being named first-team All-California by the paper...As a senior, selected Marmonte League Co-Player of the Year, All-CIF Southern Section Division 1, first-team Daily News all-area and a member of the Los Angeles Times All-Star Team...Recorded 54 tackles, 18.0 sacks and 5 forced fumbles...Had 6 multi-sack performances, including 3 games with 3.0 sacks.
- » As a junior, named the Los Angeles Daily News' Player of the Year, the Ventura County Star's Defensive Player of the Year...Selected the CIF Southern Section Division 2 co-Defensive Player of the Year and the Marmonte League co-MVP...Finished with 20.0 sacks, 28 tackles for loss, and 99 tackles...Had at least 4 tackles in every game and at least 3.0 sacks 6 times...Helped lead Oaks Christian to a CIF Southern Section Division 2 title, finishing with 4.0 sacks and 6 tackles in the title game vs. Valencia...Had 9 catches for 134 yards and 3 touchdowns as a tight end.
- » As a sophomore, named the CIF Los Angeles City Section Division I Defensive Lineman of the Year at Dorsey High...Recorded 17.0 sacks and 27 tackles for loss...Had 4 multi-sack games.

KAYVON THIBODEAUX'S NFL REGULAR SEASON DEFENSIVE STATISTICS

DATE	TEAM	GP	GS	TACKLES							INTERCEPTIONS						O. FUMB				ST					MISC				
				TK	S	A	TFL	YDS	SK	YDS	QBH	NO	YDS	LG	TD	PD	FF	FR	TD	YDS	TK	S	A	FF	FR	S	A			
2022	Giants	14	14	49	33	16	6	25	4.0	34.0	13	0	0	0	0	5	2	2	1	1	0	0	0	0	0	0	0	0	0	0
2023	Giants	13	13	44	22	22	12	78	11.5	93.0	14	0	0	0	0	3	3	1	0	0	0	0	0	0	0	0	0	0	0	0
NFL TOTALS		27	27	93	55	38	18	103	15.5	127.0	27	0	0	0	0	8	5	3	1	1	0	0	0	0	0	0	0	0	0	

KAYVON THIBODEAUX'S NFL POSTSEASON DEFENSIVE STATISTICS

DATE	TEAM	GP	GS	TACKLES							INTERCEPTIONS						O. FUMB				ST					MISC				
				TK	S	A	TFL	YDS	SK	YDS	QBH	NO	YDS	LG	TD	PD	FF	FR	TD	YDS	TK	S	A	FF	FR	S	A			
2022	Giants	2	2	11	7	4	0	0	0.0	0.0	1	0	0	0	0	0	0	0	0	0	0	0	0	0	0	0	0	0	0	0
NFL TOTALS		2	2	11	7	4	0	0	0.0	0.0	1	0	0	0	0	0	0	0	0	0	0	0	0	0	0	0	0	0	0	

SINGLE-GAME HIGHS: DEFENSIVE

Total Tackles 12 at Washington Commanders, Dec 18, 2022
 9 vs. New York Jets, Oct 29, 2023
 8 vs. Green Bay Packers, Dec 11, 2023
 6 at Minnesota Vikings, Dec 24, 2022
 5 vs. New England Patriots, Nov 26, 2023
 5 at Washington Commanders, Nov 19, 2023
 ...2 more at 5.

Solo Tackles 9 at Washington Commanders, Dec 18, 2022
 6 vs. New York Jets, Oct 29, 2023
 4 vs. New England Patriots, Nov 26, 2023
 4 vs. Indianapolis Colts, Jan 01, 2023
 4 at Minnesota Vikings, Dec 24, 2022

Sacks 3.0 vs. New York Jets, Oct 29, 2023
 2.0 at Washington Commanders, Nov 19, 2023
 2.0 vs. Seattle Seahawks, Oct 02, 2023
 1.5 vs. Washington Commanders, Oct 22, 2023
 1.0 at Miami Dolphins, Oct 08, 2023
 ...5 more at 1.0.

Passes Defensed 2 at Green Bay Packers, Oct 09, 2022
 1 vs. Green Bay Packers, Dec 11, 2023
 1 at Washington Commanders, Nov 19, 2023
 1 vs. Seattle Seahawks, Oct 02, 2023
 ...3 more at 1.

Forced Fumbles 1 vs. Green Bay Packers, Dec 11, 2023
 1 vs. New England Patriots, Nov 26, 2023
 1 vs. New York Jets, Oct 29, 2023
 ...2 more at 1.

Fumble Recoveries 1 at Washington Commanders, Dec 18, 2022
 1 vs. Chicago Bears, Oct 02, 2022

Tackles For Loss 3 vs. New York Jets, Oct 29, 2023
 3 at Washington Commanders, Dec 18, 2022
 2 vs. New England Patriots, Nov 26, 2023
 2 at Washington Commanders, Nov 19, 2023
 ...2 more at 2.

Longest Opp Fumble Return 1 at Washington Commanders, Dec 18, 2022

SINGLE-GAME HIGHS - POSTSEASON: DEFENSIVE


Total Tackles 8 at Philadelphia Eagles, Jan 21, 2023
 3 at Minnesota Vikings, Jan 15, 2023

Solo Tackles 4 at Philadelphia Eagles, Jan 21, 2023
 3 at Minnesota Vikings, Jan 15, 2023

2023 GAME-BY-GAME REGULAR-SEASON STATISTICS (GIANTS)

DATE	OPPONENT	P/S	TACKLES								INTERCEPTIONS					O. FUMB				ST				MISC		W/L	SCORE		
			TK	S	A	SK	YDS	TFL	YDS	QBH	NO	YDS	LG	TD	PD	FF	FR	TD	YDS	TK	S	A	FF	FR	S			A	
09/10	Cowboys	S	4	1	3	0.0	0.0	0	0	0	0	0	0	0	0	0	0	0	0	0	0	0	0	0	0	0	0	L	0-40
09/17	at Cardinals	S	0	0	0	0.0	0.0	0	0	0	1	0	0	0	0	0	0	0	0	0	0	0	0	0	0	0	0	W	31-28
09/21	at 49ers	S	3	1	2	1.0	4.0	1	4	1	0	0	0	0	0	0	0	0	0	0	0	0	0	0	0	0	L	12-30	
10/02	Seahawks	S	2	2	0	2.0	13.0	2	13	2	0	0	0	0	1	0	0	0	0	0	0	0	0	0	0	0	L	3-24	
10/08	at Dolphins	S	2	1	1	1.0	6.0	1	6	1	0	0	0	0	0	0	1	0	0	0	0	0	0	0	0	0	L	16-31	
10/15	at Bills	S	1	1	0	0.0	0.0	0	0	0	0	0	0	0	0	0	0	0	0	0	0	0	0	0	0	0	L	9-14	
10/22	Commanders	S	4	1	3	1.5	13.5	1	10	2	0	0	0	0	0	0	0	0	0	0	0	0	0	0	0	0	W	14-7	
10/29	Jets	S	9	6	3	3.0	41.0	3	25	3	0	0	0	0	0	1	0	0	0	0	0	0	0	0	0	0	L	10-13+	
11/05	at Raiders	S	1	1	0	0.0	0.0	0	0	0	0	0	0	0	0	0	0	0	0	0	0	0	0	0	0	0	L	6-30	
11/12	at Cowboys	S	0	0	0	0.0	0.0	0	0	0	0	0	0	0	0	0	0	0	0	0	0	0	0	0	0	0	L	17-49	
11/19	at Commanders	S	5	3	2	2.0	13.0	2	13	3	0	0	0	0	1	0	0	0	0	0	0	0	0	0	0	0	W	31-19	
11/26	Patriots	S	5	4	1	0.5	0.0	2	7	0	0	0	0	0	0	1	0	0	0	0	0	0	0	0	0	0	W	10-7	
12/11	Packers	S	8	1	7	0.5	2.5	0	0	1	0	0	0	0	1	0	0	0	0	0	0	0	0	0	0	0	W	24-22	
2023 TOTALS		13-13	44	22	22	11.5	93.0	12	78	14	0	0	0	0	3	3	1	0	0	0	0	0	0	0	0	0	0	5-8	

+ - Overtime



ANDREW THOMAS

HEIGHT: 6-5
WEIGHT: 315
COLLEGE: GEORGIA
HOW ACQUIRED: D1-'20
NFL EXP.: 4TH YEAR
GIANTS EXP.: 4TH YEAR

T
78

HONORS

- » Second-team All-Pro: 2022

TRANSACTIONS

- » Originally a first-round (4th pick overall) draft choice by the Giants in 2020.

GIANTS NOTE

- » Thomas was the highest-drafted offensive lineman by the Giants since Ohio State's John Hicks was selected 3rd overall in 1974.

CAREER HIGHLIGHTS

- » Has played in 51 regular-season games with 50 starts and both postseason games in which he played at left tackle.
- » In 2022, started each of the first 16 games...Inactive with numerous other starters at Philadelphia (1/8)...Selected Second-team All-Pro...Started at left tackle in the NFC Wild Card Game at Minnesota (1/15) and divisional round at Philadelphia (1/21)...Key member of an offensive line that helped the Giants finish 4th in the NFL in rushing yardage with an average of 148.2 yards a game and 5th with 4.8 yards a carry, and was instrumental in Saquon Barkley rushing for a career-high 1,312 yards.
- » In 2021, Thomas started all 13 games in which he played at left tackle...Played 100% of the offensive snaps in each of the first 4 games...Part of an offensive line that did not allow a sack at New Orleans (10/3) and helped average the 4th-most yards per play (8.08) by a Giants team since the merger...Did not play at Dallas (10/10) due to an ankle injury...Played in 29 offensive snaps the Rams (10/17) before suffering an ankle injury and spent the next 3 weeks on injured reserve.
- » Returned from injury at Tampa Bay (11/22) and caught a 2-yard touchdown pass from Daniel Jones to become the first Giants offensive lineman in the Super Bowl era to record a touchdown reception...Was one of 6 NFL offensive linemen in the regular season to catch a touchdown...Started the next 7 games at left tackle and he did not allow a sack during that span.
- » As a rookie in 2020, Thomas started in all 16 games with 15 starts at left tackle...Did not start vs. Washington (10/18) due to a coach's decision...Fellow rookie Matt Peart started in his place...Thomas played 976 of the team's offensive snaps (96.4%)...The offensive line helped the Giants exceed 100 rushing yards in 7 consecutive games from Oct. 18 -Dec. 6, their longest streak since they hit the century mark in 9 straight games in 2010...Joined Shane Lemieux, Nick Gates, Kevin Zeitler and Cam Fleming as the Giants were the only NFL team to start the same offensive line combination in each of the season's final 9 games.
- » When Thomas and defensive back Darnay Holmes played the first snaps on offense and defense, respectively, vs. Pittsburgh (9/14), it marked the 8th consecutive year at least one Giants rookie draft choice started the season opener.
- » Thomas caught a pass from Jones for a successful 2-point conversion in the 4th quarter at Dallas (10/11), the Giants' first successful 2-point conversion since Nov. 10, 2019, when Jones threw a pass to Bennie Fowler...Thomas was the first player in NFL history whose listed position is on the offensive line to score on a 2-point conversion (which were instituted in 1994).

COLLEGE

- » Started all 41 games in which he played in 3 seasons at Georgia – 15 at right tackle as a true freshman in 2017 and 13 at left tackle in both 2018 and 2019...Two-time first-team All-SEC (2018-19)...Freshman All-America...Second-team All-America in 2018, first-team All-America in 2019...A key player on Georgia teams that won 11 or more games in 3 straight seasons, won 3 consecutive SEC Eastern Division titles, and played in New Year's Six Bowl games 3 years in a row (2018 Rose, 2019 Allstate Sugar, 2020 Allstate Sugar)...Entered the NFL Draft after his junior season.
- » As a junior in 2019, started at left tackle in all 13 games in which he played...Did not play in the Bulldogs' Sugar Bowl victory vs. Baylor...Walter Camp first-team All-America...Winner of the SEC's Jacobs Blocking Trophy, UGA's first recipient of the award in 21 years...Named one of 4 permanent team captains...Co-winner of Vince Dooley Offensive MVP, given at team's post-season awards gala...All-SEC first-team selection by the league's coaches and the AP...Semifinalist for the 2019 Outland Trophy...In 2018, moved to left tackle after the departure of Isaiah Wynn, a 2017 All-America and first-round draft choice of the New England Patriots...Started all 13 games in which he played...Named 2018 SI.com first-team All-America and Associated Press & Walter Camp 2nd team...Coaches All-SEC first team and Associated Press All-SEC 2nd team...As a true freshman in 2017, joined the first team early in preseason camp and started all 15 games at right tackle, including the national championship game vs. Alabama.

OFF-THE-FIELD ACTIVITY

» Visited New City Kids in Paterson, N.J. to join students in musical instrument practice, help with homework and played for 60 minutes...Helped honor the firefighters who gave their lives on Sept. 11, 2001, with a visit to Engine 24, Ladder 5 in New York City, where they learned about the firefighters who passed away and spent time and shared a meal with firefighters...Met with members from the Wounded Warriors Project during their visit at the Quest Diagnostic Training Facility to watch practice and enjoy a day with the Giants...Joined the NYPD to hand out turkeys and meal kits to members of the Bronx community...Donated 100 turkeys to families in his hometown of Lithonia, Ga for Thanksgiving and provided holiday gifts for families.

PERSONAL

» Sport management major...Starred at Pace Academy in Atlanta...Selected to represent the East in the 2017 U.S. Army All-America Bowl...Was a 4-star prospect and consensus top-50 recruit...Named to Atlanta Journal-Constitution's 2016 Super 11 team in Georgia and Class AAA All-State offense...In 2015, helped Pace Academy to a 14-2 record and the Class AAA State Championship...Played both offensive tackle and defensive line, recording 59 tackles his senior season...Full name is Andrew Ken Thomas...Also played baseball and basketball and was a member of the school's concert band (plays the drums and piano)...Recipient of the Wayne McDuffie and Statesboro Bulldog Club scholarships...Hometown is Lithonia, Ga.

ANDREW THOMAS' NFL REGULAR SEASON STATISTICS

DATE	TEAM	GP	GS
2020	Giants	16	15
2021	Giants	13	13
2022	Giants	16	16
2023	Giants	6	6
NFL TOTALS		51	50


ANDREW THOMAS' NFL POSTSEASON STATISTICS

DATE	TEAM	GP	GS
2022	Giants	2	2
NFL TOTALS		2	2

2023 GAME-BY-GAME REGULAR-SEASON STATISTICS (GIANTS)

DATE	OPPONENT	P/S		W/L	SCORE
09/10	Cowboys	S		L	0-40
09/17	at Cardinals		ON INACTIVE LIST	W	31-28
09/21	at 49ers		INACTIVE	L	12-30
10/02	Seahawks		ON INACTIVE LIST	L	3-24
10/08	at Dolphins		ON INACTIVE LIST	L	16-31
10/15	at Bills		ON INACTIVE LIST	L	9-14
10/22	Commanders		ON INACTIVE LIST	W	14-7
10/29	Jets		ON INACTIVE LIST	L	10-13+
11/05	at Raiders	S		L	6-30
11/12	at Cowboys	S		L	17-49
11/19	at Commanders	S		W	31-19
11/26	Patriots	S		W	10-7
12/11	Packers	S		W	24-22
2023 TOTALS		6-6		5-8	

+ - Overtime



JIHAD WARD

[Juh-hodd]

HEIGHT: 6-5
WEIGHT: 285
COLLEGE: ILLINOIS
HOW ACQUIRED: FA-'22
NFL EXP.: 8TH YEAR
GIANTS EXP.: 2ND YEAR

OLB

55

TRANSACTIONS

- » Originally a 2nd-round (44th pick overall) draft choice by the Oakland Raiders in 2016...Traded to the Dallas Cowboys for wide receiver Ryan Switzer on April 28, 2018...Released by Dallas on Sept. 1, 2018...Signed to the Indianapolis Colts' practice squad on Sept. 3, 2018, and to the active roster on Sept. 13, 2018...Released by Indianapolis on Oct. 1, 2018...Signed by the Baltimore Ravens on Oct. 8, 2018...Signed as a free agent by the Jacksonville Jaguars on March 17, 2021...Signed as a free agent by the Giants on March 21, 2022.

2023 SEASON HIGHLIGHTS

- » Recorded 1.5 sacks against vs. New England in Week 12, starting his first sack streak of the season and second of his career...Added 5 tackles, 2 quarterback hits, and a tackle for loss.
- » Registered his 1st sack of the season in Week 11 at Washington...Added 2 quarterback hits, 1 solo tackle and 1 tackle for loss.

CAREER HIGHLIGHTS

- » Has played in 98 regular-season games with 35 starts for Oakland, Indianapolis, Baltimore, Jacksonville and the Giants and played in 5 postseason games with one start for the Ravens and the Giants...Career totals include 150 tackles (80 solo), 15.5 sacks, 22 tackles for loss, 57 quarterback hits, 7 passes defended, 2 forced fumbles and 4 fumble recoveries...Also has 8 solo postseason tackles.
- » In his first season with the Giants in 2022, played in all 17 regular-season games with 11 starts and in 2 postseason games with one start...Totaled 43 tackles (28 solo), 7 tackles for loss, 3.0 sacks, 13 quarterback hits, 4 passes defended and 2 forced fumbles.
- » Contributed 6 tackles (5 solo) in his Giants debut (9/11)...Tied his season high with 6 tackles (2 solo) vs. Dallas (9/26)...Recorded his first sack of the season, a 2-yarder of Justin Fields, vs. Chicago (10/2)...Sacked Davis Mills for a 5-yard loss vs. Houston (11/13)...Tallied his 3rd sack of the season, a 5-yarder of Taylor Heinicke, and totaled 4 tackles (one solo) vs. Washington (12/4)...Made 4 tackles (3 solo) and had 3 quarterback hits of Kirk Cousins at Minnesota (12/24).
- » Registered one solo tackle and one quarterback in the NFC Wild Card Game at Minnesota (1/15)...Recorded 2 solo tackles, including one for loss, in the divisional round at Philadelphia (1/21).
- » In 2021, played in all 17 games with one start for Jacksonville...Tallied 2 tackles (10 solo), 2.0 sacks, 3 tackles for loss and 7 quarterback hits...Collected a season-high 5 tackles (2 solo), including 1.0 sack, at the Jets (12/26)...Had an 8-yard sack at Tennessee (12/12).
- » In 2020, played in 10 games for Baltimore and totaled 16 tackles (7 solo)...Tied his career-high with 3.0 sacks...Helped the Ravens' defense rank No. 2 in both points allowed (18.9) and third-down efficiency (34.0%)...Registered 1.0 sack and matched his career high with 4 tackles for loss and 2 passes defended vs. the Giants (12/27)...Recorded 3 solo tackles, including one for loss, in 2 postseason games.
- » In 2019, played 3 games for Indianapolis and 11 for Baltimore, plus one playoff game for the Ravens...Posted 7 tackles (3 solo), including 1.0 sack, for Baltimore...Recovered a fumble forced by linebacker Matthew Judon that led to a field goal, helping the Ravens clinch their 2nd consecutive playoff berth at Buffalo (12/8).
- » In 2018, played in 6 games for the Colts...Finished with 4 tackles (all solo), 3.0 sacks and 3 tackles...Ended the season on injured reserve with an ankle injury.
- » In 2017, played in 5 games with one start for the Raiders...Finished with 2 tackles (one solo), 1.0 sack, one tackle for loss, and one quarterback hit...Took down Nick Foles for a 9-yard loss for his first career sack at Philadelphia (12/25).
- » As a rookie in 2016, played in all 16 games with a career-high 13 starts for the Raiders...Registered 30 tackles (14 solo), one fumble recovery and 10 quarterback hits...Played both defensive end and tackle and was one of 3 Raiders rookies to play every game...Made 3 tackles and one fumble recovery in his NFL debut at New Orleans (9/11)...Posted a career-high 7 tackles (5 solo) at Kansas City (12/8).

COLLEGE

- » Played 2 years at Illinois after transferring from Globe Institute of Technology (New York, N.Y.)...In 25 games, totaled 104 tackles, 4.5 sacks, 3 forced fumbles, 5 fumble recoveries and 3 passes defended...As a senior 2015, started all 12 games playing both defensive end and tackle and totaled 53 tackles, 1.5 sacks, one forced fumble, one fumble recovery, and 2 passes defended...Named All-Big Ten honorable mention...In 2014, started all 13 games at defensive end and tallied 51 tackles, 3.0 sacks, 2 forced fumbles and 4 fumble recoveries, leading the Big Ten...Named an All-Big Ten honorable mention honoree...Voted Illinois' Defensive Newcomer of the Year...Played 2 seasons at Globe Institute of Technology, totaling 81 tackles and 10.0 sacks...In 2013, played in 7 games for Globe Tech, collecting 26 tackles, 2.0 sacks and 3 tackles for loss.

OFF-THE-FIELD ACTIVITY

» Attended The Giants Foundation Golf Classic which raised over \$400,000 for The Giants Foundation...Met with members from the Wounded Warriors Project during their visit at the Quest Diagnostic Training Facility to watch practice and enjoy a day with the Giants...Honored his friends who lost their lives to gun violence during Week 13 of the NFL season for My Cause My Cleats.

PERSONAL

» Sport management major... Attended Edward W. Bok Technical High School in Philadelphia...Began his high school career as a wide receiver and safety before settling in at defensive end...Earned all-city honors in Philadelphia in each of his final 2 prep seasons (2010-11)...Was named first-team All-City in 2011 and 2nd-team in 2010...Played in Philadelphia Eagles Public vs. Non-Public City All-Star game at Lincoln Financial Field in spring 2012.

JIHAD WARD'S NFL REGULAR SEASON DEFENSIVE STATISTICS

DATE	TEAM	GP	GS	TACKLES							INTERCEPTIONS					O. FUMB				ST				MISC			
				TK	S	A	TFL	YDS	SK	YDS	QBH	NO	YDS	LG	TD	PD	FF	FR	TD	YDS	TK	S	A	FF	FR	S	A
2016	Raiders	16	13	30	16	14	0	0	0.0	0.0	10	0	0	0	0	0	0	0	0	0	0	0	0	0	0	0	0
2017	Raiders	5	1	2	1	1	1	9	1.0	9.0	1	0	0	0	0	0	0	0	0	0	0	0	0	0	0	0	
2018	Colts	6	0	4	4	0	3	12	3.0	12.0	6	0	0	0	0	0	0	0	0	0	0	0	0	0	0	0	
2019	Colts	3	0	0	0	0	0	0	0.0	0.0	1	0	0	0	0	1	0	0	0	0	0	0	0	0	0	0	
Went from Indianapolis to Baltimore.																											
2019	Ravens	11	0	7	3	4	1	8	1.0	8.0	4	0	0	0	0	0	0	2	0	2	0	0	0	0	0	0	0
2019	TOTAL	14	0	7	3	4	1	8	1.0	8.0	5	0	0	0	0	1	0	2	0	2	0	0	0	0	0	0	0
2020	Ravens	10	0	16	7	9	4	27	3.0	23.0	8	0	0	0	0	2	0	0	0	0	0	0	0	0	0	0	0
2021	Jaguars	17	1	32	10	22	3	12	2.0	10.0	7	0	0	0	0	0	0	0	0	0	0	0	0	0	0	0	0
2022	Giants	17	11	43	28	15	7	17	3.0	12.0	13	0	0	0	0	4	2	0	0	0	0	0	0	0	0	0	0
2023	Giants	13	9	16	11	5	3	15	2.5	12.0	7	0	0	0	0	0	1	0	7	0	0	0	0	0	0	0	0
NFL TOTALS		98	35	150	80	70	22	100	15.5	86.0	57	0	0	0	0	7	2	4	0	9	0	0	0	0	0	0	0

JIHAD WARD'S NFL POSTSEASON DEFENSIVE STATISTICS

DATE	TEAM	GP	GS	TACKLES							INTERCEPTIONS					O. FUMB				ST				MISC		
				TK	S	A	TFL	YDS	SK	YDS	QBH	NO	YDS	LG	TD	PD	FF	FR	TD	YDS	TK	S	A	FF	FR	S
2016	Raiders	0	0	0	0	0	0	0	0.0	0.0	0	0	0	0	0	0	0	0	0	0	0	0	0	0	0	0
2018	Colts	0	0	0	0	0	0	0	0.0	0.0	0	0	0	0	0	0	0	0	0	0	0	0	0	0	0	0
2019	Ravens	1	0	2	2	0	0	0	0.0	0.0	2	0	0	0	0	0	0	0	0	0	0	0	0	0	0	0
2020	Ravens	2	0	3	3	0	1	10	0.0	0.0	0	0	0	0	0	0	0	0	0	0	0	0	0	0	0	0
2022	Giants	2	1	3	3	0	1	3	0.0	0.0	1	0	0	0	0	0	0	0	0	0	0	0	0	0	0	0
NFL TOTALS		5	1	8	8	0	2	13	0.0	0.0	3	0	0	0	0	0	0	0	0	0	0	0	0	0	0	0

SINGLE-GAME HIGHS: DEFENSIVE

Total Tackles 7 at Kansas City Chiefs, Dec 08, 2016
6 vs. Dallas Cowboys, Sep 26, 2022
6 at Tennessee Titans, Sep 11, 2022
6 vs. Cleveland Browns, Sep 13, 2020
5 vs. New England Patriots, Nov 26, 2023
...1 more at 5.

Solo Tackles 5 at Tennessee Titans, Sep 11, 2022
5 at Kansas City Chiefs, Dec 08, 2016
4 vs. Chicago Bears, Oct 02, 2022
3 at Minnesota Vikings, Dec 24, 2022
3 vs. Carolina Panthers, Sep 18, 2022

Sacks 1.5 vs. New England Patriots, Nov 26, 2023
1.0 at Washington Commanders, Nov 19, 2023
1.0 vs. Washington Commanders, Dec 04, 2022
1.0 vs. Houston Texans, Nov 13, 2022
...11 more at 1.0.

Passes Defensed 1 at Minnesota Vikings, Dec 24, 2022
1 vs. Detroit Lions, Nov 20, 2022
1 at Seattle Seahawks, Oct 30, 2022
...4 more at 1.

Forced Fumbles 1 vs. Washington Commanders, Dec 04, 2022
1 vs. Chicago Bears, Oct 02, 2022

Fumble Recoveries 1 vs. New York Jets, Dec 12, 2019
1 at Buffalo Bills, Dec 08, 2019
1 at New Orleans Saints, Sep 11, 2016
2 vs. Baltimore Ravens, Oct 16, 2022
2 vs. Carolina Panthers, Sep 18, 2022
1 vs. New England Patriots, Nov 26, 2023
1 at Washington Commanders, Nov 19, 2023
...16 more at 1.

Tackles For Loss 2 vs. Baltimore Ravens, Oct 16, 2022
2 vs. Carolina Panthers, Sep 18, 2022
1 vs. New England Patriots, Nov 26, 2023
1 at Washington Commanders, Nov 19, 2023
...16 more at 1.

Longest Opp Fumble Return 7 vs. New York Jets, Oct 29, 2023
2 at Buffalo Bills, Dec 08, 2019

SINGLE-GAME HIGHS - POSTSEASON: DEFENSIVE

Total Tackles 3 at Tennessee Titans, Jan 10, 2021
 2 at Philadelphia Eagles, Jan 21, 2023
 2 vs. Tennessee Titans, Jan 11, 2020
 1 at Minnesota Vikings, Jan 15, 2023

Tackles For Loss 1 at Philadelphia Eagles, Jan 21, 2023
 1 at Tennessee Titans, Jan 10, 2021

Solo Tackles 3 at Tennessee Titans, Jan 10, 2021
 2 vs. Tennessee Titans, Jan 11, 2020
 1 at Minnesota Vikings, Jan 15, 2023

2023 GAME-BY-GAME REGULAR-SEASON STATISTICS (GIANTS)

DATE	OPPONENT	P/S	TACKLES								INTERCEPTIONS					O. FUMB				ST				MISC		SCORE				
			TK	S	A	SK	YDS	TFL	YDS	QBH	NO	YDS	LG	TD	PD	FF	FR	TD	YDS	TK	S	A	FF	FR	S		A	W/L		
09/10	Cowboys	P	0	0	0	0.0	0.0	0	0	0	1	0	0	0	0	0	0	0	0	0	0	0	0	0	0	0	0	0	L	0-40
09/17	at Cardinals	S	1	1	0	0.0	0.0	0	0	0	0	0	0	0	0	0	0	0	0	0	0	0	0	0	0	0	0	0	W	31-28
09/21	at 49ers	S	1	1	0	0.0	0.0	0	0	0	0	0	0	0	0	0	0	0	0	0	0	0	0	0	0	0	0	L	12-30	
10/02	Seahawks	P	0	0	0	0.0	0.0	0	0	0	0	0	0	0	0	0	0	0	0	0	0	0	0	0	0	0	0	L	3-24	
10/08	at Dolphins	P	1	0	1	0.0	0.0	0	0	0	0	0	0	0	0	0	0	0	0	0	0	0	0	0	0	0	0	L	16-31	
10/15	at Bills	S	2	2	0	0.0	0.0	0	0	0	0	0	0	0	0	0	0	0	0	0	0	0	0	0	0	0	0	L	9-14	
10/22	Commanders	S	0	0	0	0.0	0.0	0	0	0	1	0	0	0	0	0	0	0	0	0	0	0	0	0	0	0	0	W	14-7	
10/29	Jets	S	1	1	0	0.0	0.0	0	0	0	0	0	0	0	0	0	0	0	1	0	7	0	0	0	0	0	0	L	10-13+	
11/05	at Raiders	S	3	2	1	0.0	0.0	1	3	0	0	0	0	0	0	0	0	0	0	0	0	0	0	0	0	0	0	L	6-30	
11/12	at Cowboys	S	1	1	0	0.0	0.0	0	0	1	0	0	0	0	0	0	0	0	0	0	0	0	0	0	0	0	0	L	17-49	
11/19	at Commanders	S	1	1	0	1.0	5.0	1	5	2	0	0	0	0	0	0	0	0	0	0	0	0	0	0	0	0	0	W	31-19	
11/26	Patriots	S	5	2	3	1.5	7.0	1	7	2	0	0	0	0	0	0	0	0	0	0	0	0	0	0	0	0	0	W	10-7	
12/11	Packers	P	0	0	0	0.0	0.0	0	0	0	0	0	0	0	0	0	0	0	0	0	0	0	0	0	0	0	0	W	24-22	
2023 TOTALS		13-9	16	11	5	2.5	12.0	3	15	7	0	0	0	0	0	0	0	1	0	7	0	0	0	0	0	0	0	5-8		

+ - Overtime



BENTON WHITLEY

OLB

48

HEIGHT: 6-3
 WEIGHT: 260
 COLLEGE: HOLY CROSS
 HOW ACQUIRED: FA-'23
 NFL EXP.: 2ND YEAR
 GIANTS EXP.: 1ST YEAR

BENTON WHITLEY'S NFL REGULAR SEASON DEFENSIVE STATISTICS

DATE	TEAM	GP	GS	TACKLES							INTERCEPTIONS					O. FUMB				ST				MISC											
				TK	S	A	TFL	YDS	SK	YDS	QBH	NO	YDS	LG	TD	PD	FF	FR	TD	YDS	TK	S	A	FF	FR	S	A								
2022	Rams	0	0	0	0	0	0	0	0.0	0.0	0	0	0	0	0	0	0	0	0	0	0	0	0	0	0	0	0	0	0	0	0	0	0	0	0
Went from L.A. Rams to Kansas City.																																			
2022	Chiefs	0	0	0	0	0	0	0	0.0	0.0	0	0	0	0	0	0	0	0	0	0	0	0	0	0	0	0	0	0	0	0	0	0	0	0	
Went from Kansas City to Minnesota.																																			
2022	Vikings	0	0	0	0	0	0	0	0.0	0.0	0	0	0	0	0	0	0	0	0	0	0	0	0	0	0	0	0	0	0	0	0	0	0	0	
2022	TOTAL	0	0	0	0	0	0	0	0.0	0.0	0	0	0	0	0	0	0	0	0	0	0	0	0	0	0	0	0	0	0	0	0	0	0	0	
2023	Vikings	1	0	0	0	0	0	0	0.0	0.0	0	0	0	0	0	0	0	0	0	0	0	0	0	0	0	0	0	0	0	0	0	0	0	0	
Went from Minnesota to N.Y. Giants.																																			
2023	Giants	2	0	0	0	0	0	0	0.0	0.0	0	0	0	0	0	1	0	0	0	0	1	0	0	0	0	0	0	0	0	1	0	0	0		
2023	TOTAL	3	0	0	0	0	0	0	0.0	0.0	0	0	0	0	0	1	0	0	0	1	0	0	0	0	0	0	0	0	1	0	0	0	0		
NFL TOTALS		3	0	0	0	0	0	0	0.0	0.0	0	0	0	0	0	1	0	0	0	1	0	0	0	0	0	0	0	0	1	0	0	0	0		

BENTON WHITLEY'S NFL POSTSEASON DEFENSIVE STATISTICS

DATE	TEAM	GP	GS	TACKLES							INTERCEPTIONS					O. FUMB				ST				MISC										
				TK	S	A	TFL	YDS	SK	YDS	QBH	NO	YDS	LG	TD	PD	FF	FR	TD	YDS	TK	S	A	FF	FR	S	A							
2022	Vikings	0	0	0	0	0	0	0	0.0	0.0	0	0	0	0	0	0	0	0	0	0	0	0	0	0	0	0	0	0	0	0	0	0	0	0
NFL TOTALS		0	0	0	0	0	0	0	0.0	0.0	0	0	0	0	0	0	0	0	0	0	0	0	0	0	0	0	0	0	0	0	0	0	0	0

2022 GAME-BY-GAME REGULAR-SEASON STATISTICS (RAMS/CHIEFS/VIKINGS)

DATE	OPPONENT	P/S	TACKLES							INTERCEPTIONS					O. FUMB				ST				MISC		SCORE									
			TK	S	A	SK	YDS	TFL	YDS	QBH	NO	YDS	LG	TD	PD	FF	FR	TD	YDS	TK	S	A	FF	FR		S	A							
09/08	Bills																																L	10-31
09/18	Falcons																																W	31-27
Went from Rams to Chiefs.																																		
09/25	at Colts																															L	17-20	
10/02	at Buccaneers																																W	41-31
10/10	Raiders																																W	30-29
10/16	Bills																																L	20-24
Went from Chiefs to Vikings.																																		
10/30	Cardinals																																W	34-26
2022 TOTALS			0	0	0	0.0	0.0	0	0	0	0	0	0	0	0	0	0	0	0	0	0	0	0	0	0	0	0	0	0	0	0	0	4-3	

2023 GAME-BY-GAME REGULAR-SEASON STATISTICS (VIKINGS/GIANTS)

DATE	OPPONENT	P/S	TACKLES							INTERCEPTIONS					O. FUMB				ST					MISC		W/L/T	SCORE	
			TK	S	A	SK	YDS	TFL	YDS	QBH	NO	YDS	LG	TD	PD	FF	FR	TD	YDS	TK	S	A	FF	FR	S			A
09/10	Buccaneers																									L	17-20	
09/14	at Eagles																									L	28-34	
09/24	Chargers																									L	24-28	
10/01	at Panthers																									W	21-13	
10/08	Chiefs																									L	20-27	
10/15	at Bears																									W	19-13	
10/23	49ers																									W	22-17	
10/29	at Packers																									W	24-10	
11/05	at Falcons																									W	31-28	
11/12	Saints																									W	27-19	
11/19	at Broncos																									L	20-21	
													Went from Vikings to Giants.															
11/26	Patriots	P	0	0	0	0.0	0.0	0	0	0	0	0	0	0	1	0	0	0	0	0	0	0	0	0	0	0	W	10-7
12/11	Packers	P	0	0	0	0.0	0.0	0	0	0	0	0	0	0	0	0	0	0	1	0	0	0	0	1	0	0	W	24-22
2023 TOTALS		2-0	0	0	0	0.0	0.0	0	0	0	0	0	0	0	1	0	0	0	1	0	0	0	0	1	0	0	8-5	

2022 GAME-BY-GAME POSTSEASON STATISTICS (VIKINGS)

DATE	OPPONENT	P/S	TACKLES							INTERCEPTIONS					O. FUMB				ST					MISC		W/L	SCORE	
			TK	S	A	SK	YDS	TFL	YDS	QBH	NO	YDS	LG	TD	PD	FF	FR	TD	YDS	TK	S	A	FF	FR	S			A
01/15	Giants																									L	24-31	
2022 TOTALS			0	0	0	0.0	0.0	0	0	0	0	0	0	0	0	0	0	0	0	0	0	0	0	0	0	0	0-1	



ny

**GIANTS
STATS**

2023 TEAM STATS



WON 5, LOST 8				BRIAN DABOLL (13 GAMES)	
09/10	L	0-40	Dallas	80,809	
09/17	W	31-28	at Arizona	62,080	
09/21	L	12-30	at San Francisco	71,593	
10/02	L	3-24	Seattle	78,507	
10/08	L	16-31	at Miami	65,654	
10/15	L	9-14	at Buffalo	70,515	
10/22	W	14-7	Washington	81,671	
10/29	L	10-13 (OT)	N.Y. Jets	83,367	
11/05	L	6-30	at Las Vegas	62,082	
11/12	L	17-49	at Dallas	93,338	
11/19	W	31-19	at Washington	62,714	
11/26	W	10-7	New England	82,211	
12/11	W	24-22	Green Bay	76,637	

2023 TEAM STATISTICS			NYG	OPP.
FIRST DOWNS			202	263
Rushing			72	99
Passing			106	141
Penalty			24	23
Third Down-Made/Att			58/188	59/168
Third Down Efficiency			30.9%	35.1%
Fourth Down-Made/Att			11/24	8/15
Fourth Down Efficiency			45.8%	53.3%
TOTAL NET YARDS			3,471	4,698
Avg. Per Game			267.0	361.4
Total Plays			804	833
Avg. Per Play			4.3	5.6
NET YARDS RUSHING			1,494	1,756
Avg. Per Game			114.9	135.1
Total Rushes			362	365
Avg. Per Rush			4.1	4.8
NET YARDS PASSING			1,977	2,942
Avg. Per Game			152.1	226.3
Sacked/Yards Lost			69/366	23/176
Gross Yards			2,343	3,118
Attempts/Completions			373/248	445/280
Pct. of Completion			66.5%	62.9%
Had Intercepted			9	13
PUNTS/AVERAGE			76/46.4	57/48.5
Net Punting Average			43.2	44.1
PUNT RETURN/AVG.			24/6.2	32/5.0
KICKOFF RETURN/AVG.			13/19.2	10/26.9
INTERCEPTION RETURN/AVG.			13/23.2	9/25.9
PENALTIES/YARDS			71/580	79/661
FUMBLES/BALL LOST			21/7	18/9
TOUCHDOWNS			20	37
Rushing			6	19
Passing			12	15
Returns			2	3
EXTRA POINTS/ATTEMPTS			18/18	33/35
TWO POINT CONVERSION/ATT.			0/2	1/2
FIELD GOALS/ATTEMPTS			15/22	19/26
AVG. TIME OF POSSESSION			29:39	30:21

* SCORE BY PERIODS	Q1	Q2	Q3	Q4	OT	PTS			
TEAM	16	54	51	62	0	183			
OPONENTS	71	101	76	63	3	314			
SCORING	TD	RU	PA	RT	K-PAT	FG	2PT	S	PTS
S. Barkley	7	3	4	0	0/0	0/0	0	0	42
G. Gano	0	0	0	0	8/8	11/17	0	0	41
R. Bullock	0	0	0	0	10/10	4/5	0	0	22
I. Hodgins	3	0	3	0	0/0	0/0	0	0	18
M. Breida	1	1	0	0	0/0	0/0	0	0	6
L. Cager	1	0	1	0	0/0	0/0	0	0	6
T. DeVito	1	1	0	0	0/0	0/0	0	0	6
D. Jones	1	1	0	0	0/0	0/0	0	0	6
J. Pinnock	1	0	0	1	0/0	0/0	0	0	6
W. Robinson	1	0	1	0	0/0	0/0	0	0	6
S. Shepard	1	0	1	0	0/0	0/0	0	0	6
I. Simmons	1	0	0	1	0/0	0/0	0	0	6
D. Slayton	1	0	1	0	0/0	0/0	0	0	6
D. Waller	1	0	1	0	0/0	0/0	0	0	6
TEAM	20	6	12	2	18/18	15/22	0	0	183
OPONENTS	37	19	15	3	33/35	19/26	1	0	314

2-Pt Conv: TM 0-2, OPP 1-2
SACKS: K. Thibodeaux 11.5, D. Lawrence II 4.5, J. Ward 2.5, L. Williams 1.5, M. McFadden 1.0, J. Pinnock 1.0, D. Davidson 0.5, A. Ojulari 0.5, **TM** 23.0, **OPP** 68.0
FUM/LOST: D. Jones 4/1, E. Gray 3/0, S. Barkley 2/2, T. DeVito 2/1, T. Taylor 2/0, S. Shepard 1/1, I. Hodgins 1/1, B. McCain 1/1, G. Olszewski 1/0, M. Breida 1/0, N. McCloud 1/0, J. Schmitz Jr. 1/0, J. Hyatt 1/0, **TM** 21/7, **OPP** 18/9

* RUSHING	NO.	YDS	AVG	LONG	TD
S. Barkley	185	783	4.2	36	3
D. Jones	40	206	5.2	17	1
T. DeVito	31	154	5.0	26	1
M. Breida	52	141	2.7	9	1
T. Taylor	22	98	4.5	20	0
W. Robinson	8	63	7.9	32	0
E. Gray	13	27	2.1	8	0
G. Brightwell	9	19	2.1	5	0
D. Jackson	1	2	2.0	2	0
J. Corbin	1	1	1.0	1	0
TEAM	362	1,494	4.1	36	6
OPONENTS	365	1,756	4.8	76†	19

* RECEIVING	TAR	NO.	YDS	AVG	LONG	TD
D. Slayton	55	34	449	13.2	40†	1
W. Robinson	52	42	344	8.2	32	1
D. Waller	51	36	384	10.7	27	1
S. Barkley	44	31	183	5.9	32†	4
J. Hyatt	31	19	343	18.1	58	0
I. Hodgins	27	17	176	10.4	24	3
P. Campbell	27	20	104	5.2	17	0
D. Bellinger	17	15	160	10.7	26	0
M. Breida	17	14	74	5.3	22	0
S. Shepard	16	7	39	5.6	13	1
G. Brightwell	7	5	47	9.4	18	0
L. Cager	4	3	27	9.0	10†	1
J. Corbin	3	3	12	4.0	7	0
E. Gray	1	1	1	1.0	1	0
B. Bredeson	1	1	0	0.0	0	0
TEAM	353	248	2,343	9.4	58	12
OPONENTS	424	280	3,118	11.1	69†	15

* INTERCEPTIONS	NO.	YDS	AVG	LONG	TD
J. Pinnock	2	123	61.5	102†	1
B. Okereke	2	62	31.0	55	0
D. Holmes	2	13	6.5	11	0
D. Banks	2	6	3.0	6	0
I. Simmons	1	54	54.0	54†	1
C. Flott	1	21	21.0	21	0
X. McKinney	1	18	18.0	18	0
M. McFadden	1	5	5.0	5	0
N. McCloud	1	0	0.0	0	0
TEAM	13	302	23.2	102†	2
OPONENTS	9	233	25.9	97†	2

* FUMBLES	FUM	LST	FF	REC	TD
S. Barkley	2	2	0	0	0
D. Jones	4	1	0	2	0
S. Shepard	1	1	0	0	0
I. Hodgins	1	1	0	0	0
T. DeVito	2	1	0	1	0
B. McCain	1	1	0	0	0
M. Breida	1	0	0	0	0
P. Campbell	0	0	0	1	0
J. Hyatt	1	0	0	0	0
N. McCloud	1	0	1	3	0
J. Schmitz Jr.	1	0	0	0	0
T. Taylor	2	0	0	2	0
E. Gray	3	0	0	0	0
W. Robinson	0	0	0	1	0
M. Glowinski	0	0	0	1	0
J. Ezeudu	0	0	0	2	0
G. Olszewski	1	0	0	0	0
TEAM	21	7	1	13	0
OPONENTS	18	9	0	4	0

* PUNTING	NO.	YDS	AVG	NET	TB	IN	LG	B
J. Gillan	76	3,526	46.4	43.2	4	28	74	0
TEAM	76	3,526	46.4	43.2	4	28	74	0
OPONENTS	57	2,762	48.5	44.1	5	22	69	0

* PUNT RETURNS	RET	FC	YDS	AVG	LONG	TD
G. Olszewski	12	6	111	9.3	17	0
E. Gray	7	5	28	4.0	14	0
S. Shepard	3	2	10	3.3	5	0
A. Jackson	0	1	0	0.0	0	0
B. McCain	1	0	0	0.0	0	0
N. McCloud	1	0	0	0.0	0	0
D. Slayton	0	1	0	0.0	0	0
TEAM	24	15	149	6.2	17	0
OPONENTS	32	26	161	5.0	23	0

* KICKOFF RETURNS	NO.	YDS	AVG	LONG	TD
P. Campbell	8	191	23.9	36	0

PLAYER	SOLO	ASSISTS	TT	SACKS	YDS	INTS	YDS	PD	TFL	QBH	FF	FR	ST FF	ST FR	SAFETY	DEF TD
Jihad Ward	11	5	16	2.5	12.0	0	0	0	3	7	0	1	0	0	0	0
Dexter Lawrence II	25	19	44	4.5	36.5	0	0	2	4	19	0	0	0	0	0	0
Adoree' Jackson	31	9	40	0.0	0.0	0	0	5	0	0	0	0	0	0	0	0
Leonard Williams	13	8	21	1.5	12.0	0	0	1	1	5	0	0	0	0	0	0
Kayvon Thibodeaux	22	22	44	11.5	93.0	0	0	3	12	14	3	1	0	0	0	0
Tre Hawkins III	19	10	29	0.0	0.0	0	0	1	0	0	0	0	0	0	0	0
Cor'Dale Flott	19	7	26	0.0	0.0	1	21	4	0	0	1	0	0	0	0	0
Deonte Banks	44	11	55	0.0	0.0	2	6	11	2	0	0	0	0	0	0	0
Jason Pinnock	47	22	69	1.0	8.0	2	123	6	5	3	1	0	0	0	0	1
Dane Belton	9	9	18	0.0	0.0	0	0	0	0	1	0	0	0	0	0	0
Xavier McKinney	62	28	90	0.0	0.0	1	18	8	1	0	1	2	0	0	0	0
Isaiah Simmons	23	10	33	0.0	0.0	1	54	2	1	0	0	0	0	0	0	1
Bobby Okereke	75	44	119	0.0	0.0	2	62	8	9	2	4	0	0	0	0	0
D.J. Davidson	4	7	11	0.5	3.0	0	0	2	1	1	0	0	0	0	0	0
Oshane Ximines	1	3	4	0.0	0.0	0	0	0	0	2	0	0	0	0	0	0
Boogie Basham	4	5	9	0.0	0.0	0	0	0	0	0	0	0	0	0	0	0
A'Shawn Robinson	22	22	44	0.0	0.0	0	0	1	5	0	0	0	0	0	0	0
Micah McFadden	45	31	76	1.0	6.5	1	5	3	10	6	0	3	0	0	0	0
Nick McCloud	6	1	7	0.0	0.0	1	0	2	0	0	0	0	1	3	0	0
Rakeem Nuñez-Roches	10	7	17	0.0	0.0	0	0	1	1	0	0	0	0	0	0	0
Darnay Holmes	10	1	11	0.0	0.0	2	13	3	1	0	0	0	1	0	0	0
Azeez Ojulari	2	6	8	0.5	5.0	0	0	0	1	4	0	0	0	0	0	0
Jordon Riley	2	0	2	0.0	0.0	0	0	0	1	0	0	0	0	0	0	0
Bobby McCain	0	0	0	0.0	0.0	0	0	1	0	0	0	0	0	0	0	0
Benton Whitley	0	0	0	0.0	0.0	0	0	1	0	0	0	0	0	1	0	0
Cam Brown	0	0	0	0.0	0.0	0	0	0	0	0	0	0	1	0	0	0
Gervarrius Owens	0	0	0	0.0	0.0	0	0	0	0	0	0	0	0	1	0	0
2023 TOTALS	506	287	793	20.0	175.0	13	302	65	58	64	10	7	3	5	0	2

2022 REGULAR SEASON RECORDS

GIANTS AT METLIFE STADIUM	3-3	IN SEPTEMBER	1-2
GIANTS ON THE ROAD	2-5	IN OCTOBER	1-4
GIANTS ON GRASS	2-3	IN NOVEMBER	2-2
GIANTS ON ARTIFICIAL TURF	3-5	IN DECEMBER	1-0
		ON SUNDAY NIGHT	0-2
		ON THURSDAY NIGHT	0-1
		ON MONDAY NIGHT	1-1
		DAY GAMES	4-4
GIANTS SCORE FIRST	3-3		
OPPONENT SCORES FIRST	2-5		
GIANTS SCORE ON FIRST POSSESSION	0-2		
GIANTS SCORE 20 OR MORE POINTS	3-0	NIGHT GAMES	1-4
GIANTS SCORE 19 OR LESS POINTS	2-8		
GIANTS ALLOW 20 OR MORE	2-6	VS. NFC EAST OVERALL	2-2
GIANTS ALLOW 19 OR LESS POINTS	3-2	VS. NFC EAST AT HOME	1-1
		VS. NFC EAST ON THE ROAD	1-1
GIANTS LEAD AFTER 1ST QUARTER	1-1		
GIANTS TRAIL AFTER 1ST QUARTER	2-6	VS. NFC	4-4
SCORE TIED AFTER 1ST QUARTER	2-1		
GIANTS LEAD AT HALFTIME	3-1	VS. NFC NORTH	1-0
GIANTS TRAIL AT HALFTIME	2-7	VS. NFC WEST	1-2
GIANTS LEAD AFTER 3RD QUARTER	3-2	VS. AFC	1-4
GIANTS TRAIL AFTER 3RD QUARTER	1-6	VS. AFC EAST	1-3
SCORE TIED AFTER 3RD QUARTER	1-0		
GAME GOES TO OVERTIME	0-1		
		VS. AFC WEST	0-1
GIANTS HAVE + TURNOVER RATIO	3-4		
GIANTS HAVE - TURNOVER RATIO	2-4		
GIANTS HAVE 30:00+TOP	0-6		
GIANTS HAVE LESS THAN 30:00 TOP	5-2		
GIANTS HAVE 100-YARD RUSHER	0-1		
GIANTS HAVE 300 NET PASSING YARDS	1-0		
GIANTS HAVE 1 100-YARD RECEIVER	1-0		
GIANTS WIN COIN TOSS	1-4		
GIANTS LOSE COIN TOSS	4-4		

GIANTS

DATE	OPPONENT	1Q	2Q	1H	3Q	4Q	2H	OT	TOTAL
09/10	Dallas	0	0	0	0	0	0	--	0
09/17	at Arizona	0	0	0	14	17	31	--	31
09/21	at San Francisco	3	3	6	6	0	6	--	12
10/02	Seattle	0	3	3	0	0	0	--	3
10/08	at Miami	0	10	10	3	3	6	--	16
10/15	at Buffalo	3	3	6	0	3	3	--	9
10/22	Washington	0	14	14	0	0	0	--	14
10/29	N.Y. Jets	3	0	3	7	0	7	0	10
11/05	at Las Vegas	0	0	0	0	6	6	--	6
11/12	at Dallas	0	0	0	7	10	17	--	17
11/19	at Washington	7	7	14	0	17	17	--	31
11/26	New England	0	7	7	0	3	3	--	10
12/11	Green Bay	0	7	7	14	3	17	--	24
12/17	at New Orleans	--	--	--	--	--	--	--	--
12/25	at Philadelphia	--	--	--	--	--	--	--	--
12/31	L.A. Rams	--	--	--	--	--	--	--	--
01/07	Philadelphia	--	--	--	--	--	--	--	--
TOTALS		16	54	70	51	62	113	0	183

OPPONENTS

DATE	OPPONENT	1Q	2Q	1H	3Q	4Q	2H	OT	TOTAL
09/10	Dallas	16	10	26	7	7	14	--	40
09/17	at Arizona	7	13	20	8	0	8	--	28
09/21	at San Francisco	3	14	17	3	10	13	--	30
10/02	Seattle	7	7	14	7	3	10	--	24
10/08	at Miami	7	10	17	14	0	14	--	31
10/15	at Buffalo	0	0	0	0	14	14	--	14
10/22	Washington	0	0	0	7	0	7	--	7
10/29	N.Y. Jets	7	0	7	0	3	3	3	13
11/05	at Las Vegas	7	17	24	3	3	6	--	30
11/12	at Dallas	7	21	28	14	7	21	--	49
11/19	at Washington	3	6	9	3	7	10	--	19
11/26	New England	0	0	0	7	0	7	--	7
12/11	Green Bay	7	3	10	3	9	12	--	22
12/17	at New Orleans	--	--	--	--	--	--	--	--
12/25	at Philadelphia	--	--	--	--	--	--	--	--
12/31	L.A. Rams	--	--	--	--	--	--	--	--
01/07	Philadelphia	--	--	--	--	--	--	--	--
TOTALS		71	101	172	76	63	139	3	314

2023 REGULAR SEASON GIANTS GAME-BY-GAME OFFENSE

	9/10	9/17	9/21	10/2	10/8	10/15	10/22	10/29	11/5	11/12	11/19	11/26	12/11	12/17	12/25	12/31	1/7	Totals
	DAL	@ ARI	@ SF	SEA	@ MIA	@ BUF	WAS	NYJ	@ LV	@ DAL	@ WAS	NE	GB	@ NO	@ PHI	LAR	PHI	Totals
FIRST DOWNS																		
Total	14	26	10	17	15	20	16	12	15	16	13	10	18					202
Rushing	6	10	2	7	3	5	5	7	5	7	3	3	9					72
Passing	5	15	6	9	10	11	10	0	10	5	10	7	8					106
Penalty	3	1	2	1	2	4	1	5	0	4	0	0	1					24
THIRD DOWNS																		
Attempts	16	12	12	16	17	19	16	19	12	12	14	13	10					188
Converted	5	7	3	6	5	10	5	2	3	0	5	4	3					58
Percentage	31.3%	58.3%	25.0%	37.5%	29.4%	52.6%	31.3%	10.5%	25.0%	0.0%	35.7%	30.8%	30.0%					30.9%
FOURTH DOWNS																		
Attempts	5	1	0	4	2	2	0	0	5	3	1	0	1					24
Converted	3	1	0	2	1	1	0	0	1	2	0	0	0					11
Percentage	60.0%	100.0%	0	50.0%	50.0%	50.0%	0	0	20.0%	66.7%	0.0%	0	0.0%					45.8%
TOT. OFFENSE																		
Net Yards	171	439	150	248	268	317	356	194	277	172	292	220	367					3,471
Plays	65	67	46	74	68	73	65	70	62	55	54	50	55					804
Avg./Play	2.6	6.6	3.3	3.4	3.9	4.3	5.5	2.8	4.5	3.1	5.4	4.4	6.7					4.3
RUSHING																		
Net Yards	108	127	29	112	85	132	106	203	123	111	91	58	209					1,494
Rush. Att.	28	27	11	29	29	34	32	52	25	23	19	19	34					362
Avg./Att.	3.9	4.7	2.6	3.9	2.9	3.9	3.3	3.9	4.9	4.8	4.8	3.1	6.1					4.1
PASSING																		
Net Yards	63	312	121	136	183	185	250	-9	154	61	201	162	158					1,977
Attempts	30	37	33	34	32	36	29	14	29	27	26	25	21					373
Completions	17	26	22	27	23	24	18	6	19	14	18	17	17					248
Intercepted	2	1	1	2	0	0	0	0	2	1	0	0	0					9
Gross Yards	110	321	137	203	205	200	279	7	200	86	246	191	158					2,343
Sacked	7.0	3.0	2.0	11.0	7.0	3.0	4.0	4.0	8.0	5.0	9.0	6.0	0.0					69.0
Yards Lost	47	9	16	67	22	15	29	16	46	25	45	29	0					366
ADVANCES																		
Rushes	28	27	11	29	29	34	32	52	25	23	19	19	34					362
Completions	17	26	22	27	23	24	18	6	19	14	18	17	17					248
Totals	45	53	33	56	52	58	50	58	44	37	37	36	51					610
Total Drives	12	10	10	12	9	10	14	17	13	13	12	12	12					156
PENALTIES																		
Number	6	9	6	6	6	9	4	6	3	2	5	4	5					71
Yards	72	75	37	45	43	65	40	73	8	5	33	37	47					580
FUMBLES																		
Number	5	0	0	3	1	1	3	2	1	0	0	3	2					21
Lost	1	0	0	1	0	0	2	0	0	0	0	1	2					7
PUNTING																		
Yards	160	111	316	268	161	202	395	549	169	350	318	363	164					3,526
Punts	3	3	6	5	4	4	8	13	4	7	7	8	4					76
Net Avg.	47.7	37.0	49.0	45.0	40.3	49.8	45.3	40.7	40.8	45.9	42.6	40.3	39.3					43.2
Gross Avg.	53.3	37.0	52.7	53.6	40.3	50.5	49.4	42.2	42.3	50.0	45.4	45.4	41.0					46.4
SCORING																		
Points	0	31	12	3	16	9	14	10	6	17	31	10	24					183
Q1	0	0	3	0	0	3	0	3	0	0	7	0	0					16
Q2	0	0	3	3	10	3	14	0	0	0	7	7	7					54
Q3	0	14	6	0	3	0	0	7	0	7	0	0	14					51
Q4	0	17	0	0	3	3	0	0	6	10	17	3	3					62
OT	0	0	0	0	0	0	0	0	0	0	0	0	0					0
TD Rushing	0	2	1	0	0	0	0	1	0	0	0	0	2					6
TD Passing	0	2	0	0	0	0	2	0	1	2	3	1	1					12
TD KO Returns	0	0	0	0	0	0	0	0	0	0	0	0	0					0
TD Punt Returns	0	0	0	0	0	0	0	0	0	0	0	0	0					0
TD Sp. Teams	0	0	0	0	0	0	0	0	0	0	0	0	0					0
TD Def. Returns	0	0	0	0	1	0	0	0	0	0	1	0	0					2
FG Attempts	2	1	2	1	4	3	1	3	0	1	1	1	2					22
FG Made	0	1	2	1	3	3	0	1	0	1	1	1	1					15
Safety	0	0	0	0	0	0	0	0	0	0	0	0	0					0
2-Pt Attempts	0	0	1	0	0	0	0	0	1	0	0	0	0					2
2-Pt Made	0	0	0	0	0	0	0	0	0	0	0	0	0					0
Time of Possession	33:28	29:23	20:50	36:00	35:59	31:24	28:46	38:13	31:04	22:39	25:09	25:54	28:54					387:43

2023 REGULAR SEASON GIANTS GAME-BY-GAME OFFENSE

	9/10	9/17	9/21	10/2	10/8	10/15	10/22	10/29	11/5	11/12	11/19	11/26	12/11	12/17	12/25	12/31	1/7	Totals
	DAL	@ ARI	@ SF	SEA	@ MIA	@ BUF	WAS	NYJ	@ LV	@ DAL	@ WAS	NE	GB	@ NO	@ PHI	LAR	PHI	Totals

2023 GAME-BY-GAME OFFENSE



FIRST DOWNS														
Total	14	26	10	17	15	20	16	12	15	16	13	10	18	202
Rushing	6	10	2	7	3	5	5	7	5	7	3	3	9	72
Passing	5	15	6	9	10	11	10	0	10	5	10	7	8	106
Penalty	3	1	2	1	2	4	1	5	0	4	0	0	1	24
THIRD DOWNS														
Attempts	16	12	12	16	17	19	16	19	12	12	14	13	10	188
Converted	5	7	3	6	5	10	5	2	3	0	5	4	3	58
Percentage	31.3%	58.3%	25.0%	37.5%	29.4%	52.6%	31.3%	10.5%	25.0%	0.0%	35.7%	30.8%	30.0%	30.9%
FOURTH DOWNS														
Attempts	5	1	0	4	2	2	0	0	5	3	1	0	1	24
Converted	3	1	0	2	1	1	0	0	1	2	0	0	0	11
Percentage	60.0%	100.0%	0	50.0%	50.0%	50.0%	0	0	20.0%	66.7%	0.0%	0	0.0%	45.8%
TOT. OFFENSE														
Net Yards	171	439	150	248	268	317	356	194	277	172	292	220	367	3,471
Plays	65	67	46	74	68	73	65	70	62	55	54	50	55	804
Avg./Play	2.6	6.6	3.3	3.4	3.9	4.3	5.5	2.8	4.5	3.1	5.4	4.4	6.7	4.3
RUSHING														
Net Yards	108	127	29	112	85	132	106	203	123	111	91	58	209	1,494
Rush. Att.	28	27	11	29	29	34	32	52	25	23	19	19	34	362
Avg./Att.	3.9	4.7	2.6	3.9	2.9	3.9	3.3	3.9	4.9	4.8	4.8	3.1	6.1	4.1
PASSING														
Net Yards	63	312	121	136	183	185	250	-9	154	61	201	162	158	1,977
Attempts	30	37	33	34	32	36	29	14	29	27	26	25	21	373
Completions	17	26	22	27	23	24	18	6	19	14	18	17	17	248
Intercepted	2	1	1	2	0	0	0	0	2	1	0	0	0	9
Gross Yards	110	321	137	203	205	200	279	7	200	86	246	191	158	2,343
Sacked	7.0	3.0	2.0	11.0	7.0	3.0	4.0	4.0	8.0	5.0	9.0	6.0	0.0	69.0
Yards Lost	47	9	16	67	22	15	29	16	46	25	45	29	0	366
ADVANCES														
Rushes	28	27	11	29	29	34	32	52	25	23	19	19	34	362
Completions	17	26	22	27	23	24	18	6	19	14	18	17	17	248
Totals	45	53	33	56	52	58	50	58	44	37	37	36	51	610
Total Drives	12	10	10	12	9	10	14	17	13	13	12	12	12	156
PENALTIES														
Number	6	9	6	6	6	9	4	6	3	2	5	4	5	71
Yards	72	75	37	45	43	65	40	73	8	5	33	37	47	580
FUMBLES														
Number	5	0	0	3	1	1	3	2	1	0	0	3	2	21
Lost	1	0	0	1	0	0	2	0	0	0	0	1	2	7
PUNTING														
Yards	160	111	316	268	161	202	395	549	169	350	318	363	164	3,526
Punts	3	3	6	5	4	4	8	13	4	7	7	8	4	76
Net Avg.	47.7	37.0	49.0	45.0	40.3	49.8	45.3	40.7	40.8	45.9	42.6	40.3	39.3	43.2
Gross Avg.	53.3	37.0	52.7	53.6	40.3	50.5	49.4	42.2	42.3	50.0	45.4	45.4	41.0	46.4
SCORING														
Points	0	31	12	3	16	9	14	10	6	17	31	10	24	183
Q1	0	0	3	0	0	3	0	3	0	0	7	0	0	16
Q2	0	0	3	3	10	3	14	0	0	0	7	7	7	54
Q3	0	14	6	0	3	0	0	7	0	7	0	0	14	51
Q4	0	17	0	0	3	3	0	0	6	10	17	3	3	62
OT	0	0	0	0	0	0	0	0	0	0	0	0	0	0
TD Rushing	0	2	1	0	0	0	0	1	0	0	0	0	2	6
TD Passing	0	2	0	0	0	0	2	0	1	2	3	1	1	12
TD KO Returns	0	0	0	0	0	0	0	0	0	0	0	0	0	0
TD Punt Returns	0	0	0	0	0	0	0	0	0	0	0	0	0	0
TD Sp. Teams	0	0	0	0	0	0	0	0	0	0	0	0	0	0
TD Def. Returns	0	0	0	0	1	0	0	0	0	0	1	0	0	2
FG Attempts	2	1	2	1	4	3	1	3	0	1	1	1	2	22
FG Made	0	1	2	1	3	3	0	1	0	1	1	1	1	15
Safety	0	0	0	0	0	0	0	0	0	0	0	0	0	0
2-Pt Attempts	0	0	1	0	0	0	0	0	1	0	0	0	0	2
2-Pt Made	0	0	0	0	0	0	0	0	0	0	0	0	0	0
Time of Possession	33:28	29:23	20:50	36:00	35:59	31:24	28:46	38:13	31:04	22:39	25:09	25:54	28:54	387:43

GIANTS													
Date	Opponent	3rd & 1	3rd & 2	3rd & 3	3rd & 4	3rd & 5	3rd & 6	3rd & 7	3rd & 8	3rd & 9	3rd & 10+	Total	Ttl %
9/10	Dallas	3 / 3	0 / 1	1 / 2	0 / 0	1 / 1	0 / 0	0 / 1	0 / 1	0 / 1	0 / 6	5 / 16	31.25
9/17	at Arizona	4 / 4	0 / 1	0 / 0	0 / 1	0 / 0	0 / 0	0 / 1	0 / 0	1 / 1	2 / 4	7 / 12	58.33
9/21	at San Francisco	1 / 1	1 / 2	0 / 1	1 / 1	0 / 0	0 / 1	0 / 1	0 / 1	0 / 1	0 / 3	3 / 12	25.00
10/2	Seattle	0 / 0	2 / 2	0 / 2	2 / 2	0 / 1	1 / 1	1 / 2	0 / 1	0 / 0	0 / 5	6 / 16	37.50
10/8	at Miami	1 / 1	0 / 1	0 / 4	0 / 0	0 / 0	2 / 3	0 / 2	0 / 1	1 / 2	1 / 3	5 / 17	29.41
10/15	at Buffalo	2 / 4	1 / 1	1 / 1	2 / 3	0 / 0	1 / 2	1 / 1	1 / 2	1 / 1	0 / 4	10 / 19	52.63
10/22	Washington	1 / 1	1 / 3	0 / 1	0 / 0	1 / 1	1 / 2	0 / 1	0 / 0	0 / 1	1 / 6	5 / 16	31.25
10/29	N.Y. Jets	0 / 0	0 / 0	0 / 3	0 / 3	0 / 1	2 / 3	0 / 2	0 / 1	0 / 1	0 / 5	2 / 19	10.53
11/5	at Las Vegas	0 / 0	1 / 1	0 / 2	1 / 2	1 / 2	0 / 0	0 / 0	0 / 2	0 / 0	0 / 3	3 / 12	25.00
11/12	at Dallas	0 / 0	0 / 0	0 / 1	0 / 1	0 / 0	0 / 0	0 / 1	0 / 1	0 / 1	0 / 7	0 / 12	0.00
11/19	at Washington	1 / 1	0 / 1	0 / 0	0 / 0	1 / 1	0 / 0	0 / 0	1 / 1	0 / 1	2 / 9	5 / 14	35.71
11/26	New England	1 / 1	0 / 2	0 / 1	0 / 0	0 / 0	0 / 0	0 / 1	1 / 1	0 / 0	2 / 7	4 / 13	30.77
12/11	Green Bay	1 / 2	0 / 0	0 / 1	0 / 1	0 / 0	0 / 1	1 / 1	0 / 1	1 / 2	0 / 1	3 / 10	30.00
12/17	at New Orleans	--	--	--	--	--	--	--	--	--	--	--	--
12/25	at Philadelphia	--	--	--	--	--	--	--	--	--	--	--	--
12/31	L.A. Rams	--	--	--	--	--	--	--	--	--	--	--	--
1/7	Philadelphia	--	--	--	--	--	--	--	--	--	--	--	--
TOTALS		15 / 18	6 / 15	2 / 19	6 / 14	4 / 7	7 / 13	3 / 14	3 / 13	4 / 12	8 / 63	58 / 188	30.85
		83.3%	40.0%	10.5%	42.9%	57.1%	53.8%	21.4%	23.1%	33.3%	12.7%	30.9%	--

OPPONENT													
Date	Opponent	3rd & 1	3rd & 2	3rd & 3	3rd & 4	3rd & 5	3rd & 6	3rd & 7	3rd & 8	3rd & 9	3rd & 10+	Total	Ttl %
9/10	Dallas	1 / 1	1 / 2	0 / 1	1 / 1	0 / 0	1 / 2	2 / 2	0 / 2	0 / 0	0 / 2	6 / 13	46.15
9/17	at Arizona	1 / 1	0 / 0	0 / 0	0 / 0	1 / 1	0 / 1	1 / 1	0 / 0	0 / 1	1 / 5	4 / 10	40.00
9/21	at San Francisco	2 / 2	1 / 1	0 / 1	1 / 1	1 / 2	1 / 1	0 / 0	1 / 2	0 / 1	2 / 5	9 / 16	56.25
10/2	Seattle	2 / 2	0 / 1	0 / 0	0 / 0	0 / 1	0 / 1	0 / 1	0 / 3	0 / 0	1 / 3	3 / 12	25.00
10/8	at Miami	0 / 1	0 / 0	1 / 1	1 / 3	0 / 0	1 / 1	0 / 1	0 / 0	0 / 1	0 / 0	3 / 8	37.50
10/15	at Buffalo	1 / 1	3 / 3	1 / 1	0 / 0	0 / 0	1 / 1	0 / 3	0 / 0	0 / 1	0 / 2	6 / 12	50.00
10/22	Washington	0 / 1	0 / 0	0 / 1	0 / 1	0 / 2	0 / 1	0 / 1	0 / 0	1 / 2	0 / 6	1 / 15	6.67
10/29	N.Y. Jets	0 / 3	0 / 1	0 / 0	0 / 1	0 / 2	0 / 2	0 / 0	0 / 1	0 / 0	2 / 5	2 / 15	13.33
11/5	at Las Vegas	2 / 3	1 / 1	0 / 0	0 / 1	1 / 3	0 / 2	0 / 2	0 / 0	0 / 0	1 / 2	5 / 14	35.71
11/12	at Dallas	1 / 2	0 / 1	0 / 0	1 / 1	1 / 2	1 / 1	0 / 1	0 / 0	1 / 3	1 / 1	6 / 12	50.00
11/19	at Washington	0 / 1	2 / 3	3 / 3	0 / 0	0 / 1	0 / 0	0 / 0	0 / 1	0 / 0	0 / 4	5 / 13	38.46
11/26	New England	0 / 0	0 / 0	0 / 0	1 / 3	1 / 1	1 / 1	0 / 3	0 / 2	0 / 1	1 / 3	4 / 14	28.57
12/11	Green Bay	1 / 1	0 / 1	0 / 1	1 / 2	2 / 3	1 / 2	0 / 0	0 / 0	0 / 0	0 / 4	5 / 14	35.71
12/17	at New Orleans	--	--	--	--	--	--	--	--	--	--	--	--
12/25	at Philadelphia	--	--	--	--	--	--	--	--	--	--	--	--
12/31	L.A. Rams	--	--	--	--	--	--	--	--	--	--	--	--
1/7	Philadelphia	--	--	--	--	--	--	--	--	--	--	--	--
TOTALS		11 / 19	8 / 14	5 / 9	6 / 14	7 / 18	7 / 16	3 / 15	1 / 11	2 / 10	9 / 42	59 / 168	35.12
		57.9%	57.1%	55.6%	42.9%	38.9%	43.8%	20.0%	9.1%	20.0%	21.4%	35.1%	--

2023 REGULAR SEASON GIANTS GAME-BY-GAME OFFENSE																		
	09/10	09/17	09/21	10/02	10/08	10/15	10/22	10/29	11/05	11/12	11/19	11/26	12/11	12/17	12/25	12/31	01/07	Totals
	DAL	@ ARI	@ SF	SEA	@ MIA	@ BUF	WAS	NYJ	@ LV	@ DAL	WAS	NE	GB	@ NO	@ PHI	LAR	PHI	
FIRST DOWNS																		
Total	14	26	10	17	15	20	16	12	15	16	13	10	18					202
Rushing	6	10	2	7	3	5	5	7	5	7	3	3	9					72
Passing	5	15	6	9	10	11	10	0	10	5	10	7	8					106
Penalty	3	1	2	1	2	4	1	5	0	4	0	0	1					24
THIRD DOWNS																		
Attempts	16	12	12	16	17	19	16	19	12	12	14	13	10					188
Converted	5	7	3	6	5	10	5	2	3	0	5	4	3					58
Percentage	31.3%	58.3%	25.0%	37.5%	29.4%	52.6%	31.3%	10.5%	25.0%	0.0%	35.7%	30.8%	30.0%					30.9%
FOURTH DOWNS																		
Attempts	5	1	0	4	2	2	0	0	5	3	1	0	1					24
Converted	3	1	0	2	1	1	0	0	1	2	0	0	0					11
Percentage	60.0%	100.0%	0	50.0%	50.0%	50.0%	0	0	20.0%	66.7%	0.0%	0	0.0%					45.8%
TOT. OFFENSE																		
Net Yards	171	439	150	248	268	317	356	194	277	172	292	220	367					3,471
Plays	65	67	46	74	68	73	65	70	62	55	54	50	55					804
Avg./Play	2.6	6.6	3.3	3.4	3.9	4.3	5.5	2.8	4.5	3.1	5.4	4.4	6.7					4.3
RUSHING																		
Net Yards	108	127	29	112	85	132	106	203	123	111	91	58	209					1,494
Rush. Att.	28	27	11	29	29	34	32	52	25	23	19	19	34					362
Avg./Att.	3.9	4.7	2.6	3.9	2.9	3.9	3.3	3.9	4.9	4.8	4.8	3.1	6.1					4.1
PASSING																		
Net Yards	63	312	121	136	183	185	250	-9	154	61	201	162	158					1,977
Attempts	30	37	33	34	32	36	29	14	29	27	26	25	21					373
Completions	17	26	22	27	23	24	18	6	19	14	18	17	17					248
Intercepted	2	1	1	2	0	0	0	0	2	1	0	0	0					9
Gross Yards	110	321	137	203	205	200	279	7	200	86	246	191	158					2,343
Sacked	7.0	3.0	2.0	11.0	7.0	3.0	4.0	4.0	8.0	5.0	9.0	6.0	0.0					69.0
Yards Lost	47	9	16	67	22	15	29	16	46	25	45	29	0					366
ADVANCES																		
Rushes	28	27	11	29	29	34	32	52	25	23	19	19	34					362
Completions	17	26	22	27	23	24	18	6	19	14	18	17	17					248
Totals	45	53	33	56	52	58	50	58	44	37	37	36	51					610
Total Drives	12	10	10	12	9	10	14	17	13	13	12	12	12					156
PENALTIES																		
Number	6	9	6	6	6	9	4	6	3	2	5	4	5					71
Yards	72	75	37	45	43	65	40	73	8	5	33	37	47					580
FUMBLES																		
Number	5	0	0	3	1	1	3	2	1	0	0	3	2					21
Lost	1	0	0	1	0	0	2	0	0	0	0	1	2					7
PUNTING																		
Yards	160	111	316	268	161	202	395	549	169	350	318	363	164					3,526
Punts	3	3	6	5	4	4	8	13	4	7	7	8	4					76
Net Avg.	47.7	37.0	49.0	45.0	40.3	49.8	45.3	40.7	40.8	45.9	42.6	40.3	39.3					43.2
Gross Avg.	53.3	37.0	52.7	53.6	40.3	50.5	49.4	42.2	42.3	50.0	45.4	45.4	41.0					46.4

SCORING																		
Points	0	31	12	3	16	9	14	10	6	17	31	10	24		183			
Q1	0	0	3	0	0	3	0	3	0	0	7	0	0		16			
Q2	0	0	3	3	10	3	14	0	0	0	7	7	7		54			
Q3	0	14	6	0	3	0	0	7	0	7	0	0	14		51			
Q4	0	17	0	0	3	3	0	0	6	10	17	3	3		62			
OT	0	0	0	0	0	0	0	0	0	0	0	0	0		0			
TD Rushing	0	2	1	0	0	0	0	1	0	0	0	0	2		6			
TD Passing	0	2	0	0	0	0	2	0	1	2	3	1	1		12			
TD KO Returns	0	0	0	0	0	0	0	0	0	0	0	0	0		0			
TD Punt Returns	0	0	0	0	0	0	0	0	0	0	0	0	0		0			
TD Sp. Teams	0	0	0	0	0	0	0	0	0	0	0	0	0		0			
TD Def. Returns	0	0	0	0	1	0	0	0	0	0	1	0	0		2			
FG Attempts	2	1	2	1	4	3	1	3	0	1	1	1	2		22			
FG Made	0	1	2	1	3	3	0	1	0	1	1	1	1		15			
Safety	0	0	0	0	0	0	0	0	0	0	0	0	0		0			
2-Pt Attempts	0	0	1	0	0	0	0	0	1	0	0	0	0		2			
2-Pt Made	0	0	0	0	0	0	0	0	0	0	0	0	0		0			
Time of Possession	33:28	29:23	20:50	36:00	35:59	31:24	28:46	38:13	31:04	22:39	25:09	25:54	28:54		387:43			
2023 REGULAR SEASON GIANTS GAME-BY-GAME OFFENSE																		
	09/10	09/17	09/21	10/02	10/08	10/15	10/22	10/29	11/05	11/12	11/19	11/26	12/11	12/17	12/25	12/31	01/07	
		@	@		@	@			@	@	@			@	@			Totals
	DAL	ARI	SF	SEA	MIA	BUF	WAS	NYJ	LV	DAL	WAS	NE	GB	NO	PHI	LAR	PHI	
FIRST DOWNS																		
Total	14	26	10	17	15	20	16	12	15	16	13	10	18					202
Rushing	6	10	2	7	3	5	5	7	5	7	3	3	9					72
Passing	5	15	6	9	10	11	10	0	10	5	10	7	8					106
Penalty	3	1	2	1	2	4	1	5	0	4	0	0	1					24
THIRD DOWNS																		
Attempts	16	12	12	16	17	19	16	19	12	12	14	13	10					188
Converted	5	7	3	6	5	10	5	2	3	0	5	4	3					58
Percentage	31.3%	58.3%	25.0%	37.5%	29.4%	52.6%	31.3%	10.5%	25.0%	0.0%	35.7%	30.8%	30.0%					30.9%
FOURTH DOWNS																		
Attempts	5	1	0	4	2	2	0	0	5	3	1	0	1					24
Converted	3	1	0	2	1	1	0	0	1	2	0	0	0					11
Percentage	60.0%	100.0%	0	50.0%	50.0%	50.0%	0	0	20.0%	66.7%	0.0%	0	0.0%					45.8%
TOT. OFFENSE																		
Net Yards	171	439	150	248	268	317	356	194	277	172	292	220	367					3,471
Plays	65	67	46	74	68	73	65	70	62	55	54	50	55					804
Avg./Play	2.6	6.6	3.3	3.4	3.9	4.3	5.5	2.8	4.5	3.1	5.4	4.4	6.7					4.3
RUSHING																		
Net Yards	108	127	29	112	85	132	106	203	123	111	91	58	209					1,494
Rush. Att.	28	27	11	29	29	34	32	52	25	23	19	19	34					362
Avg./Att.	3.9	4.7	2.6	3.9	2.9	3.9	3.3	3.9	4.9	4.8	4.8	3.1	6.1					4.1
PASSING																		
Net Yards	63	312	121	136	183	185	250	-9	154	61	201	162	158					1,977
Attempts	30	37	33	34	32	36	29	14	29	27	26	25	21					373
Completions	17	26	22	27	23	24	18	6	19	14	18	17	17					248
Intercepted	2	1	1	2	0	0	0	0	2	1	0	0	0					9
Gross Yards	110	321	137	203	205	200	279	7	200	86	246	191	158					2,343
Sacked	7.0	3.0	2.0	11.0	7.0	3.0	4.0	4.0	8.0	5.0	9.0	6.0	0.0					69.0
Yards Lost	47	9	16	67	22	15	29	16	46	25	45	29	0					366
ADVANCES																		
Rushes	28	27	11	29	29	34	32	52	25	23	19	19	34					362
Completions	17	26	22	27	23	24	18	6	19	14	18	17	17					248
Totals	45	53	33	56	52	58	50	58	44	37	37	36	51					610
Total Drives	12	10	10	12	9	10	14	17	13	13	12	12	12					156
PENALTIES																		
Number	6	9	6	6	6	9	4	6	3	2	5	4	5					71
Yards	72	75	37	45	43	65	40	73	8	5	33	37	47					580

FUMBLES														
Number	5	0	0	3	1	1	3	2	1	0	0	3	2	21
Lost	1	0	0	1	0	0	2	0	0	0	0	1	2	7
PUNTING														
Yards	160	111	316	268	161	202	395	549	169	350	318	363	164	3,526
Punts	3	3	6	5	4	4	8	13	4	7	7	8	4	76
Net Avg.	47.7	37.0	49.0	45.0	40.3	49.8	45.3	40.7	40.8	45.9	42.6	40.3	39.3	43.2
Gross Avg.	53.3	37.0	52.7	53.6	40.3	50.5	49.4	42.2	42.3	50.0	45.4	45.4	41.0	46.4
SCORING														
Points	0	31	12	3	16	9	14	10	6	17	31	10	24	183
Q1	0	0	3	0	0	3	0	3	0	0	7	0	0	16
Q2	0	0	3	3	10	3	14	0	0	0	7	7	7	54
Q3	0	14	6	0	3	0	0	7	0	7	0	0	14	51
Q4	0	17	0	0	3	3	0	0	6	10	17	3	3	62
OT	0	0	0	0	0	0	0	0	0	0	0	0	0	0
TD Rushing	0	2	1	0	0	0	0	1	0	0	0	0	2	6
TD Passing	0	2	0	0	0	0	2	0	1	2	3	1	1	12
TD KO Returns	0	0	0	0	0	0	0	0	0	0	0	0	0	0
TD Punt Returns	0	0	0	0	0	0	0	0	0	0	0	0	0	0
TD Sp. Teams	0	0	0	0	0	0	0	0	0	0	0	0	0	0
TD Def. Returns	0	0	0	0	1	0	0	0	0	0	1	0	0	2
FG Attempts	2	1	2	1	4	3	1	3	0	1	1	1	2	22
FG Made	0	1	2	1	3	3	0	1	0	1	1	1	1	15
Safety	0	0	0	0	0	0	0	0	0	0	0	0	0	0
2-Pt Attempts	0	0	1	0	0	0	0	0	1	0	0	0	0	2
2-Pt Made	0	0	0	0	0	0	0	0	0	0	0	0	0	0
Time of Possession	33:28	29:23	20:50	36:00	35:59	31:24	28:46	38:13	31:04	22:39	25:09	25:54	28:54	387:43

2023 REGULAR SEASON GIANTS GAME-BY-GAME DEFENSE

	09/10	09/17	09/21	10/02	10/08	10/15	10/22	10/29	11/05	11/12	11/19	11/26	12/11	12/17	12/25	12/31	01/07	Totals	
	DAL	@ ARI	@ SF	SEA	@ MIA	@ BUF	WAS	NYJ	@ LV	@ DAL	@ WAS	NE	GB	@ NO	@ PHI	LAR	PHI		
FIRST DOWNS																			
Total	18	24	26	13	22	22	14	12	15	32	28	18	19					263	
Rushing	7	10	9	6	8	7	3	2	6	12	13	10	6					99	
Passing	8	11	13	6	14	12	9	8	9	19	12	8	12					141	
Penalty	3	3	4	1	0	3	2	2	0	1	3	0	1					23	
THIRD DOWNS																			
Attempts	13	10	16	12	8	12	15	15	14	12	13	14	14					168	
Converted	6	4	9	3	3	6	1	2	5	6	5	4	5					59	
Percentage	46.2%	40.0%	56.3%	25.0%	37.5%	50.0%	6.7%	13.3%	35.7%	50.0%	38.5%	28.6%	35.7%					35.1%	
FOURTH DOWNS																			
Attempts	2	0	0	2	0	0	3	1	1	2	1	2	1					15	
Converted	1	0	0	0	0	0	2	0	0	1	1	2	1					8	
Percentage	50.0%	0	0	0.0%	0	0	66.7%	0.0%	0.0%	50.0%	100.0%	100.0%	100.0%					53.3%	
TOT. OFFENSE																			
Net Yards	265	379	441	281	524	297	273	251	334	640	404	283	326					4,698	
Plays	55	60	78	51	54	59	67	62	59	77	77	68	66					833	
Avg./Play	4.8	6.3	5.7	5.5	9.7	5.0	4.1	4.0	5.7	8.3	5.2	4.2	4.9					5.6	
RUSHING																			
Net Yards	122	151	141	121	222	128	76	58	125	168	174	147	123					1,756	
Rush. Att.	30	29	39	23	23	29	19	22	34	33	28	31	25					365	
Avg./Att.	4.1	5.2	3.6	5.3	9.7	4.4	4.0	2.6	3.7	5.1	6.2	4.7	4.9					4.8	
PASSING																			
Net Yards	143	228	300	160	302	169	197	193	209	472	230	136	203					2,942	
Attempts	25	31	37	26	30	30	42	36	25	44	45	35	39					445	
Completions	13	21	25	15	22	19	22	17	16	33	31	21	25					280	
Intercepted	0	0	0	0	2	1	1	0	0	2	3	3	1					13	
Gross Yards	143	228	310	173	308	169	249	240	209	472	256	143	218					3,118	
Sacked	0.0	0.0	2.0	2.0	1.0	0.0	6.0	4.0	0.0	0.0	4.0	2.0	2.0					23.0	
Yards Lost	0	0	10	13	6	0	52	47	0	0	26	7	15					176	
ADVANCES																			
Rushes	30	29	39	23	23	29	19	22	34	33	28	31	25					365	
Completions	13	21	25	15	22	19	22	17	16	33	31	21	25					280	
Totals	43	50	64	38	45	48	41	39	50	66	59	52	50					645	
Total Drives	9	10	11	11	11	9	14	17	12	13	14	12	11					154	
PENALTIES																			
Number	5	8	6	8	6	7	10	9	4	9	1	2	4					79	
Yards	35	57	71	74	43	51	75	85	30	83	5	13	39					661	
FUMBLES																			
Number	1	0	1	0	2	1	1	2	0	0	4	3	3					18	
Lost	0	0	0	0	1	1	0	2	0	0	3	0	2					9	
PUNTING																			
Yards	146	146	128	214	69	127	513	529	318	93	90	270	119					2,762	
Punts	3	3	3	4	2	3	10	11	5	2	2	6	3					57	
Net Avg.	39.7	37.3	41.7	53.5	34.5	41.0	48.3	43.0	49.0	46.5	37.0	44.0	39.7					44.1	
Gross Avg.	48.7	48.7	42.7	53.5	34.5	42.3	51.3	48.1	63.6	46.5	45.0	45.0	39.7					48.5	
SCORING																			
Points	40	28	30	24	31	14	7	13	30	49	19	7	22					314	
Q1	16	7	3	7	7	0	0	7	7	7	3	0	7					71	
Q2	10	13	14	7	10	0	0	0	17	21	6	0	3					101	
Q3	7	8	3	7	14	0	7	0	3	14	3	7	3					76	
Q4	7	0	10	3	0	14	0	3	3	7	7	0	9					63	
OT	0	0	0	0	0	0	0	0	0	0	0	0	0					3	
TD Rushing	3	2	1	1	2	0	1	0	3	3	1	1	1					19	
TD Passing	0	1	2	1	2	2	0	1	0	4	1	0	1					15	
TD KO Returns	0	0	0	0	0	0	0	0	0	0	0	0	0					0	
TD Punt Returns	0	0	0	0	0	0	0	0	0	0	0	0	0					0	
TD Sp. Teams	1	0	0	0	0	0	0	0	0	0	0	0	0					1	
TD Def. Returns	1	0	0	1	0	0	0	0	0	0	0	0	0					2	
FG Attempts	2	3	3	2	1	2	1	2	3	0	2	1	4					26	
FG Made	2	2	3	1	1	0	0	2	3	0	2	0	3					19	
Safety	0	0	0	0	0	0	0	0	0	0	0	0	0					0	
2-Pt Attempts	0	1	0	0	0	0	0	0	0	0	0	0	1					2	
2-Pt Made	0	1	0	0	0	0	0	0	0	0	0	0	0					1	
Time of Possession	26:32	30:37	39:10	24:00	24:01	28:36	31:14	25:38	28:56	37:21	34:51	34:06	31:06					396:08	

2023 REGULAR SEASON GIANTS GAME-BY-GAME DEFENSE

	09/10	09/17	09/21	10/02	10/08	10/15	10/22	10/29	11/05	11/12	11/19	11/26	12/11	12/17	12/25	12/31	01/07	Totals	
	DAL	@ ARI	@ SF	SEA	@ MIA	@ BUF	WAS	NYJ	@ LV	@ DAL	@ WAS	NE	GB	@ NO	@ PHI	LAR	PHI		
FIRST DOWNS																			
Total	18	24	26	13	22	22	14	12	15	32	28	18	19					263	
Rushing	7	10	9	6	8	7	3	2	6	12	13	10	6					99	
Passing	8	11	13	6	14	12	9	8	9	19	12	8	12					141	
Penalty	3	3	4	1	0	3	2	2	0	1	3	0	1					23	
THIRD DOWNS																			
Attempts	13	10	16	12	8	12	15	15	14	12	13	14	14					168	
Converted	6	4	9	3	3	6	1	2	5	6	5	4	5					59	
Percentage	46.2%	40.0%	56.3%	25.0%	37.5%	50.0%	6.7%	13.3%	35.7%	50.0%	38.5%	28.6%	35.7%					35.1%	

2023 GAME-BY-GAME DEFENSE



FOURTH DOWNS															
Attempts	2	0	0	2	0	0	0	3	1	1	2	1	2	1	15
Converted	1	0	0	0	0	0	0	2	0	0	1	1	2	1	8
Percentage	50.0%	0	0	0.0%	0	0	0	66.7%	0.0%	0.0%	50.0%	100.0%	100.0%	100.0%	53.3%
TOT. OFFENSE															
Net Yards	265	379	441	281	524	297	273	251	334	640	404	283	326	4,698	
Plays	55	60	78	51	54	59	67	62	59	77	77	68	66	833	
Avg./Play	4.8	6.3	5.7	5.5	9.7	5.0	4.1	4.0	5.7	8.3	5.2	4.2	4.9	5.6	
RUSHING															
Net Yards	122	151	141	121	222	128	76	58	125	168	174	147	123	1,756	
Rush. Att.	30	29	39	23	23	29	19	22	34	33	28	31	25	365	
Avg./Att.	4.1	5.2	3.6	5.3	9.7	4.4	4.0	2.6	3.7	5.1	6.2	4.7	4.9	4.8	
PASSING															
Net Yards	143	228	300	160	302	169	197	193	209	472	230	136	203	2,942	
Attempts	25	31	37	26	30	30	42	36	25	44	45	35	39	445	
Completions	13	21	25	15	22	19	22	17	16	33	31	21	25	280	
Intercepted	0	0	0	0	2	1	1	0	0	2	3	3	1	13	
Gross Yards	143	228	310	173	308	169	249	240	209	472	256	143	218	3,118	
Sacked	0.0	0.0	2.0	2.0	1.0	0.0	6.0	4.0	0.0	0.0	4.0	2.0	2.0	23.0	
Yards Lost	0	0	10	13	6	0	52	47	0	0	26	7	15	176	
ADVANCES															
Rushes	30	29	39	23	23	29	19	22	34	33	28	31	25	365	
Completions	13	21	25	15	22	19	22	17	16	33	31	21	25	280	
Totals	43	50	64	38	45	48	41	39	50	66	59	52	50	645	
Total Drives	9	10	11	11	11	9	14	17	12	13	14	12	11	154	
PENALTIES															
Number	5	8	6	8	6	7	10	9	4	9	1	2	4	79	
Yards	35	57	71	74	43	51	75	85	30	83	5	13	39	661	
FUMBLES															
Number	1	0	1	0	2	1	1	2	0	0	4	3	3	18	
Lost	0	0	0	0	1	1	0	2	0	0	3	0	2	9	
PUNTING															
Yards	146	146	128	214	69	127	513	529	318	93	90	270	119	2,762	
Punts	3	3	3	4	2	3	10	11	5	2	2	6	3	57	
Net Avg.	39.7	37.3	41.7	53.5	34.5	41.0	48.3	43.0	49.0	46.5	37.0	44.0	39.7	44.1	
Gross Avg.	48.7	48.7	42.7	53.5	34.5	42.3	51.3	48.1	63.6	46.5	45.0	45.0	39.7	48.5	
SCORING															
Points	40	28	30	24	31	14	7	13	30	49	19	7	22	314	
Q1	16	7	3	7	7	0	0	7	7	7	3	0	7	71	
Q2	10	13	14	7	10	0	0	0	17	21	6	0	3	101	
Q3	7	8	3	7	14	0	7	0	3	14	3	7	3	76	
Q4	7	0	10	3	0	14	0	3	3	7	7	0	9	63	
OT	0	0	0	0	0	0	0	3	0	0	0	0	0	3	
TD Rushing	3	2	1	1	2	0	1	0	3	3	1	1	1	19	
TD Passing	0	1	2	1	2	2	0	1	0	4	1	0	1	15	
TD KO Returns	0	0	0	0	0	0	0	0	0	0	0	0	0	0	
TD Punt Returns	0	0	0	0	0	0	0	0	0	0	0	0	0	0	
TD Sp. Teams	1	0	0	0	0	0	0	0	0	0	0	0	0	1	
TD Def. Returns	1	0	0	1	0	0	0	0	0	0	0	0	0	2	
FG Attempts	2	3	3	2	1	2	1	2	3	0	2	1	4	26	
FG Made	2	2	3	1	1	0	0	2	3	0	2	0	3	19	
Safety	0	0	0	0	0	0	0	0	0	0	0	0	0	0	
2-Pt Attempts	0	1	0	0	0	0	0	0	0	0	0	0	1	2	
2-Pt Made	0	1	0	0	0	0	0	0	0	0	0	0	0	1	
Time of Possession	26:32	30:37	39:10	24:00	24:01	28:36	31:14	25:38	28:56	37:21	34:51	34:06	31:06	396:08	

2023 REGULAR SEASON NYG INDIVIDUAL SINGLE-GAME HIGHS

Touchdowns	2	Barkley, S.	vs. GB	12/11	2	Lamb, C.	at DAL	11/12
		Barkley, S.	at WAS	11/19		Jacobs, J.	at LV	11/05
		Barkley, S.	at ARI	09/17		Pollard, T.	vs. DAL	09/10
Passes Attempted	37	Jones, D.	at ARI	09/17	45	Howell, S.	at WAS	11/19
Passes Completed	27	Jones, D.	vs. SEA	10/02	31	Howell, S.	at WAS	11/19
Completion Percentage	80.9	DeVito, T.	vs. GB	12/11	74.2	Prescott, D.	at DAL	11/12
Passing Yards	321	Jones, D.	at ARI	09/17	404	Prescott, D.	at DAL	11/12
Yards Per Attempt	9.6	Taylor, T.	vs. WAS	10/22	11.5	Prescott, D.	at DAL	11/12
Touchdown Passes	3	DeVito, T.	at WAS	11/19	4	Prescott, D.	at DAL	11/12
Pass Receptions	8	Robinson, W.	at BUF	10/15	11	Lamb, C.	at DAL	11/12
		Waller, D.	at MIA	10/08				
Receiving Yards	109	Hyatt, J.	vs. NE	11/26	181	Hill, T.	at MIA	10/08
Touchdown Receptions	2	Barkley, S.	at WAS	11/19	1	Heath, M.	vs. GB	12/11
						Dotson, J.	at WAS	11/19
						Cooks, B.	at DAL	11/12
						Ferguson, J.	at DAL	11/12
						Gallup, M.	at DAL	11/12
						Lamb, C.	at DAL	11/12
						Hall, B.	vs. NYJ	10/29
						Harty, D.	at BUF	10/15
						Morris, Q.	at BUF	10/15
						Hill, T.	at MIA	10/08
						...5 more.		
Rushing Yards	128	Barkley, S.	vs. NYJ	10/29	151	Achane, D.	at MIA	10/08
Rushing Attempts	36	Barkley, S.	vs. NYJ	10/29	26	Jacobs, J.	at LV	11/05
Rushing Average	7.1	DeVito, T.	vs. GB	12/11	13.7	Achane, D.	at MIA	10/08
Rushing Touchdowns	2	Barkley, S.	vs. GB	12/11	2	Jacobs, J.	at LV	11/05
						Pollard, T.	vs. DAL	09/10
Yards From Scrimmage	140	Barkley, S.	at WAS	11/19	181	Hill, T.	at MIA	10/08
Combined Net Yards	140	Barkley, S.	at WAS	11/19	181	Hill, T.	at MIA	10/08
Interceptions Made	1	Pinnock, J.	vs. GB	12/11	1	Bland, D.	at DAL	11/12
		Banks, D.	vs. NE	11/26		Hobbs, N.	at LV	11/05
		McKinney, X.	vs. NE	11/26		Robertson, A.	at LV	11/05
		Okereke, B.	vs. NE	11/26		Diggs, Q.	vs. SEA	10/02
		Holmes, D.	at WAS	11/19		Witherspoon, D.	vs. SEA	10/02
		McCloud, N.	at WAS	11/19		Hufanga, T.	at SF	09/21
		Simmons, I.	at WAS	11/19		Thompson, J.	at ARI	09/17
		Flott, C.	at DAL	11/12		Bland, D.	vs. DAL	09/10
		Holmes, D.	at DAL	11/12		Gilmore, S.	vs. DAL	09/10
		Banks, D.	vs. WAS	10/22				
		...3 more.						
Interceptions Thrown	2	DeVito, T.	at LV	11/05	3	Howell, S.	at WAS	11/19
		Jones, D.	vs. SEA	10/02				
		Jones, D.	vs. DAL	09/10				
INT Return Yards	102	Pinnock, J.	at MIA	10/08	97	Witherspoon, D.	vs. SEA	10/02
Tackles	14	Okereke, B.	at WAS	11/19	17	Wagner, B.	vs. SEA	10/02
Sacks	3.0	Thibodeaux, K.	vs. NYJ	10/29	3.0	Crosby, M.	at LV	11/05
Punts	13	Gillan, J.	vs. NYJ	10/29	11	Morstead, T.	vs. NYJ	10/29
Punts Inside the 20	5	Gillan, J.	vs. NYJ	10/29	4	Morstead, T.	vs. NYJ	10/29
						Way, T.	vs. WAS	10/22
Punting Average	53.6	Gillan, J.	vs. SEA	10/02	63.6	Cole, A.	at LV	11/05
Punt Returns	6	Olszewski, G.	vs. NYJ	10/29	6	Crowder, J.	vs. WAS	10/22
Punt Return Yards	56	Olszewski, G.	vs. NYJ	10/29	33	Crowder, J.	vs. WAS	10/22
Kickoff Returns	5	Campbell, P.	at LV	11/05	2	Pringle, B.	at WAS	11/19
Kickoff Return Yards	110	Campbell, P.	at LV	11/05	77	Pringle, B.	at WAS	11/19
Field Goals Attempted	4	Gano, G.	at MIA	10/08	4	Carlson, A.	vs. GB	12/11
Field Goals Made	3	Gano, G.	at BUF	10/15	3	Carlson, A.	vs. GB	12/11
		Gano, G.	at MIA	10/08		Carlson, D.	at LV	11/05
						Moody, J.	at SF	09/21

2023 REGULAR SEASON NYG LONGEST PLAYS

Run From Scrimmage	36	Barkley, S.	at WAS	11/19	76	Achane, D.	at MIA	10/08
Touchdown Run	14	Jones, D.	at ARI	09/17	76	Achane, D.	at MIA	10/08

Passing Long	58	Jones, D.	at ARI	09/17	69	Tagovailoa, T.	at MIA	10/08
Touchdown Pass Long	40	DeVito, T.	at WAS	11/19	69	Tagovailoa, T.	at MIA	10/08
Pass Reception	58	Hyatt, J.	at ARI	09/17	69	Hill, T.	at MIA	10/08
Touchdown Reception	40	Slayton, D.	at WAS	11/19	69	Hill, T.	at MIA	10/08
Interception Return	102	Pinnock, J.	at MIA	10/08	97	Witherspoon, D.	vs. SEA	10/02
Longest INT Return for TD	102	Pinnock, J.	at MIA	10/08	97	Witherspoon, D.	vs. SEA	10/02
Longest Own Fumble Return	1	McCloud, N.	vs. WAS	10/22				
Longest Opponent's Fumble Return	7	Ward, J.	vs. NYJ	10/29	50	Valentine, C.	vs. GB	12/11
Punt Return	17	Olszewski, G.	at LV	11/05	23	Dallas, D.	vs. SEA	10/02
Kickoff Return	36	Campbell, P.	at DAL	11/12	40	Pringle, B.	at WAS	11/19
Punt	74	Gillan, J.	vs. NE	11/26	69	Cole, A.	at LV	11/05
Field Goal	57	Gano, G.	at SF	09/21	48	Carlson, A.	vs. GB	12/11
Field Goal Attempt	57	Gano, G.	at SF	09/21	55	Prater, M.	at ARI	09/17

WEEK 1: GIANTS 0, COWBOYS 40													SEPTEMBER 10, 2023												
GIANTS													COWBOYS												
#	RECD	LOST	POSS	OBTAINED	BEGAN	PLAYS	YDS	PEN	NET	1ST	ENDED	GIVEN UP	#	RECD	LOST	POSS	OBTAINED	BEGAN	PLAYS	YDS	PEN	NET	1ST	ENDED	GIVEN UP
1	15:00	08:03	6:57	Kickoff	NYG 25	11	38	10	48	4	DAL 27	Blocked FG	1	07:06	03:21	3:45	Punt	DAL 26	9	72	0	72	2	NYG 2	Field Goal
2	08:03	07:06	0:57	Kickoff	NYG 25	3	-10	0	-10	0	NYG 15	Punt	2	00:21	10:55	4:26	Punt	DAL 20	11	23	37	60	3	NYG 20	Field Goal
3	03:21	02:22	0:59	Kickoff	NYG 25	3	-9	0	-9	0	NYG 16	Interception	3	10:48	08:03	2:45	Interception	NYG 38	5	33	5	38	3	NYG 2	Touchdown
4	02:22	00:21	2:01	Kickoff	NYG 25	3	3	0	3	0	NYG 28	Punt	4	01:05	00:42	0:23	Missed FG	DAL 26	3	4	0	4	0	DAL 30	Punt
5	10:55	10:48	0:07	Kickoff	NYG 25	1	0	0	0	0	NYG 25	Interception	5	15:00	10:01	4:59	Kickoff	DAL 25	10	75	0	75	5	NYG 1	Touchdown
6	08:03	01:05	6:58	Kickoff	NYG 25	15	52	5	57	4	DAL 18	Missed FG	6	05:18	02:48	2:30	Punt	DAL 36	4	8	0	8	1	DAL 44	Punt
7	00:42	00:00	0:42	Punt	NYG 29	2	-7	0	-7	0	NYG 29	End Half	7	15:00	11:31	3:29	Downs		8	50	0	50	4	NYG 7	Touchdown
8	10:01	05:18	4:43	Kickoff	NYG 25	7	7	0	7	1	NYG 32	Punt	8	11:19	09:04	2:15	Fumble	DAL 37	3	2	0	2	0	DAL 39	Punt
9	02:48	00:00	2:48	Punt	NYG 20	9	30	0	30	2		Downs	9	03:10	01:10	2:00	Downs	NYG 38	4	6	0	6	0	NYG 32	Downs
10	11:31	11:19	0:12	Kickoff	NYG 25	1	24	0	24	0	NYG 25	Fumble													
11	09:04	03:10	5:54	Punt	NYG 19	10	19	0	19	3	NYG 38	Downs													
12	01:10	00:00	1:10	Downs	NYG 32	2	6	-10	-4	0	NYG 31	End Game													

WEEK 2: GIANTS 31, CARDINALS 28													SEPTEMBER 17, 2023												
GIANTS													CARDINALS												
#	RECD	LOST	POSS	OBTAINED	BEGAN	PLAYS	YDS	PEN	NET	1ST	ENDED	GIVEN UP	#	RECD	LOST	POSS	OBTAINED	BEGAN	PLAYS	YDS	PEN	NET	1ST	ENDED	GIVEN UP
1	12:12	10:52	1:20	Missed FG	NYG 45	3	13	-5	8	0	ARI 47	Punt	1	15:00	12:12	2:48	Kickoff	ARI 25	7	38	0	38	2	NYG 37	Missed FG
2	06:11	03:18	2:53	Kickoff	NYG 25	5	19	0	19	1	NYG 44	Punt	2	10:52	06:11	4:41	Punt	ARI 14	9	66	20	86	6	NYG 4	Touchdown
3	14:51	13:45	1:06	Kickoff	NYG 25	3	-4	0	-4	0	NYG 21	Punt	3	03:18	14:51	3:27	Punt	ARI 20	7	80	0	80	4	NYG 23	Touchdown
4	08:43	04:20	4:23	Kickoff	NYG 25	10	39	0	39	3	ARI 36	Interception	4	13:45	08:43	5:02	Punt	ARI 27	9	39	15	54	3	NYG 19	Field Goal
5	01:09	00:00	1:09	Kickoff	NYG 25	5	14	0	14	1	NYG 44	End Half	5	04:20	01:09	3:11	Interception	NYG 34	6	18	-10	8	1	NYG 26	Field Goal
6	15:00	13:43	1:17	Kickoff	NYG 25	3	75	0	75	2	ARI 14	Touchdown	6	13:43	09:34	4:09	Kickoff	ARI 25	8	65	10	75	5	NYG 3	Touchdown
7	09:34	03:27	6:07	Kickoff	NYG 25	12	68	7	75	6	ARI 1	Touchdown	7	03:27	14:41	3:46	Kickoff	ARI 25	8	41	-10	31	2	NYG 44	Punt
8	14:41	08:51	5:50	Punt	NYG 20	13	85	-5	80	6	ARI 9	Touchdown	8	08:51	07:31	1:20	Kickoff	ARI 25	3	4	-5	-1	0	ARI 24	Punt
9	07:31	04:25	3:06	Punt	NYG 36	6	74	-10	64	4	ARI 11	Touchdown	9	04:25	02:31	1:54	Kickoff	ARI 25	3	9	-10	-1	0	ARI 24	Punt
10	02:31	00:19	2:12	Punt	NYG 28	8	56	0	56	3	ARI 16	Field Goal	10	00:19	00:00	0:19	Kickoff	ARI 20	3	19	0	19	1	ARI 39	End Game

WEEK 3: GIANTS 12, 49ERS 30													SEPTEMBER 21, 2023												
GIANTS													49ERS												
#	RECD	LOST	POSS	OBTAINED	BEGAN	PLAYS	YDS	PEN	NET	1ST	ENDED	GIVEN UP	#	RECD	LOST	POSS	OBTAINED	BEGAN	PLAYS	YDS	PEN	NET	1ST	ENDED	GIVEN UP
1	08:44	03:18	5:26	Kickoff	NYG 25	12	49	0	49	3	SF 26	Field Goal	1	15:00	08:44	6:16	Kickoff	SF 25	15	64	0	64	4	NYG 11	Field Goal
2	00:44	14:13	1:31	Punt	NYG 10	3	2	0	2	0	NYG 12	Punt	2	03:18	00:44	2:34	Kickoff	SF 25	5	25	0	25	1		Punt
3	07:49	06:13	1:36	Kickoff	NYG 25	3	0	0	0	0	NYG 25	Punt	3	14:13	07:49	6:24	Punt	SF 28	11	77	-5	72	4	NYG 9	Touchdown
4	01:40	00:13	1:27	Kickoff	NYG 25	8	37	0	37	2	SF 38	Field Goal	4	06:13	01:40	4:33	Punt	SF 27	11	78	-5	73	5	NYG 4	Touchdown
5	15:00	12:14	2:46	Kickoff	NYG 25	5	18	0	18	1	NYG 43	Punt	5	00:13	00:00	0:13	Kickoff	SF 25	2	-2	0	-2	0	SF 24	End Half
6	10:46	10:00	0:46	Punt	SF 37	2	15	22	37	2	SF 8	Touchdown	6	12:14	10:46	1:28	Punt	SF 4	3	2	0	2	0	SF 6	Punt
7	04:08	02:13	1:55	Kickoff	NYG 19	3	6	-5	1	0	NYG 20	Punt	7	10:00	04:08	5:52	Kickoff	SF 25	11	62	10	72	4	NYG 3	Field Goal
8	12:47	11:00	1:47	Kickoff	NYG 25	3	11	-12	-1	0	NYG 24	Punt	8	02:13	12:47	4:26	Punt	SF 31	8	46	5	51	3	NYG 18	Field Goal
9	05:58	03:39	2:19	Kickoff	NYG 25	6	8	15	23	2	NYG 48	Interception	9	11:00	05:58	5:02	Punt	SF 30	8	70	0	70	4	NYG 27	Touchdown
10	03:18	02:01	1:17	Punt	NYG 5	3	4	0	4	0	NYG 9	Punt	10	03:39	03:18	0:21	Interception	SF 48	3	8	0	8	0	NYG 44	Punt
													11	02:01	00:00	2:01	Punt	SF 49	4	10	0	10	1	NYG 40	End Game

WEEK 4: GIANTS 3, SEAHAWKS 24													OCTOBER 2, 2023												
GIANTS													SEAHAWKS												
#	RECD	LOST	POSS	OBTAINED	BEGAN	PLAYS	YDS	PEN	NET	1ST	ENDED	GIVEN UP	#	RECD	LOST	POSS	OBTAINED	BEGAN	PLAYS	YDS	PEN	NET	1ST	ENDED	GIVEN UP
1	15:00	08:45	6:15	Kickoff	NYG 25	11	48	0	48	3	SEA 27	Downs	1	08:45	07:14	1:31	Downs	SEA 27	3	-7	0	-7	0	SEA 20	Punt
2	07:14	05:17	1:57	Punt	NYG 33	4	15	0	15	1	NYG 48	Punt	2	05:17	01:37	3:40	Punt	SEA 20	5	38	-24	14	1	SEA 34	Punt
3	01:37	00:45	0:52	Punt	NYG 14	2	1	0	1	1	NYG 25	Fumble	3	00:45	00:00	0:45	Fumble	NYG 7	2	7	0	7	1	NYG 6	Touchdown
4	15:00	11:54	3:06	Kickoff	NYG 10	6	27	0	27	1	NYG 37	Punt	4	11:54	09:16	2:38	Punt	SEA 22	4	23	-10	13	1	SEA 35	Punt
5	09:16	03:05	6:11	Punt	NYG 2	12	61	0	61	3	SEA 37	Field Goal	5	03:05	01:39	1:26	Kickoff	SEA 25	7	75	0	75	4	NYG 1	Touchdown
6	01:39	00:53	0:46	Kickoff	NYG 25	3	3	0	3	0	NYG 28	Punt	6	00:53	00:00	0:53	Punt	SEA 11	6	19	5	24	2	SEA 32	End Half
7	09:03	07:25	1:38	Downs	NYG 16	3	-4	0	-4	0	NYG 12	Punt	7	15:00	09:03	5:57	Kickoff	SEA 28	9	77	-20	57	3	NYG 15	Downs
8	06:31	01:03	5:28	Missed FG	NYG 43	11	37	15	52	3	SEA 5	Interception	8	07:25	06:31	0:54	Punt	NYG 40	4	5	0	5	0	NYG 35	Missed FG
9	01:03	11:20	4:43	Kickoff	NYG 25	9	12	-10	2	2	NYG 27	Punt	9	11:20	10:23	0:57	Punt	SEA 30	3	3	0	3	0	SEA 33	Punt
10	10:23	08:26	1:57	Punt	NYG 13	6	31	0	31	2	NYG 44	Interception	10	08:26	05:26	3:00	Interception	NYG 45	6	34	-5	29	1	NYG 16	Field Goal
11	05:26	03:30	1:56	Kickoff	NYG 25	6	10	0	10	1	NYG 41	Downs	11	03:30	01:11	2:19	Downs	NYG 35	4	7	0	7	0	NYG 28	Downs
12	01:11	00:00	1:11	Downs	NYG 29	2	6	0	6	0	NYG 33	End Game													

WEEK 5: GIANTS 16, DOLPHINS 31													OCTOBER 8, 2023												
GIANTS													DOLPHINS												
#	RECD	LOST	POSS	OBTAINED	BEGAN	PLAYS	YDS	PEN	NET	1ST	ENDED	GIVEN UP	#	RECD	LOST	POSS	OBTAINED	BEGAN	PLAYS	YDS	PEN	NET	1ST	ENDED	GIVEN UP
1	15:00	11:27	3:33	Kickoff	NYG 25	5	26	0	26	1	MIA 49	Punt	1	11:27	07:09	4:18	Punt	MIA 11	8	89	0	89	5	NYG 2	Touchdown
2	07:09	14:55	7:14	Kickoff	NYG 25	13	48	-10	38	3	MIA 37	Missed FG	2	14:55	12:53	2:02	Missed FG	MIA 45	4	17	0	17	1	NYG 43	Fumble
3	12:53	11:00	1:53	Fumble	NYG 38	3	7	0	7	0	NYG 45	Punt	3	11:00	10:02	0:58	Punt	MIA 6	3	94	0	94	2	MIA 24	Touchdown
4	10:02	03:41	6:21	Kickoff	NYG 25	13	44	0	44	3	MIA 31	Field Goal	4	03:41	01:40	2:01	Kickoff	MIA 25	5	76	-5	71	2	NYG 4	Interception
5	14:06	09:17	4:49	Kickoff	NYG 25	8	31	0	31	2	MIA 44	Punt	5	01:40	00:00	1:40	Kickoff	MIA 28	9	50	0	50	4	NYG 22	Field Goal
6	06:44	04:26	2:18	Interception	MIA 23	4	14	-10	4	0	MIA 19	Field Goal	6	15:00	14:06	0:54	Kickoff	MIA 25	3	75	0	75	1	MIA 31	Touchdown
7	15:00	14:07	0:53	Kickoff	NYG 25	3	7	0	7	0	NYG 32	Punt	7	09:17	06:44	2:33	Punt	MIA 10	5	25	-8	17	1	MIA 27	Interception
8	12:45	08:51	3:54	Punt	NYG 49	10	18	0	18	2	MIA 33	Field Goal	8	04:26	00:00	4:26	Kickoff	MIA 25	8	75	0	75	5	NYG 2	Touchdown
9	06:25	01:21	5:04	Punt	NYG 17	13	74	-8	66	4	MIA 19	Downs	9	14:07	12:45	1:22	Punt	MIA 28	3	3	0	3	0	MIA 31	Punt
													10	08:51	06:25	2:26	Kickoff	MIA 25	3	9	0	9	0	MIA 34	Punt
													11	01:21	00:00	1:21	Downs	MIA 17	4	11	0	11	1	MIA 29	End Game

WEEK 6: GIANTS 9, BILLS 14													OCTOBER 15, 2023												
GIANTS													BILLS												
#	RECD	LOST	POSS	OBTAINED	BEGAN	PLAYS	YDS	PEN	NET	1ST	ENDED	GIVEN UP	#	RECD	LOST	POSS	OBTAINED	BEGAN	PLAYS	YDS	PEN	NET	1ST	ENDED	GIVEN UP
1	14:03	12:12	1:51	Punt	NYG 24	3	7	0	7	0	NYG 31	Punt	1	15:00	14:03	0:57	Kickoff	BUF 25	3	3	0	3	0	BUF 28	Punt
2	09:20	03:19	6:01	Fumble	NYG 44	12	41	4	45	3	BUF 11	Field Goal	2	12:12	09:20	2:52	Punt	BUF 15	6	40	0	40	2	BUF 46	Fumble
3	01:29	14:46	1:43	Punt	NYG 10	3	-2	0	-2	0	NYG 8	Punt	3	03:19	01:29	1:50	Kickoff	BUF 25	5	38	0	38	2	NYG 37	Punt
4	13:45	11:40	2:05	Punt	NYG 15	3	9	-10	-1	0	NYG 14	Punt	4	14:46	13:45	1:01	Punt	BUF 31	3	1	-5	-4	0	BUF 27	Punt
5	09:34	05:08	4:26	Missed FG	NYG 42	9	39	-5	34	2	BUF 24	Field Goal	5	11:40	09:34	2:06	Punt	BUF 35	6	31	0	31	2	NYG 34	Missed FG
6	02:23	00:00	2:23	Interception	NYG 41	8	49	9	58	3	BUF 1	End Half	6	05:08	02:23	2:45	Kickoff	BUF 25	5	29	0	29	3	NYG 46	Interception
7	15:00	09:52	5:08	Kickoff	NYG 17	9	39	0	39	3	BUF 44	Punt	7	09:52	14:54	9:58	Punt	BUF 11	17	84	5	89	8	NYG 3	Touchdown
8	14:54	10:35	4:19	Kickoff	NYG 10	9	74	5	79	4	BUF 11	Field Goal	8	10:35	03:48	6:47	Kickoff	BUF 25	12	70	5	75	5	NYG 15	Touchdown
9	03:48	01:45	2:03	Kickoff	NYG 25	7	13	0	13	1	NYG 38	Downs	9	01:45	01:25	0:20	Downs	NYG 37	4	1	0	1	0	NYG 36	Missed FG
10	01:25	00:00	1:25	Missed FG	NYG 43	13	48	8	56	4	BUF 1	End Game													

WEEK 7: GIANTS 14, COMMANDERS 7														OCTOBER 22, 2023													
GIANTS														COMMANDERS													
#	RECD	LOST	POSS	OBTAINED	BEGAN	PLAYS	YDS	PEN	NET	1ST	ENDED	GIVEN UP	#	RECD	LOST	POSS	OBTAINED	BEGAN	PLAYS	YDS	PEN	NET	1ST	ENDED	GIVEN UP		
1	15:00	14:09	0:51	Kickoff	NYG 25	3	-1	0	-1	0	NYG 24	Punt	1	14:09	11:36	2:33	Punt	WAS 31	3	8	-5	3	0	WAS 34	Punt		
2	11:36	08:20	3:16	Punt	NYG 11	9	66	0	66	2	WAS 23	Missed FG	2	08:20	07:25	0:55	Missed FG	WAS 32	3	4	0	4	0	WAS 36	Punt		
3	07:25	06:08	1:17	Punt	NYG 11	3	9	0	9	0	NYG 20	Punt	3	06:08	03:51	2:17	Punt	WAS 38	4	15	0	15	1	NYG 47	Punt		
4	03:51	14:18	4:33	Punt	NYG 12	8	98	-10	88	5	WAS 15	Touchdown	4	14:18	12:33	1:45	Kickoff	WAS 38	3	-5	0	-5	0	WAS 33	Punt		
5	12:33	11:20	1:13	Punt	NYG 16	3	4	0	4	0	NYG 20	Punt	5	11:20	09:34	1:46	Punt	WAS 23	4	20	0	20	1	WAS 43	Interception		
6	09:34	08:56	0:38	Interception	WAS 48	2	48	0	48	2	WAS 32	Touchdown	6	08:56	07:44	1:12	Kickoff	WAS 25	3	5	-5	0	0	WAS 25	Punt		
7	07:44	06:10	1:34	Punt	NYG 28	4	14	0	14	1	NYG 42	Punt	7	06:10	04:08	2:02	Punt	WAS 24	3	0	-10	-10	0	WAS 14	Punt		
8	04:08	01:42	2:26	Punt	NYG 39	6	5	0	5	1	NYG 44	Punt	8	01:42	00:59	0:43	Punt	WAS 11	3	-1	0	-1	0	WAS 10	Punt		
9	00:59	00:00	0:59	Punt	NYG 32	3	13	-10	3	0	NYG 30	End Half	9	15:00	13:09	1:51	Kickoff	WAS 25	3	6	0	6	0	WAS 31	Punt		
10	10:21	07:41	2:40	Kickoff	NYG 25	6	20	0	20	1	NYG 45	Punt	10	13:09	10:21	2:48	Muffed Punt	NYG 21	6	21	0	21	2	NYG 4	Touchdown		
11	05:29	04:03	1:26	Punt	NYG 20	3	9	0	9	0	NYG 29	Punt	11	07:41	05:29	2:12	Punt	WAS 21	5	31	-10	21	1	WAS 42	Punt		
12	02:26	01:06	1:20	Punt	NYG 21	3	8	0	8	0	NYG 29	Punt	12	04:03	02:26	1:37	Punt	WAS 17	3	13	-5	8	0	WAS 25	Punt		
13	13:23	07:46	5:37	Missed FG	NYG 20	10	67	5	72	4	WAS 10	Fumble	13	01:06	13:23	2:43	Punt	WAS 10	8	71	10	81	3	NYG 9	Missed FG		
14	00:56	00:00	0:56	Downs	NYG 7	3	-4	0	-4	0	NYG 5	End Game	14	07:46	00:56	6:50	Fumble	WAS 8	17	85	0	85	6	NYG 7	Downs		

WEEK 8: GIANTS 10, JETS 13														OCTOBER 29, 2023													
GIANTS														JETS													
#	RECD	LOST	POSS	OBTAINED	BEGAN	PLAYS	YDS	PEN	NET	1ST	ENDED	GIVEN UP	#	RECD	LOST	POSS	OBTAINED	BEGAN	PLAYS	YDS	PEN	NET	1ST	ENDED	GIVEN UP		
1	13:33	12:07	1:26	Fumble	NYJ 19	4	6	0	6	0	NYJ 13	Field Goal	1	15:00	13:33	1:27	Kickoff	NYJ 25	4	1	0	1	1	NYJ 42	Fumble		
2	10:18	08:29	1:49	Punt	NYG 37	3	3	0	3	0	NYG 40	Punt	2	12:07	10:18	1:49	Kickoff	NYJ 21	3	5	0	5	0	NYJ 26	Punt		
3	06:13	04:49	1:24	Punt	NYG 16	3	4	0	4	0	NYG 20	Punt	3	08:29	06:13	2:16	Punt	NYJ 24	3	9	0	9	0	NYJ 33	Punt		
4	03:01	01:18	1:43	Punt	NYG 2	3	7	0	7	0	NYG 9	Punt	4	04:49	03:01	1:48	Punt	NYJ 39	5	15	-5	10	1	NYJ 49	Punt		
5	01:06	12:43	3:23	Kickoff	NYG 25	7	31	15	46	2	NYJ 29	Missed FG	5	01:18	01:06	0:12	Punt		1	50	0	50	1		Touchdown		
6	11:35	10:01	1:34	Punt	NYG 3	3	7	15	22	1	NYG 25	Punt	6	12:43	11:35	1:08	Missed FG	NYJ 37	3	8	0	8	0	NYJ 45	Punt		
7	08:07	06:31	1:36	Punt	NYG 21	3	7	0	7	0	NYG 28	Punt	7	10:01	08:07	1:54	Punt	NYJ 17	5	18	0	18	1	NYJ 35	Punt		
8	03:49	02:28	1:21	Punt	NYG 26	3	9	0	9	0	NYG 35	Punt	8	06:31	03:49	2:42	Punt	NYJ 16	4	19	-15	4	1	NYJ 20	Punt		
9	02:24	01:11	1:13	Fumble	NYJ 41	3	2	-6	-4	0	NYJ 45	Punt	9	02:28	02:24	0:04	Punt	NYJ 42	1	-1	0	-1	0	NYJ 42	Fumble		
10	00:41	00:00	0:41	Punt	NYG 48	3	-2	0	-2	0	NYG 46	Punt	10	01:11	00:41	0:30	Punt	NYJ 10	3	2	0	2	0	NYJ 12	Punt		
11	15:00	08:59	6:01	Kickoff	NYG 25	11	55	20	75	5	NYJ 6	Touchdown	11	08:59	06:23	2:36	Kickoff	NYJ 25	4	5	2	7	1	NYJ 32	Punt		
12	06:23	04:58	1:25	Punt	NYG 34	3	3	0	3	0	NYG 37	Punt	12	04:58	03:24	1:34	Punt	NYJ 23	3	9	0	9	0	NYJ 32	Punt		
13	03:24	00:36	2:48	Punt	NYG 27	4	15	0	15	1	NYG 42	Punt	13	00:36	14:08	1:28	Punt	NYJ 16	3	9	0	9	0	NYJ 25	Punt		
14	14:08	11:53	2:15	Punt	NYG 32	3	4	0	4	0	NYG 36	Punt	14	11:53	09:21	2:32	Punt	NYJ 28	5	26	0	26	1	NYG 46	Punt		
15	09:21	02:38	6:43	Punt	NYG 3	10	35	5	40	3	NYG 43	Punt	15	02:38	01:26	1:12	Punt	NYJ 25	7	1	0	1	1	NYJ 41	Downs		
16	01:26	00:24	1:02	Downs	NYJ 26	4	9	0	9	0	NYJ 17	Missed FG	16	00:24	00:00	0:24	Missed FG	NYJ 25	4	58	0	58	2	NYG 17	Field Goal		
17	10:00	08:11	1:49	Kickoff	NYG 25	3	-1	-10	-11	0	NYG 14	Punt	17	08:11	06:09	2:02	Punt	NYJ 39	6	16	30	46	2	NYG 15	Field Goal		

WEEK 9: GIANTS 6, RAIDERS 30														NOVEMBER 5, 2023													
GIANTS														RAIDERS													
#	RECD	LOST	POSS	OBTAINED	BEGAN	PLAYS	YDS	PEN	NET	1ST	ENDED	GIVEN UP	#	RECD	LOST	POSS	OBTAINED	BEGAN	PLAYS	YDS	PEN	NET	1ST	ENDED	GIVEN UP		
1	15:00	13:35	1:25	Kickoff	NYG 20	3	9	-4	5	0	NYG 25	Punt	1	13:35	09:45	3:50	Punt	LV 33	6	72	-5	67	3	NYG 17	Touchdown		
2	09:45	05:34	4:11	Kickoff	NYG 28	9	38	0	38	2	LV 34	Downs	2	05:34	04:11	1:23	Downs	LV 34	3	6	-5	1	0	LV 35	Punt		
3	04:11	13:52	5:19	Punt	NYG 20	10	27	0	27	3	NYG 47	Punt	3	13:52	11:17	2:35	Punt	LV 10	4	18	0	18	1	LV 28	Punt		
4	11:17	09:08	2:09	Punt	NYG 20	3	7	0	7	0	NYG 27	Punt	4	09:08	05:06	4:02	Punt	LV 35	8	65	0	65	5	NYG 2	Touchdown		
5	05:06	03:36	1:30	Kickoff	NYG 25	3	27	0	27	1	LV 48	Interception	5	03:36	01:57	1:39	Interception	LV 40	4	60	0	60	2	NYG 1	Touchdown		
6	01:57	01:45	0:12	Kickoff	NYG 25	1	0	0	0	0	NYG 25	Interception	6	01:45	00:04	1:41	Interception	NYG 25	6	20	0	20	1	NYG 5	Field Goal		
7	00:04	00:00	0:04	Kickoff		0	0	0	0	0		End Half	7	15:00	08:23	6:37	Kickoff	LV 25	14	67	-20	47	3	NYG 28	Field Goal		
8	08:23	06:46	1:37	Kickoff	NYG 34	3	1	0	1	0	NYG 35	Punt	8	06:46	05:04	1:42	Punt	LV 25	3	4	0	4	0	LV 29	Punt		
9	05:04	14:11	5:53	Punt	NYG 16	11	88	-4	84	5	LV 9	Touchdown	9	14:11	12:31	1:40	Kickoff	LV 25	3	3	0	3	0	LV 28	Punt		
10	12:31	10:22	2:09	Punt	NYG 23	4	6	0	6	0	NYG 29	Downs	10	10:22	09:29	0:53	Downs	NYG 28	4	5	0	5	0	NYG 23	Field Goal		
11	09:29	05:55	3:34	Kickoff	NYG 20	7	52	0	52	3	LV 34	Downs	11	05:55	04:54	1:01	Downs	LV 28	3	8	0	8	0	LV 36	Punt		
12	04:54	02:20	2:34	Punt	NYG 20	7	21	0	21	1	NYG 41	Downs	12	02:20	00:27	1:53	Downs	NYG 40	4	6	0	6	0	NYG 34	Downs		
13	00:27	00:00	0:27	Downs	NYG 34	1	2	0	2	0	NYG 34	End Game															

WEEK 10: GIANTS 17, COWBOYS 49													NOVEMBER 12, 2023												
GIANTS													COWBOYS												
#	RECD	LOST	POSS	OBTAINED	BEGAN	PLAYS	YDS	PEN	NET	1ST	ENDED	GIVEN UP	#	RECD	LOST	POSS	OBTAINED	BEGAN	PLAYS	YDS	PEN	NET	1ST	ENDED	GIVEN UP
1	10:16	08:04	2:12	Downs	NYG 1	3	4	0	4	0	NYG 5	Punt	1	15:00	10:16	4:44	Kickoff	DAL 25	10	74	0	74	3	NYG 2	Downs
2	07:09	05:19	1:50	Punt	NYG 6	3	-4	0	-4	0	NYG 2	Punt	2	08:04	07:09	0:55	Punt	DAL 46	3	3	0	3	0	DAL 49	Punt
3	03:38	01:36	2:02	Kickoff	NYG 25	5	17	0	17	1	NYG 42	Punt	3	05:19	03:38	1:41	Punt	NYG 46	5	41	5	46	4	NYG 14	Touchdown
4	15:00	13:23	1:37	Interception	DAL 12	4	8	0	8	0	DAL 4	Downs	4	01:36	00:00	1:36	Punt	DAL 20	3	5	0	5	0	DAL 25	Interception
5	08:48	06:36	2:12	Kickoff	NYG 25	3	1	0	1	0	NYG 26	Punt	5	13:23	08:48	4:35	Downs	DAL 4	8	96	0	96	6	NYG 1	Touchdown
6	03:48	02:47	1:01	Kickoff	NYG 25	3	2	0	2	0	NYG 27	Punt	6	06:36	03:48	2:48	Punt	DAL 46	6	54	0	54	3	NYG 10	Touchdown
7	00:16	00:00	0:16	Kickoff	NYG 31	1	-1	0	-1	0	NYG 31	End Half	7	02:47	00:16	2:31	Punt	DAL 15	7	95	-10	85	4	NYG 10	Touchdown
8	15:00	13:03	1:57	Kickoff	NYG 25	3	-8	0	-8	0	NYG 17	Punt	8	13:03	11:36	1:27	Punt	DAL 35	3	8	0	8	0	DAL 43	Punt
9	11:36	08:07	3:29	Punt	NYG 9	7	81	10	91	7	DAL 10	Touchdown	9	08:07	04:40	3:27	Kickoff	DAL 14	6	86	0	86	3	NYG 41	Touchdown
10	04:40	04:33	0:07	Kickoff	NYG 25	1	0	5	5	0	NYG 30	Interception	10	04:33	01:29	3:04	Interception	DAL 23	8	87	-10	77	3	NYG 12	Touchdown
11	01:29	14:43	1:46	Kickoff	NYG 25	4	10	0	10	1	NYG 35	Punt	11	14:43	10:56	3:47	Punt	DAL 9	6	17	0	17	1	DAL 26	Interception
12	10:56	08:54	2:02	Interception	DAL 27	5	5	0	5	1	DAL 22	Field Goal	12	08:54	02:14	6:40	Kickoff	DAL 25	11	75	0	75	5	NYG 1	Touchdown
13	02:14	00:06	2:08	Kickoff	NYG 25	14	57	18	75	6	DAL 2	Touchdown	13	00:06	00:00	0:06	Kickoff	DAL 25	1	-1	0	-1	0	DAL 25	End Game

WEEK 11: GIANTS 31, COMMANDERS 19													NOVEMBER 19, 2023												
GIANTS													COMMANDERS												
#	RECD	LOST	POSS	OBTAINED	BEGAN	PLAYS	YDS	PEN	NET	1ST	ENDED	GIVEN UP	#	RECD	LOST	POSS	OBTAINED	BEGAN	PLAYS	YDS	PEN	NET	1ST	ENDED	GIVEN UP
1	15:00	11:56	3:04	Kickoff	NYG 25	6	19	0	19	1	NYG 44	Punt	1	11:56	10:01	1:55	Punt	WAS 20	4	15	0	15	1	WAS 35	Interception
2	10:01	08:24	1:37	Interception	NYG 13	3	5	0	5	0	NYG 18	Punt	2	08:24	07:39	0:45	Punt	WAS 36	2	16	0	16	1	WAS 47	Fumble
3	07:39	06:29	1:10	Fumble	WAS 45	4	45	0	45	2	WAS 24	Touchdown	3	06:29	02:12	4:17	Kickoff	WAS 25	9	70	0	70	4	NYG 5	Field Goal
4	02:12	00:04	2:08	Kickoff	NYG 25	3	-8	0	-8	0	NYG 17	Punt	4	00:04	13:42	1:22	Punt	WAS 26	3	8	0	8	0	WAS 34	Punt
5	13:42	10:11	3:31	Punt	NYG 25	8	41	0	41	2	WAS 34	Downs	5	10:11	08:43	1:28	Downs	WAS 35	3	-6	0	-6	0	WAS 29	Punt
6	08:43	05:58	2:45	Punt	NYG 38	6	62	0	62	2	WAS 40	Touchdown	6	05:58	01:32	4:26	Kickoff	WAS 25	12	75	0	75	6	NYG 7	Touchdown
7	01:32	01:10	0:22	Kickoff	NYG 25	3	-2	0	-2	0	NYG 23	Punt	7	01:10	00:00	1:10	Punt	WAS 41	3	-7	0	-7	0	WAS 31	End Half
8	14:49	13:20	1:29	Fumble	WAS 34	3	-11	0	-11	0	WAS 45	Punt	8	15:00	14:49	0:11	Kickoff		0	0	0	0	0		Fumble
9	05:43	03:40	2:03	Kickoff	NYG 25	4	19	-5	14	1	NYG 39	Punt	9	13:20	05:43	7:37	Punt	WAS 8	13	63	5	68	4	NYG 24	Field Goal
10	00:42	13:32	2:10	Fumble	NYG 32	5	68	0	68	3	WAS 5	Touchdown	10	03:40	00:42	2:58	Punt	WAS 23	5	45	0	45	2	NYG 35	Fumble
11	11:11	06:48	4:23	Interception	NYG 36	7	46	0	46	2	WAS 18	Field Goal	11	13:32	11:11	2:21	Kickoff	WAS 25	5	13	0	13	1	WAS 38	Interception
12	02:16	01:49	0:27	Kickoff	NYG 25	3	8	0	8	0	NYG 33	Punt	12	06:48	02:16	4:32	Kickoff	WAS 25	12	57	18	75	5	NYG 8	Touchdown
													13	01:49	00:16	1:33	Punt	WAS 19	7	33	0	33	3	NYG 48	Interception
													14	00:16	00:00	0:16	Kickoff	WAS 39	1	23	0	23	1	WAS 39	End Game

WEEK 12: GIANTS 10, PATRIOTS 7													NOVEMBER 26, 2023												
GIANTS													PATRIOTS												
#	RECD	LOST	POSS	OBTAINED	BEGAN	PLAYS	YDS	PEN	NET	1ST	ENDED	GIVEN UP	#	RECD	LOST	POSS	OBTAINED	BEGAN	PLAYS	YDS	PEN	NET	1ST	ENDED	GIVEN UP
1	15:00	12:29	2:31	Kickoff	NYG 25	5	48	0	48	2	NE 26	Fumble	1	12:29	10:44	1:45	Fumble	NE 26	3	8	-5	3	0	NE 29	Punt
2	10:44	09:10	1:34	Punt	NYG 24	4	15	0	15	1	NYG 39	Punt	2	09:10	04:54	4:16	Punt	NE 20	9	43	0	43	3	NYG 37	Punt
3	04:54	02:01	2:53	Punt	NYG 6	5	20	0	20	1	NYG 26	Punt	3	02:01	00:03	1:58	Punt	NE 20	4	15	0	15	1	NE 35	Interception
4	00:03	14:06	0:57	Interception	NYG 43	4	22	-5	17	1	NE 40	Punt	4	14:06	12:30	1:36	Punt	NE 9	3	9	0	9	0	NE 18	Punt
5	12:30	11:03	1:27	Punt	NYG 42	3	5	0	5	0	NYG 47	Punt	5	11:03	04:27	6:36	Punt	NE 8	12	69	0	69	4	NYG 23	Interception
6	04:27	01:53	2:34	Interception	NE 26	6	26	0	26	2	NE 12	Touchdown	6	01:53	01:21	0:32	Kickoff	NE 20	3	3	0	3	0	NE 23	Punt
7	01:21	00:34	0:47	Punt	NYG 23	4	18	0	18	1	NYG 41	Punt	7	00:34	00:00	0:34	Punt	NE 9	1	0	0	0	0	NE 9	End Half
8	08:02	03:21	4:41	Kickoff	NYG 25	6	33	0	33	1	NE 42	Punt	8	15:00	08:02	6:58	Kickoff	NE 40	11	60	0	60	5	NYG 7	Touchdown
9	00:52	14:02	1:50	Punt	NYG 19	3	13	-10	3	0	NYG 22	Punt	9	03:21	00:52	2:29	Punt	NE 10	5	29	0	29	1	NE 39	Punt
10	12:31	08:10	4:21	Interception	NE 32	7	18	-10	8	1	NE 24	Field Goal	10	14:02	12:31	1:31	Punt	NE 24	3	11	0	11	1	NE 35	Interception
11	05:31	03:15	2:16	Punt	NYG 22	3	2	0	2	0	NYG 24	Punt	11	08:10	05:31	2:39	Kickoff	NE 25	5	3	0	3	1	NE 28	Punt
12	00:03	00:00	0:03	Missed FG	NYG 13	1	-1	0	-1	0	NYG 13	End Game	12	03:15	00:03	3:12	Punt		10	33	0	33	2	NYG 17	Missed FG

WEEK 14: GIANTS 24, PACKERS 22													DECEMBER 11, 2023												
NY GIANTS													PACKERS												
#	RECD	LOST	POSS	OBTAINED	BEGAN	PLAYS	YDS	PEN	NET	1ST	ENDED	GIVEN UP	#	RECD	LOST	POSS	OBTAINED	BEGAN	PLAYS	YDS	PEN	NET	1ST	ENDED	GIVEN UP
1	12:11	08:50	3:21	Punt	NYG 21	6	13	13	26	2	NYG 47	Punt	1	15:00	12:11	2:49	Kickoff	GB 24	5	19	0	19	1	GB 43	Punt
2	07:09	04:52	2:17	Punt	GB 32	4	7	-5	2	0	GB 30	Missed FG	2	08:50	07:09	1:41	Punt	GB 7	3	5	0	5	0	GB 12	Punt
3	01:01	11:55	4:06	Kickoff	NYG 25	8	75	0	75	5	GB 5	Touchdown	3	04:52	01:01	3:51	Missed FG	GB 38	7	62	0	62	3	NYG 16	Touchdown
4	07:41	05:06	2:35	Fumble	NYG 27	5	27	-5	22	1	NYG 49	Downs	4	11:55	07:41	4:14	Kickoff	GB 25	7	48	0	48	2	NYG 27	Fumble
5	04:14	02:45	1:29	Interception	NYG 44	3	7	0	7	0	GB 49	Punt	5	05:06	04:14	0:52	Downs	NYG 49	2	3	0	3	0	NYG 46	Interception
6	00:13	00:00	0:13	Kickoff	NYG 11	1	-1	0	-1	0	NYG 11	End Half	6	02:45	00:13	2:32	Punt	GB 17	10	38	27	65	3	NYG 18	Field Goal
7	15:00	12:52	2:08	Kickoff	NYG 25	3	8	0	8	0	NYG 33	Punt	7	11:22	09:05	2:17	Kickoff	GB 25	4	13	0	13	1	GB 38	Punt
8	12:52	11:22	1:30	Fumble	GB 31	3	31	0	31	2	GB 1	Touchdown	8	09:05	07:31	1:34	Muffed Punt	NYG 14	4	0	0	0	0	NYG 14	Field Goal
9	07:31	01:28	6:03	Kickoff	NYG 25	10	80	-5	75	5	GB 8	Touchdown	9	01:28	10:42	5:46	Kickoff	GB 25	12	48	0	48	4	NYG 27	Missed FG
10	10:42	08:59	1:43	Missed FG	NYG 35	3	6	0	6	0	NYG 41	Punt	10	08:59	05:30	3:29	Punt	GB 16	7	54	0	54	2	NYG 30	Field Goal
11	05:30	03:34	1:56	Kickoff	NYG 25	3	57	0	57	1	NYG 48	Fumble	11	03:34	01:33	2:01	Fumble	NYG 36	9	36	0	36	3	NYG 6	Touchdown
12	01:33	00:00	1:33	Kickoff	NYG 25	8	57	0	57	2	GB 18	Field Goal													

GIANTS 2023 REGULAR SEASON SCORING DRIVES

DATE	OPPONENT	PLAYS	YARDS	Q TIME	SCORING PLAY	NYG	OPP
09/17	at Arizona	3	75	Q3 1:17	D. Jones: 14-yard run	7	20
		12	75	Q3 6:07	S. Barkley: 1-yard run	14	28
		13	80	Q4 5:50	S. Barkley: 9-yard pass from D. Jones	21	28
		6	64	Q4 3:06	I. Hodgins: 11-yard pass from D. Jones	28	28
09/21	at San Francisco	8	56	Q4 2:12	G. Gano: 34-yard FG	31	28
		12	49	Q1 5:26	G. Gano: 44-yard FG	3	3
		8	37	Q2 1:27	G. Gano: 57-yard FG	6	17
		2	37	Q3 0:46	M. Breida: 8-yard run	12	17
10/02	Seattle	12	61	Q2 6:11	G. Gano: 55-yard FG	3	7
10/08	at Miami	13	44	Q2 6:21	G. Gano: 49-yard FG	3	14
		4	4	Q3 2:18	G. Gano: 37-yard FG	13	24
		10	18	Q4 3:54	G. Gano: 51-yard FG	16	31
10/15	at Buffalo	12	45	Q1 6:01	G. Gano: 29-yard FG	3	0
		9	34	Q2 4:26	G. Gano: 43-yard FG	6	0
		9	79	Q4 4:19	G. Gano: 29-yard FG	9	7
10/22	Washington	8	88	Q1 4:33	Q2: D. Waller: 15-yard pass from T. Taylor	7	0
		2	48	Q2 0:38	S. Barkley: 32-yard pass from T. Taylor	14	0
10/29	N.Y. Jets	4	6	Q1 1:26	G. Gano: 31-yard FG	3	0
		11	75	Q3 6:01	T. DeVito: 6-yard run	10	7
11/05	at Las Vegas	11	84	Q3 5:53	Q4: W. Robinson: 9-yard pass from T. DeVito	6	27
11/12	at Dallas	7	91	Q3 3:29	L. Cager: 10-yard pass from T. DeVito	7	28
		5	5	Q4 2:02	R. Bullock: 40-yard FG	10	42
		14	75	Q4 2:08	S. Shepard: 2-yard pass from T. DeVito	17	49
11/19	at Washington	4	45	Q1 1:10	S. Barkley: 24-yard pass from T. DeVito	7	0
		6	62	Q2 2:45	D. Slayton: 40-yard pass from T. DeVito	14	3
		5	68	Q3 2:10	Q4: S. Barkley: 5-yard pass from T. DeVito	21	12
		7	46	Q4 4:23	R. Bullock: 36-yard FG	24	12
11/26	New England	6	26	Q2 2:34	I. Hodgins: 12-yard pass from T. DeVito	7	0
		7	8	Q4 4:21	R. Bullock: 42-yard FG	10	7
12/11	Green Bay	8	75	Q1 4:06	Q2: S. Barkley: 5-yard run	7	7
		3	31	Q3 1:30	S. Barkley: 1-yard run	14	10
		10	75	Q3 6:03	I. Hodgins: 8-yard pass from T. DeVito	21	13
		8	57	Q4 1:33	R. Bullock: 37-yard FG	24	22
12/17		--	--	--	--	--	
12/25		--	--	--	--	--	
12/31		--	--	--	--	--	
01/07		--	--	--	--	--	
AVG		7.8	52.2	3:31			
TOTALS		259	1,723	116:26			

GIANTS OPPONENTS 2023 REGULAR SEASON SCORING DRIVES

DATE	OPPONENT	PLAYS	YARDS	Q TIME	SCORING PLAY	NYG	OPP
09/10	Dallas	9	72	Q1 3:45	B. Aubrey: 21-yard FG	0	9
		11	60	Q1 4:26	Q2: B. Aubrey: 38-yard FG	0	19
		5	38	Q2 2:45	T. Pollard: 2-yard run	0	26
		10	75	Q3 4:59	T. Pollard: 1-yard run	0	33
09/17	at Arizona	8	50	Q4 3:29	K. Turpin: 7-yard run	0	40
		9	86	Q1 4:41	J. Conner: 4-yard run	0	7
		7	80	Q1 3:27	Q2: J. Dobbs: 23-yard run	0	14
		9	54	Q2 5:02	M. Prater: 37-yard FG	0	17
09/21	at San Francisco	6	8	Q2 3:11	M. Prater: 44-yard FG	0	20
		8	75	Q3 4:09	M. Brown: 3-yard pass from J. Dobbs	7	28
		15	64	Q1 6:16	J. Moody: 28-yard FG	0	3
		11	72	Q2 6:24	R. Bell: 9-yard pass from B. Purdy	3	10
10/02	Seattle	11	73	Q2 4:33	C. McCaffrey: 4-yard run	3	17
		11	72	Q3 5:52	J. Moody: 21-yard FG	12	20
		8	51	Q3 4:26	Q4: J. Moody: 36-yard FG	12	23
		8	70	Q4 5:02	D. Samuel: 27-yard pass from B. Purdy	12	30
10/08	at Miami	2	7	Q1 0:45	D. Metcalf: 6-yard pass from G. Smith	0	7
		7	75	Q2 1:26	K. Walker III: 1-yard run	3	14
		6	29	Q4 3:00	J. Myers: 34-yard FG	3	24
10/15	at Buffalo	8	89	Q1 4:18	J. Waddle: 2-yard pass from T. Tagovailoa	0	7
		3	94	Q2 0:58	D. Achane: 76-yard run	0	14
		9	50	Q2 1:40	J. Sanders: 40-yard FG	10	17
		3	75	Q3 0:54	T. Hill: 69-yard pass from T. Tagovailoa	10	24
10/22	Washington	8	75	Q3 4:26	R. Mostert: 2-yard run	13	31
		17	89	Q3 9:58	Q4: D. Harty: 3-yard pass from J. Allen	6	7
10/29	N.Y. Jets	12	75	Q4 6:47	Q. Morris: 15-yard pass from J. Allen	9	14
		6	21	Q3 2:48	B. Robinson Jr.: 4-yard run	14	7
10/29	N.Y. Jets	1	50	Q1 0:12	B. Hall: 50-yard pass from Z. Wilson	3	7
		4	58	Q4 0:24	G. Zuerlein: 35-yard FG	10	10
		6	46	OT 2:02	G. Zuerlein: 33-yard FG	10	13

11/05	at Las Vegas	6	67	Q1	3:50	J. Meyers: 17-yard run	0	7
		8	65	Q2	4:02	J. Jacobs: 2-yard run	0	14
		4	60	Q2	1:39	J. Jacobs: 1-yard run	0	21
		6	20	Q2	1:41	D. Carlson: 24-yard FG	0	24
		14	47	Q3	6:37	D. Carlson: 46-yard FG	0	27
		4	5	Q4	0:53	D. Carlson: 41-yard FG	6	30
11/12	at Dallas	5	46	Q1	1:41	C. Lamb: 14-yard run	0	7
		8	96	Q2	4:35	J. Ferguson: 1-yard pass from D. Prescott	0	14
		6	54	Q2	2:48	B. Cooks: 10-yard pass from D. Prescott	0	21
		7	85	Q2	2:31	D. Prescott: 10-yard run	0	28
		6	86	Q3	3:27	M. Gallup: 41-yard pass from D. Prescott	7	35
		8	77	Q3	3:04	C. Lamb: 12-yard pass from D. Prescott	7	42
		11	75	Q4	6:40	R. Dowdle: 1-yard run	10	49
11/19	at Washington	9	70	Q1	4:17	J. Slye: 23-yard FG	7	3
		12	75	Q2	4:26	S. Howell: 7-yard run	14	9
		13	68	Q3	7:37	J. Slye: 42-yard FG	14	12
		12	75	Q4	4:32	J. Dotson: 8-yard pass from S. Howell	24	19
11/26	New England	11	60	Q3	6:58	R. Stevenson: 7-yard run	7	7
12/11	Green Bay	7	62	Q1	3:51	J. Reed: 16-yard run	0	7
		10	65	Q2	2:32	A. Carlson: 36-yard FG	7	10
		4	0	Q3	1:34	A. Carlson: 32-yard FG	14	13
		7	54	Q4	3:29	A. Carlson: 48-yard FG	21	16
		9	36	Q4	2:01	M. Heath: 6-yard pass from J. Love	21	22
12/17		--	--	--	--	--	--	
12/25		--	--	--	--	--	--	
12/31		--	--	--	--	--	--	
01/07		--	--	--	--	--	--	
AVG		8.0	60.0	3:42				
TOTALS		425	3,181	196:50				

GIANTS 2023 REGULAR SEASON SCORING DRIVES

DATE	OPPONENT	PLAYS	YARDS	Q TIME	SCORING PLAY	NYG	OPP	
09/17	at Arizona	3	75	Q3	1:17	D. Jones: 14-yard run	7	20
		12	75	Q3	6:07	S. Barkley: 1-yard run	14	28
		13	80	Q4	5:50	S. Barkley: 9-yard pass from D. Jones	21	28
		6	64	Q4	3:06	I. Hodgins: 11-yard pass from D. Jones	28	28
		8	56	Q4	2:12	G. Gano: 34-yard FG	31	28
09/21	at San Francisco	12	49	Q1	5:26	G. Gano: 44-yard FG	3	3
		8	37	Q2	1:27	G. Gano: 57-yard FG	6	17
		2	37	Q3	0:46	M. Breida: 8-yard run	12	17
10/02	Seattle	12	61	Q2	6:11	G. Gano: 55-yard FG	3	7
10/08	at Miami	13	44	Q2	6:21	G. Gano: 49-yard FG	3	14
		4	4	Q3	2:18	G. Gano: 37-yard FG	13	24
		10	18	Q4	3:54	G. Gano: 51-yard FG	16	31
10/15	at Buffalo	12	45	Q1	6:01	G. Gano: 29-yard FG	3	0
		9	34	Q2	4:26	G. Gano: 43-yard FG	6	0
		9	79	Q4	4:19	G. Gano: 29-yard FG	9	7
		10/22	Washington	8	88	Q1	4:33	Q2: D. Waller: 15-yard pass from T. Taylor
		2	48	Q2	10:38	S. Barkley: 32-yard pass from T. Taylor	14	0
10/29	N.Y. Jets	4	6	Q1	1:26	G. Gano: 31-yard FG	3	0
		11	75	Q3	6:01	T. DeVito: 6-yard run	10	7
		11/05	at Las Vegas	11	84	Q3	5:53	Q4: W. Robinson: 9-yard pass from T. DeVito
11/12	at Dallas	7	91	Q3	3:29	L. Cager: 10-yard pass from T. DeVito	7	28
		5	5	Q4	2:02	R. Bullock: 40-yard FG	10	42
		14	75	Q4	2:08	S. Shepard: 2-yard pass from T. DeVito	17	49
11/19	at Washington	4	45	Q1	1:10	S. Barkley: 24-yard pass from T. DeVito	7	0
		6	62	Q2	2:45	D. Slayton: 40-yard pass from T. DeVito	14	3
		5	68	Q3	2:10	Q4: S. Barkley: 5-yard pass from T. DeVito	21	12
		7	46	Q4	4:23	R. Bullock: 36-yard FG	24	12
11/26	New England	6	26	Q2	2:34	I. Hodgins: 12-yard pass from T. DeVito	7	0
		7	8	Q4	4:21	R. Bullock: 42-yard FG	10	7
12/11	Green Bay	8	75	Q1	4:06	Q2: S. Barkley: 5-yard run	7	7
		3	31	Q3	1:30	S. Barkley: 1-yard run	14	10
		10	75	Q3	6:03	I. Hodgins: 8-yard pass from T. DeVito	21	13
		8	57	Q4	1:33	R. Bullock: 37-yard FG	24	22
12/17		--	--	--	--	--	--	
12/25		--	--	--	--	--	--	
12/31		--	--	--	--	--	--	
01/07		--	--	--	--	--	--	
AVG		7.8	52.2	3:31				
TOTALS		259	1,723	116:26				

GIANTS OPPONENTS 2023 REGULAR SEASON SCORING DRIVES

DATE	OPPONENT	PLAYS	YARDS	Q TIME	SCORING PLAY	NYG	OPP
------	----------	-------	-------	--------	--------------	-----	-----

2023 SCORING DRIVES



09/10	Dallas	9	72	Q1	3:45	B. Aubrey: 21-yard FG	0	9
		11	60	Q1	4:26	Q2: B. Aubrey: 38-yard FG	0	19
		5	38	Q2	2:45	T. Pollard: 2-yard run	0	26
		10	75	Q3	4:59	T. Pollard: 1-yard run	0	33
09/17	at Arizona	8	50	Q4	3:29	K. Turpin: 7-yard run	0	40
		9	86	Q1	4:41	J. Conner: 4-yard run	0	7
		7	80	Q1	3:27	Q2: J. Dobbs: 23-yard run	0	14
		9	54	Q2	5:02	M. Prater: 37-yard FG	0	17
09/21	at San Francisco	6	8	Q2	3:11	M. Prater: 44-yard FG	0	20
		8	75	Q3	4:09	M. Brown: 3-yard pass from J. Dobbs	7	28
		15	64	Q1	6:16	J. Moody: 28-yard FG	0	3
		11	72	Q2	6:24	R. Bell: 9-yard pass from B. Purdy	3	10
10/02	Seattle	11	73	Q2	4:33	C. McCaffrey: 4-yard run	3	17
		11	72	Q3	5:52	J. Moody: 21-yard FG	12	20
		8	51	Q3	4:26	Q4: J. Moody: 36-yard FG	12	23
		8	70	Q4	5:02	D. Samuel: 27-yard pass from B. Purdy	12	30
10/08	at Miami	2	7	Q1	10:45	D. Metcalf: 6-yard pass from G. Smith	0	7
		7	75	Q2	1:26	K. Walker III: 1-yard run	3	14
		6	29	Q4	3:00	J. Myers: 34-yard FG	3	24
		8	89	Q1	4:18	J. Waddle: 2-yard pass from T. Tagovailoa	0	7
10/15	at Buffalo	3	94	Q2	10:58	D. Achane: 76-yard run	0	14
		9	50	Q2	1:40	J. Sanders: 40-yard FG	10	17
		3	75	Q3	10:54	T. Hill: 69-yard pass from T. Tagovailoa	10	24
		8	75	Q3	4:26	R. Mostert: 2-yard run	13	31
10/22	Washington	17	89	Q3	9:58	Q4: D. Harty: 3-yard pass from J. Allen	6	7
		12	75	Q4	6:47	Q. Morris: 15-yard pass from J. Allen	9	14
		6	21	Q3	2:48	B. Robinson Jr.: 4-yard run	14	7
		1	50	Q1	10:12	B. Hall: 50-yard pass from Z. Wilson	3	7
10/29	N.Y. Jets	4	58	Q4	10:24	G. Zuerlein: 35-yard FG	10	10
		6	46	OT	2:02	G. Zuerlein: 33-yard FG	10	13
		6	67	Q1	3:50	J. Meyers: 17-yard run	0	7
		8	65	Q2	4:02	J. Jacobs: 2-yard run	0	14
11/05	at Las Vegas	4	60	Q2	1:39	J. Jacobs: 1-yard run	0	21
		6	20	Q2	1:41	D. Carlson: 24-yard FG	0	24
		14	47	Q3	6:37	D. Carlson: 46-yard FG	0	27
		4	5	Q4	0:53	D. Carlson: 41-yard FG	6	30
11/12	at Dallas	5	46	Q1	1:41	C. Lamb: 14-yard run	0	7
		8	96	Q2	4:35	J. Ferguson: 1-yard pass from D. Prescott	0	14
		6	54	Q2	2:48	B. Cooks: 10-yard pass from D. Prescott	0	21
		7	85	Q2	2:31	D. Prescott: 10-yard run	0	28
11/19	at Washington	6	86	Q3	3:27	M. Gallup: 41-yard pass from D. Prescott	7	35
		8	77	Q3	3:04	C. Lamb: 12-yard pass from D. Prescott	7	42
		11	75	Q4	6:40	R. Dowdle: 1-yard run	10	49
		9	70	Q1	4:17	J. Slye: 23-yard FG	7	3
11/26	New England	12	75	Q2	4:26	S. Howell: 7-yard run	14	9
		13	68	Q3	7:37	J. Slye: 42-yard FG	14	12
		12	75	Q4	4:32	J. Dotson: 8-yard pass from S. Howell	24	19
		11	60	Q3	6:58	R. Stevenson: 7-yard run	7	7
12/11	Green Bay	7	62	Q1	3:51	J. Reed: 16-yard run	0	7
		10	65	Q2	2:32	A. Carlson: 36-yard FG	7	10
		4	0	Q3	1:34	A. Carlson: 32-yard FG	14	13
		7	54	Q4	3:29	A. Carlson: 48-yard FG	21	16
12/17		9	36	Q4	2:01	M. Heath: 6-yard pass from J. Love	21	22
		--	--	--	--	--	--	--
		--	--	--	--	--	--	--
		--	--	--	--	--	--	--
01/07		--	--	--	--	--	--	--
		--	--	--	--	--	--	--
		--	--	--	--	--	--	--
		--	--	--	--	--	--	--
AVG		8.0	60.0	3:42				
TOTALS		425	3,181	196:50				

2023 REGULAR SEASON - BIG RUN PLAYS (10+ YARDS)

DATE	OPPONENT	NYG PLAYER	YDS.	RESULT
11/19	at WAS	Barkley, S.	36	Touchdown
10/15	at BUF	Barkley, S.	34	Field Goal
12/11	GB	Barkley, S.	34	Fumble
10/29	NYJ	Barkley, S.	34	Touchdown
12/11	GB	Robinson, W.	32	Touchdown
11/19	at WAS	Barkley, S.	31	Field Goal
11/5	at LV	Barkley, S.	26	Interception
12/11	GB	DeVito, T.	26	Touchdown
11/12	at DAL	Barkley, S.	21	Touchdown
10/22	WAS	Taylor, T.	20	Touchdown
10/15	at BUF	Barkley, S.	19	Field Goal
11/26	NE	Barkley, S.	19	Punt
11/12	at DAL	DeVito, T.	19	Touchdown
9/10	DAL	Barkley, S.	18	Downs
12/11	GB	Barkley, S.	17	Fumble
10/2	SEA	Jones, D.	17	Interception
10/29	NYJ	Taylor, T.	17	Missed FG
9/17	at ARI	Barkley, S.	16	Field Goal
10/2	SEA	Jones, D.	16	Punt
9/17	at ARI	Jones, D.	15	Touchdown
11/26	NE	Barkley, S.	14	Fumble
9/17	at ARI	Jones, D.	14T	Touchdown
11/12	at DAL	Barkley, S.	13	Touchdown
12/11	GB	DeVito, T.	13	Touchdown
9/17	at ARI	Jones, D.	13	Touchdown
10/22	WAS	Barkley, S.	12	Missed FG
11/12	at DAL	Barkley, S.	11	Punt
9/10	DAL	Jones, D.	11	Blocked FG
10/8	at MIA	Jones, D.	11	Punt
11/12	at DAL	Barkley, S.	10	Field Goal
11/5	at LV	Barkley, S.	10	Downs
12/11	GB	Barkley, S.	10	Punt
9/17	at ARI	Barkley, S.	10	Field Goal
12/11	GB	DeVito, T.	10	Touchdown
10/2	SEA	Jones, D.	10	Interception
10/29	NYJ	Robinson, W.	10	Punt
12/17	at NO	--	--	--
12/25	at PHI	--	--	--
12/31	LAR	--	--	--
1/7	PHI	--	--	--
TOTALS		36 - 649 (18.0), 1 TDS		

DATE	OPPONENT	OPP. PLAYER	YDS.	RESULT
10/8	at MIA	Achane, D.	76T	Touchdown
10/2	SEA	Walker III, K.	31	Field Goal
9/10	DAL	Pollard, T.	25	Touchdown
10/8	at MIA	Achane, D.	24	Touchdown
9/17	at ARI	Dobbs, J.	23T	Touchdown
11/19	at WAS	Gore, D.	23	End Game
10/8	at MIA	Mostert, R.	23	Touchdown
9/17	at ARI	Conner, J.	22	Touchdown
9/17	at ARI	Conner, J.	21	Touchdown
11/12	at DAL	Dowdle, R.	21	Downs
11/19	at WAS	Howell, S.	20	Field Goal
12/11	GB	Reed, J.	20	Punt
9/21	at SF	Mitchell, E.	18	Touchdown
11/19	at WAS	Robinson Jr., B.	18	Fumble
9/17	at ARI	Conner, J.	17	Missed FG
11/12	at DAL	Dowdle, R.	17	Touchdown
11/5	at LV	Meyers, J.	17T	Touchdown
10/29	NYJ	Wilson, Z.	17	Downs
12/11	GB	Reed, J.	16T	Touchdown
11/19	at WAS	Rodriguez Jr., C.	16	Fumble
10/2	SEA	Walker III, K.	16	Downs
10/2	SEA	Charbonnet, Z.	15	Downs
11/5	at LV	Jacobs, J.	15	Touchdown
11/12	at DAL	Pollard, T.	15	Touchdown
11/26	NE	Stevenson, R.	15	Interception
10/15	at BUF	Cook, J.	14	Missed FG

10/15	at BUF	Cook, J.	14	Missed FG
11/12	at DAL	Lamb, C.	14T	Touchdown
12/11	GB	Taylor, P.	14	Field Goal
9/17	at ARI	Dobbs, J.	13	Touchdown
11/26	NE	Elliott, E.	13	Punt
11/26	NE	Stevenson, R.	13	Touchdown
11/26	NE	Stevenson, R.	13	Missed FG
10/8	at MIA	Achane, D.	12	Interception
10/8	at MIA	Achane, D.	12	Interception
11/12	at DAL	Dowdle, R.	12	Touchdown
9/21	at SF	McCaffrey, C.	12	Touchdown
10/15	at BUF	Murray, L.	12	Touchdown
9/10	DAL	Pollard, T.	12	Touchdown
11/12	at DAL	Pollard, T.	12	Touchdown
10/22	WAS	Howell, S.	11	Interception
10/2	SEA	Lock, D.	11	Touchdown
10/8	at MIA	Mostert, R.	11	Touchdown
11/19	at WAS	Robinson Jr., B.	11	Touchdown
11/19	at WAS	Robinson Jr., B.	11	Field Goal
9/17	at ARI	Conner, J.	10	Touchdown
10/15	at BUF	Cook, J.	10	Touchdown
9/10	DAL	Dowdle, R.	10	Field Goal
11/5	at LV	Jacobs, J.	10	Touchdown
9/21	at SF	McCaffrey, C.	10	Touchdown
9/21	at SF	McCaffrey, C.	10	Field Goal
10/15	at BUF	Murray, L.	10	Punt
11/12	at DAL	Prescott, D.	10T	Touchdown
12/17	at NO	--	--	--
12/25	at PHI	--	--	--
12/31	LAR	--	--	--
1/7	PHI	--	--	--

TOTALS 53 - 868 (16.4), 6 TDS

2023 REGULAR SEASON - BIG PASS PLAYS (20+ YARDS)

DATE	OPPONENT	NYG PLAYER	YDS.	RESULT
9/17	at ARI	Jones, D. -> Hyatt, J.	58	Touchdown
10/22	WAS	Taylor, T. -> Hyatt, J.	42	Fumble
11/26	NE	DeVito, T. -> Hyatt, J.	41	Punt
11/19	at WAS	DeVito, T. -> Slayton, D.	40T	Touchdown
11/5	at LV	DeVito, T. -> Slayton, D.	34	Touchdown
10/22	WAS	Taylor, T. -> Hyatt, J.	33	Missed FG
12/11	GB	DeVito, T. -> Robinson, W.	32	Field Goal
10/22	WAS	Taylor, T. -> Barkley, S.	32T	Touchdown
9/17	at ARI	Jones, D. -> Hyatt, J.	31	Touchdown
10/15	at BUF	Taylor, T. -> Slayton, D.	31	End Half
11/26	NE	DeVito, T. -> Hyatt, J.	29	Fumble
9/17	at ARI	Jones, D. -> Slayton, D.	29	Touchdown
10/15	at BUF	Taylor, T. -> Slayton, D.	27	Field Goal
10/22	WAS	Taylor, T. -> Waller, D.	27	Punt
11/12	at DAL	DeVito, T. -> Bellinger, D.	26	Touchdown
11/19	at WAS	DeVito, T. -> Bellinger, D.	26	Touchdown
12/11	GB	DeVito, T. -> Robinson, W.	25	Touchdown
9/17	at ARI	Jones, D. -> Waller, D.	25	Touchdown
11/19	at WAS	DeVito, T. -> Barkley, S.	24T	Touchdown
11/19	at WAS	DeVito, T. -> Slayton, D.	24	Touchdown
9/10	DAL	Jones, D. -> Hodgins, I.	24	Fumble
11/5	at LV	DeVito, T. -> Bellinger, D.	23	Downs
11/26	NE	DeVito, T. -> Hyatt, J.	22	Punt
10/2	SEA	Jones, D. -> Breida, M.	22	Punt
10/2	SEA	Jones, D. -> Breida, M.	22	Field Goal
9/10	DAL	Jones, D. -> Waller, D.	22	Missed FG
10/22	WAS	Taylor, T. -> Robinson, W.	22	Touchdown
10/22	WAS	Taylor, T. -> Slayton, D.	22	Touchdown
11/19	at WAS	DeVito, T. -> Barkley, S.	21	Punt
11/19	at WAS	DeVito, T. -> Robinson, W.	21	Punt
10/8	at MIA	Jones, D. -> Waller, D.	21	Field Goal
10/8	at MIA	Taylor, T. -> Slayton, D.	20	Downs
10/15	at BUF	Taylor, T. -> Waller, D.	20	Field Goal
12/17	at NO	--	--	--
12/25	at PHI	--	--	--
12/31	LAR	--	--	--
1/7	PHI	--	--	--

TOTALS

33 - 918 (27.8), 3 TDS

DATE	OPPONENT	OPP. PLAYER	YDS.	RESULT
10/8	at MIA	Tagovailoa, T. -> Hill, T.	69T	Touchdown
10/8	at MIA	Tagovailoa, T. -> Hill, T.	64	Interception
10/2	SEA	Lock, D. -> Fant, N.	51	Touchdown
11/5	at LV	O'Connell, A. -> Tucker, T.	50	Touchdown
10/29	NYJ	Wilson, Z. -> Hall, B.	50T	Touchdown
9/10	DAL	Prescott, D. -> Lamb, C.	49	Field Goal
12/11	GB	Love, J. -> Kraft, T.	43	Field Goal
11/12	at DAL	Prescott, D. -> Gallup, M.	41T	Touchdown
9/21	at SF	Purdy, B. -> Samuel, D.	40	Field Goal
11/12	at DAL	Prescott, D. -> Cooks, B.	37	Touchdown
12/11	GB	Love, J. -> Dillon, A.	35	Touchdown
11/12	at DAL	Prescott, D. -> Cooks, B.	34	Touchdown
11/12	at DAL	Prescott, D. -> Cooks, B.	32	Touchdown
10/22	WAS	Howell, S. -> McLaurin, T.	31	Missed FG
11/12	at DAL	Prescott, D. -> Lamb, C.	30	Touchdown
11/12	at DAL	Prescott, D. -> Lamb, C.	30	Downs
9/21	at SF	Purdy, B. -> Samuel, D.	30	Touchdown
11/19	at WAS	Howell, S. -> Thomas, L.	29	Field Goal
9/21	at SF	Purdy, B. -> Kittle, G.	29	Field Goal
11/12	at DAL	Rush, C. -> Gallup, M.	29	Touchdown
10/29	NYJ	Wilson, Z. -> Lazard, A.	29	Field Goal
10/29	NYJ	Wilson, Z. -> Wilson, G.	29	Field Goal
10/15	at BUF	Allen, J. -> Diggs, S.	28	Punt
11/12	at DAL	Prescott, D. -> Lamb, C.	28	Touchdown
10/22	WAS	Howell, S. -> McLaurin, T.	27	Missed FG
9/21	at SF	Purdy, B. -> Samuel, D.	27T	Touchdown
11/12	at DAL	Prescott, D. -> Cooks, B.	25	Touchdown
11/5	at LV	O'Connell, A. -> Meyers, J.	24	Touchdown
9/21	at SF	Purdy, B. -> Jennings, J.	24	Field Goal
9/17	at ARI	Dobbs, J. -> McBride, T.	23	Touchdown
10/2	SEA	Smith, G. -> Lockett, T.	23	Downs
10/8	at MIA	Tagovailoa, T. -> Wilson Jr., C.	23	Touchdown
9/17	at ARI	Dobbs, J. -> Brown, M.	22	Field Goal
9/17	at ARI	Dobbs, J. -> Wilson, M.	21	Touchdown
11/19	at WAS	Howell, S. -> Robinson Jr., B.	21	Touchdown
10/8	at MIA	Tagovailoa, T. -> Waddle, J.	20	Touchdown
12/17	at NO	--	--	--
12/25	at PHI	--	--	--
12/31	LAR	--	--	--
1/7	PHI	--	--	--

TOTALS

36 - 1,197 (33.3), 4 TDS

2023 REGULAR SEASON - BIG RUN PLAYS (10+ YARDS)

DATE	OPPONENT	NYG PLAYER	YDS.	RESULT
11/19	at WAS	Barkley, S.	36	Touchdown
10/15	at BUF	Barkley, S.	34	Field Goal
12/11	GB	Barkley, S.	34	Fumble
10/29	NYJ	Barkley, S.	34	Touchdown
12/11	GB	Robinson, W.	32	Touchdown
11/19	at WAS	Barkley, S.	31	Field Goal
11/5	at LV	Barkley, S.	26	Interception
12/11	GB	DeVito, T.	26	Touchdown
11/12	at DAL	Barkley, S.	21	Touchdown
10/22	WAS	Taylor, T.	20	Touchdown
10/15	at BUF	Barkley, S.	19	Field Goal
11/26	NE	Barkley, S.	19	Punt
11/12	at DAL	DeVito, T.	19	Touchdown
9/10	DAL	Barkley, S.	18	Downs
12/11	GB	Barkley, S.	17	Fumble
10/2	SEA	Jones, D.	17	Interception
10/29	NYJ	Taylor, T.	17	Missed FG
9/17	at ARI	Barkley, S.	16	Field Goal
10/2	SEA	Jones, D.	16	Punt
9/17	at ARI	Jones, D.	15	Touchdown
11/26	NE	Barkley, S.	14	Fumble
9/17	at ARI	Jones, D.	14T	Touchdown
11/12	at DAL	Barkley, S.	13	Touchdown
12/11	GB	DeVito, T.	13	Touchdown
9/17	at ARI	Jones, D.	13	Touchdown

10/22	WAS	Barkley, S.	12	Missed FG
11/12	at DAL	Barkley, S.	11	Punt
9/10	DAL	Jones, D.	11	Blocked FG
10/8	at MIA	Jones, D.	11	Punt
11/12	at DAL	Barkley, S.	10	Field Goal
11/5	at LV	Barkley, S.	10	Downs
12/11	GB	Barkley, S.	10	Punt
9/17	at ARI	Barkley, S.	10	Field Goal
12/11	GB	DeVito, T.	10	Touchdown
10/2	SEA	Jones, D.	10	Interception
10/29	NYJ	Robinson, W.	10	Punt
12/17	at NO	--	--	--
12/25	at PHI	--	--	--
12/31	LAR	--	--	--
1/7	PHI	--	--	--
TOTALS		36 - 649 (18.0), 1 TDS		

DATE	OPPONENT	OPP. PLAYER	YDS.	RESULT
10/8	at MIA	Achane, D.	76T	Touchdown
10/2	SEA	Walker III, K.	31	Field Goal
9/10	DAL	Pollard, T.	25	Touchdown
10/8	at MIA	Achane, D.	24	Touchdown
9/17	at ARI	Dobbs, J.	23T	Touchdown
11/19	at WAS	Gore, D.	23	End Game
10/8	at MIA	Mostert, R.	23	Touchdown
9/17	at ARI	Conner, J.	22	Touchdown
9/17	at ARI	Conner, J.	21	Touchdown
11/12	at DAL	Dowdle, R.	21	Downs
11/19	at WAS	Howell, S.	20	Field Goal
12/11	GB	Reed, J.	20	Punt
9/21	at SF	Mitchell, E.	18	Touchdown
11/19	at WAS	Robinson Jr., B.	18	Fumble
9/17	at ARI	Conner, J.	17	Missed FG
11/12	at DAL	Dowdle, R.	17	Touchdown
11/5	at LV	Meyers, J.	17T	Touchdown
10/29	NYJ	Wilson, Z.	17	Downs
12/11	GB	Reed, J.	16T	Touchdown
11/19	at WAS	Rodriguez Jr., C.	16	Fumble
10/2	SEA	Walker III, K.	16	Downs
10/2	SEA	Charbonnet, Z.	15	Downs
11/5	at LV	Jacobs, J.	15	Touchdown
11/12	at DAL	Pollard, T.	15	Touchdown
11/26	NE	Stevenson, R.	15	Interception
10/15	at BUF	Cook, J.	14	Missed FG
10/15	at BUF	Cook, J.	14	Missed FG
11/12	at DAL	Lamb, C.	14T	Touchdown
12/11	GB	Taylor, P.	14	Field Goal
9/17	at ARI	Dobbs, J.	13	Touchdown
11/26	NE	Elliott, E.	13	Punt
11/26	NE	Stevenson, R.	13	Touchdown
11/26	NE	Stevenson, R.	13	Missed FG
10/8	at MIA	Achane, D.	12	Interception
10/8	at MIA	Achane, D.	12	Interception
11/12	at DAL	Dowdle, R.	12	Touchdown
9/21	at SF	McCaffrey, C.	12	Touchdown
10/15	at BUF	Murray, L.	12	Touchdown
9/10	DAL	Pollard, T.	12	Touchdown
11/12	at DAL	Pollard, T.	12	Touchdown
10/22	WAS	Howell, S.	11	Interception
10/2	SEA	Lock, D.	11	Touchdown
10/8	at MIA	Mostert, R.	11	Touchdown
11/19	at WAS	Robinson Jr., B.	11	Touchdown
11/19	at WAS	Robinson Jr., B.	11	Field Goal
9/17	at ARI	Conner, J.	10	Touchdown
10/15	at BUF	Cook, J.	10	Touchdown
9/10	DAL	Dowdle, R.	10	Field Goal
11/5	at LV	Jacobs, J.	10	Touchdown
9/21	at SF	McCaffrey, C.	10	Touchdown
9/21	at SF	McCaffrey, C.	10	Field Goal
10/15	at BUF	Murray, L.	10	Punt
11/12	at DAL	Prescott, D.	10T	Touchdown

12/17	at NO	--	--	--
12/25	at PHI	--	--	--
12/31	LAR	--	--	--
1/7	PHI	--	--	--
TOTALS		53 - 868 (16.4), 6 TDS		

2023 REGULAR SEASON - BIG PASS PLAYS (20+ YARDS)

DATE	OPPONENT	NYG PLAYER	YDS.	RESULT
9/17	at ARI	Jones, D. -> Hyatt, J.	58	Touchdown
10/22	WAS	Taylor, T. -> Hyatt, J.	42	Fumble
11/26	NE	DeVito, T. -> Hyatt, J.	41	Punt
11/19	at WAS	DeVito, T. -> Slayton, D.	40T	Touchdown
11/5	at LV	DeVito, T. -> Slayton, D.	34	Touchdown
10/22	WAS	Taylor, T. -> Hyatt, J.	33	Missed FG
12/11	GB	DeVito, T. -> Robinson, W.	32	Field Goal
10/22	WAS	Taylor, T. -> Barkley, S.	32T	Touchdown
9/17	at ARI	Jones, D. -> Hyatt, J.	31	Touchdown
10/15	at BUF	Taylor, T. -> Slayton, D.	31	End Half
11/26	NE	DeVito, T. -> Hyatt, J.	29	Fumble
9/17	at ARI	Jones, D. -> Slayton, D.	29	Touchdown
10/15	at BUF	Taylor, T. -> Slayton, D.	27	Field Goal
10/22	WAS	Taylor, T. -> Waller, D.	27	Punt
11/12	at DAL	DeVito, T. -> Bellinger, D.	26	Touchdown
11/19	at WAS	DeVito, T. -> Bellinger, D.	26	Touchdown
12/11	GB	DeVito, T. -> Robinson, W.	25	Touchdown
9/17	at ARI	Jones, D. -> Waller, D.	25	Touchdown
11/19	at WAS	DeVito, T. -> Barkley, S.	24T	Touchdown
11/19	at WAS	DeVito, T. -> Slayton, D.	24	Touchdown
9/10	DAL	Jones, D. -> Hodgins, I.	24	Fumble
11/5	at LV	DeVito, T. -> Bellinger, D.	23	Downs
11/26	NE	DeVito, T. -> Hyatt, J.	22	Punt
10/2	SEA	Jones, D. -> Breida, M.	22	Punt
10/2	SEA	Jones, D. -> Breida, M.	22	Field Goal
9/10	DAL	Jones, D. -> Waller, D.	22	Missed FG
10/22	WAS	Taylor, T. -> Robinson, W.	22	Touchdown
10/22	WAS	Taylor, T. -> Slayton, D.	22	Touchdown
11/19	at WAS	DeVito, T. -> Barkley, S.	21	Punt
11/19	at WAS	DeVito, T. -> Robinson, W.	21	Punt
10/8	at MIA	Jones, D. -> Waller, D.	21	Field Goal
10/8	at MIA	Taylor, T. -> Slayton, D.	20	Downs
10/15	at BUF	Taylor, T. -> Waller, D.	20	Field Goal
12/17	at NO	--	--	--
12/25	at PHI	--	--	--
12/31	LAR	--	--	--
1/7	PHI	--	--	--
TOTALS		33 - 918 (27.8), 3 TDS		

DATE	OPPONENT	OPP. PLAYER	YDS.	RESULT
10/8	at MIA	Tagovailoa, T. -> Hill, T.	69T	Touchdown
10/8	at MIA	Tagovailoa, T. -> Hill, T.	64	Interception
10/2	SEA	Lock, D. -> Fant, N.	51	Touchdown
11/5	at LV	O'Connell, A. -> Tucker, T.	50	Touchdown
10/29	NYJ	Wilson, Z. -> Hall, B.	50T	Touchdown
9/10	DAL	Prescott, D. -> Lamb, C.	49	Field Goal
12/11	GB	Love, J. -> Kraft, T.	43	Field Goal
11/12	at DAL	Prescott, D. -> Gallup, M.	41T	Touchdown
9/21	at SF	Purdy, B. -> Samuel, D.	40	Field Goal
11/12	at DAL	Prescott, D. -> Cooks, B.	37	Touchdown
12/11	GB	Love, J. -> Dillon, A.	35	Touchdown
11/12	at DAL	Prescott, D. -> Cooks, B.	34	Touchdown
11/12	at DAL	Prescott, D. -> Cooks, B.	32	Touchdown
10/22	WAS	Howell, S. -> McLaurin, T.	31	Missed FG
11/12	at DAL	Prescott, D. -> Lamb, C.	30	Touchdown
11/12	at DAL	Prescott, D. -> Lamb, C.	30	Downs
9/21	at SF	Purdy, B. -> Samuel, D.	30	Touchdown
11/19	at WAS	Howell, S. -> Thomas, L.	29	Field Goal
9/21	at SF	Purdy, B. -> Kittle, G.	29	Field Goal
11/12	at DAL	Rush, C. -> Gallup, M.	29	Touchdown
10/29	NYJ	Wilson, Z. -> Lazard, A.	29	Field Goal
10/29	NYJ	Wilson, Z. -> Wilson, G.	29	Field Goal
10/15	at BUF	Allen, J. -> Diggs, S.	28	Punt

11/12	at DAL	Prescott, D. -> Lamb, C.	28	Touchdown
10/22	WAS	Howell, S. -> McLaurin, T.	27	Missed FG
9/21	at SF	Purdy, B. -> Samuel, D.	27T	Touchdown
11/12	at DAL	Prescott, D. -> Cooks, B.	25	Touchdown
11/5	at LV	O'Connell, A. -> Meyers, J.	24	Touchdown
9/21	at SF	Purdy, B. -> Jennings, J.	24	Field Goal
9/17	at ARI	Dobbs, J. -> McBride, T.	23	Touchdown
10/2	SEA	Smith, G. -> Lockett, T.	23	Downs
10/8	at MIA	Tagovailoa, T. -> Wilson Jr., C.	23	Touchdown
9/17	at ARI	Dobbs, J. -> Brown, M.	22	Field Goal
9/17	at ARI	Dobbs, J. -> Wilson, M.	21	Touchdown
11/19	at WAS	Howell, S. -> Robinson Jr., B.	21	Touchdown
10/8	at MIA	Tagovailoa, T. -> Waddle, J.	20	Touchdown
12/17	at NO	--	--	--
12/25	at PHI	--	--	--
12/31	LAR	--	--	--
1/7	PHI	--	--	--
TOTALS			36 - 1,197 (33.3), 4 TDS	

AMERICAN FOOTBALL CONFERENCE

	OFFENSE			DEFENSE		
	TOTAL	RUSH	PASS	TOTAL	RUSH	PASS
Baltimore Ravens	9	*1	15	5	2	12
Buffalo Bills	2	3	5	2	4	7
Cincinnati Bengals	4	14	4	10	6	11
Cleveland Browns	8	2	11	8	14	2
Denver Broncos	10	9	9	3	9	6
Houston Texans	16	16	14	16	16	4
Indianapolis Colts	14	10	12	9	13	5
Jacksonville Jaguars	6	5	6	14	10	14
Kansas City Chiefs	*1	8	*1	6	7	9
Las Vegas Raiders	7	7	7	15	12	15
Los Angeles Chargers	5	15	2	12	15	3
Miami Dolphins	3	12T	3	11	3	13
New England Patriots	13	11	10	4	5	8
New York Jets	12	12T	8	*1	11	*1
Pittsburgh Steelers	11	6	13	7	8	10
Tennessee Titans	15	4	16	13	*1	16

NATIONAL FOOTBALL CONFERENCE

	OFFENSE			DEFENSE		
	TOTAL	RUSH	PASS	TOTAL	RUSH	PASS
Arizona Cardinals	12	13	10	9	4	13
Atlanta Falcons	13	2	15	13	10	14
Carolina Panthers	15	7	14	10	7	12
Chicago Bears	14	*1	16	14	16	9
Dallas Cowboys	5	6	7	6	9	5
Detroit Lions	2	8	3	16	14	15
Green Bay Packers	8	10	9	7	12	4
Los Angeles Rams	16	14T	13	8	3	11
Minnesota Vikings	4	14T	2	15	8	16
New Orleans Saints	10	12	8	4	11	2
New York Giants	9	3	12	11	13	8
Philadelphia Eagles	*1	4	4	2	6	*1
San Francisco 49ers	3	5	6	*1	*1	10
Seattle Seahawks	6	11	5	12	15	7
Tampa Bay Buccaneers	7	16	*1	5	5	6
Washington Commanders	11	9	11	3	2	3

NATIONAL FOOTBALL LEAGUE

	OFFENSE			DEFENSE		
	TOTAL	RUSH	PASS	TOTAL	RUSH	PASS
Arizona Cardinals	22	22	18	21	14	24
Atlanta Falcons	24	3	31	27	23	25
Baltimore Ravens	16	2	28	9T	3	26
Buffalo Bills	2	7	7	6	5	15
Carolina Panthers	29	10	29	22	18	22
Chicago Bears	28	*1	32	29	31	17
Cincinnati Bengals	8	29	5	16	7	23
Cleveland Browns	14	6	22	14	25	5
Dallas Cowboys	11	9	14	12	22	8
Denver Broncos	21	21	19	7	10	12
Detroit Lions	4	11	8	32	29	30
Green Bay Packers	17	15	17	17	26	6
Houston Texans	31	31	25	30	32	10
Indianapolis Colts	27	23	23	15	21	11
Jacksonville Jaguars	10	14	10	24	12	28
Kansas City Chiefs	*1	20	*1	11	8	18
Las Vegas Raiders	12	17	11T	28	19	29
Los Angeles Chargers	9	30	3	20	28	7
Los Angeles Rams	32	27T	27	19	13	21
Miami Dolphins	6	25T	4	18	4	27
Minnesota Vikings	7	27T	6	31	20	31
New England Patriots	26	24	20	8	6	16
New Orleans Saints	19	19	16	5	24	2
New York Giants	18	4	26	25	27	14
New York Jets	25	25T	15	4	16T	3
Philadelphia Eagles	3	5	9	2	16T	*1
Pittsburgh Steelers	23	16	24	13	9	19
San Francisco 49ers	5	8	13	*1	2	20
Seattle Seahawks	13	18	11T	26	30	13
Tampa Bay Buccaneers	15	32	2	9T	15	9
Tennessee Titans	30	13	30	23	*1	32
Washington Commanders	20	12	21	3	11	4

* = NFL leader | T = Tied for position

2023 REGULAR SEASON - DEFENSIVE TAKEAWAYS						
DATE	OPPONENT	TAKEAWAY	QTR.	SCORE	YD-LINE	RESULT
09/10	Dallas	None				
09/17	at Arizona	None				
09/21	at San Francisco	None				
10/02	Seattle	None				
10/08	at Miami	K. Thibodeaux FR (X. McKinney FF)	2	0-7	NYG-38	Punt
		J. Pinnock INT (T. Tagovailoa)	2	10-14	NYG-(-2)	TD
		B. Okereke INT (T. Tagovailoa)	3	10-24	MIA-30	FG
10/15	at Buffalo	M. McFadden FR (B. Okereke FF)	1	0-0	NYG-44	FG
		M. McFadden INT (J. Allen)	2	6-0	NYG-36	End of Half
10/22	Washington	D. Banks INT (S. Howell)	2	7-0	NYG-31	TD
10/29	N.Y. Jets	J. Ward FR (K. Thibodeaux FF)	1	0-0	NYJ-26	FG
		M. McFadden FR (Z. Wilson fumble)	2	3-7	NYJ-41	Punt
11/05	at Las Vegas	None				
11/12	at Dallas	C. Flott INT (D. Prescott)	2	0-7	DAL-33	Downs
		D. Holmes INT (C. Rush)	4	7-42	DAL-38	FG
11/19	at Washington	N. McCloud INT (S. Howell)	1	0-0	NYG-13	Punt
		X. McKinney FR (C. Flott FF)	1	0-0	WAS-45	TD
		M. McFadden FR (B. Okereke FF)	3	14-12	NYG-32	TD
		D. Holmes INT (S. Howell)	4	21-12	NYG-34	FG
		I. Simmons INT (S. Howell)	4	31-19	NYG-46	TD
11/26	New England	D. Banks INT (M. Jones)	1	0-0	NYG-43	Punt
		B. Okereke INT (M. Jones)	2	0-0	NYG-19	TD
		X. McKinney INT (B. Zappe)	4	7-7	50	FG
12/11	Green Bay	X. McKinney FR (K. Thibodeaux FF)	2	7-7	NYG-27	Downs
		J. Pinnock INT (J. Love)	2	7-7	NYG-23	Punt
12/17	--	--	--	--	--	--
12/25	--	--	--	--	--	--
12/31	--	--	--	--	--	--
01/07	--	--	--	--	--	--

2023 REGULAR SEASON - OFFENSIVE GIVEAWAYS						
DATE	OPPONENT	TAKEAWAY	QTR.	SCORE	YD-LINE	RESULT
09/10	Dallas	D. Jones INT (D. Bland)	1	0-16	NYG-22	TD
		D. Jones INT (S. Gilmore)	2	0-19	NYG-38	TD
		I. Hodgins fumble (T. Diggs FF; I. Mukuamu FR)	4	0-40	DAL-40	Punt
09/17	at Arizona	D. Jones INT (J. Thompson)	2	0-17	ARZ-31	FG
09/21	at San Francisco	D. Jones INT (T. Hufanga)	4	12-30	SF-40	Punt
10/02	Seattle	D. Jones fumble (M. Edwards Jr. FF; J. Brooks FR)	1	0-0	NYG-15	TD
		D. Jones INT (D. Witherspoon)	3	3-21	SEA-3	TD
		D. Jones INT (Q. Diggs)	4	3-21	SEA-34	FG
10/08	at Miami	None				
10/15	at Buffalo	None				
10/22	Washington	S. Barkley fumble (D. Payne FF; D. Payne FR)	4	14-7	WAS-8	Downs
10/29	N.Y. Jets	None				
11/05	at Las Vegas	T. DeVito INT (A. Robertson)	2	0-14	End Zone	TD
		T. DeVito INT (N. Hobbs)	2	0-21	NYG-35	FG
11/12	at Dallas	T. DeVito INT (D. Bland)	3	7-35	DAL-23	TD
11/19	at Washington	None				
11/26	New England	T. DeVito fumble (J. Peppers FR)	1	0-0	NE-26	Punt
12/11	Green Bay	S. Barkley fumble (C. Valentine FR)	4	21-16	GB-14	TD
12/17	--	--	--	--	--	--
12/25	--	--	--	--	--	--
12/31	--	--	--	--	--	--
01/07	--	--	--	--	--	--

2023 REGULAR SEASON - SPECIAL TEAMS/MISC TAKEAWAYS						
DATE	OPPONENT	TAKEAWAY	QTR.	SCORE	YD-LINE	RESULT
11/19	at Washington	G. Owens FR (N. McCloud FF)	3	14-9	WAS-34	Punt
12/11	Green Bay	B. Whitley FR (D. Holmes FF)	3	7-10	GB-32	TD

2023 REGULAR SEASON - SPECIAL TEAMS/MISC GIVEAWAYS						
DATE	OPPONENT	TAKEAWAY	QTR.	SCORE	YD-LINE	RESULT
10/22	Washington	S. Shepard; D. Brown FR	3	14-0	NYG-21	TD
12/11	Green Bay	B. McCain; R. Ford FR	3	14-10	NYG-14	FG

2023 REGULAR SEASON - TURNOVERS		
Offense:	14 Giveaways 57 Points (7 TD, 3 FG)	Ratio +6 (22 takes, 16 gives)
Defense:	20 Takeaways 60 Points (6 TD, 6 FG)	
Special Teams:	2 Giveaways 10 Points (1 TD, 1 FG)	Points Off Turnovers Ratio 0 (67 scored, 67 allowed)
	2 Takeaways 7 Points (1 TD, 0 FG)	

2023 REGULAR SEASON - DEFENSIVE TAKEAWAYS						
DATE	OPPONENT	TAKEAWAY	QTR.	SCORE	YD-LINE	RESULT
09/10	Dallas	None				
09/17	at Arizona	None				
09/21	at San Francisco	None				
10/02	Seattle	None				
10/08	at Miami	K. Thibodeaux FR (X. McKinney FF)	2	0-7	NYG-38	Punt
		J. Pinnock INT (T. Tagovailoa)	2	10-14	NYG-(-2)	TD
		B. Okereke INT (T. Tagovailoa)	3	10-24	MIA-30	FG
10/15	at Buffalo	M. McFadden FR (B. Okereke FF)	1	0-0	NYG-44	FG
		M. McFadden INT (J. Allen)	2	6-0	NYG-36	End of Half
10/22	Washington	D. Banks INT (S. Howell)	2	7-0	NYG-31	TD
10/29	N.Y. Jets	J. Ward FR (K. Thibodeaux FF)	1	0-0	NYJ-26	FG
		M. McFadden FR (Z. Wilson fumble)	2	3-7	NYJ-41	Punt
11/05	at Las Vegas	None				
11/12	at Dallas	C. Flott INT (D. Prescott)	2	0-7	DAL-33	Downs
		D. Holmes INT (C. Rush)	4	7-42	DAL-38	FG
11/19	at Washington	N. McCloud INT (S. Howell)	1	0-0	NYG-13	Punt
		X. McKinney FR (C. Flott FF)	1	0-0	WAS-45	TD
		M. McFadden FR (B. Okereke FF)	3	14-12	NYG-32	TD
		D. Holmes INT (S. Howell)	4	21-12	NYG-34	FG
		I. Simmons INT (S. Howell)	4	31-19	NYG-46	TD
11/26	New England	D. Banks INT (M. Jones)	1	0-0	NYG-43	Punt
		B. Okereke INT (M. Jones)	2	0-0	NYG-19	TD
		X. McKinney INT (B. Zappe)	4	7-7	50	FG
12/11	Green Bay	X. McKinney FR (K. Thibodeaux FF)	2	7-7	NYG-27	Downs
		J. Pinnock INT (J. Love)	2	7-7	NYG-23	Punt
12/17	--	--	--	--	--	--
12/25	--	--	--	--	--	--
12/31	--	--	--	--	--	--
01/07	--	--	--	--	--	--

2023 REGULAR SEASON - OFFENSIVE GIVEAWAYS						
DATE	OPPONENT	TAKEAWAY	QTR.	SCORE	YD-LINE	RESULT
09/10	Dallas	D. Jones INT (D. Bland)	1	0-16	NYG-22	TD
		D. Jones INT (S. Gilmore)	2	0-19	NYG-38	TD
		I. Hodgins fumble (T. Diggs FF; I. Mukuamu FR)	4	0-40	DAL-40	Punt
09/17	at Arizona	D. Jones INT (J. Thompson)	2	0-17	ARZ-31	FG
09/21	at San Francisco	D. Jones INT (T. Hufanga)	4	12-30	SF-40	Punt
10/02	Seattle	D. Jones fumble (M. Edwards Jr. FF; J. Brooks FR)	1	0-0	NYG-15	TD
		D. Jones INT (D. Witherspoon)	3	3-21	SEA-3	TD
		D. Jones INT (Q. Diggs)	4	3-21	SEA-34	FG
10/08	at Miami	None				
10/15	at Buffalo	None				
10/22	Washington	S. Barkley fumble (D. Payne FF; D. Payne FR)	4	14-7	WAS-8	Downs
10/29	N.Y. Jets	None				
11/05	at Las Vegas	T. DeVito INT (A. Robertson)	2	0-14	End Zone	TD
		T. DeVito INT (N. Hobbs)	2	0-21	NYG-35	FG
11/12	at Dallas	T. DeVito INT (D. Bland)	3	7-35	DAL-23	TD
11/19	at Washington	None				
11/26	New England	T. DeVito fumble (J. Peppers FR)	1	0-0	NE-26	Punt
12/11	Green Bay	S. Barkley fumble (C. Valentine FR)	4	21-16	GB-14	TD
12/17	--	--	--	--	--	--
12/25	--	--	--	--	--	--
12/31	--	--	--	--	--	--
01/07	--	--	--	--	--	--

2023 REGULAR SEASON - SPECIAL TEAMS/MISC TAKEAWAYS						
DATE	OPPONENT	TAKEAWAY	QTR.	SCORE	YD-LINE	RESULT
11/19	at Washington	G. Owens FR (N. McCloud FF)	3	14-9	WAS-34	Punt
12/11	Green Bay	B. Whitley FR (D. Holmes FF)	3	7-10	GB-32	TD

2023 REGULAR SEASON - SPECIAL TEAMS/MISC GIVEAWAYS						
DATE	OPPONENT	TAKEAWAY	QTR.	SCORE	YD-LINE	RESULT
10/22	Washington	S. Shepard; D. Brown FR	3	14-0	NYG-21	TD
12/11	Green Bay	B. McCain; R. Ford FR	3	14-10	NYG-14	FG

2023 REGULAR SEASON - TURNOVERS		
Offense:	14 Giveaways 57 Points (7 TD, 3 FG)	Ratio +6 (22 takes, 16 gives)
Defense:	20 Takeaways 60 Points (6 TD, 6 FG)	
Special Teams:	2 Giveaways 10 Points (1 TD, 1 FG)	Points Off Turnovers Ratio 0 (67 scored, 67 allowed)
	2 Takeaways 7 Points (1 TD, 0 FG)	

2023 REGULAR SEASON TAKEAWAY/GIVEAWAY CHART

DATE	OPPONENT	FORCED TURNOVERS			TD	TURNOVERS CONVERTED			OUTCOME		
		FUM	INTS	TOTAL		FG	PTS.	PTS. PCT.	TD PCT.	NET DIFF.	RESULT
09/10	Giants	0	0	0	0	0	0.0	0.0	-3	L	
	Cowboys	1	2	3	2	0	66.7	100.0	+3	W	
09/17	Giants	0	0	0	0	0	0.0	0.0	-1	W	
	at Cardinals	0	1	1	0	1	100.0	0.0	+1	L	
09/21	Giants	0	0	0	0	0	0.0	0.0	-1	L	
	at 49ers	0	1	1	0	0	0.0	0.0	+1	W	
10/02	Giants	0	0	0	0	0	0.0	0.0	-3	L	
	Seahawks	1	2	3	2	1	100.0	66.7	+3	W	
10/08	Giants	1	2	3	1	1	66.7	50.0	+3	L	
	at Dolphins	0	0	0	0	0	0.0	0.0	-3	W	
10/15	Giants	1	1	2	0	1	50.0	0.0	+2	L	
	at Bills	0	0	0	0	0	0.0	0.0	-2	W	
10/22	Giants	0	1	1	1	0	100.0	100.0	-1	W	
	Commanders	2	0	2	1	0	50.0	100.0	+1	L	
10/29	Giants	2	0	2	0	1	50.0	0.0	+2	L	
	Jets	0	0	0	0	0	0.0	0.0	-2	W	
11/05	Giants	0	0	0	0	0	0.0	0.0	-2	L	
	at Raiders	0	2	2	1	1	100.0	50.0	+2	W	
11/12	Giants	0	2	2	0	1	50.0	0.0	+1	L	
	at Cowboys	0	1	1	1	0	100.0	100.0	-1	W	
11/19	Giants	3	3	6	3	1	66.7	75.0	+6	W	
	at Commanders	0	0	0	0	0	0.0	0.0	-6	L	
11/26	Giants	0	3	3	1	1	66.7	50.0	+2	W	
	Patriots	1	0	1	0	0	0.0	0.0	-2	L	
12/11	Giants	2	1	3	1	0	33.3	100.0	+1	W	
	Packers	2	0	2	1	1	100.0	50.0	-1	L	
12/17		--	--	--	--	--	--	--	--	--	
12/25		--	--	--	--	--	--	--	--	--	
12/31		--	--	--	--	--	--	--	--	--	
TBD		--	--	--	--	--	--	--	--	--	
	GIANTS	9	13	22	7	6	59.1	53.8	+6	5-8	
	OPPONENTS	7	9	16	8	4	67	75.0	-6	8-5	

2023 REGULAR SEASON TAKEAWAY/GIVEAWAY CHART

DATE	OPPONENT	FORCED TURNOVERS			TD	TURNOVERS CONVERTED			OUTCOME		
		FUM	INTS	TOTAL		FG	PTS.	PTS. PCT.	TD PCT.	NET DIFF.	RESULT
09/10	Giants	0	0	0	0	0	0.0	0.0	-3	L	
	Cowboys	1	2	3	2	0	66.7	100.0	+3	W	
09/17	Giants	0	0	0	0	0	0.0	0.0	-1	W	
	at Cardinals	0	1	1	0	1	100.0	0.0	+1	L	
09/21	Giants	0	0	0	0	0	0.0	0.0	-1	L	
	at 49ers	0	1	1	0	0	0.0	0.0	+1	W	
10/02	Giants	0	0	0	0	0	0.0	0.0	-3	L	
	Seahawks	1	2	3	2	1	100.0	66.7	+3	W	
10/08	Giants	1	2	3	1	1	66.7	50.0	+3	L	
	at Dolphins	0	0	0	0	0	0.0	0.0	-3	W	
10/15	Giants	1	1	2	0	1	50.0	0.0	+2	L	
	at Bills	0	0	0	0	0	0.0	0.0	-2	W	
10/22	Giants	0	1	1	1	0	100.0	100.0	-1	W	
	Commanders	2	0	2	1	0	50.0	100.0	+1	L	
10/29	Giants	2	0	2	0	1	50.0	0.0	+2	L	
	Jets	0	0	0	0	0	0.0	0.0	-2	W	
11/05	Giants	0	0	0	0	0	0.0	0.0	-2	L	
	at Raiders	0	2	2	1	1	100.0	50.0	+2	W	
11/12	Giants	0	2	2	0	1	50.0	0.0	+1	L	
	at Cowboys	0	1	1	1	0	100.0	100.0	-1	W	
11/19	Giants	3	3	6	3	1	66.7	75.0	+6	W	
	at Commanders	0	0	0	0	0	0.0	0.0	-6	L	
11/26	Giants	0	3	3	1	1	66.7	50.0	+2	W	
	Patriots	1	0	1	0	0	0.0	0.0	-2	L	
12/11	Giants	2	1	3	1	0	33.3	100.0	+1	W	
	Packers	2	0	2	1	1	100.0	50.0	-1	L	
12/17		--	--	--	--	--	--	--	--	--	
12/25		--	--	--	--	--	--	--	--	--	
12/31		--	--	--	--	--	--	--	--	--	
TBD		--	--	--	--	--	--	--	--	--	
	GIANTS	9	13	22	7	6	59.1	53.8	+6	5-8	
	OPPONENTS	7	9	16	8	4	67	75.0	-6	8-5	

GIANTS 2023 REGULAR SEASON INSIDE 20 EFFICIENCY

GIANTS																			
Date	Opponent	Pos	TD	PAT	2-Pt.	Miss PAT	FG	FGA	Blk/		INT	Fum	Dwns	Drive Ends			Score		
									MFG	INT				Half	Game	Pts	TD%	Pct.	Pts/Poss
09/10	Dallas	2	0	0	0	0	0	2	2	0	0	0	0	0	0	0	0.0	0.0	0.0
09/17	at Arizona	5	4	4	0	0	1	1	0	0	0	0	0	0	0	31	80.0	100.0	6.2
09/21	at San Francisco	1	1	0	0	0	0	0	0	0	0	0	0	0	0	6	100.0	100.0	6.0
10/02	Seattle	1	0	0	0	0	0	0	0	1	0	0	0	0	0	0	0.0	0.0	0.0
10/08	at Miami	2	0	0	0	0	1	1	0	0	0	1	0	0	3	0.0	50.0	1.5	
10/15	at Buffalo	5	0	0	0	0	3	3	0	0	0	0	1	1	9	0.0	60.0	1.8	
10/22	Washington	2	1	1	0	0	0	0	0	0	1	0	0	0	7	50.0	50.0	3.5	
10/29	N.Y. Jets	3	1	1	0	0	1	2	1	0	0	0	0	0	10	33.3	66.7	3.3	
11/05	at Las Vegas	1	1	0	0	0	0	0	0	0	0	0	0	0	6	100.0	100.0	6.0	
11/12	at Dallas	4	2	2	0	0	1	1	0	0	0	1	0	0	17	50.0	75.0	4.3	
11/19	at Washington	2	1	1	0	0	1	1	0	0	0	0	0	0	10	50.0	100.0	5.0	
11/26	New England	2	1	1	0	0	1	1	0	0	0	0	0	0	10	50.0	100.0	5.0	
12/11	Green Bay	4	3	3	0	0	1	1	0	0	0	0	0	0	24	75.0	100.0	6.0	
12/17	at New Orleans	--	--	--	--	--	--	--	--	--	--	--	--	--	--	--	--	--	
12/25	at Philadelphia	--	--	--	--	--	--	--	--	--	--	--	--	--	--	--	--	--	
12/31	L.A. Rams	--	--	--	--	--	--	--	--	--	--	--	--	--	--	--	--	--	
01/07	Philadelphia	--	--	--	--	--	--	--	--	--	--	--	--	--	--	--	--	--	
TOTALS		34	15	13	0	0	10	13	3	1	1	2	1	1	133	44.1	73.5	3.9	

OPPONENT 2023 REGULAR SEASON INSIDE 20 EFFICIENCY

OPPONENT																		
Date	Opponent	Pos	TD	PAT	2-Pt.	Miss PAT	FG	FGA	Blk/		INT	Fum	Dwns	Drive Ends			Score	
									MFG	INT				Half	Game	Pts	TD%	Pct.
09/10	Dallas	4	3	3	0	0	1	1	0	0	0	0	0	0	24	75.0	100.0	6.0
09/17	at Arizona	3	2	1	1	0	1	1	0	0	0	0	0	0	18	66.7	100.0	6.0
09/21	at San Francisco	5	2	2	0	0	3	3	0	0	0	0	0	0	23	40.0	100.0	4.6
10/02	Seattle	4	2	2	0	0	1	1	0	0	0	1	0	0	17	50.0	75.0	4.3
10/08	at Miami	3	2	2	0	0	0	0	0	1	0	0	0	0	14	66.7	66.7	4.7
10/15	at Buffalo	2	2	2	0	0	0	0	0	0	0	0	0	0	14	100.0	100.0	7.0
10/22	Washington	3	1	1	0	0	0	1	1	0	0	1	0	0	7	33.3	33.3	2.3
10/29	N.Y. Jets	2	0	0	0	0	2	2	0	0	0	0	0	0	6	0.0	100.0	3.0
11/05	at Las Vegas	4	3	3	0	0	1	1	0	0	0	0	0	0	24	75.0	100.0	6.0
11/12	at Dallas	7	6	6	0	0	0	0	0	0	0	1	0	0	42	85.7	85.7	6.0
11/19	at Washington	3	2	1	0	1	1	1	0	0	0	0	0	0	16	66.7	100.0	5.3
11/26	New England	2	1	1	0	0	0	1	1	0	0	0	0	0	7	50.0	50.0	3.5
12/11	Green Bay	5	2	1	0	0	2	3	1	0	0	0	0	0	19	40.0	80.0	3.8
12/17	at New Orleans	--	--	--	--	--	--	--	--	--	--	--	--	--	--	--	--	--
12/25	at Philadelphia	--	--	--	--	--	--	--	--	--	--	--	--	--	--	--	--	--
12/31	L.A. Rams	--	--	--	--	--	--	--	--	--	--	--	--	--	--	--	--	--
01/07	Philadelphia	--	--	--	--	--	--	--	--	--	--	--	--	--	--	--	--	--
TOTALS		47	28	25	1	1	12	15	3	1	0	3	0	0	231	59.6	85.1	4.9

GIANTS 2023 REGULAR SEASON GOAL-TO-GO

GIANTS																			
Date	Opponent	Pos	TD	PAT	2-Pt.	Miss		Blk/			Fum	Dwns	Drive Ends			Score			
						PAT	FG	FGA	MFG	INT			Half	Game	Pts	TD%	Pct.	Pts/Poss	
09/10	Dallas	0	0	0	0	0	0	0	0	0	0	0	0	0	0	0	0.0	0.0	0.0
09/17	at Arizona	3	3	3	0	0	0	0	0	0	0	0	0	0	0	21	100.0	100.0	7.0
09/21	at San Francisco	1	1	0	0	0	0	0	0	0	0	0	0	0	6	100.0	100.0	6.0	
10/02	Seattle	1	0	0	0	0	0	0	0	1	0	0	0	0	0	0.0	0.0	0.0	
10/08	at Miami	1	0	1	0	0	0	0	0	1	0	0	0	0	1	0.0	0.0	1.0	
10/15	at Buffalo	3	0	0	0	0	1	1	0	0	0	0	1	1	3	0.0	33.3	1.0	
10/22	Washington	2	1	1	0	0	0	0	0	0	1	0	0	0	7	50.0	50.0	3.5	
10/29	N.Y. Jets	1	1	1	0	0	0	0	0	0	0	0	0	0	7	100.0	100.0	7.0	
11/05	at Las Vegas	0	0	0	0	0	0	0	0	0	0	0	0	0	0	0.0	0.0	0.0	
11/12	at Dallas	2	2	2	0	0	0	0	0	0	0	0	0	0	14	100.0	100.0	7.0	
11/19	at Washington	1	1	1	0	0	0	0	0	0	0	0	0	0	7	100.0	100.0	7.0	
11/26	New England	0	0	0	0	0	0	0	0	0	0	0	0	0	0	0.0	0.0	0.0	
12/11	Green Bay	2	2	2	0	0	0	0	0	0	0	0	0	0	14	100.0	100.0	7.0	
12/17	at New Orleans	--	--	--	--	--	--	--	--	--	--	--	--	--	--	--	--	--	
12/25	at Philadelphia	--	--	--	--	--	--	--	--	--	--	--	--	--	--	--	--	--	
12/31	L.A. Rams	--	--	--	--	--	--	--	--	--	--	--	--	--	--	--	--	--	
01/07	Philadelphia	--	--	--	--	--	--	--	--	--	--	--	--	--	--	--	--	--	
TOTALS		17	11	11	0	0	1	1	0	2	1	0	1	1	80	64.7	70.6	4.7	

OPPONENT 2023 REGULAR SEASON GOAL-TO-GO

OPPONENT																		
Date	Opponent	Pos	TD	PAT	2-Pt.	Miss		FG	FGA	INT	Fum	Dwns	Drive Ends			Score		
						PAT	FG						Half	Game	Pts	TD%	Pct.	Pts/Poss
09/10	Dallas	3	2	2	0	0	1	1	0	0	0	0	0	17	66.7	100.0	5.7	
09/17	at Arizona	2	2	1	1	0	0	0	0	0	0	0	0	15	100.0	100.0	7.5	
09/21	at San Francisco	2	1	1	0	0	1	1	0	0	0	0	0	10	50.0	100.0	5.0	
10/02	Seattle	4	2	3	0	0	1	1	1	0	0	0	0	18	50.0	75.0	4.5	
10/08	at Miami	3	2	2	0	0	0	0	1	0	0	0	0	14	66.7	66.7	4.7	
10/15	at Buffalo	1	1	1	0	0	0	0	0	0	0	0	0	7	100.0	100.0	7.0	
10/22	Washington	1	1	1	0	0	0	0	0	0	0	0	0	7	100.0	100.0	7.0	
10/29	N.Y. Jets	0	0	0	0	0	0	0	0	0	0	0	0	0	0	0.0	0.0	0.0
11/05	at Las Vegas	2	2	2	0	0	0	0	0	0	0	0	0	14	100.0	100.0	7.0	
11/12	at Dallas	4	3	3	0	0	0	0	0	0	1	0	0	21	75.0	75.0	5.3	
11/19	at Washington	2	1	0	0	1	1	1	0	0	0	0	0	9	50.0	100.0	4.5	
11/26	New England	1	1	1	0	0	0	0	0	0	0	0	0	7	100.0	100.0	7.0	
12/11	Green Bay	1	1	0	0	0	0	0	0	0	0	0	0	6	100.0	100.0	6.0	
12/17	at New Orleans	--	--	--	--	--	--	--	--	--	--	--	--	--	--	--	--	--
12/25	at Philadelphia	--	--	--	--	--	--	--	--	--	--	--	--	--	--	--	--	--
12/31	L.A. Rams	--	--	--	--	--	--	--	--	--	--	--	--	--	--	--	--	--
01/07	Philadelphia	--	--	--	--	--	--	--	--	--	--	--	--	--	--	--	--	--
TOTALS		26	19	17	1	1	4	4	2	0	1	0	0	145	73.1	88.5	5.6	

2023 REGULAR SEASON INDIVIDUAL GAME-BY-GAME STATS

FIELD GOALS:		GRAHAM GANO									
DATE	OPP.	0-19	20-29	30-39	40-49	50+	TOTAL	FGM	FGA	PCT	LG
09/10	Dallas	0/0	0/0	0/1	0/1	0/0	0/2	0	2	0.0%	0
09/17	at Arizona	0/0	0/0	1/1	0/0	0/0	1/1	1	1	100.0%	34
09/21	at San Francisco	0/0	0/0	0/0	1/1	1/1	2/2	2	2	100.0%	57
10/02	Seattle	0/0	0/0	0/0	0/0	1/1	1/1	1	1	100.0%	55
10/08	at Miami	0/0	0/0	1/1	1/1	1/2	3/4	3	4	75.0%	51
10/15	at Buffalo	0/0	2/2	0/0	1/1	0/0	3/3	3	3	100.0%	43
10/22	Washington	0/0	0/0	0/0	0/1	0/0	0/1	0	1	0.0%	0
10/29	N.Y. Jets	0/0	0/0	1/2	0/1	0/0	1/3	1	3	33.3%	31
11/05	at Las Vegas	INJURED RESERVE									
11/12	at Dallas	INJURED RESERVE									
11/19	at Washington	INJURED RESERVE									
11/26	New England	INJURED RESERVE									
12/11	Green Bay	INJURED RESERVE									
12/17	at New Orleans										
12/25	at Philadelphia										
12/31	L.A. Rams										
01/07	Philadelphia										
TOTALS		0/0	2/2	3/5	3/6	3/4	11/17	11	17	64.7%	57

FIELD GOALS:		RANDY BULLOCK									
DATE	OPP.	0-19	20-29	30-39	40-49	50+	TOTAL	FGM	FGA	PCT	LG
09/10	Dallas										
09/17	at Arizona	NOT ON ROSTER									
09/21	at San Francisco	NOT ON ROSTER									
10/02	Seattle	NOT ON ROSTER									
10/08	at Miami	NOT ON ROSTER									
10/15	at Buffalo	NOT ON ROSTER									
10/22	Washington	Titans									
10/29	N.Y. Jets	NOT ON ROSTER									
11/05	at Las Vegas	0/0	0/0	0/0	0/0	0/0	0/0	0	0	0.0%	0
11/12	at Dallas	PRACTICE SQUAD									
11/19	at Washington	PRACTICE SQUAD									
11/26	New England	0/0	0/0	0/0	1/1	0/0	1/1	1	1	100.0%	42
12/11	Green Bay	0/0	0/0	1/1	0/1	0/0	1/2	1	2	50.0%	37
12/17	at New Orleans										
12/25	at Philadelphia										
12/31	L.A. Rams										
01/07	Philadelphia										
TOTALS		0/0	0/0	1/1	1/2	0/0	2/3	2	3	66.7%	42

2023 REGULAR SEASON INDIVIDUAL GAME-BY-GAME STATS

PUNTING:		JAMIE GILLAN							
DATE	OPP.	NO.	YDS	AVG	TB	IN 20	LG	NET	BLK
09/10	Dallas	3	160	53.3	0	0	62	47.7	0
09/17	at Arizona	3	111	37.0	0	1	42	37.0	0
09/21	at San Francisco	6	316	52.7	0	1	60	49.0	0
10/02	Seattle	5	268	53.6	1	2	61	45.0	0
10/08	at Miami	4	161	40.3	0	3	49	40.3	0
10/15	at Buffalo	4	202	50.5	0	2	64	49.8	0
10/22	Washington	8	395	49.4	0	2	58	45.3	0
10/29	N.Y. Jets	13	549	42.2	0	5	58	40.7	0
11/05	at Las Vegas	4	169	42.3	0	1	48	40.8	0
11/12	at Dallas	7	350	50.0	1	2	58	45.9	0
11/19	at Washington	7	318	45.4	1	2	56	42.6	0
11/26	New England	8	363	45.4	1	4	74	40.3	0
12/11	Green Bay	4	164	41.0	0	3	50	39.3	0
12/17	at New Orleans								
12/25	at Philadelphia								
12/31	L.A. Rams								
01/07	Philadelphia								
TOTALS		76	3,526	46.4	4	28	74	43.2	0

BY GIANTS

BY OPPONENT

PASSING

510 yards, Eli Manning vs. Tampa Bay, Sep. 16, 2012	500 YARDS PASSING	505 yards, Drew Brees @ New Orleans, Nov. 1, 2015
40 att., Davis Webb @ Philadelphia, Jan. 8, 2023	40+ PASS ATTEMPTS	45 att., Sam Howell @ Washington, Nov. 19, 2023
51 att., Daniel Jones vs. L.A. Rams, Oct. 17, 2021	50+ PASS ATTEMPTS	50 att., Carson Wentz @ Philadelphia, Dec. 9, 2019
402 yards, Daniel Jones @ New Orleans, Oct. 3, 2021	400 YARDS PASSING	404 yards, Dak Prescott @ Dallas, Nov. 12, 2023
321 yards, Daniel Jones @ Arizona, Sep. 17, 2023	300 YARDS PASSING	308 yards, Tua Tagovailoa @ Miami, Oct. 8, 2023
6 tds, Eli Manning: (2, 1, 2, 50, 9, 20) @ New Orleans, Nov. 1, 2015	SIX TOUCHDOWN PASSES	* Never Has Happened *

* Never Has Happened *	SEVEN TOUCHDOWN PASSES	7 tds, Drew Brees: (34, 26, 53, 2, 21, 20, 9) @ New Orleans, Nov. 1, 2015
5 tds, Daniel Jones @ Washington, Dec. 22, 2019	FIVE+ TOUCHDOWN PASSES	5 tds, Cam Newton vs. Carolina, Dec. 20, 2015
5 tds, Daniel Jones: (23, 33, 10, 9, 3) @ Washington, Dec. 22, 2019	FIVE TOUCHDOWN PASSES	5 tds, Cam Newton: (3, 37, 14, 20, 14) vs. Carolina, Dec. 20, 2015
4 tds, Daniel Jones: (5, 39, 61, 15) @ N.Y. Jets, Nov. 10, 2019	FOUR TOUCHDOWN PASSES	4 tds, Dak Prescott: (1, 10, 41, 12) @ Dallas, Nov. 12, 2023
3 tds, Tommy DeVito: (24, 40, 5) @ Washington, Nov. 19, 2023	THREE TOUCHDOWN PASSES	3 tds, Kirk Cousins: (12, 15, 17) @ Minnesota, Dec. 24, 2022

2 ints, Xavier McKinney vs. Las Vegas, Nov. 7, 2021	TWO INTERCEPTION GAME	2 ints, Bobby McCain vs. Washington, Jan. 9, 2022
-----------------------------------------------------	------------------------------	---------------------------------------------------

RUSHING

200 yards, Ahmad Bradshaw vs. Cleveland, Oct. 7, 2012	200+ YARDS RUSHING	206 yards, Jonathan Stewart vs. Carolina, Dec. 27, 2009
200 yards, Ahmad Bradshaw vs. Cleveland, Oct. 7, 2012	200 YARDS RUSHING	206 yards, Jonathan Stewart vs. Carolina, Dec. 27, 2009
152 yards, Saquon Barkley vs. Houston, Nov. 13, 2022	150-199 YARDS RUSHING	151 yards, De'Von Achane @ Miami, Oct. 8, 2023
128 yards, Saquon Barkley vs. N.Y. Jets, Oct. 29, 2023	100 YARDS RUSHING	151 yards, De'Von Achane @ Miami, Oct. 8, 2023
128 yards, Saquon Barkley vs. N.Y. Jets, Oct. 29, 2023	100-149 YARDS RUSHING	106 yards, James Conner @ Arizona, Sep. 17, 2023
110 yards/107 yards, Saquon Barkley/Daniel Jones @ Jacksonville, Oct. 23, 2022	TWO 100-YARD RUSHERS	140 yards/107 yards, Marshawn Lynch/Russell Wilson @ Seattle, Nov. 9, 2014
Rodney Hampton vs. New Orleans, Sep. 24, 1995	FOUR TOUCHDOWNS RUSHING	4 tds, Marshawn Lynch: (1, 2, 3, 16) @ Seattle, Nov. 9, 2014
3 tds, Ahmad Bradshaw: (1, 1, 1) vs. Buffalo, Oct. 16, 2011	THREE TOUCHDOWNS RUSHING	3 tds, Jamaal Williams: (4, 1, 1) vs. Detroit, Nov. 20, 2022
2 tds, Saquon Barkley: (5, 1) vs. Green Bay, Dec. 11, 2023	TWO TOUCHDOWNS RUSHING	2 tds, Josh Jacobs: (2, 1) @ Las Vegas, Nov. 5, 2023

Ahmad Bradshaw: (4, 10)/Brandon Jacobs: (8, 28) vs. Washington, Dec. 5, 2010	TWO PLAYERS WITH TWO TD RUSHING	* Never Has Happened *
------------------------------------------------------------------------------	----------------------------------------	------------------------

Daniel Bellinger: (2)/Saquon Barkley: (2)/Gary Brightwell: (2) @ Green Bay, Oct. 9, 2022	THREE PLAYERS WITH ONE TD RUSHING	Rico Dowdle: (1)/Dak Prescott: (10)/CeeDee Lamb: (14) @ Dallas, Nov. 12, 2023
152 yards, Saquon Barkley vs. Houston, Nov. 13, 2022	150 YARDS RUSHING	151 yards, De'Von Achane @ Miami, Oct. 8, 2023
36 att., Saquon Barkley vs. N.Y. Jets, Oct. 29, 2023	30+ RUSHING ATTEMPTS	33 att., Derrick Henry vs. Tennessee, Dec. 16, 2018
301 yards vs. Carolina, Dec. 21, 2008	300 YARDS RUSHING (TEAM)	350 yards @ Seattle, Nov. 9, 2014
209 yards vs. Green Bay, Dec. 11, 2023	200 YARDS RUSHING (TEAM)	222 yards @ Miami, Oct. 8, 2023

RECEIVING

113 yards/100 yards, Evan Engram/Sterling Shepard @ Tampa Bay, Sep. 22, 2019	TWO 100-YARD RECEIVERS	173 yards/151 yards, Brandin Cooks/CeeDee Lamb @ Dallas, Nov. 12, 2023
222 yards, Odell Beckham Jr. vs. Baltimore, Oct. 16, 2016	200 YARDS RECEIVING	241 yards, Gary Clark vs. Washington, Oct. 27, 1986
109 yards, Jalin Hyatt vs. New England, Nov. 26, 2023	100 YARDS RECEIVING	173 yards/151 yards, Brandin Cooks/CeeDee Lamb @ Dallas, Nov. 12, 2023

Earnest Gray at St. Louis (Cardinals), Sep. 7, 1980	FOUR TOUCHDOWN RECEPTIONS	4 tds, Joe Horn: (50, 13, 7, 18) @ New Orleans, Dec. 14, 2003
-----------------------------------------------------	----------------------------------	---------------------------------------------------------------

* Never Has Happened *	FIVE TOUCHDOWN RECEPTIONS	* Never Has Happened *
3 tds, Odell Beckham Jr.: (2, 1, 50) @ New Orleans, Nov. 1, 2015	THREE TOUCHDOWN RECEPTIONS	3 tds, Mike Evans: (21, 3, 20) @ Tampa Bay, Sep. 22, 2019

2 tds, Saquon Barkley: (24, 5) @ Washington, Nov. 19, 2023	TWO TOUCHDOWN RECEPTIONS	2 tds, T.J. Hockenson: (12, 15) @ Minnesota, Dec. 24, 2022
------------------------------------------------------------	---------------------------------	------------------------------------------------------------

Darius Slayton: (5, 39)/Golden Tate III: (61, 15) @ N.Y. Jets, Nov. 10, 2019	TWO PLAYERS WITH TWO TD RECEPTIONS	Willie Snead: (34, 2)/Brandin Cooks: (26, 21) @ New Orleans, Nov. 1, 2015
------------------------------------------------------------------------------	-------------------------------------------	---------------------------------------------------------------------------

189 yards, Kadarius Toney @ Dallas, Oct. 10, 2021	150 YARDS RECEIVING	173/151 yards, Brandin Cooks/CeeDee Lamb @ Dallas, Nov. 12, 2023
---------------------------------------------------	----------------------------	------------------------------------------------------------------

10, Sterling Shepard vs. L.A. Rams, Oct. 17, 2021	10 OR MORE RECEPTIONS	11, CeeDee Lamb @ Dallas, Nov. 12, 2023
---------------------------------------------------	------------------------------	-----------------------------------------

109 yards, Jalin Hyatt vs. New England, Nov. 26, 2023	100-149 YARDS RECEIVING	100 yards, Garrett Wilson vs. N.Y. Jets, Oct. 29, 2023
-------------------------------------------------------	--------------------------------	--------------------------------------------------------

189 yards, Kadarius Toney @ Dallas, Oct. 10, 2021	150-199 YARDS RECEIVING	173 yards/151 yards, Brandin Cooks/CeeDee Lamb @ Dallas, Nov. 12, 2023
222 yards, Odell Beckham Jr. vs. Baltimore, Oct. 16, 2016	200-299 YARDS RECEIVING	* Never Has Happened *
DEFENSE		
54 yards, Isaiah Simmons @ Washington, Nov. 19, 2023	INTERCEPTED PASS RETURNED FOR A TOUCHDOWN	97 yards, Devon Witherspoon vs. Seattle, Oct. 2, 2023
1 yards, Kayvon Thibodeaux @ Washington, Dec. 18, 2022	FUMBLE RETURNED FOR A TOUCHDOWN	29 yards, Anthony Brown @ Dallas, Oct. 11, 2020
Sam Darnold intentional grounding in end zone, vs. Carolina, Oct. 24, 2021	SAFETY SCORED	Devontae Booker tackled in end zone by Angelo Blackson, @ Chicago, Jan. 2, 2022
@ Tampa Bay, Sep. 27, 2009	SHUTOUT	vs. Dallas, Sep. 10, 2023
6.0 sk, Osi Umenyiora vs. Philadelphia, Sep. 30, 2007	FIVE+ SACK GAME	5.0 sk, Haason Reddick vs. Arizona, Dec. 13, 2020
6.0 sk, Osi Umenyiora vs. Philadelphia, Sep. 30, 2007	SIX+ SACK GAME	* Never Has Happened *
* Never Has Happened *	FIVE SACK GAME	5.0 sk, Haason Reddick vs. Arizona, Dec. 13, 2020
4.0 sk, Justin Tuck @ Washington, Dec. 1, 2013	FOUR SACK GAME	4.0 sk, Chandler Jones vs. Arizona, Oct. 20, 2019
3.0 sk, Kayvon Thibodeaux vs. N.Y. Jets, Oct. 29, 2023	THREE SACK GAME	3.0 sk, Maxx Crosby @ Las Vegas, Nov. 5, 2023
2.0 sk, Kayvon Thibodeaux @ Washington, Nov. 19, 2023	TWO SACK GAME	2.0 sk, David Mayo @ Washington, Nov. 19, 2023
2 fr, Trevin Wade @ Tampa Bay, Nov. 8, 2015	TWO OPPONENT FUMBLE RECOVERIES	* Never Has Happened *
102+ yards, Jason Pinnock @ Miami, Oct. 8, 2023	70+ YARD INTERCEPTION RETURN	97+ yards, Devon Witherspoon vs. Seattle, Oct. 2, 2023
2 ints, Xavier McKinney vs. Las Vegas, Nov. 7, 2021	TWO INTERCEPTIONS	2 ints, Bobby McCain vs. Washington, Jan. 9, 2022
* Never Has Happened *	THREE INTERCEPTIONS	3 ints, Darren Sharper vs. Minnesota, Nov. 13, 2005
4 to @ Chicago, Jan. 2, 2022	FORCED FOUR TURNOVERS	4 to vs. Philadelphia, Nov. 28, 2021
5 to vs. San Francisco, Nov. 16, 2014	FORCED FIVE+ TURNOVERS	6 to @ Washington, Nov. 19, 2023
2 to vs. Green Bay, Dec. 11, 2023	AT LEAST ONE TURNOVER	3 to vs. Green Bay, Dec. 11, 2023
3 to vs. Green Bay, Dec. 11, 2023	FORCED THREE+ TURNOVERS	3 to vs. Seattle, Oct. 2, 2023
SPECIAL TEAMS		
100 yards, Dwayne Harris vs. Dallas, Oct. 25, 2015	KICKOFF RETURNED FOR A TOUCHDOWN	103 yards, Brandon Wilson @ Cincinnati, Nov. 29, 2020
80 yards, Dwayne Harris vs. N.Y. Jets, Dec. 6, 2015	PUNT RETURNED FOR A TOUCHDOWN	88 yards, Jamal Agnew vs. Detroit, Sep. 18, 2017
Janoris Jenkins [Johnathan Hankins blocked] vs. New Orleans, Sep. 18, 2016	BLOCKED FIELD GOAL RETURNED FOR A TOUCHDOWN	Juanyeh Thomas vs. Dallas, Sep. 10, 2023
in endzone, Eli Penny [blocked by Michael Thomas] vs. Arizona, Oct. 20, 2019	BLOCKED PUNT RETURNED FOR A TOUCHDOWN	6 yards, Chase Winovich @ New England, Oct. 10, 2019
51 yards, Graham Gano @ Miami, Oct. 8, 2023	MADE FIELD GOAL OF 50 YARDS OR LONGER	54 yards, Jake Elliott @ Philadelphia, Jan. 8, 2023
Kerry Wynn @ Denver, Oct. 15, 2017	BLOCKED FIELD GOAL	Adam Gotsis @ Denver, Oct. 15, 2017
Jamie Gillan @ Minnesota, Dec. 24, 2022	BLOCKED PUNT	Arryn Siposs vs. Philadelphia, Dec. 11, 2022
22-yard TD pass, Jeff Hostetler to Carl Banks, at Philadelphia, Oct. 8, 1989	FAKE FIELD GOAL ATTEMPT	Shaun Suisham, vs. Pittsburgh, Nov. 4, 2012
Graham Gano vs. Detroit, Nov. 20, 2022	MISSED POINT AFTER TOUCHDOWN ATTEMPT	Joey Slye @ Washington, Nov. 19, 2023
Riley Patterson [Nick McCloud blocked] @ Jacksonville, Oct. 23, 2022	POINT AFTER TOUCHDOWN ATTEMPT BLOCKED	Graham Gano [John Cominsky blocked] vs. Detroit, Nov. 20, 2022
Keion Crossen @ L.A. Chargers, Dec. 12, 2021	SUCCESSFUL ONSIDE KICK	Daniel Brown vs. Chicago, Dec. 2, 2018
5 fg, Graham Gano: (23, 47, 52, 55, 35) @ Washington, Sep. 16, 2021	FIVE FIELD GOALS	5 fg, Jake Elliott: (32, 52, 39, 54, 22) @ Philadelphia, Jan. 8, 2023
* Never Has Happened *	SIX FIELD GOALS	7 fg, Billy Cundiff: (37, 49, 42, 21, 36, 52, 25) vs. Dallas, Sep. 15, 2003
51 yards, Graham Gano @ Miami, Oct. 8, 2023	50-59 YARD FIELD GOAL	54 yards, Jake Elliott @ Philadelphia, Jan. 8, 2023
TEAM/MISCELLANEOUS		
604 yards vs. Tampa Bay, Sep. 16, 2022	600 TOTAL YARDS OF OFFENSE	608 yards @ New Orleans, Nov. 1, 2015
552 yards @ Washington, Dec. 22, 2019	500 TOTAL YARDS OF OFFENSE	524 yards @ Miami, Oct. 8, 2023
439 yards @ Arizona, Sep. 17, 2023	400 TOTAL YARDS OF OFFENSE	404 yards @ Washington, Nov. 19, 2023
vs. Dallas, Oct. 25, 2015	TOUCHDOWN ON OFFENSE, DEFENSE AND SPECIAL TEAMS	vs. Dallas, Sep. 10, 2023
Daniel Jones @ Minnesota, Dec. 24, 2022	MADE TWO-POINT CONVERSION	Joshua Dobbs @ Arizona, Sep. 17, 2023
Daniel Bellinger @ Las Vegas, Nov. 5, 2023	FAILED TWO-POINT CONVERSION	Jayden Reed vs. Green Bay, Dec. 11, 2023
52 vs. New Orleans, Dec. 9, 2012	50 POINTS	51 vs. L.A. Rams, Nov. 5, 2017
@ New Orleans, Oct. 3, 2021	OVERTIME WIN	vs. N.Y. Jets, Oct. 29, 2023

vs. Washington, Dec. 4, 2022	OVERTIME TIE	vs. Washington, Dec. 4, 2022
Giants 0 vs. Washington 6 , Jan. 9, 2022	SCORELESS FIRST HALF	Philadelphia 0 vs. Giants 3 , Nov. 28, 2021
Giants 0 at Chicago 7 , Jan. 2, 2022	SCORELESS SECOND HALF	Giants 20 vs. Carolina 0 , Oct. 24, 2021
@ Tampa Bay, Sep. 27, 2009	SHUTOUT ON THE ROAD	@ Arizona, Dec. 24, 2017
vs. Chicago, Dec. 2, 2018	OVERTIME WIN AT HOME	vs. N.Y. Jets, Oct. 29, 2023
0 to @ Washington, Nov. 19, 2023	NO TURNOVERS	0 to @ Las Vegas, Nov. 5, 2023
vs. Green Bay, Dec. 11, 2023	NO SACKS/NO INTERCEPTIONS ALLOWED	@ Las Vegas, Nov. 5, 2023
31 (second half) @ Arizona, Sep. 17, 2023	30 ONE-HALF POINTS	31 (second half) @ Philadelphia, Dec. 26, 2021

LAST TIME IT HAPPENED - SEASON

OFFENSE

- 1,000 YARD RUSHER
 - 300 RUSHING ATTEMPTS
 - 5 100-YARD RUSHING GAMES
 - 10 RUSHING TDS
 - 600 PASS ATTEMPTS
 - 500 PASS ATTEMPTS
 - 300 PASS COMPLETIONS
 - 4,000 YARDS PASSING
 - 5 GAMES WITH 300 YARDS
 - 30 TOUCHDOWN PASSES
 - MOST CONSECUTIVE GAMES WITH A TD PASS
 - 100 RECEPTIONS
 - 1,000 RECEIVING YARDS
 - 10 RECEIVING TDS
- DEFENSE**
- 10 INTERCEPTIONS
 - 2 DEFENSIVE TDS
 - 5 FORCED FUMBLES
 - 10+ SACKS
- SPECIAL TEAMS**
- 50 KICKOFF RETURNS
 - 30-YARD AVG. KICKOFF RETURN
 - 1,000 KICKOFF RETURN YARDS
 - 2 KICKOFF RETURN TDS
 - 50 PUNT RETURNS
 - 500 PUNT RETURN YARDS
 - 15-YARD PUNT RETURN AVG
 - 2 PUNT RETURNS FOR TD

- Saquon Barkley, 2019, 1,003 yards
 - Tiki Barber, 2006, 327 attempts
 - Saquon Barkley, 2018, (7)
 - Saquon Barkley, 2018, 11 touchdowns
 - Eli Manning, 2015, 618 attempts
 - Eli Manning, 2018, 576 attempts
 - Eli Manning, 2018, 380 completions
 - Eli Manning, 2018, 4,299 yards
 - Daniel Jones, 2019, (5)
 - Eli Manning, 2015, 35 touchdowns
 - Daniel Jones, 2019, (12)
 - Odell Beckham Jr., 2016, 101 receptions
 - Odell Beckham Jr., 2018, 1,052 yards
 - Odell Beckham Jr., 2016, 10 touchdowns
-
- Willie Williams, 1968, 11 interceptions
 - Alec Ogletree, 2018, 2 touchdowns
 - Osi Umenyiora, 2010, 10 forced fumbles & Justin Tuck, 2010, 6 forced fumbles
 - Leonard Williams, 2020, 11.5 sacks
-
- David Wilson, 2012, 57 returns
 - John Counts, 1962, 30.2 yard average
 - David Wilson, 2012, 1,533 yards
 - Never Happened
 - Phil McConkey, 1985, 53 returns
 - Tiki Barber, 1999, 506 yards
 - Amani Toomer, 1996, 16.6 yard average
 - Amani Toomer, 1996, 2 touchdowns

WEEK 1

MetLife Stadium



40-0



DALLAS COWBOYS

PASSING	ATT	CP	YDS	SK/YD	TD	LG	INT	RTG
Dak Prescott	24	13	143	0/0	0	49	0	72.0
Cooper Rush	1	0	0	0/0	0	0	0	39.6
TOTAL	25	13	143	0/0	0	49	0	69.3

RUSHING	ATT	YDS	AVG	LG	TD
Tony Pollard	14	70	5.0	25	2
Rico Dowdle	6	24	4.0	10	0
KaVontae Turpin	3	14	4.7	7	1
Deuce Vaughn	6	8	1.3	5	0
Dak Prescott	1	6	6.0	6	0
TOTAL	30	122	4.1	25	3

RECEIVING	NO	YDS	AVG	LG	TD
CeeDee Lamb	4	77	19.3	49	0
Brandin Cooks	2	22	11.0	16	0
Tony Pollard	2	12	6.0	7	0
Jake Ferguson	2	11	5.5	9	0
KaVontae Turpin	2	11	5.5	7	0
Michael Gallup	1	10	10.0	10	0
TOTAL	13	143	11.0	49	0

TOP DEFENSE	TOT	SOLO	AST	SCK	YDS	INT
Markquese Bell	8	6	2	0.0	0.0	0
Jayron Kearse	7	2	5	0.0	0.0	0
Leighton Vander Esch	6	4	2	0.0	0.0	0

FIELD GOALS	FGM/FGA	PERCENT	RESULTS
Brandon Aubrey	2-2	100.0	21G, 38G
TOTAL	2-2	100.0	

NEW YORK GIANTS

PASSING	ATT	CP	YDS	SK/YD	TD	LG	INT	RTG
Daniel Jones	28	15	104	7/47	0	24	2	32.4
Tyrod Taylor	2	2	6	0/0	0	9	0	79.2
TOTAL	30	17	110	7/47	0	24	2	36.8

RUSHING	ATT	YDS	AVG	LG	TD
Saquon Barkley	12	51	4.3	18	0
Daniel Jones	13	43	3.3	11	0
Matt Breida	2	9	4.5	6	0
Gary Brightwell	1	5	5.0	5	0
TOTAL	28	108	3.9	18	0

RECEIVING	NO	YDS	AVG	LG	TD
Darren Waller	3	36	12.0	22	0
Darius Slayton	3	15	5.0	8	0
Saquon Barkley	3	12	4.0	7	0
Lawrence Cager	2	17	8.5	9	0
Gary Brightwell	2	6	3.0	9	0
Isaiah Hodgins	1	24	24.0	24	0
Parris Campbell	1	2	2.0	2	0
Daniel Bellinger	1	1	1.0	1	0
Matt Breida	1	-3	-3.0	-3	0
TOTAL	17	110	6.5	24	0

TOP DEFENSE	TOT	SOLO	AST	SCK	YDS	INT
Micah McFadden	10	3	7	0.0	0.0	0
Tre Hawkins III	7	5	2	0.0	0.0	0
Bobby Okereke	5	4	1	0.0	0.0	0

FIELD GOALS	FGM/FGA	PERCENT	RESULTS
Graham Gano	0-2	0.0	45B, 36WL
TOTAL	0-2	0.0	

SCORING DRIVES

TEAM	QTR	TIME	SCORING PLAY	DAL	NYG
Cowboys	1	08:03	N.Igbinoghene 58 yd. return of blocked field goal (kick failed, wl)	6	0
Cowboys	1	03:21	B.Aubrey 21 yd. Field Goal (9-72, 3:45)	9	0
Cowboys	1	02:22	D.Bland 22 yd. interception return (B.Aubrey kick)	16	0
Cowboys	2	10:55	B.Aubrey 38 yd. Field Goal (11-60, 4:26)	19	0
Cowboys	2	08:03	T.Pollard 2 yd. run (B.Aubrey kick) (5-38, 2:45)	26	0
Cowboys	3	10:01	T.Pollard 1 yd. run (B.Aubrey kick) (10-75, 4:59)	33	0
Cowboys	4	11:31	K.Turpin 7 yd. run (B.Aubrey kick) (8-50, 3:29)	40	0

WEEK 2

State Farm Stadium



31-28



NEW YORK GIANTS

PASSING	ATT	CP	YDS	SK/YD	TD	LG	INT	RTG
Daniel Jones	37	26	321	3/9	2	58	1	103.5
TOTAL	37	26	321	3/9	2	58	1	103.5

RUSHING	ATT	YDS	AVG	LG	TD
Saquon Barkley	17	63	3.7	16	1
Daniel Jones	9	59	6.6	15	1
Matt Breida	1	5	5.0	5	0
TOTAL	27	127	4.7	16	2

RECEIVING	NO	YDS	AVG	LG	TD
Darren Waller	6	76	12.7	25	0
Saquon Barkley	6	29	4.8	10	1
Isaiah Hodgins	4	40	10.0	12	1
Parris Campbell	4	21	5.3	9	0
Darius Slayton	3	62	20.7	29	0
Jalin Hyatt	2	89	44.5	58	0
Sterling Shepard	1	4	4.0	4	0
TOTAL	26	321	12.3	58	2

TOP DEFENSE	TOT	SOLO	AST	SCK	YDS	INT
Jason Pinnock	13	10	3	0.0	0.0	0
Bobby Okereke	8	5	3	0.0	0.0	0
Xavier McKinney	7	6	1	0.0	0.0	0

FIELD GOALS	FGM/FGA	PERCENT	RESULTS
Graham Gano	1-1	100.0	34G
TOTAL	1-1	100.0	

ARIZONA CARDINALS

PASSING	ATT	CP	YDS	SK/YD	TD	LG	INT	RTG
Joshua Dobbs	31	21	228	0/0	1	23	0	99.9
TOTAL	31	21	228	0/0	1	23	0	99.9

RUSHING	ATT	YDS	AVG	LG	TD
James Conner	23	106	4.6	22	1
Joshua Dobbs	3	41	13.7	23t	1
Keaontay Ingram	2	6	3.0	5	0
Emari Demercado	1	-2	-2.0	-2	0
TOTAL	29	151	5.2	23T	2

RECEIVING	NO	YDS	AVG	LG	TD
Zach Ertz	6	56	9.3	17	0
Marquise Brown	6	54	9.0	22	1
Michael Wilson	3	56	18.7	21	0
Trey McBride	2	32	16.0	23	0
Emari Demercado	2	7	3.5	4	0
Rondale Moore	1	14	14.0	14	0
Zach Pascal	1	9	9.0	9	0
TOTAL	21	228	10.9	23	1

TOP DEFENSE	TOT	SOLO	AST	SCK	YDS	INT
K'Von Wallace	8	5	3	0.0	0.0	0
Krys Barnes	7	6	1	0.0	0.0	0
Jalen Thompson	7	5	2	0.0	0.0	1

FIELD GOALS	FGM/FGA	PERCENT	RESULTS
Matt Prater	2-3	66.7	55WL, 37G, 44G
TOTAL	2-3	66.0	

SCORING DRIVES

TEAM	QTR	TIME	SCORING PLAY	NYG	ARI
Cardinals	1	06:11	J.Conner 4 yd. run (M.Prater kick) (9-86, 4:41)	0	7
Cardinals	2	14:51	J.Dobbs 23 yd. run (M.Prater kick) (7-80, 3:27)	0	14
Cardinals	2	08:43	M.Prater 37 yd. Field Goal (9-54, 5:02)	0	17
Cardinals	2	01:09	M.Prater 44 yd. Field Goal (6-8, 3:11)	0	20
Giants	3	13:43	D.Jones 14 yd. run (G.Gano kick) (3-75, 1:17)	7	20
Cardinals	3	09:34	M.Brown 3 yd. pass from J.Dobbs (J.Dobbs run) (8-75, 4:09)	7	28
Giants	3	03:27	S.Barkley 1 yd. run (G.Gano kick) (12-75, 6:07)	14	28
Giants	4	08:51	S.Barkley 9 yd. pass from D.Jones (G.Gano kick) (13-80, 5:50)	20	28
Giants	4	04:25	I.Hodgins 11 yd. pass from D.Jones (G.Gano kick) (6-64, 3:06)	28	28
Giants	4	00:19	G.Gano 34 yd. Field Goal (8-56, 2:12)	31	28

WEEK 3

Levi's Stadium



30-12



SAN FRANCISCO 49ERS

PASSING	ATT	CP	YDS	SK/YD	TD	LG	INT	RTG
Brock Purdy	37	25	310	2/10	2	40	0	111.3
TOTAL	37	25	310	2/10	2	40	0	111.3

RUSHING	ATT	YDS	AVG	LG	TD
Christian McCaffrey	18	85	4.7	12	1
Elijah Mitchell	11	42	3.8	18	0
Jordan Mason	3	11	3.7	5	0
Kyle Juszczyk	1	3	3.0	3	0
Deebo Samuel	1	2	2.0	2	0
Brock Purdy	4	-1	-0.3	1	0
Sam Darnold	1	-1	-1.0	-1	0
TOTAL	39	141	3.6	18	1

RECEIVING	NO	YDS	AVG	LG	TD
George Kittle	7	90	12.9	29	0
Deebo Samuel	6	129	21.5	40	1
Christian McCaffrey	5	34	6.8	17	0
Elijah Mitchell	3	2	0.7	9	0
Jauan Jennings	2	31	15.5	24	0
Ronnie Bell	2	24	12.0	15	1
TOTAL	25	310	12.4	40	2

TOP DEFENSE	TOT	SOLO	AST	SCK	YDS	INT
Oren Burks	5	4	1	0.0	0.0	0
Tashaun Gipson Sr.	5	4	1	0.0	0.0	0
Dre Greenlaw	5	4	1	0.0	0.0	0

FIELD GOALS	FGM/FGA	PERCENT	RESULTS
Jake Moody	3-3	100.0	28G, 21G, 36G
TOTAL	3-3	100.0	

NEW YORK GIANTS

PASSING	ATT	CP	YDS	SK/YD	TD	LG	INT	RTG
Daniel Jones	32	22	137	2/16	0	18	1	64.2
Tyrod Taylor	1	0	0	0/0	0	0	0	39.6
TOTAL	33	22	137	2/16	0	18	1	62.3

RUSHING	ATT	YDS	AVG	LG	TD
Matt Breida	4	17	4.3	8	1
Gary Brightwell	4	5	1.3	2	0
Daniel Jones	2	5	2.5	4	0
Tyrod Taylor	1	2	2.0	2	0
TOTAL	11	29	2.6	8	1

RECEIVING	NO	YDS	AVG	LG	TD
Parris Campbell	6	24	4.0	7	0
Wan'Dale Robinson	4	21	5.3	8	0
Darius Slayton	3	32	10.7	17	0
Darren Waller	3	20	6.7	9	0
Matt Breida	3	1	0.3	8	0
Gary Brightwell	2	31	15.5	18	0
Daniel Bellinger	1	8	8.0	8	0
TOTAL	22	137	6.2	18	0

TOP DEFENSE	TOT	SOLO	AST	SCK	YDS	INT
Micah McFadden	10	9	1	0.0	0.0	0
Bobby Okereke	9	6	3	0.0	0.0	0
Xavier McKinney	7	6	1	0.0	0.0	0

FIELD GOALS	FGM/FGA	PERCENT	RESULTS
Graham Gano	2-2	100.0	44G, 57G
TOTAL	2-2	100.0	

SCORING DRIVES

TEAM	QTR	TIME	SCORING PLAY	NYG	SF
49ers	1	08:44	J.Moody 28 yd. Field Goal (15-64, 6:16)	0	3
Giants	1	03:18	G.Gano 44 yd. Field Goal (12-49, 5:26)	3	3
49ers	2	07:49	R.Bell 9 yd. pass from B.Purdy (J.Moody kick) (11-72, 6:24)	3	10
49ers	2	01:40	C.McCaffrey 4 yd. run (J.Moody kick) (11-73, 4:33)	3	17
Giants	2	00:13	G.Gano 57 yd. Field Goal (8-37, 1:27)	6	17
Giants	3	10:00	M.Breida 8 yd. run (pass failed) (2-37, 0:46)	12	17
49ers	3	04:08	J.Moody 21 yd. Field Goal (11-72, 5:52)	12	20
49ers	4	12:47	J.Moody 36 yd. Field Goal (8-51, 4:26)	12	23
49ers	4	05:58	D.Samuel 27 yd. pass from B.Purdy (J.Moody kick) (8-70, 5:02)	12	30

WEEK 4

MetLife Stadium



24-3



SEATTLE SEAHAWKS

PASSING	ATT	CP	YDS	SK/YD	TD	LG	INT	RTG
Geno Smith	20	13	110	2/13	1	23	0	95.8
Drew Lock	6	2	63	0/0	0	51	0	73.6
TOTAL	26	15	173	2/13	1	51	0	90.7

RUSHING	ATT	YDS	AVG	LG	TD
Kenneth Walker III	17	79	4.6	31	1
Zach Charbonnet	5	31	6.2	15	0
Drew Lock	1	11	11.0	11	0
TOTAL	23	121	5.3	31	1

RECEIVING	NO	YDS	AVG	LG	TD
Tyler Lockett	4	54	13.5	23	0
DK Metcalf	3	34	11.3	16	1
Jaxon Smith-Njigba	3	5	1.7	3	0
Noah Fant	2	63	31.5	51	0
Cody Thompson	1	10	10.0	10	0
Zach Charbonnet	1	9	9.0	9	0
Geno Smith	1	-2	-2.0	-2	0
TOTAL	15	173	11.5	51	1

TOP DEFENSE	TOT	SOLO	AST	SCK	YDS	INT
Bobby Wagner	17	9	8	2.0	15.0	0
Jordyn Brooks	10	4	6	2.0	1.0	0
Julian Love	9	6	3	0.0	0.0	0

FIELD GOALS	FGM/FGA	PERCENT	RESULTS
Jason Myers	1-2	50.0	53WL, 34G
TOTAL	1-2	50.0	

NEW YORK GIANTS

PASSING	ATT	CP	YDS	SK/YD	TD	LG	INT	RTG
Daniel Jones	34	27	203	10/59	0	22	2	67.0
Parris Campbell	0	0	0	1/8	0	0	0	0.0
TOTAL	34	27	203	11/67	0	22	2	67.0

RUSHING	ATT	YDS	AVG	LG	TD
Daniel Jones	10	66	6.6	17	0
Matt Breida	14	30	2.1	5	0
Gary Brightwell	4	9	2.3	4	0
Wan'Dale Robinson	1	7	7.0	7	0
TOTAL	29	112	3.9	17	0

RECEIVING	NO	YDS	AVG	LG	TD
Matt Breida	5	48	9.6	22	0
Wan'Dale Robinson	5	40	8.0	12	0
Isaiah Hodgins	3	24	8.0	11	0
Darren Waller	3	21	7.0	8	0
Parris Campbell	3	15	5.0	8	0
Darius Slayton	2	23	11.5	12	0
Jalin Hyatt	2	10	5.0	7	0
Gary Brightwell	1	10	10.0	10	0
Daniel Bellinger	1	6	6.0	6	0
Sterling Shepard	1	6	6.0	6	0
Ben Bredeson	1	0	0.0	0	0
TOTAL	27	203	7.5	22	0

TOP DEFENSE	TOT	SOLO	AST	SCK	YDS	INT
Bobby Okereke	10	6	4	0.0	0.0	0
Deonte Banks	5	4	1	0.0	0.0	0
Micah McFadden	5	4	1	0.0	0.0	0

FIELD GOALS	FGM/FGA	PERCENT	RESULTS
Graham Gano	1-1	100.0	55G
TOTAL	1-1	100.0	

SCORING DRIVES

TEAM	QTR	TIME	SCORING PLAY	SEA	NYG
Seahawks	1	00:00	D.Metcalf 6 yd. pass from G.Smith (J.Myers kick) (2-7, 0:45)	7	0
Giants	2	03:05	G.Gano 55 yd. Field Goal (12-61, 6:11)	7	3
Seahawks	2	01:39	K.Walker 1 yd. run (J.Myers kick) (7-75, 1:26)	14	3
Seahawks	3	01:03	D.Witherspoon 97 yd. interception return (J.Myers kick)	21	3
Seahawks	4	05:26	J.Myers 34 yd. Field Goal (6-29, 3:00)	24	3

WEEK 5

Hard Rock Stadium



31-16



MIAMI DOLPHINS

PASSING	ATT	CP	YDS	SK/YD	TD	LG	INT	RTG
Tua Tagovailoa	30	22	308	1/6	2	69†	2	100.4
TOTAL	30	22	308	1/6	2	69†	2	100.4

RUSHING	ATT	YDS	AVG	LG	TD
De'Von Achane	11	151	13.7	76†	1
Raheem Mostert	10	65	6.5	23	1
Tua Tagovailoa	2	6	3.0	7	0
TOTAL	23	222	9.7	76†	2

RECEIVING	NO	YDS	AVG	LG	TD
Tyreek Hill	8	181	22.6	69†	1
Jaylen Waddle	5	35	7.0	20	1
Cedrick Wilson Jr.	4	52	13.0	23	0
Braxton Berrios	2	13	6.5	13	0
Raheem Mostert	2	13	6.5	8	0
De'Von Achane	1	14	14.0	14	0
TOTAL	22	308	14.0	69†	2

TOP DEFENSE	TOT	SOLO	AST	SCK	YDS	INT
Eli Apple	9	8	1	0.5	0.0	0
David Long Jr.	9	4	5	0.0	0.0	0
Jerome Baker	8	4	4	1.5	0.0	0

FIELD GOALS	FGM/FGA	PERCENT	RESULTS
Jason Sanders	1-1	100.0	40G
TOTAL	1-1	100.0	

NEW YORK GIANTS

PASSING	ATT	CP	YDS	SK/YD	TD	LG	INT	RTG
Daniel Jones	20	14	119	6/19	0	21	0	85.2
Tyrod Taylor	12	9	86	1/3	0	20	0	94.4
TOTAL	32	23	205	7/22	0	21	0	88.7

RUSHING	ATT	YDS	AVG	LG	TD
Eric Gray	12	25	2.1	8	0
Daniel Jones	4	24	6.0	11	0
Matt Breida	9	21	2.3	8	0
Tyrod Taylor	3	14	4.7	9	0
Wan'Dale Robinson	1	1	1.0	1	0
TOTAL	29	85	2.9	11	0

RECEIVING	NO	YDS	AVG	LG	TD
Darren Waller	8	86	10.8	21	0
Wan'Dale Robinson	5	18	3.6	7	0
Darius Slayton	2	35	17.5	20	0
Parris Campbell	2	23	11.5	17	0
Isaiah Hodgins	2	19	9.5	15	0
Sterling Shepard	1	13	13.0	13	0
Daniel Bellinger	1	7	7.0	7	0
Matt Breida	1	3	3.0	3	0
Eric Gray	1	1	1.0	1	0
TOTAL	23	205	8.9	21	0

TOP DEFENSE	TOT	SOLO	AST	SCK	YDS	INT
Bobby Okereke	10	4	6	0.0	0.0	1
Isaiah Simmons	9	7	2	0.0	0.0	0
Xavier McKinney	8	7	1	0.0	0.0	0

FIELD GOALS	FGM/FGA	PERCENT	RESULTS
Graham Gano	3-4	75.0	55WL, 49G, 37G, 51G
TOTAL	3-4	75.0	

SCORING DRIVES

TEAM	QTR	TIME	SCORING PLAY	NYG	MIA
Dolphins	1	07:09	J.Waddle 2 yd. pass from T.Tagovailoa (J.Sanders kick) (8-89, 4:18)	0	7
Dolphins	2	10:02	D.Achane 76 yd. run (J.Sanders kick) (3-94, 0:58)	0	14
Giants	2	03:41	G.Gano 49 yd. Field Goal (13-44, 6:21)	3	14
Giants	2	01:40	J.Pinnock 102 yd. interception return (G.Gano kick)	10	14
Dolphins	2	00:00	J.Sanders 40 yd. Field Goal (9-50, 1:40)	10	17
Dolphins	3	14:06	T.Hill 69 yd. pass from T.Tagovailoa (J.Sanders kick) (3-75, 0:54)	10	24
Giants	3	04:26	G.Gano 37 yd. Field Goal (4-4, 2:18)	13	24
Dolphins	3	00:00	R.Mostert 2 yd. run (J.Sanders kick) (8-75, 4:26)	13	31
Giants	4	08:51	G.Gano 51 yd. Field Goal (10-18, 3:54)	16	31

WEEK 6

Highmark Stadium



14-9



BUFFALO BILLS

PASSING	ATT	CP	YDS	SK/YD	TD	LG	INT	RTG
Josh Allen	30	19	169	0/0	2	28	1	86.7
TOTAL	30	19	169	0/0	2	28	1	86.7

RUSHING	ATT	YDS	AVG	LG	TD
James Cook	14	71	5.1	14	0
Latavius Murray	12	45	3.8	12	0
Josh Allen	2	11	5.5	6	0
Damien Harris	1	1	1.0	1	0
TOTAL	29	128	4.4	14	0

RECEIVING	NO	YDS	AVG	LG	TD
Stefon Diggs	10	100	10.0	28	0
Gabe Davis	3	21	7.0	9	0
Dawson Knox	3	17	5.7	10	0
Quintin Morris	1	15	15.0	15	1
Khalil Shakir	1	13	13.0	13	0
Deonte Harty	1	3	3.0	3	1
TOTAL	19	169	8.9	28	2

TOP DEFENSE	TOT	SOLO	AST	SCK	YDS	INT
Taron Johnson	15	9	6	0.0	0.0	0
Terrel Bernard	12	9	3	0.0	0.0	0
Dorian Williams	10	6	4	0.0	0.0	0

FIELD GOALS	FGM/FGA	PERCENT	RESULTS
Tyler Bass	0-2	0.0	52WR, 53WR
TOTAL	0-2	0.0	

NEW YORK GIANTS

PASSING	ATT	CP	YDS	SK/YD	TD	LG	INT	RTG
Tyrod Taylor	36	24	200	3/15	0	31	0	80.8
TOTAL	36	24	200	3/15	0	31	0	80.8

RUSHING	ATT	YDS	AVG	LG	TD
Saquon Barkley	24	93	3.9	34	0
Tyrod Taylor	5	24	4.8	7	0
Matt Breida	4	13	3.3	6	0
Eric Gray	1	2	2.0	2	0
TOTAL	34	132	3.9	34	0

RECEIVING	NO	YDS	AVG	LG	TD
Wan'Dale Robinson	8	62	7.8	13	0
Darren Waller	5	43	8.6	20	0
Darius Slayton	4	69	17.3	31	0
Saquon Barkley	4	5	1.3	3	0
Jalin Hyatt	3	21	7.0	12	0
TOTAL	24	200	8.3	31	0

TOP DEFENSE	TOT	SOLO	AST	SCK	YDS	INT
Bobby Okereke	11	8	3	0.0	0.0	0
Micah McFadden	7	3	4	0.0	0.0	1
Adoree' Jackson	6	6	0	0.0	0.0	0

FIELD GOALS	FGM/FGA	PERCENT	RESULTS
Graham Gano	3-3	100.0	29G, 43G, 29G
TOTAL	3-3	100.0	

SCORING DRIVES

TEAM	QTR	TIME	SCORING PLAY	NYG	BUF
Giants	1	03:19	G.Gano 29 yd. Field Goal (12-45, 6:01)	3	0
Giants	2	05:08	G.Gano 43 yd. Field Goal (9-34, 4:26)	6	0
Bills	4	14:54	D.Harty 3 yd. pass from J.Allen (T.Bass kick) (17-89, 9:58)	6	7
Giants	4	10:35	G.Gano 29 yd. Field Goal (9-79, 4:19)	9	7
Bills	4	03:48	Q.Morris 15 yd. pass from J.Allen (T.Bass kick) (12-75, 6:47)	9	14

WEEK 7

MetLife Stadium



14-7



NEW YORK GIANTS

PASSING	ATT	CP	YDS	SK/YD	TD	LG	INT	RTG
Tyrod Taylor	29	18	279	4/29	2	42	0	116.9
TOTAL	29	18	279	4/29	2	42	0	116.9

RUSHING	ATT	YDS	AVG	LG	TD
Saquon Barkley	21	77	3.7	12	0
Tyrod Taylor	8	25	3.1	20	0
Matt Breida	3	4	1.3	6	0
TOTAL	32	106	3.3	20	0

RECEIVING	NO	YDS	AVG	LG	TD
Darren Waller	7	98	14.0	27	1
Saquon Barkley	3	41	13.7	32	1
Jalin Hyatt	2	75	37.5	42	0
Isaiah Hodgins	2	13	6.5	8	0
Wan'Dale Robinson	1	22	22.0	22	0
Darius Slayton	1	22	22.0	22	0
Matt Breida	1	5	5.0	5	0
Sterling Shepard	1	3	3.0	3	0
TOTAL	18	279	15.5	42	2

TOP DEFENSE	TOT	SOLO	AST	SCK	YDS	INT
Bobby Okereke	11	7	4	0.0	0.0	0
Deonte Banks	7	5	2	0.0	0.0	1
Jason Pinnock	6	4	2	1.0	8.0	0

FIELD GOALS	FGM/FGA	PERCENT	RESULTS
Graham Gano	0-1	0.0	42WR
TOTAL	0-1	0.0	

WASHINGTON COMMANDERS

PASSING	ATT	CP	YDS	SK/YD	TD	LG	INT	RTG
Sam Howell	42	22	249	6/52	0	31	1	60.5
TOTAL	42	22	249	6/52	0	31	1	60.5

RUSHING	ATT	YDS	AVG	LG	TD
Chris Rodriguez Jr.	7	31	4.4	9	0
Brian Robinson Jr.	8	23	2.9	6	1
Sam Howell	2	15	7.5	11	0
Antonio Gibson	2	7	3.5	6	0
TOTAL	19	76	4.0	11	1

RECEIVING	NO	YDS	AVG	LG	TD
Terry McLaurin	6	90	15.0	31	0
Jahan Dotson	5	43	8.6	10	0
Logan Thomas	4	51	12.8	15	0
Curtis Samuel	4	25	6.3	18	0
Antonio Gibson	2	24	12.0	12	0
Byron Pringle	1	16	16.0	16	0
TOTAL	22	249	11.3	31	0

TOP DEFENSE	TOT	SOLO	AST	SCK	YDS	INT
David Mayo	9	7	2	0.0	0.0	0
Montez Sweat	7	3	4	1.0	4.0	0
Jamin Davis	7	2	5	0.0	0.0	0

FIELD GOALS	FGM/FGA	PERCENT	RESULTS
Joey Slye	0-1	0.0	27B
TOTAL	0-1	0.0	

SCORING DRIVES

TEAM	QTR	TIME	SCORING PLAY	WAS	NYG
Giants	2	14:18	D.Waller 15 yd. pass from T.Taylor (G.Gano kick) (8-88, 4:33)	0	7
Giants	2	08:56	S.Barkley 32 yd. pass from T.Taylor (G.Gano kick) (2-48, 0:38)	0	14
Commanders	3	10:21	B.Robinson 4 yd. run (J.Slye kick) (6-21, 2:48)	7	14

WEEK 8

MetLife Stadium



13-10



NEW YORK JETS

PASSING	ATT	CP	YDS	SK/YD	TD	LG	INT	RTG
Zach Wilson	36	17	240	4/47	1	50†	0	78.5
TOTAL	36	17	240	4/47	1	50†	0	78.5

RUSHING	ATT	YDS	AVG	LG	TD
Zach Wilson	4	25	6.3	17	0
Breece Hall	12	17	1.4	5	0
Garrett Wilson	1	6	6.0	6	0
Dalvin Cook	2	5	2.5	4	0
Xavier Gipson	1	3	3.0	3	0
Michael Carter	2	2	1.0	1	0
TOTAL	22	58	2.6	17	0

RECEIVING	NO	YDS	AVG	LG	TD
Garrett Wilson	7	100	14.3	29	0
Breece Hall	6	76	12.7	50†	1
Allenazard	3	45	15.0	29	0
C.J. Uzomah	1	19	19.0	19	0
TOTAL	17	240	14.1	50†	1

TOP DEFENSE	TOT	SOLO	AST	SCK	YDS	INT
C.J. Mosley	12	7	5	0.5	1.5	0
Quincy Williams	11	8	3	0.0	0.0	0
Tony Adams	10	7	3	0.0	0.0	0

FIELD GOALS	FGM/FGA	PERCENT	RESULTS
Greg Zuerlein	2-2	100.0	35G, 33G
TOTAL	2-2	100.0	

NEW YORK GIANTS

PASSING	ATT	CP	YDS	SK/YD	TD	LG	INT	RTG
Tyrod Taylor	7	4	8	2/7	0	4	0	62.2
Tommy DeVito	7	2	-1	2/9	0	0	0	39.6
TOTAL	14	6	7	4/16	0	4	0	50.3

RUSHING	ATT	YDS	AVG	LG	TD
Saquon Barkley	36	128	3.6	34	0
Tyrod Taylor	5	33	6.6	17	0
Wan'Dale Robinson	2	17	8.5	10	0
Matt Breida	5	13	2.6	6	0
Tommy DeVito	4	12	3.0	6†	1
TOTAL	52	203	3.9	34	1

RECEIVING	NO	YDS	AVG	LG	TD
Saquon Barkley	3	0	0.0	1	0
Matt Breida	1	4	4.0	4	0
Darren Waller	1	4	4.0	4	0
Darius Slayton	1	-1	-1.0	-1	0
TOTAL	6	7	1.2	4	0

TOP DEFENSE	TOT	SOLO	AST	SCK	YDS	INT
Bobby Okereke	9	7	2	0.0	0.0	0
Kayvon Thibodeaux	9	6	3	3.0	41.0	0
Xavier McKinney	5	4	1	0.0	0.0	0


FIELD GOALS	FGM/FGA	PERCENT	RESULTS
Graham Gano	1-3	33.3	31G, 47WL, 35WL
TOTAL	1-3	33.0	

SCORING DRIVES

TEAM	QTR	TIME	SCORING PLAY	NYJ	NYG
Giants	1	12:07	G.Gano 31 yd. Field Goal (4-6, 1:26)	0	3
Jets	1	01:06	Bre.Hall 50 yd. pass from Z.Wilson (G.Zuerlein kick) (1-50, 0:12)	7	3
Giants	3	08:59	T.DeVito 6 yd. run (G.Gano kick) (11-75, 6:01)	7	10
Jets	4	00:00	G.Zuerlein 35 yd. Field Goal (4-58, 0:24)	10	10
Jets	OT	06:09	G.Zuerlein 33 yd. Field Goal (6-46, 2:02)	13	10

WEEK 9

Allegiant Stadium



30-6



LAS VEGAS RAIDERS

PASSING	ATT	CP	YDS	SK/YD	TD	LG	INT	RTG
Aidan O'Connell	25	16	209	0/0	0	50	0	90.2
TOTAL	25	16	209	0/0	0	50	0	90.3

RUSHING	ATT	YDS	AVG	LG	TD
Josh Jacobs	26	98	3.8	15	2
Jakobi Meyers	1	17	17.0	17	1
Ameer Abdullah	2	8	4.0	5	0
Tre Tucker	1	4	4.0	4	0
Zamir White	4	-2	-0.5	5	0
TOTAL	34	125	3.7	17	3

RECEIVING	NO	YDS	AVG	LG	TD
Davante Adams	4	34	8.5	12	0
Tre Tucker	2	52	26.0	50	0
Jakobi Meyers	2	38	19.0	24	0
Hunter Renfrow	2	32	16.0	19	0
Ameer Abdullah	2	17	8.5	11	0
Michael Mayer	2	11	5.5	7	0
DeAndre Carter	1	15	15.0	15	0
Austin Hooper	1	10	10.0	10	0
TOTAL	16	209	13.1	50	0

TOP DEFENSE	TOT	SOLO	AST	SCK	YDS	INT
Robert Spillane	9	5	4	0.5	4.0	0
Maxx Crosby	8	6	2	3.0	12.0	0
Nate Hobbs	7	3	4	0.0	0.0	1

FIELD GOALS	FGM/FGA	PERCENT	RESULTS
Daniel Carlson	3-3	100.0	24G, 46G, 41G
TOTAL	3-3	100.0	

NEW YORK GIANTS

PASSING	ATT	CP	YDS	SK/YD	TD	LG	INT	RTG
Tommy DeVito	20	15	175	6/29	1	34	2	78.1
Daniel Jones	9	4	25	2/17	0	9	0	51.6
TOTAL	29	19	200	8/46	1	34	2	68.2

RUSHING	ATT	YDS	AVG	LG	TD
Saquon Barkley	16	90	5.6	26	0
Tommy DeVito	4	17	4.3	5	0
Daniel Jones	2	9	4.5	9	0
Matt Breida	2	5	2.5	3	0
Deon Jackson	1	2	2.0	2	0
TOTAL	25	123	4.9	26	0

RECEIVING	NO	YDS	AVG	LG	TD
Darius Slayton	4	59	14.8	34	0
Wan'Dale Robinson	4	35	8.8	12	1
Daniel Bellinger	3	43	14.3	23	0
Saquon Barkley	3	23	7.7	12	0
Jalin Hyatt	2	19	9.5	13	0
Parris Campbell	2	15	7.5	10	0
Matt Breida	1	6	6.0	6	0
TOTAL	19	200	10.5	34	1

TOP DEFENSE	TOT	SOLO	AST	SCK	YDS	INT
Xavier McKinney	10	7	3	0.0	0.0	0
Deonte Banks	7	4	3	0.0	0.0	0
Bobby Okereke	7	3	4	0.0	0.0	0

FIELD GOALS	FGM/FGA	PERCENT	RESULTS
			No Field Goals

SCORING DRIVES

TEAM	QTR	TIME	SCORING PLAY	NYG	LV
Raiders	1	09:45	J.Meyers 17 yd. run (D.Carlson kick) (6-67, 3:50)	0	7
Raiders	2	05:06	J.Jacobs 2 yd. run (D.Carlson kick) (8-65, 4:02)	0	14
Raiders	2	01:57	J.Jacobs 1 yd. run (D.Carlson kick) (4-60, 1:39)	0	21
Raiders	2	00:04	D.Carlson 24 yd. Field Goal (6-20, 1:41)	0	24
Raiders	3	08:23	D.Carlson 46 yd. Field Goal (14-47, 6:37)	0	27
Giants	4	14:11	W.Robinson 9 yd. pass from T.DeVito (pass failed) (11-84, 5:53)	6	27
Raiders	4	09:29	D.Carlson 41 yd. Field Goal (4-5, 0:53)	6	30

WEEK 10

AT&T Stadium



49-17



DALLAS COWBOYS

PASSING	ATT	CP	YDS	SK/YD	TD	LG	INT	RTG
Dak Prescott	35	26	404	0/0	4	41†	1	138.3
Cooper Rush	9	7	68	0/0	0	29	1	58.6
TOTAL	44	33	472	0/0	4	41T	2	120.6

RUSHING	ATT	YDS	AVG	LG	TD
Rico Dowdle	12	79	6.6	21	1
Tony Pollard	15	55	3.7	15	0
Dak Prescott	2	17	8.5	10†	1
CeeDee Lamb	1	14	14.0	14†	1
Cooper Rush	2	5	2.5	6	0
Deuce Vaughn	1	-2	-2.0	-2	0
TOTAL	33	168	5.1	21	3

RECEIVING	NO	YDS	AVG	LG	TD
CeeDee Lamb	11	151	13.7	30	1
Brandin Cooks	9	173	19.2	37	1
Jalen Brooks	4	39	9.8	14	0
Jake Ferguson	4	26	6.5	16	1
Michael Gallup	2	70	35.0	41†	1
Jalen Tolbert	2	2	1.0	4	0
Deuce Vaughn	1	11	11.0	11	0
TOTAL	33	472	14.3	41T	4

TOP DEFENSE	TOT	SOLO	AST	SCK	YDS	INT
DaRon Bland	4	3	1	0.0	0.0	1
Damone Clark	4	3	1	0.0	0.0	0
Donovan Wilson	4	3	1	0.0	0.0	0

FIELD GOALS	FGM/FGA	PERCENT	RESULTS
			No Field Goals

NEW YORK GIANTS

PASSING	ATT	CP	YDS	SK/YD	TD	LG	INT	RTG
Tommy DeVito	27	14	86	5/25	2	26	1	67.8
TOTAL	27	14	86	5/25	2	26	1	67.8

RUSHING	ATT	YDS	AVG	LG	TD
Saquon Barkley	13	66	5.1	21	0
Tommy DeVito	7	41	5.9	19	0
Matt Breida	1	3	3.0	3	0
Jashaun Corbin	1	1	1.0	1	0
Wan'Dale Robinson	1	0	0.0	0	0
TOTAL	23	111	4.8	21	0

RECEIVING	NO	YDS	AVG	LG	TD
Darius Slayton	3	21	7.0	9	0
Jashaun Corbin	3	12	4.0	7	0
Daniel Bellinger	2	34	17.0	26	0
Wan'Dale Robinson	2	6	3.0	6	0
Lawrence Cager	1	10	10.0	10†	1
Parris Campbell	1	6	6.0	6	0
Sterling Shepard	1	2	2.0	2†	1
Saquon Barkley	1	-5	-5.0	-5	0
TOTAL	14	86	6.1	26	2

TOP DEFENSE	TOT	SOLO	AST	SCK	YDS	INT
Bobby Okereke	11	7	4	0.0	0.0	0
Xavier McKinney	10	8	2	0.0	0.0	0
Jason Pinnock	9	7	2	0.0	0.0	0

FIELD GOALS	FGM/FGA	PERCENT	RESULTS
Randy Bullock	1-1	100.0	40G
TOTAL	1-1	100.0	

SCORING DRIVES

TEAM	QTR	TIME	SCORING PLAY	NYG	DAL
Cowboys	1	03:38	C.Lamb 14 yd. run (B.Aubrey kick) (5-46, 1:41)	0	7
Cowboys	2	08:48	J.Ferguson 1 yd. pass from D.Prescott (B.Aubrey kick) (8-96, 4:35)	0	14
Cowboys	2	03:48	B.Cooks 10 yd. pass from D.Prescott (B.Aubrey kick) (6-54, 2:48)	0	21
Cowboys	2	00:16	D.Prescott 10 yd. run (B.Aubrey kick) (7-85, 2:31)	0	28
Giants	3	08:07	L.Cager 10 yd. pass from T.DeVito (R.Bullock kick) (7-91, 3:29)	7	28
Cowboys	3	04:40	M.Gallup 41 yd. pass from D.Prescott (B.Aubrey kick) (6-86, 3:27)	7	35
Cowboys	3	01:29	C.Lamb 12 yd. pass from D.Prescott (B.Aubrey kick) (8-77, 3:04)	7	42
Giants	4	08:54	R.Bullock 40 yd. Field Goal (5-5, 2:02)	10	42
Cowboys	4	02:14	R.Dowdle 1 yd. run (B.Aubrey kick) (11-75, 6:40)	10	49
Giants	4	00:06	S.Shepard 2 yd. pass from T.DeVito (R.Bullock kick) (14-75, 2:08)	17	49

WEEK 11

FedExField



31-19



NEW YORK GIANTS

PASSING	ATT	CP	YDS	SK/YD	TD	LG	INT	RTG
Tommy DeVito	26	18	246	9/45	3	40t	0	137.7
TOTAL	26	18	246	9/45	3	40T	0	137.7

RUSHING	ATT	YDS	AVG	LG	TD
Saquon Barkley	14	83	5.9	36	0
Tommy DeVito	1	7	7.0	7	0
Wan'Dale Robinson	1	2	2.0	2	0
Matt Breida	3	-1	-0.3	3	0
TOTAL	19	91	4.8	36	0

RECEIVING	NO	YDS	AVG	LG	TD
Darius Slayton	4	82	20.5	40t	1
Saquon Barkley	4	57	14.3	24t	2
Daniel Bellinger	3	38	12.7	26	0
Wan'Dale Robinson	3	35	11.7	21	0
Isaiah Hodgins	2	22	11.0	16	0
Jalin Hyatt	1	7	7.0	7	0
Sterling Shepard	1	5	5.0	5	0
TOTAL	18	246	13.7	40T	3

TOP DEFENSE	TOT	SOLO	AST	SCK	YDS	INT
Bobby Okereke	14	6	8	0.0	0.0	0
Xavier McKinney	13	8	5	0.0	0.0	0
Micah McFadden	8	5	3	0.0	0.0	0

FIELD GOALS	FGM/FGA	PERCENT	RESULTS
Randy Bullock	1-1	100.0	36G
TOTAL	1-1	100.0	

WASHINGTON COMMANDERS

PASSING	ATT	CP	YDS	SK/YD	TD	LG	INT	RTG
Sam Howell	45	31	256	4/26	1	29	3	62.8
TOTAL	45	31	256	4/26	1	29	3	62.8

RUSHING	ATT	YDS	AVG	LG	TD
Brian Robinson Jr.	17	73	4.3	18	0
Chris Rodriguez Jr.	6	43	7.2	16	0
Sam Howell	3	35	11.7	20	1
Derrick Gore	2	23	11.5	23	0
TOTAL	28	174	6.2	23	1

RECEIVING	NO	YDS	AVG	LG	TD
Brian Robinson Jr.	7	59	8.4	21	0
Logan Thomas	5	58	11.6	29	0
Terry McLaurin	5	43	8.6	11	0
Jahan Dotson	3	23	7.7	12	1
Byron Pringle	3	22	7.3	14	0
John Bates	2	15	7.5	8	0
Jamison Crowder	2	12	6.0	7	0
Dyami Brown	1	7	7.0	7	0
Cole Turner	1	7	7.0	7	0
Chris Rodriguez Jr.	1	5	5.0	5	0
Curtis Samuel	1	5	5.0	5	0
TOTAL	31	256	8.3	29	1

TOP DEFENSE	TOT	SOLO	AST	SCK	YDS	INT
Percy Butler	7	5	2	0.0	0.0	0
Jamin Davis	7	5	2	1.0	7.0	0
Kamren Curl	7	4	3	0.0	0.0	0

FIELD GOALS	FGM/FGA	PERCENT	RESULTS
Joey Slye	2-2	100.0	23G, 42G
TOTAL	2-2	100.0	

SCORING DRIVES

TEAM	QTR	TIME	SCORING PLAY	NYG	WAS
Giants	1	06:29	S.Barkley 24 yd. pass from T.DeVito (R.Bullock kick) (4-45, 1:10)	7	0
Commanders	1	02:12	J.Slye 23 yd. Field Goal (9-70, 4:17)	7	3
Giants	2	05:58	D.Slayton 40 yd. pass from T.DeVito (R.Bullock kick) (6-62, 2:45)	14	3
Commanders	2	01:30	S.Howell 7 yd. run (kick failed, wr) (12-75, 4:26)	14	9
Commanders	3	05:43	J.Slye 42 yd. Field Goal (13-68, 7:37)	14	12
Giants	4	13:32	S.Barkley 5 yd. pass from T.DeVito (R.Bullock kick) (5-68, 2:10)	21	12
Giants	4	06:48	R.Bullock 36 yd. Field Goal (7-46, 4:23)	24	12
Commanders	4	02:16	J.Dotson 8 yd. pass from S.Howell (J.Slye kick) (12-75, 4:32)	24	19
Giants	4	00:16	I.Simmons 54 yd. interception return (R.Bullock kick)	31	19

WEEK 12

MetLife Stadium



10-7



NEW YORK GIANTS

PASSING	ATT	CP	YDS	SK/YD	TD	LG	INT	RTG
Tommy DeVito	25	17	191	6/29	1	41	0	103.9
TOTAL	25	17	191	6/29	1	41	0	103.9

RUSHING	ATT	YDS	AVG	LG	TD
Saquon Barkley	12	46	3.8	19	0
Tommy DeVito	5	6	1.2	5	0
Matt Breida	2	6	3.0	6	0
TOTAL	19	58	3.1	19	0

RECEIVING	NO	YDS	AVG	LG	TD
Jalin Hyatt	5	109	21.8	41	0
Wan'Dale Robinson	4	26	6.5	11	0
Darius Slayton	2	16	8.0	9	0
Isaiah Hodgins	1	12	12.0	12	1
Matt Breida	1	10	10.0	10	0
Daniel Bellinger	1	8	8.0	8	0
Saquon Barkley	1	6	6.0	6	0
Sterling Shepard	1	6	6.0	6	0
Parris Campbell	1	-2	-2.0	-2	0
TOTAL	17	191	11.2	41	1

TOP DEFENSE	TOT	SOLO	AST	SCK	YDS	INT
Xavier McKinney	10	4	6	0.0	0.0	1
Bobby Okereke	8	7	1	0.0	0.0	1
Adoree' Jackson	8	5	3	0.0	0.0	0

FIELD GOALS	FGM/FGA	PERCENT	RESULTS
Randy Bullock	1-1	100.0	42G
TOTAL	1-1	100.0	

NEW ENGLAND PATRIOTS

PASSING	ATT	CP	YDS	SK/YD	TD	LG	INT	RTG
Mac Jones	21	12	89	1/0	0	19	2	27.8
Bailey Zappe	14	9	54	1/7	0	15	1	42.0
TOTAL	35	21	143	2/7	0	19	3	33.4

RUSHING	ATT	YDS	AVG	LG	TD
Rhamondre Stevenson	21	98	4.7	15	1
Ezekiel Elliott	9	46	5.1	13	0
Tyquan Thornton	1	3	3.0	3	0
TOTAL	31	147	4.7	15	1

RECEIVING	NO	YDS	AVG	LG	TD
Demario Douglas	6	49	8.2	14	0
Rhamondre Stevenson	5	9	1.8	7	0
DeVante Parker	3	42	14.0	19	0
Tyquan Thornton	2	19	9.5	15	0
JuJu Smith-Schuster	2	10	5.0	5	0
Ezekiel Elliott	2	6	3.0	5	0
Kayshon Boutte	1	8	8.0	8	0
TOTAL	21	143	6.8	19	0

TOP DEFENSE	TOT	SOLO	AST	SCK	YDS	INT
J.C. Jackson	6	6	0	0.0	0.0	0
Keion White	5	3	2	1.0	9.0	0
Myles Bryant	4	4	0	0.0	0.0	0

FIELD GOALS	FGM/FGA	PERCENT	RESULTS
Chad Ryland	0-1	0.0	35WL
TOTAL	0-1	0.0	

SCORING DRIVES

TEAM	QTR	TIME	SCORING PLAY	NE	NYG
Giants	2	01:53	I.Hodgins 12 yd. pass from T.DeVito (R.Bullock kick) (6-26, 2:34)	0	7
Patriots	3	08:02	R.Stevenson 7 yd. run (C.Ryland kick) (11-60, 6:58)	7	7
Giants	4	08:10	R.Bullock 42 yd. Field Goal (7-8, 4:21)	7	10

WEEK 14

MetLife Stadium



24-22



NEW YORK GIANTS

PASSING	ATT	CP	YDS	SK/YD	TD	LG	INT	RTG
Tommy DeVito	21	17	158	0/0	1	32	0	113.9
TOTAL	21	17	158	0/0	1	32	0	113.9

RUSHING	ATT	YDS	AVG	LG	TD
Saquon Barkley	20	86	4.3	34	2
Tommy DeVito	10	71	7.1	26	0
Wan'Dale Robinson	2	36	18.0	32	0
Matt Breida	2	16	8.0	9	0
TOTAL	34	209	6.1	34	2

RECEIVING	NO	YDS	AVG	LG	TD
Wan'Dale Robinson	6	79	13.2	32	0
Saquon Barkley	3	15	5.0	7	0
Isaiah Hodgins	2	22	11.0	14	1
Daniel Bellinger	2	15	7.5	9	0
Darius Slayton	2	14	7.0	9	0
Jalin Hyatt	2	13	6.5	8	0
TOTAL	17	158	9.3	32	1

TOP DEFENSE	TOT	SOLO	AST	SCK	YDS	INT
Deonte Banks	12	9	3	0.0	0.0	0
A'Shawn Robinson	8	4	4	0.0	0.0	0
Kayvon Thibodeaux	8	1	7	0.5	2.5	0

FIELD GOALS	FGM/FGA	PERCENT	RESULTS
Randy Bullock	1-2	50.0	48WR, 37G
TOTAL	1-2	50.0	

GREEN BAY PACKERS

PASSING	ATT	CP	YDS	SK/YD	TD	LG	INT	RTG
Jordan Love	39	25	218	2/15	1	43	1	76.7
TOTAL	39	25	218	2/15	1	43	1	76.7

RUSHING	ATT	YDS	AVG	LG	TD
AJ Dillon	15	53	3.5	8	0
Jayden Reed	4	38	9.5	20	1
Patrick Taylor	4	30	7.5	14	0
Jordan Love	2	2	1.0	2	0
TOTAL	25	123	4.9	20	1

RECEIVING	NO	YDS	AVG	LG	TD
Jayden Reed	8	27	3.4	8	0
Tucker Kraft	4	64	16.0	43	0
Romeo Doubs	4	32	8.0	14	0
AJ Dillon	2	25	12.5	35	0
Patrick Taylor	2	22	11.0	16	0
Samori Toure	2	22	11.0	16	0
Dontayvion Wicks	2	20	10.0	19	0
Malik Heath	1	6	6.0	6t	1
TOTAL	25	218	8.7	43	1

TOP DEFENSE	TOT	SOLO	AST	SCK	YDS	INT
Darnell Savage	7	6	1	0.0	0.0	0
Isaiah McDuffie	7	5	2	0.0	0.0	0
De'Vondre Campbell	6	4	2	0.0	0.0	0

FIELD GOALS	FGM/FGA	PERCENT	RESULTS
Anders Carlson	3-4	75.0	36G, 32G, 45WL, 48G
TOTAL	3-4	75.0	

SCORING DRIVES

TEAM	QTR	TIME	SCORING PLAY	GB	NYG
Packers	1	01:01	J.Reed 16 yd. run (A.Carlson kick) (7-62, 3:51)	7	0
Giants	2	11:55	S.Barkley 5 yd. run (R.Bullock kick) (8-75, 4:06)	7	7
Packers	2	00:13	A.Carlson 36 yd. Field Goal (10-65, 2:32)	10	7
Giants	3	11:22	S.Barkley 1 yd. run (R.Bullock kick) (3-31, 1:30)	10	14
Packers	3	07:31	A.Carlson 32 yd. Field Goal (4-0, 1:34)	13	14
Giants	3	01:28	I.Hodgins 8 yd. pass from T.DeVito (R.Bullock kick) (10-75, 6:03)	13	21
Packers	4	05:30	A.Carlson 48 yd. Field Goal (7-54, 3:29)	16	21
Packers	4	01:33	M.Heath 6 yd. pass from J.Love (run failed) (9-36, 2:01)	22	21
Giants	4	00:00	R.Bullock 37 yd. Field Goal (8-57, 1:33)	22	24



ny

RECORDS

TOP TENS

TOP TEN RUSHERS (BASED ON RUSHING YARDAGE)

Player	Years	Attempts	Yards	Avg	Lg	TD
1. Tiki Barber	1997-06	2,217	10,449	4.7	95t	55
2. Rodney Hampton	1990-97	1,824	6,897	3.8	63t	49
3. Joe Morris	1982-89	1,318	5,296	4.0	65t	48
4. Brandon Jacobs	2005-11, 13	1,136	5,087	4.5	73	60
5. Alex Webster	1955-64	1,196	4,638	3.9	71	39
6. Saquon Barkley	2018-22	954	4,249	4.5	78	29
7. Ahmad Bradshaw	2007-12	921	4,232	4.6	88	32
8. Ron Johnson	1970-75	1,066	3,836	3.6	68	33
9. Frank Gifford	1952-60, 62-64	840	3,609	4.3	79	34
10. Doug Kotar	1974-81	900	3,380	3.8	53	20

TOP TEN PASSERS (BASED ON PASSING YARDAGE)

Player	Year	Att.	Comp.	Yards	Pct.	TDs	Ints
1. Eli Manning	2004-19	8,119	4,895	57,023	60.3	366	244
2. Phil Simms	1979-93	4,647	2,576	33,462	55.4	199	157
3. Charlie Conerly	1948-61	2,833	1,418	19,488	50.0	173	167
4. Kerry Collins	1999-03	2,473	1,447	16,875	58.5	81	70
5. Fran Tarkenton	1967-71	1,898	1,051	13,905	55.4	103	72
6. Daniel Jones	2019-22	1,740	1,113	11,603	64.0	60	34
7. Y.A. Tittle	1961-64	1,308	731	10,439	55.9	96	68
8. Dave Brown	1992-97	1,391	766	8,806	55.1	40	49
9. Scott Brunner	1980-83	986	482	6,121	48.9	28	48
10. Craig Morton	1974-76	884	461	5,734	52.1	29	49

TOP TEN RECEIVERS (BASED ON NUMBER OF RECEPTIONS)

Player	Years	No.	Yards	Avg	Lg	TD
1. Amani Toomer	1996-08	668	9,497	14.2	82	54
2. Tiki Barber	1997-06	586	5,183	8.8	87	12
3. Joe Morrison	1959-72	395	4,993	12.6	70	47
4. Odell Beckham, Jr.	2014-18	390	5,476	14.0	87t	44
5. Jeremy Shockey	2002-07	371	4,228	11.4	59	27
6. Ike Hilliard	1997-04	368	4,630	12.6	59	27
7. Frank Gifford	1952-60, 62-64	367	5,434	14.8	77	43
8. Sterling Shepard	2016-22	362	4,038	11.2	77	22
9. Chris Calloway	1992-98	334	4,710	14.1	68	27
10. Bob Tucker	1970-77	327	4,376	13.4	63	22

TOP TEN SCORERS (BASED ON TOTAL POINTS)

Player	Years	Tot	Rush	Rec	Ret	2pt.	FGs	PATs	Total Pts.
1. Pete Gogolak	1966-74	0	0	0	0		126	268	646
2. Lawrence Tynes	2007-12	0	0	0	0		122	220	586
3. Brad Daluiso	1993-00	0	0	0	0		123	157	526
4. Frank Gifford	1952-64	78	34	43	1		2	10	484
5. Joe Danelo	1976-82	0	0	0	0		104	170	482
6. Tiki Barber	1997-06	68	55	12	1	4	0	0	416
7. Josh Brown	2013-16	0	0	0	0		88	128	392
8. Joe Morrison	1959-72	65	18	47	0		0	0	390
9. Brandon Jacobs	2005-11, 2013	64	60	4	0	1	0	0	386
10. Amani Toomer	1996-08	58	1	54	3		0	0	348

TOP TEN INTERCEPTORS (BASED ON NUMBER OF INTERCEPTIONS)

Player	Years	No	Ret. Yds	Avg	TD
1. Emlen Tunnell	1949-58	74	1,240	16.8	4
2. Jim Patton	1955-66	52	712	13.7	2
3. Carl Lockhart	1965-75	41	475	11.6	3
4. Willie Williams	1965, 67-73	35	462	13.2	0
5. Dick Lynch	1959-66	35	568	16.2	4
6. Tom Landry	1950-55	31	360	11.6	3
7. Terry Kinard	1983-89	27	574	21.3	2
8. Terry Jackson	1978-83	24	282	11.8	2
9. Phillippi Sparks	1992-99	22	163	7.4	0
10. Corey Webster	2005-13	20	226	11.3	1
Frank Reagan	1941, 46-48	20	376	18.8	0
Howard Livingston	1944-47	20	375	18.8	1

TOP TEN PUNT RETURNS (BASED ON RETURN YARDS)

Player	Years	No	FC	Yds.	Avg.	Long	TD
1. David Meggett	1989-94	202	80	2,230	11.0	76t	6
2. Emlen Tunnell	1948-58	261	NA	2,206	8.5	81	5
3. Phil McConkey	1984-88	213	84	1,708	8.0	37	0
4. Tiki Barber	1997-01	122	45	1,177	9.6	85t	1
5. Amani Toomer	1996-01	109	52	1,060	9.7	81t	3
6. Leon Bright	1981-83	106	0	852	8.0	55	0
7. Chad Marton	2005-06	76	29	721	9.5	58	1
8. Domenik Hixon	2007-12	49	33	565	11.5	79t	1
9. Dwayne Harris	2015-16	70	26	559	8.0	80t	1
10. Bob Hammond	1976-79	60	14	512	8.5	68t	1

TOP TEN KICKOFF RETURNERS (BASED ON RETURN YARDAGE)

Player	Years	No	Yds	Avg	Long	TD
1. Clarence Childs	1964-67	126	3,163	25.1	100	2
2. David Meggett	1989-94	146	2,989	20.5	92†	1
3. Willie Ponder	2003-05	71	1,872	26.4	95†	2
4. Ahmad Bradshaw	2007-12	77	1,788	23.2	68	0
5. Rocky Thompson	1971-73	65	1,768	27.2	93	2
6. David Wilson	2012-13	66	1,755	26.6	97†	1
7. David Patten	1997-99	84	1,724	20.5	90†	1
8. Domenik Hixon	2007-12	68	1,692	24.9	83	1
9. Joe Scott	1948-53	54	1,467	27.2	NA	1
10. Ron Dixon	2000-02	67	1,364	20.4	44	0

TOP TEN SACK LEADERS (OFFICIAL STATISTIC ONLY SINCE 1982)

Player	Years	Sacks
1. Michael Strahan	1993-07	141.5
2. Lawrence Taylor*	1981-93	132.5
3. Leonard Marshall	1983-92	79.5
4. Osi Umenyiora	2003-12	75.0
5. Keith Hamilton	1992-03	63.0
6. Justin Tuck	2005-13	60.5
7. Jason Pierre-Paul	2010-17	58.5
8. George Martin**	1975-88	46.0
9. Mathias Kiwanuka	2006-13	38.5
10. Carl Banks	1984-92	36.0

*Taylor had 9.5 sacks as a rookie in 1981, the year before they became an official statistic.

**Martin had 50.0 sacks from 1975-81

SERVICE

MOST SEASONS, ACTIVE PLAYER

16	Eli Manning (2004-19)
15	Michael Strahan (1993-07) Phil Simms (1979-93) Mel Hein (1931-45)
14	George Martin (1975-88) Joe Morrison (1959-72) Charlie Conerly (1948-61)
13	Zak DeOssie (2007-19) Amani Toomer (1996-08) Howard Cross (1989-01) Lawrence Taylor (1981-93) Harry Carson (1976-88) Greg Larson (1961-73) Jim Katcavage (1956-68) Rosie Brown (1953-65)

MOST GAMES PLAYED, CAREER

236	Eli Manning (2004-19)
216	Michael Strahan (1993-07)
207	Howard Cross (1989-01)
201	George Martin (1975-88)
199	Zak DeOssie (2007-19)
190	Amani Toomer (1996-08)
184	Lawrence Taylor (1981-93) Joe Morrison (1959-72)
179	Greg Larson (1961-73)
173	Greg Larson (1961-73)
173	Harry Carson (1976-88)

MOST SEASONS, HEAD COACH

23	Steve Owen (1931-53)
12	Tom Coughlin (2004-15)
8	Bill Parcells (1983-90) Allie Sherman (1961-68)
7	Jim Fassel (1997-03) Jim Lee Howell (1954-60)

SCORING

MOST SEASONS LEADING LEAGUE

1	Jay Feely (2005)(kickers only) Don Chandler (1963) Gene Roberts (1949) tied Ken Strong (1933) tied
---	-------------------------------------------------------------------------------------------------------------

MOST POINTS, CAREER

646	Pete Gogolak (1966-74) (268-pat, 126-fg)
586	Lawrence Tynes (2007-12) (220-pat, 122-fg)
526	Brad Daluiso (1993-00) (157-pat, 123-fg)
484	Frank Gifford (1950-60, 62-64) (78-td, 10-pat, 2-fg)

MOST POINTS, SEASON

148	Jay Feely 2005 (43-pat, 35-fg)
145	Lawrence Tynes 2012 (46-pat, 33-fg)
143	John Carney 2008 (38-pat, 35-fg)
134	Josh Brown 2015 (44-pat, 30-fg)
127	Aldrick Rosas 2018 (31-pat, 32-fg) Ali Haji-Sheikh 1983 (22-pat, 35-fg)
126	Lawrence Tynes 2009 (45-pat, 27-fg) Joe Morris 1985 (21-tds)

119 Graham Gano (32-pat, 29-fg)

MOST POINTS, ROOKIE SEASON

127	Ali Haji-Sheikh 1983 (22-pat, 35-fg)
108	Matt Bryant 2002 (30-pat, 26-fg)

MOST POINTS, GAME

24	Rodney Hampton, vs. New Orleans Earnest Gray, at St. Louis Ron Johnson, at Philadelphia	Sept. 24, 1995 Sept. 7, 1980 Oct. 2, 1972
20	Joe Danelo, at Seattle	Oct. 18, 1981

MOST CONSECUTIVE GAMES SCORING

61	Lawrence Tynes (2009-12) Pete Gogolak (1969-73)
----	----------------------------------------------------

TOUCHDOWNS

MOST SEASONS LEADING LEAGUE

2	Bill Paschal (1943 tied, 1944 tied)
1	Joe Morris (1985) Homer Jones (1967) Gene Roberts (1949)

MOST TOUCHDOWNS, CAREER

78	Frank Gifford (1952-60, 62-64)
----	--------------------------------

68	Tiki Barber (1997-06)
65	Joe Morrison (1959-72)
64	Brandon Jacobs (2005-11, 13)
58	Amani Toomer (1996-2008)

MOST TOUCHDOWNS, SEASON

21	Joe Morris (1985)
17	Gene Roberts (1949)
15	Saquon Barkley (2018) Brandon Jacobs (2008) Tiki Barber (2004) Joe Morris (1986)
14	Rodney Hampton (1992) Ottis Anderson (1989) Joe Morris (1986) Ron Johnson (1972) Homer Jones (1967)

MOST TOUCHDOWNS, ROOKIE SEASON

15	Saquon Barkley (2018)
12	Odell Beckham Jr. (2014) Bill Paschal (1943)

MOST TOUCHDOWNS, GAME

4	Rodney Hampton, vs. New Orleans Earnest Gray, at St. Louis Ron Johnson, at Philadelphia	Sept. 24, 1995 Sept. 7, 1980 Oct. 2, 1972
3	By 28 players, Last: Saquon Barkley, vs. Tampa Bay	Nov. 18, 2018

MOST CONSECUTIVE GAMES SCORING TOUCHDOWNS

10	Frank Gifford (1957-58)
7	Tiki Barber (2004) Kyle Rote (1959-60) Bill Paschal (1944)
6	Plaxico Burress (2007) Tiki Barber (2004-05) Joe Morris (1985-86) Frank Gifford (1953)

POINTS AFTER TOUCHDOWN

MOST SEASONS LEADING LEAGUE

1	Don Chandler (1963) Pat Summerall (1961) Ward Cuff (1938)
---	-----------------------------------------------------------------

MOST POINTS AFTER TOUCHDOWN ATTEMPTED, CAREER

277	Pete Gogolak (1966-74)
220	Lawrence Tynes (2007-12)
176	Joe Danelo (1976-82)
159	Ben Agajanian (1949, 54-57) Brad Daluiso (19993-00)

MOST POINTS AFTER TOUCHDOWN ATTEMPTED, SEASON

56	Don Chandler (1963)
48	Don Chandler (1962)
46	Lawrence Tynes (2012) Pat Summerall (1961)
45	Josh Brown (2015)

MOST POINTS AFTER TOUCHDOWN, CAREER

268	Pete Gogolak (1966-74)
220	Lawrence Tynes (2007-12)
170	Joe Danelo (1976-82)
157	Brad Daluiso (1993-00) Ben Agajanian (1949, 54-57)

MOST POINTS AFTER TOUCHDOWN, SEASON

52	Don Chandler (1963)
47	Don Chandler (1962)
46	Lawrence Tynes (2012) Pat Summerall (1961)
45	Lawrence Tynes (2009)

MOST POINTS AFTER TOUCHDOWN, GAME

8	Pete Gogolak, vs. Philadelphia	Nov. 26, 1972
7	on 8 occasions, most recently by Josh Brown, at New Orleans	Nov. 1, 2015

MOST CONSECUTIVE POINTS AFTER TOUCHDOWN

204	Lawrence Tynes (2007-2012)
133	Pete Gogolak (1967-72)
126	Pat Summerall (1958-61)
85	Brad Daluiso (1993-00)
82	Josh Brown (2013-15)

MOST POINTS AFTER TOUCHDOWN (NO MISSES), SEASON

46	Lawrence Tynes (2012) Pat Summerall (1961)
45	Lawrence Tynes (2009)
44	Josh Brown (2014)
43	Lawrence Tynes (2010)

Lawrence Tynes (2011)
Jay Feely (2005)

FIELD GOALS

MOST SEASONS LEADING LEAGUE

3 Ward Cuff (1938, tied, 1939, 1943, tied)
1 Ali Haji-Sheikh (1983)
Pat Summerall (1959)
Ken Strong (1944)

MOST FIELD GOALS ATTEMPTED, CAREER

219 Pete Gogolak (1966-74)
176 Joe Danelo (1976-82)
160 Brad Daluiso (1993-00)
146 Lawrence Tynes (2007-12)
112 Pat Summerall (1958-61)

MOST FIELD GOALS ATTEMPTED, SEASON

42 Jay Feely (2005)
Ali Haji-Sheikh (1983)
41 Pete Gogolak (1970)
39 Lawrence Tynes (2012)
38 John Carney (2008)
Joe Danelo (1981)

MOST FIELD GOALS ATTEMPTED, GAME

6 on six occasions, most recently by
Jay Feely, vs. Washington Oct. 30, 2005

MOST FIELD GOALS, CAREER

126 Pete Gogolak (1966-74)
123 Brad Daluiso (1993-00)
122 Lawrence Tynes (2007-12)
104 Joe Danelo (1976-82)

MOST FIELD GOALS, SEASON

35 John Carney (2008)
Jay Feely (2005)
Ali Haji-Sheikh (1983)
33 Lawrence Tynes (2012)
32 Aldrick Rosas (2018)
31 **Graham Gano (2020)**
30 Josh Brown (2015)
29 **Graham Gano (2021, 2022)**
27 Lawrence Tynes (2009)

MOST FIELD GOALS, GAME

6 Joe Danelo, at Seattle Oct. 18, 1981
5 **Graham Gano, at Washington** **Sept. 16, 2021**
Josh Brown, at Tennessee Dec. 7, 2014
Josh Brown, at Philadelphia Oct. 27, 2013
Lawrence Tynes, at Dallas Oct. 28, 2012
Lawrence Tynes, at Carolina Sept. 20, 2012
Jay Feely, vs. Washington Oct. 30, 2005
Steve Christie, at Cincinnati Dec. 26, 2004
Raul Allegre, at Minnesota Nov. 16, 1986
Eric Schubert, vs. Tampa Bay Nov. 3, 1985
Ali Haji-Sheikh, at Washington Dec. 17, 1983

MOST CONSECUTIVE GAMES KICKING FIELD GOALS

26 Lawrence Tynes (2011-12)
18 Joe Danelo (1977-79)
15 Lawrence Tynes (2009)
Jay Feely (2005)
Raul Allegre (1987-89)
Ali Haji-Sheikh (1983)
14 Aldrick Rosas (2017-18)
Pat Summerall (1960-61)

MOST CONSECUTIVE SUCCESSFUL FIELD GOAL ATTEMPTS

37 **Graham Gano (2020-21)**
29 Josh Brown (2014-15)
20 Aldrick Rosas (2018-2019)
17 Josh Brown (2013)
16 Lawrence Tynes (2010)
14 Ali Haji-Sheikh (1983)
Brad Daluiso (1996)
John Carney (2008)

LONGEST FIELD GOALS (IN YARDS)

57 **Graham Gano, at Dallas** **Nov. 24, 2022**
Aldrick Rosas, vs. Chicago Bears Dec. 2, 2018
56 **Graham Gano, vs. Carolina** **Sept. 18, 2022**
Ali Haji-Sheikh, at Detroit Nov. 7, 1983
Ali Haji-Sheikh, vs. Green Bay Sept. 26, 1983
55 **Graham Gano, at Minnesota** **Dec. 24, 2022**
Graham Gano, at Washington **Sept. 16, 2021**
Graham Gano, vs. Dallas **Oct. 11, 2020**
Joe Danelo, vs. New Orleans Sept. 20, 1981

54 on six occasions, most recently by Graham Gano, at Dec. 26, 2021 Philadelphia
53 on nine occasions, most recently by Graham Gano, Oct. 24, 2021 vs. Carolina
52 on 14 occasions, most recently by Graham Gano, at Sept. 16, 2021 Washington
51 on 16 occasions, most recently by Graham Gano, vs. Sept. 26, 2022 Dallas
50 on 19 occasions, most recently by Graham Gano, at Dec. 18, 2022 Washington

HIGHEST FIELD GOAL PERCENTAGE, CAREER (50 ATTEMPTS)

91.8 **Graham Gano 89-97 (2020-22)**
91.7 Josh Brown 88-96 (2013-16)
84.1 Jay Feely 58-69 (2005-06)
83.6 Lawrence Tynes 122-146 (2007-12)
82.4 Aldrick Rosas 61-74 (2017-19)
76.9 Brad Daluiso 123-160 (1993-00)

HIGHEST FIELD GOAL PERCENTAGE, SEASON (14 ATTEMPTS)

97.0 Aldrick Rosas 32-33 (2018)
96.9 **Graham Gano 31-32 (2020)**
93.8 Josh Brown 30-32 (2015)
92.3 Josh Brown 24-26 (2014)
92.1 John Carney 35-38 (2008)
90.6 **Graham Gano 29-32 (2022)**
88.9 Brad Daluiso 24-27 (1996)

MOST FIELD GOALS MADE, 50 OR MORE YARDS, CAREER

20 **Graham Gano (2020-22)**
9 Joe Danelo (1976-82)
8 Josh Brown (2013-15)
7 Aldrick Rosas (2017-2018)
6 Brad Daluiso (1993-00)
5 Lawrence Tynes (2007-12)
3 Jay Feely (2005)
Steve Christie (2004)
Raul Allegre (1986-91)
Ali Haji-Sheikh (1983-85)

MOST FIELD GOALS, 50 OR MORE YARDS, SEASON

8 **Graham Gano (2022)**
7 **Graham Gano (2021)**
5 **Graham Gano (2020)**
4 Aldrick Rosas (2018)
Josh Brown (2014)
3 Aldrick Rosas (2017)
Josh Brown (2015)
Jay Feely (2005)
Steve Christie (2004)
Joe Danelo (1981)

SAFETIES

MOST SAFETIES, SEASON

1 by many players, Last: Sam Beal, vs. Miami (tackled in Dec. 15, 2019 end zone)

MOST SAFETIES, GAME

1 by many players, Last: Sam Beal, vs. Miami (tackled in Dec. 15, 2019 end zone)

MOST SAFETIES, CAREER

3 Jim Katcavage (1956-68)
2 Leonard Marshall (1983-92)
1 by many players

RUSHING

MOST SEASONS LEADING LEAGUE

2 Bill Pascal (1943-44)
1 Eddie Price (1951)
Tuffy Leemans (1936)

ATTEMPTS

MOST ATTEMPTS, CAREER

2,217 Tiki Barber (1997-06)
1,824 Rodney Hampton (1990-97)
1,318 Joe Morris (1982-89)
1,196 Alex Webster (1955-64)
1,136 Brandon Jacobs (2005-11, 13)

MOST ATTEMPTS, SEASON

357 Tiki Barber (2005)
341 Joe Morris (1986)
327 Rodney Hampton (1994)
Tiki Barber (2006)
325 Otis Anderson (1989)
322 Tiki Barber (2004)

307	Joe Morris (1988)	
MOST ATTEMPTS, GAME		
43	Butch Woolfolk, at Philadelphia	Nov. 20, 1983
41	Rodney Hampton, vs. Rams	Sept. 19, 1993
38	Joe Montgomery, vs. New York Jets	Dec. 5, 1999
	Harry Newman, vs. Green Bay	Nov. 11, 1934
36	Joe Morris, vs. Pittsburgh	Dec. 21, 1985
	Ron Johnson, at Philadelphia	Oct. 2, 1972
35	Saquon Barkley, vs. Houston	Nov. 13, 2022
34	on four occasions, most recently by Rashad Jennings, vs. Houston	Sept. 21, 2014
33	on three occasions, most recently by Rodney Hampton, vs. New Orleans	Sept. 24, 1995
32	on five occasions, most recently by Tiki Barber, at Philadelphia	Dec. 11, 2005
31	on three occasions, most recently by Saquon Barkley, vs. Chicago	Oct. 2, 2022
30	on 10 occasions, most recently by Andre Brown, vs. Oakland	Nov. 10, 2013

YARDS

MOST YARDS GAINED, CAREER		
10,449	Tiki Barber (1997-06)	
6,897	Rodney Hampton (1990-97)	
5,296	Joe Morris (1982-89)	
5,087	Brandon Jacobs (2005-11, 2013)	
4,638	Alex Webster (1955-64)	
4,249	Saquon Barkley (2018-22)	
4,232	Ahmad Bradshaw (2007-12)	
3,836	Ron Johnson (1970-75)	
MOST YARDS GAINED, SEASON		
1,860	Tiki Barber (2005)	
1,662	Tiki Barber (2006)	
1,518	Tiki Barber (2004)	
1,516	Joe Morris (1986)	
1,387	Tiki Barber (2002)	
1,336	Joe Morris (1985)	
1,312	Saquon Barkley (2022)	
1,307	Saquon Barkley (2018)	
1,235	Ahmad Bradshaw (2010)	
1,216	Tiki Barber (2003)	
1,182	Rodney Hampton (1995)	
	Ron Johnson (1972)	
1,141	Rodney Hampton (1992)	
1,089	Brandon Jacobs (2008)	
1,083	Joe Morris (1988)	
1,077	Rodney Hampton (1993)	
1,075	Rodney Hampton (1994)	
1,063	Gary Brown (1998)	
1,059	Rodney Hampton (1991)	
1,027	Ron Johnson (1970)	
1,025	Derrick Ward (2008)	
1,023	Ottis Anderson (1989)	
1,015	Ahmad Bradshaw (2012)	
MOST YARDS GAINED, GAME		
234	Tiki Barber, at Washington	Dec. 30, 2006
220	Tiki Barber, vs. Kansas City	Dec. 17, 2005
218	Gene Roberts, vs. Chicago Cardinals	Nov. 12, 1950
215	Derrick Ward, vs. Carolina	Dec. 21, 200
206	Tiki Barber, vs. Washington	Oct. 30, 2005
203	Tiki Barber, at Oakland	Dec. 31, 2005
	Tiki Barber, vs. Philadelphia	Dec. 28, 2002
202	Joe Morris, vs. Pittsburgh	Dec. 21, 1985
200	Ahmad Bradshaw, vs. Cleveland	Oct. 7, 2012
189	Saquon Barkley, at Washington	Dec. 22, 2019
188	Bill Paschal, vs. Washington	Dec. 5, 1943
187	Rodney Hampton, at Dallas	Dec. 17, 1995
185	Tiki Barber, at Atlanta	Oct. 15, 2006
182	Tiki Barber, at Green Bay	Oct. 3, 2004
181	Joe Morris, vs. Dallas	Nov. 2, 1986
	Joe Morris, vs. Washington	Oct. 27, 1986
MOST GAMES 100 YARDS OR MORE RUSHING, CAREER		
38	Tiki Barber (1997-06)	
19	Joe Morris (1982-89)	
17	Rodney Hampton (1990-97)	
16	Saquon Barkley (2018-22)	
13	Brandon Jacobs (2005-11, 2013)	
12	Ahmad Bradshaw (2007-12)	
11	Eddie Price (1950-55)	
10	Ron Johnson (1970-75)	
MOST GAMES, 100 YARDS OR MORE RUSHING, SEASON		
9	Tiki Barber (2004)	

8	Tiki Barber (2005)	
	Tiki Barber (2006)	
	Joe Morris (1986)	
7	Saquon Barkley (2018)	
6	Gary Brown (1998)	
	Joe Morris (1985)	
5	Brandon Jacobs (2007)	
	Rodney Hampton (1993)	
LONGEST RUN FROM SCRIMMAGE		
95	Tiki Barber, at Oakland	Dec. 31, 2005
91	Hap Moran, vs. Green Bay	Nov. 23, 1930
88	Ahmad Bradshaw, at Buffalo	Dec. 23, 2007
80	Eddie Price, at Philadelphia	Dec. 9, 1951
79	Frank Gifford, vs. Washington	Nov. 29, 1959
78	Tiki Barber, vs. Arizona	Sept. 3, 2000
77	Bill Paschal, vs. Cleveland Rams	Nov. 4, 1945
HIGHEST AVERAGE GAIN, CAREER (500 ATTEMPTS)		
4.71	Tiki Barber, 1997-2006 (2,217-10,449)	
4.60	Ahmad Bradshaw, 2007-2012 (921-4,232)	
4.49	Saquon Barkley, 2018-22 (954-4,249)	
4.48	Brandon Jacobs, 2005-11, 2013 (1,136-5,087)	
4.30	Frank Gifford, 1952-60, 62-64 (840-3,609)	
4.14	Mel Triplett, 1955-60 (553-2,289)	
HIGHEST AVERAGE GAIN, SEASON (QUALIFIERS)		
5.63	Derrick Ward 2008 (182-1,025)	
5.60	Brandon Jacobs 2010 (147-823)	
5.58	Eddie Price 1950 (126-703)	
5.21	Tiki Barber 2005 (357-1,860)	
	Tiki Barber 2001 (166-865)	
5.15	Frank Gifford 1956 (159-819)	
5.09	Frank Gifford 1959 (106-540)	
HIGHEST AVERAGE GAIN, GAME (10 ATTEMPTS)		
14.33	Derrick Ward, vs. Carolina (15-215)	Dec. 21, 2008
13.30	Frank Reagan, vs. Rams (10-133)	Dec. 1, 1946
12.23	Tuffy Leemans, vs. Green Bay (13-159)	Nov. 20, 1938
12.14	Saquon Barkley, at Washington (14-170)	Dec. 9, 2018
11.43	Ernie Koy, at Washington (14-160)	Oct. 1, 1967

TOUCHDOWNS

MOST RUSHING TOUCHDOWNS, CAREER		
60	Brandon Jacobs (2005-11, 13)	
55	Tiki Barber (1997-06)	
49	Rodney Hampton (1990-97)	
48	Joe Morris (1982-89)	
39	Alex Webster (1955-64)	
35	Ottis Anderson (1986-92)	
34	Frank Gifford (1952-60, 62-64)	
MOST RUSHING TOUCHDOWNS, SEASON		
21	Joe Morris (1985)	
15	Brandon Jacobs (2008)	
14	Rodney Hampton (1992)	
	Ottis Anderson (1989)	
	Joe Morris (1986)	
13	Tiki Barber (2004)	
11	Saquon Barkley (2018)	
	Tiki Barber (2002)	
	Ottis Anderson (1990)	
10	Saquon Barkley (2022)	
	Rodney Hampton (1995)	
	Rodney Hampton (1991)	
	Bill Paschal (1943)	
MOST RUSHING TOUCHDOWNS, GAME		
4	Rodney Hampton, vs. New Orleans	Sept. 24, 1995
3	on 16 occasions, most recently by Ahmad Bradshaw, vs. Buffalo	Oct. 16, 2011
2	on many occasions, most recently by Daniel Jones, vs. Indianapolis	Jan. 1, 2023
MOST CONSECUTIVE GAMES RUSHING FOR TOUCHDOWNS		
7	Bill Paschal (1944)	
6	Joe Morris (1985-86)	
5	on five occasions, most recently by Andre Brown (2012)	

ALL-PURPOSE YARDS

MOST ALL-PURPOSE YARDS, CAREER		
17,359	Tiki Barber (1997-06)	
10,924	Amani Toomer (1996-08)	
9,862	Frank Gifford (1952-60, 1962-64)	
9,750	Rodney Hampton (1990-97)	
MOST ALL-PURPOSE YARDS, SEASON		
2,390	Tiki Barber (2005)	

- 2,127 Tiki Barber (2006)
- 2,096 Tiki Barber (2004)
- 2,085 Tiki Barber (2000)
- 2,028 Saquon Barkley (2018)**
- 1,989 Tiki Barber (2002)

MOST ALL-PURPOSE YARDS, GAME

- | | | |
|------------|--------------------------------------|----------------------|
| 327 | David Wilson, vs. New Orleans | Dec. 9, 2012 |
| 303 | Domenik Hixon, at New Orleans | Oct. 28, 2009 |
| 289 | Saquon Barkley, at Washington | Dec. 22, 2019 |
| 279 | Joe Scott, vs. LA Rams | Nov. 14, 1948 |
| 276 | Tiki Barber vs. Philadelphia | Dec. 28, 2002 |
| 269 | Domenik Hixon at Arizona | Nov. 23, 2008 |
| | Del Shofner vs. Washington | Oct. 28, 1962 |

PASSING

MOST SEASONS LEADING LEAGUE

- 2 Ed Danowski (1935,1938)
- 1 Phil Simms (NFC, 1990)
- Norm Snead (1972)
- Y.A. Tittle (1963)
- Charlie Conerly (1959)
- Harry Newman (1933)

ATTEMPTS

MOST PASSES ATTEMPTED, CAREER

- 8,119 Eli Manning (2004-19)
- 4,647 Phil Simms (1979-93)
- 2,833 Charlie Conerly (1948-61)
- 2,473 Kerry Collins (1999-03)
- 1,898 Fran Tarkenton (1967-71)
- 1,740 Daniel Jones (2019-22)**

MOST PASSES ATTEMPTED, SEASON

- 618 Eli Manning (2015)
- 601 Eli Manning (2014)
- 598 Eli Manning (2016)
- 589 Eli Manning (2011)
- 576 Eli Manning (2018)
- 571 Eli Manning (2017)
- 568 Kerry Collins (2001)
- 557 Eli Manning (2005)
- 551 Eli Manning (2013)
- 545 Kerry Collins (2002)

MOST PASSES ATTEMPTED, GAME

- | | | |
|-----------|------------------------------------|----------------------|
| 63 | Eli Manning, at Philadelphia | Dec. 22, 2016 |
| 62 | Phil Simms, at Cincinnati | Oct. 13, 1985 |
| 59 | Kerry Collins, at New England | Oct. 12, 2003 |
| | Kerry Collins, vs. Green Bay | Jan. 6, 2002 |
| 57 | Eli Manning, vs. Philadelphia | Dec. 17, 2017 |
| 54 | Eli Manning, vs. San Francisco | Oct. 11, 2015 |
| 53 | Eli Manning, vs. Philadelphia | Dec. 28, 2014 |
| | Eli Manning, vs. Washington | Dec. 16, 2007 |
| | Eli Manning, at Seattle | Nov. 27, 2005 |
| | Charlie Conerly, at Pittsburgh | Dec. 5, 1948 |
| 52 | Eli Manning, vs. Indianapolis | Nov. 3, 2014 |
| | Eli Manning, vs. Philadelphia | Oct. 6, 2013 |
| | Kerry Collins, at Washington | Oct. 28, 2001 |
| | Jeff Rutledge, vs. Seattle | Dec. 11, 1983 |
| 51 | Daniel Jones, vs. L.A. Rams | Oct. 17, 2021 |
| | Eli Manning at Washington | Nov. 29, 2015 |
| | Eli Manning, vs. Tampa Bay | Sept. 16, 2012 |
| | Kerry Collins, vs. Dallas | Sept. 15, 2003 |
| | Kerry Collins, vs. Detroit | Nov. 19, 2000 |
| | Kerry Collins, vs. Minnesota | Dec. 26, 1999 |
| | Scott Brunner, vs. San Diego | Oct. 2, 1983 |
| | Scott Brunner, at St. Louis | Dec. 26, 1982 |

COMPLETIONS

MOST PASSES COMPLETED, CAREER

- 4,895 Eli Manning (2004-19)
- 2,576 Phil Simms (1979-93)
- 1,447 Kerry Collins (1999-2003)
- 1,418 Charlie Conerly (1948-61)
- 1,113 Daniel Jones (2019-22)**
- 1,051 Fran Tarkenton (1967-71)

MOST PASSES COMPLETED, SEASON

- 387 Eli Manning (2015)
- 380 Eli Manning (2018)
- 379 Eli Manning (2014)
- 377 Eli Manning (2016)
- 359 Eli Manning (2011)

- 352 Eli Manning (2017)
- 339 Eli Manning (2010)
- 335 Kerry Collins (2002)
- 327 Kerry Collins (2001)
- 321 Eli Manning (2012)
- 317 Daniel Jones (2022)**
- Eli Manning (2013)
- Eli Manning (2009)

MOST PASSES COMPLETED, GAME

- | | | |
|-----------|-----------------------------------|----------------------|
| 41 | Eli Manning, vs. San Francisco | Oct. 11, 2015 |
| 40 | Phil Simms, at Cincinnati | Oct. 13, 1985 |
| 38 | Eli Manning, at Philadelphia | Dec. 22, 2016 |
| 37 | Eli Manning, vs. Philadelphia | Dec. 17, 2017 |
| 36 | Kerry Collins, vs. Green Bay | Jan. 6, 2002 |
| | Charlie Conerly, at Pittsburgh | Dec. 5, 1948 |
| 35 | Kerry Collins, at New England | Oct. 12, 2003 |
| 34 | Eli Manning, vs. Tennessee | Sept. 26, 2010 |
| 33 | Eli Manning, at Dallas | Sept. 16, 2018 |
| | Eli Manning, at New Orleans | Nov. 28, 2011 |
| | Eli Manning, vs. Dallas | Nov. 14, 2010 |
| 32 | Eli Manning, vs. Baltimore | Oct. 16, 2016 |
| | Eli Manning, vs. New Orleans | Sept. 18, 2016 |
| | Kerry Collins, at Washington | Oct. 28, 2001 |
| 31 | Eli Manning, vs. New Orleans | Sept. 30, 2018 |
| | Eli Manning, vs. Tampa Bay | Sept. 16, 2012 |
| | Eli Manning, vs. Miami | Oct. 30, 2011 |
| | Eli Manning, at Philadelphia | Sept. 17, 2006 |
| | Kerry Collins, vs. Miami | Oct. 5, 2003 |
| | Kerry Collins, vs. Minnesota | Dec. 26, 1999 |
| | Scott Brunner, vs. San Diego | Oct. 2, 1983 |
| 30 | Daniel Jones, at Minnesota | Dec. 24, 2022 |
| | Eli Manning, vs. Washington | Oct. 28, 2018 |
| | Eli Manning, at Tampa Bay | Oct. 1, 2017 |
| | Eli Manning at New Orleans | Nov. 1, 2015 |
| | Kerry Collins, vs. Seattle | Dec. 23, 2001 |
| | Kerry Collins, at Dallas | Jan. 2, 2000 |
| | Phil Simms, at St. Louis | Dec. 13, 1987 |
| | Randy Johnson, vs. Philadelphia | Dec. 19, 1971 |
| | Eli Manning at New Orleans | Nov. 1, 2015 |

MOST CONSECUTIVE PASSES COMPLETED

- | | | |
|----|-------------------------------------------------------------------------------------|------------------|
| 21 | Eli Manning, at New Orleans | Nov. 28, 2011 |
| 15 | Eli Manning, vs. San Francisco | Oct. 11, 2015 |
| 14 | at Houston, Sept. 23, 2018/vs. New Orleans, Sept. 30, 2018 (spanned 2 games) | |
| 13 | Kerry Collins, at Phil. Sept. 10, 2000/at Chicago, Sept. 17, 2000 (spanned 2 games) | |
| | Phil Simms, at Cincinnati | Oct. 13, 1985 |
| 12 | Eli Manning, at Atlanta | October 15, 2007 |
| | Y.A. Tittle, vs. Washington | Oct. 28, 1962 |

HIGHEST COMPLETION PERCENTAGE, CAREER (1,000 ATTEMPTS)

- 63.96 Daniel Jones (1,113-1,740, 2019-22)**
- 60.29 Eli Manning (4,895-8,119, 2004-19)
- 58.51 Kerry Collins (1,447-2,473, 1999-03)
- 55.89 Y.A. Tittle (731-1,308, 1961-64)
- 55.43 Phil Simms (2,576-4,647, 1979-93)

HIGHEST COMPLETION PERCENTAGE, SEASON (QUALIFIERS)

- 67.16 Daniel Jones (317-472, 2022)**
- 65.97 Eli Manning (380-576, 2018)
- 64.26 Daniel Jones (232-361, 2021)**
- 63.06 Eli Manning (379-601, 2014)
- 63.05 Eli Manning (377-598, 2016)
- 62.89 Eli Manning (339-539, 2010)
- 62.81 Kurt Warner (174-277, 2004)
- Jeff Hostetler (179-285, 1991)
- 62.62 Eli Manning (387-618, 2015)
- 62.50 Daniel Jones (448-280, 2020)**
- 62.27 Eli Manning (317-509, 2009)
- 61.87 Daniel Jones (284-459, 2019)**

HIGHEST COMPLETION PERCENTAGE, GAME (20 ATTEMPTS)

- | | | |
|--------------|---------------------------------------------|-----------------------|
| 87.10 | Eli Manning, at Miami (27-31) | Dec. 14, 2015 |
| 86.20 | Eli Manning, at Houston (25-29) | Sept. 23, 2018 |
| 84.61 | Kerry Collins, at St. Louis (22-26) | Sept. 15, 2002 |
| 82.35 | Jeff Hostetler, at Dallas (28-34) | Sept. 29, 1991 |
| 80.95 | Daniel Jones, at Tennessee (17-21) | Sept. 11, 2022 |
| | Phil Simms, at Indianapolis (17-21) | Nov. 5, 1990 |
| | Phil Simms, vs. St. Louis (17-21) | Oct. 25, 1987 |
| 80.77 | Phil Simms, vs. Green Bay (21-26) | Dec. 19, 1987 |
| 80.64 | Daniel Jones, vs. Washington (25-31) | Dec. 4, 2022 |
| 80.00 | Norm Snead, vs. N.E. (28-35) | Sept. 22, 1974 |
| | Fran Tarkenton, vs. San Diego (16-20) | Nov. 7, 1971 |
| | Y.A. Tittle, vs. Philadelphia (16-20) | Nov. 10, 1963 |

YARDS

MOST YARDS PASSING, CAREER

57,023	Eli Manning (2004-19)
33,462	Phil Simms (1979-93)
19,488	Charlie Conerly (1948-61)
16,875	Kerry Collins (1999-03)
13,905	Fran Tarkenton (1967-71)
11,603	Daniel Jones (2019-22)

MOST YARDS PASSING, SEASON

4,933	Eli Manning (2011)
4,432	Eli Manning (2015)
4,410	Eli Manning (2014)
4,299	Eli Manning (2018)
4,073	Kerry Collins (2002)
4,044	Phil Simms (1984)
4,027	Eli Manning (2016)
4,021	Eli Manning (2009)
4,002	Eli Manning (2010)
3,998	Eli Manning (2018)
3,981	Eli Manning (2014)
3,948	Eli Manning (2012)
3,829	Phil Simms (1985)
3,818	Eli Manning (2013)
3,764	Kerry Collins (2001)
3,762	Eli Manning (2005)

MOST YARDS PASSING, GAME

513	Phil Simms, at Cincinnati	Oct. 13, 1985
510	Eli Manning, vs. Tampa Bay	Sept. 16, 2012
505	Y.A. Tittle, vs. Washington	Oct. 28, 1962
450	Eli Manning, at Dallas	Sept. 8, 2013
441	Eli Manning, vs. San Francisco	Oct. 11, 2015
434	Eli Manning, vs. Philadelphia	Dec. 17, 2017
432	Phil Simms, vs. Dallas	Oct. 6, 1985
429	Eli Manning, vs. Philadelphia	Dec. 28, 2014
420	Eli Manning, vs. Seattle	Oct. 9, 2011
409	Phil Simms, vs. Philadelphia	Sept. 2, 1984
406	Eli Manning, at New Orleans	Nov. 28, 2011
403	Eli Manning, vs. Baltimore	Oct. 16, 2016
402	Daniel Jones, at New Orleans	Oct. 3, 2021
400	Eli Manning, at Dallas	Dec. 11, 2011

MOST GAMES, 300 YARDS OR MORE PASSING, CAREER

51	Eli Manning (2004-19)
21	Phil Simms (1979-93)
17	Kerry Collins (1999-03)
9	Y.A. Tittle (1961-64)
8	Daniel Jones (2019-22)

MOST GAMES, 300 YARDS OR MORE PASSING, SEASON

8	Eli Manning (2011)
6	Eli Manning (2015)
5	Daniel Jones (2019)
	Eli Manning (2018)
	Eli Manning (2014)
	Kerry Collins (2001)
4	Eli Manning (2016)
	Eli Manning (2010)
	Kerry Collins (2002)
	Phil Simms (1986)
	Phil Simms (1984)
	Y.A. Tittle (1962)
3	Eli Manning (2013)
	Eli Manning (2012)
	Eli Manning (2009)
	Eli Manning (2005)
	Kerry Collins (2003)
	Kerry Collins (2000)
	Phil Simms (1988)
	Phil Simms (1985)
	Phil Simms (1988)
	Phil Simms (1985)
	Jeff Rutledge (1983)
	Y.A. Tittle (1961)

LONGEST PASS COMPLETION (IN YARDS)

99	Eli Manning (to Victor Cruz) at Jets	Dec. 24, 2011
98	Earl Morrall (to Homer Jones) at Pittsburgh	Sept. 11, 1966
94	Norm Snead (to Rich Houston) vs. Dallas	Sept. 24, 1972
92	Eli Manning (to Mario Manningham) at Washington	Jan. 2, 2011
89	Earl Morrall (to Homer Jones) vs. Philadelphia	Oct. 17, 1965
88	Frank Reagan (to George Franck) vs. Washington	Oct. 12, 1947
87	Eli Manning (to Odell Beckham Jr.) vs. New England	Nov. 15, 2015
	Kent Graham (to Tiki Barber) at Arizona	Dec. 6, 1998

85 Eli Manning (to Mario Manningham) at Green Bay Dec. 26, 2010

TOUCHDOWNS

MOST TOUCHDOWN PASSES, CAREER

366	Eli Manning (2004-19)
199	Phil Simms (1979-93)
173	Charlie Conerly (1948-61)
103	Fran Tarkenton (1967-71)
96	Y.A. Tittle (1961-64)

MOST TOUCHDOWN PASSES, SEASON

36	Y.A. Tittle (1963)
35	Eli Manning (2015)
33	Y.A. Tittle (1962)
31	Eli Manning (2010)
30	Eli Manning (2014)
29	Eli Manning (2011)
	Fran Tarkenton (1967)

MOST TOUCHDOWN PASSES, GAME

7	Y.A. Tittle, vs. Washington	Oct. 28, 1962
6	Eli Manning, at New Orleans	Nov. 1, 2015
	Y.A. Tittle, vs. Dallas	Dec. 16, 1962
5	Daniel Jones, at Washington	Dec. 22, 2019
	Eli Manning, vs. Philadelphia	Dec. 30, 2012
	Phil Simms at St. Louis	Sept. 7, 1980
	Fran Tarkenton, vs. St. Louis	Oct. 25, 1970

MOST CONSECUTIVE GAMES TOUCHDOWN PASSES

15	Y.A. Tittle (1962-64)
13	Daniel Jones (2019-2020)
12	Eli Manning (2008)
	Eli Manning (2004-05)
	Eli Manning (2005-06)
10	Eli Manning (2015-16)
	Eli Manning (2009)
	Phil Simms (1988-89)
	Phil Simms (1986-87)
	Charlie Conerly (1948-49)
9	Eli Manning (2011-12)
	Eli Manning (2006-07)
	Phil Simms (1985-86)
	Earl Morrall (1965-66)

PASSES INTERCEPTED

LOWEST PERCENTAGE PASSES HAD INTERCEPTED, CAREER (MIN. 1,000 ATT)

2.0	Daniel Jones (34 int., 1,740 att.)
2.8	Kerry Collins (70 int., 2,473 att.)
3.0	Eli Manning (244 int., 8,119 att.)
3.4	Phil Simms (157 int., 4,647 att.)
3.5	Dave Brown (49 int., 1,391 att.)

LOWEST PERCENTAGE PASSES HAD INTERCEPTED, SEASON

1.1	Daniel Jones, 2022 (5 int., 472 att.)
1.3	Phil Simms, 1990 (4 int., 311 att.)
1.4	Kurt Warner, 2004 (4 int, 277 att.)
	Jeff Hostetler, 1991 (4 int., 285 att.)
1.9	Daniel Jones, 2021 (7 int., 232 att.)
2.0	Fran Tarkenton, 1969 (8 int., 409 att.)

FEWEST PASSES HAD INTERCEPTED, GAME (MOST ATTEMPTS)

0	Eli Manning, vs. Indianapolis (52 attempts)	Nov. 3, 2014
	Scott Brunner, vs. St. Louis (51 attempts)	Dec. 26, 1982
	Phil Simms, at L.A. Rams (48 attempts)	Sept. 30, 1984
	Kerry Collins, vs. Seattle (47 attempts)	Dec. 23, 2001
	Dave Brown, vs. Balt. (46 attempts)	Sept. 14, 1997
	Fran Tarkenton, at Dallas (46 attempts)	Oct. 11, 1971
	Phil Simms, at Phoenix (45 attempts)	Nov. 13, 1988
	Eli Manning, vs. Miami (45 attempts)	Oct. 30, 2011
	Eli Manning, vs. Dallas (44 attempts)	Sept. 16, 2018
	Eli Manning, vs. New England (44 attempts)	Nov. 15, 2015

MOST PASSES HAD INTERCEPTED, CAREER

244	Eli Manning (2004-19)
167	Charlie Conerly (1949-61)
157	Phil Simms (1979-93)
72	Fran Tarkenton (1967-71)
70	Kerry Collins (1999-2003)

PASS RECEIVING

RECEPTIONS

MOST SEASONS LEADING LEAGUE

1	Earnest Gray (1983)
	Bob Tucker (1971)
	Tod Goodwin (1935)

MOST PASS RECEPTIONS, CAREER

668	Amani Toomer (1996-08)
586	Tiki Barber (1997-06)
395	Joe Morrison (1959-72)
390	Odell Beckham, Jr. (2014-18)
371	Jeremy Shockey (2002-07)
368	Ike Hilliard (1997-2004)
367	Frank Gifford (1952-60, 62-64)
362	Sterling Shepard (2016-22)

MOST PASS RECEPTIONS, SEASON

107	Steve Smith (2009)
101	Odell Beckham Jr. (2016)
96	Odell Beckham Jr. (2015)
91	Saquon Barkley (2018)
	Odell Beckham Jr. (2014)
86	Victor Cruz (2012)
82	Victor Cruz (2011)
	Amani Toomer (2002)
79	Hakeem Nicks (2010)
	Amani Toomer (1999)
78	Amani Toomer (2000)
	Earnest Gray (1983)

MOST PASS RECEPTIONS, GAME

14	Saquon Barkley, at Dallas	Sept. 16, 2018
13	Tiki Barber, at Dallas	Jan. 2, 2000
12	Odell Beckham Jr., vs. Philadelphia	Dec. 28, 2014
	Odell Beckham Jr., vs. Washington	Dec. 14, 2014
	Hakeem Nicks, at Houston	Oct. 10, 2010
	Mark Bavaro, at Cincinnati	Oct. 13, 1985
	Jeremy Shockey, vs. Dallas	Nov. 11, 2007
	Amani Toomer, at Philadelphia	Sept. 17, 2006
11	on 15 occasions, most recently by Evan Engram, at Dallas	Sept. 8, 2018
10	on 24 occasions, most recently by Sterling Shepard, vs. L.A. Rams	Oct. 17, 2021

MOST CONSECUTIVE GAMES, PASS RECEPTIONS

98	Amani Toomer (1998-04)
88	Tiki Barber (1999-2004)
83	Jeremy Shockey (2002-07)
68	Ike Hilliard (1997-02)
64	Sterling Shepard (2016-22)
60	Evan Engram (2017-21)
59	Odell Beckham, Jr. (2014-18)
57	Plaxico Burress (2005-08)
53	Hakeem Nicks (2009-12)
51	Victor Cruz (2011-14)
47	Chris Calloway (1996-98)
45	David Meggett (1989-92)

YARDS**MOST YARDS GAINED, CAREER**

9,497	Amani Toomer (1996-08)
5,434	Frank Gifford (1952-60, 62-64)
5,183	Tiki Barber (1997-2006)
4,993	Joe Morrison (1959-72)
4,797	Kyle Rote (1951-61)

MOST YARDS GAINED, SEASON

1,536	Victor Cruz (2011)
1,450	Odell Beckham Jr. (2015)
1,367	Odell Beckham Jr. (2016)
1,343	Amani Toomer (2002)
1,305	Odell Beckham Jr. (2014)
1,220	Steve Smith (2009)
1,214	Plaxico Burress (2005)
1,209	Homer Jones (1967)
1,192	Hakeem Nicks (2011)
1,183	Amani Toomer (1999)
1,181	Del Shofner (1963)

MOST YARDS GAINED, GAME

269	Del Shofner, vs. Washington	Oct. 28, 1962
222	Odell Beckham Jr., vs. Baltimore	Oct. 16, 2016
212	Gene Roberts, at Green Bay	Nov. 13, 1949
204	Plaxico Burress, vs. St. Louis	Oct. 2, 2005
	Amani Toomer, vs. Indianapolis	Dec. 22, 2002
201	Gene Roberts, vs. Chicago	Oct. 23, 1949
199	Hakeem Nicks vs. Tampa Bay	Sept. 16, 2012
196	Homer Jones, at Washington	Oct. 1, 1967
193	Amani Toomer, vs. Jacksonville	Dec. 23, 2000

LONGEST PASS RECEPTION (IN YARDS)

99	Victor Cruz (from Eli Manning) at Jets	Dec. 24, 2011
98	Homer Jones (from Earl Morrall) at Pittsburgh	Sept. 11, 1966

94	Rich Houston (from Noirm Snead) vs. Dallas	Sept. 24, 1972
92	Mario Manningham (from Eli Manning) at Green Bay	Dec. 26, 2010
89	Homer Jones (from Earl Morrall) vs. Philadelphia	Oct. 17, 1965
88	George Franck (from Frank Reagan) at Washington	Oct. 12, 1947
87	Odell Beckham Jr. (from Eli Manning) vs. New England	Nov. 15, 2015
	Tiki Barber (from Kent Graham) at Arizona	Dec. 6, 1998
85	Mario Manningham (from Eli Manning) at Washington	Jan. 2, 2011

HIGHEST AVERAGE GAIN, CAREER (200 MINIMUM)

*22.6	Homer Jones (214-4,845, 1964-69)
18.1	Del Shofner (239-4,315, 1961-67)
17.2	Aaron Thomas (247-4,253, 1962-70)

*NFL Record

HIGHEST AVERAGE GAIN, SEASON (QUALIFIERS)

24.7	Homer Jones (49-1,209, 1967)
23.5	Homer Jones (45-1,057, 1968)
21.8	Homer Jones (48-1,044, 1966)

HIGHEST AVERAGE GAIN, GAME (4 MINIMUM)

50.3	Gene Roberts, vs. Chicago Bears (4-201)	Oct. 23, 1949
49.0	Homer Jones, at Washington (4-196)	Oct. 1, 1967
37.5	Frank Liebel, vs. Detroit (4-150)	Nov. 18, 1945

TOUCHDOWNS**MOST TOUCHDOWNS, CAREER**

54	Amani Toomer (1996-08)
48	Kyle Rote (1951-61)
47	Joe Morrison (1959-71)
44	Odell Beckham, Jr. (2014-18)
43	Frank Gifford (1952-60, 1962-64)

MOST TOUCHDOWNS, SEASON

13	Odell Beckham Jr. (2015)
	Homer Jones (1967)
12	Odell Beckham Jr. (2014)
	Plaxico Burress (2007)
	Del Shofner (1962)
11	Hakeem Nicks (2010)
	Del Shofner (1961)

MOST TOUCHDOWNS, GAME

4	Earnest Gray, at St. Louis	Sept. 7, 1980
3	on 23 occasions, most recently by Odell Beckham Jr., at New Orleans	Nov. 1, 2015

MOST CONSECUTIVE GAMES, TOUCHDOWN RECEPTIONS

7	Kyle Rote (1959-60)
6	Plaxico Burress (2007)
5	Odell Beckham Jr. (2015)
	Chris Calloway (1997-98)
	Bobby Johnson (1985-86)
	Aaron Thomas (1967)
	Joe Morrison (1966)
	Homer Jones (1966)
	Del Shofner (1963)
	Frank Liebel (1945)

MOST GAMES 100 YARDS OR MORE RECEIVING, CAREER

24	Odell Beckham Jr. (2014-18)
22	Amani Toomer (1996-2008)
18	Victor Cruz (2010-16)
17	Homer Jones (1964-69)
13	Hakeem Nicks (2009-13)
	Del Shofner (1961-67)

INTERCEPTIONS**MOST SEASONS LEADING LEAGUE**

2	Dick Lynch (1961, 1963)
---	-------------------------

MOST INTERCEPTIONS BY, CAREER

74	Emlen Tunnell (1948-58)
52	Jimmy Patton (1955-66)
41	Carl Lockhart (1965-75)

MOST INTERCEPTIONS BY, SEASON

11	Jimmy Patton (1958)
	Otto Schellbacher (1951)
10	Willie Williams (1968)
	Emlen Tunnell (1949)
	Frank Reagan (1947)

MOST INTERCEPTIONS BY, GAME

3	on 18 occasions, most recently by Terry Kinard, vs. Dallas	Sept. 20, 1987
---	------------------------------------------------------------	----------------

MOST CONSECUTIVE GAMES, INTERCEPTIONS BY

7	Tom Landry (1950-51)
6	Willie Williams (1968)

- 5 Carl Lockhart (1969-70)
Emlen Tunnell (1954-55)

INTERCEPTION RETURN YARDS

MOST YARDS GAINED, CAREER

- 1,240 Emlen Tunnell (1948-58)
712 Jimmy Patton (1955-66)
574 Terry Kinard (1983-89)
568 Dick Lynch (1959-66)
475 Carl Lockhart (1965-75)

MOST YARDS GAINED, SEASON

- 307 Stevie Brown (2012)
251 Dick Lynch (1963)
Emlen Tunnell (1949)
203 Frank Reagan (1947)
195 Erich Barnes (1961)

MOST YARDS GAINED, GAME

- 109 Ward Cuff, at Philadelphia Sept. 13, 1941
104 George Cheverko, at Washington Oct. 3, 1948
102 Erich Barnes, at Dallas Oct. 15, 1961

LONGEST GAIN (IN YARDS)

- 102 Erich Barnes, at Dallas (TD) Oct. 15, 1961
101 Henry Carr, at Rams (TD) Nov. 13, 1966
97 Lawrence Taylor, at Detroit (TD) Nov. 25, 1982
96 Ward Cuff, vs. Washington (TD) Dec. 4, 1938
Kevin Dockery, at Dallas (TD) Oct. 23, 2006
95 Sam Games, vs. Philadelphia (TD) Aug. 31, 1997

INTERCEPTIONS RETURNED FOR TOUCHDOWNS

MOST TOUCHDOWNS, CAREER

- 4 Jason Sehorn (1994-02)
Dick Lynch (1959-66)
Emlen Tunnell (1948-58)
3 George Martin (1975-86)
Carl Lockhart (1965-72)
Jerry Hillebrand (1963-66)
Erich Barnes (1961-64)
Tom Landry (1950-55)

MOST TOUCHDOWNS, SEASON

- 3 Dick Lynch (1963)
2 by nine players, mst recently by Alex Ogletree (2018)

MOST TOUCHDOWNS, GAME

- 1 by many players, Last: Landon Collins, vs. Indianapolis Jan. 1, 2023

MOST CONSECUTIVE GAMES, TOUCHDOWNS

- 2 at Philadelphia, Sept. 22; vs. Washington, Sept. 29, 1968
Dick Lynch, vs. Cleveland, Oct. 13; vs. Dallas, Oct. 20, 1963
Tom Landry, at Cleveland, Oct. 28; vs. N.Y. Yanks, Nov. 4, 1951

PUNTING

MOST SEASONS LEADING LEAGUE

- 2 Sean Landeta (NFC, 1986, 1990)
Dave Jennings (1979, 1980)
1 Don Chandler (1957)

MOST PUNTS, CAREER

- 931 Dave Jennings (1974-84)
526 Sean Landeta (1985-93)
525 Don Chandler (1956-64)
513 Jeff Feagles (2003-09)

MOST PUNTS, SEASON

- 111 Brad Maynard (1997)
104 Dave Jennings (1979)
102 Mike Horan (1996)
101 Brad Maynard (1998)
100 Dave Jennings (1977)

MOST PUNTS, GAME

- 14 Carl Kinscherf, at Detroit Nov. 7, 1943
13 Brad Maynard, at Washington Nov. 23, 1997
12 Brad Maynard, at Tampa Bay Sept. 12, 1999
11 on six occasions, most recently by Brad Maynard Nov. 1, 1998

YARDS

MOST YARDS, CAREER

- 38,792 Dave Jennings (1974-84)
23,019 Don Chandler (1956-64)
22,806 Sean Landeta (1985-93)
21,161 Jeff Feagles (2003-09)

MOST YARDS, SEASON

- 4,566 Brad Maynard (1998)
4,531 Brad Maynard (1997)
4,445 Dave Jennings (1979)
4,297 Brad Wing (2016)
4,289 Mike Horan (1996)
4,271 Steve Weatherford (2013)
4,211 Dave Jennings (1980)
4,198 Dave Jennings (1981)

MOST YARDS, GAME

- 583 Carl Kinscherf, at Detroit (14 punts) Nov. 7, 1943
537 Brad Maynard, at Washington (13 punts) Nov. 23, 1997
526 Brad Maynard, at Tampa (12 punts) Sept. 12, 1999

LONGEST PUNT

- 90 Rodney Williams, at Denver Sept. 10, 2001
74 Don Chandler, at Dallas Oct. 11, 1964
Len Younce, vs. Chicago Bears Nov. 14, 1943
73 Dave Jennings, vs. Houston Dec. 5, 1982
72 Dave Jennings, vs. Dallas Nov. 4, 1979
Len Younce, at Brooklyn Tigers Oct. 15, 1944
Carl Kinscherf, at Philadelphia-Pittsburgh Oct. 9, 1943
71 Riley Dixon vs. Philadelphia Nov. 15, 2020
Steve Weatherford, at Philadelphia Oct. 12, 2014
Sean Landeta, vs. Green Bay Nov. 8, 1992
Sean Landeta, vs. Philadelphia Dec. 3, 1989
Kay Eakin, vs. Cleveland Nov. 16, 1941

HIGHEST AVERAGE, CAREER (150 PUNTS)

- 46.3 Steve Weatherford (311 punts, 2011-14)
45.2 Riley Dixon (279 punts, 2018-21)
44.9 Brad Wing (264 punts, 2015-2017)
43.8 Don Chandler (525 punts, 1956-64)
43.4 Sean Landeta (526 punts, 1985-93)
42.1 Mike Horan (303 punts, 1993-96)
42.0 Brad Maynard (380 punts, 1997-00)
41.7 Dave Jennings (931 punts, 1974-84)

HIGHEST AVERAGE, SEASON (35 PUNTS)

- 47.5 Steve Weatherford (58 punts, 2012)
46.9 Steve Weatherford (91 punts, 2013)
46.8 Jamie Gillan (74 punts, 2022)
46.6 Don Chandler (55 punts, 1959)
46.2 Brad Wing (93 punts, 2016)
46.1 Riley Dixon (69 punts, 2019)
45.7 Steve Weatherford (82 punts, 2011)
45.6 Don Chandler (73 punts, 1964)
45.5 Steve Weatherford (80 punts, 2014)

HIGHEST NET AVERAGE, SEASON (SINCE 1976)

- 42.0 Riley Dixon 2019 (69 punts)
41.8 Riley Dixon 2018 (71 punts)
40.9 Brad Wing 2016 (93 punts)
40.2 Jeff Feagles 2008 (64 punts)
40.1 Jamie Gillan 2022 (74 punts)
39.9 Mike Horan 1993 (44 punts)
39.3 Steve Weatherford 2012 (58 punts)
39.2 Steve Weatherford 2011 (82 punts)

HIGHEST AVERAGE, GAME (4 PUNTS)

- 55.4 Brad Maynard, at Tennessee (5 punts) Oct. 1, 2000
55.3 Dave Jennings, vs. Houston (4 punts) Dec. 5, 1982
55.1 Rodney Williams, at Denver (8 punts) Sept. 10 2001
55.0 Steve Weatherford, vs. Dallas (4 punts) Nov. 23, 2014
54.6 Jamie Gillan, vs. Chicago (5 punts) Oct. 2, 2022
54.1 Don Chandler, at Cleveland (8 punts) Oct. 11, 1959
54.0 Dave Jennings, at Dallas (5 punts) Oct. 5, 1980
53.3 Brad Wing, vs. L.A. Rams (4 punts) Nov. 5, 2017

INSIDE THE 20

MOST INSIDE THE 20, CAREER

- 178 Jeff Feagles
170 Dave Jennings
141 Sean Landeta

MOST INSIDE THE 20, SEASON

- 33 Brad Maynard, 1997
Brad Maynard, 1998
Brad Wing, 2015
32 Mike Horan, 1996

MOST INSIDE THE 20, GAME

- 6 Brad Maynard, vs. Tampa Bay Sept. 12, 1999
Jeff Feagles, vs. Carolina Dec. 10, 2006
5 Jamie Gillan, at Tennessee Sept. 11, 2022
Brad Wing, vs. Dallas Dec. 11, 2016
Brad Wing, at Cleveland Nov. 27, 2016

Steve Weatherford, vs. Washington	Dec. 14, 2014
Steve Weatherford, at New England	Nov. 6, 2011
Dave Jennings, vs. St. Louis	Oct. 24, 1983 (OT)
Brad Maynard, vs. Oakland	Sept. 13, 1998

PUNT RETURNS

MOST PUNT RETURNS, CAREER

261	Emlen Tunnell (1948-58)
213	Phil McConkey (1984-88)
202	David Meggett (1989-94)

MOST PUNT RETURNS, SEASON

53	Phil McConkey (1985)
52	Leon Bright (1981)
47	Chad Morton (2005)
	Amani Toomer (1997)
46	David Meggett (1989)
	Phil McConkey (1984)

MOST PUNT RETURNS, GAME

9	Phil McConkey, vs. Philadelphia	Dec. 6, 1987
	Pete Shaw, at Philadelphia	Nov. 20, 1983
	Leon Bright, vs. Philadelphia	Dec. 11, 1982
8	on three occasions, most recently by Phil McConkey, at Dallas	Nov. 4, 1984
7	on six occasions, most recently by Sinorice Moss, vs. Oakland	Oct. 4, 2009

FAIR CATCHES

MOST FAIR CATCHES, SEASON

25	Phil McConkey (1988)
24	Rueben Randle (2013)
22	Amani Toomer (1998)
20	Tiki Barber (2000)
	David Meggett (1993)

MOST FAIR CATCHES, CAREER

84	Phil McConkey (1984-88)
80	David Meggett (1989-94)
61	Carl Lockhart (1965-75)

FEWEST FAIR CATCHES, SEASON

0	Leon Bright (17 returns, 1983)
	Leon Bright (37 returns, 1982)
	Leon Bright (52 returns, 1981)

MOST FAIR CATCHES, GAME

6	R.W. McQuarters, at Atlanta	Oct. 15, 2007
5	Rueben Randle, vs. Philadelphia	Dec. 28, 2014
	Will Blackmon, at Minnesota	Dec. 13, 2010
	Amani Toomer, at Dallas	Sept. 8, 1996
	Phil McConkey, vs. Philadelphia	Nov. 20, 1988

YARDS

MOST PUNT RETURN YARDS, CAREER

2,230	David Meggett (1989-94)
2,214	Emlen Tunnell (1948-58)
1,708	Phil McConkey (1984-88)
1,181	Tiki Barber (1997-01)
1,060	Amani Toomer (1996-01)

MOST PUNT RETURNS YARDS, SEASON

582	David Meggett (1989)
506	Tiki Barber (1999)
489	Emlen Tunnell (1951)
467	David Meggett (1990)
455	Amani Toomer (1997)
453	Chad Morton (2005)
442	Phil McConkey (1985)

MOST PUNT RETURN YARDS, GAME

147	Emlen Tunnell, vs. Chi. Cardinals	Oct. 14, 1951
143	Leon Bright, vs. Philadelphia	Dec. 11, 1982
123	Tiki Barber, vs. Dallas	Oct. 18, 1999
114	David Meggett, vs. Raiders	Dec. 24, 1989
113	Amani Toomer, vs. Buffalo	Sept. 1, 1996
112	Phil McConkey, vs. Philadelphia	Dec. 6, 1987
107	David Meggett, at New Orleans	Dec. 20, 1993
106	Emlen Tunnell, vs. Washington	Dec. 7, 1952
103	Phil McConkey, vs. Philadelphia	Sept. 8, 1985
	Rondy Colbert, vs. New Orleans	Dec. 14, 1975
101	Leon Bright, vs. Rams	Dec. 6, 1981

LONGEST PUNT RETURN

87+	Amani Toomer, vs. Buffalo	Sept. 1, 1996
85+	Tiki Barber, vs. Dallas	Oct. 18, 1999
83	Eddie Dove, at Philadelphia	Sept. 29, 1963
81	Bosh Pritchard, at Chi. Cardinals	Nov. 25, 1951

Emlen Tunnell, vs. Chi. Cardinals	Oct. 14, 1951
-----------------------------------	---------------

HIGHEST AVERAGE RETURN, CAREER (30 RETURNS)

12.1	Ward Cuff (37 returns, 1941-45)
11.0	David Meggett (202 returns, 1989-94)
10.7	Domenik Hixon (56 returns, 2007-12)
10.1	Amani Toomer (101 returns, 1996-01)

HIGHEST AVERAGE RETURN, SEASON (QUALIFIERS)

16.6	Amani Toomer (18 returns, 1996)
15.5	Merle Hapes (11 returns, 1942)
14.9	George Franck (13 returns, 1941)

HIGHEST AVERAGE RETURN, GAME (3 RETURNS)

36.8	Emlen Tunnell, vs. Chicago Cardinals (4 returns)	Oct. 14, 1951
35.3	Emlen Tunnell vs. Washington (3 returns)	Dec. 7, 1952
32.7	David Meggett vs. Seattle (3 returns)	Nov. 19, 1989
31.7	Domenik Hixon vs. Dallas (3 returns)	Dec. 6, 2009
31.0	Emlen Tunnell vs. Washington (3 returns)	Oct. 7, 1951

TOUCHDOWNS

MOST TOUCHDOWNS, CAREER

6	David Meggett (1989-94)
5	Emlen Tunnell (1948-58)
3	Amani Toomer (1996-01)

MOST TOUCHDOWNS, SEASON

3	Emlen Tunnell (1951)
2	Amani Toomer (1996)
	David Meggett (1994)

MOST TOUCHDOWNS, GAME

1	25 occasions, most recently by Dwayne Harris, vs. the Jets (80 yards)	Dec. 6, 2015
---	-----------------------------------------------------------------------	--------------

KICKOFF RETURNS

MOST SEASONS LEADING LEAGUE

1	David Meggett (NFC, 1990)
	Joe Scott (1948)
	Clarence Childs (1964)

MOST KICKOFF RETURNS, CAREER

146	David Meggett (1989-94)
126	Clarence Childs (1964-67)
84	David Patten (1997-99)
77	Ahmad Bradshaw (2007-08)
71	Willie Ponder (2003-05)
68	Domenik Hixon (2007-09)
67	Phil McConkey (1984-88)
	Ron Dixon (2000-03)
66	Rocky Thompson (1971-73)
65	David Wilson (2012-13)

MOST KICKOFF RETURNS, SEASON

57	David Wilson (2012)
	Domenik Hixon (2009)
55	Brian Mitchell (2003)
43	David Patten (1998)
41	Herschel Walker (1995)
38	Ahmad Bradshaw (2008)
	Ahmad Bradshaw (2007)
36	Willie Ponder (2004)
	Rocky Thompson (1971)
35	Willie Ponder (2005)
	Ronnie Blye (1968)
34	Ron Dixon (2001)
	Clarence Childs (1964, 1966)

MOST KICKOFF RETURNS, GAME

8	Domenik Hixon at Minnesota	Jan. 3, 2010
	Domenik Hixon vs. Philadelphia	Dec. 13, 2009
	Ahmad Bradshaw, vs. Minnesota	Nov. 25, 2007
	Willie Ponder, vs. Pittsburgh	Dec. 18, 2004
	Brian Mitchell, vs. Dallas	Sept. 15, 2003

YARDS

MOST KICKOFF RETURN YARDS, CAREER

3,163	Clarence Childs (1964-67)
2,989	David Meggett (1989-94)
1,872	Willie Ponder (2003-05)
1,788	Ahmad Bradshaw (2007-08)
1,768	Rocky Thompson (1971-73)
1,755	David Wilson (2012-13)
1,724	David Patten (1997-99)
1,692	Domenik Hixon (2007-09)
1,467	Joe Scott (1948-53)

MOST KICKOFF RETURN YARDS, SEASON

1,533	David Wilson (2012)
1,291	Domenik Hixon (2009)
1,117	Brian Mitchell (2003)
987	Clarence Childs (1964)
967	Willie Ponder (2004)
947	Rocky Thompson (1971)
928	David Patten (1998)
921	Ahmad Bradshaw (2007)
905	Willie Ponder (2005)
881	Herschel Walker (1995)
867	Ahmad Bradshaw (2008)

MOST KICKOFF RETURN YARDS, GAME

259	Willie Ponder, vs. Pittsburgh	Dec. 18, 2004
230	Domenik Hixon, at New Orleans	Oct. 18, 2009
227	David Wilson, vs. New Orleans	Dec. 9, 2012
217	David Wilson, at Philadelphia	Sept. 30, 2012
207	Joe Scott, vs. Rams	Nov. 14, 1948
198	Rocky Thompson, at Detroit	Sept. 17, 1972
194	Brian Mitchell, vs. Dallas	Sept. 15, 2003
193	Ahmad Bradshaw, at Dallas	Sept. 9, 2007
191	Willie Ponder, vs. Arizona	Sept. 11, 2005
183	Domenik Hixon, at Minnesota	Jan. 3, 2010

LONGEST KICKOFF RETURN

100	Dwayne Harris, vs. Dallas	Oct. 25, 2015
	Clarence Childs, vs. Minnesota	Dec. 6, 1964
	Emlen Tunnell, vs. N.Y. Yanks	Nov. 4, 1951
99	Joe Scott, vs. Rams	Nov. 14, 1948
98	Jimmy Patton vs. Washington	Oct. 30, 1955

HIGHEST AVERAGE RETURN, CAREER (40 RETURNS)

27.2	Rocky Thompson (65 returns, 1971-73)
	Joe Scott (54 returns, 1948-53)
26.6	David Wilson (66 returns, 2012-13)
26.5	Dwayne Harris (44 returns, 2015-16)
26.4	Willie Ponder (71 returns, 2003-05)

HIGHEST AVERAGE RETURN, SEASON (QUALIFIERS)

31.6	John Salscheider (15 returns, 1949)
30.2	John Counts (26 returns, 1962)
28.7	Dwayne Harris (22 returns, 2015-16)
29.0	Clarence Childs (34 returns, 1964)

HIGHEST AVERAGE RETURN, GAME (3 RETURNS)

56.8	David Wilson, vs. New Orleans (4 returns)	Dec. 9, 2012
51.8	Joe Scott, vs. Rams (4 returns)	Nov. 14, 1948
50.3	Ronnie Blye, at Pittsburgh (3 returns)	Sept. 15, 1968
49.7	Dwayne Harris, vs. Dallas (3 returns)	Oct. 25, 2015

TOUCHDOWNS**MOST TOUCHDOWNS, CAREER**

2	Willie Ponder (2003-05)
	Rocky Thompson (1971-73)
	Clarence Childs (1964-67)

MOST TOUCHDOWNS, SEASON

1	By many players, see next record
---	----------------------------------

MOST TOUCHDOWNS, GAME

1	21 occasions, most recently by Dwayne Harris, vs. Dallas (100)	Oct. 25, 2015
---	----------------------------------------------------------------	---------------

FUMBLES**MOST FUMBLES, CAREER**

125	Eli Manning (2004-19)
93	Phil Simms (1979-93)
61	Kerry Collins (1999-03)
54	Charlie Conerly (1948-61)
53	Tiki Barber (1997-2006)

MOST FUMBLES, SEASON

23	Kerry Collins (2001)
18	Daniel Jones (2019)
16	Phil Simms (1985)
13	Eli Manning (2009)
	Eli Manning (2007)
12	Kurt Warner (2004)
	Kerry Collins (2003)
11	Daniel Jones (2020)
	Eli Manning (2017)
	Eli Manning (2015)
	Kerry Collins (1999)
	Dave Brown (1994)

Y.A. Tittle (1964)

Bobby Gaiters (1961)

Charlie Conerly (1957)

MOST FUMBLES, GAME

5	Eli Manning at Buffalo	Dec. 23, 2007
	Charlie Conerly, vs. San Francisco	Dec. 1, 1957
4	Y.A. Tittle, at Philadelphia	Sept. 13, 1964
3	by many players	

RECOVERIES**MOST OWN FUMBLES RECOVERED, CAREER**

28	Phil Simms (1979-93)
26	Charlie Conerly (1948-61)
25	Tiki Barber (1997-2006)
	Eli Manning (2004-19)
17	Kerry Collins (1999-2003)
16	David Meggett (1989-94)
	Frank Gifford (1952-60, 62-64)
15	Joe Morrison (1959-72)
13	Jeff Hostetler (1984-92)

MOST OWN FUMBLES RECOVERED, SEASON

7	Kerry Collins (2001)
6	Tiki Barber (2001)
	Jeff Hostetler (1991)
5	by 10 players, most recently Eli Manning (2010)

MOST OWN FUMBLES RECOVERED, GAME

3	Eli Manning, at Buffalo	Dec. 23, 2007
	Tiki Barber, vs. Philadelphia	Oct. 29, 2000
	Jeff Hostetler, vs. Phoenix	Oct. 21, 1990
2	by many players, Last: Curtis Painter, vs. Washington	Dec. 29, 2013

MOST FUMBLES RECOVERED, CAREER

19	Jim Katcavage (1956-68)
15	Michael Strahan (1993-2007)
	George Martin (1975-88)
14	Harry Carson (1976-88)
13	Osi Umenyiora (2003-10)
	Keith Hamilton (1992-2002)
	Cliff Livingston (1954-61)

MOST FUMBLES RECOVERED, SEASON

5	Justin Tuck (2010)
	Ernie Jones (1978)
	Ray Poole (1950)
4	by nine players, most recently by Osi Umenyiora (2009)
3	by many players, most recently by Michael Boley and Jacquian Williams(2011)

MOST FUMBLES RECOVERED, GAME

1	by many players, Last: Trevin Wade, at Washington	Jan. 1, 2017
---	---------------------------------------------------	--------------

FUMBLE RETURNS**LONGEST FUMBLE RETURN**

87	Keith Hamilton, at Kansas City	Sept. 10, 1995
81	Andy Headen, vs. Dallas (TD)	Sept. 9, 1984
76	John Karcis, vs. Philadelphia (TD)	Oct. 16, 1938
75	Osi Umenyiora, vs. San Francisco (TD)	Oct. 21, 2007
72	Wendell Harris, at Pittsburgh (TD)	Sept. 11, 1966
71	Roy Hilton, vs. Dallas (TD)	Oct. 27, 1974
70	Michael Boley, vs. Pittsburgh (TD)	Nov. 4, 2012
67	Fred Robbins vs. Washington	Dec. 30, 2006
	Horace Sherrod, vs. Washington	Dec. 7, 1952
65	Michael Boley, vs. St. Louis (TD)	Sept. 19, 2011
	Lindon Crow, vs. St. Louis (TD)	Oct. 30, 1960

MOST TOUCHDOWNS, CAREER

3	Osi Umenyiora (2003-09)
2	Michael Boley (2009-12)
	Tito Wooten (1994-98)
	Kenny Holmes (2001-03)
	George Martin (1981)
	Sam Huff (1959, 63)
	Tom Landry (1950, 51)
	Al De Rogatis (1949, 50)
	Doc Alexander (1926, 27)

MOST TOUCHDOWNS, SEASON

2	George Martin, at Wash. Sept. 13, 1981 (8 yards) and at St. Louis, Dec. 13, 1981 (20 yards)
---	---------------------------------------------------------------------------------------------

MOST TOUCHDOWNS, GAME

1	by many players, Last: Kayvon Thibodeaux, Tae Crowder, at Washington, Dec. 18, 2022
---	-------------------------------------------------------------------------------------

SACKS

(ONLY SINCE 1982)

MOST SACKS, CAREER

141.5	Michael Strahan (1993-07)
132.5	Lawrence Taylor (1982-93)
79.5	Leonard Marshall (1983-92)
75.0	Osi Umenyiora (2003-12)
63.0	Keith Hamilton (1992-03)
60.5	Justin Tuck (2005-13)

MOST SACKS, SEASON

*22.5	Michael Strahan (2001)
20.5	Lawrence Taylor (1986)
18.5	Michael Strahan (2003)
16.5	Jason Pierre-Paul (2011)
15.5	Lawrence Taylor (1988)
	Leonard Marshall (1985)
15.0	Michael Strahan (1998)
	Lawrence Taylor (1989)
14.5	Osi Umenyiora (2005)
14.0	Michael Strahan (1997)
13.0	Osi Umenyiora (2007)
	Lawrence Taylor (1985)

* Tied for NFL Record

MOST SACKS, GAME

6.0	Osi Umenyiora, vs. Philadelphia	Sept. 30, 2007
4.5	Pepper Johnson, at Tampa Bay	Nov. 24, 1991
4.0	Justin Tuck, at Washington	Dec. 1, 2013
	Michael Strahan, at St. Louis	Oct. 14, 2001
	Lawrence Taylor, vs. Philadelphia	Oct. 12, 1986
	Lawrence Taylor, vs. Tampa Bay	Sept. 23, 1984
3.5	Michael Strahan, at Philadelphia	Dec. 30, 2001
	Leonard Marshall, vs. Philadelphia	Sept. 8, 1985
3.0	Leonard Williams, vs. Dallas	Jan. 3, 2021
	B.J. Hill, vs. Chicago	Dec. 2, 2018
	Jason Pierre-Paul, at Denver	Oct. 15, 2017
	Jason Pierre-Paul, vs. Cleveland	Nov. 27, 2016
	Justin Tuck, at Philadelphia	Dec. 19, 2010
	Justin Tuck, vs. Chicago	Oct. 3, 2010
	Osi Umenyiora, vs. Chicago	Oct. 3, 2010
	Michael Strahan, at Detroit	Nov. 18, 2007
	Mathias Kiwanuka, vs. Philadelphia	Sept. 30, 2007
	Michael Strahan, at Dallas	Dec. 21, 2003
	Kenny Holmes, at Houston	Nov. 24, 2002
	Michael Strahan, vs. New Orleans	Sept. 30, 2001
	Keith Hamilton, at Arizona	Nov. 26, 2000
	Michael Strahan, vs. Arizona	Nov. 16, 1997
	Michael Strahan, at Green Bay	Sept. 17, 1995
	Keith Hamilton, vs. Tampa Bay	Sept. 12, 1993
	Leonard Marshall, at Phoenix	Nov. 10, 1991
	Lawrence Taylor, vs. Philadelphia	Sept. 9, 1990
	Lawrence Taylor, at Phoenix	Nov. 5, 1989
	George Martin, vs. Phoenix	Dec. 4, 1988
	Lawrence Taylor, at New Orleans	Nov. 27, 1988
	Lawrence Taylor, vs. Detroit	Oct. 16, 1988
	Lawrence Taylor, at Washington	Dec. 7, 1986
	Lawrence Taylor, at Philadelphia	Nov. 9, 1986
	Lawrence Taylor, vs. Washington	Oct. 27, 1986
	Leonard Marshall, at St. Louis	Nov. 24, 1985
	George Martin, at St. Louis	Nov. 24, 1985
	Leonard Marshall, at Philadelphia	Sept. 29, 1985
	Leonard Marshall, vs. Philadelphia	Sept. 8, 1985
	Lawrence Taylor, vs. Dallas	Sept. 9, 1984
	Lawrence Taylor, at Washington	Dec. 17, 1983
	Lawrence Taylor, vs. Philadelphia	Dec. 11, 1982
	George Martin, vs. Houston	Dec. 5, 1982

SCORING

OFFENSE

MOST POINTS

62	vs. Philadelphia	Nov. 26, 1972
56	vs. Philadelphia	Oct. 15, 1933
55	vs. Green Bay at Baltimore	Dec. 20, 1986 Nov. 19, 1950

MOST TOUCHDOWNS

8	vs. Philadelphia at Baltimore	Nov. 26, 1972 Nov. 19, 1950
7	vs. Philadelphia at New Orleans	Oct. 15, 1933 Nov. 1, 2015
	vs. New Orleans	Dec. 9, 2012
	vs. Green Bay	Dec. 20, 1986
	vs. St. Louis	Dec. 7, 1969
	vs. Washington	Oct. 28, 1962
	vs. Washington	Nov. 5, 1961
	vs. N.Y. Yanks	Dec. 3, 1951
	vs. Chi. Cardinals at Green Bay	Nov. 12, 1950 Nov. 21, 1948
	vs. Cleveland	Nov. 16, 1941

MOST POINT AFTER TOUCHDOWN

8	vs. Philadelphia	Nov. 26, 1972
	vs. Philadelphia at New Orleans	Oct. 15, 1933 Nov. 2, 2015
7	vs. New Orleans	Dec. 9, 2012
	vs. Green Bay	Dec. 20, 1986
	vs. St. Louis	Dec. 7, 1969
	vs. Washington	Oct. 28, 1962
	vs. Washington	Nov. 5, 1961
	at Baltimore	Nov. 19, 1950
	at Green Bay	Nov. 21, 1948
	vs. Cleveland Rams	Nov. 16, 1941

MOST FIELD GOALS ATTEMPTED

6	vs. Washington	Oct. 30, 2005
	at Minnesota	Nov. 16, 1986
	at Washington	Dec. 17, 1983
	at Seattle	Oct. 18, 1981
	at Philadelphia	Nov. 25, 1973
	vs. Philadelphia	Nov. 14, 1954

MOST FIELD GOALS

6	at Seattle	Oct. 18, 1981
5	at Washington	Sept. 16, 2021
	at Tennessee	Dec. 7, 2014
	at Philadelphia	Oct. 27, 2013
	at Dallas	Oct. 28, 2012
	at Carolina	Sept. 20, 2012
	vs. Washington	Oct. 30, 2005
	at Cincinnati	Dec. 26, 2004
	at Minnesota	Nov. 16, 1986
	vs. Tampa Bay	Nov. 3, 1985
	at Washington	Dec. 17, 1983
4	36 times; last time: vs. Carolina	Sept. 18, 2022

MOST SAFETIES

2	vs. Washington	Nov. 5, 1961
	at Pittsburgh	Sept. 17, 1950

DEFENSE

FEWEST POINTS ALLOWED

0	many times; Last: vs. Tampa Bay (24-0)	Sept. 27, 2009
---	-------------------------------------------	----------------

MOST POINTS ALLOWED

72	at Washington	Nov. 27, 1966
63	at Pittsburgh	Nov. 30, 1952
	vs. Chi. Cardinals	Oct. 17, 1948

MOST TOUCHDOWNS, ALLOWED

10	at Washington	Nov. 27, 1966
9	at Pittsburgh	Nov. 30, 1952
	vs. Chi. Cardinals	Oct. 17, 1948

MOST POINTS AFTER TOUCHDOWN, OPPONENT

9	vs. Washington	Nov. 27, 1966
	vs. Pittsburgh	Nov. 30, 1952
	vs. Chi. Cardinals	Oct. 17, 1948

MOST FIELD GOALS, OPPONENT

7	vs. Dallas	Sept. 15, 2003
5	at Philadelphia	Jan. 8, 2023
	vs. Washington	Sept. 25, 2016
	at Minnesota	Dec. 27, 2015
	vs. Philadelphia	Oct. 6, 2013

4	at Dallas	Dec. 17, 1995
	40 times; Last: vs. Chicago	Oct. 2, 2022

FIRST DOWNS

OFFENSE

MOST FIRST DOWNS

34	at Cincinnati	Oct. 13, 1985
33	vs. St. Louis	Dec. 7, 1969
32	vs. Philadelphia	Dec. 30, 2012
31	at Washington	Sept. 25, 2014
	vs. Tampa Bay	Sept. 16, 2012
	vs. New Orleans	Sept. 24, 1995
	at Pittsburgh	Dec. 5, 1948

FEWEST FIRST DOWNS

0	at Washington	Sept. 27, 1942
	at Green Bay	Oct. 1, 1933

MOST FIRST DOWNS RUSHING

19	at Baltimore	Nov. 19, 1950
18	at New Orleans	Oct. 27, 1985
	at Philadelphia	Dec. 15, 1956

MOST FIRST DOWNS PASSING

29	at Cincinnati	Oct. 13, 1985
23	vs. San Francisco	Oct. 11, 2015
22	vs. St. Louis	Dec. 7, 1969
	at Washington	Oct. 1, 1961
	at Pittsburgh	Dec. 5, 1948

MOST FIRST DOWNS BY PENALTY

10	vs. Denver	Sept. 15, 2013
6	vs. Seattle	Oct. 22, 2017
	vs. Cincinnati	Oct. 26, 1997
	vs. Baltimore	Sept. 14, 1997
	vs. Atlanta	Nov. 11, 1979
	at Washington	Nov. 27, 1966
	at Philadelphia	Oct. 5, 1957
5	16 occasions, most recently vs. Minnesota	Oct. 6, 2019

DEFENSE

FEWEST FIRST DOWNS ALLOWED

1	at Pittsburgh	Sept. 20, 1933
2	at Philadelphia	Oct. 3, 1937
	vs. Bklyn. Dodgers	Oct. 14, 1934

MOST FIRST DOWNS ALLOWED

38	at Rams	Nov. 13, 1966
35	at New Orleans	Nov. 1, 2015
32	vs. Dallas	Sept. 10, 1978
31	vs. Tampa Bay	Nov. 18, 2018
	at New Orleans	Nov. 28, 2011
	vs. Tennessee	Dec. 1, 2002
	at San Diego	Oct. 19, 1980
29	at Kansas City	Nov. 1, 2021
	vs. Arizona	Oct. 8, 1995
	vs. Washington	Nov. 15, 1981
	at Kansas City	Nov. 3, 1974
	vs. St. Louis	Nov. 4, 1962

MOST FIRST DOWNS ALLOWED, RUSHING

19	at Seattle	Nov. 9, 2014
	at Buffalo	Nov. 26, 1978
	vs. Green Bay	Oct. 22, 1967
17	vs. St. Louis	Dec. 12, 1976

MOST FIRST DOWNS ALLOWED, PASSING

24	at New Orleans	Nov. 1, 2015
23	vs. Dallas	Dec. 6, 2009
	at San Diego	Oct. 19, 1980
22	vs. St. Louis	Oct. 2, 2005
21	vs. Jets	Dec. 6, 2015
	at Dallas	Sept. 13, 2015
	at Dallas	Oct. 28, 2012
	vs. Green Bay	Dec. 4, 2011
	at Arizona	Nov. 23, 2008
	vs. Tennessee	Dec. 1, 2002
20	vs. Carolina	Dec. 20, 2015
	vs. Dallas	Oct. 6, 1985
	at L.A. Rams	Nov. 13, 1966
	at San Francisco	Sept. 30, 1956
	vs. Chicago Bears	Oct. 23, 1949
19	vs. San Francisco	Sept. 27, 2020
	at Indianapolis	Dec. 23, 2018
	vs. Seattle	Oct. 22, 2017
	at Green Bay	Dec. 26, 2010

vs. Green Bay
at Oakland
at New Orleans
vs. San Diego

Sept. 16, 2007
Dec. 31, 2005
Sept. 19, 2005
Oct. 2, 1983

NET YARDS

OFFENSE

MOST YARDS GAINED

609 vs. N.Y. Yanks Dec. 3, 1950
604 vs. Tampa Bay Sept. 16, 2012
602 vs. Washington Oct. 28, 1962
568 vs. San Francisco Nov. 17, 1963
552 at Washington Dec. 22, 2019
549 vs. Chi. Cardinals Nov. 12, 1950
535 vs. New Orleans Oct. 8, 1967
526 vs. Cleveland Dec. 6, 1959
525 vs. San Francisco Oct. 11, 2015
524 vs. Green Bay Jan. 6, 2002
523 vs. Seattle Oct. 5, 2008

DEFENSE

FEWEST YARDS ALLOWED

48 at Bklyn. Dodgers Oct. 17, 1943
62 at Pittsburgh Sept. 20, 1933
66 vs. Pittsburgh Dec. 8, 1935

MOST YARDS ALLOWED

682 vs. Chi. Bears Nov. 14, 1943
608 at New Orleans Nov. 2, 2015
577 at New Orleans Nov. 28, 2011
572 at L.A. Rams Nov. 13, 1966
567 at San Diego Oct. 19, 1980

RUSHING

OFFENSE

MOST RUSHING ATTEMPTS

61 at Philadelphia Oct. 3, 1937
60 at Philadelphia Nov. 20, 1983
vs. St. Louis Dec. 4, 1977
59 vs. Philadelphia Nov. 10, 1946
vs. Green Bay Nov. 11, 1934

MOST YARDS RUSHING

423 at Baltimore Nov. 19, 1950
377 vs. N.Y. Yanks Dec. 3, 1950
351 vs. Washington Nov. 29, 1959
309 vs. Chi. Cardinals Nov. 12, 1950
301 vs. Carolina Dec. 21, 2008

MOST TOUCHDOWNS RUSHING

6 at Baltimore Nov. 19, 1950
5 vs. New Orleans Sept. 24, 1995
at Chi. Cardinals Sept. 28, 1958
vs. Philadelphia Oct. 15, 1933

DEFENSE

FEWEST ATTEMPTS, OPPONENT

7 at Houston Dec. 8, 1985
9 at Washington Nov. 8, 2020
at Philadelphia Nov. 20, 1983
at Philadelphia Oct. 3, 1937
10 at Tampa Bay Sept. 27, 2009
11 at Detroit Nov. 18, 2007
vs. Philadelphia Oct. 29, 2000
vs. Miami Sept. 23, 1990
at Dallas Sept. 16, 1990
12 at Philadelphia Sept. 10, 2000
vs. New York Jets Dec. 15, 1999
at New Orleans Dec. 20, 1993
at Washington Oct. 10, 1993
vs. L.A. Rams Sept. 19, 1993
at St. Louis Nov. 24, 1985
vs. New Orleans Oct. 8, 1972

MOST ATTEMPTS, OPPONENT

60 at Washington Dec. 9, 1945
58 at Washington Nov. 18, 1956
at Philadelphia Oct. 5, 1947

FEWEST YARDS ALLOWED

-24 at Bklyn. Dodgers Oct. 17, 1943
-1 vs. Chi. Cardinals Oct. 18, 1953

6 at Cleveland Nov. 6, 1960

MOST YARDS ALLOWED

420 at Boston (Redskins) Oct. 8, 1933
366 at Buffalo Nov. 26, 1978
350 at Seattle Nov. 9, 2014
341 at Detroit Nov. 15, 1936

MOST RUSHING TOUCHDOWNS ALLOWED

5 at Seattle Nov. 9, 2014
at Buffalo Nov. 26, 1978
vs. Green Bay Oct. 22, 1967

PASSING

OFFENSE

MOST PASSES ATTEMPTED

63 at Philadelphia Dec. 22, 2016
62 at Cincinnati Oct. 13, 1985
59 at New England Oct. 12, 2003
vs. Green Bay Jan. 6, 2002
57 vs. Philadelphia Dec. 17, 2017
54 vs. San Francisco Oct. 11, 2015
vs. Philadelphia Nov. 22, 1992
53 vs. Philadelphia Dec. 28, 2014
vs. Washington Dec. 16, 2007
at Seattle Nov. 27, 2005
vs. Dallas Sept. 21, 1998
at Pittsburgh Dec. 5, 1948
52 vs. Indianapolis Nov. 3, 2014
vs. Philadelphia Oct. 6, 2013
at Washington Oct. 28, 2001
vs. Seattle Dec. 11, 1983
51 vs. L.A. Rams Oct. 17, 2021
at Washington Nov. 29, 2015
vs. Tampa Bay Sept. 16, 2012
vs. Dallas Sept. 15, 2003
vs. Detroit Nov. 19, 2000
vs. Minnesota Dec. 26, 1999
at Dallas Dec. 15, 1985
vs. San Diego Oct. 2, 1983
at St. Louis Dec. 26, 1982

MOST PASSES COMPLETED

41 vs. San Francisco Oct. 11, 2015
40 at Cincinnati Oct. 13, 1985
38 at Philadelphia Dec. 22, 2016
37 vs. Philadelphia Dec. 17, 2017
36 vs. Green Bay Jan. 6, 2002
at Pittsburgh Dec. 5, 1948
35 at Philadelphia Sept. 24, 2017
at New England Oct. 12, 2003
34 vs. Tennessee Sept. 26, 2010
33 at Dallas Sept. 8, 2019
at Dallas Sept. 16, 2018
at New Orleans Nov. 28, 2011
vs. Dallas Nov. 14, 2010
32 vs. Baltimore Oct. 16, 2016
vs. New Orleans Sept. 18, 2016
at Washington Oct. 28, 2001
31 vs. New Orleans Sept. 20, 2018
vs. Dallas Dec. 10, 2017
vs. Tampa Bay Sept. 16, 2012
vs. Miami Oct. 30, 2011
at Philadelphia Sept. 17, 2006
vs. Miami Oct. 5, 2003
vs. Minnesota Dec. 26, 1999
vs. San Diego Oct. 2, 1983
30 at Minnesota Dec. 24, 2022
vs. Washington Oct. 30, 2018
at Tampa Bay Oct. 1, 2017
at New Orleans Nov. 1, 2015
at Dallas Jan. 2, 2000
at St. Louis Dec. 13, 1987
vs. Philadelphia Dec. 19, 1971
29 vs. L.A. Rams Oct. 17, 2021
vs. Carolina Dec. 20, 2015
vs. Dallas Nov. 23, 2014
at Seattle Nov. 9, 2014
at Cincinnati Nov. 11, 2012
vs. Carolina Dec. 27, 2009
at Dallas Sept. 9, 2017
at Seattle Nov. 17, 2005

vs. Detroit	Nov. 19, 2000
vs. Rams	Sept. 25, 1988
vs. Seattle	Dec. 11, 1983
at St. Louis	Dec. 26, 1982

MOST YARDS GAINED PASSING (NET)

510	vs. Tampa Bay	Sept. 16, 2012
505	vs. Washington	Oct. 28, 1962
443	at Cincinnati	Oct. 13, 1985
441	vs. San Francisco	Oct. 11, 2015
429	vs. Philadelphia	Dec. 17, 2017
	vs. Philadelphia	Dec. 28, 2014
428	at Dallas	Sept. 8, 2013
403	vs. Dallas	Oct. 6, 1985
402	at New Orleans	Oct. 3, 2021
401	vs. Cleveland	Dec. 6, 1959
400	at Dallas	Dec. 11, 2011
397	vs. Baltimore	Oct. 16, 2016
395	vs. Seattle	Oct. 9, 2011

MOST TOUCHDOWNS PASSING

7	vs. Washington	Oct. 28, 1962
6	at New Orleans	Nov. 1, 2015
	vs. Dallas	Dec. 16, 1962

MOST PASSES HAD INTERCEPTED

7	at Pittsburgh	Nov. 30, 1952
5	on many occasions, most recently vs. Seattle	Dec. 15, 2013

DEFENSE

FEWEST ATTEMPTS, OPPONENT

3	at Detroit	Sept. 23, 1934
4	vs. Bklyn. Dodgers	Dec. 7, 1941

MOST ATTEMPTS, OPPONENT

62	at Dallas	Oct. 28, 2012
	vs. St. Louis	Oct. 2, 2005
61	at Carolina	Dec. 10, 2006
60	at Washington	Nov. 23, 1997
59	vs. Chi. Bears	Oct. 23, 1949
57	at Philadelphia	Sept. 23, 1962

FEWEST COMPLETIONS ALLOWED

0	at Washington	Dec. 11, 1960
1	many games; Last: vs. Brooklyn	Dec. 6, 1942

MOST COMPLETIONS ALLOWED

41	vs. Dallas	Dec. 6, 2009
40	at New Orleans	Nov. 1, 2015
	vs. St. Louis	Oct. 2, 2005
36	vs. Jets	Dec. 6, 2015
	at Dallas	Sept. 13, 2015
	at Dallas	Sept. 8, 2013
	at Dallas	Oct. 28, 2012
35	vs. St. Louis	Sept. 7, 2003
34	at Minnesota	Dec. 24, 2022
	at Washington	Sept. 16, 2021
	vs. Carolina	Dec. 10, 2006
	vs. Dallas	Oct. 5, 1997
	vs. Chicago	Oct. 23, 1949
33	at Philadelphia	Dec. 9, 2019
	at Philadelphia	Sept. 23, 1962
32	at Tampa Bay	Nov. 22, 2021
	at Los Angeles	Oct. 23, 2016
	vs. New England	Dec. 29, 2007
	vs. Arizona	Sept. 11, 2005
	vs. Washington	Sept. 18, 1994
	at San Francisco	Dec. 1, 1986

FEWEST YARDS ALLOWED (NET)

13	at Philadelphia	Dec. 11, 1977
16	at Washington	Dec. 11, 1960
0	at Chi. Cardinals	Nov. 22, 1959

MOST YARDS ALLOWED, NET

505	at New Orleans	Nov. 1, 2015
488	vs. Chi. Bears	Nov. 14, 1943
460	at Philadelphia	Nov. 8, 1953
456	at San Diego	Oct. 19, 1980

MOST TOUCHDOWNS ALLOWED

7	at New Orleans	Nov. 1, 2015
	vs. Chi. Bears	Nov. 14, 1943
6	vs. Cleveland	Dec. 12, 1964

INTERCEPTIONS

MOST INTERCEPTIONS BY GIANTS

8	at N.Y. Yanks	Dec. 16, 1951
	at Green Bay	Nov. 21, 1948
7	vs. Washington	Dec. 8, 1963

MOST YARDS, RETURNS

144	at Philadelphia	Sept. 13, 1941
138	at Dallas	Oct. 15, 1961
137	at Washington	Oct. 29, 1995

MOST RETURNS FOR TOUCHDOWNS

2	at Buffalo	Dec. 23, 2007
	at Detroit	Oct. 27, 1996
	vs. Washington	Dec. 8, 1963
	vs. Washington	Dec. 4, 1938

PUNTS

MOST PUNTS

15	at Chicago Bears	Nov. 17, 1935
14	at Detroit	Nov. 7, 1943
	at Brooklyn	Nov. 26, 1936
13	at Washington	Nov. 23, 1997
	vs. Philadelphia	Nov. 24, 1935
	at Detroit	Sept. 23, 1934

MOST YARDS PUNTING

607	at Detroit	Sept. 23, 1934
602	at Brooklyn	Nov. 26, 1936
597	at Chicago Bears	Nov. 17, 1935
583	at Detroit	Nov. 7, 1943
537	at Washington	Nov. 23, 1997

PUNT RETURNS

MOST PUNT RETURNS

9	at Philadelphia	Dec. 6, 1987
	at Philadelphia	Nov. 20, 1983
	vs. Philadelphia	Dec. 11, 1982
	at Philadelphia	Dec. 12, 1954
	vs. N.Y. Yanks	Dec. 3, 1950
8	at Washington	Jan. 1, 2017
	vs. L.A. Rams	Oct. 23, 2016
	at Dallas	Nov. 4, 1984
	at Washington	Sept. 13, 1981
	at St. Louis	Dec. 15, 1974
	vs. Green Bay	Nov. 1, 1959

MOST FAIR CATCHES

7	vs. Philadelphia	Dec. 28, 2014
6	at Atlanta	Oct. 15, 2007
	vs. Minnesota	Oct. 31, 1971
5	at Minnesota	Dec. 13, 2010
	at Dallas	Sept. 8, 1996
	vs. Philadelphia	Nov. 20, 1988

MOST YARDS GAINED

149	vs. Chi. Cardinals	Oct. 14, 1951
143	vs. Philadelphia	Dec. 11, 1982
123	vs. Dallas	Oct. 18, 1999
114	vs. Raiders	Dec. 24, 1989

KICKOFF RETURNS

MOST KICKOFF RETURNS

12	at Washington	Nov. 27, 1966
10	vs. Chi. Cardinals	Oct. 17, 1948
9	at Minnesota	Jan. 3, 2010
	at Dallas	Sept. 18, 1966
	at Pittsburgh	Nov. 30, 1952
8	at Minnesota	Dec. 27, 2015
	at Green Bay	Dec. 26, 2010
	vs. Philadelphia	Dec. 13, 2009
	at Philadelphia	Nov. 1, 2009
	vs. N.E.	Dec. 29, 2007
	vs. Pittsburgh	Dec. 18, 2004

MOST YARDS GAINED

287	vs. New Orleans	Dec. 9, 2012
274	at Washington	Nov. 27, 1966
263	vs. Rams	Nov. 14, 1948
259	vs. Pittsburgh	Dec. 18, 2004
236	at Cleveland	Dec. 4, 1966

FUMBLES

MOST FUMBLES

9	at Buffalo	Oct. 20, 1975
8	vs. San Francisco	Dec. 1, 1957
7	vs. Philadelphia	Dec. 28, 2002
	vs. Philadelphia	Oct. 18, 1964
	vs. Washington	Nov. 5, 1950

MOST OWN FUMBLES RECOVERED

6	at Buffalo	Oct. 20, 1975
5	vs. Dallas	Oct. 27, 1974
	vs. Philadelphia	Oct. 18, 1964
	vs. Washington	Nov. 5, 1950
	at Philadelphia	Nov. 3, 1946
	vs. Pittsburgh	Oct. 21, 1945

MOST OPPONENTS' FUMBLES RECOVERED

6	at Pittsburgh	Sept. 17, 1950
5	at Dallas	Oct. 11, 1971
4	many times, most recently vs. Washington	Dec. 5, 2010

PENALTIES

MOST PENALTIES

17	at Washington	Oct. 9, 1949
	vs. Boston Yankees	Nov. 28, 1948
16	at Seattle	Nov. 27, 2005
15	at Washington	Sept. 21, 2003
	at Minnesota	Nov. 19, 2001
	at Oakland	Sept. 13, 1998
	at Buffalo	Oct. 18, 1987
14	vs. Chicago	Nov. 7, 2004
	vs. Detroit	Oct. 30, 1994
13	seven occasions, most recently at Minnesota	Jan. 3, 2010

MOST YARDS PENALIZED

177	at Washington	Oct. 9, 1949
175	vs. Boston	Oct. 19, 1947
150	at Minnesota	Nov. 19, 2001
	at Detroit	Nov. 2, 1947
149	at St. Louis	Dec. 21, 2014
145	at Buffalo	Oct. 18, 1987

SCORING

OFFENSE

MOST POINTS

448 1963
429 2012
427 2008
422 2005
420 2015
402 2009
399 1985
398 1962

FEWEST POINTS

79 1928
93 1932
115 1936

MOST TOUCHDOWNS

57 1963
49 1962, 1967
48 1985, 2010
47 2011, 2012, 2015
46 1961, 2009
45 2005, 2008

FEWEST TOUCHDOWNS

12 1928
14 1932
15 1937
16 1925, 1936, 1940

MOST TOUCHDOWNS RUSHING

27 1930
24 1985
21 1950
20 1992

FEWEST TOUCHDOWNS RUSHING

3 1932
4 1936, 1937, 1987, 1996

MOST TOUCHDOWNS PASSING

39 1963
36 2015
35 1962
33 1967

FEWEST TOUCHDOWNS PASSING

0 1928
4 1926
5 1934

MOST TOUCHDOWNS ON RETURNS

10 1951
6 1944, 1947, 1948, 1949, 1961, 1963, 1996, 2007, 2015

MOST POINTS AFTER TOUCHDOWN

52 1963
47 1962
46 1961, 2012
45 1967, 1985, 2009

FEWEST POINTS AFTER TOUCHDOWN

4 1928
7 1932
8 1925

MOST FIELD GOAL ATTEMPTS

42 2005, 1983
41 1970
39 2012
38 2008
1989
1981

MOST FIELD GOALS

35 2008, 2005, 1983
33 2012
32 2018
30 2020
2015
29 1989, 2021
27 2009
26 1986, 1993, 2002
25 1970, 1999
24 1981, 1988, 1991, 1996, 2014
23 2001, 2006, 2007, 2013

FEWEST FIELD GOALS

0 1932
1 1926, 1928, 1930, 1931, 1936, 1948

HIGHEST FIELD GOAL PERCENTAGE

97.0 2018
96.9 2020
95.5 2016
93.8 2015
92.3 2014
92.1 2008
88.9 1996
88.7 2013
87.9 2021
85.2 2006, 2007
84.6 2012

MOST SAFETIES

3 2008, 1927
2 1944, 1950, 1953, 1961, 1989, 1994, 1996, 2011

DEFENSE

FEWEST POINTS ALLOWED

20 1927
51 1926
67 1925
75 1944

MOST POINTS ALLOWED

501 1966
451 2019
442 2015
427 2009
425 1980
416 2021
412 2018
400 2011, 2014

FEWEST TOUCHDOWNS ALLOWED

3 1927
7 1926
8 1925

MOST TOUCHDOWNS ALLOWED

66 1966
55 1980
54 1948, 2009, 2019

MOST POINTS AFTER TOUCHDOWN ALLOWED

63 1966
52 1948
51 1980
34 2016, 2021
31 2015, 2018
29 1991, 1994, 2013, 2014
28 1995, 2003, 2017
26 2012
25 1988, 2011, 2019
24 1999
23 1987, 1998, 2001, 2010

MOST SAFETIES BY OPPONENT

3 1984
2 1965, 2010

FIRST DOWNS

OFFENSE

MOST FIRST DOWNS

356 1985
338 2008
336 2014
331 2010, 2011, 2015
327 2012
324 1986
323 2002, 2009
321 2007
317 1988
312 2005
310 1984, 2000
308 1999
304 2006
300 1993, 2003

MOST FIRST DOWNS RUSHING

138 1985
130 2008
127 1986, 1993
125 1978

124 1956

MOST FIRST DOWNS PASSING

218 2014
 216 2011
 208 2015, 2018
 198 1984
 197 1999
 195 2000, 2002
 194 2009
 192 1985, 2010
 190 2016

MOST FIRST DOWNS BY PENALTY

46 2015
 38 2021
 37 2012
 36 1997
 35 2007, 2014, 2019
 34 2005
 33 2004
 32 2008, 1992
 31 2011

DEFENSE

FEWEST FIRST DOWNS ALLOWED

104 1938
 106 1937
 116 1941

MOST FIRST DOWNS ALLOWED

367 2015
 365 2021
 346 2018
 343 2019
 338 2011
 336 1980
 335 1995
 327 2013

FEWEST FIRST DOWNS RUSHING ALLOWED

55 1982
 58 1938
 59 1937

MOST FIRST DOWNS RUSHING ALLOWED

156 1980
 155 1978
 137 1975

FEWEST FIRST DOWNS PASSING ALLOWED

41 1937
 43 1938
 47 1941

MOST FIRST DOWNS PASSING ALLOWED

236 2015
 216 2021
 211 2019
 210 2011
 205 2018
 198 2013
 196 2012
 195 1997
 191 2016

NET YARDS

OFFENSE

MOST YARDS GAINED

6,161 2011
 6,085 2010
 5,956 2015
 5,884 1985
 5,875 2014
 5,856 2009
 5,787 2005
 5,697 2018
 5,695 2008
 5,687 2012
 5,416 2019
 5,378 1986

DEFENSE

FEWEST YARDS ALLOWED

2,029 1938
 2,054 1935
 2,169 1937
 2,219 1940

MOST YARDS ALLOWED

6,725 2015
 6,134 2012
 6,037 2019
 6,032 2021
 6,022 2011
 6,012 2014
 5,971 2017
 5,942 2018
 5,752 1980
 5,479 2006
 5,435 2016

RUSHING

OFFENSE

MOST RUSHING ATTEMPTS

581 1985
 580 1978
 567 1934

FEWEST RUSHING ATTEMPTS

244 1982
 316 1945
 362 1948
 366 1947

MOST YARDS RUSHING

2,518 2008
 2,451 1985
 2,336 1950
 2,304 1978

FEWEST YARDS RUSHING

769 1945
 842 1982
 1,049 1953

MOST TOUCHDOWNS RUSHING

27 1930
 24 1985
 21 1950
 20 1992
 19 2008
 18 1956, 1986, 2004, 2012

DEFENSE

FEWEST ATTEMPTS, OPPONENT

301 1982
 350 1986
 359 2000
 366 1943

MOST ATTEMPTS, OPPONENT

640 1978
 618 1979
 584 1980
 580 2005
 560 1976

FEWEST YARDS ALLOWED

913 1951
 977 1940
 1,000 1944
 1,006 1943

MOST YARDS ALLOWED

2,656 1978
 2,507 1980
 2,452 1979
 2,422 1975

FEWEST TOUCHDOWNS ALLOWED

1 1927
 2 1944
 3 1926, 1938

MOST TOUCHDOWNS ALLOWED

31 1980
 25 1948, 1978

PASSING

OFFENSE

MOST PASSES ATTEMPTED

623 2015
 616 2003
 608 2017
 607 2014, 2019
 602 1999
 598 2016
 593 2021
 589 2011
 583 2018
 575 1983
 567 2013

FEWEST PASSES ATTEMPTED

125 1944
 148 1942
 149 1934
 1943

MOST PASSES COMPLETED

392 2015
 383 2014
 382 2018
 377 2016
 376 2019
 373 2017
 359 2011
 351 2021
 350 1999
 339 2010

FEWEST PASSES COMPLETED

47 1944
 63 1943
 64 1934
 67 1942

HIGHEST COMPLETION PERCENTAGE

65.5 2018
 63.1 2014
 63.0 2016
 62.9 2010, 2015
 62.4 2009
 62.1 2020
 61.9 2019
 61.6 2002
 61.3 2017
 61.0 2011
 1991

MOST YARDS GAINED (NET)

4,734 2011
 4,347 2015
 4,272 2014
 4,047 2018
 4,019 2009
 3,951 2002
 3,885 2010
 3,879 2016
 3,825 2012
 3,719 1999
 3,731 2019

MOST TOUCHDOWN PASSES

39 1963
 36 2015
 35 1962
 33 1967
 31 2010

MOST PASSES HAD INTERCEPTED

34 1953
 31 1966
 1983

FEWEST PASSES HAD INTERCEPTED

5 1990
 8 1969, 1991

DEFENSE

FEWEST ATTEMPTS, OPPONENT

149 1963
 182 1937
 184 1934

MOST ATTEMPTS, OPPONENT

638 2015
 630 2016
 611 2021
 601 2013
 596 1997
 589 2011
 587 1986
 585 2000
 567 2006
 566 1988

FEWEST COMPLETIONS, OPPONENTS

54 1934
 60 1936
 62 1933

MOST COMPLETIONS, OPPONENT

423 2015
 402 2021
 369 2016, 2019
 362 2018
 361 2011, 2013
 347 2017
 341 2012
 334 1986
 333 2006
 329 2005
 327 2000

FEWEST YARDS ALLOWED (NET)

744 1934
 809 1933
 914 1938

MOST YARDS ALLOWED (NET)

4,783 2015
 4,260 2016
 4,225 2019
 4,082 2011
 4,068 2012
 4,044 2018
 4,038 2017
 4,018 2016
 3,850 2014
 3,839 2021
 3,649 2006
 3,616 1997

FEWEST TOUCHDOWNS ALLOWED

2 1927
 3 1939, 1944

MOST TOUCHDOWNS ALLOWED

36 1966
 32 2017
 31 2015
 30 2019
 28 1964, 2004, 2011
 27 2021

INTERCEPTIONS

MOST INTERCEPTIONS

41 1951
 39 1948
 35 1939

FEWEST INTERCEPTIONS

10 2003
 11 2002
 12 1976, 1977, 1982, 1991
 13 1945, 2009, 2017

MOST YARDS, RETURNS

569 1941
 561 1948
 549 1944

FEWEST YARDS, RETURNS

62 1976
 91 1974
 93 2002
 110 2010
 113 1980, 2004

MOST TOUCHDOWNS, RETURNS

5 1963

SACKS

MOST SACKS

68 1985
59 1986
55 1987
54 1997, 1998
53 2007

PUNTING

MOST PUNTS

112 1997
104 1979
102 1996
101 1998
100 1977

FEWEST PUNTS

47 1972
49 1960, 1982
50 1945, 1946
53 1945, 1946
1966

MOST YARDS

4,566 1998
4,531 1997
4,445 1979
4,297 2016
4,289 1996

HIGHEST PUNTING AVERAGE

47.5 2012
46.9 2013
46.6 1959
46.2 2016
45.7 2011
45.5 2014
45.4 1964, 2018

HIGHEST NET PUNT AVERAGE (SINCE 1976)

42.3 2019
41.8 2018
40.9 2016
40.2 2008
39.5 2021
39.4 2012
39.2 2011

PUNT RETURNS

MOST PUNT RETURNS

64 1981
55 1953, 1983, 1984, 1987

MOST YARDS GAINED

717 1941
675 1951
626 1938

HIGHEST RETURN AVERAGE

15.3 1941
14.1 1951
13.3 1943

KICKOFF RETURNS

MOST KICKOFF RETURNS

80 1966
73 1994
72 2003
71 1980, 1983, 2009
70 2006

MOST YARDS GAINED

1,688 1,688
1,658 1,658
1,648 1,648
1,616 1,616
1,579 1,579
1,529 1,529
1,502 1,502

HIGHEST RETURN AVERAGE

27.4 1944
26.3 1953
26.2 2012
26.0 1946

FUMBLES

MOST FUMBLES

49 1960
44 1964, 1975
40 1961, 2001

MOST OWN FUMBLES RECOVERED

23 1960
21 1964, 1975, 1981

MOST OPPONENTS' FUMBLES RECOVERED

27 1950
26 1946
23 1980, 2010

PENALTIES

MOST PENALTIES

143 2005
127 2003
124 1998
122 1979
118 2004
116 1997
114 2018

MOST YARDS PENALIZED

1,115 2005
1,090 2003
1,047 1979
1,020 1983
1,016 1978

SERVICE

MOST GAMES, CAREER

15	Lawrence Taylor
12	Eli Manning
11	Carl Banks
	Leonard Marshall
	Bart Oates
	Gary Reasons
	William Roberts
	Amani Toomer
	Perry Williams
	Brandon Jacobs
	David Diehl
	Kareem McKenzie
	Chris Snee
11	Chase Blackburn
	Phil Simms
	Michael Strahan
	Justin Tuck
	Osi Umenyiora
	Corey Webster
	Zak DeOssie

SCORING

MOST POINTS, CAREER

59	Lawrence Tynes
52	Amani Toomer
36	Brad Daluiso
	Ken Strong
30	Brandon Jacobs
	Matt Bahr
26	Raul Allegre

MOST POINTS, GAME

18	Amani Toomer, at San Fran.	Jan. 5, 2003
17	Ken Strong, vs. Chi. Bears	Dec. 9, 1934
16	Brad Daluiso, vs. Minn.	Dec. 27, 1997

TOUCHDOWNS

MOST TOUCHDOWNS, CAREER

7	Amani Toomer
5	Brandon Jacobs
4	Joe Morris
	Ken Strong
	Hakeem Nicks
3	Plaxico Burress
	Ottis Anderson
	Mark Bavaro
	Frank Gifford

MOST TOUCHDOWNS, GAME

3	Amani Toomer, at San Fran.	Jan. 5, 2003
2	Ken Strong, vs. Chicago	Dec. 9, 1943
	Alex Webster, vs. Chicago	Dec. 30, 1956
	Johnny Perkins, at San Fran.	Jan. 3, 1982
	Joe Morris, vs. San Francisco	Jan. 4, 1987
	Rodney Hampton, vs. Minn.	Jan. 9, 1994
	Ike Hilliard, vs. Minnesota	Jan. 14, 2001
	Amani Toomer, at Dallas	Jan. 13, 2008
	Hakeem Nicks, vs. Atlanta	Jan. 8, 2012
	Hakeem Nicks, at Green Bay	Jan. 15, 2012
	Saquon Barkley, at Minnesota	Jan. 15, 2023

POINT AFTER TOUCHDOWNS

MOST EXTRA POINT ATTEMPTS, CAREER

20	Lawrence Tynes
15	Raul Allegre
9	Brad Daluiso, Ken Strong
6	Matt Bahr, Joe Danelo

MOST EXTRA POINT ATTEMPTS, GAME

7	Raul Allegre, vs. San Fran.	Jan. 4, 1987
6	Ben Agajanian, vs. Chicago	Dec. 30, 1956
5	Raul Allegre, vs. Denver	Jan. 25, 1987
	Brad Daluiso, vs. Minn.	Jan. 14, 2001
	Matt Bryant, at San Fran.	Jan. 5, 2003

MOST EXTRA POINTS MADE, CAREER

20	Lawrence Tynes
14	Raul Allegre
9	Brad Daluiso, Ken Strong
6	Matt Bahr, Joe Danelo

MOST EXTRA POINTS MADE, GAME

7	Raul Allegre, vs. San Fran.	Jan. 4, 1987
5	Ben Agajanian, vs. Chi.	Dec. 30, 1956
	Brad Daluiso, vs. Minnesota	Jan. 14, 2001
	Matt Bryant, at San Francisco	Jan. 5, 2003
4	Raul Allegre, vs. Denver	Jan. 25, 1987
	Matt Bahr, vs. Chicago	Jan. 13, 1991
	Lawrence Tynes, at Green Bay	Jan. 15, 2012
	Graham Gano, at Minnesota	Jan. 15, 2023

MOST TWO-POINT CONVERSIONS

None

FIELD GOALS

MOST FIELD GOAL ATTEMPTS, CAREER

17	Lawrence Tynes
10	Brad Daluiso
9	Matt Bahr
5	Ward Cuff
	Ali Haji-Sheikh
	Eric Schubert
	Pat Summerall

MOST FIELD GOAL ATTEMPTS, GAME

6	Matt Bahr, at San Francisco	Jan. 20, 1991
5	John Carney, vs. Philadelphia	Jan. 11, 2009
	Brad Daluiso, vs. Minnesota	Dec. 27, 1997
	Lawrence Tynes, at Green Bay	Jan. 20, 2008
4	Eric Schubert, vs. San Fran.	Dec. 29, 1985
	Lawrence Tynes, at Green Bay	Jan. 15, 2012

MOST FIELD GOALS MADE, CAREER

13	Lawrence Tynes
9	Brad Daluiso
8	Matt Bahr
5	Pat Summerall

MOST FIELD GOALS MADE, GAME

5	Matt Bahr, at San Francisco	Jan. 20, 1991
	Brad Daluiso, vs. Minn.	Dec. 27, 1997
3	Pat Summerall, at Baltimore	Dec. 27, 1959
	Ali Haji-Sheikh, at L.A.Rams	Dec. 23, 1984
	Lawrence Tynes, at Green Bay	Jan. 20, 2008
	John Carney, vs. Philadelphia	Jan. 11, 2009
	Lawrence Tynes, at Green Bay	Jan. 15, 2012
2	By many	

HIGHEST FIELD GOAL PCT., CAREER (MIN.: 5 FGA)

1.000	Pat Summerall (5-5)
.900	Brad Daluiso (9-10)
.889	Matt Bahr (8-9)

LONGEST FIELD GOAL

51	Brad Daluiso, vs. Minnesota	Dec. 27, 1997
48	Joe Danelo, at San Francisco	Jan. 3, 1982
47	Eric Schubert, vs. San Fran.	Dec. 29, 1985
	Raul Allegre, vs. Washington	Jan. 11, 1987
	Lawrence Tynes, at Green Bay	Jan. 20, 2008

SAFETIES

MOST SAFETIES

1	George Martin, vs. Denver	Jan. 25, 1987
	Team, vs. Philadelphia	Jan. 11, 2009

RUSHING

ATTEMPTS

MOST RUSH ATTEMPTS, CAREER

140	Joe Morris
120	Brandon Jacobs
111	Ahmad Bradshaw
94	Tiki Barber
93	Ottis Anderson

MOST RUSH ATTEMPTS, GAME

33	Rob Carpenter, at Phil.	Dec. 27, 1981
	Rodney Hampton, vs. Minn.	Jan. 9, 1994
29	Joe Morris, vs. Washington	Jan. 11, 1987
28	Joe Morris, vs. San Fran.	Dec. 29, 1985

YARDS

MOST RUSH YARDS, CAREER

553	Joe Morris
480	Ahmad Bradshaw
461	Brandon Jacobs
375	Ottis Anderson
338	Tiki Barber

MOST RUSH YARDS, GAME

161	Rob Carpenter, at Phil.	Dec. 27, 1981
	Rodney Hampton, vs. Minn.	Jan. 9, 1994
159	Joe Morris, vs. San Francisco	Jan. 4, 1987
141	Joe Morris, vs. San Fran.	Dec. 29, 1985

LONGEST RUSH

51	Rodney Hampton, vs. Minn.	Jan. 9, 1994
45	Joe Morris, vs. San Francisco	Jan. 4, 1987
42	Ken Strong, vs. Chicago	Dec. 9, 1934

HIGHEST RUSH AVERAGE, CAREER (MIN.: 50 ATTEMPTS)

4.32	Ahmad Bradshaw (111-480)
4.03	Ottis Anderson (93-375)
3.95	Joe Morris (140-553)
3.88	Rodney Hampton (50-194)
3.84	Brandon Jacobs (120-461)

HIGHEST RUSH AVERAGE, GAME (MIN.: 10 ATTEMPTS)

6.63	Joe Morris, vs. San Fran. (24-159)	Jan. 4, 1987
6.57	Brandon Jacobs vs. Atlanta (14-92)	Jan. 8, 2012
6.33	Choo Choo Roberts, at Clev. (12-76)	Dec. 17, 1950
5.75	Tiki Barber, vs. Minn. (12-69)	Jan. 14, 2001

TOUCHDOWNS

MOST RUSH TOUCHDOWNS, CAREER

4	Joe Morris
	Brandon Jacobs
3	Ottis Anderson
2	Saquon Barkley
	Ahmad Bradshaw
	Rodney Hampton
	Ken Strong
	Mel Triplett
	Alex Webster

MOST RUSH TOUCHDOWNS, GAME

2	Ken Strong, vs. Chicago	Dec. 9, 1934
	Alex Webster, vs. Chicago	Dec. 30, 1956
	Joe Morris, vs. San Francisco	Jan. 4, 1987
	Rodney Hampton, vs. Minnesota	Jan. 9, 1994
	Saquon Barkley, at Minnesota	Jan. 15, 2023

PASSING

ATTEMPTS

MOST PASS ATTEMPTS, CAREER

400	Eli Manning
279	Phil Simms
140	Kerry Collins
92	Charlie Conerly

MOST PASS ATTEMPTS, GAME

58	Eli Manning, at San Fran.	Jan. 22, 2012
44	Eli Manning, at Green Bay	Jan. 8, 2017
	Phil Simms, at San Fran.	Dec. 29, 1984
43	Kerry Collins, at San Fran.	Jan. 5, 2003
41	Y.A. Tittle, vs. Green Bay	Dec. 30, 1962
40	Eli Manning, at Green Bay	Jan. 20, 2008
	Eli Manning, vs. New England	Feb. 5, 2012

COMPLETIONS

MOST PASS COMPLETIONS, CAREER

242	Eli Manning
157	Phil Simms
84	Kerry Collins
48	Charlie Conerly

MOST PASS COMPLETIONS, GAME

32	Eli Manning, at San Fran.	Jan. 22, 2012
30	Eli Manning, vs. New England	Feb. 5, 2012
29	Kerry Collins, at San Fran.	Jan. 5, 2003
28	Kerry Collins, vs. Minn.	Jan. 14, 2001
25	Phil Simms, at San Fran.	Dec. 29, 1984

HIGHEST COMPLETION PERCENTAGE, CAREER (MIN.: 50 ATTEMPTS)

62.90	Daniel Jones (39-62)
60.50	Eli Manning (242-400)
60.00	Kerry Collins (84-140)
59.21	Jeff Hostetler (45-76)
56.27	Phil Simms (157-279)

HIGHEST COMPLETION PERCENTAGE, GAME (MIN.: 15 ATTEMPTS)

88.00	Phil Simms, vs. Denver (22-25)	Jan. 25, 1987
75.00	Eli Manning, vs. New England (40-40)	Feb. 5, 2012
74.07	Eli Manning, at Tampa (20-27)	Jan. 6, 2008
71.87	Eli Manning, vs. Atlanta (23-32)	Jan. 8, 2012
71.79	Kerry Collins, vs. Minn. (28-39)	Jan. 14, 2001

70.97 Phil Simms, at L.A. Rams (22-31)

Dec. 23, 1984

YARDS

MOST PASS YARDS, CAREER

2,815	Eli Manning
1,679	Phil Simms
960	Kerry Collins
785	Charlie Conerly

MOST PASS YARDS, GAME

381	Kerry Collins, vs. Minn.	Jan. 14, 2001
342	Kerry Collins, at San Fran.	Jan. 5, 2003
330	Eli Manning, at Green Bay	Jan. 15, 2012
316	Eli Manning, at San Fran.	Jan. 22, 2012
299	Eli Manning, at Green Bay	Jan. 8, 2017
296	Eli Manning, vs. New England	Feb. 5, 2012

TOUCHDOWNS

MOST PASS TOUCHDOWNS, CAREER

18	Eli Manning
10	Phil Simms
9	Kerry Collins
8	Scott Brunner

MOST PASS TOUCHDOWNS, GAME

5	Kerry Collins, vs. Minn.	Jan. 14, 2001
4	Phil Simms, vs. San Fran.	Jan. 4, 1987
	Kerry Collins, at San Fran.	Jan. 5, 2003
3	Scott Brunner, at Phil.	Dec. 27, 1981
	Scott Brunner, at San Fran.	Jan. 3, 1982
	Phil Simms, vs. Denver	Jan. 25, 1987
	Eli Manning, vs. Atlanta	Jan. 8, 2012
	Eli Manning, at Green Bay	Jan. 15, 2012

LONGEST PASS COMPLETION

72	Scott Brunner, at San Fran.	Jan. 3, 1982
	Eli Manning, vs. Atlanta	Jan. 8, 2012
67	Charlie Conerly, vs. Chicago	Dec. 30, 1956
66	Eli Manning, at Green Bay	Jan. 15, 2012
62	Charlie Conerly, vs. Baltimore	Dec. 28, 1958

HIGHEST PASS TD PCT., CAREER (MIN.: 50 ATTEMPTS)

11.76	Scott Brunner (6-51)
6.43	Kerry Collins (9-140)
4.50	Eli Manning (18-400)
4.35	Charlie Conerly (4-92)

INTERCEPTIONS

MOST PASSES HAD INTERCEPTED, CAREER

10	Y.A. Tittle
9	Eli Manning
8	Tuffy Leemans
7	Kerry Collins

MOST PASSES HAD INTERCEPTED, GAME

6	Frank Filchock, vs. Chicago	Dec. 15, 1946
5	Y.A. Tittle, at Chicago	Dec. 29, 1963
4	Arnie Herber, vs. Green Bay	Dec. 17, 1944
	Y.A. Tittle, at Green Bay	Dec. 31, 1961
	Kerry Collins, vs. Baltimore	Jan. 28, 2001

LOWEST PASS INT. PERCENTAGE, CAREER (MIN.: 50 ATTEMPTS)

0.00	Jeff Hostetler (0-76)
1.61	Daniel Jones (1-62)
2.15	Phil Simms (6-279)
2.30	Eli Manning (9-400)
4.35	Charlie Conerly (4-92)

RECEIVING

RECEPTIONS

MOST RECEPTIONS, CAREER

55	Amani Toomer
30	Mark Bavaro
28	Hakeem Nicks
25	Rob Carpenter
24	Tiki Barber

MOST RECEPTIONS, GAME

11	Plaxico Burress, at Green Bay	Jan. 20, 2008
10	Ike Hilliard, vs. Minnesota	Jan. 14, 2001
	Victor Cruz, at San Fran.	Jan. 22, 2012
	Hakeem Nicks, vs. New England	Feb. 12, 2012
9	Bob Schnelker, at Baltimore	Dec. 27, 1959
8	Isaiah Hodgins, at Minnesota	Jan. 15, 2023
	Amani Toomer, at San Fran.	Jan. 5, 2003

YARDS

MOST RECEIVING YARDS, CAREER

608	Amani Toomer
444	Hakeem Nicks
366	Mark Bavaro
310	Plaxico Burress
284	Bob Schnelker

MOST RECEIVING YARDS, GAME

175	Bob Schnelker, at Baltimore	Dec. 27, 1959
165	Hakeem Nicks, at Green Bay	Jan. 15, 2012
155	Ike Hilliard, vs. Minnesota	Jan. 14, 2001
151	Plaxico Burress, at Green Bay	Jan. 20, 2008
142	Victor Cruz, at San Fran.	Jan. 22, 2012

MOST YARDS PER RECEPTIONS, CAREER (MIN.: 15 RECEPTIONS)

15.9	Hakeem Nicks (28-444)
13.9	Frank Gifford (17-236)
13.8	Amani Toomer (44-608)
	Ike Hilliard (16-220)
13.5	Plaxico Burress (23-310)
12.8	Victor Cruz (21-269)

MOST YARDS PER RECEPTION, GAME (MIN.: 3 RECEPTIONS)

39.33	Earnest Gray, at San Fran. (3-118)	Jan. 3, 1982
32.75	Frank Gifford, vs. Chicago (4-131)	Dec. 30, 1956
23.67	Frank Liebel, vs. Green Bay (3-71)	Dec. 17, 1944

LONGEST RECEPTION

72	Earnest Gray, at San Fran.	Jan. 3, 1982
	Hakeem Nicks, vs. Atlanta	Jan. 8, 2012
67	Frank Gifford, vs. Chicago	Dec. 30, 1956
66	Hakeem Nicks, at Green Bay	Jan. 15, 2012
62	Kyle Rote, vs. Baltimore	Dec. 28, 1958

TOUCHDOWNS

MOST RECEIVING TOUCHDOWNS, CAREER

7	Amani Toomer
4	Hakeem Nicks
3	Plaxico Burress
	Mark Bavaro
	Frank Gifford
	Mario Manningham
2	6 tied

MOST RECEIVING TOUCHDOWNS, GAME

3	Amani Toomer, at San Fran.	Jan. 5, 2003
2	Johnny Perkins, at San Fran.	Jan. 3, 1982
	Ike Hilliard, vs. Minnesota	Jan. 14, 2001
	Amani Toomer, at Dallas	Jan. 13, 2008
	Hakeem Nicks, vs. Atlanta	Jan. 8, 2012
	Hakeem Nicks, at Green Bay	Jan. 15, 2012
1	By many	

INTERCEPTIONS

MOST INTERCEPTIONS, CAREER

4	Jason Sehorn
3	R.W. McQuarters
	Lindon Crow
	Howie Livingston
	Gary Reasons
2	Corey Webster
	Mark Collins
	Ed Danowski

MOST INTERCEPTIONS, GAME

2	Howie Livingston, vs. Chicago	Dec. 15, 1946
	Lindon Crow, vs. Cleveland	Dec. 21, 1958
	Gary Reasons, at San Fran.	Dec. 29, 1984

MOST INTERCEPTION YARDS, CAREER

68	Jason Sehorn
48	Gary Reasons
37	Everson Walls

MOST INTERCEPTION YARDS, GAME

37	Everson Walls, vs. Chicago	Jan. 13, 1991
36	Jason Sehorn, vs. Minnesota	Dec. 27, 1997
34t	Lawrence Taylor, vs. San Fran.	Jan. 4, 1987

LONGEST INTERCEPTION RETURN

37	Everson Walls, vs. Chi.	Jan. 13, 1991
36	Jason Sehorn, vs. Minn.	Dec. 27, 1997
34t	Lawrence Taylor, vs. San Fran.	Jan. 4, 1987

MOST INTERCEPTION TOUCHDOWNS

1	Harry Carson, at San Fran.	Dec. 29, 1984
	Lawrence Taylor, vs. San Fran.	Jan. 4, 1987

Jason Sehorn, vs. Phil.

Jan. 7, 2001

PUNTING

MOST PUNTS, CAREER

45	Sean Landeta
38	Don Chandler
31	Jeff Feagles
24	Brad Maynard
22	Steve Weatherford

MOST PUNTS, GAME

12	Steve Weatherford, at San Fran.	Jan. 22, 2012
11	Ken Strong, at Chicago	Dec. 17, 1933
	Brad Maynard, vs. Baltimore	Jan. 28, 2001
10	Len Younce, vs. Green Bay	Dec. 17, 1944
9	Len Younce, vs. Washington	Dec. 19, 1943
	Sean Landeta, at Chicago	Jan. 5, 1986

MOST PUNT YARDS, CAREER

1,832	Sean Landeta
1,664	Don Chandler
1,271	Jeff Feagles
999	Steve Weatherford
899	Brad Maynard

MOST PUNT YARDS, GAME

557	Steve Weatherford, at San Fran.	Jan. 22, 2012
422	Brad Maynard, vs. Baltimore	Jan. 28, 2001
410	Len Younce, vs. Green Bay	Dec. 17, 1944
362	Len Younce, vs. Washington	Dec. 19, 1943

HIGHEST PUNT AVERAGE, CAREER (MIN.: 15 PUNTS)

45.9	Steve Weatherford (22-999)
43.8	Don Chandler (38-1,664)
41.0	Jeff Feagles (31-1,271)
40.7	Sean Landeta (45-1,832)
40.6	Dave Jennings (18-730)

HIGHEST PUNT AVERAGE, GAME (MIN.: 4 PUNTS)

47.8	Don Chandler, at Baltimore (6-287)	Dec. 27, 1959
47.0	Don Chandler, vs. Cleveland (7-329)	Dec. 21, 1958
46.4	Steve Weatherford, at San Fran. (12-557)	Jan. 22, 2012
45.8	Steve Weatherford, vs. Atlanta (4-183)	Jan. 8, 2012
45.7	Ken Strong, vs. Chi. Bears (6-274)	Dec. 9, 1934
	Don Chandler, vs. Baltimore (6-274)	Dec. 28, 1958

LONGEST PUNT

76	Ed Danowski, at Detroit	Dec. 15, 1935
72	Charlie Conerly, at Clev.	Dec. 17, 1950
64	Don Chandler, vs. Cleveland	Dec. 21, 1958

PUNT RETURNS

MOST PUNT RETURNS, CAREER

19	Phil McConkey
14	R.W. McQuarters
12	Dave Meggett
9	Will Blackmon
8	Amani Toomer

MOST PUNT RETURNS, GAME

7	Phil McConkey, vs. San Fran.	Jan. 4, 1987
5	Phil McConkey, vs. Wash.	Jan. 11, 1987
	Dave Meggett, at San Fran.	Jan. 20, 1991
	Amani Toomer, vs. Phil.	Jan. 7, 2001
	Will Blackmon, vs. Atlanta	Jan. 8, 2012
4	Leon Bright, at Philadelphia	Dec. 27, 1981
	Phil McConkey, vs. San Fran.	Dec. 29, 1985
	R.W. McQuarters, at Green Bay	Jan. 20, 2008

MOST FAIR CATCHES, CAREER

7	Dave Meggett
6	Will Blackmon
5	R.W. McQuarters
3	Ike Hilliard
	Joe Morrison
2	Amani Toomer
	Tiki Barber
	Phil McConkey

MOST FAIR CATCHES, GAME

3	Dave Meggett, vs. Buffalo	Jan. 27, 1991
	Dave Meggett, vs. Minnesota	Jan. 9, 1994
2	Joe Morrison, at Baltimore	Dec. 27, 1959
	Amani Toomer, vs. Minnesota	Dec. 27, 1997
	Tiki Barber, vs. Baltimore	Jan. 28, 2001
	R.W. McQuarters, at Tampa Bay	Jan. 6, 2008
	R.W. McQuarters, at Dallas	Jan. 13, 2008

Will Blackmon, at San Fran. Jan. 22, 2012
 Will Blackmon, vs. New England Feb. 5, 2012

MOST PUNT RETURN YARDS, CAREER

147 Phil McConkey
 117 R.W. McQuarters
 100 Dave Meggett
 66 Ken Strong
 64 Will Blackmon

MOST PUNT RETURN YARDS, GAME

66 Ken Strong, vs. Chicago Dec. 9, 1934
 57 Phil McConkey, vs. San Fran. Jan. 4, 1987
 42 Dave Meggett, at San Fran. Jan. 20, 1991

HIGHEST PUNT RETURN AVERAGE, CAREER (MIN.: 5 RETURNS)

8.4 R.W. McQuarters (14-117)
 8.3 Dave Meggett (12-100)
 7.8 Lionel Manuel (6-47)
 7.7 Phil McConkey (19-147)
 7.1 Leon Bright (7-50)
 Will Blackmon (9-64)

HIGHEST PUNT RETURN AVERAGE, GAME (MIN.: 3 RETURNS)

22.0 Ken Strong, vs. Chicago (3-66) Dec. 9, 1934
 11.0 Ike Hilliard, vs. Baltimore (3-33) Jan. 28, 2001
 Delvin Joyce, at San Fran. (3-33) Jan. 5, 2003
 9.7 Aaron Ross, at San Fran. (3-29) Jan. 22, 2012
 8.4 Dave Meggett, at San Fran. (5-42) Jan. 20, 1991

LONGEST PUNT RETURN

42 Ken Strong, vs. Chicago Dec. 9, 1934
 26 Harry Newman, at Chicago Dec. 17, 1933
 25 Dave Brown, vs. Washington Dec. 19, 1943
 Phil McConkey, vs. Denver Jan. 25, 1987
 R.W. McQuarters, at Dallas Jan. 13, 2008

MOST PUNT RETURN TOUCHDOWNS, CAREER

None

KICKOFF RETURNS

MOST KICKOFF RETURNS, CAREER

12 Domenik Hixon
 10 Dave Meggett
 8 Ron Dixon, Kenny Hill
 7 Lee Rouson

MOST KICKOFF RETURNS, GAME

6 Ahmad Bradshaw, vs. Phil. Jan. 11, 2009
 Chad Morton, vs. Carolina Jan. 8, 2006
 Ron Dixon, vs. Baltimore Jan. 28, 2001
 5 Joel Wells, at Green Bay Dec. 31, 1961
 Leon Bright, at San Francisco Jan. 3, 1982
 Delvin Joyce, at San Fran. Jan. 5, 2003
 Domenik Hixon, at Green Bay Jan. 20, 2008
 4 Kenny Hill, at San Francisco Dec. 29, 1984
 Dave Meggett, at San Fran. Jan. 15, 1994

MOST KICKOFF RETURN YARDS, CAREER

290 Domenik Hixon
 272 Ron Dixon
 180 Ahmad Bradshaw
 173 Kenny Hill
 167 Dave Meggett

MOST KICKOFF RETURN YARDS, GAME

180 Ahmad Bradshaw, vs. Philadelphia Jan. 11, 2009
 153 Ron Dixon, vs. Baltimore Jan. 28, 2001
130 Gary Brightwell, at Philadelphia Jan. 21, 2023
 122 Chad Morton, vs. Carolina Jan. 8, 2006
 121 R.W. McQuarters, at Green Bay Jan. 20, 2008

HIGHEST KICKOFF RETURN AVERAGE, CAREER (MIN.: 5 RETURNS)

34.0 Ron Dixon (8-272)
 30.0 Ahmad Bradshaw (6-180)
24.8 Gary Brightwell (6-149)
 24.2 Domenik Hixon (12-290)
 23.6 Delvin Joyce (5-118)
 Ken Strong (5-118)

HIGHEST KICKOFF RETURN AVERAGE, GAME (MIN.: 3 RETURNS)

31.0 Domenik Hixon, at Dallas (3-91) Jan. 13, 2008
 30.0 Ahmad Bradshaw, vs. Phil. (6-180) Jan. 11, 2009
 27.3 Kenny Hill, at San Fran. (4-109) Dec. 29, 1984
26.0 Gary Brightwell, at Philadelphia (5-130) Jan. 21, 2023
 25.5 Ron Dixon, vs. Baltimore (6-153) Jan. 28, 2001

LONGEST KICKOFF RETURN

97+ Ron Dixon, vs. Philadelphia Jan. 7, 2001
 Ron Dixon, vs. Baltimore Jan. 28, 2001
 65 Ahmad Bradshaw, vs. Philadelphia Jan. 11, 2009
 53 Gene Filipksi, vs. Chicago Dec. 30, 1956
 51 Kenny Hill, at San Francisco Dec. 29, 1984

MOST KICKOFF RETURN TOUCHDOWNS, CAREER

2 Ron Dixon

MOST KICKOFF RETURN TOUCHDOWNS, GAME

1 Ron Dixon, vs. Philadelphia Jan. 7, 2001
 Ron Dixon, vs. Baltimore Jan. 28, 2001

FUMBLES

MOST FUMBLES, CAREER

6 Phil Simms
 5 Eli Manning
 Frank Gifford
 Emlen Tunnell
 3 Four tied

MOST FUMBLES, GAME

1 10 times. Most recently: Maurice Carthon, vs. Wash. Jan. 11, 1987

MOST FUMBLES RECOVERED, CAREER

3 Alex Webster
 2 Frank Gifford
 Kenny Hill
 Don Maynard
 Devin Thomas
 1 By many

MOST FUMBLES RECOVERED, GAME

1 Frank Gifford, vs. Cleveland Dec. 21, 1958
 Devin Thomas, at San Fran. Jan. 22, 2012
 2 By many

MOST FUMBLES RECOVERED FOR TOUCHDOWN

1 Mark Haynes, at Philadelphia Dec. 27, 1981

LONGEST FUMBLE RETURN

40 Chase Blackburn, at Green Bay Jan. 15, 2012
 24 Alex Webster, vs. Baltimore Dec. 28, 1958
 9 Antrel Rolle, at Green Bay Jan. 15, 2012
 8 Jim Lee Howell, vs. Chicago Dec. 15, 1946

SACKS

MOST SACKS, CAREER

9.5 Michael Strahan
 7.0 Leonard Marshall
 6.5 Lawrence Taylor
 5.5 Justin Tuck
 Osi Umenyiora

MOST SACKS, GAME

2.0 Lawrence Taylor, at San Fran. Dec. 29, 1984
 Leonard Marshall, vs. Denver Jan. 25, 1987
 Jim Burt, vs. San Francisco Dec. 29, 1985
 Lawrence Taylor, vs. L.A. Rams Jan. 7, 1990
 Leonard Marshall, at San Fran. Jan. 20, 1991
 Keith Hamilton, vs. Minnesota Jan. 9, 1994
 Michael Strahan, vs. Phil. Jan. 7, 2001
 Michael Strahan, vs. Carolina Jan. 8, 2006
 Justin Tuck, vs. N.E. (SB XLII) Feb. 3, 2008
 Michael Boley, at Green Bay Jan. 15, 2012
 Osi Umenyiora, at Green Bay Jan. 15, 2012
 Justin Tuck, vs., N.E. (SB XLVI) Feb. 5, 2012

SCORING

MOST POINTS SCORED

49	vs. San Francisco	Jan. 4, 1987
47	vs. Chicago	Dec. 30, 1956
41	vs. Minnesota	Jan. 14, 2001
39	vs. Denver	Jan. 25, 1987
38	at San Francisco	Jan. 5, 2003
31	at Green Bay at Minnesota	Jan. 15, 2012 Jan. 15, 2023

MOST POINTS ALLOWED

44	at San Francisco	Jan. 15, 1994
39	at San Francisco	Jan. 5, 2003
38	at Philadelphia at Green Bay at San Francisco	Jan. 21, 2023 Jan. 8, 2017 Jan. 3, 1982
37	at Chicago at Green Bay at Green Bay	Dec. 21, 1941 Dec. 31, 1961 Jan. 15, 2012

FEWEST POINTS SCORED

0	at Green Bay (Milw.) vs. Washington at Green Bay at Chicago vs. Carolina	Dec. 10, 1939 Dec. 19, 1943 Dec. 31, 1961 Jan. 5, 1986 Jan. 8, 2006
---	--------------------------------------------------------------------------------------	---------------------------------------------------------------------------------

FEWEST POINTS ALLOWED

0	vs. Cleveland vs. Washington vs. Minnesota	Dec. 21, 1958 Jan. 11, 1998 Jan. 14, 2001
2	vs. Atlanta	Jan. 8, 2012
3	vs. San Francisco vs. San Francisco vs. Chicago	Dec. 29, 1985 Jan. 4, 1987 Jan. 13, 1991

MOST POINTS SCORED BY BOTH TEAMS

77	at San Francisco (SF 39, NYG 38)	Jan. 5, 2003
62	at San Francisco (SF 38, NYG 24)	Jan. 3, 1982
59	vs. Denver (NYG 39, DEN 20)	Jan. 25, 1987
57	at Green Bay (NYG 37, GB 20)	Jan. 15, 2012
55	at Minnesota (NYG 31, MIN 24)	Jan. 15, 2023

FEWEST POINTS SCORED BY BOTH TEAMS

10	vs. Cleveland (NYG 10, CLE 0)	Dec. 21, 1958
11	at Cleveland (CLE 8, NYG 3)	Dec. 17, 1950
17	vs. Washington (NYG 17, WAS 0)	Jan. 11, 1987

TOUCHDOWNS

MOST TOUCHDOWNS SCORED

7	vs. San Francisco	Jan. 4, 1987
6	vs. Chicago	Dec. 30, 1956
5	at San Francisco vs. Minnesota vs. Denver	Jan. 5, 2003 Jan. 14, 2001 Jan. 25, 1987

MOST TOUCHDOWNS ALLOWED

6	at San Francisco	Jan. 15, 1994
5	at San Francisco at San Francisco at Green Bay at Philadelphia	Jan. 5, 2003 Jan. 3, 1982 Jan. 8, 2017 Jan. 21, 2023
4	6 times; Last time: vs. Baltimore	Jan. 18, 2001

MOST TOUCHDOWNS RUSHING

3	vs. Chicago vs. Chicago	Dec. 9, 1934 Dec. 30, 1956
---	----------------------------	-------------------------------

MOST TOUCHDOWNS RUSHING ALLOWED

6	at San Francisco	Jan. 15, 1994
4	at Detroit	Dec. 15, 1935
3	at Chicago vs. Washington at Philadelphia	Dec. 21, 1941 Dec. 19, 1943 Jan. 21, 2023

MOST TOUCHDOWNS PASSING

5	vs. Minnesota	Jan. 14, 2001
4	at San Francisco vs. San Francisco	Jan. 5, 2003 Jan. 4, 1987
3	at San Francisco vs. Denver at Philadelphia vs. Atlanta at Green Bay	Jan. 3, 1982 Jan. 25, 1987 Dec. 27, 1981 Jan. 8, 2012 Jan. 15, 2012

MOST TOUCHDOWNS PASSING ALLOWED

4	vs. Green Bay	Jan. 8, 2017
3	at San Francisco at Green Bay	Jan. 5, 2003 Dec. 31, 1961

vs. San Francisco

Dec. 29, 1984

MOST DEFENSIVE TOUCHDOWNS

1	6 times; Last time: vs. Philadelphia	Jan. 7, 2001
---	--------------------------------------	--------------

MOST DEFENSIVE TOUCHDOWNS ALLOWED

1	5 times; Last time: vs. Baltimore	Jan. 28, 2001
---	-----------------------------------	---------------

POINTS AFTER TOUCHDOWN

MOST POINTS AFTER TOUCHDOWN

7	vs. San Francisco	Jan. 4, 1987
5	at San Francisco vs. Minnesota vs. Chicago	Jan. 5, 2003 Jan. 14, 2001 Dec. 30, 1956

MOST POINTS AFTER TOUCHDOWN ALLOWED

5	at Philadelphia at Green Bay at San Francisco at San Francisco	Jan. 21, 2023 Jan. 8, 2017 Jan. 15, 1994 Jan. 3, 1982
---	-------------------------------------------------------------------------	----------------------------------------------------------------

FIELD GOALS

MOST FIELD GOALS

5	vs. Minnesota at San Francisco	Dec. 27, 1997 Jan. 20, 1991
---	-----------------------------------	--------------------------------

MOST FIELD GOALS ALLOWED

3	6 times; Last time: vs. Carolina	Jan. 8, 2006
---	----------------------------------	--------------

MOST FIELD GOAL ATTEMPTS

6	at San Francisco	Jan. 20, 1991
5	vs. Minnesota at Green Bay vs. Philadelphia	Dec. 27, 1997 Jan. 20, 2008 Jan. 11, 2009

FIRST DOWNS

MOST FIRST DOWNS

31	vs. Minnesota	Jan. 14, 2001
28	at Minnesota	Jan. 15, 2023
26	at San Francisco vs. New England	Jan. 5, 2003 Feb. 5, 2012
24	vs. Denver vs. Buffalo	Jan. 25, 1987 Jan. 27, 1991

MOST FIRST DOWNS ALLOWED

27	vs. Baltimore	Dec. 28, 1958
26	vs. Rams at Philadelphia	Jan. 7, 1990 Jan. 21, 2023
25	at San Francisco at Green Bay	Jan. 15, 1994 Jan. 15, 2012

FEWEST FIRST DOWNS

6	at Green Bay	Dec. 31, 1961
8	at Chicago Bears vs. Washington	Dec. 21, 1941 Dec. 19, 1943

FEWEST FIRST DOWNS ALLOWED

7	vs. Cleveland	Dec. 21, 1958
9	at Cleveland vs. San Francisco vs. Minnesota	Dec. 17, 1950 Jan. 4, 1987 Jan. 14, 2001

FIRST DOWNS RUSHING

MOST FIRST DOWNS RUSHING

16	vs. Chicago	Jan. 13, 1991
12	vs. San Francisco vs. Cleveland	Jan. 4, 1987 Dec. 21, 1958

MOST FIRST DOWNS RUSHING ALLOWED

17	at Philadelphia	Jan. 21, 2023
14	at Chicago Bears at Detroit	Dec. 21, 1941 Dec. 15, 1935
13	vs. Carolina at San Francisco	Jan. 8, 2006 Jan. 15, 1994
12	vs. Philadelphia	Jan. 11, 2009
11	vs. Green Bay	Dec. 2, 1962

FEWEST FIRST DOWNS RUSHING

1	vs. Carolina at Chicago at Green Bay	Jan. 8, 2006 Jan. 5, 1986 Dec. 31, 1961
2	vs. Baltimore vs. Minnesota	Jan. 28, 2001 Dec. 27, 1997
3	vs. Baltimore at San Francisco at San Francisco at Green Bay	Dec. 28, 1958 Jan. 3, 1982 Jan. 15, 1994 Jan. 15, 2012

	at San Francisco	Jan. 22, 2012
FEWEST FIRST DOWNS RUSHING ALLOWED		
0	vs. Chicago	Jan. 13, 1991
1	at San Francisco	Jan. 20, 1991
2	vs. Minnesota	Jan. 14, 2001
	vs. Cleveland	Dec. 21, 1958
	vs. Washington	Jan. 11, 1987
	vs. San Francisco	Jan. 4, 1987
	at Green Bay	Jan. 20, 2008

FIRST DOWNS PASSING

MOST FIRST DOWNS PASSING		
19	vs. Minnesota	Jan. 14, 2001
18	vs. New England	Feb. 5, 2012
17	at San Francisco	Jan. 22, 2012
16	at San Francisco	Jan. 5, 2003
15	at Green Bay	Jan. 15, 2012
	at Minnesota	Jan. 15, 2023

MOST FIRST DOWNS PASSING ALLOWED		
18	vs. Rams	Jan. 7, 1990
17	vs. Green Bay	Jan. 8, 2017
	vs. Baltimore	Dec. 28, 1958
	at New England	Feb. 3, 2008
16	at Minnesota	Jan. 15, 2023
	at San Francisco	Jan. 5, 2003
	at San Francisco	Dec. 29, 1984
	vs. Denver	Jan. 25, 1987

FEWEST FIRST DOWNS PASSING		
1	vs. Washington	Dec. 29, 1943
2	at Cleveland	Dec. 17, 1950
	at Chicago Bears	Dec. 21, 1941
	vs. Green Bay	Dec. 11, 1938

FEWEST FIRST DOWNS PASSING ALLOWED		
4	at Cleveland	Dec. 17, 1950
	vs. Green Bay	Dec. 17, 1944
	at Green Bay	Dec. 10, 1929
	at Detroit	Dec. 15, 1935

FIRST DOWNS BY PENALTY

MOST FIRST DOWNS BY PENALTY		
4	at San Francisco	Jan. 20, 1991
	at Green Bay	Jan. 20, 2008
3	vs. Baltimore	Jan. 28, 2001
	at San Francisco	Jan. 15, 1994
	vs. San Francisco	Jan. 4, 1987
	at Rams	Dec. 23, 1984
	vs. Chicago Bears	Dec. 15, 1946

MOST FIRST DOWNS BY PENALTY ALLOWED		
4	vs. Philadelphia	Jan. 11, 2009
	at San Francisco	Jan. 22, 2012
3	at Philadelphia	Dec. 27, 1981
	at San Francisco	Jan. 3, 1982
	vs. San Francisco	Dec. 29, 1985
	vs. Washington	Jan. 11, 1987
	at Green Bay	Jan. 20, 2008

NET YARDS

MOST NET YARDS GAINED		
518	vs. Minnesota	Jan. 14, 2001
446	at San Francisco	Jan. 5, 2003
442	vs. Atlanta	Jan. 8, 2012
420	at Green Bay	Jan. 15, 2012
399	vs. Denver	Jan. 25, 1987
396	vs. New England	Feb. 5, 2012

MOST NET YARDS ALLOWED		
460	vs. Baltimore	Dec. 28, 1958
448	vs. Rams	Jan. 7, 1990
446	at San Francisco	Jan. 5, 2003
423	at San Francisco	Jan. 3, 1982
413	at San Francisco	Jan. 15, 1994
412	at San Francisco	Dec. 29, 1984

FEWEST NET YARDS GAINED		
112	vs. Washington	Dec. 19, 1943
132	vs. Carolina	Jan. 8, 2006
130	at Green Bay	Dec. 31, 1961
150	at Cleveland	Dec. 17, 1950
152	vs. Baltimore	Jan. 28, 2001

FEWEST NET YARDS ALLOWED		
86	vs. Cleveland	Dec. 21, 1958

114	vs. Minnesota	Jan. 14, 2001
165	at Green Bay	Dec. 9, 1934
182	at Cleveland	Dec. 17, 1950
184	vs. San Francisco	Jan. 4, 1987

RUSHING

MOST NET YARDS GAINED		
518	vs. Minnesota	Jan. 14, 2001
446	at San Francisco	Jan. 5, 2003
442	vs. Atlanta	Jan. 8, 2012
431	at Minnesota	Jan. 15, 2023
420	at Green Bay	Jan. 15, 2012
399	vs. Denver	Jan. 25, 1987

MOST NET YARDS ALLOWED		
460	vs. Baltimore	Dec. 28, 1958
448	vs. Rams	Jan. 7, 1990
446	at San Francisco	Jan. 5, 2003
423	at San Francisco	Jan. 3, 1982
416	at Philadelphia	Jan. 21, 2023
413	at San Francisco	Jan. 15, 1994

FEWEST NET YARDS GAINED		
112	vs. Washington	Dec. 19, 1943
132	vs. Carolina	Jan. 8, 2006
130	at Green Bay	Dec. 31, 1961
150	at Cleveland	Dec. 17, 1950
152	vs. Baltimore	Jan. 28, 2001

FEWEST NET YARDS ALLOWED		
24	vs. Cleveland	Dec. 21, 1958
27	vs. Chicago	Jan. 13, 1991
29	vs. San Francisco	Jan. 4, 1987

MOST RUSHING ATTEMPTS		
53	vs. Cleveland	Dec. 21, 1958
48	vs. Chicago	Jan. 13, 1991
46	vs. Washington	Jan. 11, 1987

MOST RUSHING ATTEMPTS, OPPONENT		
65	at Detroit	Dec. 15, 1935
56	at Green Bay	Dec. 12, 1941
51	at Green Bay	Dec. 10, 1939

FEWEST RUSHING ATTEMPTS		
13	vs. Carolina	Jan. 8, 2006
14	at Green Bay	Dec. 31, 1961
	vs. Chicago	Jan. 5, 1986
	at Green Bay	Jan. 20, 2008
16	vs. Baltimore	Jan. 28, 2001
	at New England	Feb. 3, 2008
17	at Green Bay	Jan. 8, 2017
19	at San Francisco	Jan. 15, 1994

FEWEST RUSHING ATTEMPTS, OPPONENT		
9	vs. Minnesota	Jan. 14, 2001
11	at San Francisco	Jan. 20, 1991
13	vs. Cleveland	Dec. 21, 1958
14	vs. Philadelphia	Jan. 7, 2001
16	at Minnesota	Jan. 15, 2023
	vs. Washington	Jan. 11, 1987
	vs. Chicago	Jan. 13, 1991

PASSING

MOST YARDS GAINED PASSING		
380	vs. Minnesota	Jan. 14, 2001
327	at San Francisco	Jan. 5, 2003
325	at Green Bay	Jan. 15, 2012
295	at Green Bay	Jan. 8, 2017
289	at Minnesota	Jan. 15, 2023

MOST YARDS ALLOWED PASSING		
356	at San Francisco	Jan. 6, 2003
322	vs. Baltimore	Dec. 28, 1958
320	vs. Denver	Jan. 25, 1987
302	vs. Rams	Jan. 7, 1990

FEWEST YARDS GAINED PASSING		
9	at Cleveland	Dec. 17, 1950
57	vs. Washington	Dec. 19, 1943
73	at Chicago	Dec. 21, 1941
82	vs. Washington	Jan. 11, 1987
86	vs. Baltimore	Jan. 28, 2001

FEWEST YARDS ALLOWED PASSING		
29	at Cleveland	Dec. 17, 1950
52	at Detroit	Dec. 15, 1935
60	vs. Minnesota	Jan. 14, 2001

MOST PASSES ATTEMPTED

58	at San Francisco	Jan. 22, 2012
44	at San Francisco	Jan. 5, 2003
	at San Francisco	Dec. 29, 1984
41	vs. Green Bay	Dec. 30, 1962
40	at Baltimore	Dec. 27, 1959
	vs. Minnesota	Jan. 14, 2001
	at Green Bay	Jan. 20, 2008
	vs. New England	Feb. 5, 2012

MOST PASSES ATTEMPTED, OPPONENT

50	vs. Washington	Jan. 11, 1987
48	vs. San Francisco	Dec. 29, 1985
47	vs. Chicago	Dec. 30, 1956
46	at Green Bay	Jan. 15, 2012

FEWEST PASSES ATTEMPTED

12	vs. Chicago	Dec. 9, 1934
13	at Detroit	Dec. 15, 1935

FEWEST PASSES ATTEMPTED, OPPONENT

5	at Detroit	Dec. 15, 1935
9	at Cleveland	Dec. 17, 1950
10	at Green Bay	Dec. 10, 1939

MOST PASS COMPLETIONS

32	at San Francisco	Jan. 22, 2012
30	vs. New England	Feb. 12, 2005
29	at San Francisco	Jan. 5, 2003
	vs. Minnesota	Jan. 14, 2001
25	at San Francisco	Dec. 29, 1984
24	at Minnesota	Jan. 15, 2023

MOST PASS COMPLETIONS ALLOWED

32	at Minnesota	Jan. 15, 2023
29	at New England	Feb. 3, 2008
28	at San Francisco	Jan. 5, 2003
27	vs. New England	Feb. 5, 2012
26	at Baltimore	Dec. 28, 1958
	vs. San Francisco	Dec. 29, 1985
	vs. Denver	Jan. 25, 1987
	at Green Bay	Jan. 15, 2012

FEWEST PASS COMPLETIONS

3	at Cleveland	Dec. 17, 1950
	at Chicago	Dec. 21, 1941
4	at Detroit	Dec. 15, 1935
	vs. Washington	Dec. 19, 1943

FEWEST PASS COMPLETIONS ALLOWED

2	at Detroit	Dec. 15, 1935
3	at Cleveland	Dec. 17, 1950
	vs. Green Bay	Dec. 17, 1944

MOST PASSES HAD INTERCEPTED

6	at Green Bay	Dec. 10, 1939
	vs. Chicago	Dec. 15, 1946
5	at Chicago	Dec. 29, 1963
4	vs. Baltimore	Jan. 28, 2001
	at Green Bay	Dec. 31, 1961
	vs. Green Bay	Dec. 17, 1944

MOST OPPONENT PASSES INTERCEPTED

3	7 times; Last time: vs. Minnesota	Jan. 14, 2001
---	-----------------------------------	---------------

PUNTING

MOST PUNTS

13	at Chicago	Dec. 17, 1933
11	vs. Baltimore	Jan. 28, 2001
10	vs. Green Bay	Dec. 17, 1944
	vs. Washington	Dec. 19, 1943

MOST PUNTS, OPPONENT

10	5 times; Last time: at San Francisco	Jan. 22, 2012
----	--------------------------------------	---------------

FEWEST PUNTS

1	vs. Minnesota	Jan. 14, 2001
2	vs. Philadelphia	Jan. 11, 2009
3	4 times; Last time: at San Francisco	Jan. 20, 1991

FEWEST PUNTS, OPPONENT

2	3 times; Last time: vs. Chicago	Jan. 13, 1991
---	---------------------------------	---------------

PENALTIES

MOST PENALTIES

11	vs. Green Bay	Dec. 17, 1944
9	at San Francisco	Jan. 22, 2012
8	at San Francisco	Jan. 3, 1982
6	vs. Chicago Bears	Dec. 15, 1946
	vs. Chicago	Dec. 30, 1956
	vs. Washington	Jan. 11, 1987
	vs. Denver	Jan. 25, 1987
	vs. Baltimore	Jan. 28, 2001

MOST PENALTIES, OPPONENT

14	at San Francisco	Jan. 3, 1982
11	vs. San Francisco	Jan. 4, 1987
	at Dallas	Jan. 13, 2008
10	at Rams	Dec. 23, 1984
	at Chicago	Dec. 21, 1941

FUMBLES

MOST FUMBLES

6	vs. Cleveland	Dec. 21, 1958
	vs. Baltimore	Dec. 28, 1958
5	at Green Bay	Dec. 31, 1961
	vs. Chicago	Dec. 9, 1934
	at Green Bay	Jan. 20, 2008

MOST FUMBLES, OPPONENT

5	at Philadelphia	Dec. 27, 1981
	vs. Chicago	Dec. 9, 1934
4	at Detroit	Dec. 15, 1935
	vs. Minnesota	Dec. 27, 1997
	at San Francisco	Jan. 22, 2012

MOST FUMBLES LOST

5	vs. Cleveland	Dec. 21, 1958
4	vs. Baltimore	Dec. 28, 1958
3	vs. Philadelphia	Jan. 7, 2001
	at Detroit	Dec. 15, 1935
	vs. Washington	Jan. 11, 1987

MOST FUMBLES LOST, OPPONENT

4	at Detroit	Dec. 15, 1935
3	at Green Bay	Jan. 15, 2012
2	Many times, most recently at San Francisco	Jan. 22, 2012

SACKS

MOST SACKS

6	vs. Philadelphia	Jan. 7, 2001
5	at Green Bay	Jan. 8, 2017
	vs. New England	Feb. 3, 2008

MOST SACKS, OPPONENT

6	at San Francisco	Jan. 22, 2012
	at San Francisco	Dec. 29, 1984
	at Chicago	Jan. 5, 1986
5	vs. New England	Feb. 3, 2008

HONOR ROLL

GIANTS RUSHING HONOR ROLL (1933-11/2/2008)
100 YARDS OR MORE IN A GAME, CHRONOLOGICALLY

*Team Record

**Postseason Game

108	Harry Newman at. Bos.	10/8/33
107	Kink Richards vs. Bkn.	10/22/33
114	Harry Newman vs. G.B.	11/11/34
105	Ed Danowski vs. Bos.	11/25/34
102	Tuffy Leemans at. Pitt.	9/27/36
117	Tuffy Leemans vs. Chi. Cards	10/18/36
117	Tuffy Leemans vs. Phil.	10/25/36
118	Hank Soar at Phil.	10/3/37
159	Tuffy Leemans vs. G.B.	11/20/38
101	Tuffy Leemans vs. Clev.	11/10/40
101	Bill Paschal at. Bkn.	10/17/43
188	Bill Paschal vs. Wash.	12/5/43
139	Bill Paschal vs. Phil.	10/29/44
113	Bill Paschal vs. Bos.	11/5/44
103	Ward Cuff vs. G.B.	11/19/44
100	Ward Cuff vs. Wash.	12/3/44
143	Bill Paschal vs. Clev.	11/4/45
108	Frank Filchock at Pitt.	10/6/46
107	George Franck vs. Bos.	11/10/46
133	Frank Reagan vs. L.A.	12/1/46
125	"Choo Choo" Roberts vs. Chi. Cards	10/17/48
108	"Choo Choo" Roberts at NY Bulldogs	9/30/49
108	"Choo Choo" Roberts at Chi. Cards	10/30/49
121	Joe Scott vs. Clev.	10/22/50
218	"Choo Choo" Roberts vs. Chi. Cards	11/12/50
145	Ed Price at Balt.	11/19/50
101	Randall Clay vs. Phil.	11/26/50
156	Ed Price vs. N.Y. Yanks	11/26/50
103	Ed Price at Phil.	12/10/50
107	Ed Price vs. Chi. Cards	10/14/51
101	Ed Price vs. Phil.	10/21/51
171	Ed Price at Phil.	12/9/51
138	Ed Price at N.Y. Yanks	12/16/51
130	Ed Price at Dall.	9/28/52
119	Ed Price at Phil.	10/4/52
116	Ed Price at Chi. Cards.	11/2/52
106	Ed Price vs. S.F.	11/9/52
139	Alex Webster at Chi. Cards.	10/2/55
108	Frank Gifford vs. Wash.	12/2/56
132	Alex Webster at Phil.	12/15/56
115	Bob Epps at Wash.	10/13/57
126	Frank Gifford vs. Cards.	11/10/57
116	Mel Triplett vs. Clev.	11/29/59
137	Mel Triplett at Clev.	11/6/60
129	Bob Gaiters at Dall.	10/15/61
100	Alex Webster vs. Phil.	11/12/61
107	Alex Webster vs. Phil.	11/18/62
120	Joe Morrison at Phil.	9/29/63
101	Phil King vs. S.F.	11/17/63
160	Ernie Koy at Wash.	10/1/67
142	Ron Johnson vs. Phil.	10/11/70
140	Ron Johnson vs. Dall.	11/8/70
106	Ron Johnson vs. Wash.	11/15/70
100	Ron Johnson vs. Buff.	12/6/70
124	Ron Johnson at Phil.	10/2/72
134	Ron Johnson at St. Louis	11/19/72
123	Ron Johnson vs. Phil.	11/26/72
119	Ron Johnson at Cinn.	12/3/72
105	Vin Clements at Dallas	12/17/72
112	Ron Johnson vs. Phila.	9/23/73
101	Ron Johnson at Phila.	11/25/73
119	Doug Kotar vs. Atlanta	10/6/74
108	Doug Kotar at Rams	9/26/76
103	Doug Kotar vs. St. Louis	12/12/76
100	Larry Csonka vs. Chi.	12/18/77
118	Doug Kotar vs. St. Louis	12/10/78
148	Billy Taylor vs. Tampa Bay	10/7/79
126	Billy Taylor vs. Wash.	11/25/79
103	Billy Taylor at Seattle	12/7/80
103	Rob Carpenter vs. St. Louis	10/11/81
116	Rob Carpenter at Seattle	10/18/81
111	Rob Carpenter at Phila.	11/22/81
117	Rob Carpenter at St. Louis	12/13/81
161**	Rob Carpenter at Phila.	12/27/81
113	Rob Carpenter vs. L.A. Rams	9/4/83

111	Rob Carpenter at. Atlanta	9/11/83
116	Rob Carpenter vs. G.B.	9/26/83
159	Butch Woolfolk at Phila.	11/20/83
107	Joe Morris at. St. Louis	12/9/84
104	Joe Morris at N. Orleans	10/27/85
132	Joe Morris vs. Tampa Bay	11/3/85
118	Joe Morris at Washington	11/18/85
113	George Adams at St. Louis	11/24/85
131	Joe Morris vs. Cleveland	12/1/85
129	Joe Morris at Houston	12/8/85
202	Joe Morris vs. Pittsburgh	12/21/85
141**	Joe Morris vs. Pittsburgh	12/29/85
110	Joe Morris at L.A. Raiders	9/21/86
116	Joe Morris at Seattle	10/19/86
181	Joe Morris vs. Washington	10/27/86
181	Joe Morris vs. Dallas	11/2/86
111	Joe Morris at Phila.	11/9/86
106	Joe Morris vs. Denver	11/23/86
179	Joe Morris vs. St. Louis	12/14/86
115	Joe Morris vs. G.B.	12/20/86
159**	Joe Morris vs. S.F.	1/4/87
132	Joe Morris vs. Jets	12/27/87
107	Joe Morris at Dallas	9/18/88
122	Joe Morris vs. Phoenix	12/4/88
140	Joe Morris vs. Kansas City	12/11/88
101	Ottis Anderson vs. Wash.	10/15/89
120**	Ottis Anderson vs. L.A. Rams	1/7/90
105	Rodney Hampton vs. Buffalo	12/15/90
102**	Ottis Anderson vs. Buffalo	1/27/91
104	Rodney Hampton vs. Cleve.	9/22/91
137	Rodney Hampton vs. Pho.	10/6/91
140	Rodney Hampton vs. Hou.	12/21/91
167	Rodney Hampton vs. Pho.	10/11/92
138	Rodney Hampton at Wash.	11/1/92
134	Rodney Hampton vs. TB	9/12/93
134	Rodney Hampton vs. Rams	9/19/93
104	Lewis Tillman at Wash.	10/10/93
169	Lewis Tillman vs. Phila.	10/17/93
101	Rodney Hampton at Phila.	11/21/93
173	Rodney Hampton vs. Ind.	12/12/93
114	Rodney Hampton vs. Dallas	1/2/94
161	Rodney Hampton vs. Minn.	1/9/94
112	Rodney Hampton at Rams	10/16/94
138	Rodney Hampton vs. Det.	10/30/94
122	Rodney Hampton at Hou.	11/21/94
106	Rodney Hampton at Wash.	11/27/94
149	Rodney Hampton vs. N.O.	9/24/95
187	Rodney Hampton at Dallas	12/17/95
103	Tyrone Wheatley at Arizona	10/12/97
114	Charles Way vs. Arizona	11/16/97
114	Tiki Barber at Philadelphia	12/7/97
108	Gary Brown vs. Arizona	10/18/98
119	Gary Brown at Dallas	11/8/98
124	Gary Brown at Arizona	12/6/98
112	Gary Brown vs. Denver	12/13/98
103	Gary Brown vs. Kansas City	12/20/98
112	Gary Brown at Philadelphia	12/27/98
111	Joe Montgomery vs. Jets	12/5/99
144	Tiki Barber vs. Arizona	9/3/00
108	Ron Dayne vs. Dallas	10/15/00
111	Ron Dayne vs. New Orleans	9/30/01
118	Tiki Barber at Arizona	11/11/01
124	Tiki Barber vs. Oakland	11/25/01
110	Tiki Barber at Dallas	12/09/01
101	Tiki Barber vs. Jacksonville	11/03/02
127	Tiki Barber at Minnesota	11/10/02
147	Tiki Barber at Houston	11/24/02
203	Tiki Barber vs. Philadelphi	12/28/02
146	Tiki Barber vs. St. Louis	9/7/03
126	Tiki Barber at Washington	9/21/03
120	Tiki Barber vs. Atlantq	11/9/03
111	Tiki Barber at Philadelphia	11/16/03
125	Tiki Barber at Philadelphia	11/16/03
106	Tiki Barber vs. Cleveland	9/26/04
182	Tiki Barber at Green Bay	10/3/04
122	Tiki Barber at Dallas	10/10/04
101	Tiki Barber at Minnesota	10/31/04
108	Tiki Barber at Arizona	11/14/04
107	Tiki Barber vs. Atlanta	11/21/04
110	Tiki Barber vs. Philadelphia	11/28/04
109	Tiki Barber at Cincinnati	12/26/04

128	Tiki Barber vs. St. Louis	10/2/05
206	Tiki Barber vs. Washington	10/30/05
112	Tiki Barber vs. Philadelphia	11/20/05
151	Tiki Barber at Seattle	11/27/05
115	Tiki Barber vs. Dallas	12/4/05
124	Tiki Barber at Philadelphia	12/11/05
220*	Tiki Barber vs. Kansas City	12/17/05
203	Tiki Barber at Oakland	12/31/05
110	Tiki Barber vs. Indianapolis	9/10/06
123	Tiki Barber vs. Washington	10/08/06
185	Tiki Barber at Atlanta	10/15/06
114	Tiki Barber at Dallas	10/23/06
115	Tiki Barber vs. Houston	11/5/06
141	Tiki Barber vs. Chicago	11/12/06
112	Tiki Barber at Carolina	12/10/06
234*	Tiki Barber at Washington	12/30/06
137**	Tiki Barber at Philadelphia	1/07/07
100	Brandon Jacobs vs. Jets	10/7/07
107	Brandon Jacobs vs. San Francisco	10/21/07
131	Brandon Jacobs at Miami	10/28/07
154	Derrick Ward at Chicago	12/2/07
130	Brandon Jacobs vs. Washington	12/16/07
151	Ahmad Bradshaw at Buffalo	12/23/07
143	Brandon Jacobs at Buffalo	12/23/07
116	Brandon Jacobs vs. Washington	9/4/08
136	Brandon Jacobs vs. Seattle	10/5/08
101	Derrick Ward at Cleveland	10/13/08
117	Brandon Jacobs vs. Dallas	11/2/08

GIANTS HONOR ROLL RUSHING (11/9/2008-PRESENT)
100 YARDS OR MORE IN A GAME, CHRONOLOGICALLY

*Team Record

**Postseason Game

126	Brandon Jacobs at Philadelphia	11/9/08
215	Derrick Ward vs. Carolina	12/21/08
104	Ahmad Bradshaw at Tampa Bay	9/27/09
110	Ahmad Bradshaw vs. Oakland	10/4/09
129	Ahmad Bradshaw vs. Chicago	10/3/10
133	Ahmad Bradshaw vs. Detroit	10/17/10
126	Ahmad Bradshaw at Dallas	10/25/10
103	Brandon Jacobs vs. Washington	12/5/10
116	Brandon Jacobs at Minnesota	12/13/10
103	Ahmad Bradshaw at Minnesota	12/13/10
104	Ahmad Bradshaw vs. Buffalo	10/16/11
101	Brandon Jacobs at Dallas	12/11/11
113	Andre Brown at Carolina	9/20/12
200	Ahmad Bradshaw vs. Cleveland	10/7/12
116	Ahmad Bradshaw at San Francisco	10/14/12
103	Ahmad Bradshaw at Washington	12/3/12
100	David Wilson vs. New Orleans	12/9/12
107	Ahmad Bradshaw vs. Philadelphia	12/30/12
106	Brandon Jacobs at Chicago	10/10/13
115	Andre Brown vs. Oakland	11/10/13
127	Andre Brown vs. Dallas	11/24/13
176	Rashad Jennings vs. Houston	9/21/14
131	Andre Williams at Tennessee	12/7/14
110	Andre Williams at St. Louis	12/21/14
107	Rashad Jennings vs. Carolina	12/20/15
170	Rashad Jennings vs. Philadelphia	1/3/16
121	Paul Perkins at Washington	1/1/17
117	Orleans Darkwa at Denver	10/15/17
154	Orleans Darkwa vs. Washington	12/31/17
106	Saquon Barkley vs. Jacksonville	9/9/18
130	Saquon Barkley vs. Philadelphia	10/11/18
142	Saquon Barkley vs. Tampa Bay	11/18/18
101	Saquon Barkley at Philadelphia	11/25/18
125	Saquon Barkley vs. Chicago	12/2/18
170	Saquon Barkley at Washington	12/9/18
109	Saquon Barkley vs. Dallas	12/30/18
120	Saquon Barkley at Dallas	9/8/19
107	Saquon Barkley vs. Buffalo	9/15/19
112	Saquon Barkley vs. Miami	12/15/19
135	Wayne Gallman Jr. at Seattle	12/6/20
102	Saquon Barkley at Chicago	1/2/22
164	Saquon Barkley at Tennessee	9/11/22
146	Saquon Barkley vs. Chicago	10/2/22
110	Saquon Barkley at Jacksonville	10/23/22
152	Saquon Barkley vs. Houston	11/13/22

GIANTS PASSING HONOR ROLL
300 YARDS OR MORE IN A GAME, CHRONOLOGICALLY

*Team Record

**Postseason Game

341	Paul Governali vs. Phil.	11/9/47
363	Charlie Conerly at Pitt.	12/5/48
357	Charlie Conerly at G.B.	11/13/49
321	Charlie Conerly at Rams	9/26/59
315	Y.A. Tittle at Wash.	10/1/61
307	Y.A. Tittle vs. Phil.	11/12/61
314	Y.A. Tittle vs. Pitt.	11/19/61
332	Y.A. Tittle at Pitt.	9/30/62
505	Y.A. Tittle vs. Wash.	10/28/62
315	Y.A. Tittle at Dall.	11/11/62
341	Y.A. Tittle vs. Dall.	12/16/62
324	Y.A. Tittle at Wash.	10/6/63
308	Y.A. Tittle vs. Pitt.	12/15/63
348	Fran Tarkenton vs. N.O.	10/8/67
325	Fran Tarkenton vs. St. Louis	12/8/68
320	Fran Tarkenton vs. Wash.	11/15/70
302	Fran Tarkenton at Pitt.	11/21/71
372	Randy Johnson vs. Phil.	12/19/71
348	Randy Johnson at St. Louis	10/28/73
300	Phil Simms vs. S.F.	10/14/79
351	Phil Simms vs. Dallas	11/9/80
322	Phil Simms vs. G.B.	11/16/80
324	Phil Simms vs. N. Orleans	9/20/81
310	Scott Brunner vs. Atlanta	9/12/82
326	Scott Brunner at St. Louis	12/26/82
395	Scott Brunner vs. San Diego	10/2/83
325	Jeff Rutledge vs. Dallas	10/30/83
346	Scott Brunner at Raiders	11/27/83
349	Jeff Rutledge vs. Seattle	12/11/83
324	Jeff Rutledge at Wash.	12/17/83
409	Phil Simms vs. Phila.	9/2/84
347	Phil Simms at Wash.	9/16/84
339	Phil Simms vs. Wash.	10/28/84
343	Phil Simms vs. Kansas City	11/25/84
432	Phil Simms vs. Dallas	10/6/85
513*	Phil Simms at Cincinnati	10/13/85
329	Phil Simms at Dallas	12/15/85
300	Phil Simms at Dallas	9/8/86
300	Phil Simms vs. San Diego	9/14/86
310	Phil Simms at Minn.	11/16/86
388	Phil Simms at S.F.	12/1/86
359	Phil Simms at St. Louis	12/13/87
309	Phil Simms vs. L.A. Rams	9/25/88
324	Phil Simms at Phil.	10/10/88
320	Phil Simms vs. Detroit	10/16/88
326	Phil Simms at S.F.	11/27/89
368	Jeff Hostetler at Dallas	9/29/91
337	Phil Simms vs. Phoenix	11/28/93
341	Kerry Collins vs. NY Jets	12/5/99
316	Kerry Collins at Dallas	1/2/00
350	Kerry Collins vs. Detroit	11/19/00
333	Kerry Collins vs. Pitt.	12/10/00
321	Kerry Collins vs. Jacksonville	12/23/00
381**	Kerry Collins vs. Minnesota	1/14/01
346	Kerry Collins at Washington	10/28/01
321	Kerry Collins at Minnesota	11/19/01
338	Kerry Collins vs. Seattle	12/23/01
303	Kerry Collins at Phil.	12/30/01
386	Kerry Collins vs. G.B.	1/06/02
342	Kerry Collins vs. San Francisco	9/05/02
307	Kerry Collins at St. Louis	9/15/02
300	Kerry Collins at Minnesota	11/10/02
366	Kerry Collins at Indianapolis	12/22/02
314	Kerry Collins at New England	10/5/03
375	Kerry Collins at Minnesota	10/26/03
303	Kerry Collins at Jets	11/2/03
352	Eli Manning at San Diego	9/25/05
344	Eli Manning at Seattle	11/27/05
312	Eli Manning at Philadelphia	12/11/05
371	Eli Manning at Philadelphia	9/17/06
312	Eli Manning at Dallas	9/9/07
303	Eli Manning at Atlanta	10/15/07
305	Eli Manning at Washington	11/30/08
330	Eli Manning at Dallas	9/20/09
384	Eli Manning vs. Atlanta	11/22/09
390	Eli Manning vs. Philadelphia	12/13/09
386	Eli Manning vs. Tennessee	9/26/10
306	Eli Manning at Dallas	10/25/10
373	Eli Manning vs. Dallas	11/14/10
301	Eli Manning at Green Bay	12/26/10
321	Eli Manning at Arizona	10/2/11

420	Eli Manning vs. Seattle	10/9/11	118	Homer Jones at Cleveland	11/14/65
349	Eli Manning vs. Miami	10/30/11	182	Homer Jones at Washington	12/12/65
311	Eli Manning at San Francisco	11/13/11	173	Homer Jones at Pittsburgh	9/11/66
406	Eli Manning at New Orleans	11/28/11	146	Homer Jones vs. Washington	10/16/66
347	Eli Manning vs. Green Bay	12/4/11	111	Homer Jones vs. Pittsburgh	12/11/66
400	Eli Manning at Dallas	12/11/11	131	Joe Morrison vs. Dallas	12/18/66
346	Eli Manning vs. Dallas	1/1/12	175	Homer Jones at St. Louis	9/17/67
330**	Eli Manning at Green Bay	1/15/12	196	Homer Jones at Washington	10/1/67
316**	Eli Manning at San Francisco	1/22/12	123	Aaron Thomas vs. New Orleans	10/8/67
510	Eli Manning vs. Tampa Bay	9/16/12	125	Joe Morrison at Pittsburgh	10/15/67
309	Eli Manning at Philadelphia	9/30/12	110	Aaron Thomas vs. Cleveland	10/29/67
337	Eli Manning vs. Washington	10/21/12	149	Homer Jones at Minnesota	11/5/67
450	Eli Manning at Dallas	9/8/13	125	Homer Jones vs. St. Louis	12/17/67
362	Eli Manning vs. Denver	9/15/13	101	Homer Jones at Pittsburgh	9/15/68
334	Eli Manning vs. Philadelphia	10/6/13	179	Homer Jones vs. Washington	9/29/68
300	Eli Manning vs. Washington	9/25/14	116	Homer Jones vs. New Orleans	10/6/68
359	Eli Manning vs. Indianapolis	11/3/14	108	Homer Jones at Atlanta	10/13/68
338	Eli Manning vs. Dallas	11/23/14	109	Joe Morrison vs. St. Louis	12/8/68
391	Eli Manning at St. Louis	12/21/14	142	Homer Jones vs. St. Louis	12/8/68
429	Eli Manning vs. Philadelphia	12/28/14	107	Aaron Thomas vs. Dallas	12/15/68
441	Eli Manning vs. San Francisco	10/11/15	100	Homer Jones vs. Minnesota	9/21/69
350	Eli Manning at New Orleans	11/1/15	127	Aaron Thomas at St. Louis	11/9/69
361	Eli Manning vs. New England	11/15/15	110	Homer Jones vs. St. Louis	12/7/69
321	Eli Manning at Washington	11/29/15	134	Joe Morrison vs. Cleveland	12/21/69
337	Eli Manning at Miami	12/14/15	110	Clifton McNeil vs. St. Louis	10/25/70
302	Eli Manning vs. Philadelphia	1/3/16	150	Bob Tucker vs. St. Louis	10/25/70
368	Eli Manning vs. New Orleans	9/18/16	165	Tucker Frederickson vs. Washington	11/15/70
350	Eli Manning vs. Washington	9/25/16	151	Rich Houston at Green Bay	9/19/71
403	Eli Manning vs. Baltimore	10/16/16	111	Bobby Duhan at Dallas	10/11/71
356	Eli Manning at Philadelphia	12/22/16	108	Bob Tucker at Pittsburgh	11/21/71
366	Eli Manning at Philadelphia	9/24/17	160	Joe Morrison vs. Philadelphia	12/19/71
434	Eli Manning vs. Philadelphia	12/17/17	116	Bob Tucker vs. Philadelphia	12/19/71
326	Eli Manning at Carolina	10/7/18	176	Rich Houston vs. Dallas	9/24/72
399	Eli Manning at Atlanta	10/22/18	100	Bob Tucker vs. Philadelphia	11/26/72
316	Eli Manning vs. Washington	10/28/18	136	Bob Tucker vs. Philadelphia	9/23/73
309	Eli Manning at Indianapolis	12/23/18	137	Bob Grim at St. Louis	10/28/73
301	Eli Manning vs. Dallas	12/30/18	101	Ron Johnson at Washington	12/2/73
336	Daniel Jones at Tampa Bay	9/22/19	100	Walker Gillette vs. Philadelphia	12/8/74
332	Daniel Jones at Detroit	10/27/19	100	Walker Gillette vs. St. Louis	10/25/75
308	Daniel Jones at NY Jets	11/10/19	105	Walker Gillette at Washington	9/12/76
352	Daniel Jones at Washington	12/22/19	132	Doug Kotar at St. Louis	10/3/76
301	Daniel Jones vs. Philadelphia	12/29/19	102	Jimmy Robinson vs. Philadelphia	10/31/76
402	Daniel Jones at New Orleans	10/3/21	118	Jimmy Robinson at Atlanta	10/2/77
341	Daniel Jones vs. Detroit	11/20/22	110	Johnny Perkins at Tampa Bay	9/2/78
334	Daniel Jones at Minnesota	12/24/22	100	Jimmy Robinson vs. Dallas	9/10/78
301**	Daniel Jones at Minnesota	1/15/23	169	Earnest Gray vs. San Francisco	10/14/79
			107	Earnest Gray at Kansas City	10/21/79
			174	Earnest Gray at St. Louis	9/7/80
			137	Mike Friede vs. Dallas	11/9/80
			119	Earnest Gray vs. Green Bay	11/16/80
			108	Mike Friede vs. Green Bay	11/16/80
			114	Earnest Gray at Seattle	12/7/80
			118	Johnny Perkins vs. New Orleans	9/20/81
			101	Gary Shirk vs. New Orleans	9/20/81
			129	Johnny Perkins at Dallas	9/27/81
			126	Johnny Perkins at Atlanta	10/2/81
			118**	Earnest Gray at San Francisco	1/3/82
			121**	Johnny Perkins at San Francisco	1/3/82
			102	Butch Woolfolk vs. Houston	12/5/82
			148	Floyd Eddings vs. Philadelphia	12/11/82
			124	Earnest Gray at Dallas	9/18/83
			159	Earnest Gray vs. San Diego	10/2/83
			111	Earnest Gray at Kansas City	10/16/83
			135	Butch Woolfolk vs. Dallas	10/30/83
			145	Earnest Gray vs. Washington	11/13/83
			119	Byron Williams at L.A. Raiders	11/27/83
			134	Earnest Gray at L.A. Raiders	11/27/83
			103	Byron Williams vs. Seattle	12/11/83
			124	Byron Williams at Washington	12/17/83
			137	Bobby Johnson vs. Philadelphia	9/2/84
			167	Byron Williams vs. Philadelphia	9/2/84
			117	Bobby Johnson at Washington	9/16/84
			112	Earnest Gray at L.A. Rams	9/30/84
			120	Lionel Manuel at Atlanta	10/14/84
			128	Earnest Gray vs. Washington	10/28/84
			102	Lionel Manuel at Dallas	11/04/84
			126	Zeke Mowatt vs. Kansas City	11/25/84
			105	Lionel Manuel at Green Bay	9/15/85
			129	Lionel Manuel vs. Dallas	10/6/85
			104	Bobby Johnson vs. Dallas	10/6/85
			111	Lionel Manuel at Cincinnati	10/13/85

GIANTS RECEIVING HONOR ROLL (1960-11/12/2000)
100 YARDS OR MORE IN A GAME, CHRONOLOGICALLY (SINCE 1960)

*Team Record

**Postseason Game

135	Kyle Rote at St. Louis	10/2/60
116	Kyle Rote at Pittsburgh	10/9/60
124	Kyle Rote at Philadelphia	11/27/60
180	Bob Schnelker vs. Cleveland	12/18/60
105	Kyle Rote at Washington	10/1/61
103	Del Shofner at Washington	10/1/61
122	Del Shofner vs. Washington	11/5/61
137	Del Shofner vs. Philadelphia	11/12/61
129	Kyle Rote vs. Pittsburgh	11/19/61
100	Joe Walton at Philadelphia	12/10/61
135	Del Shofner at Philadelphia	9/23/62
101	Alex Webster at Pittsburgh	9/30/62
127	Frank Gifford vs. Washington	10/28/62
269*	Del Shofner vs. Washington	10/28/62
158	Del Shofner at Dallas	11/11/62
125	Del Shofner at Washington	11/25/62
155	Alex Webster vs. Dallas	12/16/62
101	Phil King at Baltimore	9/15/63
107	Del Shofner at Washington	10/6/63
105	Joe Walton vs. Dallas	10/20/63
108	Del Shofner at Cleveland	10/27/63
119	Del Shofner vs. Philadelphia	11/10/63
159	Del Shofner vs. San Francisco	11/17/63
106	Del Shofner vs. St. Louis	11/24/63
110	Del Shofner vs. Pittsburgh	12/15/63
122	Joe Morrison vs. St. Louis	11/1/64
121	Aaron Thomas vs. Minnesota	12/6/64
147	Joe Morrison vs. Cleveland	12/12/64
117	Aaron Thomas at Minnesota	10/9/65
145	Aaron Thomas vs. Philadelphia	10/17/65
102	Homer Jones vs. Philadelphia	10/17/65

176	Mark Bavaro at Cincinnati	10/13/85	127	Jeremy Shockey at Seattle	11/27/05
128	Phil McConkey at Dallas	12/15/85	109	Plaxico Burress at Seattle	11/27/05
105	Bobby Johnson at Dallas	9/8/86	107	Jeremy Shockey at Philadelphia	12/11/05
106	Mark Bavaro at L.A. Raiders	9/21/86	128	Plaxico Burress at Oakland	12/31/05
110	Mark Bavaro vs. New Orleans	9/28/86	137	Amani Toomer at Philadelphia	9/17/06
116	Stacy Robinson @ San Francisco	12/1/86	114	Plaxico Burress at Philadelphia	9/17/06
111	Mark Bavaro @ Washington	12/7/86	120	Plaxico Burress vs. Philadelphia	12/17/06
151	Lionel Manuel at Dallas	11/2/87	144	Plaxico Burress at Dallas	9/9/07
105	Lionel Manuel at Philadelphia	11/15/87	124	Plaxico Burress vs. Jets	10/7/07
102	Mark Bavaro at Philadelphia	11/15/87	129	Jeremy Shockey vs. Dallas	11/11/07
100	Stephen Baker at New Orleans	11/22/87	136	Plaxico Burress at Philadelphia	12/9/07
133	Mark Bavaro vs. Philadelphia	12/6/87	151*	Plaxico Burress at Green Bay	1/20/08
137	Mark Bavaro at St. Louis	12/13/87	133	Plaxico Burress vs. Washington	9/4/08
109	Mark Bavaro vs. Jets	12/27/87	102	Domenik Hixon vs. Seattle	10/5/08
142	Lionel Manuel at Dallas	9/18/88	150	Mario Manningham at Dallas	9/20/09
103	Odessa Turner at Washington	10/2/88	134	Steve Smith at Dallas	9/20/09
148	Mark Bavaro at Philadelphia	10/10/88	134	Steve Smith at Kansas City	10/4/09
104	Stephen Baker at Atlanta	10/23/88	114	Hakeem Nicks at New Orleans	10/18/09
106	Lionel Manuel vs. Dallas	11/6/88	126	Mario Manningham vs. Atlanta	11/22/09
134	Stephen Baker at New Orleans	11/27/88	110	Steve Smith vs. Dallas	12/6/09
126	Lionel Manuel vs. Philadelphia	12/3/89	110	Hakeem Nicks vs. Philadelphia	12/13/09
109	Stephen Baker at Washington	10/14/90	103	Steve Smith vs. Tennessee	9/26/10
142	Mark Ingram at Dallas	9/29/91	110	Hakeem Nicks vs. Chicago	10/3/10
116	Mark Ingram at Cincinnati	12/1/91	130	Hakeem Nicks at Houston	10/10/10
109	Stephen Baker at Chicago	9/21/92	108	Hakeem Nicks at Dallas	10/25/10
105	Ed McCaffrey at Dallas	11/26/92	101	Steve Smith at Dallas	10/25/10
124	Mike Sherrard at Washington	10/10/93	128	Hakeem Nicks at Seattle	1/7/10
113	Mark Jackson vs. Phoenix	11/28/93	113	Mario Manningham vs. Philadelphia	12/19/10
109	Mike Sherrard at Houston	11/21/94	132	Mario Manningham at Green Bay	12/26/10
101	Mike Sherrard at Cleveland	12/4/94	101	Mario Manningham at Washington	1/2/11
100	Chris Calloway at Kansas City	9/10/95	122	Hakeem Nicks at Washington	9/11/11
128	Mike Sherrard at Seattle	11/5/95	110	Victor Cruz at Philadelphia	9/25/11
126	Thomas Lewis at Philadelphia	11/19/95	162	Hakeem Nicks at Arizona	10/2/11
125	Thomas Lewis at Washington	10/20/96	161	Victor Cruz vs. Seattle	10/9/11
108	Chris Calloway at Washington	10/20/96	128	Victor Cruz vs. Philadelphia	11/20/11
145	Chris Calloway at Detroit	10/19/97	157	Victor Cruz at New Orleans	11/28/11
100	Kevin Alexander vs. Cincinnati	10/26/97	119	Victor Cruz vs. Green Bay	12/4/11
141	Ike Hilliard at San Francisco	11/30/98	163	Hakeem Nicks at Dallas	12/11/11
114	Ike Hilliard vs. Washington	9/19/99	164	Victor Cruz at Jets	12/24/11
105	Amani Toomer vs. Washington	9/19/99	178	Victor Cruz vs. Dallas	1/1/12
123	Amani Toomer vs. Philadelphia	10/3/99	115**	Hakeem Nicks vs. Atlanta	1/8/12
101	Ike Hilliard at Washington	11/21/99	165**	Hakeem Nicks at Green Bay	1/15/12
181	Amani Toomer vs. Jets	12/5/99	142**	Victor Cruz at San Francisco	1/22/12
121	Ike Hilliard vs. Jets	12/5/99	109**	Hakeem Nicks vs. New England	2/5/12
162	Amani Toomer at St. Louis	12/19/99	179	Victor Cruz vs. Tampa Bay	9/16/12
GIANTS RECEIVING HONOR ROLL (11/19/2000-PRESENT)			199	Hakeem Nicks vs. Tampa Bay	9/16/12
100 YARDS OR MORE IN A GAME, CHRONOLOGICALLY			138	Ramses Barden at Carolina	9/20/12
*Team Record			109	Victor Cruz at Philadelphia	9/30/12
**Postseason Game			131	Victor Cruz vs. Washington	10/21/12
108	Amani Toomer vs. Detroit	11/19/00	104	Victor Cruz at Washington	12/3/12
136	Amani Toomer vs. Pittsburgh	12/10/00	121	Victor Cruz vs. New Orleans	12/9/12
193	Amani Toomer vs. Jacksonville	12/23/00	118	Victor Cruz at Dallas	9/8/13
155*	Ike Hilliard vs. Minnesota	1/14/01	114	Hakeem Nicks at Dallas	9/8/13
109	Amani Toomer at Washington	10/28/01	101	Rueben Randle at Dallas	9/8/13
106	Ike Hilliard at Minnesota	11/19/01	118	Victor Cruz vs. Denver	9/15/13
124	Amani Toomer vs. Seattle	12/23/01	164	Victor Cruz at Kansas City	9/29/13
105	Ike Hilliard vs. Seattle	12/23/01	142	Hakeem Nicks vs. Philadelphia	10/6/13
134	Amani Toomer vs. San Francisco	9/05/02	110	Victor Cruz vs. Green Bay	11/17/13
100	Amani Toomer vs. Seattle	9/22/02	135	Hakeem Nicks at San Diego	12/8/13
107	Ron Dixon at Minnesota	11/10/02	107	Victor Cruz vs. Houston	9/21/14
111	Jeremy Shockey vs. Washington	11/17/02	108	Victor Cruz at Washington	9/25/14
113	Amani Toomer at Houston	11/24/02	156	Odell Beckham Jr. vs. Indianapolis	11/3/14
104	Amani Toomer vs. Tennessee	12/1/02	108	Odell Beckham Jr. at Seattle	11/9/14
204	Amani Toomer at Indianapolis	12/22/02	112	Rueben Randle vs. San Francisco	11/16/14
116	Jeremy Shockey at Indianapolis	12/22/02	146	Odell Beckham Jr. vs. Dallas	11/23/14
136**	Amani Toomer at San Francisco	1/5/03	130	Odell Beckham Jr. at Tennessee	12/7/14
126	Amani Toomer vs. Dallas	9/15/03	143	Odell Beckham Jr. vs. Washington	12/14/14
110	Jeremy Shockey vs. Miami	10/5/03	148	Odell Beckham Jr. at St. Louis	12/21/14
100	Ike Hilliard at Minnesota	10/26/03	132	Rueben Randle at St. Louis	12/21/14
127	Amani Toomer at Jets	11/2/03	185	Odell Beckham Jr. vs. Philadelphia	12/28/14
106	David Tyree at Philadelphia	11/16/03	158	Rueben Randle vs. Philadelphia	12/28/14
110	Amani Toomer vs. Buffalo	11/30/03	146	Odell Beckham Jr. vs. Atlanta	9/20/15
126	Amani Toomer vs. Cleveland	9/26/04	116	Rueben Randle vs. Washington	9/24/15
102	Tiki Barber vs. Detroit	10/24/04	121	Odell Beckham Jr. vs. San Francisco	10/11/15
100	Amani Toomer at Arizona	11/14/04	130	Odell Beckham Jr. at New Orleans	11/1/15
102	Jamaar Taylor vs. Philadelphia	11/28/04	105	Odell Beckham Jr. at Tampa Bay	11/8/15
101	Jeremy Shockey at San Diego	9/25/05	104	Odell Beckham Jr. vs. New England	11/15/15
204	Plaxico Burress vs. St. Louis	10/2/05	142	Odell Beckham Jr. at Washington	11/29/14
129	Jeremy Shockey at Dallas	10/16/05	149	Odell Beckham Jr. vs. Jets	12/6/15
111	Tiki Barber vs. Minnesota	11/13/05	166	Odell Beckham Jr. at Miami	12/14/15
113	Plaxico Burress vs. Philadelphia	11/20/05	117	Sterling Shepard vs. New Orleans	9/18/16

121	Odell Beckham Jr. vs. Washington	9/25/16
222	Odell Beckham Jr. vs. Baltimore	10/16/16
100	Odell Beckham Jr. at Pittsburgh	12/4/16
150	Odell Beckham Jr. at Philadelphia	12/22/16
142	Sterling Shepard at San Francisco	11/5/17
139	Sterling Shepard vs. Philadelphia	12/17/17
111	Odell Beckham Jr. vs. Jacksonville	9/9/18
109	Odell Beckham Jr. at Houston	9/23/18
131	Odell Beckham Jr. at Carolina	10/7/18
143	Odell Beckham Jr. at Atlanta	10/22/18
167	Sterling Shepard at Atlanta	10/22/18
136	Odell Beckham Jr. vs. Washington	10/28/18
113	Sterling Shepard at Indianapolis	12/23/18
116	Evan Engram at Dallas	9/8/19
100	Sterling Shepard vs. Tampa Bay	9/22/19
113	Evan Engram vs. Tampa Bay	9/22/19
102	Golden Tate at New England	10/10/19
121	Darius Slayton at Jets	11/10/19
154	Darius Slayton at Philadelphia	12/9/19
111	Sterling Shepard vs. Miami	12/15/19
102	Darius Slayton vs. Pittsburgh	9/14/20
129	Darius Slayton at Dallas	10/11/20
129	Evan Engram at Cincinnati	11/29/20
112	Sterling Shepard vs. Dallas	1/2/21
113	Sterling Shepard vs. Denver	9/12/21
116	Kenny Golladay at New Orleans	10/2/21
189	Kadarius Toney at Dallas	10/10/21
105**	Isaiah Hodgins at Minnesota	1/15/23

YEARLY LEADERS

SCORING YEAR	PLAYER	TD	PAT	FG	PTS
1925	Jack McBride	2	7	2	25
1926	Jack McBride	5	15	1	48
1927	Jack McBride	6	15	2	57
1928	Jack McBride	5	0	0	30
1929	Henry Haines	11	0	0	66
1930	Len Sedbrook	7	12	1	57
1931	Hap Moran	5	8	1	35
1932	Ray Flaherty	5	0	0	30
1933	Ken Strong	6	13	5	64
1934	Ken Strong	6	8	4	56
1935	Dale Burnett	6	0	0	36
1936	Tillie Manton	1	15	0	21
1937	Ward Cuff	4	0	2	30
1938	Ward Cuff	2	18	5	45
1939	Ward Cuff	2	6	7	39
1940	Ward Cuff	2	9	5	36
1941	Ward Cuff	2	19	5	46
1942	Ward Cuff	2	18	3	39
1943	Bill Paschal	12	0	0	72
1944	Bill Paschal	9	0	0	54
1945	Frank Liebel	10	0	0	60
1946	Ken Strong	0	32	4	44
1947	Ken Strong	0	24	2	30
1948	Bill Swiacki	10	0	0	60
1949	Gene Roberts	17	0	0	102
1950	Ray Poole	0	30	5	45
1951	Ray Poole	0	30	12	66
1952	Ray Poole	0	26	10	56
1953	Frank Gifford	9	2	1	47
1954	Ben Agajanian	0	35	13	74
1955	Ben Agajanian	0	32	10	62
1956	Frank Gifford	0	8	1	65
1957	Ben Agajanian	0	32	10	62
1958	Pat Summerall	0	28	12	64
1959	Pat Summerall	0	30	20	90
1960	Pat Summerall	0	32	13	71
1961	Pat Summerall	0	46	14	88
1962	Don Chandler	0	*47	19	104
1963	Don Chandler	0	52	18	106
1964	Don Chandler	0	27	9	54
1965	Tucker Frederickson	6	0	0	36
	Homer Jones	6	0	0	36
1966	Pete Gogolak	0	29	16	77
1967	Homer Jones	14	0	0	84
1968	Pete Gogolak	0	36	14	78
1969	Pete Gogolak	0	33	11	66
	Joe Morrison	11	0	0	66
1970	Pete Gogolak	0	32	25	107

1971	Pete Gogolak	0	30	6	48
1972	Pete Gogolak	0	34	21	97
1973	Pete Gogolak	0	25	17	76
1974	Pete Gogolak	0	21	10	51
1975	George Hunt	0	24	6	42
1976	Joe Danelo	0	20	8	44
1977	Joe Danelo	0	19	14	61
1978	Joe Danelo	0	27	21	90
1979	Billy Taylor	11	0	0	66
1980	Joe Danelo	0	27	16	75
1981	Joe Danelo	0	31	24	103
1982	Joe Danelo	0	18	12	54
1983	Ali Haji-Sheikh	0	22	*35	127
1984	Ali Haji-Sheikh	0	32	17	83
1985	Joe Morris	21	0	0	126
1986	Raul Allegre	0	33	24	105
1987	Raul Allegre	0	25	17	76
1988	Paul McFadden	0	25	14	67
1989	Ottis Anderson	14	0	0	84
1990	Matt Bahr	0	29	17	80
1991	Matt Bahr	0	24	22	90
1992	Rodney Hampton	14	0	0	84
1993	David Treadwell	0	28	25	103
1994	David Treadwell	0	22	11	55
1995	Brad Daluiso	0	28	20	88
1996	Brad Daluiso	0	22	24	94
1997	Brad Daluiso	0	27	22	93
1998	Brad Daluiso	0	32	21	95
1999	Carey Blanchard	0	19	18	73
2000	Brad Daluiso	0	34	17	85
2001	Morten Andersen	0	29	23	98
2002	Matt Bryant	0	30	26	108
2003	Matt Bryant	0	17	11	50
2004	Steve Christie	0	33	22	99
2005	Jay Feely	0	43	*35	*148
2006	Jay Feely	0	38	23	107
2007	Lawrence Tynes	0	40	23	109
2008	John Carney	0	38	35	143
2009	Lawrence Tynes	0	45	27	126
2010	Lawrence Tynes	0	43	19	100
2011	Lawrence Tynes	0	43	19	100
2012	Lawrence Tynes	0	46	33	1445
2013	Josh Brown	0	31	23	100
2014	Josh Brown	0	44	24	116
2015	Josh Brown	0	44	30	134
2016	Odell Beckham Jr.	10	0	0	60
2017	Aldrick Rosas	0	20	18	74
2018	Aldrick Rosas	0	31	32	127
2019	Aldrick Rosas	0	33	11	66
2020	Graham Gano	0	21	31	114
2021	Graham Gano	0	17	29	104
2022	Graham Gano	0	32	29	119

*Single Season Club Record

RUSHING YEAR	PLAYER	YDS	ATT	TD
1932	John McBride	302	84	1
1933	Harry Newman	437	130	3
1934	Harry Newman	483	141	3
1935	Elvin Richards	449	153	4
1936	Tuffy Leemans	830	206	2
1937	Hank Soar	442	120	2
1938	Tuffy Leemans	463	121	4
1939	Tuffy Leemans	429	128	3
1940	Tuffy Leemans	474	132	1
1941	Tuffy Leemans	332	100	4
1942	Merle Hapes	363	95	3
1943	Bill Paschal	572	147	10
1944	Bill Paschal	737	196	9
1945	Bill Paschal	247	59	2
1946	Frank Filchock	371	98	2
1947	Gene Roberts	296	86	1
1948	Gene Roberts	491	145	0
1949	Gene Roberts	634	152	9
1950	Eddie Price	703	126	4
1951	Eddie Price	971	271	7
1952	Eddie Price	748	183	5
1953	Sonny Grandelius	278	108	1
1954	Eddie Price	555	135	2
1955	Alex Webster	634	128	5
1956	Frank Gifford	819	159	5
1957	Frank Gifford	528	136	5

1958	Frank Gifford	468	115	8
1959	Frank Gifford	540	106	3
1960	Mel Triplett	573	124	4
1961	Alex Webster	928	196	2
1962	Alex Webster	743	207	5
1963	Phil King	613	161	3
1964	Ernie Wheelwright	402	100	0
1965	Tucker Frederickson	659	195	5
1966	Joe Morrison	327	94	0
1967	Ernie Koy	704	146	4
1968	Tucker Frederickson	486	142	1
1969	Joe Morrison	387	107	4
1970	Ron Johnson	1,027	263	8
1971	Bobby Duhon	344	93	1
1972	Ron Johnson	1,182	298	9
1973	Ron Johnson	902	260	6
1974	Joe Dawkins	561	156	2
1975	Joe Dawkins	438	129	2
1976	Doug Kotar	731	185	3
1977	Bob Hammond	577	154	3
1978	Doug Kotar	625	149	1
1979	Billy Taylor	700	198	7
1980	Billy Taylor	580	147	4
1981	Rob Carpenter	748	190	5
1982	Butch Woolfork	439	112	2
1983	Butch Woolfork	857	246	2
1984	Rob Carpenter	795	250	7
1985	Joe Morris	1,336	194	*21
1986	Joe Morris	1,516	341	14
1987	Joe Morris	658	193	3
1988	Joe Morris	1,083	307	5
1989	Ottis Anderson	1,023	325	14
1990	Ottis Anderson	784	225	11
1991	Rodney Hampton	1,059	256	10
1992	Rodney Hampton	1,141	247	14
1993	Rodney Hampton	1,077	292	5
1994	Rodney Hampton	1,075	327	6
1995	Rodney Hampton	1,182	306	10
1996	Rodney Hampton	827	254	1
1997	Charles Way	698	151	4
1998	Gary Brown	1,063	247	5
1999	Joe Montgomery	348	115	3
2000	Tiki Barber	1,006	213	8
2001	Tiki Barber	865	166	4
2002	Tiki Barber	1,387	304	11
2003	Tiki Barber	1,216	278	2
2004	Tiki Barber	1,518	322	13
2005	Tiki Barber	*1,860	*357	9
2006	Tiki Barber	1,662	327	5
2007	Brandon Jacobs	1,009	202	4
2008	Brandon Jacobs	1,089	219	15
2009	Brandon Jacobs	835	224	5
2010	Ahmad Bradshaw	1,235	276	8
2011	Ahmad Bradshaw	659	171	9
2012	Ahmad Bradshaw	1,015	221	6
2013	Andre Brown	492	139	3
2014	Andre Williams	721	217	7
2015	Rashad Jennings	863	195	3
2016	Rashad Jennings	593	181	3
2017	Orleans Darkwa	751	171	5
2018	Saquon Barkley	1,307	261	11
2019	Saquon Barkley	1,003	217	6
2020	Wayne Gallman Jr.	682	147	6
2021	Saquon Barkley	593	162	2
	Devontae Booker	593	145	2
2022	Saquon Barkley	1,312	295	10

*Single Season Club Record

PASSING

YEAR	PLAYER	ATT	COMP	YDS	TD	INT
1932	John McBride	74	36	363	6	9
1933	Harry Newman	136	53	973	11	17
1934	Harry Newman	93	35	391	1	12
1935	Ed Danowski	113	57	794	10	9
1936	Ed Danowski	104	47	515	5	10
1937	Ed Danowski	134	66	814	8	5
1938	Ed Danowski	129	70	848	7	8
1939	Ed Danowski	101	42	437	3	6
1940	Ed Miller	73	35	505	4	7
1941	Tuffy Leemans	66	31	475	4	5
1942	Tuffy Leemans	69	35	555	7	4
1943	Tuffy Leemans	87	37	360	5	5

1944	Arnie Herber	86	36	651	6	8
1945	Arnie Herber	80	35	641	9	8
1946	Frank Filchok	169	87	1,262	12	*25
1947	Paul Governali	197	85	1,461	14	16
1948	Charlie Conerly	299	162	2,175	22	13
1949	Charlie Conerly	305	152	2,138	17	20
1950	Charlie Conerly	132	56	1,000	8	7
1951	Charlie Conerly	189	93	1,277	10	22
1952	Charlie Conerly	169	82	1,090	13	10
1953	Charlie Conerly	303	143	1,711	13	*25
1954	Charlie Conerly	210	103	1,439	17	11
1955	Charlie Conerly	202	98	1,310	13	13
1956	Charlie Conerly	174	90	1,143	10	7
1957	Charlie Conerly	232	128	1,712	11	11
1958	Charlie Conerly	184	88	1,199	10	9
1959	Charlie Conerly	194	113	1,706	14	4
1960	George Snow	155	76	1,263	11	13
1961	Y.A. Tittle	285	163	2,272	17	12
1962	Y.A. Tittle	375	200	3,224	33	20
1963	Y.A. Tittle	367	221	3,145	*36	14
1964	Y.A. Tittle	281	147	1,798	10	22
1965	Earl Morrall	302	155	2,446	22	12
1966	Gary Wood	170	81	1,142	6	13
1967	Fran Tarkenton	377	204	3,088	29	19
1968	Fran Tarkenton	337	182	2,555	21	12
1969	Fran Tarkenton	409	220	2,918	23	8
1970	Fran Tarkenton	389	219	2,777	19	12
1971	Fran Tarkenton	386	226	2,567	11	21
1972	Norm Snead	325	196	2,307	17	12
1973	Norm Snead	235	131	1,483	7	8
1974	Craig Morton	237	122	1,510	9	13
1975	Craig Morton	363	186	2,359	11	16
1976	Craig Morton	284	153	1,865	9	20
1977	Joe Pisarcik	241	103	1,346	4	14
1978	Joe Pisarcik	301	143	2,096	12	23
1979	Phil Simms	265	134	1,743	13	14
1980	Phil Simms	402	193	2,321	15	19
1981	Phil Simms	316	172	2,031	11	9
1982	Scott Brunner	298	161	2,017	10	9
1983	Scott Brunner	386	190	2,516	9	22
1984	Phil Simms	*533	*286	4,044	22	18
1985	Phil Simms	495	275	3,829	22	20
1986	Phil Simms	468	259	3,847	21	22
1987	Phil Simms	282	163	2,230	17	9
1988	Phil Simms	479	263	3,359	21	11
1989	Phil Simms	405	228	3,061	14	14
1990	Phil Simms	311	184	2,284	15	4
1991	Jeff Hostetler	285	179	2,032	5	4
1992	Jeff Hostetler	192	103	1,225	8	3
1993	Phil Simms	400	247	3,038	15	9
1994	Dave Brown	350	201	2,536	12	16
1995	Dave Brown	456	254	2,814	11	10
1996	Dave Brown	398	214	2,412	12	20
1997	Danny Kanell	294	156	1,740	11	9
1998	Danny Kanell	299	160	1,603	11	10
1999	Kerry Collins	332	191	2,316	8	11
2000	Kerry Collins	529	311	3,610	22	13
2001	Kerry Collins	568	327	3,764	19	16
2002	Kerry Collins	545	335	*4,073	19	14
2003	Kerry Collins	500	284	3,110	13	16
2004	Kurt Warner	277	174	2,054	6	4
2005	Eli Manning	557	294	3,762	24	17
2006	Eli Manning	522	301	3,244	24	18
2007	Eli Manning	529	297	3,336	23	20
2008	Eli Manning	479	289	3,238	21	10
2009	Eli Manning	509	317	4,021	27	14
2010	Eli Manning	539	339	4,002	31	*25
2011	Eli Manning	*589	*359	4,033	29	16
2012	Eli Manning	536	323	3,948	26	15
2013	Eli Manning	551	317	3,818	18	*27
2014	Eli Manning	*601	*379	4,410	30	14
2015	Eli Manning	*618	*387	4,432	35	14
2016	Eli Manning	598	377	4,027	26	16
2017	Eli Manning	571	352	3,468	19	13
2018	Eli Manning	576	380	4,299	21	11
2019	Daniel Jones	459	284	3,027	24	12
2020	Daniel Jones	448	280	2,943	11	10
2021	Daniel Jones	361	232	2,428	10	7
2022	Daniel Jones	472	317	3,205	15	5

*Single Season Club Record

RECEIVING

YEAR	PLAYER	NO	YDS	TD
1932	Ray Flaherty	21	350	5
1933	Dale Burnett	12	212	3
1934	Morris Badgro	16	206	1
1935	Tod Goodwin	26	432	4
1936	Dale Burnett	16	246	3
1937	Tuffy Leemans	11	157	1
1938	Hank Soar	13	164	2
	Dale Burnett	13	145	1
1939	Hank Soar	12	134	0
1940	Leland Shaffer	15	121	2
1941	Ward Cuff	19	317	2
1942	Ward Cuff	16	267	2
1943	Bill Walls	14	231	2
1944	O'Neal Adams	14	342	1
1945	Frank Liebel	22	593	10
1946	Roy Poole	24	307	3
1947	Roy Poole	23	395	4
1948	Bill Swiacki	39	550	10
1949	Bill Swiacki	47	652	4
1950	Bill Swiacki	20	280	3
1951	Joe Scott	23	356	2
1952	Bill Stribling	26	399	5
1953	Kyle Rote	26	440	5
	Eddie Price	26	233	1
1954	Bob Schnelker	30	550	8
1955	Frank Gifford	33	437	4
1956	Frank Gifford	51	603	4
1957	Frank Gifford	41	588	4
1958	Frank Gifford	29	330	2
1959	Frank Gifford	42	768	4
1960	Kyle Rote	42	750	2
1961	Del Shofner	68	1,125	11
1962*	Del Shofner	53	1,133	12
1963	Del Shofner	64	1,181	9
1964	Aaron Thomas	43	624	6
1965	Joe Morrison	41	574	4
1966	Homer Jones	48	1,044	8
1967	Aaron Thomas	51	877	9
1968	Homer Jones	45	1,057	7
1969	Joe Morrison	44	647	7
1970	Clifton McNeil	50	764	4
1971	Bob Tucker	59	791	4
1972	Bob Tucker	55	764	4
1973	Bob Tucker	50	681	5
1974	Joe Dawkins	46	332	3
1975	Walker Gillette	43	600	2
1976	Bob Tucker	42	498	1
1977	Jim Robinson	22	422	1
1978	Jim Robinson	32	620	2
	Johnny Perkins	32	514	3
1979	Gary Shirk	31	471	2
1980	Earnest Gray	52	777	10
1981	Johnny Perkins	52	858	6
1982	Tom Mullady	27	287	0
1983	Earnest Gray	78	1,139	5
1984	Zeke Mowatt	48	698	7
	Bob Johnson	48	795	6
1985	Lionel Manuel	49	859	6
1986	Mark Bavaro	66	1,001	4
1987	Mark Bavaro	55	867	8
1988	Lionel Manuel	65	1,029	4
1989	Odessa Turner	38	467	4
1990	David Meggett	39	410	1
1991	Mark Ingram	51	824	3
1992	Ed McCaffrey	49	610	5
1993	Mark Jackson	58	708	4
1994	Mike Sherrard	53	825	6
1995	Chris Calloway	56	796	3
1996	Chris Calloway	53	739	4
	Thomas Lewis	53	694	4
1997	Chris Calloway	58	849	8
1998	Chris Calloway	62	812	6
1999	Amani Toomer	79	1,183	6
2000	Amani Toomer	78	1,094	7
2001	Amani Toomer	72	1,054	5
	Tiki Barber	72	577	0
2002	Amani Toomer	82	1,343	8
2003	Tiki Barber	69	461	1
2004	Jeremy Shockey	61	666	6
2005	Plaxico Burress	76	1,214	7

2006	Jeremy Shockey	66	623	7
2007	Plaxico Burress	70	1,025	12
2008	Steve Smith	57	574	1
2009	Steve Smith	*107	1,220	7
2010	Hakeem Nicks	79	1,052	11
2011	Victor Cruz	82	*1,536	9
2012	Victor Cruz	86	1,092	10
2013	Victor Cruz	73	998	4
2014	Odell Beckham Jr.	91	1,305	12
2015	Odell Beckham Jr.	96	1,450	*13
2016	Odell Beckham Jr.	102	1,367	10
2017	Evan Engram	64	722	6
2018	Saquon Barkley	91	721	4
2019	Sterling Shepard	57	576	3
2020	Sterling Shepard	66	656	3
2021	Evan Engram	46	408	3
2022	Richie James	57	569	4
	Saquon Barkley	57	338	0

*Single Season Club Record

INTERCEPTIONS		YEAR	PLAYER	NO	YDS
1940	Doug Oldershaw			4	48
	Leland Shaffer			4	14
1941	Ward Cuff			4	152
	George Franck			4	94
1942	Merle Hapes			3	49
	Hank Soar			3	31
1943	Dave Brown			6	64
1944	Howard Livingston			9	172
1945	Howard Livingston			3	65
1946	Frank Liebel			5	117
1947	Frank Reagan			10	203
1948	Frank Reagan			9	145
1949	Emlen Tunnel			10	251
1950	Otto Schnellbacher			8	99
1951	Otto Schnellbacher			*11	194
1952	Tom Landry			8	99
1953	Emlen Tunnel			6	117
1954	Emlen Tunnel			8	108
	Tom Landry			8	71
1955	Emlen Tunnel			7	76
1956	Emlen Tunnel			6	87
1957	Emlen Tunnel			6	87
1958	Jim Patton			*11	183
1959	Dick Nolan			5	57
	Lindon Crow			5	54
	Jim Patton			5	13
1960	Jim Patton			6	100
1961	Dick Lynch			9	60
1962	Jim Patton			7	125
1963	Dick Lynch			9	*251
1964	Dick Lynch			4	68
1965	Carl Lockhart			4	117
	Dick Lynch			4	38
1966	Carl Lockhart			6	20
1967	Carl Lockhart			5	38
1968	Willie Williams			10	103
1969	Bruce Maher			5	112
1970	Willie Williams			6	114
1971	Willie Williams			5	58
1972	Carl Lockhart			4	56
	Willie Williams			4	42
	Richmond Flowers			4	30
	Pete Athas			4	11
1973	Pete Athas			5	52
1974	Chuck Crist			3	20
1975	Bobby Brooks			4	38
1976	Rick Volk			2	14
	Brad Van Pelt			2	13
	Jim Steinke			2	0
1977	Bill Bryant			3	54
1978	Terry Jackson			7	115
1979	Brian Kelley			3	41
	Harry Carson			3	28
	Terry Jackson			3	10
1980	Mike Dennis			5	68
1981	Beasley Reece			4	84
1982	Terry Jackson			4	75
1983	Terry Jackson			6	20
1984	Mark Haynes			7	90
1985	Elvis Patterson			6	88

1986	Terry Kinard	4	52
	Perry Williams	4	31
1987	Terry Kinard	5	163
1988	Sheldon White	4	70
1989	Terry Kinard	5	135
1990	Everson Walls	6	80
1991	Mark Collins	4	77
	Everson Walls	4	7
1992	Greg Jackson	4	71
1993	Mark Collins	4	77
	Greg Jackson	4	32
1994	John Booty	3	95
	Phillippi Sparks	3	4
1995	Vencie Glenn	5	91
	Phillippi Sparks	5	11
1996	Jason Sehorn	5	61
1997	Jason Sehorn	6	74
1998	Percy Ellsworth	5	92
1999	Percy Ellsworth	6	80
2000	Emmanuel McDaniel	6	30
2001	Will Allen	4	27
2002	Jason Sehorn	2	31
	William Peterson	2	1
	Shaun Williams	2	-2
2003	Frank Walker	2	74
	Ralph Brown	2	51
	Will Allen	2	23
	Johnnie Harris	2	3
2004	Gibril Wilson	3	39
	Brent Alexander	3	3
2005	Brent Alexander	4	45
2006	Kevin Dockery	2	100
	R.W. McQuarters	2	67
	Mathias Kivaniuka	2	44
	Will Demps	2	39
	Sam Madison	2	28
	Gibril Wilson	2	25
	Fred Robbins	2	12
2007	Sam Madison	4	59
	Gibril Wilson	4	12
2008	Corey Webster	3	65
	James Butler	3	62
	Aaron Ross	3	58
2009	Terrell Thomas	5	87
2010	Terrell Thomas	5	56
2011	Corey Webster	6	71
2012	Stevie Brown	8	*307
2013	Antriel Rolle	6	23
2014	Quintin Demps	4	19
2015	Trumaine McBride	3	84
	Dominique Rodgers Cromartie	3	72
2016	Dominique Rodgers Cromartie	6	28
2017	Janoris Jenkins	3	113
	Ross Cockrell	3	1
2018	Alec Ogletree	5	61
2019	Janoris Jenkins	4	84
2020	James Bradberry	3	19
2021	Xavier McKinney	5	64
2022	Julian Love	2	44
	Dane Belton	2	0

* Single Season Club Record

SACKS (OFFICIAL STATISTIC SINCE 1982)

YEAR	PLAYER	SACKS
1982	Lawrence Taylor	7.5
1983	George Martin	9.0
	Lawrence Taylor	9.0
1984	Lawrence Taylor	11.5
1985	Leonard Marshall	15.5
1986	Lawrence Taylor	20.5
1987	Lawrence Taylor	12.0
1988	Lawrence Taylor	15.5
1989	Lawrence Taylor	15.0
1990	Lawrence Taylor	10.5
1991	Leonard Marshall	11.0
1992	Lawrence Taylor	5.0
1993	Keith Hamilton	11.5
1994	Keith Hamilton	6.5
1995	Michael Strahan	7.5
1996	Chad Bratzke	5.0

	Michael Strahan	5.0
1997	Michael Strahan	14.0
1998	Michael Strahan	15.0
1999	Jessie Armstead	9.0
2000	Keith Hamilton	10.5
2001	Michael Strahan	*22.5
2002	Michael Strahan	11.0
2003	Michael Strahan	18.5
2004	Osi Umenyiora	7.0
2005	Osi Umenyiora	14.5
2006	Osi Umenyiora	6.0
2007	Osi Umenyiora	13.0
2008	Justin Tuck	12.0
2009	Osi Umenyiora	7.0
2010	Osi Umenyiora	11.5
	Justin Tuck	11.5
2011	Jason Pierre-Paul	16.5
2012	Jason Pierre-Paul	6.5
2013	Justin Tuck	11.0
2014	Jason Pierre-Paul	12.5
2015	Robert Ayers	9.5
2016	Olivier Vernon	8.5
2017	Jason Pierre-Paul	8.5
2018	Olivier Vernon	7.0
2019	Markus Golden	10.0
2020	Leonard Williams	11.5
2021	Azeez Ojulari	8.0
2022	Dexter Lawrence	7.5

Single Season Club Record

ALL-PURPOSE YARDS

YEAR	PLAYER	RUSH	REC	PUNT	KO	INT	FUM	TOT
1942	Merle Hapes	363	79	170	215	49	-	876
1943	Bill Paschal	572	74	92	183	0	-	921
1944	Bill Paschal	737	0	102	260	0	-	1,099
1945	Ward Cuff	214	172	124	105	0	-13	602
1946	Bill Paschal	362	78	111	158	0	0	709
1947	George Cheverko	63	300	88	135	54	0	640
1948	Joe Scott	198	235	25	569	10	0	1,037
1949	Gene Roberts	634	711	0	16	0	0	1,361
1950	Joe Scott	322	240	23	351	0	0	936
1951	Eddie Price	971	19	0	0	0	0	990
1952	Emlen Tunnell	0	0	411	364	149	3	927
1953	Frank Gifford	157	292	106	327	0	0	882
1954	Eddie Price	555	352	0	0	0	3	910
1955	Alex Webster	634	269	0	0	0	0	903
1956	Frank Gifford	819	603	0	0	0	0	1,422
1957	Frank Gifford	528	588	0	0	0	0	1,116
1958	Frank Gifford	468	330	0	0	0	0	798
1959	Frank Gifford	540	768	0	0	0	0	1,308
1960	Kyle Rote	0	750	0	0	0	0	750
1961	Alex Webster	928	313	0	0	0	0	1,241
1962	Alex Webster	743	477	0	0	0	0	1,220
1963	Del Shofner	0	1,181	0	0	0	0	1,181
1964	Clarence Childs	102	97	40	987	0	0	1,226
1965	Tucker Frederickson	659	177	0	0	0	0	836
1966	Homer Jones	43	1,044	0	0	0	0	1,087
1967	Homer Jones	60	1,209	0	38	0	8	1,315
1968	Homer Jones	18	1,057	0	0	0	0	1,075
1969	Joe Morrison	387	647	0	0	0	0	1,034
1970	Ron Johnson	1,027	487	0	140	0	0	1,654
1971	Rocky Thompson	177	85	0	947	0	0	1,209
1972	Ron Johnson	1,182	451	0	0	0	0	1,633
1973	Ron Johnson	902	377	0	0	0	0	1,279
1974	Leon McQuay	240	59	81	689	0	0	1,069
1975	Doug Kotar	378	86	5	405	0	0	874
1976	Doug Kotar	731	319	0	39	0	0	1,089
1977	Bobby Hammond	577	136	334	419	0	0	1,466
1978	Bobby Hammond	554	173	157	290	0	0	1,174
1979	Billy Taylor	700	253	0	131	0	0	1,084
1980	Alvin Garrett	31	69	287	527	0	0	914
1981	Leon Bright	197	291	410	481	0	0	1,379
1982	Butch Woolfork	439	224	0	428	0	0	1,091
1983	Butch Woolfork	857	368	0	13	0	0	1,238
1984	Rob Carpenter	795	209	0	0	0	0	1,004
1985	Joe Morris	1,336	212	0	25	0	0	1,573
1986	Joe Morris	1,516	233	0	0	0	0	1,749
1987	Mark Bavaro	0	867	0	0	0	0	867
1988	Joe Morris	1,083	166	0	0	0	0	1,249
1989	David Meggett	117	531	582	577	0	0	1,807
1990	David Meggett	164	410	467	492	0	0	1,533
1991	Rodney Hampton	1,059	283	0	204	0	0	1,546

1992	Rodney Hampton	1,141	215	0	0	0	0	1,356
1993	David Meggett	329	319	331	403	0	0	1,382
1994	David Meggett	298	293	323	548	0	0	1,462
1995	Rodney Hampton	1,182	142	0	0	0	0	1,324
1996	Tyrone Wheatley	400	51	0	503	0	0	954
1997	Charles Way	698	304	0	46	0	0	1,048
1998	Gary Brown	1,063	36	0	0	0	0	1,099
1999	Tiki Barber	258	609	506	266	0	0	1,639
2000	Tiki Barber	1,006	719	332	28	0	0	2,085
2001	Tiki Barber	865	577	338	0	0	0	1,782
2002	Tiki Barber	1,387	597	5	0	0	0	1,989
2003	Tiki Barber	1,216	461	0	0	0	0	1,677
2004	Tiki Barber	1,518	578	0	0	0	0	2,096
2005	Tiki Barber	1,860	530	0	0	0	0	2,390
2006	Tiki Barber	1,662	465	0	0	0	0	2,127
2007	Brandon Jacobs	1,009	174	0	0	0	0	1,183
2008	Derrick Ward	1,025	384	0	21	0	0	1,430
2009	Domenik Hixon	0	187	256	1,291	0	0	1,731
2010	Ahmad Bradshaw	1,235	314	0	0	0	0	1,549
2011	Ahmad Bradshaw	659	267	0	0	0	0	926
2012	David Wilson	358	34	0	1,533	0	0	1,925
2013	Victor Cruz	0	998	0	0	0	0	998
2014	Odell Beckham Jr.	35	1,305	171	0	0	0	1,511
2015	Odell Beckham Jr.	3	1,450	26	0	0	0	1,479
2016	Odell Beckham Jr.	9	1,367	10	0	0	0	1,376
2017	Orleans Darkwa	751	116	0	0	0	0	867
2018	Saquon Barkley	1,307	721	0	0	0	0	2,028
2019	Saquon Barkley	911	413	0	0	0	0	1,324
2020	Wayne Gallman	682	114	0	0	0	0	796
2021	Devontae Booker	593	268	0	0	0	0	861
2022	Saquon Barkley	1,312	338	0	0	0	0	1,650

*Single Season Club Record

GIANTS LONGEST PLAYS

LONGEST FIELD GOAL

57	Graham Gano, at Dallas	Nov. 24, 2022
	Aldrick Rosas, vs. Chicago	Dec. 2, 2018
56	Graham Gano, vs. Carolina	Sept. 18, 2022
	Ali Haji-Sheikh, at Detroit	Nov. 7, 1963
	Ali Haji-Sheikh, vs. Green Bay	Sept. 26, 1983
55	Graham Gano, at Minnesota	Dec. 24, 2022
	Graham Gano, at Washington	Sept. 16, 2021
	Graham Gano, vs. Dallas	Oct. 11, 2020
	Joe Danelo, vs. New Orleans	Sept. 20, 1981
54	Graham Gano, at Philadelphia	Dec. 26, 2020
	Graham Gano, vs. Dallas	Oct. 11, 2020
	Brad Daluiso, vs. Phoenix	Nov. 28, 1993
	Matt Bahr, vs. Houston	Dec. 21, 1991
	Joe Danelo, at Seattle	Oct. 18, 1981
	Pete Gogolak, vs. Dallas	Nov. 8, 1970
53	Graham Gano, vs. Carolina	Oct. 24, 2021
	Aldrick Rosas at Carolina	Oct. 7, 2018
	Josh Brown, vs. New England	Nov. 15, 2015
	Josh Brown, at Tampa Bay	Nov. 8, 2015
	Josh Brown, at Tampa Bay	Dec. 28, 2014
	Lawrence Tynes, at Dallas	Oct. 25, 2010
	Steve Christie, at Philadelphia	Sept. 12, 2004
	Raul Allegre, at Philadelphia	Nov. 15, 1987
	Don Chandler, at Dallas	Dec. 1, 1963

LONGEST RUN FROM SCRIMMAGE

95	Tiki Barber, at Oakland (TD)	Dec. 31, 2005
91	Hap Moran, vs. Green Bay	Nov. 23, 1930
88	Ahmad Bradshaw, at Buffalo (TD)	Dec. 23, 2007
80	Daniel Jones, at Philadelphia	Oct. 22, 2020
	Eddie Price, at Philadelphia (TD)	Dec. 9, 1951
79	Frank Gifford, vs. Washington	Nov. 29, 1959
78	Saquon Barkley, at Washington (TD)	Dec. 9, 2018
	Tiki Barber, vs. Arizona (TD)	Sept. 3, 2000
77	Ahmad Bradshaw, vs. Baltimore	Nov. 16, 2008
	Bill Paschal, vs. Cleveland Rams (TD)	Nov. 4, 1945
75	Orleans Darkwa, vs. Washington (TD)	Dec. 31, 2017
	Eddie Price, at Chicago Cardinals (TD)	Nov. 2, 1952
	Tuffy Leemans, vs. Green Bay (TD)	Nov. 20, 1938
74	Eddie Price, at Philadelphia	Dec. 10, 1950
73	Brandon Jacobs, at Minnesota	Dec. 13, 2010
72	Tiki Barber, at Philadelphia (TD)	Sept. 12, 2004
71	Alex Webster, at Chicago Cardinals	Oct. 2, 1955
70	Tiki Barber, at Houston	Nov. 24, 2002
	Joe Morrison, at Philadelphia (TD)	Sept. 29, 1963
	Frank Filchock, at Pittsburgh (TD)	Oct. 6, 1946

Kink Richards, vs. Brooklyn (TD) Oct. 22, 1933

LONGEST PASS COMPLETION

99	Eli Manning (to Victor Cruz) (TD) at Jets	Dec. 24, 2011
98	Earl Morall (to Homer Jones) (TD) at Pittsburgh	Sept. 11, 1966
94	Norm Snead (to Rich Houston) (TD) vs. Dallas	Sept. 24, 1972
92	Eli Manning (to Mario Manningham) (TD) at Washington	Jan. 2, 2011
89	Earl Morrall (to Homer Jones) (TD) vs. Philadelphia	Oct. 17, 1965
88	Frank Reagan (to George Franck) (TD) vs. Washington	Oct. 12, 1947
87	Eli Manning (to Odell Beckham Jr.) (TD) vs. New England	Nov. 15, 2015
85	Kent Graham (to Tiki Barber) (TD) at Arizona	Dec. 6, 1998
	Eli Manning (to Mario Manningham) (TD) at Green Bay	Dec. 26, 2010
	Jeff Hostetler (to Stephen Baker) (TD) at New Orleans	Nov. 27, 1988
	Charlie Conerly (to Choo-Choo Roberts) (TD) vs. Chicago Bears	Oct. 23, 1949
84	Eli Manning (to Odell Beckham Jr.) (TD) at Miami	Dec. 14, 2015
	Fran Tarkenton (to Homer Jones) at Pittsburgh	Sept. 15, 1968
83	Frank Gifford (to Eddie Price) (TD) at Cleveland	Oct. 31, 1954
82	Kerry Collins (to Amani Toomer) (TD) at Indianapolis	Dec. 22, 2002
	Joe Pisarcik (to Ed Marshall) at Washington	Oct. 23, 1977
	Fran Tarkenton (to Homer Jones) (TD) vs. Washington	Sept. 29, 1968
	Tom Kennedy (to Homer Jones) (TD) vs. Pittsburgh	Dec. 11, 1966

LONGEST INTERCEPTION RETURN

102	Erich Barnes, at Dallas (TD)	Oct. 15, 1961
101	Henry Carr, at Rams (TD)	Nov. 13, 1966
97	Lawrence Taylor, at Detroit (TD)	Nov. 25, 1982
96	Lawrence Taylor, at Detroit (TD) Ward Cuff, vs. Washington (TD)	Oct. 23, 2006 Dec. 4, 1938
95	Sam Barnes, vs. Philadelphia (TD)	Aug. 31, 1997
91	Ryan Mundy, at Dallas	Sept. 8, 2013
89	Bruce Maher, at Dallas	Nov. 10, 1968
84	Dale Burnett, vs. Green Bay	Nov. 26, 1933
82	Dick Lynch, vs. Dallas	Oct. 20, 1963
78	George Martin, vs. Denver (TD)	Nov. 23, 1986
77	Doug Wycoff, vs. Brooklyn Dodgers	Oct. 25, 1931
75	Vencie Glenn, at Washington (TD)	Oct. 29, 1995
	Vencie Glenn, at Washington	Nov. 10, 1963

LONGEST PUNT

90	Rodney Williams, at Denver	Sept. 10, 2001
74	Len Younce, vs. Chicago Bears	Nov. 14, 1943
	Don Chandler, at Dallas	Oct. 11, 1964
73	Dave Jennings, vs. Houston	Dec. 5, 1982
72	Dave Jennings, vs. Dallas	Nov. 4, 1979
	Len Younce, at Brooklyn Tigers	Oct. 15, 1944
	Carl Kinscherf, at Phil.-Pitt.	Oct. 9, 1943
71	Riley Dixon, vs. Philadelphia	Nov. 15, 2020
	Steve Weatherford, at Philadelphia	Oct. 12, 2014
	Sean Landeta, vs. Green Bay	Nov. 8, 1992
	Sean Landeta, vs. Philadelphia	Dec. 3, 1989
	Kay Eakin, vs. Cleveland	Nov. 16, 1941
70	George Frank, vs. Philadelphia	Oct. 12, 1941

LONGEST PUNT RETURN

95	Al Bloodgood, at Pottsville	Sept. 30, 1928
87	Amani Toomer, vs. Buffalo (TD)	Sept. 1, 1996
85	Tiki Barber, vs. Dallas (TD)	Oct. 18, 1999
83	Eddie Dove, at Philadelphia	Sept. 29, 1963
81	Bosh Pritchard, at Chicago Cardinals	Nov. 25, 1951
	Emlen Tunnell, vs. Chicago Cardinals (TD)	Oct. 14, 1951
76	David Meggett, vs. Raiders (TD)	Dec. 24, 1989
75	Hinkey Haines, vs. N.Y. Yanks	Dec. 4, 1927
	David Meggett, at New Orleans (TD)	Dec. 20, 1993
74	Emlen Tunell, at N.Y. Yanks (TD)	Dec. 16, 1951
71	Emlen Tunnell, vs. Philadelphia (TD)	Oct. 21, 1951
70	David Meggett, at Tampa Bay (TD)	Nov. 24, 1991

LONGEST KICKOFF RETURN

100	Dwayne Harris, vs. Dallas (TD)	Oct. 25, 2015
	Clarence Childs, vs. Minnesota (TD)	Dec. 6, 1964
	Emlen Tunnell, vs. N.Y. Yanks (TD)	Nov. 4, 1951
99	Joe Scott, vs. Rams (TD)	Nov. 14, 1948
98	Jimmy Patton, vs. Washington (TD)	Oct. 30, 1955
97	David Wilson, vs. New Orleans (TD)	Dec. 9, 2012
	Jack Hagerly, vs., Buffalo Bisons (TD)	Nov. 5, 1929
95	Willie Ponder, vs. Arizona (TD)	Sept. 11, 2005
	Jack Salschieder, at Chicago Cardinals (TD)	Oct. 30, 1949
93	Rocky Thompson, at St. Louis (TD)	Oct. 3, 1971
	Harry Newman, at Boston Redskins (TD)	Oct. 7, 1934
92	Derrick Ward, at Washington (TD)	Dec. 5, 2004

91 David Meggett, vs. Philadelphia (TD)
Rocky Thomas, at Detroit (TD)
Willie Ponder, vs. Pittsburgh (TD)

Nov. 22, 1992
Sept. 17, 1972
Dec. 18, 2004

Thomas Lewis, vs. Washington (TD)

Dec. 10, 1995

WIN / LOSS RECORDS

GIANTS BEST WINNING PERCENTAGE SEASONS

1929	.900 (13-1-1)
1927	.885 (11-1-1)
1986	.875 (14-2)
1939	.864 (9-1-1)
1944	.850 (8-1-1)
1950	.833 (10-2)

GIANTS MOST REGULAR SEASON VICTORIES

1986	14 wins
1990	13 wins
1930	13 wins
1929	13 wins
2008	12 wins
2000	12 wins
1989	12 wins
1962	12 wins
2016	11 wins
2005	11 wins
1993	11 wins
1963	11 wins
1933	11 wins
1927	11 wins

GIANTS REGULAR SEASON RECORD MONTH-BY-MONTH

	Home	Road	Total
August	1-0-0 (.1000)	0-0-0	1-0-0 (1.000)
September	51-47-1 (.520)	69-72-4 (.489)	120-119-5 (.502)
October	123-78-4 (.612)	98-100-6 (.495)	221-178-10 (.554)
November	140-92-9 (.603)	76-96-7 (.442)	216-186-16 (.535)
December	78-76-3 (.506)	72-69-0 (.511)	150-145-3 (.508)
January	4-4-0 (.500)	3-4-0 (.428)	7-8-0 (.467)
Total	397-297-17 (.572)	318-341-17 (.483)	715-638-34 (.528)

GIANTS POSTSEASON RECORD MONTH-BY-MONTH

	Home	Road	Neutral	Totals
December	5-6 (.455)	2-9 (.182)	-	7-15 (.318)
January	7-3 (.700)	7-7 (.500)	2-1 (.667)	16-11 (.593)
February	-	-	2-0 (1.000)	2-0-0 (1.000)
Total	12-9 (.571)	9-16 (.360)	4-1 (.800)	25-26 (.490)

GIANTS REGULAR SEASON RECORD BY DECADE

	Home	Road	Totals
1920s	27-8-3 (.771)	17-9-2 (.654)	44-17-5 (.705)
1930s	48-15-4 (.762)	32-24-4 (.571)	80-39-8 (.661)
1940s	34-26-3 (.567)	21-21-5 (.500)	55-47-8 (.536)
1950s	39-19-2 (.672)	37-22-1 (.627)	76-41-3 (.646)
1960s	35-31-3 (.530)	34-32-3 (.515)	69-63-6 (.522)
1970s	29-42-1 (.410)	21-51-0 (.292)	50-93-1 (.351)
1980s	46-31-0 (.597)	35-39-1 (.473)	81-70-1 (.536)
1990s	47-33-0 (.588)	36-43-1 (.456)	83-76-1 (.522)
2000s	43-37-0 (.537)	45-35-0 (.563)	88-72-0 (.550)
2010s	38-42-0 (.475)	32-48-0 (.400)	70-90-0 (.438)
2020s	11-13-1 (.460)	8-17-0 (.320)	19-30-1 (.390)
Overall	397-297-17 (.572)	318-341-17 (.483)	715-638-34 (.528)

GIANTS POSTSEASON RECORD BY DECADE

	Home	Road	Super Bowls	Totals
1920s	0-0	0-0		
1930s	2-0 (1.000)	0-3 (.000)		2-3 (.400)
1940s	0-3 (.000)	0-1 (.000)		0-4 (.000)
1950s	2-1 (.667)	0-2 (.000)		2-3 (.400)
1960s	0-1 (.000)	0-2 (.000)		0-3 (.000)
1970s	0-0	0-0		0-0
1980s	3-1 (.800)	2-3 (.400)	1-0	6-4 (.600)
1990s	2-1 (.750)	1-1 (.500)	1-0	4-2 (.667)
2000s	2-2 (.400)	3-2 (.667)	1-1	6-5 (.546)
2010s	1-0 (1.000)	2-1 (.667)	1-0	4-1 (.800)
2020s	0-0	1-1 (.500)		1-1 (.500)
Overall	12-9 (.571)	9-16 (.360)	4-1 (.800)	25-26 (.490)

Super Bowls XXI, XXV and XXXV count as Giants home games, Super Bowls XLIII and XLVI count as Giants road games

BIGGEST WINS

Points	Opponent	Date
56 Pts (56-0)	vs. Philadelphia	10-15-33
53 Pts (53-0)	vs. Frankford	10-19-30
53 Pts (53-0)	vs. Washington	11-5-61
52 Pts (62-10)	vs. Philadelphia	11-26-72
46 Pts (49-3)	at Green Bay (Milw.)	11-21-48
*46 Pts (49-3)	vs. San Francisco	1-4-87
44 Pts (51-7)	vs. N.Y. Yanks	12-3-50
43 Pts (49-6)	vs. St. Louis	12-7-69
*41 Pts (48-7)	vs. Cleveland	12-6-59

40 Pts (47-7)
39 Pts (45-6)
38 Pts (44-6)
37 Pts (44-7)
37 Pts (44-7)
37 Pts (44-7)
36 Pts (36-0)
36 Pts (36-0)
35 Pts (42-7)
35 Pts (35-0)
35 Pts (55-20)
35 Pts (42-7)

*Postseason

WORST LOSSES

Points
56 Pts (7-63)
49 Pts (7-56)
48 Pts (14-62)
45 Pts (7-52)
45 Pts (0-45)
42 Pts (0-42)
41 Pts (14-55)
*41 Pts (3-44)
38 Pts (0-38)
38 Pts (7-45)
38 Pts (0-38)
37 Pts (7-44)
37 Pts (7-44)
37 Pts (0-37)
36 Pts (13-49)
35 Pts (0-35)
35 Pts (10-45)
35 Pts (14-49)

*Postseason

vs. Chicago	12-30-56
at Buffalo Bison	11-5-29
vs. Seattle	10-5-08
vs. Oakland	10-11-09
vs. Phoenix	12-4-88
vs. Philadelphia	11-26-67
vs. Washington	10-30-05
vs. Washington	12-4-38
vs. Philadelphia	12-30-12
vs. Pittsburgh	10-20-57
at Baltimore	11-19-50
at Pittsburgh	9-22-35

Opponent	Date
at Pittsburgh	11-30-52
vs. Chicago Bears	11-14-43
at Cleveland	12-6-53
at Dallas	9-18-66
at Philadelphia	10-10-48
at Oakland	11-4-73
at L.A. Rams	11-13-66
at San Francisco	1-15-94
at Carolina	9-22-13
at New Orleans	12-14-03
at Detroit	11-15-36
at Minnesota	1-3-10
at San Diego	10-19-80
at Green Bay	12-31-61
at Washington	9-28-75
vs. Dallas	9-4-95
at Cleveland	12-1-68
vs. Washington	12-5-37

BY OPPONENT

GIANTS COMPOSITE RECORD (VS. CURRENT NFC TEAMS)

Opponent	Reg. Season	Playoffs	Total
Arizona	80-46-2	0-0	80-46-2
Atlanta	11-14-0	1-0	12-14-0
Carolina	6-6-0	0-1	6-7-0
Chicago	22-31-2	3-5	25-36-2
Dallas	46-73-2	1-0	47-73-2
Detroit	21-24-1	0-1	21-25-1
Green Bay	24-29-2	3-5	27-34-2
LA Rams	16-28-0	1-1	17-29-0
Minnesota	10-17-0	3-1	13-18-0
New Orleans	17-14-0	0-0	17-14-0
Philadelphia	85-89-2	2-3	87-92-2
San Francisco	17-17-0	4-4	21-21-0
Seattle	10-10-0	0-0	10-10-0
Tampa Bay	15-9-0	1-0	16-9-0
Washington	105-70-5	1-1	105-71-4
TOTALS	485-477-16	20-22	505-499-16

GIANTS COMPOSITE RECORD (VS. CURRENT AFC TEAMS)

Opponent	Reg. Season	Playoffs	Total
Baltimore	3-4-0	0-1	3-5-0
Buffalo	6-7-0	1-0	7-7-0
Cincinnati	5-6-0	0-0	5-6-0
Cleveland	21-27-2	1-1	22-28-2
Denver	6-7-0	1-0	7-7-0
Houston	5-1-0	0-0	5-1-0
Indianapolis	7-10-0	0-2	7-12-0
Jacksonville	4-4-0	0-0	4-4-0
Kansas City	11-4-0	0-0	11-4-0
Las Vegas	6-8-0	0-0	6-8-0
LA Chargers	5-8-0	0-0	5-8-0
Miami	7-3-0	0-0	7-3-0
New England	4-7-0	2-0	6-7-0
NY Jets	8-6-0	0-0	8-6-0
Pittsburgh	44-31-3	0-0	44-31-3
Tennessee	7-6-0	0-0	7-6-0
Totals	149-139-5	5-4	154-143-5

GIANTS VS. DEFUNCT NFL TEAMS

Baltimore Colts (1950)	1-0-0
Brooklyn Lions	2-0-0
Brooklyn Dodgers	20-5-3
Brooklyn Tigers	2-0-0
Boston Yankees	5-1-3
Buffalo Bisons	2-0-0

Canton Bulldogs	0-0-1
Cleveland Bulldogs	1-1-1
Columbus Tigers	1-0-0
Dallas Texans	1-0-0
Dayton Triangles	1-0-0
Detroit Wolverines	0-1-1
Duluth Eskimos	2-0-0
Frankford Yellow Jackets	8-5-1
Hartford Blues	1-0-0
Kansas City Cowboys	2-0-0
Los Angeles Buccaneers	0-1-0
Newark Tornados	2-0-0
New York Bulldogs	1-1-0
New York Yanks	3-0-0
New York Yankees	3-2-0
Orange Tornados	1-0-1
Pottsville Maroons	4-0-0
Providence Steamrollers	10-2-1
Rochester Jeffersons	1-0-0
Staten Island Stapletons	5-2-1
Phil-Pitt (1943)	1-1-0
Card-Pitt (1944)	1-0-0
Totals	81-22-13

GIANTS VS. THE NFC EAST IN THE REGULAR SEASON

Year	PHI	WAS	DAL	ARI	Home	Away	Overall
1970	1-1	2-0	1-1	2-0	4-0	2-2	6-2
1971	0-2	0-2	0-2	0-1	0-4	1-3	1-7
1972	2-0	0-2	1-1	2-0	2-2	3-1	5-3
1973	0-1-1	0-2	0-2	1-1	1-2-1	0-4	1-6-1
1974	0-2	0-2	1-1	0-2	0-4	1-3	1-7
1975	1-1	0-2	0-2	0-2	0-4	1-3	1-7
1976	0-2	1-1	0-2	0-2	1-3	0-4	1-7
1977	0-2	2-0	0-2	1-1	2-2	1-3	3-5
1978	0-2	1-1	0-2	1-1	2-2	0-4	2-6
1979	0-2	1-1	0-2	0-2	1-3	0-4	1-7
1980	0-2	0-2	1-1	1-1	1-3	1-3	2-6
1981	1-1	1-1	1-1	2-0	2-2	3-1	5-3
1982	2-0	0-2	0-0	0-1	1-1	1-2	2-3
1983	1-1	0-2	0-2	0-1-1	0-4	1-2-1	1-6-1
1984	1-1	1-1	2-0	1-1	4-0	1-3	5-3
1985	2-0	1-1	0-2	2-0	3-1	2-2	5-3
1986	2-0	2-0	1-1	2-0	4-0	3-1	7-1
1987	2-0	0-2	0-2	1-1	2-2	1-3	3-5
1988	0-2	2-0	2-0	1-1	3-1	2-2	5-3
1989	0-2	2-0	2-0	2-0	3-1	3-1	6-2
1990	1-1	2-0	2-0	2-0	4-0	3-1	7-1
1991	0-2	0-2	1-1	2-0	2-2	1-3	3-5
1992	0-2	1-1	0-2	1-1	1-3	1-3	2-6
1993	2-0	2-0	0-2	1-1	3-1	2-2	5-3
1994	2-0	2-0	1-1	1-1	3-1	3-1	6-2
1995	0-2	2-0	0-2	2-0	2-2	2-2	4-4
1996	0-2	0-2	1-1	1-1	2-2	0-4	2-6
1997	2-0	1-0-1	2-0	2-0	4-0	3-0-1	7-0-1
1998	2-0	1-1	0-2	2-0	3-1	2-2	5-3
1999	2-0	0-2	1-1	0-2	2-2	1-3	3-5
2000	2-0	1-1	2-0	2-0	3-1	4-0	7-1
2001	0-2	1-1	1-1	2-0	3-1	1-3	4-4
2002	1-1	2-0	2-0	-	3-0	2-1	5-1
2003	0-2	1-1	0-2	-	0-3	1-2	1-5
2004	0-2	1-1	2-0	-	2-0	1-2	3-3
2005	2-0	1-1	1-1	-	3-0	1-2	4-2
2006	1-1	2-0	1-1	-	1-2	3-0	4-2
2007	2-0	1-1	0-2	-	1-2	2-1	3-3
2008	1-1	2-0	1-1	-	2-1	2-1	4-2
2009	0-2	2-0	2-0	-	2-1	2-1	4-2
2010	0-2	2-0	1-1	-	1-2	2-1	3-3
2011	1-1	0-2	2-0	-	1-2	2-1	3-3
2012	1-1	1-1	1-1	-	2-1	1-2	3-3
2013	1-1	2-0	1-1	-	1-2	2-1	3-3
2014	0-2	2-0	0-2	-	1-2	1-2	2-4
2015	0-2	1-1	1-1	-	2-1	0-3	2-4
2016	1-1	1-1	2-0	--	2-1	2-1	4-2
2017	0-2	1-1	0-2	-	1-2	0-3	1-5
2018	0-2	1-1	0-2	-	0-3	1-2	1-5
2019	0-2	2-0	0-2	-	1-2	1-2	2-4
2020	1-1	2-0	1-1	-	3-0	1-2	4-2
2021	1-1	0-2	0-2	-	1-2	0-3	1-5
2022	0-2	1-0-1	0-2	-	0-2-1	1-2	1-4-1
Totals	40-64-1	57-47-2	40-64	37-24-1	98-88-2	76-111-2	174-199-4

GIANTS VS. THE AFC (1970-2022)

Year	Home	Away	Overall
------	------	------	---------

1970	1-0	2-0	3-0
1971	1-1	0-1	1-2
1972	1-1	0-1	1-2
1973	1-0	0-2	1-2
1974	0-2	1-0	1-2
1975	1-1	1-0	2-1
1976	1-1	0-1	1-2
1977	0-1	0-1	0-2
1978	1-0	0-1	1-1
1979	0-1	1-0	1-1
1980	0-2	1-1	1-3
1981	0-1	1-0	1-1
1982	1-0	0-0	1-0
1983	0-2	0-2	0-4
1984	1-0	1-0	2-0
1985	1-1	1-1	2-2
1986	3-0	1-1	4-1*
1987	2-0	0-1	2-1
1988	1-0	0-1	1-1
1989	2-0	2-0	4-0
1990	2-1	2-0	4-1*
1991	2-0	1-1	3-1
1992	2-0	0-2	2-2
1993	1-1	1-1	2-2
1994	1-1	2-0	3-1
1995	0-2	0-2	0-4
1996	0-2	2-0	2-2
1997	1-1	0-2	1-3
1998	2-0	1-1	3-1
1999	1-1	1-1	2-2
2000	2-1	1-1	3-2*
2001	1-1	1-1	2-2
2002	1-1	1-1	2-2
2003	0-2	1-1	1-3
2004	1-1	0-2	1-3
2005	2-0	1-1	3-1
2006	1-1	0-2	1-3
2007	1-1	3-0	4-1*
2008	2-0	1-1	3-1
2009	1-1	1-1	2-2
2010	1-1	1-1	2-2
2011	2-0	3-0	5-0*
2012	1-1	0-2	1-3
2013	1-1	0-2	1-3
2014	1-1	1-1	2-2
2015	0-2	2-0	2-2
2016	2-0	1-1	3-1
2017	1-1	1-1	2-2
2018	0-2	1-1	1-3
2019	1-1	0-2	1-3
2020	0-2	1-1	1-3
2021	1-1	0-3	1-4
2022	3-0	2-0	5-0
Totals	56-45	45-50	101-95

*Includes Super Bowl Win
 **Includes Super Bowl Loss

NOTABLE GAMES

GIANTS IN OVERTIME

Won: 25 Lost: 18 Tied: 3
 Regular Season: 23-16-3 Postseason: 2-2
 Home: 10-10-1 (0-2) Away: 13-6-2 (2-0)

Date	Opponent	Score
12-28-58	vs. Baltimore (NFL Champ. Game)	17-23 (L)
11-10-74	vs. Jets	20-26 (L)
12-18-77	vs. Chicago	9-12 (L)
11-12-78	at Washington	13-16 (L)
10-25-81	at Atlanta	27-24 (W)
11-15-81	vs. Washington	27-30 (L)
12-19-81	vs. Dallas	13-10 (W)
9-11-83	at Atlanta	16-13 (W)
10-24-83	at St. Louis (Monday Night Football)	20-20 (T)
9-29-85	at Philadelphia	16-10 (W)
10-18-87	at Buffalo	3-6 (L)
12-6-87	vs. Philadelphia	23-20 (W)
10-30-88	at Detroit	13-10 (W)
11-20-88	vs. Philadelphia	17-23 (L)
1-7-89	vs. Rams (Divisional Playoff Game)	13-19 (L)
1-2-94	vs. Dallas	13-16 (L)
10-30-94	vs. Detroit	25-28 (L)

9-10-95	at Kansas City	17-20 (L)
10-8-95	vs. Arizona	27-21 (W)
9-1-96	vs. Buffalo	20-23 (L)
10-19-97	at Detroit	26-20 (W)
11-23-97	at Washington (Sunday Night Football)	7-7 (T)
10-31-99	at Philadelphia	23-17 (W)
11-4-01	vs. Dallas	27-24 (W)
12-1-02	vs. Tennessee	27-21 (L)
12-28-02	vs. Philadelphia	10-7 (W)
9-15-03	vs. Dallas	35-32 (L)
9-21-03	at Washington	24-21 (W)
11-2-03	at Jets	31-28 (W)
10-6-05	at Dallas	16-13 (L)
11-27-05	at Seattle	24-21 (L)
12-11-05	at Philadelphia	26-23 (W)
9-17-06	at Philadelphia	30-24 (W)
1-20-08	at Green Bay (NFC Champ. Game)	23-20 (W)
9-21-08	vs. Cincinnati	26-23 (W)
12-21-08	vs. Carolina	34-28 (W)
11-22-09	vs. Atlanta	34-31 (W)
1-22-12	at San Francisco (NFC Cham. Game)	20-17 (W)
12-22-13	at Detroit	23-20 (W)
12-6-15	vs. Jets	23-20 (L)
11-19-17	vs. Kansas City	12-9 (W)
12-2-18	vs. Chicago	30-27 (W)
12-9-19	at Philadelphia	23-17 (L)
12-22-19	at Washington	41-35 (W)
10-3-21	at New Orleans	27-21 (W)
12-4-22	Washington	20-20 (T)

GIANTS ON SUNDAY NIGHT

Overall: 23-31-1 Home: 11-13 Away: 12-18-1

Date	Opponent	Score	Network
10-6-85	vs. Dallas	29-30 (L)	ABC
11-8-87	vs. New England	17-10 (W)	ESPN
11-27-88	at New Orleans	13-12 (W)	ESPN
9-9-90	vs. Philadelphia	27-20 (W)	TNT
10-27-91	vs. Washington	13-17 (L)	ESPN
11-1-92	at Washington	24-7 (W)	TNT
11-15-92	at Denver	13-27 (L)	ESPN
10-3-93	at Buffalo	14-17 (L)	TNT
9-11-94	at Arizona	20-17 (W)	TNT
10-29-95	at Washington	24-15 (W)	TNT
9-1-96	vs. Buffalo	20-23 OT (L)	TNT
11-10-96	at Carolina	17-27 (L)	ESPN
11-23-97	at Washington	7-7 OT (T)	ESPN
10-11-98	vs. Atlanta	20-34 (L)	ESPN
9-26-99	at New England	14-16 (L)	ESPN
9-24-00	vs. Washington	6-16 (L)	ESPN
11-26-00	at Arizona	31-7 (W)	ESPN
12-17-00	at Dallas	17-13 (W)	ESPN
11-3-02	vs. Jacksonville	24-17 (W)	ESPN
12-14-03	at New Orleans	7-45 (L)	ESPN
1-2-05	vs. Dallas	28-24 (W)	ESPN
9-25-05	at San Diego	23-45 (L)	ESPN
9-10-06	vs. Indianapolis	21-26 (L)	NBC
11-12-06	vs. Chicago	20-38 (L)	NBC
9-9-07	at Dallas	35-45 (L)	NBC
9-30-07	vs. Philadelphia	16-3 (W)	NBC
12-16-07	vs. Washington	10-22 (L)	NBC
11-9-08	at Philadelphia	36-31 (W)	NBC
12-14-08	at Dallas	8-20 (L)	NBC
12-21-08	vs. Carolina	34-28 OT (W)	NBC
9-20-09	at Dallas	33-31 (W)	NBC
10-25-09	vs. Arizona	17-24 (L)	NBC
12-13-09	vs. Philadelphia	38-45 (L)	NBC
9-19-10	at Indianapolis	14-38 (L)	NBC
10-3-10	vs. Chicago	17-3 (W)	NBC
11-21-10	at Philadelphia	17-27 (L)	NBC
11-20-11	vs. Philadelphia	10-17 (L)	NBC
12-11-11	at Dallas	37-34 (W)	NBC
1-1-12	vs. Dallas	31-14 (W)	NBC
9-30-12	at Philadelphia	17-19 (L)	NBC
11-25-12	vs. Green Bay	38-10 (W)	NBC
9-8-13	at Dallas	31-36 (L)	NBC
12-1-13	at Washington	24-17 (W)	NBC
10-12-14	at Philadelphia	0-27 (L)	NBC
11-23-14	vs. Dallas	28-31 (L)	NBC
9-13-15	at Dallas	26-27 (L)	NBC
10-11-15	vs. San Francisco	30-27 (W)	NBC
12-27-15	at Minnesota	17-49 (L)	NBC
10-09-16	at Green Bay	16-23 (L)	NBC

12-11-16	vs. Dallas	10-7 (W)	NBC
9-10-17	at Dallas	3-19 (L)	NBC
10-15-17	at Denver	23-10 (W)	NBC
9/16/18	at Dallas	13-20 (L)	NBC
12/20/20	vs. Cleveland	20-6 (L)	NBC
12/18/22	at Washington	20-12 (W)	NBC

GIANTS ON MONDAY NIGHT

Overall: 25-46-1 Home: 9-14 Away: 16-32-1

Date	Opponent	Score
11-23-70	at Philadelphia	20-23 (L)
10-11-71	at Dallas	13-20 (L)
10-2-72	at Philadelphia	27-12 (W)
12-10-73	at Rams	6-40 (L)
10-20-75	at Buffalo	17-14 (W)
10-31-77	at St. Louis	0-28 (L)
9-17-79	at Washington	0-27 (L)
9-22-80	at Philadelphia	3-35 (L)
9-20-82	vs. Green Bay	19-27 (L)
9-26-83	vs. Green Bay	27-3 (W)
10-24-83	at St. Louis	20-20 (T)
11-7-83	at Detroit	9-15 (L)
10-8-84	vs. San Francisco	10-31 (L)
11-18-85	at Washington	21-23 (L)
9-8-86	at Dallas	28-31 (L)
10-27-86	vs. Washington	27-20 (W)
12-1-86	at San Francisco	21-17 (W)
9-14-87	at Chicago	19-34 (L)
10-5-87	vs. San Francisco	21-41 (L)
11-2-87	at Dallas	24-33 (L)
9-5-88	vs. Washington	27-20 (W)
10-10-88	at Philadelphia	13-24 (L)
9-11-89	at Washington	27-24 (W)
10-30-89	vs. Minnesota	24-14 (W)
11-27-89	at San Francisco	24-34 (L)
11-5-90	at Indianapolis	24-7 (W)
12-3-90	at San Francisco	3-7 (L)
9-2-91	vs. San Francisco	16-14 (W)
10-14-91	at Pittsburgh	23-20 (W)
11-4-91	at Philadelphia	7-30 (L)
9-21-92	at Chicago	27-14 (W)
12-20-93	at New Orleans	24-14 (W)
10-10-94	vs. Minnesota	10-27 (L)
11-7-94	vs. Minnesota	10-38 (L)
11-21-94	at Houston	13-10 (W)
9-4-95	vs. Dallas	0-35 (L)
9-21-98	vs. Dallas	7-31 (L)
11-30-98	at San Francisco	7-31 (L)
10-18-99	vs. Dallas	13-10 (W)
9-10-01	at Denver	31-20 (L)
10-22-01	vs. Philadelphia	10-9 (L)
11-19-01	at Minnesota	28-16 (L)
10-28-02	at Philadelphia	17-3 (L)
9-15-03	vs. Dallas	35-32 (L)
11-24-03	at Tampa Bay	19-13 (L)
9-19-05	at New Orleans*	27-10 (W)
10-23-06	at Dallas	36-22 (W)
11-20-06	at Jacksonville	26-10 (L)
10-15-07	at Atlanta	31-10 (W)
10-13-08	at Cleveland	35-14 (L)
12-21-09	at Washington	45-12 (W)
10-25-10	at Dallas	41-34 (W)
9-19-11	vs. St. Louis	28-16 (W)
11-28-11	at New Orleans	24-29 (L)
12-3-12	at Washington	16-17 (L)
10-21-13	vs. Minnesota	23-7 (W)
9-8-14	at Detroit	14-35 (L)
11-3-14	vs. Indianapolis	24-40 (L)
10-19-15	at Philadelphia	7-27 (L)
12-14-15	at Miami	31-24 (W)
10-3-16	at Minnesota	10-24 (L)
11-14-16	vs. Cincinnati	21-20 (W)
9-18-17	vs. Detroit	10-24 (L)
10-22-18	at Atlanta	20-23 (L)
11-12-18	at San Francisco	27-23 (W)
11-4-19	vs. Dallas	37-18 (L)
12-9-19	at Philadelphia	23-17 (L)
9-14-20	vs. Pittsburgh	26-16 (L)
11-2-20	vs. Tampa Bay	25-23 (L)
11-1-21	at Kansas City	20-17 (L)
11-22-21	at Tampa Bay	30-10 (L)
9-26-22	vs. Dallas	16-23 (L)

*Played in Giants Stadium

MILESTONE GAMES

(based on regular season games)

1st Game	10-11-25 at Providence (L) 0-14
50th Game	12-8-28 at Frankford (L) 0-7
100th Game	10-9-32 at Boston (L) 6-14
200th Game	11-3-40 at Brooklyn (W) 10-7
300th Game	11-20-49 vs. Detroit (L) 21-45
400th Game	9-28-58 Chicago Cardinals (W) 37-7*
500th Game	11-14-65 at Cleveland (L) 21-34
600th Game	11-26-72 vs. Philadelphia (W) 62-10
700th Game	11-11-79 vs. Atlanta (W) 24-3
800th Game	10-12-86 vs. Philadelphia (W) 35-3
900th Game	11-22-92 vs. Philadelphia (L) 34-47
1,000th Game	12-20-98 vs. Kansas City (W) 28-7
1,100th Game	9-25-05 at San Diego (L) 28-45
1,200 Game	10-30-11 vs. Miami (W) 20-17
1,300 Game	11-23-17 at Washington (L) 10-20

*Game played in Buffalo, NY

GIANTS YEAR-BY-YEAR RESULTS

1920'S

1925 (8-4)

4th Place, National Football League
ROBERT FOLWELL, Head Coach

Date	Opponent	Giants	Opp.
10/11	at Providence (L)	0	14
10/17	at Frankford (L)	3	5
10/18	Frankford (L)	0	14
11/1	Cleveland Bulldogs (W)	19	0
11/3	Buffalo Bisons (W)	7	0
11/8	Columbus (W)	19	0
11/11	Rochester (W)	13	0
11/15	Providence (W)	13	12
11/22	Kansas City Cowboys (W)	9	3
11/29	Dayton (W)	23	0
12/6	Chicago Bears (L)	7	19
12/13	at Chicago Bears (W)	9	0
	(H 7-2, A 1-2)	122	67

1926 (8-4-1)

7th Place, National Football League
JOSEPH ALEXANDER, Head Coach

Date	Opponent	Giants	Opp.
9/26	at Hartford (W)	21	0
10/3	at Providence (W)	7	6
10/10	at Chicago Bears (L)	0	7
10/16	at Frankford (L)	0	6
10/17	Frankford (L)	0	6
10/24	Kansas City Cowboys (W)	13	0
11/2	Canton (T)	7	7
11/7	Chicago Cardinals (W)	20	0
11/11	Duluth (W)	14	13
11/14	LA Buccaneers (L)	0	6
11/21	Providence (W)	21	0
11/25	at Brooklyn Lions (W)	17	0
11/28	Brooklyn Lions (W)	27	0
	(H 5-2-1, A 3-2)	147	51

1927 (11-1-1)

1st Place, National Football League
EARL POTTEIGER, Head Coach
NFL CHAMPIONS

Date	Opponent	Giants	Opp.
9/25	at Providence (W)	8	0
10/2	at Cleveland Bulldogs (T)	0	0
10/9	at Pottsville (W)	19	0
10/16	Cleveland Bulldogs (L)	0	6
10/22	at Frankford (W)	13	0
10/23	Frankford (W)	27	0
10/30	Pottsville (W)	16	0
11/6	Duluth (W)	21	0
11/8	Providence (W)	25	0
11/20	Chicago Cardinals (W)	28	7
11/27	Chicago Bears (W)	13	7
12/4	New York Yankees (W)	14	0
12/11	at New York Yankees (W)	13	0
	(H 7-1, A 4-0-1)	197	20

1928 (4-7-2)

6th Place, National Football League
EARL POTTEIGER, Head Coach

Date	Opponent	Giants	Opp.
9/30	at Pottsville (W)	12	6
10/7	at Green Bay (W)	6	0
10/14	at Chicago Bears (L)	0	13
10/21	at Detroit Wolverines (L)	0	28
10/28	at New York Yankees (W)	10	7
11/4	Frankford (T)	0	0
11/6	Pottsville (W)	13	7
11/11	Detroit Wolverines (T)	19	19
11/18	Green Bay (L)	0	7
11/25	at Providence (L)	0	16
12/2	New York Yankees (L)	13	19
12/8	at Frankford (L)	0	7
12/16	at New York Yankees (L)	6	7
	(H 1-2-2, A 3-5)	79	136

1929 (13-1-1)

2nd Place, National Football League
LeROY ANDREWS, Head Coach

Date	Opponent	Giants	Opp.
9/29	at Orange (T)	0	0
10/6	at Providence (W)	7	0
10/13	Staten Island (W)	19	9
10/20	Frankford (W)	32	0
10/27	Providence (W)	19	0
11/3	at Chicago Bears (W)	26	14
11/5	at Buffalo Bisons (W)	45	6
11/10	Orange (W)	22	0
11/17	Chicago Bears (W)	34	0
11/24	Green Bay (L)	6	20
11/28	at Staten Island (W)	21	7
12/1	Chicago Cardinals (W)	24	21
12/7	at Frankford (W)	12	0
12/8	Frankford (W)	31	0
12/15	at Chicago Bears (W)	14	9
	(H 7-1, A 6-0-1)	312	86

1930'S

1930 (13-4)

2nd Place, National Football League
LeROY ANDREWS, Head Coach (11-4)
STEVE OWEN & BENNIE FRIEDMAN, Co-Head Coaches (2-0)

Date	Opponent	Giants	Opp.
9/17	at Newark (W)	32	0
9/28	at Providence (W)	27	7
10/5	at Green Bay (L)	7	14
10/12	at Chicago Bears (W)	12	0
10/16	Chicago Cardinals (W)	25	12
10/19	Frankford (W)	53	0
10/26	Providence (W)	25	0
10/30	Newark (W)	34	7
11/2	Staten Island (W)	9	7
11/5	at Portsmouth (W)	19	6
11/9	at Chicago Cardinals (W)	13	7
11/16	Chicago Bears (L)	0	12
11/23	Green Bay (W)	13	6
11/27	at Staten Island (L)	6	7
11/30	Brooklyn Dodgers (L)	6	7
12/6	at Frankford (W)	14	6
12/7	at Brooklyn Dodgers (W)	13	0
	(H 6-2, A 7-2)	308	98

1931 (7-6-1)

5th Place, National Football League
STEVE OWEN, Head Coach

Date	Opponent	Giants	Opp.
9/27	at Providence (W)	14	6
9/30	at Portsmouth (L)	6	14
10/4	at Green Bay (L)	7	27
10/11	at Chicago Bears (L)	0	6
10/18	Staten Island (W)	7	0
10/25	Brooklyn Dodgers (W)	27	0
11/1	Portsmouth (W)	14	0
11/8	Frankford (W)	13	0
11/15	Chicago Bears (L)	6	12
11/22	Green Bay (L)	10	14
11/26	at Staten Island (L)	6	9
11/29	Providence (T)	0	0
12/6	at Brooklyn Dodgers (W)	19	6
12/13	at Chicago Bears (W)	25	6
	(H 4-2-1, A 3-4)	154	100

1932 (4-6-2)

5th Place, National Football League

STEVE OWEN, Head Coach

Date	Opponent	Giants	Opp.
9/25	at Portsmouth (L)	0	7
10/2	at Green Bay (L)	0	13
10/9	at Boston Braves (L)	6	14
10/16	at Brooklyn Dodgers (W)	20	12
10/23	Boston Braves (T)	0	0
10/30	Portsmouth (L)	0	6
11/6	Chicago Bears (L)	8	28
11/13	Staten Island (W)	27	7
11/20	Green Bay (W)	6	0
11/24	at Staten Island (T)	13	13
11/27	at Brooklyn Dodgers (W)	13	7
12/4	at Chicago Bears (L)	0	6
	(H 2-2-1, A 2-4-1)	93	113

1933 (11-3)

**1st Place, Eastern Div.
STEVE OWEN, Head Coach**

Date	Opponent	Giants	Opp.
9/20	at Pittsburgh (W)	23	2
9/24	at Portsmouth (L)	7	17
10/1	Green Bay (Milw.) (W)	10	7
10/8	at Boston Redskins (L)	20	21
10/15	Philadelphia (W)	56	0
10/22	Brooklyn Dodgers (W)	21	7
10/29	at Chicago Bears (L)	10	14
11/5	Portsmouth (W)	13	10
11/12	Boston Redskins (W)	7	0
11/19	Chicago Bears (W)	3	0
11/26	Green Bay (W)	17	6
11/30	at Brooklyn Dodgers (W)	10	0
12/3	Pittsburgh (W)	27	3
12/10	at Philadelphia (W)	20	14
	(H 7-0, A 4-3)	244	101

NFL Championship Game

12/17	at Chicago Bears (L)	21	23
-------	----------------------	----	----

1934 (8-5)

**1st Place, Eastern Div.
STEVE OWEN, Head Coach
NFL CHAMPIONS**

Date	Opponent	Giants	Opp.
9/23	at Detroit (L)	0	9
9/30	Green Bay (Milw.) (L)	6	20
10/3	at Pittsburgh (W)	14	12
10/7	at Boston Redskins (W)	16	13
10/14	Brooklyn Dodgers (W)	14	0
10/21	Pittsburgh (W)	17	7
10/28	Philadelphia (W)	17	0
11/4	at Chicago Bears (L)	7	27
11/11	Green Bay (W)	17	3
11/18	Chicago Bears (L)	9	10
11/25	Boston Redskins (W)	3	0
11/29	at Brooklyn Dodgers (W)	27	0
12/2	at Philadelphia (L)	0	6
	(H 5-1, A 3-4)	147	107

NFL Championship Game

12/9	Chicago Bears (W)	30	13
------	-------------------	----	----

1935 (9-3)

**1st Place, Eastern Div.
STEVE OWEN, Head Coach**

Date	Opponent	Giants	Opp.
9/22	at Pittsburgh (W)	42	7
9/29	at Green Bay (L)	7	16
10/6	at Boston Redskins (W)	20	12
10/13	Brooklyn Dodgers (W)	10	7
10/20	Boston Redskins (W)	17	6
10/27	Chicago Cardinals (L)	13	14
11/3	Chicago Bears (L)	3	20
11/17	at Chicago Bears (W)	3	0
11/24	Philadelphia (W)	10	0
11/28	at Brooklyn Dodgers (W)	21	0
12/1	at Philadelphia (W)	21	14
12/8	Pittsburgh (W)	13	0
	(H 4-2, A 5-1)	180	96

NFL Championship Game

12/15	at Detroit (L)	7	26
-------	----------------	---	----

1936 (5-6-1)

**3rd Place, Eastern Div.
STEVE OWEN, Head Coach**

Date	Opponent	Giants	Opp.
9/13	at Philadelphia (L)	7	10
9/27	at Pittsburgh (L)	7	10
10/4	at Boston Redskins (W)	7	0

10/11	Brooklyn Dodgers (T)	10	10
10/18	Chicago Cardinals (W)	14	6
10/25	Philadelphia (W)	21	17
11/1	Detroit (W)	14	7
11/8	Chicago Bears (L)	7	25
11/15	at Detroit (L)	0	38
11/22	Green Bay (L)	14	26
11/26	at Brooklyn Dodgers (W)	14	0
12/6	Boston Redskins (L)	0	14
	(H 3-3-1, A 2-3)	115	163

1937 (6-3-2)

**2nd Place, Eastern Div.
STEVE OWEN, Head Coach**

Date	Opponent	Giants	Opp.
9/16	at Washington (L)	3	13
9/26	at Pittsburgh (W)	10	7
10/3	at Philadelphia (W)	16	7
10/17	Philadelphia (W)	21	0
10/24	Brooklyn Dodgers (W)	21	0
10/31	Chicago Bears (T)	3	3
11/7	Pittsburgh (W)	17	0
11/14	Detroit (L)	0	17
11/21	Green Bay (W)	10	0
11/25	at Brooklyn Dodgers (T)	13	13
12/5	Washington (L)	14	49
	(H 4-2-1, A 2-1-1)	128	109

1938 (8-2-1)

**1st Place, Eastern Div.
STEVE OWEN, Head Coach**

NFL CHAMPIONS

Date	Opponent	Giants	Opp.
9/18	at Pittsburgh (W)	27	14
9/25	at Philadelphia (L)	10	14
10/3	Pittsburgh (L)	10	13
10/9	at Washington (W)	10	7
10/16	Philadelphia (W)	17	7
10/23	Brooklyn Dodgers (W)	28	14
11/6	Chicago Cardinals (W)	6	0
11/13	Cleveland Rams (W)	28	0
11/20	Green Bay (W)	15	3
11/24	at Brooklyn Dodgers (T)	7	7
12/4	Washington (W)	36	0
	(H 6-1, A 2-1-1)	194	79

NFL Championship Game

12/11	Green Bay (W)	23	17
-------	---------------	----	----

1939 (9-1-1)

**1st Place, Eastern Div.
STEVE OWEN, Head Coach**

Date	Opponent	Giants	Opp.
9/24	at Philadelphia (W)	13	3
10/1	at Washington (T)	0	0
10/8	at Pittsburgh (W)	14	7
10/15	Philadelphia (W)	27	10
10/22	Chicago Bears (W)	16	13
10/29	at Brooklyn Dodgers (W)	7	6
11/5	at Detroit (L)	14	18
11/12	Chicago Cardinals (W)	17	7
11/19	Pittsburgh (W)	23	7
11/26	Brooklyn Dodgers (W)	28	7
12/3	Washington (W)	9	7
	(H 6-0, A 3-1-1)	168	85

NFL Championship Game

12/10	Green Bay (Milw.) (L)	0	27
-------	-----------------------	---	----

1940'S

1940 (6-4-1)

**3rd Place, Eastern Div.
STEVE OWEN, Head Coach**

Date	Opponent	Giants	Opp.
9/15	at Pittsburgh (T)	10	10
9/22	at Washington (L)	7	21
9/28	at Philadelphia (W)	20	14
10/13	Philadelphia (W)	17	7
10/20	Pittsburgh (W)	12	0
10/27	Chicago Bears (L)	21	37
11/3	at Brooklyn Dodgers (W)	10	7
11/10	Cleveland Rams (L)	0	13
11/17	Green Bay (W)	7	3
11/24	Washington (W)	21	7
12/1	Brooklyn Dodgers (L)	6	14
	(H 4-3, A 2-1-1)	131	133

1941 (8-3)

1st Place, Eastern Div.

STEVE OWEN, Head Coach			
Date	Opponent	Giants	Opp.
9/13	at Philadelphia (W)	24	0
9/28	at Washington (W)	17	10
10/5	at Pittsburgh (W)	37	10
10/12	Philadelphia (W)	16	0
10/19	Pittsburgh (W)	28	7
10/26	at Brooklyn Dodgers (L)	13	16
11/2	Chicago Cardinals (L)	7	10
11/9	Detroit (W)	20	13
11/16	Cleveland Rams (W)	49	14
11/23	Washington (W)	20	13
12/7	Brooklyn Dodgers (L)	7	21
	(H 5-2, A 3-1)	238	114
NFL Championship Game			
12/21	at Chicago Bears (L)	9	37

1942 (5-5-1)

3rd Place, Eastern Div. STEVE OWEN, Head Coach			
Date	Opponent	Giants	Opp.
9/27	at Washington (W)	14	7
10/4	at Pittsburgh (L)	10	13
10/11	Philadelphia (W)	35	17
10/18	at Chicago Bears (L)	7	26
10/25	at Brooklyn Dodgers (L)	7	17
11/1	Pittsburgh (L)	9	17
11/8	at Philadelphia (W)	14	0
11/15	Washington (L)	7	14
11/22	Green Bay (T)	21	21
11/29	Chicago Cardinals (W)	21	7
12/6	Brooklyn Dodgers (W)	10	0
	(H 3-2-1, A 2-3)	155	139

1943 (6-3-1)

T-1st Place, Eastern Div. STEVE OWEN, Head Coach			
Date	Opponent	Giants	Opp.
10/9	at Phil-Pitt (L)	14	28
10/17	at Brooklyn Dodgers (W)	20	0
10/24	Phil-Pitt (W)	42	14
10/31	Green Bay (L)	21	35
11/7	at Detroit (T)	0	0
11/14	Chicago Bears (L)	7	56
11/21	Chicago Cardinals (W)	24	13
11/28	Brooklyn Dodgers (W)	24	7
12/5	Washington (W)	14	10
12/12	at Washington (W)	31	1
	(H 4-2, A 2-1-1)	197	170
Eastern Division Playoff Game			
12/19	Washington (L)	0	28

1944 (8-1-1)

1st Place, Eastern Div. STEVE OWEN, Head Coach			
Date	Opponent	Giants	Opp.
10/8	at Boston Yankees (W)	22	10
10/15	at Brooklyn Tigers (W)	14	7
10/22	Card-Pitt (W)	23	0
10/29	Philadelphia (L)	17	24
11/5	Boston Yankees (W)	31	0
11/12	at Philadelphia (T)	21	21
11/19	Green Bay (W)	24	0
11/26	Brooklyn Tigers (W)	7	0
12/3	Washington (W)	16	13
12/10	at Washington (W)	31	0
	(H 5-1, A 3-0-1)	206	75
NFL Championship Game			
12/17	Green Bay (L)	7	14

1945 (3-6-1)

T-3rd Place, Eastern Div. STEVE OWEN, Head Coach			
Date	Opponent	Giants	Opp.
10/7	at Pittsburgh (W)	34	6
10/14	at Boston Yankees* (T)	13	13
10/21	Pittsburgh (L)	7	21
10/28	Washington (L)	14	24
11/4	Cleveland Rams (L)	17	21
11/11	at Philadelphia (L)	17	38
11/18	Detroit (W)	35	14
11/25	Green Bay (L)	14	23
12/2	Philadelphia (W)	28	21
12/9	at Washington (L)	0	17
	(H 2-4, A 1-2-1)	179	198

* played at Yankee Stadium

1946 (7-3-1)

1st Place, Eastern Div. STEVE OWEN, Head Coach			
Date	Opponent	Giants	Opp.
9/30	at Boston Yankees (W)	17	0
10/6	at Pittsburgh (W)	17	14
10/13	at Washington (L)	14	24
10/20	Chicago Cardinals (W)	28	24
10/27	Chicago Bears (W)	14	0
11/3	at Philadelphia (L)	14	24
11/10	Philadelphia (W)	45	17
11/17	Boston Yankees (T)	28	28
11/24	Pittsburgh (W)	7	0
12/1	Los Angeles Rams (L)	21	31
12/8	Washington (W)	31	0
	(H 5-1-1, A 2-2)	236	162
NFL Championship Game			
12/15	Chicago Bears (L)	14	24

1947 (2-8-2)

5th Place, Eastern Div. STEVE OWEN, Head Coach			
Date	Opponent	Giants	Opp.
9/29	at Boston Yankees (T)	7	7
10/5	at Philadelphia (L)	0	23
10/12	at Washington (L)	20	28
10/19	Boston Yankees (L)	0	14
10/26	Pittsburgh (L)	21	38
11/2	at Detroit (L)	7	35
11/9	Philadelphia (L)	24	41
11/16	at Pittsburgh (L)	7	24
11/23	Green Bay (T)	24	24
11/30	Chicago Cardinals (W)	35	31
12/7	Washington (W)	35	10
12/14	at Los Angeles Rams (L)	10	34
	(H 2-3-1, A 0-5-1)	190	309

1948 (4-8)

3rd Place, Eastern Conf. STEVE OWEN, Head Coach			
Date	Opponent	Giants	Opp.
9/23	at Boston Yankees (W)	27	7
10/3	at Washington (L)	10	41
10/10	at Philadelphia (L)	0	45
10/17	Chicago Cardinals (L)	35	63
10/24	Pittsburgh (W)	34	27
10/31	at Chicago Bears (L)	14	35
11/7	Philadelphia (L)	14	35
11/14	Los Angeles Rams (L)	37	52
11/21	Green Bay (Milw.) (W)	49	3
11/28	Boston Yankees (W)	28	14
12/5	at Pittsburgh (L)	28	38
12/12	Washington (L)	21	28
	(H 2-4, A 2-4)	297	388

1949 (6-6)

3rd Place, Eastern Div. STEVE OWEN, Head Coach			
Date	Opponent	Giants	Opp.
9/25	at Pittsburgh (L)	7	28
9/30	at New York Bulldogs (W)	38	14
10/9	at Washington (W)	45	35
10/16	Pittsburgh (L)	17	21
10/23	Chicago Bears (W)	35	28
10/30	at Chicago Cardinals (W)	41	38
11/6	New York Bulldogs (L)	24	31
11/13	at Green Bay (W)	30	10
11/20	Detroit (L)	21	45
11/27	Washington (W)	23	7
12/4	Philadelphia (L)	3	24
12/11	at Philadelphia (L)	3	17
	(H 2-4, A 4-2)	287	298

1950'S

1950 (10-2)

T-1st Place, American Conf. STEVE OWEN, Head Coach			
Date	Opponent	Giants	Opp.
9/17	at Pittsburgh (W)	18	7
10/1	at Cleveland (W)	6	0
10/8	at Washington (W)	21	17
10/15	Pittsburgh (L)	6	17
10/22	Cleveland (W)	17	13
10/29	at Chicago Cardinals (L)	3	17
11/5	Washington (W)	24	21
11/12	Chicago Cardinals (W)	51	21
11/19	at Baltimore (W)	55	20

11/26	Philadelphia (W)	7	3
12/3	New York Yanks (W)	51	7
12/10	at Philadelphia (W)	9	7
	(H 5-1, A 5-1)	268	150

American Conference Playoff Game

12/17	at Cleveland (L)	3	8
-------	------------------	---	---

1951 (9-2-1)

**2nd Place, American Conf.
STEVE OWEN, Head Coach**

Date	Opponent	Giants	Opp.
10/1	at Pittsburgh (T)	13	13
10/7	at Washington (W)	35	14
10/14	Chicago Cardinals (W)	28	17
10/21	Philadelphia (W)	26	24
10/28	at Cleveland (L)	13	14
11/4	New York Yanks (W)	37	31
11/11	Washington (W)	28	14
11/18	Cleveland (L)	0	10
11/25	at Chicago Cardinals (W)	10	0
12/2	Pittsburgh (W)	14	0
12/9	at Philadelphia (W)	23	7
12/16	at New York Yanks (W)	27	17
	(H 5-1, A 4-1-1)	254	161

1952 (7-5)

**T-2nd Place, American Conf.
STEVE OWEN, Head Coach**

Date	Opponent	Giants	Opp.
9/28	at Dallas Texans (W)	24	6
10/4	at Philadelphia (W)	31	7
10/12	at Cleveland (W)	17	9
10/19	Chicago Cardinals (L)	23	24
10/26	Philadelphia (L)	10	14
11/2	at Chicago Cardinals (W)	28	6
11/9	San Francisco (W)	23	14
11/16	Green Bay (L)	3	17
11/23	at Washington (W)	14	10
11/30	at Pittsburgh (L)	7	63
12/7	Washington (L)	17	27
12/14	Cleveland (W)	37	34
	(H 2-4, A 5-1)	234	231

1953 (3-9)

**5th Place, Eastern Conf.
STEVE OWEN, Head Coach**

Date	Opponent	Giants	Opp.
9/27	at Los Angeles Rams (L)	7	21
10/3	at Pittsburgh (L)	14	24
10/11	at Washington (L)	9	13
10/18	Chicago Cardinals (W)	21	7
10/25	Cleveland (L)	0	7
11/1	at Chicago Cardinals (W)	23	20
11/8	at Philadelphia (L)	7	30
11/15	Pittsburgh (L)	10	14
11/22	Washington (L)	21	24
11/29	Philadelphia (W)	37	28
12/6	at Cleveland (L)	14	62
12/13	Detroit (L)	16	27
	(H 2-4, A 1-5)	179	277

1954 (7-5)

**3rd Place, Eastern Conf.
JIM LEE HOWELL, Head Coach**

Date	Opponent	Giants	Opp.
9/26	at Chicago Cardinals (W)	41	10
10/2	at Baltimore (L)	14	20
10/10	at Washington (W)	51	21
10/17	Chicago Cardinals (W)	31	17
10/24	Washington (W)	24	7
10/31	at Cleveland (L)	14	24
11/7	at Pittsburgh (W)	30	6
11/14	Philadelphia (W)	27	14
11/21	Los Angeles Rams (L)	16	17
11/28	Cleveland (L)	7	16
12/5	Pittsburgh (W)	24	3
12/12	at Philadelphia (L)	14	29
	(H 4-2, A 3-3)	293	184

1955 (6-5-1)

**3rd Place, Eastern Conf.
JIM LEE HOWELL, Head Coach**

Date	Opponent	Giants	Coach
9/24	at Philadelphia (L)	17	27

10/2	at Chicago Cardinals (L)	17	28
10/9	at Pittsburgh (L)	23	30
10/16	Chicago Cardinals (W)	10	0
10/23	Pittsburgh (L)	17	19
10/30	Washington (W)	35	7
11/6	at Cleveland (L)	14	24
11/13	Baltimore (W)	17	7
11/20	Philadelphia (W)	31	7
11/27	Cleveland (T)	35	35
12/4	at Washington (W)	27	20
12/11	at Detroit (W)	24	19
	(H 4-1-1, A 2-4)	267	223

1956 (8-3-1)

**1st Place, Eastern Conf.
JIM LEE HOWELL, Head Coach
NFL CHAMPIONS**

Date	Opponent	Giants	Opp.
9/30	at San Francisco (W)	38	1
10/7	at Chicago Cardinals (L)	27	35
10/14	at Cleveland (W)	21	9
10/21	Pittsburgh (W)	38	10
10/28	Philadelphia (W)	20	3
11/4	at Pittsburgh (W)	17	14
11/11	Chicago Cardinals (W)	23	10
11/18	at Washington (L)	7	33
11/25	Chicago Bears (T)	17	17
12/2	Washington (W)	28	14
12/9	Cleveland (L)	7	24
12/15	at Philadelphia (W)	21	7
	(H 4-1-1, A 4-2)	264	197

NFL Championship Game

12/30	Chicago Bears (W)	47	7
-------	-------------------	----	---

1957 (7-5)

**2nd Place, Eastern Conf.
JIM LEE HOWELL, Head Coach**

Date	Opponent	Giants	Opp.
9/29	at Cleveland (L)	3	6
10/5	at Philadelphia (W)	24	20
10/13	at Washington (W)	24	20
10/20	Pittsburgh (W)	35	0
10/27	Washington (L)	14	31
11/3	at Green Bay (W)	21	17
11/10	Chicago Cardinals (W)	27	14
11/17	Philadelphia (W)	13	0
11/24	at Chicago Cardinals (W)	28	21
12/1	San Francisco (L)	17	27
12/7	at Pittsburgh (L)	10	21
12/15	Cleveland (L)	28	34
	(H 3-3, A 4-2)	254	211

1958 (9-3)

**T-1st Place, Eastern Conf.
JIM LEE HOWELL, Head Coach**

Date	Opponent	Giants	Opp.
9/28	at Chicago Cardinals* (W)	37	7
10/5	at Philadelphia (L)	24	27
10/12	at Washington (W)	21	14
10/19	Chicago Cardinals (L)	6	23
10/26	Pittsburgh (W)	17	6
11/2	at Cleveland (W)	21	17
11/9	Baltimore (W)	24	21
11/16	at Pittsburgh (L)	10	31
11/23	Washington (W)	30	0
11/30	Philadelphia (W)	24	10
12/7	at Detroit (W)	19	17
12/14	Cleveland (W)	13	10
	(H 5-1, A 4-2)	246	183

* played at Buffalo, N.Y.

Eastern Conference Playoff Game

12/21	Cleveland (W)	10	0
-------	---------------	----	---

NFL Championship Game

12/28	Baltimore (OT) (L)	17	23
-------	--------------------	----	----

1959 (10-2)

**1st Place, Eastern Conf.
JIM LEE HOWELL, Head Coach**

Date	Opponent	Giants	Opp.
9/26	at Los Angeles Rams (W)	23	21
10/4	at Philadelphia (L)	21	49
10/11	at Cleveland (W)	10	6
10/18	Philadelphia (W)	24	7
10/25	at Pittsburgh (W)	21	16
11/1	Green Bay (W)	20	3
11/8	Chicago Cardinals (W)	9	3
11/15	Pittsburgh (L)	9	14

11/22	at Chicago Cardinals* (W)	30	20
11/29	Washington (W)	45	14
12/6	Cleveland (W)	48	7
12/13	at Washington (W)	24	10
	(H 5-1, A 5-1)	284	170

* played at Minneapolis, Minn.

NFL Championship Game

12/27	at Baltimore (L)	16	31
-------	------------------	----	----

1960'S

1960 (6-4-2)

**3rd Place, Eastern Conf.
JIM LEE HOWELL, Head Coach**

Date	Opponent	Giants	Opp.
9/25	at San Francisco (W)	21	19
10/2	at St. Louis (W)	35	14
10/9	at Pittsburgh (W)	19	17
10/16	Washington (T)	24	24
10/30	St. Louis (L)	13	20
11/6	at Cleveland (W)	17	13
11/13	Pittsburgh (W)	27	24
11/20	Philadelphia (L)	10	17
11/27	at Philadelphia (L)	23	31
12/4	Dallas (T)	31	31
12/11	at Washington (W)	17	3
12/18	Cleveland (L)	34	48
	(H 1-3-2, A 5-1)	271	261

1961 (10-3-1)

**1st Place, Eastern Conf.
ALLIE SHERMAN, Head Coach**

Date	Opponent	Giants	Opp.
9/17	St. Louis (L)	10	21
9/24	at Pittsburgh (W)	17	14
10/1	at Washington (W)	24	21
10/8	at St. Louis (W)	24	9
10/15	at Dallas (W)	31	10
10/22	L.A. Rams (W)	24	14
10/29	Dallas (L)	16	17
11/5	Washington (W)	53	0
11/12	Philadelphia (W)	38	21
11/19	Pittsburgh (W)	42	21
11/26	at Cleveland (W)	37	21
12/3	Green Bay (Milw.) (L)	17	20
12/10	at Philadelphia (W)	28	24
12/17	Cleveland (T)	7	7
	(H 4-2-1, A 6-1)	368	220

NFL Championship Game

12/31	at Green Bay (L)	0	37
-------	------------------	---	----

1962 (12-2)

**1st Place, Eastern Conference
ALLIE SHERMAN, Head Coach**

Date	Opponent	Giants	Opp.
9/16	at Cleveland (L)	7	7
9/23	at Philadelphia (W)	29	13
9/30	at Pittsburgh (W)	31	27
10/7	at St. Louis (W)	31	14
10/14	Pittsburgh (L)	17	20
10/21	Detroit (W)	17	14
10/28	Washington (W)	49	34
11/4	St. Louis (W)	31	28
11/11	at Dallas (W)	41	10
11/18	Philadelphia (W)	19	14
11/25	at Washington (W)	42	24
12/2	at Chicago (W)	26	24
12/9	Cleveland (W)	17	13
12/16	Dallas (W)	41	31
	(H 6-1, A 6-1)	398	283

NFL Championship Game

12/30	Green Bay (L)	7	16
-------	---------------	---	----

1963 (11-3)

**1st Place, Eastern Conference
ALLIE SHERMAN, Head Coach**

Date	Opponent	Giants	Opp.
9/15	at Baltimore (W)	37	28
9/22	at Pittsburgh (L)	0	31
9/29	at Philadelphia (W)	37	14
10/6	at Washington (W)	24	14
10/13	Cleveland (L)	24	35
10/20	Dallas (W)	37	21
10/27	at Cleveland (W)	33	6
11/3	at St. Louis (W)	38	21
11/10	Philadelphia (W)	42	14
11/17	San Francisco (W)	48	14

11/24	St. Louis (L)	17	24
12/1	at Dallas (W)	34	27
12/8	Washington (W)	44	14
12/15	Pittsburgh (W)	33	17
	(H 5-2, A 6-1)	448	280

NFL Championship Game

12/29	at Chicago (L)	10	14
-------	----------------	----	----

1964 (2-10-2)

**7th Place, Eastern Conference
ALLIE SHERMAN, Head Coach**

Date	Opponent	Giants	Opp.
9/13	at Philadelphia (L)	7	38
9/20	at Pittsburgh (L)	24	27
9/25	Washington (W)	13	10
10/4	at Detroit (L)	3	26
10/11	at Dallas (T)	13	13
10/18	Philadelphia (L)	17	23
10/25	at Cleveland (L)	20	42
11/1	St. Louis (W)	34	17
11/8	Dallas (L)	21	31
11/15	at St. Louis (T)	10	10
11/22	Pittsburgh (L)	17	44
11/29	at Washington (L)	21	36
12/6	Minnesota (L)	21	30
12/12	Cleveland (L)	21	52
	(H 2-5, A 0-5-2)	242	399

1965 (7-7)

**T-2nd, Eastern Conference
ALLIE SHERMAN, Head Coach**

Date	Opponent	Giants	Opp.
9/19	at Dallas (L)	21	2
9/26	at Philadelphia (W)	16	14
10/3	at Pittsburgh (W)	23	13
10/9	at Minnesota (L)	14	40
10/17	Philadelphia (W)	35	27
10/24	Cleveland (L)	14	38
10/31	St. Louis (W)	14	10
11/7	Washington (L)	7	23
11/14	at Cleveland (L)	21	34
11/21	at St. Louis (W)	28	15
11/28	Chicago (L)	14	35
12/5	Pittsburgh (W)	35	10
12/12	at Washington (W)	27	10
12/19	Dallas (L)	20	38
	(H 3-4, A 4-3)	270	338

1966 (1-12-1)

**8th Place, Eastern Conf.
ALLIE SHERMAN, Head Coach**

Date	Opponent	Giants	Opp.
9/11	at Pittsburgh (T)	34	34
9/18	at Dallas (L)	7	52
9/25	at Philadelphia (L)	17	35
10/2	Cleveland (L)	7	28
10/9	at St. Louis (L)	19	24
10/16	Washington (W)	13	10
10/23	Philadelphia (L)	3	31
11/6	St. Louis (L)	17	20
11/13	at Los Angeles Rams (L)	14	55
11/20	Atlanta (L)	16	27
11/27	at Washington (L)	41	72
12/4	at Cleveland (L)	40	49
12/11	Pittsburgh (L)	28	47
12/18	Dallas (L)	7	17
	(H 1-6, A 0-6-1)	263	501

1967 (7-7)

**2nd Place, Century Division
ALLIE SHERMAN, Head Coach**

Date	Opponent	Giants	Opp.
9/17	at St. Louis (W)	37	20
9/24	at Dallas (L)	24	38
10/1	at Washington (L)	34	38
10/8	New Orleans (W)	27	21
10/15	at Pittsburgh (W)	27	24
10/22	Green Bay (L)	21	48
10/29	Cleveland (W)	38	34
11/5	at Minnesota (L)	24	27
11/12	at Chicago (L)	7	34
11/19	Pittsburgh (W)	28	20
11/26	Philadelphia (W)	44	7
12/3	at Cleveland (L)	14	24
12/10	Detroit (L)	7	30

12/17	St. Louis (W)	37	14
	(H 5-2, A 2-5)	369	379

1968 (7-7)

2nd Place, NFC East
ALLIE SHERMAN, Head Coach

Date	Opponent	Giants	Opp.
9/15	at Pittsburgh (W)	34	20
9/22	at Philadelphia (W)	34	25
9/29	Washington (W)	48	21
10/6	New Orleans (W)	48	21
10/13	at Atlanta (L)	21	24
10/20	San Francisco (L)	10	26
10/27	at Washington (W)	13	10
11/3	Baltimore (L)	0	26
11/10	at Dallas (W)	27	21
11/17	Philadelphia (W)	7	6
11/24	at Los Angeles Rams (L)	21	24
12/1	at Cleveland (L)	10	45
12/8	St. Louis (L)	21	28
12/15	Dallas (L)	10	28
	(H 3-4, A 4-3)	294	325

1969 (6-8)

2nd Place, NFC East
ALEX WEBSTER, Head Coach

Date	Opponent	Giants	Opp.
9/21	Minnesota	24	23
9/28	at Detroit	0	24
10/5	Chicago	28	24
10/12	Pittsburgh	10	7
10/19	at Washington	14	20
10/27	at Dallas	3	25
11/2	Philadelphia	20	23
11/9	at St. Louis	17	42
11/16	New Orleans	24	25
11/23	at Cleveland	17	28
11/30	Green Bay (Milw.)	10	20
12/7	St. Louis	49	6
12/14	at Pittsburgh	21	17
12/21	Cleveland	27	14
	(H 5-2, A 1-6)	264	298

1970'S

1970 (9-5)

2nd Place, NFC East
ALEX WEBSTER, Head Coach

Date	Opponent	Giants	Opp.
9/19	Chicago (L)	16	24
9/27	at Dallas (L)	10	28
10/4	at New Orleans (L)	10	14
10/11	Philadelphia (W)	30	23
10/18	at Boston Patriots (W)	16	0
10/25	St. Louis (W)	35	17
11/1	at New York Jets (W)	22	10
11/8	Dallas (W)	23	20
11/15	Washington (W)	35	33
11/23	at Philadelphia (L)	20	23
11/29	at Washington (W)	27	24
12/6	Buffalo (W)	20	6
12/13	at St. Louis (W)	34	17
12/20	Los Angeles Rams (L)	3	31
	(H 5-2, A 4-3)	301	270

1971 (4-10)

5th Place, NFC East
ALEX WEBSTER, Head Coach

Date	Opponent	Giants	Opp.
9/19	at Green Bay (W)	42	40
9/26	Washington (L)	3	30
10/3	at St. Louis (W)	24	20
10/11	at Dallas (L)	13	20
10/17	Baltimore (L)	7	31
10/24	at Philadelphia (L)	7	23
10/31	Minnesota (L)	10	17
11/7	San Diego (W)	35	17
11/24	at Atlanta (W)	21	17
11/21	at Pittsburgh (L)	13	17
11/28	St. Louis (L)	7	24
12/5	at Washington (L)	7	23
12/12	Dallas (L)	14	42
12/19	Philadelphia (L)	28	41

(H 1-6, A 3-4)	228	362
----------------	-----	-----

1972 (8-6)

3rd Place, NFC East
ALEX WEBSTER, Head Coach

Date	Opponent	Giants	Opp.
9/17	at Detroit (L)	16	30
9/24	Dallas (L)	14	23
10/2	at Philadelphia (W)	27	12
10/8	New Orleans (W)	45	21
10/15	at San Francisco (W)	23	17
10/22	St. Louis (W)	27	21
10/29	Washington (L)	16	23
11/5	Denver (W)	29	17
11/12	at Washington (L)	13	27
11/19	at St. Louis (W)	13	7
11/26	Philadelphia (W)	62	10
12/3	at Cincinnati (L)	10	13
12/10	Miami (L)	13	23
12/17	at Dallas (W)	23	3
	(H 4-3, A 4-3)	331	247

1973 (2-11-1)

5th Place, NFC East
ALEX WEBSTER, Head Coach

Date	Opponent	Giants	Opp.
9/16	Houston (W)	34	14
9/23	Philadelphia (T)	23	23
9/30	at Cleveland (L)	10	12
10/7	Green Bay (L)	14	16
10/14	Washington (L)	3	21
10/21	at Dallas (L)	28	45
10/28	at St. Louis (L)	27	35
11/4	at Oakland (L)	0	42
11/11	Dallas (L)	10	23
11/18	St. Louis (W)	24	13
11/25	at Philadelphia (L)	16	20
12/2	at Washington (L)	24	27
12/10	at Los Angeles Rams (L)	6	40
12/16	Minnesota (L)	7	31
	(H 2-4-1, A 0-7)	226	362

(Note: Sept. 16 and Sept. 23 games were played at Yankee Stadium. Remainder of home schedule was played at Yale Bowl, New Haven, Conn.)

1974 (2-12)

5th Place, NFC East
BILL ARNSPARGER, Head Coach

Date	Opponent	Giants	Opp.
9/15	Washington (L)	10	13
9/22	New England (L)	20	28
9/29	at Dallas (W)	14	6
10/6	Atlanta (L)	7	14
10/13	at Philadelphia (L)	7	35
10/20	at Washington (L)	3	24
10/27	Dallas (L)	7	21
11/3	at Kansas City (W)	33	27
11/10	New York Jets (OT) (L)	20	26
11/17	at Detroit (L)	19	20
11/24	St. Louis (L)	21	23
12/1	at Chicago (L)	13	16
12/8	Philadelphia (L)	7	20
12/15	at St. Louis (L)	14	26
	(H 0-7, A 2-5)	195	299

1975 (5-9)

4th Place, NFC East
BILL ARNSPARGER, Head Coach

Date	Opponent	Giants	Opp.
9/21	at Philadelphia (W)	23	14
9/28	at Washington (L)	13	49
10/5	at St. Louis (L)	14	26
10/12	Dallas (L)	7	13
10/20	at Buffalo (W)	17	14
10/25	St. Louis (L)	13	20
11/1	San Diego (W)	35	24
11/9	Washington (L)	13	21
11/16	Philadelphia (L)	10	13
11/23	Green Bay (Milw.) (L)	14	40
11/30	at Dallas (L)	3	14
12/7	Baltimore (L)	0	21
12/14	New Orleans (W)	28	14
12/21	at San Francisco (W)	26	23
	(H 2-5, A 3-4)	216	306

1976 (3-11)

5th Place, NFC East
BILL ARNSPARGER, Head Coach (0-7)
JOHN MCVAY, Head Coach (3-4)

Date	Opponent	Giants	Opp.
9/12	at Washington (L)	17	19
9/19	at Philadelphia (L)	7	20
9/26	at Los Angeles Rams (L)	10	24
10/3	at St. Louis (L)	21	27
10/10	Dallas (L)	14	24
10/17	at Minnesota (L)	7	24
10/24	Pittsburgh (L)	0	27
10/31	Philadelphia (L)	0	10
11/7	at Dallas (L)	3	9
11/14	Washington (W)	12	9
11/21	at Denver (L)	13	14
11/28	Seattle (W)	28	16
12/5	Detroit (W)	24	10
12/12	St. Louis (L)	14	17
	(H 3-4, A 0-7)	170	250

1977 (5-9)

5th Place, NFC East
JOHN MCVAY, Head Coach

Date	Opponent	Giants	Opp.
9/18	Washington (W)	20	17
9/25	at Dallas (L)	21	41
10/2	at Atlanta (L)	3	17
10/9	Philadelphia (L)	10	28
10/16	San Francisco (W)	20	17
10/23	at Washington (W)	17	6
10/31	at St. Louis (L)	0	28
11/6	Dallas (L)	10	24
11/13	at Tampa Bay (W)	10	0
11/20	Cleveland (L)	7	21
11/27	at Cincinnati (L)	13	30
12/4	St. Louis (W)	27	7
12/11	at Philadelphia (L)	14	17
12/18	Chicago (OT) (L)	9	12
	(H 3-4, A 2-5)	181	265

1978 (6-10)

5th Place, NFC East
JOHN MCVAY, Head Coach

Date	Opponent	Giants	Opp.
9/2	at Tampa Bay (W)	19	13
9/10	Dallas (L)	24	34
9/17	Kansas City (W)	26	10
9/24	San Francisco (W)	27	10
10/1	at Atlanta (L)	20	23
10/8	at Dallas (L)	3	24
10/15	Tampa Bay (W)	17	14
10/22	Washington (W)	17	6
10/29	at New Orleans (L)	17	28
11/5	at St. Louis (L)	10	20
11/12	at Washington (OT) (L)	13	16
11/19	Philadelphia (L)	17	19
11/26	at Buffalo (L)	17	41
12/3	Los Angeles Rams (L)	17	20
12/10	St. Louis (W)	17	0
12/17	Philadelphia (L)	3	20
	(H 5-3, A 1-7)	264	298

1979 (6-10)

4th Place, NFC East
RAY PERKINS, Head Coach

Date	Opponent	Giants	Opp.
9/2	at Philadelphia (L)	17	23
9/9	St. Louis (L)	14	27
9/17	at Washington (L)	0	27
9/23	Philadelphia (L)	13	17
9/30	at New Orleans (L)	14	24
10/7	Tampa Bay (W)	17	14
10/14	San Francisco (W)	32	16
10/21	at Kansas City (W)	21	17
10/28	at Los Angeles Rams (W)	20	14
11/4	Dallas (L)	14	16
11/11	Atlanta (W)	24	3
11/18	at Tampa Bay (L)	3	31
11/25	Washington (W)	14	6
12/2	at Dallas (L)	7	28
12/9	at St. Louis (L)	20	29
12/16	Baltimore (L)	7	31
	(H 4-4, A 2-6)	237	323

1980'S

1980 (4-12)

5th Place, NFC East
RAY PERKINS, Head Coach

Date	Opponent	Giants	Opp.
9/7	at St. Louis (W)	41	35
9/14	Washington (L)	21	23
9/22	at Philadelphia (L)	3	35
9/28	Los Angeles Rams (L)	7	28
10/5	at Dallas (L)	3	24
10/12	Philadelphia (L)	16	31
10/19	at San Diego (L)	7	44
10/26	Denver (L)	9	14
11/2	at Tampa Bay (L)	13	30
11/9	Dallas (W)	38	35
11/16	Green Bay (W)	27	21
11/23	at San Francisco (L)	0	12
11/30	St. Louis (L)	7	23
12/7	at Seattle (W)	27	21
12/13	at Washington (L)	13	16
12/21	Oakland (L)	17	33
	(H 2-6, A 2-6)	249	425

1981 (9-7)

3rd Place, NFC East
RAY PERKINS, Head Coach

Date	Opponent	Giants	Opp.
9/6	Philadelphia (L)	10	24
9/13	at Washington (W)	17	7
9/20	New Orleans (W)	20	7
9/27	at Dallas (L)	10	18
10/4	Green Bay (L)	14	27
10/11	St. Louis (W)	34	14
10/18	at Seattle (W)	32	0
10/25	at Atlanta (OT) (W)	27	24
11/1	New York Jets (L)	7	26
11/8	Green Bay (Milw.) (L)	24	26
11/15	at Washington (L)	27	30
11/22	at Philadelphia (W)	20	10
11/29	at San Francisco (L)	10	17
12/6	Los Angeles Rams (W)	10	7
12/13	at St. Louis (W)	20	10
12/19	at Dallas (OT) (W)	13	10
	(H 4-4, A 5-3)	295	257

NFC Wild Card Game
at Philadelphia (W) 27

NFC Playoff Game
at San Francisco (L) 24

1982 (4-5)

10th Place, NFC East
RAY PERKINS, Head Coach

Date	Opponent	Giants	Opp.
9/12	Atlanta (L)	14	16
9/20	Green Bay (L)	19	27
9/26	at Pittsburgh - Cancelled by Strike		
10/3	at Dallas - Cancelled by Strike		
10/10	St. Louis - Cancelled by Strike		
10/17	Cincinnati - Cancelled by Strike		
10/25	at Philadelphia - Cancelled by Strike		
10/31	Dallas - Cancelled by Strike		
11/7	at Cleveland - Cancelled by Strike		
11/14	at L. A. Rams - Cancelled by Strike		
11/21	Washington (L)	17	27
11/25	at Detroit (W)	13	6
12/5	Houston (W)	17	14
12/11	Philadelphia (W)	23	7
12/19	at Washington (L)	14	15
12/26	at St. Louis (L)	21	24
1/2	at Philadelphia (W)	26	24
	(H 2-3, A 2-2)	164	160

1983 (3-12-1)

5th Place, NFC East
BILL PARCELLS, Head Coach

Date	Opponent	Giants	Opp.
9/4	Los Angeles Rams (L)	6	16
9/11	at Atlanta (OT) (W)	16	13
9/18	at Dallas (L)	13	28
9/26	Green Bay (W)	27	3
10/2	San Diego (L)	34	41
10/9	Philadelphia (L)	13	17
10/16	at Kansas City (L)	17	38
10/24	at St. Louis (OT) (L)	20	20
10/30	Dallas (L)	20	38
11/7	at Detroit (L)	9	15
11/13	Washington (L)	17	33
11/20	at Philadelphia (W)	23	0
11/27	at Los Angeles Raiders (L)	12	27

12/4	St. Louis (L)	6	10
12/11	Seattle (L)	12	17
12/17	at Washington (L)	22	31
	(H 1-7, A 2-5-1)	267	347

1984 (9-7)

2nd Place, NFC East
BILL PARCELLS, Head Coach

Date	Opponent	Giants	Opp.
9/2	Philadelphia (W)	28	27
9/9	Dallas (W)	28	7
9/16	at Washington (L)	14	30
9/23	Tampa Bay (W)	17	14
9/30	at Los Angeles Rams (L)	12	33
10/8	San Francisco (L)	10	31
10/14	at Atlanta (W)	19	7
10/21	at Philadelphia (L)	10	24
10/28	Washington (W)	37	13
11/4	at Dallas (W)	19	7
11/11	at Tampa Bay (L)	17	2
11/18	St. Louis (W)	16	10
11/25	Kansas City (W)	28	27
12/2	at New York Jets (W)	20	10
12/9	at St. Louis (L)	21	31
12/15	New Orleans (L)	3	10
	(H 6-2, A 3-5)	299	301

NFC Wild Card Game

12/23	at Los Angeles Rams (W)	16	13
-------	-------------------------	----	----

NFC Playoff Game

12/29	at San Francisco (L)	10	21
-------	----------------------	----	----

1985 (10-6)

2nd Place, NFC East
BILL PARCELLS, Head Coach

Date	Opponent	Giants	Opp.
9/8	Philadelphia (W)	21	0
9/15	at Green Bay (L)	20	23
9/22	St. Louis (W)	27	17
9/29	at Philadelphia (OT) (W)	16	10
10/6	Dallas (L)	29	30
10/13	at Cincinnati (L)	30	35
10/20	Washington (W)	17	3
10/27	at New Orleans (W)	21	13
11/3	Tampa Bay (W)	22	20
11/10	Los Angeles Rams (W)	24	19
11/18	at Washington (L)	21	23
11/24	at St. Louis (W)	34	3
12/1	Cleveland (L)	33	35
12/8	at Houston (W)	35	14
12/15	at Dallas (L)	21	28
12/21	Pittsburgh (W)	28	10
	(H 6-2, A 4-4)	399	283

NFC Wild Card Game

12/29	San Francisco (W)	17	3
-------	-------------------	----	---

NFC Playoff Game

1/5	at Chicago (L)	0	21
-----	----------------	---	----

1986 (14-2)

1st Place, NFC East
BILL PARCELLS, Head Coach
WORLD CHAMPIONS

Date	Opponent	Giants	Opp.
9/8	at Dallas (L)	28	31
9/14	San Diego (W)	20	7
9/21	at Los Angeles Raiders (W)	14	9
9/28	New Orleans (W)	20	17
10/5	at St. Louis (W)	13	6
10/12	Philadelphia (W)	35	3
10/19	at Seattle (L)	12	17
10/27	Washington (W)	27	20
11/2	Dallas (W)	17	14
11/9	at Philadelphia (W)	17	14
11/16	at Minnesota (W)	22	20
11/23	Denver (W)	19	16
12/1	at San Francisco (W)	21	17
12/7	at Washington (W)	24	14
12/14	St. Louis (W)	27	7
12/20	Green Bay (W)	55	24
	(H 8-0, A 6-2)	371	236

NFC Playoff Game

1/4	San Francisco (W)	49	3
-----	-------------------	----	---

NFC Championship Game

1/11	Washington (W)	17	0
------	----------------	----	---

Super Bowl XXI (Pasadena, Calif.)

1/25	Denver (W)	39	20
------	------------	----	----

1987 (6-9)

5th Place, NFC East
BILL PARCELLS, Head Coach

Date	Opponent	Giants	Opp.
9/14	at Chicago (L)	19	34
9/20	Dallas (L)	14	16
9/27	at Miami - Cancelled by Strike		
10/5	San Francisco (L)	21	41
10/11	Washington (L)	12	38
10/18	at Buffalo (OT) (L)	3	6
10/25	St. Louis (W)	30	7
11/2	at Dallas (L)	24	33
11/8	New England (W)	17	10
11/15	at Philadelphia (W)	20	17
11/22	at New Orleans (L)	14	23
11/29	at Washington (L)	19	23
12/6	Philadelphia (OT) (W)	23	20
12/13	at St. Louis (L)	24	27
12/19	Green Bay (W)	20	10
12/27	New York Jets (W)	20	7
	(H 5-3, A 1-6)	280	312

1988 (10-6)

2nd Place, NFC East
BILL PARCELLS, Head Coach

Date	Opponent	Giants	Opp.
9/5	Washington (W)	27	20
9/11	San Francisco (L)	17	20
9/18	at Dallas (W)	12	10
9/25	Los Angeles Rams (L)	31	45
10/2	at Washington (W)	24	12
10/10	at Philadelphia (L)	13	24
10/16	Detroit (W)	30	10
10/23	at Atlanta (W)	23	16
10/30	at Detroit (OT) (W)	13	10
11/6	Dallas (W)	29	21
11/13	at Phoenix (L)	17	24
11/20	Philadelphia (OT) (L)	17	23
11/27	at New Orleans (W)	13	12
12/4	Phoenix (W)	44	7
12/11	Kansas City (W)	28	12
12/18	at New York Jets (L)	21	27
	(H 5-3, A 5-3)	359	304

1989 (12-4)

1st Place, NFC East
BILL PARCELLS, Head Coach

Date	Opponent	Giants	Opp.
9/11	at Washington (W)	27	24
9/17	Detroit (W)	24	14
9/24	Phoenix (W)	35	7
10/1	at Dallas (W)	30	13
10/8	at Philadelphia (L)	19	21
10/15	Washington (W)	20	17
10/22	at San Diego (W)	20	13
10/30	Minnesota (W)	24	14
11/5	at Phoenix (W)	20	13
11/12	at Los Angeles Rams (L)	10	31
11/19	Seattle (W)	15	3
11/27	at San Francisco (L)	24	34
12/3	Philadelphia (L)	17	24
12/10	at Denver (W)	14	1
12/16	Dallas (W)	15	0
12/24	Los Angeles Raiders (W)	34	17
	(H 7-1, A 5-3)	348	252

NFC Playoff Game

1/7	Los Angeles Rams (OT) (L)	13	19
-----	---------------------------	----	----

1990'S

1990 (13-3)

1st Place, NFC East
BILL PARCELLS, Head Coach
WORLD CHAMPIONS

Date	Opponent	Giants	Opp.
9/9	Philadelphia (W)	27	20
9/16	at Dallas (W)	28	7
9/23	Miami (W)	20	3
9/30	Dallas (W)	31	17
10/14	at Washington (W)	24	20
10/21	Phoenix (W)	20	19
10/28	Washington (W)	21	10
11/5	at Indianapolis (W)	24	7
11/11	at Los Angeles Rams (W)	31	7
11/18	Detroit (W)	20	0
11/25	at Philadelphia (L)	13	31
12/3	at San Francisco (L)	3	7

12/9	Minnesota (W)	23	15
12/15	Buffalo (L)	13	17
12/23	at Phoenix (W)	24	21
12/30	at New England (W)	13	10
	(H 7-1, A 6-2)	335	211

NFC Playoff Game

1/13	Chicago (W)	31	3
	NFC Championship Game		
1/20	at San Francisco (W)	15	13
	Super Bowl XXV (Tampa, Fla.)		
1/27	Buffalo (W)	20	19

1991 (8-8)

**4th Place, NFC East
RAY HANDLEY, Head Coach**

Date	Opponent	Giants	Opp.
9/2	San Francisco	16	14
9/8	Los Angeles Rams	13	19
9/15	at Chicago	17	20
9/22	Cleveland	13	10
9/29	at Dallas	16	21
10/6	Phoenix	20	9
10/14	at Pittsburgh	23	20
10/27	Washington	13	17
11/4	at Philadelphia	7	30
11/10	at Phoenix	21	14
11/17	Dallas	22	9
11/24	at Tampa Bay	21	14
12/1	at Cincinnati	24	27
12/8	Philadelphia	14	19
12/15	at Washington	17	34
12/21	Houston	24	20
	(H 5-3, A 3-5)	281	297

1992 (6-10)

**4th Place, NFC East
RAY HANDLEY, Head Coach**

Date	Opponent	Giants	Opp.
9/6	San Francisco (L)	14	31
9/13	Dallas (L)	28	34
9/21	at Chicago (W)	27	14
10/4	at Los Angeles Raiders (L)	10	13
10/11	Phoenix (W)	31	21
10/18	at Los Angeles Rams (L)	17	38
10/25	Seattle (W)	23	10
11/1	at Washington (W)	24	7
11/8	Green Bay (W)	27	7
11/15	at Denver (L)	13	27
11/22	Philadelphia (L)	34	47
11/26	at Dallas (L)	3	30
12/6	Washington (L)	10	28
12/12	at Phoenix (L)	0	19
12/19	Kansas City (W)	35	21
12/27	at Philadelphia (L)	10	20
	(H 4-4, A 2-6)	306	367

1993 (11-5)

**2nd Place, NFC East
DAN REEVES, Head Coach**

Date	Opponent	Giants	Opp.
9/5	at Chicago (W)	26	20
9/12	Tampa Bay (W)	23	7
9/19	Los Angeles Rams (W)	20	10
10/3	at Buffalo (L)	14	17
10/10	at Washington (W)	41	7
10/17	Philadelphia (W)	21	10
10/31	New York Jets (L)	6	10
11/7	at Dallas (L)	9	31
11/14	Washington (W)	20	6
11/21	at Philadelphia (W)	7	3
11/28	Phoenix (W)	19	17
12/5	at Miami (W)	19	14
12/12	Indianapolis (W)	20	6
12/20	at New Orleans (W)	24	14
12/26	at Phoenix (L)	6	17
1/2	Dallas (OT) (L)	13	16
	(H 6-2, A 5-3)	288	205

NFC Wild Card Game

1/9	Minnesota	17	10
	NFC Playoff Game		
1/15	at San Francisco (L)	3	44

1994 (9-7)

**2nd Place, NFC East
DAN REEVES, Head Coach**

Date	Opponent	Giants	Opp.
9/4	Philadelphia (W)	28	23

9/11	at Arizona (W)	20	17
9/18	Washington (W)	31	23
10/2	at New Orleans (L)	22	27
10/10	Minnesota (L)	10	27
10/16	at Los Angeles Rams (L)	10	17
10/23	Pittsburgh (L)	6	10
10/30	Detroit (OT) (L)	25	28
11/7	at Dallas (L)	10	38
11/13	Arizona (L)	9	10
11/21	at Houston (W)	13	10
11/27	at Washington (W)	21	19
12/4	at Cleveland (W)	16	13
12/11	Cincinnati (W)	27	20
12/18	at Philadelphia (W)	16	13
12/24	Dallas (W)	15	10
	(H 4-4, A 5-3)	279	305

1995 (5-11)

**4th Place, NFC East
DAN REEVES, Head Coach**

Date	Opponent	Giants	Opp.
9/4	Dallas (L)	0	35
9/10	at Kansas City (OT) (L)	17	20
9/17	at Green Bay (L)	6	14
9/24	New Orleans (W)	45	29
10/1	at San Francisco (L)	6	20
10/8	Arizona (OT) (W)	27	21
10/15	Philadelphia (L)	14	17
10/29	at Washington (W)	24	15
11/5	at Seattle (L)	28	30
11/12	Oakland (L)	13	17
11/19	at Philadelphia (L)	19	28
11/26	Chicago (L)	24	27
11/30	at Arizona (W)	10	6
12/10	Washington (W)	20	13
12/17	at Dallas (L)	20	21
12/23	San Diego (L)	17	27
	(H 3-5, A 2-6)	290	340

1996 (6-10)

**5th Place, NFC East
DAN REEVES, Head Coach**

Date	Opponent	Giants	Opp.
9/1	Buffalo (OT) (L)	20	23
9/8	at Dallas (L)	0	27
9/15	Washington (L)	10	31
9/22	at New York Jets (W)	13	6
9/29	Minnesota (W)	15	10
10/13	Philadelphia (L)	10	19
10/20	at Washington (L)	21	31
10/27	at Detroit (W)	35	7
11/3	Arizona (W)	16	8
11/10	at Carolina (L)	17	27
11/17	at Arizona (L)	23	31
11/24	Dallas (W)	20	6
12/1	at Philadelphia (L)	0	24
12/8	at Miami (W)	17	7
12/15	New Orleans (L)	3	17
12/21	New England (L)	22	23
	(H 3-5, A 3-5)	242	297

1997 (10-5-1)

**1st Place, NFC East
JIM FASSEL, Head Coach**

Date	Opponent	Giants	Opp.
8/31	Philadelphia (W)	31	17
9/7	at Jacksonville (L)	13	40
9/14	Baltimore (L)	23	24
9/21	at St. Louis (L)	3	13
9/28	New Orleans (W)	14	9
10/5	Dallas (W)	20	17
10/12	at Arizona (W)	27	13
10/19	at Detroit (OT) (W)	26	20
10/26	Cincinnati (W)	29	27
11/9	at Tennessee (L)	6	10
11/16	Arizona (W)	19	10
11/23	at Washington (OT) (T)	7	7
11/30	Tampa Bay (L)	8	20
12/7	at Philadelphia (W)	31	21
12/13	Washington (W)	30	10
12/21	at Dallas (W)	20	7
	(H 6-2, A 4-3-1)	307	265

NFC Wild Card Game

12/27	Minnesota (L)	22	23
-------	---------------	----	----

1998 (8-8)

**3rd Place, NFC East
JIM FASSEL, Head Coach**

Date	Opponent	Giants	Opp.
9/6	Washington (W)	31	24
9/13	at Oakland (L)	17	20
9/21	Dallas (L)	7	31
9/27	at San Diego (W)	34	16
10/4	at Tampa Bay (L)	3	20
10/11	Atlanta (L)	20	34
10/18	Arizona (W)	34	7
11/1	at Washington (L)	14	21
11/8	at Dallas (L)	6	16
11/15	Green Bay (L)	3	37
11/22	Philadelphia (W)	20	0
11/30	at San Francisco (L)	7	31
12/6	at Arizona (W)	23	19
12/13	Denver (W)	20	16
12/20	Kansas City (W)	28	7
12/27	at Philadelphia (W)	20	10
	(H 5-3, A 3-5)	287	309

1999 (7-9)

**3rd Place, NFC East
JIM FASSEL, Head Coach**

Date	Opponent	Giants	Opp.
9/12	at Tampa Bay (W)	17	13
9/19	Washington (L)	21	50
9/26	at New England (L)	14	16
10/3	Philadelphia (W)	16	15
10/10	at Arizona (L)	3	14
10/18	Dallas (W)	13	10
10/24	New Orleans (W)	31	3
10/31	at Philadelphia (OT) (W)	23	17
11/14	Indianapolis (L)	19	27
11/21	at Washington (L)	13	23
11/28	Arizona (L)	24	34
12/5	New York Jets (W)	41	28
12/12	at Buffalo (W)	19	17
12/19	at St. Louis (L)	10	31
12/26	Minnesota (L)	17	34
1/2	at Dallas (L)	18	26
	(H 4-4, A 3-5)	299	358

2000'S

2000 (12-4)

**1st Place, NFC East
JIM FASSEL, Head Coach**

Date	Opponent	Giants	Opp.
9/3	Arizona (W)	21	16
9/10	at Philadelphia (W)	33	18
9/17	at Chicago (W)	14	7
9/24	Washington (L)	6	16
10/1	at Tennessee (L)	14	28
10/8	at Atlanta (W)	13	6
10/15	Dallas (W)	19	14
10/29	Philadelphia (W)	24	7
11/5	at Cleveland (W)	24	3
11/12	St. Louis (L)	24	38
11/19	Detroit (L)	21	31
11/26	at Arizona (W)	31	7
12/3	at Washington (W)	9	7
12/10	Pittsburgh (W)	30	10
12/17	at Dallas (W)	17	13
12/23	Jacksonville (W)	28	25
	(H 5-3, A 7-1)	328	246

NFC Playoff Game

1/7	Philadelphia (W)	20	10
-----	------------------	----	----

NFC Championship Game

1/14	Minnesota (W)	41	0
------	---------------	----	---

Super Bowl XXXV (Tampa, Fla.)

1/28	Baltimore (L)	7	34
------	---------------	---	----

2001 (7-9)

**3rd Place, NFC East
JIM FASSEL, Head Coach**

Date	Opponent	Giants	Opp.
9/10	at Denver (L)	20	31
9/23	at Kansas City (W)	13	3
9/30	New Orleans (W)	21	13
10/7	Washington (W)	23	9
10/14	at St. Louis (L)	14	15
10/22	Philadelphia (L)	9	10
10/28	at Washington (L)	21	35
11/4	Dallas (OT) (W)	27	24
11/11	at Arizona (W)	17	10

11/19	at Minnesota (L)	16	28
11/25	Oakland (L)	10	28
12/9	at Dallas (L)	13	20
12/15	Arizona (W)	17	13
12/23	Seattle (W)	27	24
12/30	at Philadelphia (L)	21	24
1/6	Green Bay (L)	25	34
	(H 5-3, A 2-6)	294	321

2002 (10-6)

**2nd Place, NFC East
JIM FASSEL, Head Coach**

Date	Opponent	Giants	Opp.
9/5	San Francisco (L)	13	16
9/15	at St. Louis (W)	26	21
9/22	Seattle (L)	9	6
9/29	at Arizona (W)	7	21
10/6	at Dallas (W)	21	17
10/13	Atlanta (L)	10	17
10/28	at Philadelphia (L)	3	17
11/3	Jacksonville (W)	24	17
11/10	at Minnesota (W)	27	20
11/17	Washington (W)	19	17
11/24	at Houston (L)	14	16
12/1	Tennessee (OT) (L)	29	32
12/8	at Washington (W)	27	21
12/15	Dallas (W)	37	7
12/22	at Indianapolis (W)	44	27
12/28	Philadelphia (OT) (W)	10	7
	(H 5-3, A 5-3)	320	279

NFC Wild Card

1/5	at San Francisco (L)	38	39
-----	----------------------	----	----

2003 (4-12)

**4th Place, NFC East
JIM FASSEL, Head Coach**

Date	Opponent	Giants	Opp.
9/7	St. Louis (W)	23	13
9/15	Dallas (OT) (L)	32	35
9/21	at Washington (OT) (W)	24	21
10/5	Miami (L)	10	23
10/12	at New England (L)	6	17
10/19	Philadelphia (L)	10	14
10/26	at Minnesota (W)	29	17
11/2	at New York Jets (OT) (W)	31	28
11/9	Atlanta (L)	7	27
11/16	at Philadelphia (L)	10	28
11/24	at Tampa Bay (L)	13	19
11/30	Buffalo (L)	7	24
12/7	Washington (L)	7	20
12/14	at New Orleans (L)	7	45
12/21	at Dallas (L)	3	19
12/28	Carolina (L)	24	37
	(H 1-7, A 3-5)	243	387

2004 (6-10)

**2nd Place, NFC East
TOM COUGHLIN, Head Coach**

Date	Opponent	Giants	Opp.
9/12	at Philadelphia (L)	17	31
9/19	Washington (W)	20	14
9/26	Cleveland (W)	27	10
10/3	at Green Bay (W)	14	7
10/10	at Dallas (W)	26	10
10/24	Detroit (L)	13	28
10/31	at Minnesota (W)	34	13
11/7	Chicago (L)	21	28
11/14	at Arizona (L)	14	17
11/21	Atlanta (L)	10	14
11/28	Philadelphia (L)	6	27
12/5	at Washington (L)	7	31
12/12	at Baltimore (L)	14	37
12/18	Pittsburgh (L)	30	33
12/26	at Cincinnati (L)	22	23
1/2	Dallas (W)	28	24
	(H 3-5, A 3-5)	303	347

2005 (11-5)

**1st Place, NFC East
TOM COUGHLIN, Head Coach**

Date	Opponent	Giants	Opp.
9/11	Arizona (W)	42	19
9/19	at *New Orleans (W)	27	10

9/25	at San Diego (L)	23	45
10/2	St. Louis (W)	44	24
10/16	at Dallas (OT) (L)	13	16
10/23	Denver (W)	24	23
10/30	Washington (W)	36	0
11/6	at San Francisco (W)	24	6
11/13	Minnesota (L)	21	24
11/20	Philadelphia (W)	27	17
11/27	at Seattle (OT) (L)	21	24
12/4	Dallas (W)	17	10
12/11	at Philadelphia (OT) (W)	26	23
12/17	Kansas City (W)	27	17
12/24	at Washington (L)	20	35
12/31	at Oakland (W)	30	21
	(H 7-1, A 4-4)	422	314

*Game played at Giants Stadium

NFC Wild Card			
1/8	Carolina (L)	0	23

2006 (8-8)

3rd Place, NFC East TOM COUGHLIN, Head Coach			
Date	Opponent	Giants	Opp.
9/10	Indianapolis (L)	21	26
9/17	at Philadelphia (OT) (W)	30	24
9/24	at Seattle (L)	30	42
10/8	Washington (W)	19	3
10/15	at Atlanta (W)	27	14
10/23	at Dallas (W)	36	22
10/29	Tampa Bay (W)	17	3
11/5	Houston (W)	14	10
11/12	Chicago (L)	20	38
11/20	at Jacksonville (L)	10	26
11/26	at Tennessee (L)	21	24
12/3	Dallas (L)	20	23
12/10	at Carolina (W)	27	13
12/17	Philadelphia (L)	22	36
12/24	New Orleans (L)	7	30
12/30	at Washington (W)	34	28
	(H 3-5, A 5-3)	355	362

NFC Wild Card			
1/7	at Philadelphia (L)	20	23

2007 (10-6)

2nd Place, NFC East TOM COUGHLIN, Head Coach WORLD CHAMPIONS			
Date	Opponent	Giants	Opp.
9/9	at Dallas (L)	35	45
9/16	Green Bay (L)	13	35
9/23	at Washington (W)	24	17
9/30	Philadelphia (W)	16	3
10/7	New York Jets (W)	35	24
10/15	at Atlanta (W)	31	10
10/21	San Francisco (W)	33	15
10/28	at Miami (W)	13	10
11/11	Dallas (L)	20	31
11/18	at Detroit (W)	16	10
11/25	Minnesota (L)	17	41
12/2	at Chicago (W)	21	16
12/9	at Philadelphia (W)	16	13
12/16	Washington (L)	10	22
12/23	at Buffalo (W)	38	21
12/29	New England (L)	35	38
	(H 3-5, A 7-1)	373	351

NFC Wild Card			
1/6	at Tampa Bay (W)	24	14

NFC Playoff Game			
1/13	at Dallas (W)	21	17

NFC Championship Game			
1/20	at Green Bay (OT) (W)	23	20

Super Bowl XLII (Glendale, AZ)			
2/3	at New England (W)	17	14

2008 (12-4)

1st Place, NFC East TOM COUGHLIN, Head Coach			
Date	Opponent	Giants	Opp.
9/4	Washington (W)	16	7
9/14	at St. Louis (W)	41	13
9/21	Cincinnati (OT) (W)	26	23
10/5	Seattle (W)	44	6
10/13	at Cleveland (L)	14	35
10/19	San Francisco (W)	29	17
10/26	at Pittsburgh (W)	21	14
11/2	Dallas (W)	35	14

11/9	at Philadelphia (W)	36	31
11/16	Baltimore (W)	30	10
11/23	at Arizona (W)	37	29
11/30	at Washington (W)	23	7
12/7	Philadelphia (L)	14	20
12/14	at Dallas (L)	8	20
12/21	Carolina (OT) (W)	34	28
12/28	at Minnesota (L)	19	20
	(H 7-1, A 5-3)	427	294

NFC Playoff Game			
1/11	Philadelphia (L)	11	23

2009 (8-8)

3rd Place, NFC East TOM COUGHLIN, Head Coach			
Date	Opponent	Giants	Opp.
9/13	Washington (W)	23	17
9/20	at Dallas (W)	33	31
9/27	at Tampa Bay (W)	24	0
10/4	at Kansas City (W)	27	16
10/11	Oakland (W)	44	7
10/18	at New Orleans (L)	27	48
10/25	Arizona (L)	17	24
11/1	at Philadelphia (L)	17	40
11/8	San Diego (L)	20	21
11/22	Atlanta (OT) (W)	34	31
11/26	at Denver (L)	6	26
12/6	Dallas (W)	31	24
12/13	Philadelphia (L)	38	45
12/21	at Washington (W)	45	12
12/27	Carolina (L)	9	41
1/3	at Minnesota (L)	7	44
	(H 4-4, A 4-4)	402	427

2010'S

2010 (10-6)

2nd Place, NFC East TOM COUGHLIN, Head Coach			
Date	Opponent	Giants	Opp.
9/12	Carolina (W)	31	18
9/19	at Indianapolis (L)	14	38
9/26	Tennessee (L)	10	29
10/3	Chicago (W)	17	3
10/10	at Houston (W)	34	10
10/17	Detroit (W)	28	20
10/25	at Dallas (W)	41	35
11/7	at Seattle (W)	41	7
11/14	Dallas (L)	20	33
11/21	at Philadelphia (L)	17	27
11/28	Jacksonville (W)	24	20
12/5	Washington (W)	31	7
12/13	*at Minnesota (W)	21	3
12/19	Philadelphia (L)	31	38
12/26	at Green Bay (L)	17	45
1/2	at Washington (W)	17	14
	(H 5-3, A 5-3)	394	347

*Game played in Detroit

2011 (9-7)

1st Place, NFC East TOM COUGHLIN, Head Coach WORLD CHAMPIONS			
Date	Opponent	Giants	Opp.
9/11	at Washington (L)	14	28
9/19	St. Louis (W)	28	16
9/25	at Philadelphia (W)	29	16
10/2	at Arizona (W)	31	27
10/9	Seattle (L)	25	36
10/16	Buffalo (W)	27	24
10/30	Miami (W)	20	17
11/6	at New England (W)	24	20
11/13	at San Francisco (L)	20	27
11/20	Philadelphia (L)	10	17
11/28	at New Orleans (L)	24	49
12/4	Green Bay (L)	35	38
12/11	at Dallas (W)	37	34
12/18	Washington (L)	10	23
12/24	at Jets (W)	29	14
1/1	Dallas (W)	31	14
	(H 4-4, A 5-3)	394	400

NFC Wild Card			
----------------------	--	--	--

1/8	Atlanta (W)	24	2
NFC Playoff Game			
1/15	at Green Bay (W)	37	20
NFC Championship Game			
1/22	at San Francisco (OT) (W)	20	17
Super Bowl XLVI (Indianapolis)			
2/5	New England (W)	21	17
2012 (9-7)			

3rd Place, NFC East			
TOM COUGHLIN, Head Coach			
Date	Opponent	Giants	Opp.
9/5	Dallas (L)	17	24
9/16	Tampa Bay (W)	41	34
9/20	at Carolina (W)	36	7
9/30	at Philadelphia (L)	17	19
10/7	Cleveland (W)	41	27
10/14	at San Francisco (W)	26	3
10/21	Washington (W)	27	23
10/28	at Dallas (W)	29	24
11/4	Pittsburgh (L)	20	24
11/11	at Cincinnati (L)	13	31
11/25	Green Bay (W)	38	10
12/3	at Washington (L)	16	17
12/9	New Orleans (W)	52	27
12/16	at Atlanta (L)	0	34
12/23	at Baltimore (L)	14	33
12/30	Philadelphia (W)	42	7
	(H-6-2, A 3-5)	424	339

2013 (7-9)			
3rd Place, NFC East			
TOM COUGHLIN, Head Coach			
Date	Opponent	Giants	Opp.
9/8	at Dallas (L)	31	36
9/15	Denver (L)	23	41
9/22	at Carolina (L)	0	38
9/29	at Kansas City (L)	7	31
10/6	Philadelphia (L)	21	36
10/10	at Chicago (L)	21	27
10/21	Minnesota (W)	23	7
10/27	at Philadelphia (W)	15	7
11/10	Oakland (W)	24	20
11/17	Green Bay (W)	27	13
11/24	Dallas (L)	21	24
12/1	at Washington (W)	24	17
12/8	at San Diego (L)	14	37
12/15	Seattle (L)	0	23
12/22	at Detroit (OT) (W)	23	20
12/29	Washington (W)	20	6
	(H-4-4, A 3-5)	424	339

2014 (6-10)			
3rd Place, NFC East			
TOM COUGHLIN, Head Coach			
Date	Opponent	Giants	Opp.
9/8	at Detroit (L)	14	35
9/14	Arizona (L)	14	25
9/21	Houston (W)	30	17
9/25	at Washington (W)	45	14
10/5	Atlanta (W)	30	20
10/12	at Philadelphia (L)	0	27
10/19	at Dallas (L)	21	31
11/3	Indianapolis (L)	24	40
11/9	at Seattle (L)	17	38
11/16	San Francisco (L)	10	16
11/23	Dallas (L)	28	31
11/30	at Jacksonville (L)	24	25
12/7	at Tennessee (W)	36	7
12/14	Washington (W)	24	13
12/21	at St. Louis (W)	37	27
12/28	Philadelphia (L)	26	34
	(H-3-5, A 3-5)	424	339

2015 (6-10)			
3rd Place, NFC East			
TOM COUGHLIN, Head Coach			
Date	Opponent	Giants	Opp.
9/13	at Dallas (L)	26	27
9/20	Atlanta (L)	20	24
9/24	Washington (W)	32	21
10/4	at Buffalo (W)	24	10
10/11	San Francisco (W)	30	27
10/19	at Philadelphia (L)	7	27
10/25	Dallas (W)	27	20
11/1	at New Orleans (L)	49	52
11/8	at Tampa Bay (W)	32	18

11/15	New England (L)	26	27
11/29	at Washington (L)	14	20
12/6	New York Jets (OT) (L)	20	23
12/14	at Miami (W)	31	24
12/20	Carolina (L)	35	38
12/27	at Minnesota (L)	17	49
1/3	Philadelphia (L)	30	35
	(H 3-5, A 3-5)	420	422

2016 (11-5)			
2nd Place, NFC East			
BEN McADOO, Head Coach			
Date	Opponent	Giants	Opp.
9/11	at Dallas (W)	20	19
9/18	New Orleans (W)	16	13
9/25	Washington (L)	27	29
10/3	at Minnesota (L)	10	24
10/9	at Green Bay (L)	16	23
10/16	Baltimore (W)	27	23
10/23	at Los Angeles (W)	17	10
11/6	Philadelphia (W)	28	23
11/14	Cincinnati (W)	21	20
11/20	Chicago (W)	22	16
11/27	at Cleveland (W)	27	13
12/4	at Pittsburgh (L)	14	24
12/11	Dallas (W)	10	7
12/18	Detroit (W)	17	6
12/22	at Philadelphia (L)	19	24
1/1	at Washington (W)	19	10
	(H 7-1, A 4-4)	310	284
NFC Wild Card			
1/8	at Green Bay (L)	13	38

2017 (3-13)			
4th Place, NFC East			
BEN McADOO, Head Coach (2-10)			
STEVE SPAGNUOLO (1-3)			
Date	Opponent	Giants	Opp.
9/10	at Dallas (L)	3	19
9/18	Detroit (L)	10	24
9/24	at Philadelphia (L)	24	27
10/1	at Tampa Bay (L)	23	25
10/8	LA Chargers (L)	22	27
10/15	at Denver (W)	23	10
10/22	Seattle (L)	7	24
11/5	LA Rams (L)	17	51
11/12	at San Francisco (L)	21	31
11/19	Kansas City (OT) (W)	12	9
11/23	at Washington (L)	10	20
12/3	at Oakland (L)	17	24
12/10	Dallas (L)	10	30
12/17	Philadelphia (L)	29	34
12/24	at Arizona (L)	0	23
12/31	Washington (W)	18	10
	(H 2-6, A 1-7)	246	388

2018 (5-11)			
4th Place, NFC East			
PAT SHURMUR, Head Coach			
Date	Opponent	Giants	Opp.
9/9	Jacksonville (L)	15	20
9/16	at Dallas (L)	13	20
9/23	at Houston (W)	27	22
9/30	New Orleans (L)	18	33
10/7	at Carolina (L)	31	33
10/11	Philadelphia (L)	13	34
10/22	at Atlanta (L)	20	23
10/28	Washington (L)	13	20
11/12	at San Francisco (W)	27	23
11/18	Tampa Bay (W)	38	35
11/25	at Philadelphia (L)	22	25
12/2	Chicago (OT) (W)	30	27
12/9	at Washington (W)	40	16
12/16	Tennessee (L)	0	17
12/23	at Indianapolis (L)	27	28
12/30	Dallas (L)	35	36
	(H 2-6, A 3-5)	369	412

2019 (4-12)			
3rd Place, NFC East			
PAT SHURMUR, Head Coach			
Date	Opponent	Giants	Opp.
9/8	at Dallas (L)	17	35
9/15	Buffalo (L)	14	28
9/22	at Tampa Bay (W)	32	31
9/29	Washington (W)	24	3

10/6	Minnesota (L)	10	28
10/10	at New England (L)	14	35
10/20	Arizona (L)	21	27
10/27	at Detroit (L)	26	31
11/4	Dallas (L)	18	37
11/10	at New York Jets (L)	27	34
11/24	at Chicago (L)	14	19
12/1	Green Bay (L)	14	31
12/9	at Philadelphia (OT) (L)	17	23
12/15	Miami (W)	36	20
12/22	at Washington (OT) (W)	41	35
12/29	Philadelphia (L)	17	34
	(H 2-6, A 2-6)	341	451

1/15	NFC Wild Card at Minnesota (W)	31	24
1/21	NFC Playoff Game at Philadelphia (L)	7	38

2020'S

2020 (6-10)

2nd Place, NFC East
JOE JUDGE, Head Coach

Date	Opponent	Giants	Opp.
9/14	Pittsburgh (L)	16	26
9/20	at Chicago (L)	13	17
9/27	San Francisco (L)	9	36
10/4	at L.A. Rams (L)	9	17
10/11	at Dallas (L)	34	37
10/18	Washington (W)	20	19
10/22	at Philadelphia (L)	21	22
11/2	Tampa Bay (L)	23	25
11/8	at Washington (W)	23	20
11/15	Philadelphia (W)	27	17
11/29	at Cincinnati (W)	19	17
12/6	at Seattle (W)	17	12
12/13	Arizona (L)	7	26
12/20	Cleveland (L)	6	20
12/27	at Baltimore (L)	13	27
1/3	Dallas (W)	23	19
	(H 3-5, A 3-5)	280	357

2021 (4-13)

4th Place, NFC East
JOE JUDGE, Head Coach

Date	Opponent	Giants	Opp.
9/12	Denver (L)	13	27
9/16	at Washington (L)	29	30
9/26	Atlanta (L)	14	17
10/3	at New Orleans (OT) (W)	27	21
10/10	at Dallas (L)	20	44
10/17	LA Rams (L)	11	38
10/24	Carolina (W)	25	3
11/1	at Kansas City (L)	17	20
11/7	Las Vegas (W)	23	16
11/22	at Tampa Bay (L)	10	30
11/28	Philadelphia (W)	13	7
12/5	at Miami (L)	9	20
12/12	at Los Angeles Chargers (L)	21	37
12/19	Dallas (L)	6	21
12/26	at Philadelphia (L)	10	34
1/2	at Chicago (L)	3	29
1/9	Washington (L)	7	22
	(H 3-5, A 1-8)	258	416

2022 (9-7-1)

3rd Place, NFC East
BRIAN DABOLL, Head Coach

Date	Opponent	Giants	Opp.
9/11	at Tennessee (W)	21	20
9/18	Carolina (W)	19	16
9/26	Dallas (L)	16	23
10/2	Chicago (W)	20	12
10/9	at Green Bay (W)	27	22
10/16	Baltimore (W)	24	20
10/23	at Jacksonville (W)	23	17
10/30	at Seattle (L)	13	27
11/13	Houston (W)	24	16
11/20	Detroit (L)	18	31
11/24	at Dallas (L)	20	28
12/4	Washington (T)	20	20
12/11	Philadelphia (L)	22	48
12/18	at Washington (W)	20	12
12/24	at Minnesota (L)	24	27
1/1	Indianapolis (W)	38	10
1/8	at Philadelphia (L)	16	22
	(H 5-3-1, A 4-4)	365	371

GIANTS PRESEASON YEAR-BY-YEAR RESULTS

1950'S

1950 (3-1)

Date	Opponent	Giants	Opp.
8/12	at Ottawa Roughriders (W)	20	6
8/18	Chicago (W) (at Syracuse, N.Y.)	10	7
8/29	Green Bay (L) (at Boston)	0	10
9/7	L.A. Rams (W)	24	14

1951 (3-3)

Date	Opponent	Giants	Opp.
8/11	at Ottawa Roughriders (W)	38	6
8/24	Detroit (L) (at Dallas)	21	31
9/2	Chicago (W) (at Memphis, Tenn.)	14	0
9/8	Washington (L) (at Birmingham, Al.)	10	14
9/20	L.A. Rams (L)	21	23
9/24	Philadelphia (W) (at Hershey, Pa.)	21	6

1952 (3-2)

Date	Opponent	Giants	Opp.
8/16	Green Bay (W) (at Milwaukee)	7	0
8/22	Pittsburgh (W) (at Des Moines, Ia.)	24	10
9/2	at Detroit (L)	17	33
9/14	Chicago (L)	7	17
9/18	L.A. Rams (W)	30	17

1953 (3-2)

Date	Opponent	Giants	Opp.
8/22	Green Bay (L) (at Minneapolis)	7	31
8/28	Detroit (L) (at Dallas)	7	38
9/3	Chicago (W)	14	7
9/12	Baltimore (W) (at St. Louis, Mo.)	10	6
9/21	San Francisco (W)	28	21

1954 (3-3)

Date	Opponent	Giants	Opp.
8/9	L.A. Rams (L) (Portland, Or.)	7	30
8/14	at San Francisco (L)	35	43
8/21	Cardinals (W) (at Spokane, Wa.)	26	0
9/4	Detroit (L) (at Norman, Okl.)	13	28
9/12	Chicago (W)	28	24
9/18	Green Bay (W) (at Milwaukee)	38	27

1955 (2-4)

Date	Opponents	Giants	Opp.
8/13	Green Bay (L) (at Spokane, Wa.)	24	30
8/20	San Francisco (W) (at Seattle, Wa.)	28	43
8/28	L.A. Rams (OT) (L) (Portland, Or.)	17	0
9/6	Baltimore (W) (at Minneapolis, Mn.)	17	28
9/10	Chicago (L)	0	24

9/18	at Detroit (L)	17	27
1956 (4-2)			
Date	Opponent	Giants	Opp.
8/20	Baltimore (W) (at Boston, Ma.)	28	10
8/25	at Green Bay (L)	13	17
9/1	L.A. Rams (W) (at Seattle, Wa.)	20	10
9/8	San Francisco (W) (at Portland, Or.)	21	14
9/15	Chicago (L)	10	20
9/23	Cardinals (W) (at Memphis, Tn.)	42	7

1957 (4-2)			
Date	Opponent	Giants	Opp.
8/9	College All-Stars (W) (at Chicago, Ill.)	22	12
8/18	at San Francisco (L)	15	24
8/23	at L.A. Rams (W)	24	7
8/30	Chicago (W)	24	17
9/7	Green Bay (L) (at Boston, Ma.)	10	13
9/22	at Detroit (W)	17	0

1958 (1-5)			
Date	Opponent	Giants	Opp.
8/17	at San Francisco (W)	19	10
8/22	at L.A. Rams (L)	10	38
8/29	at Detroit (L)	17	24
9/6	Green Bay (L) (at Boston)	20	41
9/14	at Baltimore (L)	21	27
9/21	Baltimore (L) (at Louisville, Ky.)	21	42

1959 (3-3)			
Date	Opponent	Giants	Opp.
8/15	Philadelphia (L) (at Hershey, Pa.)	17	21
8/21	Baltimore (L) (at Dallas, Tx.)	3	28
8/29	at Detroit (W)	38	0
9/5	Green Bay (W) (at Bangor, Me.)	14	0
9/11	Chicago (L)	6	18
9/19	San Francisco (W) (at Salt Lake City, Ut.)	17	13

1960'S

1960 (1-3-1)			
Date	Opponent	Giants	Opp.
8/15	Chicago (L) (at Toronto)	7	16
8/22	Green Bay (L) (at Jersey City, N.J.)	7	16
8/27	Dallas (L) (at Louisville, Ky.)	3	14
9/11	Detroit (T) (at New Haven, Conn.)	16	16
9/15	at L.A. Rams (W)	20	6

1961 (2-2-1)			
Date	Opponent	Giants	Opp.
8/12	San Francisco (W) (at Portland, Ore.)	21	20
8/19	at L.A. Rams (T)	17	17
8/26	Dallas (W) (at Albuquerque, N.M.)	28	10
9/4	at Green Bay (L)	17	20
9/10	Baltimore (L) (at New Haven, Conn.)	20	49

1962 (2-2-1)			
Date	Opponent	Giants	Opp.
8/11	St. Louis (T) (Hall of Fame Game, Canton, Oh.)	21	21
8/19	at San Francisco (L)	10	42
8/25	at L.A. Rams (W)	31	24
9/3	at Green Bay (L)	17	20
9/8	Philadelphia (W) (at Princeton, N.J.)	27	10

1963 (2-3)

Date	Opponent	Giants	Opp.
8/10	Chicago (L) (at Ithaca, N.Y.)	7	17
8/17	Detroit (W) (at Cleveland, Oh.)	24	21
8/25	at Minnesota (L)	16	17
9/2	at Green Bay (L)	17	24
9/7	Philadelphia (W) (at Princeton, N.J.)	34	10

1964 (1-4)			
Date	Opponent	Giants	Opp.
8/8	at Minnesota (L)	7	21
8/15	at Green Bay (L)	10	34
8/22	Washington (L) (at Ithaca, N.Y.)	24	27
8/29	Philadelphia (W) (at Princeton, N.J.)	28	17
9/5	Detroit (L) (at Cleveland, Oh.)	10	24

1965 (1-4)			
Date	Opponent	Giants	Opp.
8/14	at Green Bay (L)	7	44
8/22	Pittsburgh (W) (at New Haven, Conn.)	17	7
8/28	Philadelphia (L) (at Princeton, N.J.)	13	34
9/4	Detroit (L) (at Cleveland, Oh.)	21	25
9/11	Minnesota (L) (at Omaha, Neb.)	9	24

1966 (3-2)			
Date	Opponent	Giants	Opp.
8/6	Pittsburgh (W) (at Ithaca, N.Y.)	16	14
8/13	Atlanta (W) (at Nashville, Tenn.)	14	7
8/21	Detroit (W) (at New Haven, Conn.)	17	7
8/27	Philadelphia (L) (at Princeton, N.J.)	23	24
9/3	at Green Bay (L) (Milwaukee, Wis.)	10	37

1967 (1-3-1)			
Date	Opponent	Giants	Opp.
8/12	Atlanta (T) (at Ithaca, N.Y.)	10	10
8/18	Washington (L) (at Raleigh, N. C.)	13	31
8/27	Minnesota (W) (at New Haven, Conn.)	21	3
9/2	Philadelphia (L) (at Princeton, N.J.)	13	24
9/9	at Green Bay (L)	14	31

1968 (2-2)			
Date	Opponent	Giants	Opp.
8/10	at Green Bay (W)	15	14
8/17	Atlanta (W) (at Nashville, Tenn.)	17	13
8/25	St. Louis (L) (at New Haven, Conn.)	10	18
9/7	Philadelphia (L) (at Princeton, N.J.)	7	21

1969 (0-5)			
Date	Opponent	Giants	Opp.
8/9	at Green Bay (L)	21	22
8/17	New York Jets (L) (at New Haven, Conn.)	14	37
8/30	Philadelphia (L) (at Princeton, N.J.)	17	24
9/6	at Minnesota (L)	27	28
9/11	Pittsburgh (L) (at Montreal)	13	17

1970'S

1970 (2-3-1)			
Date	Opponent	Giants	Opp.
8/8	at Green Bay (T)	31	31
8/15	at San Diego (L)	27	30
8/23	New York Jets (W) (at New Haven, Conn.)	28	24
8/28	at Pittsburgh (L)	6	21

9/5	Philadelphia (W) (at Princeton, N.J.)	27	7
9/12	Cleveland (L)	29	30
1971 (0-6)			
Date	Opponent	Giants	Opp.
8/9	at Houston (L)	6	35
8/15	at New England (L)	14	20
8/22	New York Jets (L) (at New Haven, Conn.)	14	27
8/28	Philadelphia (L) (at Princeton, N.J.)	14	26
9/4	at Cleveland (L)	7	30
9/12	Pittsburgh (L)	3	20
1972 (3-2-1)			
Date	Opponent	Giants	Opp.
7/29	Kansas City (L) (Hall of Fame Game, Canton, Oh.)	17	23
8/5	at Pittsburgh (L)	10	28
8/20	New York Jets (T) (at New Haven, Conn.)	31	31
8/27	at New England (W)	31	10
9/2	Philadelphia (W) (at Princeton, N.J.)	27	12
9/10	Cleveland (W)	28	21
1973 (6-0)			
Date	Opponent	Giants	Opp.
8/4	at San Diego (W)	28	3
8/12	at New England (W)	13	7
8/19	New York Jets (W) (at New Haven, Conn.)	45	30
8/26	Pittsburgh (W)	29	24
9/1	Philadelphia (W) (at Princeton, N. J.)	42	21
9/8	Cleveland (W) (at Akron, Oh.)	21	10
1974 (2-4)			
Date	Opponent	Giants	Opp.
8/3	at Houston (L)	7	16
8/11	at New England (W)	21	6
8/17	New York Jets (W) (at New Haven, Conn.)	21	13
8/24	at Pittsburgh (L)	7	17
8/31	Philadelphia (L) (at Princeton, N.J.)	21	24
9/6	at Buffalo (L)	17	23
1975 (4-2)			
Date	Opponent	Giants	Opp.
8/10	at New England (W)	28	14
8/16	at San Diego (W)	17	7
8/24	New York Jets (W) (at New Haven, Conn.)	21	20
8/30	Pittsburgh (W) (at Princeton, N.J.)	24	7
9/7	Cleveland (L) (at Seattle, Wash.)	20	24
9/13	at Miami (L)	13	31
1976 (4-2)			
Date	Opponent	Giants	Opp.
8/1	at New England (L)	7	13
8/9	New York Jets (W) (at Yankee Stadium)	16	14
8/14	at Houston (W)	30	14
8/20	at Pittsburgh (W)	17	0
8/28	at Green Bay (W)	20	16
9/4	at San Diego (L)	13	14
1977 (1-5)			
Date	Opponent	Giants	Opp.
8/6	New England (L)	3	19
8/13	at New Orleans (L)	7	23
8/20	at San Diego (L)	17	29
8/29	Buffalo (OT) (W)	24	21
9/4	New York Jets (L)	0	10
9/11	Miami (L)	21	27
1978 (2-2)			
Date	Opponent	Giants	Opp.
8/7	at Cleveland (W)	21	7
8/12	New York Jets (L)	23	27
8/19	Pittsburgh (W)	13	6
8/26	San Diego (L)	6	17
1979 (1-3)			

Date	Opponent	Giants	Opp.
8/4	Cleveland (W)	27	7
8/11	at Pittsburgh (L)	3	10
8/18	San Diego (L)	3	7
8/25	New York Jets (L)	6	14

1980

Date	Opponent	Giants	Opp.
1980 (1-3)			
8/9	Pittsburgh (L)	0	13
8/16	Denver (W)	9	6
8/22	at Baltimore (L)	20	37
8/30	New York Jets (L)	7	32

Date	Opponent	Giants	Opp.
1981 (2-2)			
8/8	at Chicago (W)	23	7
8/15	Baltimore (W)	20	17
8/22	New York Jets (L)	24	37
8/29	at Pittsburgh (L)	6	31

Date	Opponent	Giants	Opp.
1982 (1-3)			
8/14	at Baltimore (L)	14	19
8/21	Pittsburgh (L)	10	13
8/28	New York Jets (W)	22	10
9/3	at Miami (OT) (L)	13	16

Date	Opponent	Giants	Opp.
1983 (3-1)			
8/7	New York Jets (W)	23	16
8/12	at Pittsburgh (W)	22	13
8/20	Baltimore (W)	27	24
8/26	Miami (L)	3	24

Date	Opponent	Giants	Opp.
1984 (3-1)			
8/3	at New England (W)	48	20
8/11	at Indianapolis (L)	20	26
8/18	New York Jets (W)	20	14
8/25	Pittsburgh (W)	16	9

Date	Opponent	Giants	Opp.
1985 (5-0)			
8/3	Houston (W) (HOF Game Canton, OH)	21	20
8/10	at Denver (W)	30	20
8/17	Green Bay (W)	10	2
8/24	New York Jets (OT) (W)	34	31
8/30	at Pittsburgh (W)	24	14

Date	Opponent	Giants	Opp.
1986 (3-1)			
8/6	at Atlanta (L)	24	31
8/16	at Green Bay (W)	22	14
8/23	New York Jets (W)	20	16
8/30	Pittsburgh (W)	17	3

Date	Opponent	Giants	Opp.
1987 (3-1)			
8/16	at New England (W)	19	17
8/22	Cleveland (W)	24	10
8/29	New York Jets (L)	23	30
9/5	at Pittsburgh (W)	26	20

Date	Opponent	Giants	Opp.
1988 (3-1)			
8/6	at Green Bay (W)	34	3
8/13	New York Jets (W)	24	21
8/20	Pittsburgh (W)	28	17
8/26	at Cleveland (L)	13	17

Date	Opponent	Giants	Opp.
1989 (3-1)			
8/12	at New England (W)	20	17
8/20	at Kansas City (W)	45	7
8/26	New York Jets (W)	21	17
9/2	Pittsburgh (L)	10	13

1990'S

Date	Opponent	Giants	Opp.
1990 (4-0)			
8/13	at Buffalo (W)	20	6
8/18	at Houston (W)	13	10
8/25	New York Jets (W)	17	7
9/1	Cleveland (W)	28	10

Date	Opponent	Giants	Opp.
1991 (2-2)			
8/5	Buffalo (W)	23	17

8/10	at Cleveland (L)	10	16
8/17	New York Jets (W)	24	20
8/24	at New England (L)	3	24

1992 (2-2)			
Date	Opponent	Giants	Opp.
8/9	Cincinnati (W)	13	7
8/15	Cleveland (W)	16	7
8/22	at New York Jets (L)	14	20
8/29	at Pittsburgh (L)	3	24

1993 (2-2)			
Date	Opponent	Giants	Opp.
8/7	at Cincinnati (W)	27	16
8/14	Pittsburgh (L)	17	23
8/21	New York Jets (W)	14	13
8/28	at Miami (L)	17	23

1994 (1-4)			
Date	Opponent	Giants	Opp.
7/30	Miami (L)	19	20
8/6	Cleveland (L)	15	24
8/13	San Diego (Berlin) (W)	28	20
8/20	at New York Jets (L)	10	13
8/27	at Chicago (L)	21	27

1995 (3-1)			
Date	Opponent	Giants	Opp.
8/6	at Cleveland (W)	19	13
8/11	vs. New Orleans (W)	14	13
8/19	vs. New York Jets (W)	32	31
8/26	at Carolina (L)	3	6

1996 (1-3)			
Date	Opponent	Giants	Opp.
8/2	at Jacksonville (W)	24	17
8/10	Baltimore (L)	27	37
8/17	at New York Jets (L)	6	13
8/23	Carolina (L)	7	34

1997 (1-3)			
Date	Opponent	Giants	Opp.
8/2	at Baltimore (W)	21	20
8/9	Jacksonville (L)	16	38
8/16	New York Jets (L)	17	27
8/22	Green Bay (L) (at Madison, WI)	17	22

1998 (1-3)			
Date	Opponent	Giants	Opp.
8/8	Cincinnati (W)	24	17
8/14	at Jacksonville (L)	10	24
8/20	at New York Jets (L)	23	27
8/28	Baltimore (L)	6	14

1999 (2-2)			
Date	Opponent	Giants	Opp.
8/13	at Minnesota (W)	36	21
8/21	Jacksonville (W)	27	20
8/28	New York Jets (L)	10	16
9/3	at Baltimore (L)	28	24

2000'S

2000 (0-4)			
Date	Opponent	Giants	Opp.
8/5	Chicago (L)	8	20
8/11	at Jacksonville (L)	13	16
8/19	at New York Jets (L)	24	27
8/25	Baltimore (L)	17	24

2001 (1-3)			
Date	Opponent	Giants	Opp.
8/11	at New England (L)	0	14
8/16	Jacksonville (W)	27	5
8/25	New York Jets (L)	14	17
8/31	at Baltimore (L)	9	38

2002 (3-2)			
Date	Opponent	Giants	Opp.
8/5	vs. Houston (W) (HOF Game Canton, OH)	34	17
8/10	New England (W)	22	19
8/17	at Atlanta (L)	24	36
8/24	at New York Jets (L)	7	28
8/29	Baltimore (W)	13	0

2003 (1-3)			
Date	Opponent	Giants	Opp.

8/7	at New England (L)	6	26
8/15	Carolina (L)	10	20
8/23	New York Jets (L)	14	15
8/28	at Baltimore (W)	30	24

2004 (1-3)			
Date	Opponent	Giants	Opp.
8/13	Kansas City (W)	34	24
8/19	at Carolina (L)	20	27
8/27	at New York Jets (L)	10	17
9/2	Baltimore (L)	17	27

2005 (3-1)			
Date	Opponent	Giants	Opp.
8/13	at Cleveland (L)	14	17
8/20	Carolina (W)	27	21
8/23	New York Jets (W)	15	14
9/1	at New England (W)	27	3

2006 (4-0)			
Date	Opponent	Giants	Opp.
8/11	at Baltimore (W)	17	16
8/17	Kansas City (W)	17	0
8/25	at New York Jets (W)	13	7
8/31	New England (W)	31	23

2007 (1-3)			
Date	Opponent	Giants	Opp.
8/11	Carolina (L)	21	24
8/19	at Baltimore (W)	13	12
8/25	New York Jets (L)	12	20
8/30	at New England (L)	20	27

2008 (2-2)			
Date	Opponent	Giants	Opp.
8/7	at Detroit (L)	10	13
8/18	Cleveland (W)	37	34
8/23	at New York Jets (L)	7	10
8/28	New England (W)	19	14

2009 (1-3)			
Date	Opponent	Giants	Opp.
8/17	vs. Carolina (W)	24	17
8/22	at Chicago (L)	3	17
8/29	vs. New York Jets (L)	25	27
9/3	at New England (L)	27	38

2010'S

2010 (2-2)			
Date	Opponent	Giants	Opp.
8/16	at New York Jets (W)	31	16
8/21	Pittsburgh (L)	17	24
8/28	at Baltimore (L)	10	24
9/2	New England (W)	20	17

2011 (2-2)			
Date	Opponent	Giants	Opp.
8/13	at Carolina (L)	10	20
8/22	Chicago (W)	41	13
8/29	New York Jets (L)	3	17
9/1	at New England (W)	18	17

2012 (2-2)			
Date	Opponent	Giants	Opp.
8/10	at Jacksonville (L)	31	32
8/18	at New York Jets (W)	26	3
8/24	Chicago (L)	17	20
9/1	New England (W)	6	3

2013 (1-3)			
Date	Opponent	Giants	Opp.
8/10	at Pittsburgh (W)	18	13
8/18	Indianapolis (L)	12	20
8/24	New York Jets (OT) (L)	24	21
8/29	at New England (L)	20	28

2014 (5-0)			
Date	Opponent	Giants	Opp.
8/3	at Buffalo (HOF) (W)	17	30
8/9	Pittsburgh (W)	20	16
8/16	at Indianapolis (W)	27	26
8/24	at New York Jets (W)	35	24
8/29	New England (W)	16	13

2015 (2-2)			
Date	Opponent	Giants	Opp.
8/14	at Cincinnati (L)	10	23
8/22	Jacksonville (W)	22	12

8/29	New York Jets (L)	28	18
9/3	at New England (W)	12	9
2016 (2-2)			
Date	Opponent	Giants	Opp.
8/12	Miami (L)	10	27
8/20	at Buffalo (L)	0	21
8/27	at New York Jets (W)	21	20
9/1	New England (W)	17	9
2017 (2-2)			
Date	Opponent	Giants	Opp.
8/11	Pittsburgh (L)	12	20
8/21	at Cleveland (L)	6	10
8/26	New York Jets (W)	32	31
8/31	at New England (W)	40	38
2018 (2-2)			
Date	Opponent	Giants	Opp.
8/9	Cleveland (L)	10	20
8/17	at Detroit (W)	30	17
8/24	at New York Jets (W)	22	16
8/30	New England (L)	12	17
2019 (4-0)			
Date	Opponent	Giants	Opp.
8/8	New York Jets (W)	31	22
8/16	Chicago (W)	32	13
8/22	at Cincinnati (W)	25	23
8/29	at New England (W)	31	29

2020'S

2020
No Preseason Games

2021 (0-3)			
Date	Opponent	Giants	Opp.
8/24	New York Jets (L)	7	12
8/22	at Cleveland (L)	13	17
8/29	New England (L)	20	22
2022 (2-1)			
Date	Opponent	Giants	Opp.
8/11	at New England (W)	23	21
8/21	Cincinnati (W)	25	22
8/28	at Jets (L)	27	31

ALL-TIME SERIES RESULTS

***ARIZONA VS. N.Y. GIANTS**
RS: Giants lead series, 80-46-2

1926	Giants, 20-0 (NY)	1960	Giants, 35-14 (StL)
1927	Giants, 28-7 (NY)		Cardinals, 20-13 (NY)
1929	Giants, 24-21 (NY)	1961	Cardinals, 21-10 (NY)
1930	Giants, 25-12 (NY)		Giants, 24-9 (StL)
	Giants, 13-7 (C)	1962	Giants, 31-14 (StL)
1935	Cardinals, 14-13 (NY)		Giants, 31-28 (NY)
1936	Giants, 14-6 (NY)	1963	Giants, 38-21 (StL)
1938	Giants, 6-0 (NY)		Cardinals, 24-17 (NY)
1939	Giants, 17-7 (NY)	1964	Giants, 34-17 (NY)
1941	Cardinals, 10-7 (NY)		Tie, 10-10 (StL)
1942	Giants, 21-7 (NY)	1965	Giants, 14-10 (NY)
1943	Giants, 24-13 (NY)		Giants, 28-15 (StL)
1946	Giants, 28-24 (NY)	1966	Cardinals, 24-19 (StL)
1947	Giants, 35-31 (NY)		Cardinals, 20-17 (NY)
1948	Cardinals, 63-35 (NY)	1967	Giants, 37-20 (StL)
1949	Giants, 41-38 (C)		Giants, 37-14 (NY)
1950	Cardinals, 17-3 (C)	1968	Cardinals, 28-21 (NY)
	Giants, 51-21 (NY)	1969	Cardinals, 42-17 (StL)
1951	Giants, 28-17 (NY)		Giants, 49-6 (NY)
	Giants, 10-0 (C)	1970	Giants, 35-17 (NY)
1952	Cardinals, 24-23 (NY)		Giants, 34-17 (StL)
	Giants, 28-6 (C)	1971	Giants, 21-20 (StL)
1953	Giants, 21-7 (NY)		Cardinals, 24-7 (NY)
	Giants, 23-20 (C)	1972	Giants, 27-21 (NY)
1954	Giants, 41-10 (C)		Giants, 13-7 (StL)
	Giants, 31-17 (NY)	1973	Cardinals, 35-27 (StL)
1955	Cardinals, 28-17 (C)		Giants, 24-13 (New Haven)
	Giants, 10-0 (NY)	1974	Cardinals, 23-21 (New Haven)
1956	Cardinals, 35-27 (C)		Cardinals, 26-14 (StL)
	Giants, 23-10 (NY)	1975	Cardinals, 26-14 (StL)
1957	Giants, 27-14 (NY)		Cardinals, 20-13 (NY)
	Giants, 28-21 (C)	1976	Cardinals, 27-21 (StL)
1958	Giants, 37-7 (Buffalo)		Cardinals, 17-14 (NY)
	Cardinals, 23-6 (NY)	1977	Cardinals, 28-0 (StL)
1959	Giants, 9-3 (NY)		Giants, 27-7 (NY)
	Giants, 30-20 (Minn)	1978	Cardinals, 20-10 (StL)
			Giants, 17-0 (NY)
		1979	Cardinals, 27-14 (NY)
			Cardinals, 29-20 (StL)
		1980	Giants, 41-35 (StL)
			Cardinals, 23-7 (NY)
		1981	Giants, 34-14 (NY)
			Giants, 20-10 (StL)
		1982	Cardinals, 24-21 (StL)
		1983	Tie, 20-20 (StL) OT
			Cardinals, 10-6 (NY)
		1984	Giants, 16-10 (NY)
			Cardinals, 31-21 (StL)
		1985	Giants, 27-17 (NY)
			Giants, 34-3 (StL)
		1986	Giants, 13-6 (StL)
			Giants, 27-7 (NY)
		1987	Giants, 30-7 (NY)
			Cardinals, 27-24 (StL)
		1988	Cardinals, 24-17 (P)
			Giants, 44-7 (NY)
		1989	Giants, 35-7 (NY)
			Giants, 20-13 (P)
		1990	Giants, 20-19 (NY)
			Giants, 24-21 (P)
		1991	Giants, 20-9 (NY)
			Giants, 21-14 (P)
		1992	Giants, 31-21 (NY)
			Cardinals, 19-0 (P)
		1993	Giants, 19-17 (NY)
			Cardinals, 17-6 (P)
		1994	Giants, 20-17 (A)
			Cardinals, 10-9 (NY)
		1995	Giants, 27-21 (NY) OT
			Giants, 10-6 (A)
		1996	Giants, 16-8 (NY)
			Cardinals, 31-23 (A)
		1997	Giants, 27-13 (A)
			Giants, 19-10 (NY)
		1998	Giants, 34-7 (NY)
			Giants, 23-19 (A)
		1999	Cardinals, 14-3 (A)
			Cardinals, 34-24 (NY)
		2000	Giants, 21-16 (NY)
			Giants, 31-7 (A)
		2001	Giants, 17-10 (A)

	Giants, 17-13 (NY)
2002	Cardinals, 21-7 (A)
2004	Cardinals, 17-14 (A)
2005	Giants, 42-19 (NY)
2008	Giants, 37-29 (A)
2009	Cardinals, 24-17 (NY)
2011	Giants, 31-27 (A)
2014	Cardinals, 25-14 (NY)
2017	Cardinals, 23-0 (A)
2019	Cardinals, 27-21 (NY)
2020	Cardinals, 26-7 (NY)

RS Pts.—Giants 2,788, Cardinals 2,227

*Franchise known as Phoenix prior to 1994, in St. Louis prior to 1988, and in Chicago prior to 1960

ATLANTA VS. N.Y. GIANTS

**RS: Falcons lead series, 14-11
PS: Giants lead series, 1-0**

1966	Falcons, 27-16 (NY)
1968	Falcons, 24-21 (A)
1971	Giants, 21-17 (A)
1974	Falcons, 14-7 (New Haven)
1977	Falcons, 17-3 (A)
1978	Falcons, 23-20 (A)
1979	Giants, 24-3 (NY)
1981	Giants, 27-24 (A) OT
1982	Falcons, 16-14 (NY)
1983	Giants, 16-13 (A) OT
1984	Giants, 19-7 (A)
1988	Giants, 23-16 (A)
1998	Falcons, 34-20 (NY)
2000	Giants, 13-6 (A)
2002	Falcons, 17-10 (NY)
2003	Falcons, 27-7 (NY)
2004	Falcons, 14-10 (NY)
2006	Giants, 27-14 (A)
2007	Giants, 31-10 (A)
2009	Giants, 34-31 (NY) OT
2011	*Giants, 24-2 (NY)
2012	Falcons, 34-0 (A)
2014	Giants, 30-20 (NY)
2015	Falcons, 24-20 (NY)
2018	Falcons, 23-20 (A)
2021	Falcons, 17-14 (NY)

**RS Pts.—Falcons 478 - Giants 453
PS Pts.—Giants 24, Falcons 2**

*NFC First-Round Playoff

BALTIMORE VS. N.Y. GIANTS

**RS: Ravens lead series, 4-3
PS: Ravens lead series, 1-0**

1997	Ravens, 24-23 (NY)
2000	*Ravens, 34-7 (Tampa)
2004	Ravens, 37-14 (B)
2008	Giants, 30-10 (NY)
2012	Ravens, 33-14 (B)
2016	Giants, 27-13 (NY)
2020	Ravens, 27-13 (B)
2022	Giants, 24-20 (NY)

**RS Pts.—Ravens 174, Giants 145
PS Pts.—Ravens 34, Giants 7**

*Super Bowl XXXV

BUFFALO VS. N.Y. GIANTS

**RS: Bills lead series, 7-6
PS: Giants lead series, 1-0**

1970	Giants, 20-6 (NY)
1975	Giants, 17-14 (B)
1978	Bills, 41-17 (B)
1987	Bills, 6-3 (B) OT
1990	Bills, 17-13 (NY)
	*Giants, 20-19 (Tampa)
1993	Bills, 17-14 (B)
1996	Bills, 23-20 (NY) OT
1999	Giants, 19-17 (B)
2003	Bills, 24-7 (NY)
2007	Giants, 38-21 (B)
2011	Giants, 27-24 (NY)
2015	Giants, 24-10 (B)
2019	Bills, 28-14 (NY)

**RS Pts.—Bills 248, Giants 233
PS Pts.—Giants 20, Bills 19**

*Super Bowl XXV

CAROLINA VS. N.Y. GIANTS

**RS: Series tied, 6-6
PS: Panthers lead series, 1-0**

1996	Panthers, 27-17 (C)
2003	Panthers, 37-24 (NY)
2005	*Panthers, 23-0 (NY)
2006	Giants, 27-13 (C)
2008	Giants, 34-28 (NY) OT
2009	Panthers, 41-9 (NY)
2010	Giants, 31-18 (NY)
2012	Giants, 36-7 (C)
2013	Panthers, 38-0 (C)
2015	Panthers, 38-35 (NY)
2018	Panthers, 33-31 (C)
2021	Giants, 25-3 (NY)
2022	Giants, 19-16 (NY)

**RS Pts.—Panthers 299, Giants 288
PS Pts.—Panthers 23, Giants 0**

*NFC First-Round Playoff

CHICAGO VS. N.Y. GIANTS

**RS: Bears lead series, 31-22-2
PS: Bears lead series, 5-3**

1925	Bears, 19-7 (NY) Giants, 9-0 (C)
1926	Bears, 7-0 (C)
1927	Giants, 13-7 (NY)
1928	Bears, 13-0 (C)
1929	Giants, 26-14 (C) Giants, 34-0 (NY) Giants, 14-9 (C)
1930	Giants, 12-0 (C) Bears, 12-0 (NY)
1931	Bears, 6-0 (C) Bears, 12-6 (NY) Giants, 25-6 (C)
1932	Bears, 28-8 (NY) Bears, 6-0 (C)
1933	Bears, 14-10 (C) Giants, 3-0 (NY) *Bears, 23-21 (C)
1934	Bears, 27-7 (C) Bears, 10-9 (NY) *Giants, 30-13 (NY)
1935	Bears, 20-3 (NY) Giants, 3-0 (C)
1936	Bears, 25-7 (NY)
1937	Tie, 3-3 (NY)
1939	Giants, 16-13 (NY)
1940	Bears, 37-21 (NY)
1941	*Bears, 37-9 (C)
1942	Bears, 26-7 (NY)
1943	Bears, 56-7 (NY)
1946	Giants, 14-0 (NY) *Bears, 24-14 (NY)
1948	Bears, 35-14 (C)
1949	Giants, 35-28 (NY)
1956	Tie, 17-17 (NY) *Giants, 47-7 (NY)
1962	Giants, 26-24 (C)
1963	*Bears, 14-10 (C)
1965	Bears, 35-14 (NY)
1967	Bears, 34-7 (C)
1969	Giants, 28-24 (NY)
1970	Bears, 24-16 (NY)
1974	Bears, 16-13 (C)
1977	Bears, 12-9 (NY) OT
1985	**Bears, 21-0 (C)
1987	Bears, 34-19 (C)
1990	**Giants, 31-3 (NY)
1991	Bears, 20-17 (C)
1992	Giants, 27-14 (C)
1993	Giants, 26-20 (C)
1995	Bears, 27-24 (NY)
2000	Giants, 14-7 (C)
2004	Bears, 28-21 (NY)
2006	Bears, 38-20 (NY)
2007	Giants, 21-16 (C)
2010	Giants, 17-3 (NY)
2013	Bears, 27-21 (C)
2016	Giants, 22-16 (NY)
2018	Giants, 30-27 (NY) OT
2019	Bears, 19-14 (NY)
2020	Bears, 17-13 (CHI)
2021	Bears, 29-3 (CHI)
2022	Giants, 20-12 (NY)

RS Pts.—Bears 973, Giants 772
PS Pts.—Giants 162, Bears 142

*NFL Championship
 **NFC Divisional Playoff

CINCINNATI VS. N.Y. GIANTS

RS: Bengals lead series, 6-4

1972	Bengals, 13-10 (C)
1977	Bengals, 30-13 (C)
1985	Bengals, 35-30 (C)
1991	Bengals, 27-24 (C)
1994	Giants, 27-20 (NY)
1997	Giants, 29-27 (NY)
2004	Bengals, 23-22 (C)
2008	Giants, 26-23 (NY) OT
2012	Bengals, 31-13 (C)
2016	Giants, 21-10 (NY)
2020	Giants, 19-17 (NY)

RS Pts.—Bengals 266, Giants 234

CLEVELAND VS. N.Y. GIANTS

RS: Browns lead series, 27-21-2
PS: Series tied, 1-1

1950	Giants, 6-0 (C)
	Giants, 17-13 (NY)
	*Browns, 8-3 (C)
1951	Browns, 14-13 (C)
	Browns, 10-0 (NY)
1952	Giants, 17-9 (C)
	Giants, 37-34 (NY)
1953	Browns, 7-0 (NY)
	Browns, 62-14 (C)
1954	Browns, 24-14 (C)
	Browns, 16-7 (NY)
1955	Browns, 24-14 (C)
	Tie, 35-35 (NY)
1956	Giants, 21-9 (C)
	Browns, 24-7 (NY)
1957	Browns, 6-3 (C)
	Browns, 34-28 (NY)
1958	Giants, 21-17 (C)
	Giants, 13-10 (NY)
	*Giants, 10-0 (NY)
1959	Giants, 10-6 (C)
	Giants, 48-7 (NY)
1960	Giants, 17-13 (C)
	Browns, 48-34 (NY)
1961	Giants, 37-21 (C)
	Tie, 7-7 (NY)
1962	Browns, 17-7 (C)
	Giants, 17-13 (NY)
1963	Browns, 35-24 (NY)
	Giants, 33-6 (C)
1964	Browns, 42-20 (C)
	Browns, 52-20 (NY)
1965	Browns, 38-14 (NY)
	Browns, 34-21 (C)
1966	Browns, 28-7 (NY)
	Browns, 49-40 (C)
1967	Giants, 38-34 (NY)
	Browns, 24-14 (C)
1968	Browns, 45-10 (C)
1969	Browns, 28-17 (C)
	Giants, 27-14 (NY)
1973	Browns, 12-10 (C)
1977	Browns, 21-7 (NY)
1985	Browns, 35-33 (NY)
1991	Giants, 13-10 (NY)
1994	Giants, 16-13 (C)
2000	Giants, 24-3 (C)
2004	Giants, 27-10 (NY)
2008	Browns, 35-14 (C)
2012	Giants, 41-27 (NY)
2016	Giants, 27-13 (C)
2020	Browns, 20-6 (NY)

RS Pts.—Browns 1,108, Giants 947
PS Pts.—Giants 13, Browns 8

*Conference Playoff

DALLAS VS. N.Y. GIANTS

RS: Cowboys lead series, 73-47-2
PS: Giants lead series, 1-0

1960	Tie, 31-31 (NY)
1961	Giants, 31-10 (D)
	Cowboys, 17-16 (NY)
1962	Giants, 41-10 (D)
	Giants, 41-31 (NY)
1963	Giants, 37-21 (NY)
	Giants, 34-27 (D)
1964	Tie, 13-13 (D)
	Cowboys, 31-21 (NY)
1965	Cowboys, 31-2 (D)
	Cowboys, 38-20 (NY)
1966	Cowboys, 52-7 (D)
	Cowboys, 17-7 (NY)
1967	Cowboys, 38-24 (D)
1968	Giants, 27-21 (D)
	Cowboys, 28-10 (NY)
1969	Cowboys, 25-3 (D)
1970	Cowboys, 28-10 (D)
	Giants, 23-20 (NY)
1971	Cowboys, 20-13 (D)
	Cowboys, 42-14 (NY)
1972	Cowboys, 23-14 (NY)
	Giants, 23-3 (D)
1973	Cowboys, 45-28 (D)
	Cowboys, 23-10 (New Haven)
1974	Giants, 14-6 (D)
	Cowboys, 21-7 (New Haven)
1975	Cowboys, 13-7 (NY)
	Cowboys, 14-3 (D)
1976	Cowboys, 24-14 (NY)
	Cowboys, 9-3 (D)
1977	Cowboys, 41-21 (D)
	Cowboys, 24-10 (NY)
1978	Cowboys, 34-24 (NY)
	Cowboys, 24-3 (D)
1979	Cowboys, 16-14 (NY)
	Cowboys, 28-7 (D)
1980	Cowboys, 24-3 (D)
	Giants, 38-35 (NY)
1981	Cowboys, 18-10 (D)
	Giants, 13-10 (NY) OT
1983	Cowboys, 28-13 (D)
	Cowboys, 38-20 (NY)
1984	Giants, 28-7 (NY)
	Giants, 19-7 (D)
1985	Cowboys, 30-29 (NY)
	Cowboys, 28-21 (D)
1986	Cowboys, 31-28 (D)
	Giants, 17-14 (NY)
1987	Cowboys, 16-14 (NY)
	Cowboys, 33-24 (D)
1988	Giants, 12-10 (D)
	Giants, 29-21 (NY)
1989	Giants, 30-13 (D)
	Giants, 15-0 (NY)
1990	Giants, 28-7 (D)
	Giants, 31-17 (NY)
1991	Cowboys, 21-16 (D)
	Giants, 22-9 (NY)
1992	Cowboys, 34-28 (NY)
	Cowboys, 30-3 (D)
1993	Cowboys, 31-9 (D)
	Cowboys, 16-13 (NY) OT
1994	Cowboys, 38-10 (D)
	Giants, 15-10 (NY)
1995	Cowboys, 35-0 (NY)
	Cowboys, 21-20 (D)
1996	Cowboys, 27-0 (D)
	Giants, 20-6 (NY)
1997	Giants, 20-17 (NY)
	Giants, 20-7 (D)
1998	Cowboys, 31-7 (NY)
	Cowboys, 16-6 (D)
1999	Giants, 13-10 (NY)
	Cowboys, 26-18 (D)
2000	Giants, 19-14 (NY)
	Giants, 17-13 (D)
2001	Giants, 27-24 (NY) OT
	Cowboys, 20-13 (D)
2002	Giants, 21-17 (D)
	Giants, 37-7 (NY)

2003	Cowboys, 35-32 (NY) OT
	Cowboys, 19-3 (D)
2004	Giants, 26-10 (D)
	Giants, 28-24 (NY)
2005	Cowboys, 16-13 (D) OT
	Giants, 17-10 (NY)
2006	Giants, 36-22 (D)
	Cowboys, 23-20 (NY)
2007	Cowboys, 45-35 (D)
	Cowboys, 31-20 (NY)
	*Giants, 21-17 (D)
2008	Giants, 35-14 (NY)
	Cowboys, 20-8 (D)
2009	Giants, 33-31 (D)
	Giants, 31-24 (NY)
2010	Giants, 41-35 (D)
	Cowboys, 33-20 (NY)
2011	Giants 37-34 (D)
	Giants 31-14 (NY)
2012	Cowboys, 24-17 (NY)
	Giants, 29-24 (D)
2013	Cowboys, 36-31 (D)
	Cowboys, 24-21 (NY)
2014	Cowboys, 31-21 (D)
	Cowboys, 31-28 (NY)
2015	Cowboys, 27-26 (D)
	Giants, 27-20 (NY)
2016	Giants, 20-19 (D)
	Giants, 10-7 (NY)
2017	Cowboys, 19-3 (D)
	Cowboys, 30-10 (NY)
2018	Cowboys, 20-13 (D)
	Cowboys, 35-36 (NY)
2019	Cowboys, 35-17 (D)
	Cowboys, 37-18 (NY)
2020	Cowboys, 37-34 (D)
	Giants, 23-19 (NY)
2021	Cowboys, 44-20 (D)
	Cowboys, 21-6 (NY)
2022	Cowboys, 23-16 (NY)
	Cowboys, 28-20 (D)

RS Pts.—Cowboys 2,798, Giants 2,334
PS Pts.—Giants 21, Cowboys 17

*NFC Divisional Playoff

DENVER VS. N.Y. GIANTS

RS: Broncos lead series, 7-6
PS: Giants lead series, 1-0

1972	Giants, 29-17 (NY)
1976	Broncos, 14-13 (D)
1980	Broncos, 14-9 (NY)
1986	Giants, 19-16 (NY)
	*Giants, 39-20 (Pasadena)
1989	Giants, 14-7 (D)
1992	Broncos, 27-13 (D)
1998	Giants, 20-16 (NY)
2001	Broncos, 31-20 (D)
2005	Giants, 24-23 (NY)
2009	Broncos, 26-6 (D)
2013	Broncos, 41-23 (NY)
2017	Giants, 23-10 (D)
2021	Broncos, 27-13 (D)

RS Pts.—Broncos 269, Giants 226
PS Pts.—Giants 39, Broncos 20

*Super Bowl XXI

***DETROIT VS. N.Y. GIANTS**

RS: Lions leads series, 24-21-1
PS: Lions lead series, 1-0

1930	Giants, 19-6 (P)
1931	Spartans, 14-6 (P)
	Giants, 14-0 (NY)
1932	Spartans, 7-0 (P)
	Spartans, 6-0 (NY)
1933	Spartans, 17-7 (P)
	Giants, 13-10 (NY)
1934	Lions, 9-0 (D)
1935	**Lions, 26-7 (D)
1936	Giants, 14-7 (NY)
	Lions, 38-0 (D)
1937	Lions, 17-0 (NY)
1939	Lions, 18-14 (D)
1941	Giants, 20-13 (NY)
1943	Tie, 0-0 (D)

1945	Giants, 35-14 (NY)
1947	Lions, 35-7 (D)
1949	Lions, 45-21 (NY)
1953	Lions, 27-16 (NY)
1955	Giants, 24-19 (D)
1958	Giants, 19-17 (D)
1962	Giants, 17-14 (NY)
1964	Lions, 26-3 (D)
1967	Lions, 30-7 (NY)
1969	Lions, 24-0 (D)
1972	Lions, 30-16 (D)
1974	Lions, 20-19 (D)
1976	Giants, 24-10 (NY)
1982	Giants, 13-6 (D)
1983	Lions, 15-9 (D)
1988	Giants, 30-10 (NY)
	Giants, 13-10 (D) OT
1989	Giants, 24-14 (NY)
1990	Giants, 20-0 (NY)
1994	Lions, 28-25 (NY) OT
1996	Giants, 35-7 (D)
1997	Giants, 26-20 (D) OT
2000	Lions, 31-21 (NY)
2004	Lions, 28-13 (NY)
2007	Giants, 16-10 (D)
2010	Giants, 28-20 (NY)
2013	Giants, 23-20 (D) OT
2014	Lions, 35-14 (D)
2016	Giants, 17-6 (NY)
2017	Lions, 24-10 (NY)
2019	Lions, 31-26 (D)
2022	Lions, 31-18 (NY)

RS Pts.—Lions 819, Giants 696
PS Pts.—Lions 26, Giants 7

*Franchise in Portsmouth prior to 1934 and known as the Spartans

**NFL Championship

GREEN BAY VS. N.Y. GIANTS

RS: Packers lead series, 29-24-2
PS: Packers lead series, 5-3

1928	Giants, 6-0 (GB)
	Packers, 7-0 (NY)
1929	Packers, 20-6 (NY)
1930	Packers, 14-7 (GB)
	Giants, 13-6 (NY)
1931	Packers, 27-7 (GB)
	Packers, 14-10 (NY)
1932	Packers, 13-0 (GB)
	Giants, 6-0 (NY)
1933	Giants, 10-7 (Mil)
	Giants, 17-6 (NY)
1934	Packers, 20-6 (Mil)
	Giants, 17-3 (NY)
1935	Packers, 16-7 (GB)
1936	Packers, 26-14 (NY)
1937	Giants, 10-0 (NY)
1938	Giants, 15-3 (NY)
	*Giants, 23-17 (NY)
1939	*Packers, 27-0 (Mil)
1940	Giants, 7-3 (NY)
1942	Tie, 21-21 (NY)
1943	Packers, 35-21 (NY)
1944	Giants, 24-0 (NY)
	*Packers, 14-7 (NY)
1945	Packers, 23-14 (NY)
1947	Tie, 24-24 (NY)
1948	Giants, 49-3 (Mil)
1949	Giants, 30-10 (GB)
1952	Packers, 17-3 (NY)
1957	Giants, 31-17 (GB)
1959	Giants, 20-3 (NY)
1961	Packers, 20-17 (Mil)
	*Packers, 37-0 (GB)
	*Packers, 16-7 (NY)
1962	*Packers, 16-7 (NY)
1967	Packers, 48-21 (NY)
1969	Packers, 20-10 (Mil)
1971	Giants, 42-40 (GB)
1973	Packers, 16-14 (New Haven)
1975	Packers, 40-14 (Mil)
1980	Giants, 27-21 (NY)
1981	Packers, 27-14 (NY)
	Packers, 26-24 (Mil)
1982	Packers, 27-19 (NY)

1983	Giants, 27-3 (NY)
1985	Packers, 23-20 (GB)
1986	Giants, 55-24 (NY)
1987	Giants, 20-10 (NY)
1992	Giants, 27-7 (NY)
1995	Packers, 14-6 (GB)
1998	Packers, 37-3 (NY)
2001	Packers, 34-25 (NY)
2004	Giants, 14-7 (GB)
2007	Packers, 35-13 (NY)
	**Giants, 23-20 (GB) OT
2010	Packers 45-17 (GB)
2011	Packers, 38-35 (NY)
	***Giants, 37-20 (GB)
2012	Giants, 38-10 (NY)
2013	Giants, 27-13 (NY)
2016	Packers, 23-16 (GB)
	****Packers, 38-13 (GB)
2019	Packers, 31-13 (NY)
2022	Giants, 27-22 (London)

RS Pts.—Packers 999, Giants 980
PS Pts.—Packers 189, Giants 110

*NFL Championship
 **NFC Championship Game
 ***Divisional Playoff
 ****Wild Card

HOUSTON VS. N.Y. GIANTS

RS: Giants lead series, 5-1

2002	Texans, 16-14 (H)
2006	Giants, 14-10 (NY)
2010	Giants, 34-10 (H)
2014	Giants, 30-17 (NY)
2018	Giants, 27-22 (H)
2022	Giants, 24-16 (NY)

RS Pts.—Giants 143, Texans 91

INDIANAPOLIS VS. N.Y. GIANTS

RS: Colts lead series, 10-7
PS: Colts lead series, 2-0

1954	Colts, 20-14 (B)
1955	Giants, 17-7 (NY)
1958	Giants, 24-21 (NY)
	**Colts, 23-17 (NY) OT
1959	**Colts, 31-16 (B)
1963	Giants, 37-28 (B)
1968	Colts, 26-0 (NY)
1971	Colts, 31-7 (NY)
1975	Colts, 21-0 (NY)
1979	Colts, 31-7 (NY)
1990	Giants, 24-7 (I)
1993	Giants, 20-6 (NY)
1999	Colts, 27-19 (NY)
2002	Giants, 44-27 (I)
2006	Colts, 26-21 (NY)
2010	Colts, 38-14 (I)
2014	Colts, 40-24 (NY)
2018	Colts, 28-27 (I)
2022	Giants, 38-10 (NY)

RS Pts.—Colts 394, Giants 337
PS Pts.—Colts 54, Giants 33

*Franchise in Baltimore prior to 1984

**NFL Championship

JACKSONVILLE VS. N.Y. GIANTS

RS: Series tied, 4-4

1997	Jaguars, 40-13 (J)
2000	Giants, 28-25 (NY)
2002	Giants, 24-17 (NY)
2006	Jaguars, 26-10 (J)
2010	Giants 24-20 (NY)
2014	Jaguars, 25-24 (J)
2018	Jaguars, 20-15 (NY)
2022	Giants, 23-17

RS Pts.—Jaguars 190, Giants 161

KANSAS CITY VS. N.Y. GIANTS

RS: Giants lead series, 11-4

1974	Giants, 33-27 (KC)
1978	Giants, 26-10 (NY)
1979	Giants, 21-17 (KC)
1983	Chiefs, 38-17 (KC)
1984	Giants, 28-27 (NY)
1988	Giants, 28-12 (NY)
1992	Giants, 35-21 (NY)
1995	Chiefs, 20-17 (KC) OT
1998	Giants, 28-7 (NY)

2001	Giants, 13-3 (KC)
2005	Giants, 27-17 (NY)
2009	Giants, 27-16 (KC)
2013	Chiefs, 31-7 (KC)
2017	Giants, 12-9 (NY) OT
2021	Chiefs, 20-7 (KC)

RS Pts.—Giants 326, Chiefs 275

***LOS ANGELES CHARGERS VS. N.Y. GIANTS**

RS: Chargers lead series, 8-5

1971	Giants, 35-17 (NY)
1975	Giants, 35-24 (NY)
1980	Chargers, 44-7 (SD)
1983	Chargers, 41-34 (NY)
1986	Giants, 20-7 (NY)
1989	Giants, 20-13 (SD)
1995	Chargers, 27-17 (NY)
1998	Giants, 34-16 (SD)
2005	Chargers, 45-23 (SD)
2009	Chargers, 21-20 (NY)
2013	Chargers, 37-14 (SD)
2017	Chargers, 27-22 (NY)
2021	Chargers, 37-21 (LA)

RS Pts.—Chargers 356, Giants 302

*Franchise in San Diego from 1961 to 2016

***LOS ANGELES RAMS VS. N.Y. GIANTS**

RS: Rams lead series, 27-16
PS: Series tied, 1-1

1938	Giants, 28-0 (NY)
1940	Rams, 13-0 (NY)
1941	Giants, 49-14 (NY)
1945	Rams, 21-17 (NY)
1946	Rams, 31-21 (NY)
1947	Rams, 34-10 (LA)
1948	Rams, 52-37 (NY)
1953	Rams, 21-7 (LA)
1954	Rams, 17-16 (NY)
1959	Giants, 23-21 (LA)
1961	Giants, 24-14 (NY)
1966	Rams, 55-14 (LA)
1968	Rams, 24-21 (LA)
1970	Rams, 31-3 (NY)
1973	Rams, 40-6 (LA)
1976	Rams, 24-10 (LA)
1978	Rams, 20-17 (NY)
1979	Giants, 20-14 (LA)
1980	Rams, 28-7 (NY)
1981	Giants, 10-7 (NY)
1983	Rams, 16-6 (NY)
1984	Rams, 33-12 (LA)
	**Giants, 16-13 (LA)
1985	Giants, 24-19 (NY)
1988	Rams, 45-31 (NY)
1989	Rams, 31-10 (LA)
	***Rams, 19-13 (NY) OT
1990	Giants, 31-7 (LA)
1991	Rams, 19-13 (NY)
1992	Rams, 38-17 (LA)
1993	Giants, 20-10 (NY)
1994	Rams, 17-10 (LA)
1997	Rams, 13-3 (StL)
1999	Rams, 31-10 (StL)
2000	Rams, 38-24 (NY)
2001	Rams, 15-14 (StL)
2002	Giants, 26-21 (StL)
2003	Giants, 23-13 (NY)
2005	Giants, 44-24 (NY)
2008	Giants, 41-13 (StL)
2011	Giants, 28-16 (NY)
2014	Giants 37-27 (StL)
2016	Giants 17-10 (London)
2017	Rams, 51-17 (NY)
2020	Rams, 17-9 (L.A.)

RS Pts.—Rams 1,005, Giants 807
PS Pts.—Rams 32, Giants 29

*Franchise in St. Louis from 1995 to 2015 and in Cleveland prior to 1946

**NFC First-Round Playoff

***NFC Divisional Playoff

MIAMI VS. N.Y. GIANTS

RS: Giants lead series, 7-3

1972	Dolphins, 23-13 (NY)
1990	Giants, 20-3 (NY)
1993	Giants, 19-14 (M)

1996	Giants, 17-7 (M)
2003	Dolphins, 23-10 (NY)
2007	Giants, 13-10 (London)
2011	Giants, 20-17 (NY)
2015	Giants, 31-24 (M)
2019	Giants, 36-20 (NY)
2021	Dolphins, 20-9 (M)

RS Pts.—Giants 188, Dolphins 161

MINNESOTA VS. N.Y. GIANTS

RS: Vikings lead series, 17-10
PS: Giants lead series, 3-1

1964	Vikings, 30-21 (NY)
1965	Vikings, 40-14 (M)
1967	Vikings, 27-24 (M)
1969	Giants, 24-23 (NY)
1971	Vikings, 17-10 (NY)
1973	Vikings, 31-7 (New Haven)
1976	Vikings, 24-7 (M)
1986	Giants, 22-20 (M)
1989	Giants, 24-14 (NY)
1990	Giants, 23-15 (NY)
1993	*Giants, 17-10 (NY)
1994	Vikings, 27-10 (NY)
1996	Giants, 15-10 (NY)
1997	*Vikings, 23-22 (NY)
1999	Vikings, 34-17 (NY)
2000	**Giants, 41-0 (NY)
2001	Vikings, 28-16 (M)
2002	Giants, 27-20 (M)
2003	Giants, 29-17 (M)
2004	Giants, 34-13 (M)
2005	Vikings, 24-21 (NY)
2007	Vikings, 41-17 (NY)
2008	Vikings, 20-19 (M)
2009	Vikings, 44-7 (M)
2010	***Giants, 21-3 (M)
2013	Giants, 23-7 (NY)
2015	Vikings, 49-17 (M)
2016	Vikings, 24-10 (M)
2019	Vikings, 28-10 (NY)
2022	Vikings, 27-24 (M)

*Giants, 31-24 (M)

RS Pts.—Vikings 657, Giants 493
PS Pts.—Giants 111, Vikings 57

*NFC First-Round Playoff

**NFC Championship

***Game played in Detroit, MI.

***NEW ENGLAND VS. N.Y. GIANTS**

RS: Patriots lead series, 7-4
PS: Giants lead series, 2-0

1970	Giants, 16-0 (B)
1974	Patriots, 28-20 (New Haven)
1987	Giants, 17-10 (NY)
1990	Giants, 13-10 (NE)
1996	Patriots, 23-22 (NY)
1999	Patriots, 16-14 (NE)
2003	Patriots, 17-6 (NE)
2007	Patriots, 38-35 (NY)
	**Giants, 17-14 (Arizona)
2011	Giants, 24-20 (NE)
	***Giants, 21-17 (Indianapolis)
2015	Patriots, 27-26 (NY)
2019	Patriots, 35-14 (NE)

RS Pts.—Patriots 224, Giants 207

PS Pts.—Giants 38, Patriots 31

*Franchise in Boston prior to 1971

Super Bowl XLII *Super Bowl XLVI

NEW ORLEANS VS. N.Y. GIANTS

RS: Giants lead series, 17-14

1967	Giants, 27-21 (NY)
1968	Giants, 38-21 (NY)
1969	Saints, 25-24 (NY)
1970	Saints, 14-10 (NO)
1972	Giants, 45-21 (NY)
1975	Giants, 28-14 (NY)
1978	Saints, 28-17 (NO)
1979	Saints, 24-14 (NO)
1981	Giants, 20-7 (NY)
1984	Saints, 10-3 (NY)
1985	Giants, 21-13 (NO)
1986	Giants, 20-17 (NY)
1987	Saints, 23-14 (NO)

1988	Giants, 13-12 (NO)
1993	Giants, 24-14 (NO)
1994	Saints, 27-22 (NO)
1995	Giants, 45-29 (NY)
1996	Saints 17-3 (NY)
1997	Giants, 14-9 (NY)
1999	Giants, 31-3 (NY)
2001	Giants, 21-13 (NY)
2003	Saints, 45-7 (NO)
2005	Giants, 27-10 (NY*)
2006	Saints, 30-7 (NY)
2009	Saints, 48-27 (NO)
2011	Saints, 49-24 (NO)
2012	Giants, 52-27 (NY)
2015	Saints, 52-49 (NO)
2016	Giants, 16-13 (NY)
2018	Saints, 33-18 (NY)
2021	Giants, 27-21 (NO)

RS Pts.—Giants 708, Saints 690
***Saints home game**

N.Y. JETS VS. N.Y. GIANTS

RS: Giants lead series, 8-6

1970	Giants, 22-10 (NYJ)
1974	Jets, 26-20 (New Haven) OT
1981	Jets, 26-7 (NYG)
1984	Giants, 20-10 (NYJ)
1987	Giants, 20-7 (NYG)
1988	Jets, 27-21 (NYJ)
1993	Jets, 10-6 (NYG)
1996	Giants, 13-6 (NYJ)
1999	Giants, 41-28 (NYG)
2003	Giants, 31-28 (NYJ) OT
2007	Giants, 35-24 (NYG)
2011	Giants, 29-14 (NYJ)
2015	Jets, 23-20 (NYG) OT
2019	Jets, 34-27 (NYJ)

RS Pts.—Giants 312, Jets 273

***LAS VEGAS VS. N.Y. GIANTS**

RS: Raiders lead series, 8-6

1973	Raiders, 42-0 (O)
1980	Raiders, 33-17 (NY)
1983	Raiders, 27-12 (LA)
1986	Giants, 14-9 (LA)
1989	Giants, 34-17 (NY)
1992	Raiders, 13-10 (LA)
1995	Raiders, 17-13 (NY)
1998	Raiders, 20-17 (O)
2001	Raiders, 28-10 (NY)
2005	Giants, 30-21 (O)
2009	Giants, 44-7 (NY)
2013	Giants, 24-20 (NY)
2017	Raiders, 24-17 (O)
2021	Giants, 23-16 (NY)

RS Pts.—Raiders 294, Giants 265

*Franchise in LA from 1982-1994 and Oakland from 1995-2019

PHILADELPHIA VS. N.Y. GIANTS

RS: Eagles lead series, 89-85-2
PS: Eagles lead series, 3-2

1933	Giants, 56-0 (NY)
	Giants, 20-14 (P)
1934	Giants, 17-0 (NY)
	Eagles, 6-0 (P)
1935	Giants, 10-0 (NY)
	Giants, 21-14 (P)
1936	Eagles, 10-7 (P)
	Giants, 21-17 (NY)
1937	Giants, 16-7 (P)
	Giants, 21-0 (NY)
1938	Eagles, 14-10 (P)
	Giants, 17-7 (NY)
1939	Giants, 13-3 (P)
	Giants, 27-10 (NY)
1940	Giants, 20-14 (P)
	Giants, 17-7 (NY)
1941	Giants, 24-0 (P)
	Giants, 16-0 (NY)
1942	Giants, 35-17 (NY)
	Giants, 14-0 (P)
1944	Eagles, 24-17 (NY)
	Tie, 21-21 (P)
1945	Eagles, 38-17 (P)
	Giants, 28-21 (NY)

1946	Eagles, 24-14 (P)	1987	Giants, 20-17 (P)
	Giants, 45-17 (NY)		Giants, 23-20 (NY) OT
1947	Eagles, 23-0 (P)	1988	Eagles, 24-13 (P)
	Eagles, 41-24 (NY)		Eagles, 23-17 (NY) OT
1948	Eagles, 45-0 (P)	1989	Eagles, 21-19 (P)
	Eagles, 35-14 (NY)		Eagles, 24-17 (NY)
1949	Eagles, 24-3 (NY)	1990	Giants, 27-20 (NY)
	Eagles, 17-3 (P)		Eagles, 31-13 (P)
1950	Giants, 7-3 (NY)	1991	Eagles, 30-7 (P)
	Giants, 9-7 (P)		Eagles, 19-14 (NY)
1951	Giants, 26-24 (NY)	1992	Eagles, 47-34 (NY)
	Giants, 23-7 (P)		Eagles, 20-10 (P)
1952	Giants, 31-7 (P)	1993	Giants, 21-10 (NY)
	Eagles, 14-10 (NY)		Giants, 7-3 (P)
1953	Eagles, 30-7 (P)	1994	Giants, 28-23 (NY)
	Giants, 37-28 (NY)		Giants, 16-13 (P)
1954	Giants, 27-14 (NY)	1995	Eagles, 17-14 (NY)
	Eagles, 29-14 (P)		Eagles, 28-19 (P)
1955	Eagles, 27-17 (P)	1996	Eagles, 19-10 (NY)
	Giants, 31-7 (NY)		Eagles, 24-0 (P)
1956	Giants, 20-3 (NY)	1997	Giants, 31-17 (NY)
	Giants, 21-7 (P)		Giants, 31-21 (P)
1957	Giants, 24-20 (P)	1998	Giants, 20-0 (NY)
	Giants, 13-0 (NY)		Giants, 20-10 (P)
1958	Eagles, 27-24 (P)	1999	Giants, 16-15 (NY)
	Giants, 24-10 (NY)		Giants, 23-17 (P) OT
1959	Eagles, 49-21 (P)	2000	Giants, 33-18 (P)
	Giants, 24-7 (NY)		Giants, 24-7 (NY)
1960	Eagles, 17-10 (NY)		**Giants, 20-10 (NY)
	Eagles, 31-23 (P)	2001	Eagles, 10-9 (NY)
1961	Giants, 38-21 (NY)		Eagles, 24-21 (P)
	Giants, 28-24 (P)	2002	Eagles, 17-3 (P)
1962	Giants, 29-13 (P)		Giants, 10-7 (NY) OT
	Giants, 19-14 (NY)	2003	Eagles, 14-10 (NY)
1963	Giants, 37-14 (P)		Eagles, 28-10 (P)
	Giants, 42-14 (NY)	2004	Eagles, 31-17 (P)
1964	Eagles, 38-7 (P)		Eagles, 27-6 (NY)
	Eagles, 23-17 (NY)	2005	Giants, 27-17 (NY)
1965	Giants, 16-14 (P)		Giants, 26-23 (P) OT
	Giants, 35-27 (NY)	2006	Giants, 30-24 (P) OT
1966	Eagles, 35-17 (P)		Eagles, 36-22 (NY)
	Eagles, 31-3 (NY)		*Eagles, 23-20 (P)
1967	Giants, 44-7 (NY)	2007	Giants, 16-3 (NY)
1968	Giants, 34-25 (P)		Giants, 16-13 (P)
	Giants, 7-6 (NY)	2008	Giants, 36-31 (P)
1969	Eagles, 23-20 (NY)		Eagles, 20-14 (NY)
1970	Giants, 30-23 (NY)		**Eagles, 23-11 (NY)
	Eagles, 23-20 (P)	2009	Eagles, 40-17 (P)
1971	Eagles, 23-7 (P)		Eagles, 45-38 (NY)
	Eagles, 41-28 (NY)	2010	Eagles, 27-17 (P)
1972	Giants, 27-12 (P)		Eagles, 38-31 (NY)
	Giants, 62-10 (NY)	2011	Giants, 29-16 (P)
1973	Tie, 23-23 (NY)		Eagles, 17-10 (NY)
	Eagles, 20-16 (P)	2012	Eagles, 19-17 (P)
1974	Eagles, 35-7 (P)		Giants, 42-7 (NY)
	Eagles, 20-7 (New Haven)	2013	Eagles, 36-21 (NY)
1975	Giants, 23-14 (P)		Giants, 15-7 (P)
	Eagles, 13-10 (NY)	2014	Eagles, 27-0 (P)
1976	Eagles, 20-7 (P)		Eagles, 34-26 (NY)
	Eagles, 10-0 (NY)	2015	Eagles, 27-7 (P)
1977	Eagles, 28-10 (NY)		Eagles, 35-30 (NY)
	Eagles, 17-14 (P)	2016	Giants, 28-23 (NY)
1978	Eagles, 19-17 (NY)		Eagles, 24-19 (P)
	Eagles, 20-3 (P)	2017	Eagles, 27-24 (P)
1979	Eagles, 23-17 (P)		Eagles, 34-29 (NY)
	Eagles, 17-13 (NY)	2018	Eagles, 34-13 (NY)
1980	Eagles, 35-3 (P)		Eagles, 25-22 (P)
	Eagles, 31-16 (NY)	2019	Eagles, 23-17 (P)
1981	Eagles, 24-10 (NY)		Eagles, 34-17 (NY)
	Giants, 20-10 (P)	2020	Eagles, 22-21 (P)
	*Giants, 27-21 (P)		Giants, 27-17 (NY)
1982	Giants, 23-7 (NY)	2021	Giants, 13-7 (NY)
	Giants, 26-24 (P)		Eagles, 34-10 (P)
1983	Eagles, 17-13 (NY)	2022	Eagles, 48-22 (NY)
	Giants, 23-0 (P)		Eagles, 22-16 (P)
1984	Giants, 28-27 (NY)		**Eagles, 38-7 (P)
	Eagles, 24-10 (P)		RS Pts. — Giants 3,440, Eagles 3,458
1985	Giants, 21-0 (NY)		PS Pts. — Giants 82, Eagles 115
	Giants, 16-10 (P) OT		*NFC First-Round Playoff **NFC Divisional Playoff
1986	Giants, 35-3 (NY)		*PITTSBURGH VS. N.Y. GIANTS
	Giants, 17-14 (P)		RS: Giants lead series, 44-31-3
		1933	Giants, 23-2 (P)

1934	Giants, 27-3 (NY)
	Giants, 14-12 (P)
	Giants, 17-7 (NY)
1935	Giants, 42-7 (P)
	Giants, 13-0 (NY)
1936	Pirates, 10-7 (P)
1937	Giants, 10-7 (P)
	Giants, 17-0 (NY)
1938	Giants, 27-14 (P)
	Pirates, 13-10 (NY)
1939	Giants, 14-7 (P)
	Giants, 23-7 (NY)
1940	Tie, 10-10 (P)
	Giants, 12-0 (NY)
1941	Giants, 37-10 (P)
	Giants, 28-7 (NY)
1942	Steelers, 13-10 (P)
	Steelers, 17-9 (NY)
1945	Giants, 34-6 (P)
	Steelers, 21-7 (NY)
1946	Giants, 17-14 (P)
	Giants, 7-0 (NY)
1947	Steelers, 38-21 (NY)
	Steelers, 24-7 (P)
1948	Giants, 34-27 (NY)
	Steelers, 38-28 (P)
1949	Steelers, 28-7 (P)
	Steelers, 21-17 (NY)
1950	Giants, 18-7 (P)
	Steelers, 17-6 (NY)
1951	Tie, 13-13 (P)
	Giants, 14-0 (NY)
1952	Steelers, 63-7 (P)
1953	Steelers, 24-14 (P)
	Steelers, 14-10 (NY)
1954	Giants, 30-6 (P)
	Giants, 24-3 (NY)
1955	Steelers, 30-23 (P)
	Steelers, 19-17 (NY)
1956	Giants, 38-10 (NY)
	Giants, 17-14 (P)
1957	Giants, 35-0 (NY)
	Steelers, 21-10 (P)
1958	Giants, 17-6 (NY)
	Steelers, 31-10 (P)
1959	Giants, 21-16 (P)
	Steelers, 14-9 (NY)
1960	Giants, 19-17 (P)
	Giants, 27-24 (NY)
1961	Giants, 17-14 (P)
	Giants, 42-21 (NY)
1962	Giants, 31-27 (P)
	Steelers, 20-17 (NY)
1963	Steelers, 31-0 (P)
	Giants, 33-17 (NY)
1964	Steelers, 27-24 (P)
	Steelers, 44-17 (NY)
1965	Giants, 23-13 (P)
	Giants, 35-10 (NY)
1966	Giants, 35-10 (NY)
	Giants, 35-10 (NY)
1967	Giants, 27-24 (P)
	Giants, 27-24 (P)
1968	Giants, 27-24 (P)
1969	Giants, 10-7 (NY)
	Giants, 21-17 (P)
1971	Steelers, 17-13 (P)
1976	Steelers, 27-0 (NY)
1985	Giants, 28-10 (NY)
1991	Giants, 23-20 (P)
1994	Steelers, 10-6 (NY)
2000	Giants, 30-10 (NY)
2004	Steelers, 33-30 (NY)
2008	Giants, 21-14 (P)
2012	Giants, 21-14 (P)
2016	Steelers, 24-14 (P)
2020	Steelers, 24-14 (P)

RS Pts.—Giants 1,530, Steelers 1,320
 *Steelers known as Pirates prior to 1940

SAN FRANCISCO VS. N.Y. GIANTS

RS: Series tied, 17-17
 PS: Series tied, 4-4

1952	Giants, 23-14 (NY)
1956	Giants, 38-21 (SF)
1957	49ers, 27-17 (NY)
1960	Giants, 21-19 (SF)
1963	Giants, 48-14 (NY)
1968	49ers, 26-10 (NY)
1972	Giants, 23-17 (SF)
1975	Giants, 26-23 (SF)
1977	Giants, 20-17 (NY)
1978	Giants, 27-10 (NY)
1979	Giants, 32-16 (NY)
1980	49ers, 12-0 (SF)
1981	49ers, 17-10 (SF)
	*49ers, 38-24 (SF)
1984	49ers, 31-10 (NY)
	*49ers, 21-10 (SF)
1985	**Giants, 17-3 (NY)
1986	Giants, 21-17 (SF)
	*Giants, 49-3 (NY)
1987	49ers, 41-21 (NY)
1988	49ers, 20-17 (NY)
1989	49ers, 34-24 (SF)
1990	49ers, 7-3 (SF)
	***Giants, 15-13 (SF)
1991	Giants, 16-14 (NY)
1992	49ers, 31-14 (NY)
1993	*49ers, 44-3 (SF)
1995	49ers, 20-6 (SF)
1998	49ers, 31-7 (SF)
2002	49ers, 16-13 (NY)
	**49ers, 39-38 (SF)
2005	Giants, 24-6 (SF)
2007	Giants, 33-15 (NY)
2008	Giants, 29-17 (NY)
2011	49ers, 27-20 (SF)
	***Giants 20-17 (OT)
2012	Giants, 26-3 (SF)
2014	49ers, 16-10 (NY)
2015	Giants, 30-27 (NY)
2017	49ers, 31-21 (SF)
2018	Giants, 27-23 (SF)
2020	49ers, 36-9 (NY)

RS Pts.—Giants 49ers 696, 676
 PS Pts.—49ers 178, Giants 176

*NFC Divisional Playoff
 **NFC First-Round Playoff
 ***NFC Championship

SEATTLE VS. N.Y. GIANTS

RS: Series tied, 10-10

1976	Giants, 28-16 (NY)
1980	Giants, 27-21 (S)
1981	Giants, 32-0 (S)
1983	Seahawks, 17-12 (NY)
1986	Seahawks, 17-12 (S)
1989	Giants, 15-3 (NY)
1992	Giants, 23-10 (NY)
1995	Seahawks, 30-28 (S)
2001	Giants, 27-24 (NY)
2002	Giants, 9-6 (NY)
2005	Seahawks, 24-21 (S) OT
2006	Seahawks, 42-30 (S)
2008	Giants, 44-6 (NY)
2010	Giants, 41-7 (S)
2011	Seahawks, 36-25 (NY)
2013	Seahawks, 23-0 (NY)
2014	Seahawks, 38-17 (S)
2017	Seahawks, 24-7 (NY)
2020	Giants, 17-12 (S)
2022	Seahawks, 27-13 (S)

RS Pts.—Giants 428, Seahawks 383

TAMPA BAY VS. N.Y. GIANTS

RS: Giants lead series, 15-9
 PS: Giants lead series, 1-0

1977	Giants, 10-0 (TB)
1978	Giants, 19-13 (TB)
	Giants, 17-14 (NY)
1979	Giants, 17-14 (NY)
	Buccaneers, 31-3 (TB)
1980	Buccaneers, 30-13 (TB)
1984	Giants, 17-14 (NY)
	Buccaneers, 20-17 (TB)
1985	Giants, 22-20 (NY)

1991 Giants, 21-14 (TB)
 1993 Giants, 23-7 (NY)
 1997 Buccaneers, 20-8 (NY)
 1998 Buccaneers, 20-3 (TB)
 1999 Giants, 17-13 (TB)
 2003 Buccaneers, 19-13 (TB)
 2006 Giants, 17-3 (NY)
 2007 *Giants, 24-14 (TB)
 2009 Giants, 24-0 (TB)
 2012 Giants, 41-34 (NY)
 2015 Giants, 32-18 (TB)
 2017 Buccaneers, 25-23 (TB)
 2018 Giants, 38-35 (NY)
 2019 Giants, 32-31 (TB)
 2020 Buccaneers, 25-23 (NY)
 2021 Buccaneers, 30-10 (TB)

RS Pts.—Giants 460, Buccaneers 450

PS Pts.—Giants 24, Buccaneers 14

*NFC First-Round Playoff

*TENNESSEE VS. N.Y. GIANTS

RS: Series tied, 6-6

1973 Giants, 34-14 (NY)
 1982 Giants, 17-14 (NY)
 1985 Giants, 35-14 (H)
 1991 Giants, 24-20 (NY)
 1994 Giants, 13-10 (H)
 1997 Oilers, 10-6 (T)
 2000 Titans, 28-14 (T)
 2002 Titans, 32-29 (NY) OT
 2006 Titans, 24-21 (T)
 2010 Titans, 29-10 (NY)
 2014 Giants, 36-7 (T)
 2018 Titans, 17-0 (NY)
 2022 Giants, 21-20 (T)

RS Pts.—Giants 260, Titans 239

*Franchise in Houston prior to 1997; known as Oilers prior to 1999

*WASHINGTON VS. N.Y. GIANTS

RS: Giants lead series, 105-70-5

PS: Series tied, 1-1

1932 Braves, 14-6 (B)
 Tie, 0-0 (NY)
 1933 Washington, 21-20 (B)
 Giants, 7-0 (NY)
 1934 Giants, 16-13 (B)
 Giants, 3-0 (NY)
 1935 Giants, 20-12 (B)
 Giants, 17-6 (NY)
 1936 Giants, 7-0 (B)
 Washington, 14-0 (NY)
 1937 Washington, 13-3 (W)
 Washington, 49-14 (NY)
 1938 Giants, 10-7 (W)
 Giants, 36-0 (NY)
 1939 Tie, 0-0 (W)
 Giants, 9-7 (NY)
 Washington, 21-7 (W)
 Giants, 21-7 (NY)
 1941 Giants, 17-10 (W)
 Giants, 20-13 (NY)
 1942 Giants, 14-7 (W)
 Washington, 14-7 (NY)
 1943 Giants, 14-10 (NY)
 Giants, 31-7 (W)
 **Washington, 28-0 (NY)
 1944 Giants, 16-13 (NY)
 Giants, 31-0 (W)
 1945 Washington, 24-14 (NY)
 Washington, 17-0 (W)
 1946 Washington, 24-14 (W)
 Giants, 31-0 (NY)
 1947 Washington, 28-20 (W)
 Giants, 35-10 (NY)
 1948 Washington, 41-10 (W)
 Washington, 28-21 (NY)
 1949 Giants, 45-35 (W)
 Giants, 23-7 (NY)
 1950 Giants, 21-17 (W)
 Giants, 24-21 (NY)
 1951 Giants, 35-14 (W)
 Giants, 28-14 (NY)
 1952 Giants, 14-10 (W)

Washington, 27-17 (NY)
 1953 Washington, 13-9 (W)
 Washington, 24-21 (NY)
 1954 Giants, 51-21 (W)
 Giants, 24-7 (NY)
 1955 Giants, 35-7 (NY)
 Giants, 27-20 (W)
 1956 Washington, 33-7 (W)
 Giants, 28-14 (NY)
 1957 Giants, 24-20 (W)
 Washington, 31-14 (NY)
 1958 Giants, 21-14 (W)
 Giants, 30-0 (NY)
 1959 Giants, 45-14 (NY)
 Giants, 24-10 (W)
 1960 Tie, 24-24 (NY)
 Giants, 17-3 (W)
 1961 Giants, 24-21 (W)
 Giants, 53-0 (NY)
 1962 Giants, 49-34 (NY)
 Giants, 42-24 (W)
 1963 Giants, 24-14 (W)
 Giants, 44-14 (NY)
 1964 Giants, 13-10 (NY)
 Washington, 36-21 (W)
 1965 Washington, 23-7 (NY)
 Giants, 27-10 (W)
 1966 Giants, 13-10 (NY)
 Washington, 72-41 (W)
 1967 Washington, 38-34 (W)
 1968 Giants, 48-21 (NY)
 Giants, 13-10 (W)
 1969 Washington, 20-14 (W)
 1970 Giants, 35-33 (NY)
 Giants, 35-33 (NY)
 1971 Washington, 30-3 (NY)
 Washington, 23-7 (W)
 1972 Washington, 23-16 (NY)
 Washington, 27-13 (W)
 1973 Washington, 21-3 (New Haven)
 Washington, 27-24 (W)
 1974 Washington, 13-10 (New Haven)
 Washington, 24-3 (W)
 1975 Washington, 49-13 (W)
 Washington, 21-13 (NY)
 1976 Washington, 19-17 (W)
 Giants, 12-9 (NY)
 1977 Giants, 20-17 (NY)
 Giants, 17-6 (W)
 1978 Giants, 17-6 (NY)
 Washington, 16-13 (W) OT
 1979 Washington, 27-0 (W)
 Giants, 14-6 (NY)
 1980 Washington, 23-21 (NY)
 Washington, 16-13 (W)
 1981 Giants, 17-7 (W)
 Washington, 30-27 (NY) OT
 1982 Washington, 27-17 (NY)
 Washington, 15-14 (W)
 1983 Washington, 33-17 (NY)
 Washington, 31-22 (W)
 1984 Washington, 30-14 (W)
 Giants, 37-13 (NY)
 1985 Giants, 17-3 (NY)
 Washington, 23-21 (W)
 1986 Giants, 27-20 (NY)
 Giants, 24-14 (W)
 ***Giants, 17-0 (NY)
 1987 Washington, 38-12 (NY)
 Washington, 23-19 (W)
 1988 Giants, 27-20 (NY)
 Giants, 24-23 (W)
 1989 Giants, 27-24 (W)
 Giants, 20-17 (NY)
 1990 Giants, 24-20 (W)
 Giants, 21-10 (NY)
 1991 Washington, 17-13 (NY)
 Washington, 34-17 (W)
 1992 Giants, 24-7 (W)
 Washington, 28-10 (NY)
 1993 Giants, 41-7 (W)

1994	Giants, 20-6 (NY) Giants, 31-23 (NY) Giants, 21-19 (W)	2009	Giants, 23-17 (NY) Giants, 45-12 (W)
1995	Giants, 24-15 (W) Giants, 20-13 (NY)	2010	Giants, 31-7 (NY) Giants, 17-14 (W)
1996	Washington, 31-10 (NY) Washington, 31-21 (W)	2011	Washington, 28-14 (W) Washington, 23-10 (NY)
1997	Tie, 7-7 (W) OT Giants, 30-10 (NY)	2012	Giants, 27-23 (NY) Washington, 17-16 (W)
1998	Giants, 31-24 (NY) Washington, 21-14 (W)	2013	Giants, 24-17 (W) Giants, 20-6 (NY)
1999	Washington, 50-21 (NY) Washington, 23-13 (W)	2014	Giants, 45-14 (W) Giants, 24-13 (NY)
2000	Washington, 16-6 (NY) Giants, 9-7 (W)	2015	Giants, 32-21 (NY) Washington, 20-14 (W)
2001	Giants, 23-9 (NY) Washington, 35-21 (W)	2016	Washington, 27-19 (NY) Giants, 19-10 (W)
2002	Giants, 19-17 (NY) Giants, 27-21 (W)	2017	Washington, 20-10 (W) Washington, 18-10 (NY)
2003	Giants, 24-21 (W) OT Washington, 20-7 (NY)	2018	Washington, 20-13 (NY) Giants, 40-16 (W)
2004	Giants, 20-14 (NY) Washington, 31-7 (W)	2019	Giants, 24-3 (NY) Giants, 41-35 (W)
2005	Giants, 36-0 (NY) Washington, 35-20 (W)	2020	Giants, 20-19 (NY) Giants, 23-20 (W)
2006	Giants, 19-3 (NY) Giants, 34-28 (W)	2021	Washington, 30-29 (W) Washington, 22-7 (NY)
2007	Giants, 24-17 (W) Washington, 22-10 (NY)	2022	Tied, 20-20 (NY) OT Giants, 20-12 (W)
2008	Giants, 16-7 (NY) Giants, 23-7 (W)		

RS Pts. — Giants 3,671, Washington 3,242
PS Pts. — Washington 28, Giants 17

GIANTS NOTEBOOK BY MICHAEL EISEN DECEMBER 5, 2023

EAST RUTHERFORD, N.J. — Brian Daboll dispensed with any mystery about player availability and lineups and got directly to the point today regarding the roles for quarterbacks Tommy DeVito and Tyrod Taylor in the Giants' home game Monday night against Green Bay.

"Tommy will start," Daboll said in his first public comments following the Giants' bye week. "Tyrod, obviously, we (designated for him to return) to see where he is by the end of the week. Hopefully he'll be ready to go. If he is, he'll be the backup and Tommy will be the starter."

Taylor returned to practice yesterday after spending the last four games on injured reserve because of the rib cage injury he suffered against the Jets on Oct. 29. Daniel Jones started the next week in Las Vegas but tore his ACL and was replaced by DeVito. The rookie started the last three games, a loss in Dallas and victories against Washington and New England.

Now DeVito will get his first prime time start when the 4-8 Giants host the 6-6 Packers in MetLife Stadium.

"I think Tommy's done a good job; he's improved in each of the games he's played," Daboll said. "I thought he played well the last two games, made good decisions, was accurate with the football and earned the right to play."

Asked if he believes DeVito gives the Giants the best chance to win, Daboll said, "every decision we make is for that reason."

Daboll revealed his decision to both quarterbacks yesterday, the team's first post-bye workday.

"I feel good," DeVito said. "The same process throughout it all, kind of the same mindset. I just had to know how it was going to go, but my mindset is going to stay the same either way."

Asked if he thought he earned the start, DeVito said, "Yes, sir. I think — at the end of the day, it's not my decision. My decision is to just go out and play football, so that's what I'm going to try to do every day."

Taylor would prefer to start the game, but he has no issue with Daboll's reasoning nor difficulty in seeing the big picture from different perspectives.

"Tommy has played, he's stepped in and played well within the opportunities given to him," Taylor said. "Obviously, injury and time off is always tough. I would just say my injury, it just had bad timing to it. We've won two games, the last two games. Try to keep some momentum going forward. Obviously, yes, I want to be out there playing. Like I've told you before, I believe in timing and God's timing and everything happens for a reason, so I'll continue to keep trusting the process and taking it one day with the journey that God has put in front of me."

Like DeVito, Taylor received the news yesterday and handled it like the 13-year professional he is.

"He's a pro," Daboll said. "Those conversations are never easy, regardless of who it is, but he's a pro who has been in this league a long time. Had a good conversation with him and it was about what you would expect. He's a true professional."

Daboll had a choice between experience and the hot hand who has inspired not only his teammates but the Giants' fanbase.

Taylor is 34 years old and has played in 88 regular-season games with 56 starts. He has thrown 1,637 passes for 11,373 yards and 62 touchdowns. This season, he has played in seven games with three starts and completed 57 of 87 passes for 579 yards, two touchdowns and no interceptions.

DeVito, 25, joined the Giants in May as a rookie free agent. His NFL experience consists of five games, 105 passes, 697 yards, seven touchdowns and three interceptions.

In his two most recent games, DeVito completed 35 of 51 passes (68.6%) for 437 yards, four touchdowns and no interceptions. His passer ratings were 137.7 against the Commanders and 103.9 vs. the Patriots. DeVito is the first undrafted rookie quarterback to record 100+ passer ratings in consecutive starts in the common draft era (since 1967).

And he has posted those numbers despite operating under duress. The Giants' 28 sacks allowed in November is the highest total in any four-game span in franchise history.

DeVito reacted to the news just as he did to those sacks, by plowing ahead and preparing for the next play.

"I wasn't surprised, but at the same time I didn't know what was going to happen," he said. "I was told during the week, the bye week, that there was a decision that was going to be made and as soon as it was made that I would be made aware, and I was. I'm happy about it but at the same time, it's still a job. You still have to go out and perform and do everything. It's not like you're at the top now, which is completely far from it, but just going to go out and try to get better every day and try to earn the respect of my teammates and my coaches and try to do that every play."

Taylor was in significant pain when he was first injured but has steadily improved and believes he can perform on the field.

"I feel like I'm right back in the swing of things," Taylor said. "I don't know how you ramp up from a rib injury, but everything that I've done rehab wise has been positive. No setbacks along the last five weeks, five and a half, five and some change. Thankful for the progression, just God's healing throughout the process, but I feel good, feel back to my normal self."

But Taylor concedes he cannot simulate the high-speed collisions that occur in a game before he steps on the field. But he is experienced enough to know what to expect.

"Obviously, on the (practice) field quarterbacks, we don't get hit, so it's really no way to predict it up until that point," he said. "But I will say everything tested, I passed with flying colors."

Including his reaction to the disappointment of not starting. DeVito said he "100 percent" understands Taylor's feelings.

"That's like my brother now," DeVito said. "I mean, been with him for this long. If it

would've gone the other way, which I'm sure it could've, I would've been right there supporting him the whole way like he is me. That's the relationship that we've built this far, and he's been in the league a long time. This is my first time being in the league, in a situation like this or however it was, but at the end of the day, no players make decisions. It's all up to the coaches, so just going to continue to support each other how we always do."

*Defensive lineman Dexter Lawrence, who missed the New England game with a hamstring injury, and tackle Evan Neal, whose ankle injury has sidelined him for five of the last six games, did not practice today.

*Tight end Darren Waller remains on injured reserve with a hamstring injury suffered vs. the Jets.

Asked if Waller has a chance to play Monday night, Daboll said, "Too early right now, but I would still probably lean more 'no' than 'yes.' But don't want to rule it out."

*Running backs coach Jeff Nixon is reportedly the leading candidate to become the offensive coordinator at Syracuse University. Daboll was asked if he would give Nixon his blessing if offered the job.

"Yeah, absolutely," Daboll said. "I worked with Jeff back in 2011, got a lot of respect for him and his family. Something we've talked about. He hasn't made that decision yet but an opportunity to be a coordinator, whether it's in the pros or Division I-A, those are hard to come by, so we'll see what he decides with that but certainly, yeah."

Daboll said he would expect Nixon to finish the season with the Giants.

GIANTS NOTEBOOK BY MICHAEL EISEN DECEMBER 6, 2023

EAST RUTHERFORD, N.J. — Evan Neal believes he was literally born to play tackle in the NFL.

"To be honest, in my opinion, as soon as I stepped out of the womb, I stepped out an offensive tackle," Neal said today. "And that's how I feel."

The Giants certainly shared that belief in the 2022 NFL Draft, when they selected the 6-7, 340-pound tackle from the University of Alabama seventh overall. But Neal has not been able to play much at all lately. He has missed the Giants' three previous and five of the last six games with an ankle injury. The Giants return to the field after their bye week on Monday night at home against the Green Bay Packers. But Neal is still not practicing, and it is unknown when, or if, he will return this season.

"That's not something that I can control necessarily, so I don't really want to harp on it too much," Neal said. "But in life, unexpected things happen. So, I'm really just rolling with the punches, controlling everything that I can control so when the opportunity does present itself for me to go back out on the field, I'll be ready."

A knee injury forced Neal to miss four games in his rookie season. But he has started all 22 regular-season and postseason games in which he's played at right tackle. His play has been uneven at times, prompting questions about whether he might be moved inside to guard next year.

"No, I don't think so," general manager Joe Schoen said last week. "I went back and watched the Alabama stuff; the kid can play. We just got to get him to be more consistent. I've got a lot of confidence in Evan, he's a hard worker, it's killing him right now to be out there. He's missing some valuable reps in year two, but as soon as he's healthy, he's scratching and clawing to get back. We are looking forward to getting him back there, but he knows there is some things he can do better and that's what we expect from him."

"Evan got off to a really good camp, had a concussion, missed a couple of weeks, came back, and needs to play better. Evan needs to play better. He knows that. Look forward to getting him back here when he's healthy, but I think he'd admit there's some things that he can do better, and we look forward to him continuing to improve."

When he played for coach Nick Saban and the Crimson Tide, Neal was one of the country's most dominant linemen. He played one season each at left guard, right tackle and left tackle and started each of his 40 games. As a junior in 2021, his final collegiate season, Neal was selected to numerous All-America teams and was chosen first-team All-SEC.

Can he return to that level of proficiency in the NFL?

"Of course I can," Neal said. "I've put a lot of dominant reps on tape, a lot of times they go unnoticed, a lot of times the reps that I struggle get highlighted. But if you really sit back and watch the tape, I do a lot of good things. I do a lot of dominant things on the football field that a lot of times go unnoticed, but that's the nature of being an offensive lineman. You're not noticed until you mess up pretty much, you know what I'm saying? So, it is what it is. I have to continue to get better, I know I have a lot of work to do, and I embrace it with a smile on my face. So, that's where I'm at."

No one can say when Neal will put that confidence into action. Coach Brian Daboll couldn't offer a detailed update on Evan's prognosis.

"He's rehabbing," Daboll said. "He's in here often with the trainers, doing everything he can do to get back as soon as he can."

Neal hurt his ankle in Buffalo on Oct. 15. He missed the next two games before returning to the lineup on Nov. 5 in Las Vegas. But he had to leave the game after aggravating the injury and hasn't played since. Neal does not believe he returned prematurely.

"I felt good when I came back for Las Vegas," he said. "I was dealing with my right ankle. I didn't have any issue with it. It was just that one play where I got long armed and I fell, it was kind of like a freak thing. Like I fell on it, and it dorsiflexed, so I kind of feel like it had nothing to do with my right ankle, it was just unfortunate that it had to happen."

Neal has been doing position-specific drills on the field.

"Just basically some light ladder drills, getting my feet up under me trying to put more weight on it, put more stress or load," he said. "I'll do some light sled pushes or I'll do some slow-motion pass sets just to get my body or my ankle used to taking on a full load, so that's pretty much where I'm at now. I do a lot of strengthening in my rehab, a lot of balance and a lot of treatment stuff as well."

But the day after that regimen brings more discomfort.

"To be honest with you, it hurts," he said. "But it's football. Sometimes, you've got to play through pain, but I do want to make sure whenever I do go back out on the field, I'll be ready. I'll definitely have bullets in my gun to shoot with because anybody would never want to go into a war without any bullets in their gun, and that's where I'm at."

Neal said, "I don't know" when asked how close he thinks he is to returning to the field.

"I'm just going to continue to do everything that I can, day-to-day, working with the trainers, work my (butt) off and whenever that day gets here, that's when it gets here," Neal said. "Whenever that day gets here, that's when it gets here. (Heck) yeah, I want to go back out there this season, but just going to see where I'm at, see how I progress and move forward from there."

*Defensive lineman Dexter Lawrence, who missed the victory against New England with a hamstring injury, did not practice again today, but believes he has a chance to face the Packers. The players are off tomorrow.

"I'm hopeful he'll be out here on Friday," Daboll said. "That's what I'm hoping."

*Quarterback Daniel Jones has been spending long hours in the Giants' headquarters rehabbing his surgically repaired right knee. Jones tore his ACL in Las Vegas on Nov. 5 and underwent surgery two weeks ago today.

"He was here the day after, pretty much, already starting on the rehab with the trainers," Daboll said. "Saw him yesterday, he was walking, he had his big brace on, but you know Daniel, he'll do everything you can do to rehab and get as good as he can."

GIANTS NOTEBOOK BY MICHAEL EISEN DECEMBER 8, 2023

EAST RUTHERFORD, N.J. — Saquon Barkley has already had a memorable week after becoming the Giants' Walter Payton Man of the Year Award nominee for the second straight year.

The Giants' sixth-year running back can also reach several statistical milestones when the Giants host the Green Bay Packers Monday night.

Barkley has 4,946 career rushing yards and needs 54 to become the fifth player to reach 5,000 in a Giants uniform. Brandon Jacobs is fourth on the franchise's career list with 5,087 yards, and Joe Morris is third with 5,296.

Barkley has 1,988 receiving yards and can become the fourth Giants player with 5,000 rushing yards and 2,000 receiving yards, joining Tiki Barber, Alex Webster and Hall of Famer Frank Gifford.

Finally, Barkley is on track to be the ninth player in Giants history with 7,000 total yards. He enters the game with 6,924. Ahmad Bradshaw is directly ahead of him with 7,168.

"It would mean a lot," Barkley said of the prospect of moving up on those statistical lists. "It would be special because the goal I set; I said I want to be on top of everything by the time it's all said and done, by the time I hang my cleats up. And me accomplishing those things, hopefully in the next couple of weeks, will just be another steppingstone to that goal that I want to achieve, and I'll be able to put my name with some really good backs that have been here. And there are a lot of great backs.

"That's something I've wanted to do since I got drafted (in 2018). I wish it was a little easier. I think I could accomplished some of that a little earlier if I didn't have to battle all the injuries, but I wouldn't take anything back. Everything happened for a reason."

Many players claim ignorance when presented with their career numbers. But Barkley has a general idea where he ranks, not because he is obsessed with his stats, but because he is mindful and respectful of Giants history. He wants to be recognized as one of the best players in franchise history. And individually, players who handle the ball leave their mark statistically.

"I feel like you got to know your history," Barkley said. "The first thing I ever did when I came here — I've always been like this — (was) look up numbers and see what Tiki, see Rodney (Hampton), see what Ottis (Anderson) did. It's funny because the three names, I just looked up and saw (in the list of Giants greats painted in the locker room) were those three. You see what they were able to accomplish.

"I want my name to be up here one day. I want to be on that wall when we go into the running back room and be able to come back and I see Eli (Manning), (Michael) Strahan and all those guys come back and when I come back with (daughter) Jada or (son) S.J. (Saquon, Jr.) and any future guys I have, they see their dad's name or they see their dad's picture. I feel like that's cool. Something like that goes a long way to me. So, yeah, those things I want to accomplish."

Another statistical goal Barkley would like to reach is 1,000 rushing yards in a season for

the fourth time in his career. He ran for a career-high 1,312 yards in 2022.

Barkley, who missed three early-season games with a sprained ankle, has rushed for 697 yards this season. That places him 13th in the NFL. Barkley must average 60.6 yards in the Giants' final five games to reach 1,000.

"Any time you can rush for 1,000 yards in the NFL (it means something)," Barkley said. "... if I get 1,000 this year, I'd be (fourth) on the list all-time. I can't even sit here and lie to you and say that wouldn't be a cool thing. That'd definitely be a cool thing, so pretty much played five years, technically, I guess six but five years and average 1,000 yards a year is not a bad start to the first half or whatever of your career."

Barkley is particularly gratified to twin 5,000 rushing yards with 2,000 receiving yards because it demonstrates his versatility. And Barber, Webster and Gifford are the only other Giants to do it.

"I think they did a little bit more after they got 5,000 and 2,000," Barkley said. "Things that I pride myself on and stuff I want to accomplish, and it would be great to be able to have my name be a part of those guys. Hopefully, everything continues to go great, stay healthy and be able to finish my career here as a Giant. I'll be able to be on top of all the numbers with those guys and that'd be something cool."

As is his nomination for the NFL's most prestigious honor, the Man of the Year Award, which recognizes a player's community and philanthropic endeavors, as well as his work on the field. No Giants player has been a solo winner of the award in its 53-year history. In 2016, Manning shared the award with Arizona wide receiver Larry Fitzgerald.

"It's an honor," Barkley said. "One of 32 men in the NFL get nominated for that award, it's truly a blessing. Being a running back, being a fan of the history of the game, learning about (Hall of Fame running back) Walter Payton, knowing his legacy on the field and off the field and getting to spend time with some of the Payton family because I was nominated. Like I said, it's truly an honor and it's a good thing. It's a good thing to be — you want to win that award but it's a hard award to win because it's 31 other guys doing just as good as you are doing. When you've got 32 guys, and even more, doing spectacular things in the community, it's not a bad thing."

Barkley contributes to a long list of causes and organizations. One that is particularly meaningful to him is Covenant House New Jersey, which assists young people (ages 18-21) who are facing homelessness and human trafficking by offering immediate shelter and longer-term services to help them transition to independence.

Barkley has helped raise \$7 million in critical funds for Covenant House in the last five years. He is the celebrity chairman of Covenant House New Jersey's "Sleep Out: Executive Edition" overnight fundraiser. Prior to his involvement, the annual event raised \$750,000 but now raises \$1.6 million.

"I would say, especially with the homelessness, I can kind of relate to that a little bit more," Barkley said. "Battling that when I was a child. My parents did a really good job of making sure that I never even noticed it when I was a kid. But growing up and just hearing the stories, especially what my father's been through, living in abandoned houses and jumping around here and there, I had a little stint in my life for a year or two when we were homeless but at the time, we didn't feel it.

"I can relate to them a little bit more and just trying to find any way we can give back

and make a change and that's when we started working with Children of Promise and then going back home in the valley and up here. The same thing we can do is kind of what my foundation stands for, any little thing we can do to give back and make an impact on our community. It's something that I've wanted to do ever since I got drafted into the NFL and it's a goal of mine and I look forward to continuing."

*Defensive lineman Dexter Lawrence returned to practice on a limited basis. Lawrence did not play in the Giants' most recent game, 12 days ago against New England, because of a hamstring injury. He also did not participate in the team's on-field work this week until today.

Also limited were defensive lineman A'Shawn Robinson (hamstring) and linebacker Isaiah Simmons (ankle).

Tight end Daniel Bellinger (illness) and tackle Evan Neal (ankle) did not practice.

Quarterback Tyrod Taylor (ribs) and linebacker Carter Coughlin (hip) practiced fully.

GIANTS NOTEBOOK

BY MICHAEL EISEN

DECEMBER 9, 2023

EAST RUTHERFORD, N.J. — A day after the Green Bay Packers won their third consecutive game and improved to 6-6 last week, The Athletic ran a story with the headline, “After upsetting the Chiefs, Packers are a team nobody should want to face.”

Well, the Giants have no choice. The NFL schedule mandates that they host the Packers Monday night in MetLife Stadium. The 4-8 Giants have won two in a row and are coming off their bye week. Green Bay has won four of its last five games and is 6-6 and seeded seventh in the NFC playoff race.

Giants coach Brian Daboll is not at all surprised by the Packers’ recent surge.

“They’ve got good players,” Daboll said. “Got a lot of respect for (head coach) Matt (LeFleur). He’s a heck of a coach. I think (Green Bay quarterback Jordan) Love has done a really good job of improving week to week. He’s a very talented player. Really an ideal system. Relative to, go back all the way to, what, ‘92 or ‘91, where (former Packers quarterback) Brett (Favre) is traded (by) Atlanta and plays for however many years, 17 there or 16, and had one losing season. Draft another guy in the first round who’s a Hall of Famer, too (Aaron Rodgers). Got to sit a little while and watch him and then took over, and maybe get two or three, I don’t know. So, 30 years, three guys.”

Love hasn’t ascended to the same stratosphere as Favre and Rodgers, but he has played exceptionally well in the last month.

In victories against the Chargers, Lions and Chiefs the last three weeks, Love threw for 857 yards and eight touchdowns with no interceptions. He completed 25 of 36 throws (69.4%) for 267 yards and three scores for a 118.6 rating vs. Kansas City. It was his fourth game with 3+ TD passes and a 100+ rating this season, which is tied for the most in the NFL. Love ranks fifth in the NFL with 22 touchdown passes and he has streaks of three consecutive games with a 100+ rating and four in a row with 2+ touchdown passes.

“He’s accurate,” Daboll said. “He’s got quick feet. He can throw the ball wherever it needs to. He seems like he’s really in control of the system.”

“He’s in a good groove,” defensive coordinator Wink Martindale said. “He’s playing with great rhythm and confidence. His arm angles are similar to Aaron’s. You could see that he’s watched Aaron play a lot and you know how much I believe in Aaron. I think he’s just playing really well.”

The Giants have faced several teams with a clearcut No. 1 receiver: Miami’s Tyreek Hill, San Francisco’s Deebo Samuel, and Dallas’ CeeDee Lamb among them. Green Bay does not have a star on that level but challenges defenses with several productive players. The Packers are the only NFL team with three wide receivers with 5+ touchdown receptions this season: Romeo Doubs (7) and Christian Watson and rookie Jayden Reed (5 each). Watson will miss Monday’s game with a hamstring injury suffered last week.

“I give credit to the receivers,” cornerback Adoree’ Jackson said. “They do a good job. Also, I give credit to (Matt) LaFleur (the head coach and offensive play-caller). He’s a great offensive minded coach. I had him in Tennessee (in 2018) and knowing all the things that he’s done utilizing his different receivers.

“They all jump out and make splash plays, so they all do something great. They run after

the catch. I feel like they’re hungry and that’s what you need. (Doubs and Watson) are in their second year and everyone else are rookies. You get to see the hunger and the grit that they go out there and play with. It’s not going to be perfect, but they go out there and get the job done and their quarterback trusts them and that’s all you really need.”

Defensively, the Packers have allowed 20.3 points-per-game, which places them ninth in the league, and they have not allowed more than 24 points in eight consecutive games.

“They play well in all three levels,” Daboll said. “It’s good team defense when you don’t give up points like that.”

Green Bay also benefits from a part of the game many teams seldom utilize. The Packers’ 24 kickoff returns are second in the NFL to San Francisco’s 28, and Keisean Nixon leads the league with a 27.0-yard average.

“He’s a top returner in this league,” Daboll said.

Another reason playing the Packers will be a challenge for the Giants.

*The Packers are 16-0 in December under LaFleur. The only team to win more consecutive December games was the San Diego Chargers with 18 straight from 2006-09, before their move to Los Angeles. Green Bay’s last loss in the month was on Dec. 30, 2018, 31-0 to the Lions in Lambeau Field. Their December winning streak began with a 31-13 victory against the Giants in MetLife on Dec. 1, 2019.

*Running backs coach Jeff Nixon spoke publicly for the first time since it was reported he is the top candidate to become the offensive coordinator at Syracuse University. Nixon said “not right now” when asked if the deal is finalized.

“Just discussions,” he said. “Really just focusing on what I’m doing here, and coach Daboll has been really supportive of everything with the situation. Right now, I know I’m gonna be here for the season and just really focusing on being where my feet are and trying to help us win some games here.”

Nixon and new Syracuse coach Fran Brown worked together at Baylor in 2017-18.

“It’s a great opportunity,” Nixon said. “Syracuse is a great, great school. I grew up in this area, playing at West Virginia and Penn State. So, Syracuse was always around when I was in college. One of the very first games I ever went to was West Virginia versus Syracuse. This would have been like 1992 or something like that. One of my mentors was the OC there for a long time, George DeLeone, who I worked with at Temple and Baylor and someone who I was very fond of. I actually coached with (former Syracuse head coach Paul) Pasqualoni last year in Carolina and then coached Donovan McNabb when I was in Philly for the four years. So, a lot of history there.

“It’s a great place but we’ll see what happens. Right now, I’m really just kind of focused on what we’re doing here. Coach Daboll and the organization have been really supportive of me and like I said, we’ll see what happens.”

*The Giants listed five players as questionable for their game Monday night vs. the Packers: defensive linemen Dexter Lawrence (hamstring) and A’Shawn Robinson (hamstring), line-backer Isaiah Simmons (ankle), wide receiver Parris Campbell (knee), and tight end Daniel Bellinger (illness). Bellinger today missed his second day of practice and Campbell his first.

Tackle Evan Neal will miss his fourth consecutive game with an ankle injury.

GIANTS NOTEBOOK BY MICHAEL EISEN DECEMBER 10, 2023

EAST RUTHERFORD, N.J. — Three weeks ago, the Giants' season was teetering on irrelevance. A three-game losing streak left them with a 2-8 record. Another defeat would have guaranteed before Thanksgiving that they would finish with a losing record. The team's top two quarterbacks were on injured reserve.

But the Giants pulled themselves back from the brink. Rookie quarterback Tommy DeVito led them to victories against Washington and New England. Coming out of their bye and entering their home game tomorrow night against the Green Bay Packers, the Giants are 4-8 and still well outside the NFC playoff picture. But they have hope, which would have dissolved with defeats in their two previous games.

"That's the crazy part about this league," cornerback Adoree' Jackson said. "It's always like a horse race. The ones that are the front runners get out all the time, and then you see the ones in the back start to creep up. And then when they get even, somebody has to separate. For us to still have the opportunity to be in that hunt is a blessing. The confidence and the swagger never changed. We are just taking it a day at a time because we know the situation that we are in."

The reality is the Giants have a slim chance to make the playoffs. They certainly can't afford to lose any of their last five games. The Packers have won three consecutive games to improve to 6-6 and currently hold the seventh and last seed in the NFC playoffs. The Giants are 12th and eager to fight to the finish. But they have the league's third-toughest remaining strength of schedule (Green Bay, New Orleans, Philadelphia, and the Rams are a combined 27-21; they face the Eagles twice).

"We're two games out," veteran guard Justin Pugh said. "We play three other teams (the Packers, Saints and Rams) that are all in the race as well. It's as interesting as it can get."

"Anything can happen in this league. It truly is one game at a time. We gotta go out there and win a football game on Monday night and that's the only thing that matters."

The Giants returned to work Monday following their bye week and coach Brian Daboll informed DeVito he would remain the starting quarterback. Speculation had risen that Tyrod Taylor would regain the starting job after coming off injured reserve. Taylor, who suffered a ribs injury on Oct. 29, will be the backup.

DeVito will make his third consecutive start and first in prime time. He has not thrown an interception in his last 66 passes and posted passer ratings of 137.7 and 103.9 in victories against the Commanders and Patriots to become the first undrafted rookie quarterback to record a 100+ passer rating in consecutive starts in the common draft era (since 1967). He is the fifth undrafted rookie since 1967 to win two of his first three career starts.

"It's an awesome opportunity," DeVito said. "It's just like any other game except on a Monday night, right? But yeah, it's an awesome opportunity, so just enjoy and go play football."

DeVito's presence, personality and production have energized the entire team and is one reason the players believe the season can still have a happy ending.

"We're in this (expletive), to be honest," Saquon Barkley said when asked what his motivation was for Monday night and beyond. "I'm going to keep it real. We're not looking too

far, we're not looking in on the hunt or the playoff pictures, but we take care of what we've got to take care of, everyone can say what they want about the season. But it's week whatever (14) and everything we want is still there. So, we don't need any extra motivation. Every game is a critical game no matter what, but especially now.

"I've been saying it, and I always believe it. I know it sounds like we talk all the time, and it just sounds like I'm just beating a dead horse when I'm saying it, but I truly, truly believe that. I'm one of those guys that if I'm in a fight and I got my ass kicked for 11 rounds, the 12th round, in my head, if I still compete, if I could knock you out and get the win, then that's how it's going to happen. So, I kept saying until we're completely out of this thing, I still believe. Even when you're out of this thing, you've still got a job to do. It's not really too hard to look at. I don't think it's really too hard to figure it out. That's how I look at it and that's what I firmly believe in."

As always, Daboll was more circumspect. He was asked Saturday if it was important this week to send a message to his players that the playoffs are still obtainable.

"I try to take it week-to-week," Daboll said. "I saw what Saquon said. Look, the only thing that we can control is going out there and playing and coaching as good as we can control. Try to focus on that, have a good week of preparation, have a good week of practice, do all the necessary things we need to do to go out there on Monday night against a good team that's playing well and play as good as we can play. That's where we're at here."

The important question for the remainder of the season is, where will they be late Monday night?

*The meeting with Green Bay is the Giants' 1,400th regular-season game in the history of the franchise. The Giants can earn their 400th home victory. They are 719-646-34 overall and 399-300-17 at home.

*DeVito's last prime time start was for Illinois against Iowa on Oct. 8, 2022. The Illini won, 9-6, but DeVito left the game and did not return because of an ankle injury he suffered when Iowa linebacker Lucas Van Ness tackled him for no gain late in the first quarter. Van Ness is now a rookie backup linebacker for the Packers who has 2.0 sacks this season.

*DeVito threw four touchdown passes and no interceptions in his last two games while taking 15 sacks. The last NFL player to throw zero interceptions while being sacked 15+ times over any two-game span was Houston's David Carr in 2005. DeVito is the only player since 1970 to do so while also throwing for 3+ pass touchdowns.

*The Giants are hosting their second Monday night game of the season (also Oct. 2 vs. Seattle). It is the second time in the 54-year history of Monday Night Football and the second time in four seasons the Giants are two-time hosts in the same year. In 2020, the Giants opened at home against Pittsburgh and later faced Tampa Bay on Monday nights.

*The Giants are 25-47-1 on Monday night, including 9-15 at home.

*Before their bye, the Giants had at least two takeaways in each of three consecutive games for the first time since Dec. 4-18, 2016. They have nine takeaways in their last two games, their highest total since Sept. 21-25, 2014.