


# SAINTS



1988 OFFICIAL  
MEDIA GUIDE



**HOW MANY TEAMS DO YOU KNOW  
WHO HAVE BEEN IN THE SUPER BOWL  
THREE TIMES IN A ROW?**

With the exception of the Miami Dolphins, no other team in the NFL has participated in more consecutive Super Bowls than GTE.

We were there for you at Super Bowls XX through XXII. And we're scheduled to be there at Super Bowls XXIII and

XXIV. In addition, we're the official telecommunications consultant to the NFL, 7 NFL teams and the Pro Bowl. How many teams do you know who can say that?

Telecommunications  
Consultant to the NFL



## NEW ORLEANS SAINTS 1988 SCHEDULE

### PRESEASON

Date	Opponent	New Orleans Kickoff Time
Aug. 7 (Sun.)*	at Minnesota Vikings (ESPN-TV)	7 p.m.
Aug. 12 (Fri.)	at Phoenix Cardinals	8:30 p.m.
Aug. 20 (Sat.)	at Indianapolis Colts	7:30 p.m.
AUG. 27 (SAT.)*	PITTSBURGH STEELERS (ABC-TV)	11:30 A.M.

### REGULAR SEASON

SEPT. 4 (Sun.)	SAN FRANCISCO 49ERS	12 NOON
Sept. 11 (Sun.)	at Atlanta Falcons	12 Noon
Sept. 18 (Sun.)	at Detroit Lions	12 Noon
SEPT. 25 (Sun.)	TAMPA BAY BUCCANEERS	12 NOON
OCT. 3 (Mon.)*	DALLAS COWBOYS (ABC-TV)	8 P.M.
Oct. 9 (Sun.)	at San Diego Chargers	3 p.m.
Oct. 16 (Sun.)	at Seattle Seahawks	3 p.m.
OCT. 23 (Sun.)	LOS ANGELES RAIDERS	12 NOON
OCT. 30 (Sun.)	LOS ANGELES RAMS	12 NOON
Nov. 6 (Sun.)	at Washington Redskins	3 p.m.
Nov. 13 (Sun.)	at Los Angeles Rams	3 p.m.
NOV. 20 (Sun.)	DENVER BRONCOS	12 NOON
NOV. 27 (Sun.)*	NEW YORK GIANTS (ESPN-TV)	7 P.M.
Dec. 4 (Sun.)	at Minnesota Vikings	12 Noon
Dec. 11 (Sun.)	at San Francisco 49ers	3 p.m.
DEC. 18 (Sun.)	ATLANTA FALCONS	12 NOON

(Home games in CAPS)

\*Games nationally telecast

# CONTENTS

ALUMNI.....	128-131	Consecutive' Records .....	141
BIOGRAPHIES		Leaders, All-Time .....	136-137
Administration .....	20	Leaders by Years .....	132-135
Coaching Staff.....	10-14	Opponent Individual.....	155
Jim Finks.....	7-8	Opponent Team.....	156
Head Coach.....	8-9	Saints Individual.....	144-147
Other Saints, 1988 .....	82-87	Saints Team .....	148-154
Managing General Partner.....	4-5	Series Records .....	106-110
Rookies.....	71-76	Two-Team Records .....	156-157
Scouting .....	14-17	RESULTS	
Training & Equipment Staff .....	17-19	All-Time .....	118-121
Veteran Players.....	24-70	Preseason.....	122
DATEBOOK.....	121	1987 Postseason .....	159
DEPTH CHART.....	81	REVIEW OF 1987 .....	88-95
DIRECTORY .....	3	ROSTERS	
DRAFT HISTORY .....	124-127	First-Year .....	78
GAME STAFF .....	158	Numerical .....	79
HISTORY .....	112-117	Veterans .....	77
HOTELS .....	140	RULE CHANGES, 1988.....	105
HOW SAINTS WERE BUILT .....	80	SCHEDULES	
LAST TIME .....	111	1988 Postseason.....	165
LONGEST PLAYS, 1987 .....	79	NFL Preseason.....	162
MEDIA INFORMATION .....	167	NFL Regular Season.....	163-165
MVP'S.....	17	STANDINGS, ALL-TIME.....	123
NFL DIRECTORY.....	158	STATISTICS	
NFL STANDINGS, 1987 .....	159	1987 Defense .....	99
OPPONENT INFORMATION .....	100-105	1987 Individual.....	96-97
PRESEASON TELECASTS.....	168	1987 Offense.....	98
PRONUNCIATION GUIDE .....	59	1987 Team .....	96
RADIO NETWORK.....	168	SUPER BOWL RESULTS .....	143
RECORDS		TICKET INFORMATION.....	166
Attendance .....	142-143	TIE BREAKERS .....	160
Big Days.....	138-140	TRAINING CAMP .....	141

## SAINTS TRAIN AT WISCONSIN-LACROSSE

LaCrosse, Wisconsin will be the site of the Saints' 1988 training camp.

The facilities at the University of Wisconsin-LaCrosse will be utilized during the training period.

Rookies report to camp July 16, followed by the veteran players July 22. Camp ends August 19.

Mailing address for the Saints at training camp is: New Orleans Saints, c/o University of Wisconsin-LaCrosse, P.O. Box 1236, LaCrosse, Wisconsin 54602-1236.

Phone numbers:

Switchboard and all Saints numbers .....	(608) 785-2670
Public Relations.....	(608) 782-4267
News Reports.....	(504) 784-9010

# SAINTS DIRECTORY

OWNER/GENERAL PARTNER .....Tom Benson

## ADMINISTRATION

President/General Manager .....	Jim Finks
Vice President of Administration .....	Jim Miller
Business Manager/Controller .....	Bruce Broussard
Assistant Controller .....	Charleen Sharpe
Data Processing Manager .....	Jay Romig
Director of Public Relations/Marketing .....	Greg Suit
Director of Media Services .....	Rusty Kasmiersky
Assistant Director of Marketing.....	Bill Ferrante
Public Relations/Marketing Assistant.....	Sylvia Alfortish
Director of Travel/Entertainment/Special Projects.....	Barra Bircher
Ticket Manager .....	Sandy King

## COACHING AND PLAYER PERSONNEL STAFF

Head Coach.....	Jim Mora
Offensive Coordinator .....	Carl Smith
Running Backs .....	Jim Skipper
Receivers .....	Steve Walters
Tight Ends/Special Teams .....	Joe Marciano
Offensive Line .....	Paul Boudreau
Defensive Coordinator/Inside Linebackers .....	Steve Sidwell
Outside Linebackers.....	Vic Fangio
Defensive Line.....	John Pease
Defensive Secondary .....	Dom Capers
Strength and Conditioning .....	Russell Paternostro
Director of Player Personnel.....	Bill Kuharich
Assistant to the Player Personnel Director .....	Austin Dejan
Personnel Scout.....	Hamp Cook
Personnel Scout.....	Bill Baker
Personnel Scout .....	Carmen Piccone
Personnel Scout .....	Tom Marino
Personnel Scout .....	Hokie Gajan
Director of Videotape .....	Albert Aucoin
Assistant Director of Videotape .....	Brian Badzinski
Trainer .....	Dean Kleinschmidt
Assistant Trainer/Director of Rehabilitation .....	Kevin Mangum
Equipment Manager.....	Dan Simmons
Assistant Equipment Manager .....	Glennon (Silky) Powell
Grounds Superintendent.....	Lester Vallet
Team Physicians .....	Dr. Charles L. Brown, Dr. Ken Saer, Dr. Terry Habig, Dr. Lee Moss
Team Dentist .....	Dr. King McGoey

**Tickets: 1500 Poydras Street**  
**New Orleans, LA 70112**  
**(504) 522-2600**

**Football Office: 6928 Saints Drive**  
**Metairie, LA 70003**  
**(504) 733-0255**  
**(504) 733-6147 (Public Relations)**

# TOM BENSON

## Owner/General Partner



ROMAGUERA

Tom Benson is accustomed to winning. Therefore, it was no surprise to him that his Saints turned the corner in 1987, making the playoffs and sporting one of the NFL's best won-lost records.

Winning in the world of business is a familiar posture for owner/general partner Tom Benson. Winning in the National Football League is a new challenge for the man that has made successful business after business with the same formula.

True to form, the Saints under Benson's tutelage entered a new era in 1987, that of the contender for which New Orleans and Louisiana have longed for 22 years.

"Saints fans have waited a long time for a winner in New Orleans," Benson said. "Not only were we a winner in 1987, but we will continue to build this organization until it is the very best in the NFL. Our jobs are not through yet.

"There is a difference between wanting to win and having to win," he explained. "In our case, we have to win. We have to put in the extra effort that leads to achievement. When you have to win, you really look for the extra things that can make you successful. We will continue to look for those things. We'll find them, too."

Longtime Benson associates will attest that he has built an empire from ground-zero with a roll-up-the-sleeves work ethic and a personal tenacity that makes things happen.

He demonstrated those qualities in the protracted negotiations in Spring, 1985, that led to the purchase of the franchise. Before the purchase was completed June 3, Benson had assembled a group of ten partners and formed a coalition of political, business and community figures. Through months of setbacks, he continued to orchestrate the monumental task of guiding the sale to completion, a goal that many, even some involved in the project, thought impossible.

Doing the seemingly impossible has long been a Benson trademark. He continues to move progressively ahead into the challenges of new business opportunities on many fronts.

Benson was born in New Orleans in 1927 and grew up on the edge of the city's sprawling 9th Ward. He was educated at St. Aloysius High School (now Brother Martin) and Loyola University. As a youngster, he played sandlot football at St. Roch Park and earned spending money delivering the Times Picayune newspaper.

After studying business and accounting at Loyola, the young Benson went to work as a bookkeeper for the Cathey Chevrolet Co. in New Orleans in 1948.

By 1956, at age 29, Benson was on his way to San Antonio, Texas to manage a Chevrolet dealership as a junior partner. Six years later he took full control of the dealership and established the Tom Benson Chevrolet Co. That acquisition, combined with Benson's confidence and determination, spawned what is today Benson Automotive World with 36 different franchises at 25 dealerships, 15 of which are in New Orleans, 10 in Texas. He currently serves on several advisory boards of General Motors Corporation.

He also has extensive real estate and banking interests, including the Pontchartrain Bank with 9 New Orleans-area offices.

Appreciative of the fact that New Orleans, its schools, business community and people gave him his start, Benson and his brothers, Jerome and Larry, established the Free Enterprise Resource Center at Brother Martin High School in honor of their parents, Tom Sr. and Carmen. He has also sponsored chairs in free enterprise at two universities, and is director of the chair at St. Mary's University.

He serves his college alma mater on the President's Council of Loyola University.

Benson has received many honors for his community and business achievements, a few of which are: American Tradition Award from the B'nai Brith Foundation of the United States; Reverend Jaques E. Yenni Award for Community Service from Loyola University; N.A.D.A. Northwood Institute Award for Outstanding Service to Education; Brotherhood Award of the National Conference of Christians and Jews; Order of St. Louis Medallion for dedication to church from the Archdiocese of New Orleans; 1986 Brother Martin High School Alumnus of the Year; Honorary Doctor of Science and Business from Cleary College (Ypsilanti, Michigan); Honorary Doctor of Humane Letters from Loyola University and is the American Import Auto Dealers Association Dealer of Distinction for 1988.

He is one of four children and the grandnephew of the late Herbert Benson, a local architect who helped design Tulane Stadium and was one of the founders of the annual Sugar Bowl football game.

In addition to his home in New Orleans, Benson also has a 2,000-acre ranch near that of the late president Lyndon Johnson, where he maintains a stable of race horses that carry his black and gold colors to several Louisiana tracks. Part of the ranch is a game preserve, a refuge for exotic deer, antelope and other species. He has also developed a prestigious herd of Angus cattle.

Benson and his wife, the former Grace Trudeau of New Orleans, share a family of six children: Rene LeBlanc, Tootsie Benson, Don Walker, Susan Stucke, Rick Walker and Marian Walker.

# JIM FINKS

## President/General Manager



In New Orleans, the presence of Jim Finks was never more apparent than in 1987, when the team broke through for its first-ever winning season and a playoff berth.

Such accomplishments are far from unfamiliar to the man that has had an instrumental part in the construction of five Super Bowl teams.

Jim Finks was named president and general manager of the Saints franchise Jan. 14, 1986, bringing with him a background of success as a player, coach, scout and administrator that spanned 37 years in sports.

In addition to his duties as head of the franchise, Finks is also part-owner of the team. His charge is to make the Saints a consistent winner. He has proven, with two other NFL franchises, and at various other stops, that he is capable of achieving that goal.

Taking over a team that had never appeared on the bright side of .500 in the National Football League had to be among the stiffest of challenges in sports. But in only Finks' second season, the Saints posted a 12-3 record, the second-best mark in the NFL.

In recognition of Finks' abilities and the advancement of the Saints under two short years of his leadership, he was selected by The Sporting News, Football News, and the Touchdown Club of Washington, D.C. as the NFL's Executive of the Year for 1987.

Solid, competitive teams are a Finks trademark. Give everyone in the organization a target. Build with an eye to the future. Minimize mistakes. Be patient. Don't look for the "quick fix." Keep focused on the ultimate goal.

During a ten-year association with the Minnesota Vikings, Finks brought that NFC Central club to the top of the professional game. He joined the Vikings in 1964 as general manager. He became vice president in 1969 and executive vice president, 1973. Upon arrival in Minnesota, Finks hired then-unknown Bud Grant to coach the Vikings. That was just one of many calculated moves that would take the team to two Super Bowls (Jan. 1970 and 1974) during Finks tenure, and establish the foundation for two more Vikings appearances in the title game. During his final four seasons with the Vikings (1970-73), the team achieved 47 victories. Following Minnesota's second Super Bowl appearance, Finks resigned.

In 1968, Finks had served on the first NFL negotiating committee that met with the players association. After leaving the Vikings, he served full-time with the NFL Management Council until his appointment to the staff of another NFL team.

Finks was named executive vice president, general manager and chief operating officer of the Chicago Bears just two days before the 1974 season opener.

The Bears situation was similar to that which he found on his arrival in Minnesota, a franchise with few accomplishments over several seasons. He spent that first season observing, evaluating and planning. By 1977, the Bears were in the playoffs for the first time since 1963.

Following the 1982 season, Finks moved from the Bears to the Chicago Cubs where he served as team president through the successful 1984 campaign for the National League East title.

In 1985 he served as a senior consultant with the Chicago-based public relations firm of Hill and Knowlton.

Finks entered the NFL as a rookie quarterback in 1949 from Tulsa University. The Steelers were the only team in the NFL to still employ the single wing, and Finks played defensive back until 1952 when Pittsburgh converted to the T-formation. Finks became the starting quarterback that year and went on to the Pro Bowl. He also played professional baseball, 1949-50.

He retired as an NFL player following the 1955 season and joined Notre Dame as backfield coach on Terry Brennan's staff.

He served as assistant coach and scout for Calgary in the CFL the following season and took over as general manager of theStampeders in late 1957. He remained with the Stampeders until joining the Vikings in 1964.

A native of Salem, Ill., Finks was born Aug. 31, 1927. Finks and his wife Maxine reside in Metairie. They have four sons: Jim, David, Dan and Tom.


## HEAD COACHES

1967-87

Year	W	L	T	Year	W	L	T
	<b>Tom Fears</b>				<b>Dick Nolan</b>		
1967	3	11	0	1978	7	9	0
1968	4	9	1	1979	8	8	0
1969	5	9	0	1980	0	12	0
1970	1	5	1	Totals	15	29	0
Totals	13	34	2		<b>Dick Stanfel</b>		
	<b>J.D. Roberts</b>			1980	1	3	0
1970	1	6	0		<b>O.A. (Bum) Phillips</b>		
1971	4	8	2		4	12	0
1972	2	11	1		4	5	0
Totals	7	25	3		8	8	0
	<b>John North</b>			1981	4	12	0
1973	5	9	0	1982	4	5	0
1974	5	9	0	1983	8	8	0
1975	1	5	0	1984	7	9	0
Totals	11	23	0	1985	4	8	0
	<b>Ernie Hefferle</b>			Totals	27	42	0
1975	1	7	0		<b>Wade Phillips</b>		
	<b>Hank Stram</b>			1985	1	3	0
1976	4	10	0		<b>Jim Mora</b>		
1977	3	11	0	1986	7	9	0
Totals	7	21	0	1987	12	3	0
				Totals	19	12	0

# JIM MORA

## Head Coach



Winner.

That's a one-word description of Jim Mora. It sizes him up well. But it in no way begins to tell the story of the most successful head coach in New Orleans Saints history.

Mora came to New Orleans in 1986, and went to work transforming the Saints into a team in his own image and likeness.

Determined. Tireless. Demanding. Thorough. Organized. Fair. Goal-oriented. Tough. Respected.

More descriptions of Mora, all as accurate as his aim on the task of making the Saints an

NFL force to be reckoned with ad infinitum.

To Saints fans, the 1987 season was a pleasing one; a nine-game winning streak, the first winning season, the second-best record in the NFL, a first-ever playoff berth.

Jim Mora was pleased, too. But he wasn't satisfied.

In keeping with a personal tradition to improve, Mora points to the next challenge with a rare enthusiasm exhibited by only the most successful of leaders. That simple progression of moving to the next task at hand has proven workable in both the college and USFL ranks, and the same has seen the Saints move from virtually nowhere to the upper echelon of the NFL in just two short seasons.

The Saints' on-field performance in 1987 earned Mora a clean sweep of Coach of the Year honors.

Mora brought impeccable credentials to New Orleans in 1986 as he embarked on his first year as an NFL head coach. He inherited a Saints team that needed many questions answered coming off a 5-11 slate in 1985. Systematically, he sought to answer those questions.

If 1986 was an indication of what to expect of the Saints, 1987 demonstrated that things happen quickly where Mora is concerned.

"We have to continue to work hard," Mora said. "If we don't find a way to work harder, we will get left behind. The other teams in the NFL are working to get better. We have to work twice as hard as the good teams just to catch up."

As head coach of the Philadelphia/Baltimore Stars 1983-85, Mora posted an astonishing 48-13-1 record, guided his team into the championship game all three years, won the league championship in 1984 and 1985 and was named coach of the year in 1984.

Those accomplishments, as well as his reputation as a hard-working, businesslike competitor, made Mora much in demand when NFL coaching openings were announced after the 1985 season. He had several offers to turn the fortunes of NFL clubs as head coach. But of four NFL openings for a head coach, Mora was attracted to New Orleans. He was one of eight candidates personally interviewed by president/general manager Jim Finks.

"I was impressed with the Saints ownership and organization, the plan for the franchise and the people," Mora said of his choice. "Mr. (Tom) Benson wants to

win, and he knows what it takes to be a winner. Jim Finks has a great track record in the NFL. There is a tremendous opportunity here in New Orleans."

Mora, 53, spent 23 years coaching in the college and professional ranks before embarking on his first experience as a pro head coach. In addition to his tenure as head coach of the Stars where he became the winningest coach in the league, he worked in seven different college and NFL organizations before joining the Saints January 28, 1986.

A native of Los Angeles and the son of a television film editor, Mora played tight end and defensive end four years at Occidental College. His teammate and roommate, presidential candidate Jack Kemp, became a standout quarterback with the Buffalo Bills on his way to a career in public service. After completing his B.A. in physical education in 1957, Mora was assistant coach four years and head coach three years at his alma mater. He later earned a master's degree in education at USC.

In 1967, Mora joined John Ralston's staff at Stanford as linebackers coach. There he became friends with Dick Vermiel, quarterbacks and receivers coach on the same staff, who would later lead the Philadelphia Eagles to the Super Bowl.

Ralston would later describe Mora as having "the executive ability to run General Motors."

After a single season at Stanford, Mora moved to the University of Colorado in 1968 where he coached all phases of defense in six years on Eddie Crowder's staff.

In 1974, Mora joined Vermiel, then head coach at UCLA, as linebackers coach.

The following season, Mora moved to Don James' staff at the University of Washington as defensive coordinator and served in that capacity three seasons before making the jump to the National Football League.

In 1978, Mora joined the Seattle Seahawks as defensive line coach and remained with the AFC club until 1982 when he was named defensive coordinator of the New England Patriots. Mora's defensive unit played a major role in the Patriots' march to the playoffs that year.

In his first season with the Stars, 1983, Mora guided the team to a 16-4 record and a narrow miss in the league championship game, a loss to the Michigan Panthers, 24-22. The following year, Mora's team went 19-2 and defeated the Arizona Wranglers 23-3 for the title. Last season the team achieved a 13-7-1 mark and beat Oakland, quarterbacked by Bobby Hebert, now a Saint, for the championship, 28-24.

"I'm right where I want to be, right where I want to coach," said Mora. "And I like this challenge. We're not geniuses. I believe in working a football team as hard as we can. My job is to get the most out of our players, to get them to play up to their potential."


Mora, born May 24, 1935 at Glendale, California, and his wife, Connie, have three sons: Jim (26), an assistant coach with the San Diego Chargers; Michael (24); and Stephen (20).

### SAINTS RETIRED NUMBERS

Only two numbers on the Saints roster have been retired. Defensive end Doug Atkins, the former University of Tennessee all-American, joined the Saints in 1967 and retired in 1969. Jim Taylor, all-Pro running back, played in a Saints uniform in 1967. Both Atkins' no. 81 and Taylor's no. 31 are retired. Atkins and Taylor are members of the NFL's Hall of Fame.

# 1988 STAFF BIOGRAPHIES

## JIM MILLER, Vice-President of Administration



Now in his third season with the Saints, Jim Miller joined the club from the NFL Management Council just prior to the start of the 1986 campaign.

Miller's responsibilities with the Saints include negotiating player contracts, overseeing all club administrative offices and serving as club liaison with the NFL and Management Council offices.

Miller started his professional career as a writer at the Louisville Courier Journal, 1970-71. He covered the NFL as a writer for the Baltimore Evening


Sun 1972-81.

Miller joined the Management Council as director of information. He was the NFLMC spokesman during the 1982 players' strike.

In 1983, he was appointed director of administration, advising clubs on contract matters, coordination of Management Council special projects, and various other duties.

A native of Clark Station, Kentucky, and graduate of the University of Kentucky, Miller also holds a master's degree from the University of Maryland. He and his wife, Bonnie, live in Mandeville with their daughter, Lindsay.

## CARL SMITH, Offensive Coordinator/Quarterbacks



Under Carl Smith, the Saints scored the most points in club history, and led the NFL in time of possession in 1987.


Smith joined the Saints staff in 1986 from the staff of the Philadelphia/Baltimore Stars. Smith directed the Stars' quarterbacks and wide receivers 1984-85 after a year as special teams coach.

Smith started his coaching career as graduate assistant at his alma mater, Cal Poly-San Luis Obispo in 1971. He moved to the University of Colorado as graduate assistant in 1972, and earned his first fulltime post as line-backer coach for the Buffaloes in 1973 where he worked with Saints head coach Jim Mora.

In 1974, Smith joined the staff at the University of Southwestern Louisiana as defensive line coach. He coached defensive backs for the Ragin' Cajuns 1975-76, then switched to the offensive side of the ball as offensive coordinator 1977-78. He served at Lamar University 1979-81, and was named offensive coordinator at North Carolina State in 1982.

Smith was born April 26, 1948 at Wasco, California. He and his wife, Dianne, live in Kenner with their two sons, Tracy and Tyler.

## STEVE SIDWELL, Defensive Coordinator/Inside Linebackers



Under Steve Sidwell, the Saints defense ranked fourth overall in the NFL, and were in the league's top five in 15 different statistical categories in 1987.


Sidwell begins his third season with the Saints. He came to New Orleans from the Indianapolis Colts, where he coached the defensive line in 1985.

All-conference at linebacker at the University of Colorado, Sidwell started his coaching tenure as linebacker coach 1966-73 at his alma mater, working there with Jim Mora. He moved to the University of Nevada-Las Vegas, assuming the additional duties of defensive coordinator, 1974-75. In 1976, Sidwell was named defensive coordinator at Southern Methodist and held that post until 1981.

Sidwell's first pro coaching spot came in 1982-84, when he served as line-backer coach for the New England Patriots. The first season was served under Mora, the Patriots' defensive coordinator.

Born August 8, 1944 at Winfield, Kansas, Steve and his wife Katy have two sons, Brad and Scott. They live in Destrehan.

## PAUL BOUDREAU, Offensive Line




Paul Boudreau is in his second season with the Saints after coming to New Orleans from the Edmonton Eskimos of the CFL.

A graduate of Boston College, Boudreau started his coaching career at Oxford High School in Boston, Massachusetts 1973-74. He moved to his alma mater as offensive line coach 1974-77. Stops at the University of Maine (1977-79), Dartmouth (1979-81), and Navy (1982) preceded his appointment to the Eskimos staff.

Boudreau and his wife, Joan have a son, Paul, and a daughter, Jill. They live in Destrehan.

## DOM CAPERS, Defensive Backs



Under Dom Capers, the Saints led the NFL in interceptions following the 1987 season.

Capers is in his third season with the Saints, arriving after two seasons with Jim Mora at the USFL's Philadelphia/Baltimore Stars.


Lettering four years in football and baseball at Mount Union College, Capers opened his collegiate coaching career at Kent State as graduate assistant 1972-74. After a brief stint at the University of Washington in 1975, Capers accepted his first fulltime post at the University of Hawaii, coaching defensive backs 1975-76.

Following tenure at San Jose State (1977), California (1978-79) and Tennessee (1980-81), Capers joined Earle Bruce's staff at Ohio State (1982-83). The Buckeyes made bowl appearances in both of Capers' seasons.

The Stars won the USFL championship game both of Capers' seasons coaching the defensive backs.

Capers was born August 7, 1950 at Cambridge, Ohio. He and his wife, Holly, live in Destrehan.

### **VIC FANGIO, Outside Linebackers**




Vic Fangio is in his third season with the Saints, having joined Jim Mora in New Orleans from two seasons in the USFL.

Fangio, a graduate of East Stroudsburg University, started his coaching career at his high school alma mater, Dunmore High School, as linebacker coach in 1979. He was named defensive coordinator at Dunmore, serving in that capacity 1980-81. In 1982, Fangio worked as defensive coordinator at Milford Academy.

A year at the University of North Carolina coaching the defensive line preceded Fangio's appointment to the USFL Stars staff, where he served as defensive assistant and strength and conditioning coach.

Born August 8, 1958 at Dunmore, Pennsylvania, Fangio and his wife, Patty reside in Destrehan.

### **JOE MARCIANO, Tight Ends/Special Teams**



Under Joe Marciano, the Saints special teams blocked eight kicks during the 1987 season, had the NFL's leaders in net punting average, punt return average, and kickoff coverage average.

Marciano is in his third season in New Orleans, joining the Saints staff in 1986 from the Stars, where he coached tight ends and special teams.


After a four-year college career quarterbacking Temple University, Marciano coached at Wyoming Area High School in 1976 for his first coaching job.

He then coached tight ends at East Stroudsburg (1977), and Rhode Island (1978-79). He moved to Villanova in 1980, and joined Joe Paterno's staff in 1981 as tight ends coach. In 1983, he returned to his alma mater to coach tight ends and special teams.

Marciano joined Jim Mora in 1983 on the Stars staff, and helped in the appearance of the Stars in all of the first three USFL championship games, and victories 1984-85.

Born in Scranton, Pennsylvania February 10, 1954, Marciano and his wife, Cheryl, live in Metairie.

### **RUSSELL PATERNOSTRO, Strength and Conditioning**



Russell Paternostro joined the Saints in 1981 after success at training both individuals and teams at every level of competition.


A New Orleans native, Paternostro graduated from West Jefferson High School, and attended San Diego State University. He played football in high school and also at Camp Pendleton, California during his Navy tour of duty.

Paternostro returned to New Orleans in 1962, and managed and owned conditioning centers in the

New Orleans area.

Paternostro was born July 21, 1940 in New Orleans. He and his wife, Mercy, have two daughters, Angela and Robyn. They reside in Mandeville.

### **JOHN PEASE, Defensive Line**



John Pease came to the Saints in 1986 from the USFL as defensive line coach of the Stars.


Following graduation from the University of Utah after an all-WAC senior season at wingback, Pease served in the military in Puerto Rico 1965-67. It was there that he got his first coaching experience, coordinating the offense at Antilles High School in 1966. He returned to his alma mater 1968-69 as graduate assistant.

His first fulltime job came at Fullerton College where he served 1970-73 as defensive coordinator. He served at Long Beach State 1974-76, and returned to Utah to coach 1977.

Pease coached at the University of Washington 1978-82 before joining the Stars staff in 1983.

Born October 14, 1943 in Pittsburgh, Pennsylvania, Pease has a daughter, Kristin. He and his wife, Chris, live in Metairie.

### **JIM SKIPPER, Running Backs**



Under Jim Skipper, the Saints' running game in 1987 ranked third in the NFL without a 1,000-yard rusher.


Joining the Saints in 1986, Skipper coached running backs for the Stars 1983-85.

Skipper graduated from Whittier College, and started his coaching career at Duarte High School in California in 1973. He coached defensive backs at Cal Poly-Pomona 1974-76, and the same position at San Jose State 1977-78.

Skipper's first running backs coaching position came at the University of the Pacific in 1979, and coached 1980-82 at the University of Oregon in the same capacity.

Skipper was born January 23, 1949 at Breaux Bridge, Louisiana. Jim and his wife, Elmarie, have three sons, Courtney, Timmy, and Kelly, a senior running back at Fresno State. The Skippers live in Kenner.

### STEVE WALTERS, Wide Receivers



Steve Walters joined the Saints staff in 1986 from the University of Alabama.

A two-year football letterman at the University of Arkansas, Walters started coaching as graduate assistant at Virginia Tech 1971-72. He accepted his first fulltime coaching position at Tampa University as receivers coach in 1973.

Walters changed sides of the ball, coaching defensive backs at Northeast Louisiana 1974-75, then back to offense in 1976 with quarterbacks and re-


ceivers at Morehead State.

Stops at Tulsa (1977-78), Memphis State (1979), and SMU (1980-81) preceded Walters' first pro coaching post, tutoring defensive backs at the New England Patriots 1982-84.

Walters coached defensive backs at Alabama in 1985.

Born June 16, 1948 at Jonesboro, Arkansas, Walters and his wife, Susan, have a son, Kirk, and a daughter, Kasey. They live in Destrehan.

### BILL KUCHARICH, Director of Player Personnel



Bill Kuharich was presented in 1987 the stiffest challenge of his football career with the assembly of a replacement squad. The group constructed by Kuharich and his staff posted a respectable 2-1 record, and kept the Saints in the thick of the division championship race until the end.

Kuharich joined the Saints in 1986 from the Philadelphia/Baltimore Stars of the USFL as director of pro personnel. He was elevated to his present position prior to the 1986 season.

A graduate of Middlebury College in Vermont, Kuharich started his football career as a graduate assistant coach at Brown University in 1976. His first fulltime post came as offensive backfield coach at Hawaii in 1977. Stops at Georgetown (1978), St. Lawrence (1979), and Columbia (1980) followed.

When the USFL started, Kuharich went to Philadelphia as administrative aide to the general manager. He was named assistant general manager/director of player personnel in 1983. The Stars played in all three of the league's championship games and won the USFL title twice.

Both college and pro scouting, professional league player movement and evaluation, and self-scouting are duties of Kuharich's position with the Saints.

Born March 25, 1953 in Skokie, Illinois, Kuharich is the son of the late Joe Kuharich, head coach at Notre Dame, the Washington Redskins and Philadelphia Eagles. Kuharich is single and lives in Destrehan.

### AUSTIN DEJAN, Assistant to the Player Personnel Director




Austin Dejan joined the Saints player personnel staff fulltime in 1987.

Dejan is responsible for the day-to-day operation of the player personnel department, including college, pro and self-scouting.

A graduate of Dillard University, Dejan taught in New Orleans Public Schools before coming to the Saints as an intern in the player personnel department in 1986.

A native New Orleanian, Dejan graduated from Benjamin Franklin High School. Austin and his wife, Brucie, reside in Slidell.

### BILL BAKER, Player Personnel Scout



In his third season, Bill joined the Saints in 1986 from three years service in the USFL.

Baker graduated from the University of Arizona in 1977 where he played center and defensive end. His coaching career started at Purdue University in 1978 as an assistant, where he remained until 1982.


Baker's first pro job came with the USFL's Arizona Wranglers in 1982 as director of college scouting. In 1983, he moved to the Michigan Panthers as director of college scouting. In 1984 he assumed a

similar position with the USFL's Oakland Invaders.

Baker is assigned to cover colleges in the western United States.

Bill has a son Bill (Bo) III. He lives in Sacramento, California.

### HAMP COOK, Player Personnel Scout




Hamp Cook enters his 16th season as a capable and experienced member of the scouting corps. He joined the Saints in 1973.

Cook coached high school teams in Mississippi and Alabama and was an assistant coach at the University of Southern Mississippi for eight years before joining the Saints. He graduated from Southern Mississippi with a masters degree in physical education.

Cook covers the southeastern United States for the Saints.

Hamp and his wife, Tinkey, live in Hattiesburg, Mississippi. They have three children, Tracey, Kyle, and Chuck, following in his father's footsteps as an NFL scout.

## HOKIE GAJAN, Player Personnel Scout



Hokie Gajan joined the Saints scouting department in 1987 following his retirement from the gridiron as an NFL fullback.

Gajan played at LSU, and was drafted in the tenth round by the Saints in 1981. He played fullback for the Saints 1982-85, when he was sidelined by a knee injury. Gajan blocked for all-NFL players George Rogers and Earl Campbell. He holds the Saints season record for rushing average with a six-yard norm in 1984.

Gajan rushed for 1,358 yards as a Saint, with a 5.4-yard average and 11 touchdowns. He added 63 catches for 515 yards and two TDs.

Hokie will scout parts of the southern United States in the Saints scouting system.

Hokie and his wife, Judy, live in Mandeville with their three daughters, Jennifer, Kristin and Megan.

## TOM MARINO, Player Personnel Scout



Tom Marino brought fifteen years of football experience when he joined the Saints in 1986 from the Philadelphia/Baltimore Stars.

A graduate of Boston State College, Marino worked three years as scout for the Chicago Bears while finishing his undergraduate degree. He joined the Philadelphia Bell of the World Football League in 1974 as the team's director of player personnel.

He was named to the scouting staff of the Dallas Cowboys, and served 1976. Following the Cowboys,

Marino joined the New York Giants, 1977-81.

In 1982, he joined the USFL with the Boston Breakers. He moved to the Denver Gold staff in 1983 as director of player personnel.

Marino is assigned the Northeastern United States in the Saints scouting system.

Tom and his wife, Denise, have a daughter, Melissa and a son, Tom, Jr. They live in the Boston, Massachusetts area.

## SUPERDOME FACTS

Total Land Area.....	52 acres	Parking Garages.....	5,000 cars, 250 buses
Height.....	273 feet	Lighting.....	15,200 fixtures
Diameter Dome.....	680 feet clear span	Electric Wiring.....	400 miles
Concrete.....	169,000 cubic yards	Aluminum Siding.....	more than 500,000 sq. ft.
Structural Steel.....	20,000 tons	Area of Roof.....	9.7 acres
Air Conditioning.....	9,600 tons	Escalators.....	32
Convention Rooms.....	40	Elevators.....	9 passenger, 1 freight
Restrooms.....	88		
Private Box Suites.....	92		

## CARMEN PICCONE, Player Personnel Scout



In his third season with the Saints, Carmen Piccone came to New Orleans from a three-year tenure as a scout for the USFL scouting combine.

A three-year starter at Temple University 1954-56, Piccone started his coaching career at his alma mater coaching the freshman team. In 1960, he was named head coach at Southern Illinois, where he remained until 1965.

Stints at Cornell, a return to Temple, and Trenton State preceded his joining the USFL's scouting

group in 1983.

Piccone is responsible for the midwestern United States for the Saints scouting effort.

Carmen and his wife, Dorothy, have two sons. They live in Bloomington, Illinois.

## DEAN KLEINSCHMIDT, Trainer



Now in his 20th year with the Saints, Dean Kleinschmidt was appointed head trainer in 1971. He was, at that time, the youngest head trainer in the NFL.

A native of Morgan, Minnesota, Kleinschmidt attended Indiana University. He served as student assistant trainer and staff assistant trainer.

Since joining the Saints in 1969, he has served annually on the Senior Bowl staff as trainer. He has lectured in Sweden in 1976, Mexico City in 1978,

and in Bahrain in 1984. He also serves as clinical director of the Sports Medicine Center at Slidell Memorial Hospital. He is member of the board of directors of the Professional Football Athletic Trainers Society.


In 1986, Dean was voted Professional Athletic Trainer of 1986 by the National Athletic Trainers Association (NATA). Also, he and assistant Kevin Mangum were recognized as the NFL Training Staff of the year by the Professional Football Athletic Trainers Society (PFATS).

Dean and his wife, Marlene, live in Metairie with their son, Rhett.

## SAINTS MOST VALUABLE PLAYERS

1967 — Dave Whitsell, safety	1978 — Archie Manning, quarterback
1968 — Doug Atkins, defensive end	1979 — Chuck Muncie, halfback
1969 — Danny Abramowicz, wide receiver	1980 — Archie Manning, quarterback
1970 — Mike Tillemann, defensive tackle	1981 — George Rogers, halfback
1971 — Jake Kupp, guard	1982 — Ken Stabler, quarterback
1972 — Archie Manning, quarterback	1983 — Wayne Wilson, running back
1973 — Billy Newsome, defensive end	1984 — Hokie Gajan, fullback
1974 — John Didion, center	1985 — Morten Andersen, kicker
1975 — Mike Strachan, halfback	1986 — Rueben Mayes, running back
1976 — Tony Galbreath, fullback	1987 — Morten Andersen, kicker
1977 — Chuck Crist, safety	

### **KEVIN MANGUM, Assistant Trainer/Director of Rehabilitation**



Kevin Mangum is in his eighth season with the Saints. He was elevated to his present position in 1988.

Mangum joined the Saints as assistant trainer in 1981 following a tenure as a part-time training room assistant.

Mangum served as student trainer at Southwest Mississippi Junior College for two seasons. He also spent two years at his alma mater, the University of Southern Mississippi where he graduated with a

bachelor's degree in athletic administration and coaching with a specialization in athletic training.

Along with head trainer Dean Kleinschmidt, Mangum shared in the recognition as NFL Training Staff of the Year by the Professional Football Athletic Trainers Society (PFATS).

Mangum completed his master's degree curriculum in 1988 at the University of New Orleans.

A native of Tylertown, Mississippi, Kevin is single and resides in Metairie.

### **DAN SIMMONS, Equipment Manager**




A seventeen-year veteran of the equipment room, Dan Simmons is the second in a family of NFL equipment managers. Father Bill was equipment manager for the St. Louis Football Cardinals for 22 years.

Simmons joined the Saints in 1973 after assisting his father in St. Louis for two seasons. A graduate of Meramec College in St. Louis, Dan served four years in the Navy following his graduation.

Dan and his wife, Elaine, live in Mandeville with their three children, Tracy, Tony and Amy.

### **GLENNON POWELL, Assistant Equipment Manager**



Better known as Silky, Powell joined the Saints in 1975.

A native of New Orleans, Powell worked in physical education with the New Orleans Recreation Department. He also served as a coach and manager at his alma mater, Redemptorist High School.

Silky is single and resides in the Irish Channel area of New Orleans.

### **LESTER VALLET, Grounds Superintendent**



Lester Vallet joined the Saints in 1979 with extensive experience in sports facility management and maintenance.

Vallet was stadium superintendent at Tulane University for 12 years. He also served as field crew supervisor at the Louisiana Superdome for three years before joining the Saints staff.

Lester and his wife, Carolyn, have two sons, Lester, Jr. and Melvin. They live in New Orleans.

### **ALBERT AUCOIN, Video Director**




Albert Aucoin is in his second season in his present position after taking over at the helm of the Saints' video department in 1986. He assumed command from his father, Erby, who retired after 19 seasons with the club.

Albert has been with the Saints since 1976, when he started as a photographer in training camp. He joined the staff fulltime in 1980.

Albert graduated from East Jefferson High School in New Orleans. A native New Orleanian,

Albert and his wife, Lori, reside in Covington.

### **BRIAN BADZINSKI, Assistant Video Director**



Brian Badzinski joined the Saints fulltime in 1987 after serving the photo department part-time since 1975.

A native New Orleanian, Badzinski graduated from East Jefferson High School. Before joining the Saints, he ran his own video production company.

Brian and his wife, Paula, live in River Ridge with their two daughters, Kristine and Angela.

### **BRUCE BROUSSARD, Business Manager/Controller**



Bruce Broussard joined the Saints as ticket manager in 1983. He was appointed to his present position in 1987.

Broussard came to the Saints from LePavillion Hotel in New Orleans, where he served eight years, four as general manager.

A New Orleans native, Broussard attended Cor Jesu High School and Loyola University, where he graduated with a degree in accounting. He is a past president of the New Orleans Hospitality Accountants Association, and was on the board of directors of the New Orleans Hotel and Motel Association.

Bruce and his wife, Lynn, live in Metairie. They have two sons, Bruce, Jr. and Mark.

### **CHARLEEN SHARPE, Assistant Controller**



Matthew.

Charleen Sharpe joined the Saints staff during the 1981 season.

Charleen served as assistant controller for First Homestead Federal Savings and Loan Corporation for eight years before joining the Saints.

A New Orleans native, Charleen graduated from Andrew Jackson High School and attended the University of New Orleans.

Charleen and her husband, Floyd, reside in Chalmette with their two children, Melissa and

### **SANDY KING, Ticket Manager**



Sandy King was appointed to her present position in 1985 after 17 years of service in the Saints ticket office.

King joined the ticket office staff in 1968. She was appointed ticket office supervisor in 1984.

A native of Detroit, Michigan, Sandy graduated from Harperwoods High School. She has two sons, Gary and Steve. Sandy lives in New Orleans East.

### **BARRA L. BIRRCHE, Director Travel, Entertainment and Special Projects**



Now in his 18th season with the Saints, Barra Birrcher joined the Saints in 1971 as entertainment director. He took on the added duties of game program advertising director in 1977 and travel coordinator in 1979. Birrcher also served as director of marketing 1981-86.

A New Orleans native and graduate of the University of New Orleans, Birrcher is a former publicity director at the Fair Grounds. He had his own advertising agency and is a past president of the Advertising Club of New Orleans.

Barra and his wife, Kay, live in Metairie with their two children, Christine and David.

### **JAY ROMIG, Data Processing Manager**



Jay Romig enters his 12th season with the Saints. He was named to his present position in 1979.


In addition to his duties with the Saints' computer network, Romig has served the past two years as coordinator of the team's summer training camp at Southeastern Louisiana University in Hammond, and holds the same position in 1988 in LaCrosse, Wisconsin.

Romig started in the training room with the Saints, serving there 1977-78 as assistant trainer.

He also served as assistant trainer for the University of New Orleans for one year, and was named head trainer, holding that title for a year.

A native New Orleanian and UNO graduate, Romig attended Brother Martin High School. He and his wife, Beth, live in Metairie.

### **GREG SUIT, Director of Public Relations and Marketing**



Greg Suit is in his 12th season with the Saints. He was named to his present position in 1987.

Suit came to the Saints in 1977 as assistant director of public relations. He was named director of publicity in 1980 and has served the organization as director of public relations since 1981.


As sports information director and assistant athletic director at the University of New Orleans, 1972-76, he won four national awards for his sports publications. He also served as assistant athletic

director.

A native of Cincinnati, Ohio, Suit graduated from Miami University (O.) and worked as a news writer for the Middletown (O.) Journal. He has served on the NFL staff for seven Super Bowl games and the 1984 Pro Bowl. He is a member of the Public Relations Society of America.

Greg and his wife, Karen, have two sons, Ted and Joshua. They live in New Orleans.

### **RUSTY KASMIERSKY, Director of Media Services**



Rusty Kasmiersky joined the Saints staff in 1981 as assistant director of public relations. He was named to his present position in 1987.

Kasmiersky served as student assistant sports information director at Southwest Texas State University for three years, where he graduated in 1979. He then served one year as sports information director at Angelo State University.

Kasmiersky worked for the Saints 1975-79 as an equipment manager in training camp. A native of Garwood, Texas, Rusty and his wife, Donna, live in Kenner with their son, Ryan.

### **BILL FERRANTE, Assistant Director of Marketing**



Bill Ferrante joined the Saints marketing department fulltime in 1987.

A graduate of LSU, Ferrante joined the Saints public relations department in 1986 as intern while continuing his studies in the master's program at the United States Sports Academy in Mobile, Ala.

A native New Orleanian, graduated from Ecole Classique High School. He and his wife, Valerie, live in Kenner.

### **SYLVIA ALFORTISH, Public Relations and Marketing Assistant**



Sylvia Alfortish was named to her present position in 1987. She is entering her 15th season in the Saints public relations office, serving as secretary 1974-83, and as public relations assistant 1983-86.

In addition, Sylvia serves as director of the Saint-sations, the Saints dance team formed in 1987.

Alfortish graduated from McDonogh High School. A native of New Orleans, Sylvia resides in Chal-mette with her three sons, Sean, Todd and Jeffrey.

## **SAINTS BENCH**



Fran Albright  
Executive



Ellen Frisard  
Head Coach



Yvette Arceneaux  
Coaches



Kim Thomas  
Receptionist



Barbara Schoen  
Ownership



Linda Bourgeois  
Business



Rachel Landreneau  
Marketing



Jean Newman  
Player Personnel



Anne Baudier  
Public Relations



Darlene Bonis  
Saints Cheerleaders



Sandra Labourdette  
Saints Dancers



Sam Surtain  
Mail Clerk



Elizabeth Mitchell  
Ticket Office



Judy Chavis  
Ticket Office



Fran Pope  
Ticket Office



Terry Exterstein  
Ticket Office

# 1988 SAINTS VETERANS



## 40 MICHAEL ADAMS

**Cornerback** Year With Saints: 2 Year in NFL: 2  
**Ht: 5-10 Wt: 195 College: Arkansas State**  
**Born: April 5, 1964 at Shelby, Mississippi**  
**Joined Saints: Draft Choice no. 3, 1987**

**PRO:** Played in eight games in 1987, started all three replacement games at left cornerback . . . No interceptions, but recovered a pair of fumbles on the season . . . blocked two punts, one at Chicago 10/18, another vs. Houston 12/13 . . . saw action during season as sixth and seventh defensive back in Saints' situation defenses . . . was on injured reserve (hamstring) first two games of the season . . . exceptional speed, experience in 1987 will boost him toward more playing time in 1988 . . . contract runs through 1989 with no option.

**COLLEGE:** Started on Arkansas State team that played for Division 1-AA national championship . . . transferred to ASU after a season at Mississippi Delta Junior College . . . handled kickoff duties, returned kick 99 yards for TD vs. Lamar as senior . . . majored in physical education.

**PERSONAL:** Attended Broad Street High School in Cleveland, Mississippi . . . rushed for over 1,700 yards and intercepted five passes as senior . . . single . . . lives in Cleveland, Mississippi in offseason.

**GAMES STARTED/PLAYED:** (1987, 3/7).



## 7 MORTEN ANDERSEN

**Kicker** Year With Saints: 7 Year in NFL: 7  
**Ht: 6-2 Wt: 200 College: Michigan State**  
**Born: August 19, 1960 at Struer, Denmark**  
**Joined Saints: Draft Choice No. 4, 1982**

**PRO:** Became NFL's most proficient kicker alltime, surpassing the minimum number of successful field goals (100) for consideration . . . Had his best scoring season ever, with 121 points, led NFL kickers in scoring . . . Named to Pro Bowl for third consecutive season . . . Was perfect 18-of-18 from inside 40 yards in 1987, hit 28 of 36 field goals overall . . . Career record of

125 field goals in 157 attempts (.796) . . . Perfect 37-37 in PATs, current streak has reached 66 consecutively . . . has missed only seven FGs inside 40 yards alltime (80-87) in his career . . . Hit five field goals against San Francisco 10/25 to tie team record he established 12/1/85 vs. Rams, but missed 52-yarder at game's end that would have given Saints a win in 24-22 thriller . . . Had team-record 20 straight successful field goals broken against Washington 10/5/86. . . hit 26 of 30 field goals in 1986 (.867), best in NFL that season . . . is team's alltime leading scorer with 546 points in his six seasons . . . also is alltime leader in field goals with 125 . . . has scored in 62 consecutive games, another team record. . . is most accurate field goal kicker in Saints history (min. 35 att.) . . . hit career longest field goal (55) at Denver (9/15/85) . . . hit field goal (53 yds) on last play at Cleveland 10/28/84 to win game 16-14 . . . is 12-23 on 50-yard-plus attempts in his career . . . is 41-42 from inside 30 yards in his career, the only miss a blocked attempt . . . is 36-40 from 30-39 yards . . . is near-perfect on game-ending attempts in career: 41 vs. Chicago 9/18/83; 35 at Atlanta 10/9/83; 52 at Philadelphia 12/11/83; 53 at Cleveland 10/28/84 . . . career started auspiciously with sprained ankle on opening kickoff vs. St. Louis in 1982, but missed only one game that year because he recovered from ankle injury during players' strike . . . contract runs through 1988 with no option.

**COLLEGE:** First team all-America as senior by UPI, Walter Camp, and Sporting News . . . played in 1982 Blue-Gray and Senior Bowl games . . . also all-academic Midwest as senior with 3.25 GPA . . . kicked school record 63-yard field goal as senior . . . had only 17 of 56 kickoffs returned senior season . . . dual major, communications and German.

**PERSONAL:** Attended Davis High School in Indianapolis, Indiana as exchange student . . . came to United States in 1977 with the notion of not being involved in sports . . . was member of Danish national handball team, as was his father . . . never kicked a football until coming to U.S . . . started playing soccer at age five . . . speaks six languages (Danish, Swedish, Norwegian, German, French, English) . . . Morten's "Kicks for Kids" program has raised \$2,500 in 1983, \$6,000 in 1984, \$9,300 in 1985, \$8,100 in 1986, and \$8,400 (\$300 per field goal) in 1987 . . . nominated by New Orleans area Jaycees as Most Outstanding Young Man in 1984 . . . poster produced during 1984 season sold 10,000 copies . . . cut top-40 type record "Take It To The Top" with punter Brian Hansen during 1985 season . . . appeared in dinner theatre play that ran several weeks during 1985 offseason . . . single . . . lives in Harahan.

**GAMES PLAYED:** (1982, 8); (1983, 16); (1984, 16); (1985, 16); (1986, 16); (1987, 12). Totals 84.

Year	PAT	STATISTICS							BK	Pts.
		1-19	20-29	30-39	40-49	50+	Tot.			
1982	6-6	-	-	1-1	1-3	0-1	2-5	0	12	
1983	37-38	2-2	8-8	3-4	2-6	3-4	18-24	2	91	
1984	34-34	-	9-9	4-5	5-10	2-3	20-27	1	94	
1985	27-29	-	4-5	13-14	11-12	3-4	31-35	1	120	
1986	30-30	1-1	11-11	6-7	6-6	2-5	26-30	1	108	
1987	37-37	3-3	6-6	9-9	8-12	2-6	28-36	0	121	
TOTALS	171-174	6-6	38-39	36-40	33-49	12-23	125-157	5	546	



## 28 GENE ATKINS

**Strong Safety Year With Saints: 2 Year in NFL: 2**  
**Ht: 6-1 Wt: 200 College: Florida A&M**  
**Born: August 31, 1964 at Tallahassee, Florida**  
**Joined Saints: Draft Choice No. 7, 1987**

**PRO:** Rookie defender was pressed into service when starter Antonio Gibson was injured vs. Giants 11/22 . . . came in early in game, had two big interceptions in that game to thwart Giants drives . . . had three interceptions during season . . . recovered a fumble at Pittsburgh 11/29 . . . ended season with 36 total tackles, 28 unassisted . . . also valuable as special teamer . . . good speed, big hitter, will press for permanent starting duty in 1988 at strong safety . . . contract runs through 1989 with no option.

**COLLEGE:** All-America senior season after playing only five games junior season, missing the rest with a broken ankle . . . began college career as fullback, moved to safety sophomore, became immediate starter . . . played in Freedom Bowl game following senior season . . . majored in physical education.

**PERSONAL:** Attended Rickards High School in Tallahassee, Florida . . . full name is Gene Reynard Atkins . . . single . . . lives in Kenner in offseason.

**GAMES STARTED/PLAYED:** (1987, 5/13).



## 83 CLIFF BENSON

**Tight End Year With Saints: 2 Year in NFL: 4**  
**Ht: 6-4 Wt: 249 College: Purdue**  
**Born: August 28, 1961 at Chicago, Illinois**  
**Joined Saints: Waivers from Washington, 1987**

**PRO:** Claimed 11/2 by Saints from Redskins, saw action in eight games, starting three as third tight end . . . caught two passes for 11 yards with Saints, used primarily as blocker in Saints' offensive scheme . . . will again vie for third tight end spot or higher in 1988 . . . drafted by Falcons in fifth round of 1984 draft, caught 36 passes in two seasons in Atlanta . . . started every game as rookie in 1984 . . . also played in Falcons' H-back position . . . waived, was signed by San Francisco for '87 training camp . . . released by 49ers, signed by Washington . . . played two games with Redskins in '87 . . . contract runs through 1989 with no option.

**COLLEGE:** Finished career 4th in alltime receptions at his alma mater with 117 catches . . . all-Big 10 as junior when he had 50 receptions . . . Played in Hula Bowl and Blue-Gray Game . . . majored in social work.

**PERSONAL:** Attended Alan B. Shepard High School in Palos Heights, Illinois . . . active in Fellowship of Christian Athletes . . . hopes to pursue career in commodities . . . single . . . lives in Woodridge, Illinois in offseason.

**GAMES STARTED/PLAYED:** (1984, 16/16); (1985, 14/16); (1986, 0/0); (1987, 3/10). Totals 33/42. Totals with Saints 3/8.

Year	No.	RECEIVING			LG	TD
		Yards	Avg.			
1984 (Falcons)	26	244	9.4	30	0	
1985 (Falcons)	10	37	3.7	6	0	
1986			None			
1987 (Redskins, Saints)	2	11	5.5	6	0	
Totals	38	292	7.7	30	0	

Additional Stats: Rushed 3 times for 8 yards, 1984.



## 85 HOBY BRENNER

**Tight End Year With Saints: 8 Year in NFL: 8**  
**Ht: 6-4 Wt: 240 College: Southern California**  
**Born: June 2, 1959 at Linwood, California**  
**Joined Saints: Draft Choice No. 3B, 1981**

**PRO:** Instrumental in both the Saints' running and passing games, snared 20 passes for 280 yards, and supplied the outside impetus for the New Orleans running game with excellent blocking ability . . . caught two TD passes from Bobby Hebert in season opener vs. Cleveland, a 28-21 Saints win . . . hampered by injured hand most of 1986, caught 18 passes on the season, his lowest total since 1982 . . . still started 12 of 15 games he

played in . . . Elected by teammates as Offensive Player of the Year in 1985, led Saints with 42 catches for 652 yards and 2 TDs . . . started every game, caught at least one pass in 14 games . . . had 6 catches for 111 yards and TD at Atlanta 10/20/85 . . . led team in receiving TDs in 1984 with six . . . rated most effective tight end in NFL, third receiver overall in NFC in 1984 based on receptions per game, average per catch and TD percentage . . . had two 100-yard receiving days in 1984 (6-131 vs. St. Louis 9/23 and 3-101 vs. Cincinnati 12/9) . . . caught four passes for 96 yards and both TDs in 17-13 win at Atlanta 11/11/84 . . . caught "hail Mary" 54-yard scoring pass on last play of first half 12/9/84 vs. Cincinnati to give Saints lead . . . second on team in catches in 1983 with 41 . . . ranks third among alltime Saints receivers in reception yardage, second among tight ends . . . 15.4 average ranks him second among tight ends in team history . . . pro career started slowly in 1981 as he was on injured reserve with bothersome turf toe six of first seven games . . . missed final game of 1982 on injured reserve (knee) to snap string of eight starts . . . drafted with choice acquired from Minnesota in the Steve Riley trade . . . contract expired in 1987, subject to developments.

**COLLEGE:** Led USC receivers in total yards in 1980 . . . his 26 receptions were the most for a USC tight end since 1972 . . . AP honorable mention all-America in 1980, and 2nd team all-PAC 10 . . . also 1979 first team all-West Coast . . . majored in business.

**PERSONAL:** Attended Fullerton (California) High School . . . led basketball team to state semifinals in 1976 . . . full name is Hoby F.J. Brenner . . . brother is NCAA standout in shotput and discus . . . married (Alexis) . . . lives in San Clemente, California in offseason.

**GAMES STARTED/PLAYED:** (1981, 1/9); (1982, 8/8); (1983, 16/16); (1984, 16/16); (1985, 16/16); (1986, 12/15); (1987, 10/12). Totals 79/92.

Year	No.	RECEIVING			TD
		Yards	Avg.	LG	
1981	7	143	20.4	34	0
1982	16	171	10.7	25	0
1983	41	574	14.0	38	3
1984	28	554	19.8	57	6
1985	42	652	15.5	38	3
1986	18	280	15.5	34	0
1987	20	280	14.0	29	2
Totals	172	2654	15.4	57	14



## 67 STAN BROCK

**Tackle Year With Saints: 9 Year in NFL: 9**

**Ht: 6-6 Wt: 288 College: Colorado**

**Born: June 8, 1958 at Beaverton, Oregon**

**Joined Saints: Draft Choice No. 1, 1980**

**PRO:** Started all 12 regular games in 1988, third consecutive season he started each game . . . part of line that led Saints to no. 3 NFL ranking in rushing stats despite not having 1,000-yard rusher . . . has been leader of line unit that continues to improve and make strides . . . started every game in 1986 despite suffering disc injury in preseason . . . was only lineman in 1985 to start every game . . . came off knee injury in game 14 of 1984 to play effectively . . . held his position at right tackle longer than any Saints offensive lineman in 1984, but torn knee ligaments in week 14 sent him to the injured reserve list . . . injury ended 67-game starting streak, and the last two games were the only he has missed since becoming a Saint in 1980 . . . received Pro Bowl votes every year . . . all-rookie selection in 1980 by UPI and Pro Football Weekly . . . contract runs through 1989 with no option.

**COLLEGE:** Called by Colorado coach Chuck Fairbanks "the best pass blocker in college football" his senior year . . . first team all-Big Eight in 1979 . . . played in Hula and Senior Bowls . . . started every game at right tackle as junior and senior. . . team captain and four-year letterman . . . majored in physical education.

**PERSONAL:** Attended Jesuit High School in Beaverton, Oregon . . . made all-state team at tackle . . . also lettered in basketball and track . . . brother Pete was center with the New England Patriots, and was their No. 1 pick in 1976 . . . brother Willie is former draft choice of Kansas City Chiefs . . . father is retired riverboat fireman . . . full name is Stanley James Brock . . . married (Lori) with four daughters (Sarah 12/24/79, Jessica 5/15/81, Rachel 9/27/84 and Emily 9/28/87) . . . lives in The Dalles, Oregon in offseason.

**GAMES STARTED/PLAYED:** (1980, 12/16); (1981, 16/16); (1982, 9/9); (1983, 16/16); (1984, 14/14); (1985, 16/16); (1986, 16/16); (1987, 12/12). Totals 102/115.



## 59 JAMES CAMPEN

**Center** Year With Saints: 2 Year in NFL: 2

**Ht: 6-3 Wt: 270 College: Tulane**

**Born: June 11, 1964 at Escondido, California**

**Joined Saints: Free Agent, 1987**

**PRO:** Played all three replacement games for Saints in 1987 as starting left guard . . . remained active for part of regular season, was declared inactive four games . . . has good potential, will battle in training camp for position on Saints roster . . . versatility, can play both guards and center spot . . . went to camp with Saints in 1986, was released . . . started '87 on injured reserve list (shoulder) . . . is in option season on contract.

**COLLEGE:** Three-year letterman for Green Wave . . . played both center and guard . . . majored in Criminal Justice.

**PERSONAL:** Attended Ponderosa High School in Sacramento, Calif. . . single . . . lives in Kenner in offseason.

**GAMES STARTED/PLAYED:** (1987, 3/3).



## 75 BRUCE CLARK

**Defensive End** Year With Saints: 7 Year in NFL: 7

**Ht: 6-3 Wt: 275 College: Penn State**

**Born: March 31, 1958 at New Castle, Pennsylvania**

**Joined Saints: Trade with Green Bay, 1982**

**PRO:** Started all 15 games in 1987 at his left end spot, the third consecutive year that he has started every contest . . . had 4.5 sacks for 29 yards lost on the year . . . 34 total tackles, 26 solo stops . . . recovered fumbles vs. Tampa Bay 12/6 and vs. Green Bay 12/27 . . . scored safety vs. Cleveland 9/13 on sack that gave Saints the winning points . . . started every game at left defensive end in 1986 despite knee injury that slowed him . . . had arthroscopic surgery in 1987 offseason . . . despite injury, still had six sacks, fourth on team . . . had 66 tackles, ninth on team . . . had 8.5 sacks for 62 yards lost in 1985 . . . had three sacks for 23 yards at Raiders 10/13 . . . defensed five passes on the 1985 season . . . was voted to 1985 Pro Bowl . . . voted by teammates 1984 Most Valuable Defensive Player . . . big game 11/19/84 vs. Pittsburgh with sack, two fumble recoveries, and interception earned him NFC Defensive Player of the Week . . . has missed only two games in three-year NFL career . . . came to Saints in 1982 from Toronto of CFL where he played for two seasons . . . was drafted by Green

Bay in first round of 1980 . . . Saints gave Packers a no. 1 1983 draft choice to acquire him . . . contract with Saints runs through 1990 with no option.

**COLLEGE:** Consensus all-America 1978 and 1979 . . . Lombardi Trophy winner in 1978 . . . finalist for Lombardi Trophy three years . . . Outland Trophy finalist in 1978 . . . started six games freshman season at LB . . . majored in food service and housing administration.

**PERSONAL:** Attended New Castle (Pennsylvania) High School . . . captain of football and basketball teams . . . also competed in track, holds school record in pole vault . . . star on wrestling team as well . . . married (Sandra) with son (Justin 6/15/83) and daughters (Rachel Lauren 3/19/85 and Brisha Marla 5/27/87) . . . spends offseasons working in local real estate investment . . . lives in Metairie.

**GAMES STARTED/PLAYED:** (1982, 9/9); (1983, 15/15); (1984, 15/15); (1985, 16/16); (1986, 16/16); (1987, 15/15). Totals 86/86.

Year	SACKS	Yards Lost
	No.	
1982	5.5	51
1983	4.5	44
1984	10.5	68
1985	8.5	62
1986	6.0	30
1987	4.5	29
Totals	39.5	284



## 89 ROBERT CLARK

**Wide Receiver** Year With Saints: 2 Year in NFL: 2

**Ht: 5-10 Wt: 175 College: North Carolina Central**

**Born: August 6, 1965 at Brooklyn, New York**

**Joined Saints: Draft Choice No. 10, 1987**

**PRO:** Saw action in opening two games of season, but went on injured reserve (leg) after seventh game, remained there remainder of the year . . . caught three passes in first two games . . . has good speed, will vie for roster spot in 1988 . . . contract runs through 1988 with option year.

**COLLEGE:** Started every game during four-year college career . . . set NCAA Division II record with a catch in 40 consecutive games . . . holds 34 school records, and most NCAA-II marks . . . is 17th-ranked receiver in NCAA (all divisions) . . . majored in physical education.

**PERSONAL:** Attended Marshall-Walker High School in Richmond, Virginia where he was a standout receiver . . . single . . . lives in Richmond in offseason.

**GAMES STARTED/PLAYED:** (1987, 0/2).



## 66 CHUCK COMMISKEY

**Guard Year With Saints: 3 Year in NFL: 3**

**Ht: 6-5 Wt: 290 College: Mississippi**

**Born: March 2, 1958 at Killeen, Texas**

**Joined Saints: Free Agent, 1986**

**PRO:** Started four games while sharing time with Pro Bowl guard Brad Edelman on the Saints' left side of the offensive line . . . saw extensive action when not starting . . . will continue to push for permanent starting spot in 1988 . . . Came to Saints from Philadelphia/Baltimore Stars of USFL, saw a lot of action at guard in 1986 when starter Ralph Williams was injured in game six . . . started last ten games, filled in well . . . was blessed with advantage of familiarity of offense, having played for Jim Mora for three seasons . . . played in every game with Stars three seasons . . . drafted in ninth round by Philadelphia in 1981 draft, spent that season on Eagles' injured reserve list (shoulder) . . . contract runs through 1989 with no option.

**COLLEGE:** Played both center and guard at Mississippi . . . played in 1977 and 1979, redshirted in 1978 . . . played in East-West Shrine and Blue-Gray games following senior season . . . majored in radio and television communications.

**PERSONAL:** Attended Pascagoula (Mississippi) High School . . . married (Estelle) . . . divides time between Kenner and Mobile, Alabama in offseason.

**GAMES STARTED/PLAYED:** (1986, 10/16); (1987, 4/12). Totals 14/28.



## 70 BILL CONTZ

**Tackle Year With Saints: 3 Year in NFL: 6**

**Ht: 6-5 Wt: 280 College: Penn State**

**Born: May 12, 1961 at Belle Vernon, Pennsylvania**

**Joined Saints: Free Agent, 1986**

**PRO:** Steady backup was lost in the shuffle of healthy Saints linemen in 1987 . . . saw action in only three games, was on inactive list seven others . . . came to Saints as free agent following Jim Dombrowski's injury in third game of 1986 season, had the starting spot after first day of practice . . . went on to start remaining 13 games at left tackle . . . picked up Saints scheme quickly, did admirable job on short notice . . . could serve at other spots in offensive line . . . drafted by Cleveland in fifth round of 1983 draft, started nine games in 1984 as right tackle . . . injured knee in game 15 of 1984, missed rest of season, and first six games in 1985 on physically unable to perform list . . . was released in training camp in 1986 . . . contract runs through 1988 with no option.

**COLLEGE:** Started last 24 games with Nittany Lions, finished collegiate career as national champion in 1982 . . . Selected to All-East team senior season . . . played in East-West Shrine game . . . holds degree in business logistics.

**PERSONAL:** Attended Belle Vernon (Pa.) High School . . . married (Melanie) . . . lives in North Royalton, Ohio in offseason.

**GAMES STARTED/PLAYED:** (1983, 0/16); (1984, 9/15); (1985, 0/5); (1986, 13/13); (1987, 0/3). Totals 22/52. Totals with Saints 13/16.



## 41 TOI COOK

**Safety Year With Saints: 2 Year in NFL: 2**

**Ht: 5-11 Wt: 188 College: Stanford**

**Born: December 3, 1964 at Chicago, Illinois**

**Joined Saints: Draft Choice No. 8, 1987**


**PRO:** Spent '87 season learning, will push for playing time in '88 . . . saw special teams action primarily, played in seven games . . . has shown good quickness, speed, feel for the free safety position . . . is also being tried at cornerback . . . one of a group of young Saints defensive backs with bright futures . . . contract runs through 1988 with no option.

**COLLEGE:** Led Stanford in interceptions his last three seasons as starting cornerback . . . had seven interceptions as senior . . . also starting right fielder and cleanup hitter on Stanford baseball team that won college world series in 1987 . . . led team in 1986 with 37 stolen bases and 50 RBIs . . . honor student who majored in communications.

**PERSONAL:** Attended Montclair Prep High School in Canoga Park, California . . . defensive back and wide receiver led team in tackles and

scored 14 TDs as senior . . . single . . . lives in Canoga Park, California in offseason.

**GAMES STARTED/PLAYED:** (1987, 0/7).



## 26 STACEY DAWSEY

**Wide Receiver Year With Saints: 2 Year in NFL: 2**

**Ht: 5-9 Wt: 154 College: Indiana**

**Born: October 24, 1965 at Bradenton, Florida**

**Joined Saints: Free Agent, 1987**

**PRO:** Went to camp with Saints in '87, was released, but returned to play in replacement games . . . started all three replacement contests, led team in receptions during that time with 13 for 149 yards . . . was inactive remainder of season . . . had opportunity to showcase abilities in replacement schedule, gave himself a second chance with good performance . . . good speed, knowledge of offense, will compete for roster spot in '88 . . . is in option season of contract.

**COLLEGE:** Three-year letterman for Hoosiers . . . also returned kicks as sophomore and junior . . . majored in general studies.

**PERSONAL:** Attended Manatee High School in Bradenton, Florida . . . played wide receiver and defensive back, had 30 catches for 10 TDs, three interceptions, all TDs, as senior . . . single . . . lives in Palmetto, Florida in offseason.

**GAMES STARTED/PLAYED:** (1987, 3/3).

RECEIVING					
	No.	Yards	Avg.	LG	TD
1987	13	142	10.9	29	0



## 72 JIM DOMBROWSKI

**Tackle Year With Saints: 3 Year in NFL: 3**

**Ht: 6-6 Wt: 295 College: Virginia**

**Born: October 19, 1963 at Williamsville, N.Y.**

**Joined Saints: Draft Choice No. 1, 1986**

**PRO:** In what was effectively his rookie season, started 10 games at left

tackle . . . missed first two games of season (knee sprain) . . . learned on-the-job, should be more familiar in '88 . . . spent offseason working out at Saints' practice facility to gain strength, stamina . . . showed tumultuous ability, earned starting spot at left tackle in 1986 . . . broken bone in his foot early in game three at San Francisco 9/21 ended his season . . . played the rest of the game with the broken foot . . . first offensive lineman selected, sixth player picked in 1986 draft . . . contract runs through 1989 with no option.

**COLLEGE:** Consensus all-America selection senior season . . . all-ACC three years . . . one of 12 Lombardi Award nominees as senior, one of only two offensive linemen nominated . . . recipient of NCAA Top Six Award based on academics/athletics/leadership . . . started 45 consecutive games for Cavaliers . . . played in Hula and Senior Bowls . . . college teammate of Saints' no. 3c pick in 1986, running back Barry Word . . . holds degree in biology, played final year of college football as graduate student.

**PERSONAL:** Attended Williamsville (New York) High School . . . plans on medical career as orthopedic surgeon . . . married (Sandy) . . . lives in Mandeville in offseason.

**GAMES STARTED/PLAYED:** (1986, 3/3); (1987, 10/10). Totals 13/13.



## 63 BRAD EDELMAN

**Guard Year With Saints: 7 Year in NFL: 7**

**Ht: 6-6 Wt: 277 College: Missouri**

**Born: September 3, 1960 at Jacksonville, Florida**

**Joined Saints: Draft Choice No. 2, 1982**

**PRO:** Made Pro Bowl squad in 1987 for first time in his career . . . was available for all games this season, started nine of the 11 he participated in . . . has been a mainstay at guard since his arrival in New Orleans in 1982 . . . missed opening game in 1985 (knee), and was injured two games later, relegating him to the injured reserve list for seven weeks with ligament damage to his knee . . . played and started eight games in 1985 . . . tore knee ligaments at Chicago 10/7/84, requiring surgery . . . missed next five games on injured reserve, but came back to action and was starter 11/19/84 vs. Pittsburgh . . . started final five games . . . center in college, was moved to guard rookie season, started every game that year . . . has started all but two games he has played in as a Saint (66-68) . . . could, if called upon, play any position in the offensive line . . . can make the deep snap on punts and field goals . . . contract expired in 1987, subject to developments.

**COLLEGE:** Top-rated center in 1982 draft by scouting combine . . . NEA and Sporting News first team all-America, honorable mention by both wire services . . . was on the field 91 plays vs. Mississippi State senior year . . . played in 1982 Hula and Olympia Gold Bowls . . . majored in business and public administration.

**PERSONAL:** Attended Parkway North High School in Creve Coeur, Missouri . . . captained football, basketball and track teams there . . . diverse personal interests include experience as singer and choreographer . . . he and several teammates cut popular Saints record "Who Dat" starring Aaron Neville during 1983 season . . . grandfather once offered him \$100 to quit football. . . single . . . active in charity work, devotes time to Special Olympics . . . resides in Kenner.

**GAMES STARTED/PLAYED:** (1982, 9/9); (1983, 16/16); (1984, 11/11); (1985, 8/8); (1986, 13/13); (1987, 9/11). Totals 66/68.



## 99 TONY ELLIOTT

**Nose Tackle Year With Saints: 7 Year in NFL: 7**  
**Ht: 6-2 Wt: 295 College: North Texas State**  
**Born: April 23, 1959 at New York, New York**  
**Joined Saints: Draft Choice No. 5, 1982**

**PRO:** Started all but one game in 1987 . . . had two sacks on the season . . . 22 tackles, 15 unassisted . . . was slated to start each game, but sustained severe leg cramps at St. Louis 10/11 in pregame warmups, missed the entire contest . . . defended two passes on the year . . . started first 15 games at his nose tackle spot in 1986, missed final game of the season on injured reserve (knee) . . . finished season with 47 tackles, 3.5 sacks, two passes defended . . . started all 16 games at nose tackle in 1985 . . . recovered two fumbles . . . waived prior to 1984 season by Saints, was reactivated 11/24, saw action in final four games, started three . . . extremely strong, quick and aggressive, is prototype nose tackle . . . had six sacks for 52 yards in losses in reserve role in 1983 . . . came to Saints smallish at 247 pounds in 1982, but weightlifting and roadwork has helped him bulk up to present range . . . contract runs through 1988 season with no option.

**COLLEGE:** Displayed excellent quickness by making plays all over the field from his nose guard spot . . . majored in business.

**PERSONAL:** Attended Harding High School in Bridgeport, Connecticut . . . in 1985 helped organize and direct a developmental league for

aspiring pro footballers in New Orleans area . . . worked in 1986 offseason in the Center for Study of Sport in Society at Northeastern University in Boston, Mass. with the focus on youth and drugs . . . continues to work in the community, lecturing to area school children. . . opened industrial chemicals business in 1988 offseason . . . married (Rhonda) . . . lives in Gretna in offseason.

**GAMES STARTED/PLAYED:** (1982, 0/9); (1983, 0/12); (1984, 3/4); (1985, 16/16); (1986, 15/15); (1987, 14/14). Totals 48/68.



## 11 JOHN FOURCADE

**Quarterback Year With Saints: 2 Year in NFL: 2**  
**Ht: 6-1 Wt: 215 College: Mississippi**  
**Born: 10/11/60 at New Orleans, Louisiana**  
**Joined Saints: Free Agent, 1987**

**PRO:** Made team during replacement schedule where he played with courage and ability . . . started all three replacement games, winning two . . . threw for 222 yards in first-ever NFL start vs. Rams 10/4, in 16-21 performance, and hit for three TDs . . . threw longest scoring play in Saints history, an 82-yard pass-run to TE Mike Waters vs. Rams . . . sustained injury (knee) vs. St. Louis following week, but returned to lead rally that fell just short . . . ran for 57 yards in five carries in St. Louis game. . . helped make Saints passing attack one of the most efficient in the NFL during replacement schedule . . . ran for nullified TD vs. Rams in strange play that would be highlight film hit . . . threw interception on last play of first half, defender fumbled it, teammate picked it up, fumbled downfield, Fourcade snatched it up and scored from over 70 yards out . . . was retained when strike ended, was on roster five of the remaining games as third QB . . . went to CFL following college, then to USFL, then to Arena Football League before going to Saints camp in 1986 . . . released by Saints, returned for replacement team . . . will battle for backup spot in 1988 . . . contract runs through 1989 with no option.

**COLLEGE:** All-everything at Mississippi, shattered virtually every passing record, most held by former Saint Archie Manning . . . majored in Marketing Management.

**PERSONAL:** Attended West Jefferson High School in Marrero, Louisiana . . . single . . . lives in Metairie in offseason.

**GAMES STARTED/PLAYED:** (1987, 3/3).

1987

PASSING					RUSHING				
Att.	Comp.	Yds.	LG	TD	Int	No.	Yds.	LG	TD
89	48	597	82t	4	3	19	134	18	0



## 97 JAMES GEATHERS

**Defensive End** Year With Saints: 4 Year in NFL: 4  
**Ht: 6-7 Wt: 290 College: Wichita State**  
**Born: June 26, 1960 at Georgetown, South Carolina**  
**Joined Saints: Draft Choice No. 2, 1984**

**PRO:** Followed best season of his career with hard luck . . . was having his best camp ever, sustained torn knee ligaments in final preseason game, was lost for bulk of season . . . came back miraculously to play in final regular season game and playoff contest . . . will be looked on in 1988 to supply a boost in the Saints' pass rush . . . had best season of his career in 1986, tied for team lead in sacks with nine for 73 yards lost . . . started first and last games of season, was used liberally in the rest . . . had two-sack day at Minnesota 12/21 . . . had 31 total tackles on season . . . also defended six passes, forced three fumbles and recovered one . . . saw action in all 16 games in 1985 . . . had 6.5 sacks for 48 yards in 1985 . . . blocked field goal vs. Atlanta 12/22 . . . possesses fine speed and quickness . . . had six sacks for 60 yards lost as a spot player in 1984 . . . had big day vs. St. Louis 9/23/84 when he had two sacks for 27 yards and forced a crucial fumble in Saints' 34-24 victory . . . recorded first pro sack in second game, vs. Tampa Bay 9/9 . . . contract expired in 1987, subject to developments.

**COLLEGE:** Played just two years of football . . . recorded 34 sacks in two years at Wichita State, a team record . . . played both DT and DE as senior . . . had ten or more tackles in five separate games as senior . . . played basketball at Paducah (Kentucky) Community College, 1979-80 . . . sat out 1981 in transfer to Wichita State . . . majored in industrial education.

**PERSONAL:** Attended Choppe High School in Georgetown, South Carolina . . . nickname is "Jumpy" . . . single . . . lives in Kenner in offseason.

**GAMES STARTED/PLAYED:** (1984, 0/16); (1985, 0/16); (1986, 2/16); (1987, 0/1). Totals 2/49.

Sacks	Yards	Lost
1984	6	60
1985	6.5	48
1986	9	73
1987	None	
Totals	21.5	181



## 27 ANTONIO GIBSON

**Strong Safety** Year With Saints: 3 Year in NFL: 3  
**Ht: 6-3 Wt: 204 College: Cincinnati**  
**Born: July 5, 1961 at Jackson, Mississippi**  
**Joined Saints: Free Agent, 1986**

**PRO:** Had solid season going, but suffered a broken arm vs. Giants 11/22, missed rest of the regular season . . . returned in time for the playoff game vs. Minnesota, saw limited playing time . . . had 44 tackles on the season, 35 solos . . . had interception at Atlanta, 11/1, when Saints picked off five . . . forced fumble at Philadelphia 9/20 . . . defended four passes . . . played in all 16 games in 1986, started 13 . . . had two interceptions, three sacks in 1986 . . . defended 24 passes . . . earned starting spot in game four against Giants . . . size, speed make him tough against the run as well as the pass . . . came to Saints from USFL's Stars, called by Jim Mora "the best-kept secret in the league" . . . first USFL player to sign with NFL club after USFL's decision to release players from contracts . . . contract expired in 1987, subject to developments.

**COLLEGE:** Two-time all-Metro Conference and all-America honorable mention at Cincinnati . . . twice led the Bearcats in tackles . . . nicknamed "Hitman" . . . majored in communications.

**PERSONAL:** Attended Murrah High School in Jackson, Mississippi . . . single . . . lives in Kenner in offseason.

**GAMES STARTED/PLAYED:** (1986, 13/16); (1987, 10/10). Totals 23/26.

		INTERCEPTIONS		Yds.	SACKS		
		No.			TD	No.	Yards
1986	2	43		0	3		18
1987	1	17		0	None		
Totals	3	60		0	3		18



## 77 DAREN GILBERT

**Tackle** Year With Saints: 4 Year in NFL: 4  
**Ht: 6-5 Wt: 280 College: Cal State-Fullerton**  
**Born: October 3, 1963 at San Diego, California**  
**Joined Saints: Draft Choice No. 2, 1985**


**PRO:** Opening game saw him starting at left tackle, where he was for first five games of season, including replacement games . . . played in one of

last ten games of the year, inactive three games . . . spent hard 1988 offseason preparing for upcoming season, looks to challenge for playing time . . . played in ten games in 1986, no starts . . . was expected to challenge for starting position last season, but new system set him back in preparation . . . contract runs through 1988 season with no option.

**COLLEGE:** Started every game his last three seasons and was team co-captain . . . selected all-West Coast by UPI and all-PCAA senior year . . . played in East-West Shrine game . . . majored in criminal justice.

**PERSONAL:** Attended Dominguez High School in Compton, California . . . married (Alayne) . . . remained in New Orleans area in 1987 offseason, lives in Kenner.

**GAMES STARTED/PLAYED:** (1985, 0/16); (1986, 0/10); (1987, 5/6). Totals 5/32.



## 37 MEL GRAY

**Running Back** Year With Saints: 3 Year in NFL: 3  
**Ht: 5-9 Wt: 166 College: Purdue**  
**Born: March 16, 1961 at Williamsburg, Virginia**  
**Joined Saints: Draft Choice No. 2 (USFL Supplemental) 1984, Signed 1986**

**PRO:** Led NFL in punt returns (14.7) in first season of performing that task . . . longest return of the season was 80-yarder to four-yard line vs. Tampa Bay 12/6 . . . also had 50-yarder that day, both set up easy Saints TDs . . . worked in '87 offseason catching punts from "jugs" machine, 100 per day to try punt returns during season . . . got first rushing TD in NFL at Atlanta 11/1 . . . ran the ball offensively only eight times on the season, but had 4.6-yard average . . . team's primary kickoff returner, had 21.2-yard norm in that category . . . was featured as kickoff returner through 1986 season . . . dazzled with 101-yard return for TD at San Francisco 9/21, team record . . . averaged 27.7 per return in 1986, second in NFL . . . led Saints to NFL lead in kickoff returns (24.4) . . . contract expired in 1987, subject to developments.

**COLLEGE:** Led Purdue in rushing his last two seasons . . . had 1,765 yards and 15 TDs during two-year career . . . transferred from Coffeyville (Kan.) Junior College . . . second-team all-Big Ten as junior . . . majored in history.

**PERSONAL:** Attended Lafayette High School in Williamsburg, Virginia . . . married (Yvette) with daughter (Melanie, 1/4/86) . . . lives in Chandler, Arizona in offseason.

**GAMES STARTED/PLAYED:** (1986, 0/16); (1987, 1/12). Totals 1/28.

Year	RUSHING					RECEIVING				
	No.	Yds.	Avg.	LG	TD	No.	Yds.	LG	TD	
1986	6	29	4.8	11	0	2	45	39	0	
1987	8	37	4.6	12	1	6	30	38	0	
Totals	14	66	4.7	12	1	8	75	39	0	

Year	KICKOFF RETURNS					PUNT RETURNS				
	No.	Yds.	Avg.	LG	TD	No.	FC	Yds.	Avg.	LG
1986	32	886	27.7	101t	1	None				
1987	30	636	21.2	43	0	24	5	352	14.6	80
Totals	62	1522	24.5	101t	1	24	5	352	14.6	80



## 10 BRIAN HANSEN

**Punter** Year With Saints: 5 Year in NFL: 5  
**Ht: 6-3 Wt: 215 College: Sioux Falls**  
**Born: October 26, 1960 at Hawarden, Iowa**  
**Joined Saints: Draft Choice No. 9, 1984**

**PRO:** Started off rapidly in 1987, kicked all five of his punts inside the 20-yard line vs. Cleveland 9/13 to keep the Browns in a hole all day in 28-21 win . . . finished season with 40.4-yard average, but his net was among the top in the NFL . . . kicked 18 dead inside the 20 against only six touchbacks all year . . . hit long of 60 vs. Tampa Bay 12/6 . . . four games with over 44-yard average on the year . . . is Saints' all-time leading punter with 42.4-yard average . . . kicked for over 42-yard average for in 1986 for third year, averaged 42.6 on his 81 kicks . . . 18 inside the 20-yard line, 11 touchbacks . . . equaled his career longest kick (66 yards) at San Francisco 9/21 . . . also held for Morten Andersen on all placements in 1986 and 1987 . . . led NFC in punting average and set Saints team record (43.8) in rookie season, selected to 1985 Pro Bowl . . . finished 4th in NFL punting . . . averaged more than 46 yards in eight games in his career, more than 45 in five others . . . contract runs through 1988 season with no option.


**COLLEGE:** All-America selection (NAIA) in 1983 . . . led the nation in 1982 with 44.5-yard average . . . also played tight end and split end at Sioux Falls . . . four-year starter had career punting average of 42.5 yards . . . had 94-yard punt in 1981 . . . majored in health and physical education.

**PERSONAL:** Attended West Sioux High School in Hawarden, Iowa . . . splits time between hometown and New Orleans, spends time making personal appearances in offseason . . . married (Laurie) with two daughters (Kaycie 5/27/86 and Kelly 9/14/87) . . . resides in Kenner.

**GAMES PLAYED:** (1984, 16); (1985, 16); (1986, 16); (1987, 12). Totals 60.

	PUNTING						
	No.	Yds.	Avg.	TB	IN20	LG	BK
1984	69	3020	43.8*	7	9	66	1
1985	89	3763	42.3	6	13	58	0
1986	81	3456	42.6	11	18	66	1
1987	52	2104	40.4	6	18	60	0
Totals	291	12343	42.4	30	58	66	2

\*Saints season record



## 92 JAMES HAYNES

**Linebacker** Year With Saints: 5 Year in NFL: 5

**Ht: 6-2 Wt: 233 College: Mississippi Valley**

**Born: August 9, 1960 at Tallulah, Louisiana**

**Joined Saints: Free Agent, 1984**

**PRO:** Fell to a backup role in 1987 with the emergence of Pat Swilling, but still played an important part on the Saints team, primarily as a special teamer . . . saw little defensive action . . . could start for a number of NFL teams as outside linebacker . . . played in 12 games last year . . . will compete for more playing time in 1988 on defense . . . teamed with Rickey Jackson to start every game in 1986, solidifying the Saints' outside linebacker positions . . . had 64 total tackles, recovered one fumble, forced another . . . intercepted pass vs. Green Bay 9/14, returned it 17 yards for his first professional TD . . . had two sacks on season . . . Saw action in every game in 1985, got his chance by starting final five games of the season at outside linebacker . . . had two sacks, one vs. Rams 12/1/85 forced a fumble that was returned for a touchdown . . . spent first five weeks of 1984 on injured reserve list (rotator cuff), saw action on special teams in remaining 11 games . . . became headhunter on coverage teams . . . contract runs through 1988 with option.

**COLLEGE:** Lettered two years at Mississippi Valley . . . attended Coahoma Junior College before transferring to MVU . . . majored in physical education.

**PERSONAL:** Attended Tallulah (Louisiana) High School . . . single . . . lives in Kenner in offseason.

**GAMES STARTED/PLAYED:** (1984, 0/11); (1985, 5/16); (1986, 16/16); (1987, 0/12); Totals 21/55.



## 3 BOBBY HEBERT

**Quarterback** Year With Saints: 4 Year in NFL: 4

**Ht: 6-4 Wt: 215 College: Northwestern Louisiana**

**Born: August 19, 1960 at Galliano, Louisiana**

**Joined Saints: Free Agent, 1985**


**PRO:** Ended season with highest passer rating (82.9) of any starting quarterback in Saints history . . . Saints were 10-3, including playoff, with Hebert in the lineup . . . finished season with only nine interceptions, lowest (tie, Kosar, Cleve.) of any starting signal-caller in NFL . . . completed over 55 percent of his passes (164-294) for first time in his career . . . had back-to-back games of over 250 yards, vs. Tampa Bay 12/6 (255) and vs. Houston 12/13 (254) . . . threw for three TDs vs. Houston . . . led offense that was best in NFL in time of possession (34:00) in 1987 . . . with added backfield depth and added speed at wide receiver, will have an opportunity to be even more versatile in '88 . . . won starting job in training camp in 1986, started first three games, but broke bone in his foot at San Francisco 9/21 . . . spent next six weeks on injured reserve . . . activated, but did not see action again until last game of season . . . threw only 14 times vs. Green Bay 9/14, but hit on 76-yard and 84-yard passes early in the game . . . In 1985, didn't play until season's 11th game, but he finished the year as the starting QB from that point . . . his first TD will be a trivia question, for instead of throwing for his initial NFL score, he caught a pass for a TD on a gadget play from Guido Merkens . . . led the team to two successive wins, at Minnesota 11/24 and vs. Rams 12/1 . . . at the Vikings, he hit John Tice with a clutch 39-yard pass with 50 seconds left to win the game . . . his 43-yard score to WR Eric Martin broke open the Rams game 12/1, won by the Saints 29-3 . . . played three seasons in the USFL with Michigan and Oakland, and appeared in two USFL championship games, winning one . . . lost championship game to Saints head coach Jim Mora and the Baltimore Stars, 28-24 in 1985 . . . contract runs through 1989 with no option.

**COLLEGE:** Lettered four years for Demons . . . set school record with 364 yards passing in a single game . . . holds degree in business administration.

**PERSONAL:** Attended South Lafourche (Louisiana) High School . . . quarterbacked team to state championship . . . married (Teresa) with two daughters (Ryan 8/19/82 and Camie 3/17/86) . . . lives in Mandeville.

**GAMES STARTED/PLAYED:** (1985, 6/6); (1986, 3/4); (1987, 12/12). Totals 21/22.

	PASSING				
	Att.	Comp.	Yds.	Int.	TD
1985	181	97	1208	4	5
1986	79	41	498	8	2
1987	294	164	2119	9	15
Totals	554	302	3825	21	22



## 61 JOEL HILGENBERG

**Center/Guard Year With Saints: 5 Year in NFL: 5**

**Ht: 6-2 Wt: 253 College: Iowa**

**Born: July 10, 1962 at Iowa City, Iowa**

**Joined Saints: Draft Choice No. 4, 1984**

**PRO:** Started 12 games at center, the first time in his career as the starter through the regular season . . . stepped in for opener because of injury to Steve Korte, and fended Korte off when he returned . . . played well, will go into 1988 camp as the incumbent . . . handled every deep snap of the season, and kept intact a perfect score of getting the ball where it needed to be . . . solid season in 1986, played in all 16 games, started two in place of injured Brad Edelman . . . although small for lineman, has near-perfect technique . . . started five games during the 1985 season in place of injured players . . . was pressed into action at guard in the first contest, and played center in the other four starts he compiled . . . impressed coaches with his abilities in his first two seasons . . . selected with choice from New England for draft choices 9-12 in 1983 draft . . . contract runs through 1988 with no option.

**COLLEGE:** Perfect for career on long snaps . . . started every game junior and senior years when he was all-Big Ten . . . second-team all-America by both wire services in 1983 . . . majored in general studies.

**PERSONAL:** Attended City High School in Iowa City, Iowa . . . comes from long line of Iowa centers . . . father Jerry was Iowa's all-America center in 1950's . . . brothers (Jim, 1978, and Jay, 1981) both played at Iowa . . . Jay now with Bears . . . uncle (Wally) was all-Big Ten in 1960's and later starred with Minnesota Vikings . . . once told reporter, "We're the only family I know of that plays catch not facing each other" . . . prefers to be called "Hilgy" . . . single . . . lives in Iowa City in offseason.

**GAMES STARTED/PLAYED:** (1984, 0/10); (1985, 5/15); (1986, 2/16); (1987, 12/12). Totals 19/53.



## 87 LONZELL HILL

**Wide Receiver Year With Saints: 2 Year in NFL: 2**

**Ht: 5-11 Wt: 194 College: Washington**

**Born: September 25, 1965 at Stockton, California**

**Joined Saints: Draft Choice No. 2, 1987**

**PRO:** Season started slowly for Lonzell, who did not play first two games of the season (knee), but he came forth with good efforts toward the end of the schedule . . . had four catches for 93 yards in his first NFL appearance, vs. San Francisco 10/25 . . . caught first NFL TD pass two weeks later, a three-yarder at Rams 11/8 . . . had first NFL start vs. Houston 12/13, caught TD pass . . . played in ten games, started one . . . caught a pass in all but one game he played in . . . contract runs through 1989 with no option.

**COLLEGE:** Ranked among top receivers in college football senior year when he led his team in receptions and touchdowns . . . also returned punts and kickoffs in college . . . caught TD pass in Hula Bowl following senior season . . . majored in criminal justice.

**PERSONAL:** Attended Amos Alonzo Stagg High School in Stockton, California . . . played wide receiver, quarterback and defensive back . . . son of former Detroit and Buffalo wide receiver J.D. Hill . . . nickname is "Moe" . . . full name is Lonzell Ramon Hill . . . single . . . lives in Stockton, California in offseason.

**GAMES STARTED/PLAYED:** (1987, 1/10).

	RECEIVING				
	No.	Yards	Avg.	LG	TD
1987	19	322	16.9	36	2



## 21 DALTON HILLIARD

**Running Back Year With Saints: 3 Year in NFL: 3**

**Ht: 5-8 Wt: 204 College: LSU**

**Born: January 21, 1964 at Patterson, Louisiana**

**Joined Saints: Draft Choice No. 2, 1986**

**PRO:** Rose to the challenge of 1987 as he had a big year running, receiving, and returning kicks . . . led the Saints in average per rushing attempt (4.1), third in receptions (23), and first in kickoff returns (24.8)

... rushed the ball ten or more times in eight of the 12 games he played ... started one game ... ran 14 times for 92 yards, caught 4 passes for 84 yards including a 38-yard TD scamper, threw a pass for 23 yards and a TD, and returned a kickoff leading the Saints to a 31-14 win at Rams 11/8 ... caught 8 passes for 81 yards vs. Giants 11/22 in another big Saints win ... had 74-yard kickoff return that led to winning points vs. Green Bay 12/27 ... came to 1987 training camp ten pounds lighter than in his rookie season, showed more confidence, poise ... will mount a serious charge for the starting tailback spot in 1988 ... opened 1986 season as starting tailback, but succumbed to a fast-rising Rueben Mayes by game five ... had a hand in one TD in each of first four games ... rushed for TD in first, second and fourth games ... threw 29-yard halfback pass for TD at San Francisco 9/21 ... also had his longest run of the year (36 yards) that day ... scored 5 TDs on season ... second on team rushing chart behind Mayes with 425 yards ... good hands, caught 17 passes during season ... contract runs through 1988 with no option.

**COLLEGE:** Ended career ranked third in alltime SEC rushing list behind Herschel Walker and Bo Jackson ... four-year all-SEC selection ... holds NCAA record in freshman scoring with 16 (11 rushing, 5 receiving) ... teammate of Saints WR Eric Martin ... played in Hula and Senior Bowls ... majored in business administration.

**PERSONAL:** Attended Patterson (Louisiana) High School where he was all-everything in football ... married (Andrea) ... resides in Kenner in off-season.

**GAMES STARTED/PLAYED:** (1986, 5/16); (1987, 1/12). Totals 6/28.

	RUSHING					RECEIVING				
	No.	Yds.	Avg.	LG	TD	No.	Yds.	LG	TD	
1986	121	425	3.5	36	5	17	107	17	0	
1987	123	508	4.1	30	7	23	264	38	1	
Totals	244	933	3.8	36	12	40	371	38	1	

Additional Stats: Two completions in four attempts for 52 yards, 2 TDs.  
10 kickoff returns for 248 yards, LG 74.

DALTON HILLIARD IN 1987										
Opponent	No.	Yds.	Rushing			Rec.	Yds.	Receiving		TD
			Avg.	LG	TD			LG	TD	
Cleveland	2	5	2.5	5t	1					
Philadelphia	2	3	1.5	3	0					
Rams										
St. Louis										
Chicago										
San Francisco	6	18	3.0	6	0					
Atlanta	10	63	6.3	30t	1	2	25	18	0	
Rams*	14	92	6.5	19	0	4	84	38t	1	

San Francisco	11	30	2.9	9	0	1	15	15	0
Giants	5	9	1.8	5	0	8	81	16	0
Pittsburgh	11	39	3.5	10	0	1	5	5	0
Tampa Bay	16	62	3.9	11	1	1	12	12	0
Houston	19	93	4.9	17	0	2	19	16	0
Cincinnati	16	52	3.3	18	2	2	16	11	0
Green Bay	11	42	3.8	23	1	2	7	8	0
Totals	123	508	4.1	30t	7	23	264	38t	1

\*1-1 passing 23 yards 1 TD



## 57 RICKEY JACKSON

**Linebacker Year With Saints: 8 Year in NFL: 8**

**Ht: 6-2 Wt: 243 College: Pittsburgh**

**Born: March 20, 1958 at Pahokee, Florida**

**Joined Saints: Draft Choice No. 2b, 1981**

**PRO:** Quietly went about having his most productive season in terms of overall defense, according to Saints coaching staff ... ended the season second on tackle chart with 74 total, 57 solos ... started every game for which he was active, keeping alive a streak that starts with his first game as a Saint. ... had a pair of interceptions on the season ... had biggest game of his season at Cincinnati 12/20, three sacks, forced two fumbles ... defended four fumbles on the year ... leader of Saints defense led team in tackles with 117 total stops in 1986, tied for sack lead with nine ... went to Pro Bowl 1983-86 ... intercepted one pass, defended 12 others ... forced team-leading five fumbles, recovered one ... has started every game he has played in as a pro (101) ... had biggest sack day of his career with four at Atlanta 12/14/86, one on the last play of the game that clinched a 14-9 New Orleans win ... finished second on team tackle list in 1985 ... led team with 11 sacks for 89 yards lost ... had two sacks three times: vs. Tampa Bay 9/22; at Green Bay 11/17; and vs. Rams 12/1. ... was the only Saint selected for 1984 Pro Bowl ... led NFC linebackers in sacks (12) in 1984 ... had at least one sack in 10 games in 1984 ... had three games in 1983 with two sacks: at Dallas 9/25; at Tampa Bay 10/23; vs. Jets 11/21 ... led team in 1981 with eight sacks ... returned interception 32 yards at San Francisco 11/28/82 to set up crucial score ... career totals 55 passes defended, ten fumbles recovered, 16 forced fumbles ... drafted with choice from San Diego for RB Chuck Muncie ... contract runs through 1989 with no option.

**COLLEGE:** Played defensive end in Pittsburgh's number-one-ranked defense ... played opposite Hugh Green, but Jackson led team in tackles ... member of Pitt team which had 19 seniors drafted into the NFL ... played

in Senior Bowl, and was defensive MVP in East-West Shrine Game . . . ABC Player of the Game vs. Penn State in 1980, year that Panthers contended for NCAA championship . . . majored in history.

**PERSONAL:** Attended Pahokee (Florida) High School . . . also caught 21 passes for eight TDs as tight end senior year . . . played in three state football championship games, and was on state basketball championship team senior year . . . full name is Rickey Anderson Jackson . . . married (Norma) with daughter (Rickeyah 4/23/84) . . . lives in Kenner.

**GAMES STARTED/PLAYED:** (1981, 16/16); (1982, 9/9); (1983, 16/16); (1984, 16/16); (1985, 16/16); (1986, 16/16); (1987, 12/12). Totals 101/101.

Year	SACKS		INTERCEPTIONS		TD
	No.	Yards Lost	No.	Yards	
1981	8	65	None		
1982	4.5	34	1	32	0
1983	11	75	1	0	0
1984	12	93	1	14	0
1985	11	89	None		
1986	9	71	1	1	0
1987	9.5	81	2	4	
Totals	65	510	6	51	0



## 22 VAN JAKES

**Defensive Back** Year With Saints: 3 Year in NFL: 5  
**Ht: 6-0 Wt: 190 College: Kent State**  
**Born: May 10, 1961 at Phenix City, Alabama**  
**Joined Saints: Free Agent, 1986**

**PRO:** Stepped into starting role in game six vs. San Francisco 10/25, finished season as starting right cornerback . . . had three interceptions, defended 12 passes . . . finished season third on team tackle chart with 65, had 58 solo stops . . . recovered fumble in his first start vs. San Francisco . . . also blocked punt in that game, returned by teammate Alvin Toles for TD . . . steady performer, lends consistency to cornerback position . . . played in 12 games in 1986, last season, was on injured reserve (knee) last three games of season . . . saw much action in Saints nickel situations, had two interceptions on season . . . was only true backup at cornerback on Saints roster in 1986 . . . was signed by Kansas City in 1983, played 14 games that year and seven in 1984 . . . spent the 1985 season with the USFL Jacksonville Bulls . . . contract expired in 1987, subject to developments.

**COLLEGE:** Played both safety and cornerback at Kent State. . . majored in criminal justice.

**PERSONAL:** Attended Seneca Vocational School in Buffalo, New York . . . married (Rhonda) . . . lives in Jacksonville, Florida in offseason.

**GAMES STARTED/PLAYED:** (1983, 0/14); (1984, 0/7); (1986, 0/12); (1987 10/12).

Totals 10/43. Totals with Saints 10/24.

Year	INTERCEPTIONS			FUMBLE RECOVERIES		
	No.	Yds.	TD	No.	Yds.	TD
1986	2	6	0	1	0	0
1987	3	32	0	2	0	0
Totals	5	38	0	3	0	0



## 53 VAUGHAN JOHNSON

**Linebacker** Year With Saints: 3 Year in NFL: 3  
**Ht: 6-3 Wt: 245 College: North Carolina State**  
**Born: March 4, 1962 at Morehead City, North Carolina**  
**Joined Saints: Draft Choice No. 1 (USFL Supplemental, 1984) Signed 1986**


**PRO:** Took over starting inside linebacker position, led Saints in tackles in 1987 with 86 . . . made 74 solo hits . . . tenacious player, had many big hits in course of season . . . had big interception vs. Cleveland in season-opener 9/13 . . . had sack vs. Cincinnati 12/20 . . . forced two fumbles, recovered one . . . is considered one of the premiere inside linebackers in the NFL in only his third NFL season . . . big man had big part of situation defense for Saints in 1986 . . . learned quickly, athletic ability made it difficult for coaches to keep him off the field . . . played much in Saints' nickel and special defensive sets . . . had 37 total tackles, one sack, an interception and recovered a fumble . . . played with USFL Jacksonville Bulls 1984-85, had 154 tackles in 1984 season . . . contract expired in 1987, subject to developments.

**COLLEGE:** All-America selection by Sporting News . . . led Wolfpack in tackles both junior and senior seasons . . . majored in education.

**PERSONAL:** Attended West Carteret High School in Morehead City, North Carolina . . . spends offseason working in family construction firm back in his hometown . . . single . . . lives in Morehead City in offseason.

**GAMES STARTED/PLAYED:** (1986, 0/16); (1987, 12/12). Totals 12/28.

	INTERCEPTIONS			FUMBLE RECOVERIES			SACKS	
	No.	Yds.	TD	No.	Yds.	TD	No.	Yards Lost
1986	1	15	0	1	0	0	1	6
1987	1	0	0	1	0	0	1	12
Totals	2	15	0	2	0	0	2	18



## 86 MIKE JONES

**Wide Receiver** Year With Saints: 3 Year in NFL: 6  
**Ht: 5-11 Wt: 183 College: Tennessee State**  
**Born: April 14, 1960 at Chattanooga, Tennessee**  
**Joined Saints: Trade With Minnesota, 1986**

**PRO:** Although he failed to equal his statistical output of 1986, he proved a solid performer again in 1987 . . . finished second on Saints receptions list (27), had three TD catches . . . caught a pass in every game he played but one . . . had five catches at Pittsburgh 11/29 . . . four catches twice, vs. San Francisco 10/25 (54 yards) and at Cincinnati 12/20 (67 yards, 1 TD) . . . only catch at San Francisco 11/15 was for 43 yards and TD that put the Saints ahead early in the second half in 26-24 win . . . a favorite to hold a starting spot in 1988 . . . came to Saints the week before the first 1986 regular season game, led team in receptions for season (48) . . . caught two passes in the first game, none in the next two, but caught at least one pass in the rest . . . had six catches in a game three times (6-44 at Jets 10/26; 6-70 at Rams 11/23; and 6-119 vs. Miami 12/7) . . . game vs. Dolphins was one of only two 100-yard plus receiving days for Saints in '86 . . . also caught five passes once and four passes twice in games . . . selected by Vikings in sixth round of 1983 draft . . . finished 1985 second on team in receptions, third in yards, and second in TDs scored . . . owned Minnesota's longest offensive play of 1984, a 70-yard reception vs. Tampa Bay . . . is in option year of his contract.

**COLLEGE:** Caught 200 passes in college career on teams that compiled 36-7-1 record and went to NCAA Division II playoffs twice . . . holds NCAA career record 40 TD catches . . . majored in elementary education.

**PERSONAL:** Attended Riverside High School in Chattanooga, Tennessee . . . single . . . lives in Kenner in offseason.

**GAMES STARTED/PLAYED:** (1983, 0/16); (1984, 14/16); (1985, 8/16); (1986, 8/16); (1987, 7/12). Totals 37/76. Totals with Saints 15/28.

Year	No.	RECEIVING				TD
		Yds.	Avg.	LG		
1983 (Vikings)	6	95	15.8	47		0
1984 (Vikings)	38	591	15.6	70t		1
1985 (Vikings)	46	641	13.9	44t		4
1986	48	625	13.0	45		3
1987	27	420	15.6	43t		3
Totals	165	2372	14.3	70t		11



## 23 BUFORD JORDAN

**Fullback** Year With Saints: 3 Year in NFL: 3  
**Ht: 6-0 Wt: 223 College: McNeese State**  
**Born: June 26, 1962 at Lafayette, Louisiana**  
**Joined Saints: Free Agent, 1986**

**PRO:** Opened the '87 season as the starter at fullback, lost it during the middle of the season, regained it again for the final two games of the regular season . . . ran the ball only 12 times on the season, caught three passes . . . ran the ball twice at Cincinnati 12/20, scored both times in dramatic Saints comeback . . . special teams mainstay, returned blocked punt 13 yards at Pittsburgh 11/29 . . . as rookie, started nine games at fullback for 1986 Saints, played in all 16 . . . finished season ranked third on rushing chart with 207 yards . . . used primarily as blocking back for Mayes and Hilliard, never carried the ball more than eight times in a game. . . also caught 11 passes, including big catch vs. San Francisco 11/2 that set up early touchdown . . . drafted in first round by Green Bay in 1984 USFL supplemental draft, went to camp with Packers in 1985 . . . played with New Orleans/Portland Breakers of USFL 1984-85 . . . contract expired in 1987, subject to developments.

**COLLEGE:** Left McNeese State as the alltime leading rusher in Louisiana history with 4,156 yards . . . four-time all-Southland Conference selection . . . holds virtually all of McNeese's rushing records . . . only SLC player to rush for over 1,000 yards three seasons . . . played in East-West Shrine and Senior Bowls . . . majored in business administration.

**PERSONAL:** Attended Iota (Louisiana) High School . . . brother and sister both played sports at McNeese . . . married (Adries) with daughter (Samantha Lacey 6/24/86) . . . lives in Kenner in offseason.

**GAMES STARTED/PLAYED:** (1986, 9/16); (1987, 4/12). Totals 13/28.

	RUSHING						RECEIVING			
	No.	Yds.	Avg.	LG	TD		No.	Yds.	LG	TD
1986	68	207	3.0	10	1		11	127	37	0
1987	12	36	3.0	8	2		3	13	11	0
Totals	80	243	3.0	10	3		14	140	37	0



## 78 SHAWN KNIGHT


**Defensive End Year With Saints: 2 Year in NFL: 2**  
**Ht: 6-6 Wt: 288 College: Brigham Young**  
**Born: June 4, 1964 at Provo, Utah**  
**Joined Saints: Draft Choice No. 1, 1987**

**PRO:** Saw action sparingly in 10 games in 1987 after missing all of training camp in contract negotiations . . . with a training camp behind him, he is expected to challenge for playing time on a veteran Saints defensive line . . . physically strong, aggressive player known for dedication to task . . . named to all-Rookie team in 1987 by Pro Football Writers . . . contract runs through 1990 with no option.

**COLLEGE:** All-conference in football and academically at BYU, led team in sacks with 16 as senior . . . broke arm prior to junior year, but played despite limitation early in the season . . . played on line with Jason Buck, selected in first round of '87 draft by Cincinnati . . . played in East-West and Senior Bowl games . . . majored in physical therapy with 3.11 GPA.

**PERSONAL:** Attended Reed High School in Sparks, Nevada where he was member of National Honor Society . . . single . . . has remained in New Orleans area during offseason to continue to work toward 1988 season . . . lives in Kenner.

**GAMES STARTED/PLAYED:** (1987, 0/10).



## 55 JOE KOHLBRAND

**Linebacker Year With Saints: 4 Year in NFL: 4**  
**Ht: 6-4 Wt: 245 College: Miami (Florida)**  
**Born: March 18, 1963 at Merritt Island, Florida**  
**Joined Saints: Draft Choice No. 8, 1985**

**PRO:** Continues to be special teams headhunter while backing up talented outside linebackers . . . named captain of special teams in 1987 . . . all of his 14 tackles on the season came on special teams . . . made big hit, forced a fumble at Pittsburgh 11/29 that turned the game around . . . in 1986, had 14 tackles, all on special teams . . . did see some playing time at outside linebacker in the latter stages of the 1985 season, and showed some ability at the position . . . had six tackles on the season . . . size and quickness make him a candidate for frequent play . . . contract expired in 1987, subject to developments.

**COLLEGE:** Three-year letterman at Miami, led team in tackles as sophomore . . . was important part of Hurricanes' national championship team in 1983 . . . earned team's most dedicated player award in 1982 . . . majored in finance.

**PERSONAL:** Attended Merritt Island (Florida) High School . . . was a force, lettered in football, track and basketball . . . member of state championship football team as senior . . . married (Maria) . . . works in offseason as real estate/investment broker in New Orleans area with wife . . . lives in Destrehan.

**GAMES STARTED/PLAYED:** (1985, 0/12); (1986, 0/16); (1987, 0/12). Totals 0/40.



## 60 STEVE KORTE

**Center Year With Saints: 6 Year in NFL: 6**  
**Ht: 6-2 Wt: 271 College: Arkansas**  
**Born: January 15, 1960 at Denver, Colorado**  
**Joined Saints: Draft Choice No. 2, 1983**


**PRO:** Was steaming toward big season, but shoulder separation in final preseason game sidelined him until 11th game of the season, saw limited action hence . . . will challenge to regain his starting center position in 1988 . . . Remained healthy in 1986 for first time since his rookie season of 1983 . . . started every game at center a key to the offensive line's success . . . received Pro Bowl consideration . . . Started at center in 1985, but was injured vs. Tampa Bay 9/22 (knee), and spent four weeks on injured reserve . . . came back to start the remaining nine games . . . started all 15 games he played in 1984 . . . started 1984 season at center, played there until injuries dictated that he move to guard . . . finished season as starting center last two games . . . drafted as guard and played all 16 games rookie year . . . recovered fumble in end zone for first professional TD vs. Rams 12/18/83 . . . weightlifting fanatic, continues to build strength and flexibility . . . contract expired in 1987, subject to developments.

**COLLEGE:** Billed as the strongest player in Arkansas history . . . consensus first team all-America and first team all-Southwest Conference as junior and senior . . . played on Razorbacks' junior varsity team as DT . . . holds degree in physical education with emphasis on exercise physiology.

**PERSONAL:** Attended Arapahoe High School in Littleton, Colorado where he was all-everything . . . also captained hockey team . . . spent 1985 offseason working toward completion of his degree at the University of

Arkansas . . . married (Sharon) with son (Steven Jeffrey, Jr. 3/10/86) . . . is in the fitness center business in Little Rock, Arkansas . . . lives in Mandeville in offseason.

**GAMES STARTED/PLAYED:** (1983, 0/16); (1984, 15/15); (1985, 12/12); (1986, 16/16); (1987, 0/3). Totals 43/62.



## 24 MILTON MACK

**Defensive Back Year With Saints: 2 Year in NFL: 2**  
**Ht: 5-11 Wt: 190 College: Alcorn State**  
**Born: September 20, 1963 at Jackson, Mississippi**  
**Joined Saints: Draft Choice No. 5, 1987**


**PRO:** Saw extensive action during 1987 season when he played in 13 games . . . had four interceptions, defended seven passes playing in Saints situation defenses as fifth, sixth or seventh defensive back . . . had 23 tackles, 19 solos . . . shows good ability, quickness, speed, could challenge for starting spot at cornerback in 1988 . . . will see much playing time during season in some capacity . . . contract runs through 1988 with no option.

**COLLEGE:** All-SWAC selection as senior, led Alcorn State in interceptions as junior . . . played in Freedom Bowl and East-West Shrine games following senior season . . . majored in Technical Education.

**PERSONAL:** Attended Callaway High School in Jackson, Mississippi where he was MVP on the football team as senior . . . single . . . lives in Kenner in offseason.

**GAMES STARTED/PLAYED:** (0/13).

	INTERCEPTIONS			TD
	No.	Yds.		
1987	4	32		0



## 84 ERIC MARTIN

**Wide Receiver Year With Saints: 4 Year in NFL: 4**  
**Ht: 6-1 Wt: 204 College: Louisiana State**  
**Born: November 8, 1961 at Van Vleck, Texas**  
**Joined Saints: Draft Choice No. 7, 1985**

**PRO:** Came to the forefront of the Saints receiving corps in 1987, led team with 44 catches, second in TDs scored with 7 . . . had the only three 100-yard receiving games for Saints last year; at St. Louis 10/11 (7-101, 1 TD), vs.

Tampa Bay 12/6 (2-101), and vs. Houston 12/13 (6-130, 2 TDs) . . . made giant catch vs. Giants 11/22, 22-yard TD grab that put Saints ahead to stay in 23-14 game . . . caught a pass in every game but one . . . also returned punts early in the season, had 14 for 88 yards . . . was the only Saints receiver to catch a pass in every game in 1986 . . . had huge day vs. Green Bay 7/14 when his first two catches went for 76 and 84 yards, finished with three catches for 164 yards (54.7 avg.) and one TD . . . caught seven passes including TD grab at Rams 11/23 . . . also utilized on punt returns, fielded 22, returned 221 yards (10.0 avg) . . . had outstanding rookie year in 1985 as he caught a pass in all but one game . . . total of 35 receptions was third on team receptions list . . . led club in TDs scored with four . . . spectacular catch vs. Rams 12/1/85 for TD put game out of reach in 29-3 win . . . has deceptive speed, good moves . . . contract runs through 1988 with no option.

**COLLEGE:** Ended his collegiate career as the alltime Southeastern Conference receiving yardage leader (2,625) . . . also holds LSU school records for career pass receptions (152), season pass receptions (52 in 1983), most receiving yards in a single game (209), and most yards receiving in a single season (1,064 in 1983). . . first-team all-America by Sporting News as senior, and first-team all-SEC by AP . . . spent freshman year returning kicks, holds another LSU record with 100-yard return that year . . . majored in general studies.

**PERSONAL:** Attended Van Vleck (Texas) High School . . . holds annual Black History Basketball Tournament in Van Vleck, funds go to E.W. Martin scholarship, given to needy boy or girl at Van Vleck High School . . . married (Tamyra) with daughter (Erica 2/1/86) . . . lives in Kenner.


**GAMES STARTED/PLAYED:** (1985, 11/16); (1986, 11/16); (1987, 11/15). Totals 33/47.

Year	No.	RECEIVING			LG	TD
		Yards	Avg.			
1985	35	522	14.9		50	4
1986	37	675	18.2		84	5
1987	44	778	17.7		67	7
Totals	116	1975	17.0		84	16

Year	No.	KICKOFF RETURNS				TD	No.	PUNT RETURNS				TD
		Yds.	Avg.	LG				Yds.	Avg.	LG		
1985	15	384	25.6	69	0	8	10	53	6.6	13	0	0
1986	3	64	21.3	27	0	24	9	227	9.5	39	0	0
1987	1	15	15.0	15	0	14	2	88	6.3	15	0	0
Totals	19	463	24.4	69	0	46	21	368	8.0	39	0	0

# ERIC MARTIN RECEIVING 1987

Opponent	No.	Yds.	Avg.	LG	TD
Cleveland	2	29	14.5	15	0
Philadelphia	2	41	20.5	38	0
Rams	2	21	10.5	11t	1
St. Louis	7	101	14.4	24	1
Chicago	5	84	16.8	28	1
San Francisco					
Atlanta	2	24	12.0	12	0
San Francisco	3	59	19.6	31	0
Giants	2	33	16.5	22t	1
Pittsburgh	3	43	14.9	19t	1
Tampa Bay	2	101	50.5	67	0
Houston	6	130	21.7	54t	2
Cincinnati	4	54	13.5	25	0
Green Bay	2	25	12.5	15	0
Totals	44	778	17.6	67	7



## 39 BRETT MAXIE

**Free Safety Year With Saints: 4 Year in NFL: 4**

**Ht: 6-2 Wt: 190 College: Texas Southern**

**Born: January 13, 1962 at Dallas, Texas**

**Joined Saints: Free Agent, 1985**

**PRO:** Started season as a spot player, but moved into the starting free safety position for game six, and kept it for the rest of the year . . . had three interceptions, defended 11 passes . . . had 49 tackles, 36 solo stops . . . charged in to sack QB for safety vs. Cleveland 9/13 in big Saints win to open season . . . had another sack in final game of season, vs. Green Bay 12/27 . . . good speed, quickness, anticipation, has the tools for free safety . . . worked hard in offseason to build up strength . . . was used in nickel and dime situations, had two interceptions on the 1986 season . . . recovered one fumble . . . had 49 total tackles . . . also exceptional special teamer, plays at wideout position on punt team, has made some spectacular hits . . . played in all 16 games in 1985, primarily on special teams, but saw much action as nickel back . . . started final game of the season at strong safety in place of injured Terry Hoage . . . contract runs through 1989 with no option.

**COLLEGE:** Lettered three years at Texas Southern . . . pre-med major.

**PERSONAL:** Attended James Madison High School in Dallas . . . single . . . lives in Kenner in offseason.

**GAMES STARTED/PLAYED:** (1985, 1/16); (1986, 0/15); (1987, 10/12). Totals 11/43.

	INTERCEPTIONS			FUMBLE RECOVERIES		
Year	No.	Yds.	TD	No.	Yds.	TD
1985	None			1	0	0
1986	2	15	0	1	0	0
1987	3	17	0	None		
Totals	5	32	0	2	0	0



## 36 RUEBEN MAYES

**Running Back Year With Saints: 3 Year in NFL: 3**

**Ht: 5-11 Wt: 201 College: Washington State**

**Born: June 16, 1963 at North Battleford, Saskatchewan**

**Joined Saints: Draft Choice No. 3a, 1986**

**PRO:** Named to second consecutive Pro Bowl, but again could not play because of surgery . . . tore knee ligaments in wild card playoff game against Minnesota 1/3, was operated on two days later . . . nearly reached the 1,000-yard plateau for second season despite losing four games to players strike . . . led Saints in rushing, but shared tailback with a more productive Dalton Hilliard . . . moved into fifth position on Saints' alltime rushing list with 2,270 yards in two seasons . . . had three days of more than 100 rushing yards, bringing his career total to nine . . . had two-TD day vs. Tampa Bay 12/6 . . . led all rookies in rushing in 1986 with 1,353 yards, fourth in NFL . . . third in NFL in yards per carry (4.7) . . . didn't start until fifth game of season, had only 22 carries for 120 yards until then . . . leading TD scorer on team with eight (48 points) . . . returned kickoff for touchdown vs. Giants 9/28/86, but penalty wiped it out . . . had Saints single-game rushing record with 207 yards vs. Dolphins 12/7/86 until final carry (four-yard loss) put him behind George Rogers' record (206) . . . also caught 16 passes during season, returned 10 kickoffs for 213 yards . . . had six 100-yard plus games, three of more than 150 . . . named to AFC-NFC Pro Bowl, but chose to forego game for Achilles' tendon operation following the season to expedite preparation for 1987 season . . . had tendon problem throughout season, but played anyway . . . named to every all-rookie team . . . best game of 1986 was vs. Miami 12/7, rushed for 203 yards in 28 carries, two TDs . . . also caught two passes, returned kickoff . . . longest gain of season (50 yards) on ground for Saints vs. New England 11/30 . . . missed most of game at Jets 10/26 with injured foot, rushed four times for minus-two yards . . . scored two TDs in a game three times, vs. Tampa Bay 10/19, vs. San Francisco 11/2, vs. Miami 12/7 . . . selected with choice from Tampa Bay for DB David Greenwood . . . contract runs through 1988 with no option.

**COLLEGE:** Holds every rushing record in Washington State history . . . gained over 1,000 yards each of his last two years, was PAC-10 rushing champion both seasons . . . PAC-10 offensive player of the year 1984-85 . . . sixth-rated rusher (ahead of O.J. Simpson) in PAC-10 history, second in that group in yards per carry (5.5) behind only Darrin Nelson (5.7) . . . finished tenth in Heisman balloting junior year . . . as junior set NCAA records for single-game rushing yardage (357) and two-consecutive-game yardage (Oregon plus Stanford, 216) . . . all-America selection junior and senior seasons . . . played in Blue-Gray and East-West Shrine games . . . majored in political science.

**PERSONAL:** Attended North Battleford (Canada) High School . . . attended school in offseason to work toward completion of degree . . . married in 1988 offseason (Marie) . . . splits time between Pullman, Washington, North Battleford, and New Orleans in offseason.

**GAMES STARTED/PLAYED:** (1986, 12/16); (1987, 12/12). Totals 24/28.

Year	No.	Yds.	RUSHING			TD	RECEIVING				TD
			Avg.	LG			No.	Yds.	LG		
1986	286	1353	4.7	50		8	17	96	18		0
1987	243	917	3.8	38		5	15	68	16		0
Totals	529	2270	4.3	50		13	32	164	18		0

#### RUEBEN MAYES 1987

RUSHING Opponent	RECEIVING					TD					TD
	No.	Yds.	Avg.	LG			No.	Yds.	LG		
Cleveland	24	147	6.1	26		0					
Philadelphia	13	20	1.5	7		0	2	3	8		0
Rams											
St. Louis											
Chicago											
San Francisco	29	144	5.0	38		0	2	8	6		0
Atlanta	19	112	5.9	23		0	4	20	10		0
Rams	23	81	3.5	21		1	1	4	4		0
San Francisco	20	75	3.8	12		0					
Giants	24	84	3.5	22		0					
Pittsburgh	22	73	3.3	18		1	2	1	5		0
Tampa Bay	21	55	2.6	14		2					
Houston	17	54	3.2	12		0					
Cincinnati	13	19	1.5	5		0	1	16	16		0
Green Bay	18	53	2.9	15		1	2	16	11		0
TOTALS	243	917	3.8	38		5	15	68	16		0



## 51 SAM MILLS

**Linebacker Year With Saints: 3 Year in NFL: 3**

**Ht: 5-9 Wt: 225 College: Montclair State**

**Born: June 3, 1959 at Neptune, New Jersey**

**Joined Saints: Free Agent, 1986**

**PRO:** Proof positive that good things come in small packages, Sam started all 12 games in the middle of the Saints defense in 1987 . . . fourth on team tackle chart with 58, 41 primary hits . . . also in the right place at the right time, recovered three fumbles on the season . . . was the focal point on a big hit that kept Pittsburgh out of the end zone late in the game 11/29 to preserve 20-16 Saints win, and claim the team's first-ever winning season . . . signal-caller on defense, teams up with LB Vaughan Johnson to give Saints most formidable middle ever . . . makes up for lack of size with aggressiveness, quickness, intelligence . . . came to Saints during 1986 training camp, started final 13 games of season at inside linebacker . . . ended season second on team tackle chart with 92 . . . had 11 total tackles vs. Rams 11/9/86 when Saints held Eric Dickerson to 57 yards rushing, only eight in second half, in 6-0 victory . . . signed as free agent in 1981 with Cleveland, was released . . . went to Canadian Football League, signed with Toronto later that season . . . went to USFL Stars and Jim Mora in 1982, played there three seasons, leading tackler there every year . . . is in option season of contract.

**COLLEGE:** Captain junior and senior seasons . . . Kodak Division II all-America 1980 . . . New York Times all-East selection as senior, also named all-East Defensive Player of the Year . . . majored in industrial arts.

**PERSONAL:** Attended Long Branch (New Jersey) High School . . . taught photography at East Orange (New Jersey) High School during offseasons . . . married (Melanie) with two sons (Sam III 5/20/78 and Marcus 6/16/83) and daughter (Larissa 3/15/83) . . . worked in 1988 offseason with Benson Management Company as a dealership trainee . . . lives in Kenner.

**GAMES STARTED/PLAYED:** (1986, 13/16); (1987, 12/12). Totals 25/28.

#### PRONUNCIATION GUIDE

Chuck Commiskey . . . cum MISS kee	Dalton Hilliard . . . . . HILL yerd
Jim Dombrowski . . . dum BROW skee	Joe Kohlbrand . . . . . COAL brand
Brad Edelman . . . . . ED ul mun	Steve Korte . . . . . COURT
James Geathers . . . . . like FEATHERS	Brett Maxie . . . . . MAX ee
Bobby Hebert . . . . . A bear	Rueben Mayes . . . . . MAZE
Joel Hilgenberg . . . . . HILL gun burg	Steve Trapilo . . . . . tru PILL o



## 88 MARK PATTISON


**Wide Receiver** Year With Saints: 2 Year in NFL: 3  
**Ht: 6-2 Wt: 198 College: Washington**  
**Born: December 13, 1961 at Seattle, Washington**  
**Joined Saints: Waivers from Los Angeles**  
**Raiders, 1987**

**PRO:** Acquired by Saints before second game of 1987 season, saw action in eight games . . . started four games . . . had nine catches for the season . . . biggest day was a three-catch effort for 47 yards vs. Houston 12/13 . . . will challenge for a roster spot in 1988 . . . was drafted by Los Angeles Raiders in 7th round of 1985 draft, was on Raiders' injured reserve list (hamstring) that season . . . released by Raiders in 1986 preseason, signed with Rams . . . released by Rams a few weeks later, re-signed with Raiders in last month of '86 season . . . caught two passes for 12 yards in '86 in the three games he played that year . . . contract expired in 1987, subject to developments.

**COLLEGE:** Lettered three years at Washington . . . led team receiving as junior . . . played in two Rose Bowl games, one Orange Bowl game during career. . . majored in political science.

**PERSONAL:** Attended Roosevelt High School in Seattle, Washington . . . played receiver as underclassman, all-America at quarterback as senior . . . also played basketball, ran track . . . single . . . lives in Manhattan Beach, California in offseason.

**GAMES STARTED/PLAYED:** (1986, 0/3); (1987, 4/8). Totals 4/11. Totals with Saints 4/8.



## 56 PAT SWILLING

**Linebacker** Year With Saints: 3 Year in NFL: 3  
**Ht: 6-3 Wt: 242 College: Georgia Tech**  
**Born: October 25, 1964 at Toccoa, Georgia**  
**Joined Saints: Draft Choice No. 3b, 1986**

**PRO:** Won starting job at right outside linebacker in preseason, had outstanding season at that spot . . . led team in sacks with 10.5 for 87 yards lost . . . had 49 tackles, 40 solo . . . forced three fumbles, recovered two more . . . played both standup linebacker in normal situations, and was used as a down lineman to rush the passer in throwing situations . . . tremendous

athletic ability makes him a player to watch in the NFL . . . had three games with two sacks; vs. San Francisco 10/25, at Pittsburgh 11/29 where he forced a crucial fumble on one sack, and at Cincinnati 12/20 . . . had first career interception vs. Green Bay 12/27 in important situation . . . teams with Rickey Jackson to give Saints one of the best outside linebacker duos in NFL . . . impressive as rookie, saw action in all 16 games . . . made name early on special teams, was inserted more and more frequently in defensive lineup as season wore on . . . had four sacks for 39 yards lost . . . selected with choice from Indianapolis in trade of first-round draft choices . . . contract runs through 1988 with no option.

**COLLEGE:** Defensive end at Georgia Tech, was all-America by Football Writers, UPI and Sporting News . . . four-year starter . . . had 15 sacks as senior . . . majored in management.

**PERSONAL:** Attended Stephens County High School in Toccoa, Georgia . . . single . . . lives in Toccoa in offseason.

**GAMES STARTED/PLAYED:** (1986, 0/16); (1987, 12/12). Totals 12/28.

Year	SACKS	Yards Lost
	No.	
1986	4	39
1987	10.5	87
Totals	14.5	126

Additional Stats: 1 interception, 10 yards, 1987; recovered 2 fumbles, 1987; forced 3 fumbles, 1987.



## 69 PAT SWOOPES


**Nose Tackle** Year With Saints: 2 Year in NFL: 2  
**Ht: 6-4 Wt: 289 College: Mississippi State**  
**Born: March 4, 1964 at Florence, Alabama**  
**Joined Saints: Free Agent, 1987**

**PRO:** Played in 9 games for Saints in '87, started all three replacement contests . . . was signed as replacement player, stayed when regulars returned . . . had sack at St. Louis 10/11 . . . defended pass vs. Rams 10/4 . . . was drafted by Saints in 11th round of 1986 draft, released in training camp . . . is in option year of his contract.

**COLLEGE:** All-SEC selection as senior, started at defensive tackle for Bulldogs . . . had 92 tackles, 61 unassisted as junior . . . majored in education.

**PERSONAL:** Attended Bradshaw (Mississippi) High School . . . single . . . lives in Florence, Alabama in offseason.

**GAMES STARTED/PLAYED:** (1987, 3/9).



## 82 JOHN TICE

**Tight End Year With Saints: 6 Year in NFL: 6**

**Ht: 6-5 Wt: 250 College: Maryland**

**Born: June 22, 1960 at Central Islip, New York**

**Joined Saints: Draft Choice No. 3a, 1983**


**PRO:** Had another good season in '87, despite catching only 16 passes for the year . . . had a pair of two-TD days; at Philadelphia 9/20 (5-64), and vs. Tampa Bay 12/6 (2-14) . . . third on squad in TDs scored with 6 . . . started 8 of 12 games, many in which Saints opened with two tight ends . . . good blocker, good target over the middle . . . had his most successful pro season in 1986, doubled his career receiving total with 37 catches . . . played in every game, started 13 . . . biggest day of 1986 was at Jets 10/26, caught eight passes for 81 yards and 2 TDs . . . had six catches vs. Patriots 11/30, five vs. Dolphins the following week . . . good blocker, passing game improves with playing time . . . played in all 16 games in 1985, started nine as the Saints used a two tight end set frequently . . . biggest catch of 1985 season was 39-yarder for TD at Minnesota 11/24 with less than a minute to play to win the game . . . played in ten games in 1984 . . . went on injured reserve (ankle) for final five games of the season . . . played in all 16 games in 1983 . . . saw a lot of special teams action both seasons . . . scored first NFL TD 10/30/83 at Buffalo . . . contract runs through 1990 with no option.

**COLLEGE:** Honorable mention all-America by AP and Sporting News senior year . . . led Terrapins in receiving junior and senior years . . . saw action at center and tackle earlier in college career . . . played in East-West and Senior Bowl games . . . majored in liberal arts.

**PERSONAL:** Attended Central Islip (New York) High School . . . played center there . . . brother Mike is tight end with Seattle . . . married (Barbara) with son (John Eric 1/22/85) and daughter (Alexis 5/26/87) . . . lives in Destrehan.

**GAMES STARTED/PLAYED:** (1983, 1/16); (1984, 0/10); (1985, 9/16); (1986, 13/16); (1987, 8/12). Totals 31/70.

Year	No.	RECEIVING			
		Yards	Avg.	LG	TD
1983	7	33	4.7	17	1
1984	6	55	9.2	17	1
1985	24	266	11.1	39t	2
1986	37	330	8.9	29t	3
1987	16	181	11.3	27t	6
Totals	90	865	9.6	39	13



## 54 ALVIN TOLES

**Linebacker Year With Saints: 4 Year in NFL: 4**

**Ht: 6-1 Wt: 234 College: Tennessee**

**Born: March 23, 1963 at Barnesville, Georgia**

**Joined Saints: Draft Choice No. 1, 1985**

**PRO:** With the play of the inside linebackers, Alvin had little chance to play defensively . . . however, he was an important part of the Saints' special teams group that was the most effective unit overall in the NFL . . . played in 12 games . . . returned blocked punt for important TD vs. San Francisco 10/25 . . . has excellent speed, can step right in for either inside linebacker if needed and perform well . . . started all but first game of the season at inside linebacker in 1986 . . . finished tied for fourth on team tackle chart with 74 total stops . . . recovered one fumble, forced three . . . getting more comfortable as linebacker after playing only one college season at the position . . . played in all 16 games in 1985, started two at inside linebacker . . . had to learn on the job, was looked at in both inside and outside linebacker positions . . . offseason weight training has added to a 211-pound frame when he arrived in New Orleans . . . contract runs through 1989 with no option.

**COLLEGE:** Converted from fullback to linebacker as junior, led Vols in tackles that season . . . played only three games as senior because of fractured ankle . . . capped his first season as linebacker by being named Outstanding Defensive Player in Citrus Bowl game . . . made second-team all-SEC as junior . . . majored in human services.

**PERSONAL:** Attended Mary Persons High School in Forsythe, Georgia . . . married (Vicky) with son (Joshua 1/18/83) . . . lives in Kenner in offseason.

**GAMES STARTED/PLAYED:** (1985, 2/16); (1986, 15/16); (1987, 0/12). Totals 17/44.



## 65 STEVE TRAIPOLO


**Guard** Year With Saints: 2 Year in NFL: 2  
**Ht: 6-5 Wt: 289 College: Boston College**  
**Born: September 20, 1964 at Boston, Massachusetts**  
**Joined Saints: Draft Choice No. 4, 1987**

**PRO:** Came in as rookie, started every game he was healthy for, had excellent season at right guard . . . missed final game of season (ankle) . . . was named to every all-rookie team in 1987 . . . has size, speed, power . . . superior strength, intelligence . . . should be a fixture in Saints offensive line for many years, has definite Pro Bowl potential . . . contract runs through 1989 with no option.

**COLLEGE:** All-America selection as senior when he was team captain and received 94 percent blocking grade by Boston College staff . . . completed degree in sociology in junior season of eligibility, pursued graduate classes in senior eligibility year . . . holds degree in sociology.

**PERSONAL:** Attended Boston College High School in Milton, Massachusetts . . . won awards both on the field and in the classroom . . . helps run the family business in the offseason . . . single . . . resides in Milton, Massachusetts in the offseason.

**GAMES STARTED/PLAYED:** (1987, 11/11).



## 73 FRANK WARREN

**Defensive End** Year With Saints: 8 Year in NFL: 8  
**Ht: 6-4 Wt: 290 College: Auburn**  
**Born: September 14, 1959 at Birmingham, Alabama**  
**Joined Saints: Draft Choice No. 3a, 1981**

**PRO:** Serving as the "fourth man" in the Saints' 3-4 lineup, Frank had a good season with six sacks for 30 yards lost . . . used primarily in pass rush situations, but can play any position on the line, and spelled teammates during long drives. . . special teams play is a plus, blocked a field goal vs. Cleveland 9/13 . . . forced a fumble . . . had 20 tackles, 17 solo stops . . . had biggest sack season of his career in 1986, caught the passer 8.5 times . . . had two sacks twice, at St. Louis 11/16 and at Minnesota 12/21 . . . played in every game . . . defended three passes, recovered three enemy

fumbles . . . had 5.5 sacks for 34 yards in 1985 . . . showed speed, received lateral, scored from 50 yards out at Atlanta 10/20/85 . . . made spectacular play against 49ers 12/15/85, blocked field goal, scooped it up and scored from 42 yards out . . . had four sacks against Rams in 1985, two on the road 11/3 and two at home 12/1 . . . intercepted pass at Dallas in 1983 . . . sees much playing time on passing downs because of hard-charging pass rush ability . . . contract expired in 1987, subject to developments.


**COLLEGE:** AP honorable mention all-America in 1980 . . . AP first-team all-Southeastern Conference selection that year . . . 60-foot plus shot putter for Auburn track team, second in SEC indoor shot in 1978 . . . led team in QB sacks senior season . . . majored in distributive education.

**PERSONAL:** Attended Phillips High School in Birmingham, Alabama . . . lettered four times in football and track, twice in basketball and wrestling . . . was senior class president . . . married (Cathy) with son (Adam 11/25/75) and daughter (Ebony 7/14/81) . . . lives in Kenner.

**GAMES STARTED/PLAYED:** (1981, 0/16); (1982, 1/9); (1983, 1/16); (1984, 3/16); (1985, 0/16); (1986, 0/16); (1987, 0/12). Totals 5/101.

Year	No.	SACKS	No.	FUMBLE RECOVERIES	TD
		Yds.		Yds.	
1981	3.5	29	1	0	0
1982	1	7			
1983	2	7	1	0	0
1984	4	36			
1985	5.5	34	1	50	1
1986	8.5	46	3	0	0
1987	6	30			
Totals	30.5	189	6	50	1

Additional Stats: Blocked field goal, returned it 42 yards for TD, 1985;  
 Blocked field goal, 1986, 1987



## 33 MIKE WATERS

**Tight End** Year With Saints: 2 Year in NFL: 3  
**Ht: 6-2 Wt: 235 College: San Diego State**  
**Born: March 15, 1962 at Chula Vista, California**  
**Joined Saints: Free Agent, 1987**

**PRO:** Came back to Saints for replacement games, stayed when regulars returned . . . played in all three replacement games and two others during the season . . . caught five passes, but for 28-yard average and one TD . . .

TD catch was the longest scoring pass in Saints history, 82 yards from John Fourcade vs. Rams 10/4 . . . was drafted by New York Jets as fullback in 9th round of 1985 draft, was released and signed in 1986 by Philadelphia . . . started first game of 1986 season with Eagles as fullback . . . released by Eagles midseason '86 . . . signed with Saints for '87 camp, was released by Saints in preseason . . . '88 is option year on contract.

**COLLEGE:** Started two seasons at San Diego State, leading rusher as senior . . . played at Bakersfield Junior College as freshman and sophomore . . . worked as a roofer as freshman instead of going to school . . . majored in physical education.

**PERSONAL:** Attended Burroughs High School in Ridgecrest, California where he was a football standout . . . single . . . lives in Kenner in offseason.

**GAMES STARTED/PLAYED:** (1986, 1/5); (1987, 0/5). Totals 1/10. Totals with Saints 0/5.



## 44 DAVE WAYMER

**Cornerback Year With Saints: 9 Year in NFL: 9**

**Ht: 6-1 Wt: 188 College: Notre Dame**

**Born: July 1, 1958 at Brooklyn, New York**

**Joined Saints: Draft Choice No. 2, 1980**


**PRO:** Named to first Pro Bowl ever in 1987, co-led Saints in interceptions with five . . . Led team in passes defended with 16 . . . Big interception at Steelers 11/29 on game's last play at the New Orleans two-yard line ended Pittsburgh's last scoring threat and preserved 20-16 victory that gave Saints a first-ever winning season . . . Led Saints with nine interceptions in 1986, second (tie) in NFL . . . had tenth steal called back vs. Miami 12/7 . . . also led team with 34 passes defended, and was sixth (tie) on team tackle chart with 73 . . . ended final Rams threat with interception 11/9/86 in 6-0 Saints win . . . caught pass on fake punt for 13 yards and first down at Colts 10/12/86 . . . Career total 189 passes defended . . . Started 15 of 16 games at left cornerback in 1985 . . . had six interceptions to lead team . . . defended eight passes and intercepted three vs. Philadelphia 10/6/85, the most in a single game in the NFC that year . . . started every game in 1984, led team with four interceptions and 30 passes defended . . . led team in 1983 with 43 passes defended . . . has recovered 15 career fumbles . . . has started 106 of 117 games he has played in since joining the Saints in 1980 . . . was pressed into starting spots in ten games as rookie . . . is most experienced of Saints' starting secondary . . . contract runs through 1989 with no option.

**COLLEGE:** Four-year letterman at Notre Dame . . . played flanker as sophomore, cornerback as junior and senior . . . also returned punts . . . defensive captain . . . set school record with two interception returns for TDs vs. Miami in 1979 . . . played in Gator Bowl, two Cotton Bowls and Hula Bowl . . . was member of Notre Dame's national championship team of 1978 . . . holds degree in economics.

**PERSONAL:** Attended West Charlotte (North Carolina) High School . . . owns farm, works there in offseason . . . single . . . lives in Mooresville, North Carolina when not playing football.

**GAMES STARTED/PLAYED:** (1980, 10/16); (1981, 13/16); (1982, 9/9); (1983, 16/16); (1984, 16/16); (1985, 15/16); (1986, 16/16); (1987, 12/12). Totals 106/117.

Year	No.	INTERCEPTIONS			No.	FUMBLES RECOVERED		
		Yds.	LG	TD		Yds.	TD	
1980	None				3	0	0	
1981	4	54	31	0	5	0	0	
1982	None				2	0	0	
1983	None				2	0	0	
1984	4	9	9	0	None			
1985	6	49	28	0	None			
1986	9	46	13	0	None			
1987	5	5	78	0	1	0	0	
Totals	28	238	31	0	15	0	0	



## 94 JIM WILKS

**Defensive End Year With Saints: 8 Year in NFL: 8**

**Ht: 6-5 Wt: 275 College: San Diego State**

**Born: March 12, 1958 at Los Angeles, California**

**Joined Saints: Draft Choice No. 12, 1981**

**PRO:** Mr. Steady of Saints' defensive line offered another solid season in 1987 . . . had 5.5 sacks for 34 yards lost . . . made 30 tackles, 20 solo hits . . . recovered one fumble, returned it 10 yards at Cincinnati 12/20 . . . had best game of '87 vs. Giants 11/22, 2.5 sacks in big Saints win . . . played in every game in 1986, started 12 last season . . . had 47 total tackles, one sack . . . missed start was his first since 1982 (55 games) . . . versatile, can fill in anywhere along the defensive line as needed . . . played some at nose tackle in 1984 and 1985 . . . big career game was at Atlanta 11/11/84 when he had 2.5 sacks for 22 yards lost in Saints win . . . best sack year of his career was 1983 when he had eight for 59.5 yards lost . . . has recovered six career fumbles . . . has missed only one game in his career because of injury . . . contract runs through 1988 with no option.

**COLLEGE:** Team captain and honorable mention all-Western Athletic Conference selection in 1980 . . . had solid season in 1980 after rash of injuries kept him out of 1979 regular lineup . . . transferred to San Diego State after being named junior college all-America at Pasadena Community College in 1977 . . . majored in business.

**PERSONAL:** Attended Pasadena (California) High School . . . high school all-America selection in football . . . one of eleven children . . . married (Andre) with one son (Jeremy 6/16/85) . . . lives in Altadena, California in offseason.

**GAMES STARTED/PLAYED:** (1981, 0/16); (1982, 8/8); (1983, 16/16); (1984, 16/16); (1985, 16/16); (1986, 15/16); (1987, 12/12). Totals 83/100.

Year	SACKS Number	Yards Lost
1981	3.5	38
1982	2	10
1983	8	60
1984	7.5	60
1985	2.5	14
1986	1	9
1987	5.5	34
Totals	30	225

Additional Stats: Has recovered 6 career fumbles.



## 18. DAVE WILSON

**Quarterback Year With Saints: 7 Year in NFL: 7**  
**Ht: 6-3 Wt: 211 College: Illinois**  
**Born: April 27, 1959 at Anaheim, California**  
**Joined Saints: Draft Choice No. 1**  
**(Supplemental), 1981**

**PRO:** With Bobby Hebert doing well, Dave saw action in only four games in 1987, but one was a crucial performance . . . down 24-3 in the second quarter at Cincinnati 12/20, Wilson came in to lead the Saints to 38 points in 41-24 victory . . . hit 9 of 15 passes in the game, and got things started with a 29-yard strike to WR Mike Jones . . . did not throw an interception in his 24 attempts on the season . . . will again battle for starting duty in 1988 . . . entered lineup in third game of the 1986 season, started the rest of the way . . . injury to Bobby Hebert at San Francisco 9/21 brought him off the bench to lead the team . . . record as starter in 1986 was 6-6 . . . was injured (knee) 12/21 at Vikings on first pass attempt . . . had big game at Jets 10/26 when he threw for 243 yards and 2 TDs in comeback attempt . . . in back-to-


back weeks (vs. Patriots 11/30 and Dolphins 12/7), threw for 548 total yards and two TDs . . . made big play at Atlanta 12/14, faked out defense on bootleg, scored winning TD with less than two minutes to play . . . completed longest pass of his career, 63-yarder to Eric Martin for TD at Giants 9/28 . . . started first ten games of 1985 season, sat on injured reserve (elbow) for final games of the year . . . 1985 started slowly with 2-22 performance in opener, improved over the course of the season . . . threw two TDs in three games; at Denver 9/15, vs. Tampa Bay 9/22, and at Atlanta 10/20 . . . ran naked bootleg on third-and-seven call at San Francisco 9/29 late in the game to enable Saints to keep the ball and kill the clock with 20-17 win . . . saw action in five games in 1984, started final two contests of the season . . . came off bench 12/2 at Rams with Saints down 24-0 and hit three TD passes, the first time since 10/30/83 at Buffalo (Wilson again) that a Saints QB threw for three TDs in a game . . . followed that with 325 yards and three more TD passes the next week, vs. Cincinnati 12/9 . . . 325 yards passing is the first time that a Saints QB threw for 300 yards since 12/5/82 (Ken Stabler vs. Tampa Bay) . . . finished season directing win over playoff-bound Giants . . . had seven TDs for the season with only three interceptions . . . had shoulder surgery in 1985 offseason to correct tendon irritation . . . started two games in 1983, and saw relief action in six others . . . threw all but one pass in opening 1983 game, directed 28-17 win over St. Louis . . . led Saints to 24-23 lead in final minutes of last game of the 1983 season vs. Rams with playoffs on the line . . . sat out entire 1982 season with torn knee ligaments suffered in first preseason game . . . started four games as rookie in 1981 . . . completed 51.8 percent of his passes that year . . . contract runs through 1989 with no option.

**COLLEGE:** Finished 10th in Heisman Trophy balloting as junior . . . set or tied 32 NCAA, Big Ten, and school records in 1980 . . . lost senior eligibility on conference ruling . . . passed for 403 yards vs. Indiana the following week . . . passed for six TDs vs. Ohio State . . . honorable mention all-America by both wire services in 1980 . . . transferred to Illinois from Fullerton (Calif.) College following sophomore season . . . majored in applied life sciences.

**PERSONAL:** Attended Katella High School in Anaheim, California . . . grew up four blocks from Anaheim Stadium . . . single . . . lives in Capistrano Beach, California in offseason.

**GAMES STARTED/PLAYED:** (1981, 4/11); (1982, inj.); (1983, 2/8); (1984, 2/5); (1985, 10/10); (1986, 13/14); (1987, 0/4). Totals 31/52.

Year	Att.	Comp.	PASSING			Int	No.	RUSHING			TD
			Yds.	LG	TD			Yds.	LG	TD	
1981	158	82	1058	50	1	11	5	1	9	0	
1982	injured										
1983	112	66	770	42	5	7	5	3	5	0	
1984	84	51	647	54t	7	4	3	-7	-2	0	
1985	293	145	1843	50	11	15	18	7	7	0	
1986	342	189	2353	63t	10	17	14	19	14	1	
1987	24	13	243	38	2	0					
Totals	1022	546	6914	63t	36	54	45	23	17	0	



## 34 BARRY WORD

**Running Back** Year With Saints: 2 Year in NFL: 2  
**Ht: 6-2 Wt: 225 College: Virginia**  
**Born: July 17, 1964 at Long Island, Virginia**  
**Joined Saints: Draft Choice No. 3c, 1986 (Signed 1987)**

**PRO:** Found position at fullback, started there two games during the season . . . showed promise as blocker, ball carrier and receiver . . . carried for 3.7-yard average from fullback spot, best average since 1985 when Hokie Gajan manned the position . . . is versatile, can play fullback and halfback . . . also returns kickoffs, had 64-yarder vs. Giants 11/22 . . . is force on special teams coverage units . . . will continue to work toward improvement in 1987 . . . contract runs through 1989 with no option.

**COLLEGE:** ACC player of the year as senior . . . broke school rushing record with 1,225 yards senior season . . . honorable mention all-America . . . qualified for NCAA track meet and Olympic trials in 110-meter hurdles . . . majored in English.

**PERSONAL:** Attended Halifax High School in Long Island, Virginia . . . spent time in New Orleans in '88 offseason preparing for season . . . lives in Arlington, Virginia in offseason.

**GAMES STARTED/PLAYED:** (1987, 2/12).


	No.	Yds.	RUSHING			No.	Yds.	LG	TD
			Avg.	LG	TD				
1987	36	33	3.7	20	2	6	54	17	0

Additional Stats: Returned 3 kickoffs 100 yards, LG 64.



HEYWARD

## 1988 Saints Rookies (Draft Choices)



PERRIMAN

### 1 - CRAIG HEYWARD, Running Back 5-11 253 Pittsburgh


Large running back will be slotted at fullback, but can also play as single back or tailback, according to head coach Jim Mora . . . nicknamed "Ironhead" by childhood friends because of stubbornness . . . was nations' no. 2 rusher last season in Div. 1A with 1,655 yards in 357 carries for a 4.6 average and 11 touchdowns . . . saw action in every game as tailback and spread his yardage over season, with over 100 yards in each game . . . played at times much heavier than current 253-pound weight . . . declared himself eligible for NFL draft, despite year of eligibility remaining at Pitt . . . in 1987 earned consensus all-America honors . . . earned special conference honors in seven of 11 games last season . . . was no. 5 nationally in all-purpose yardage with 1,853 (198 receiving) . . . quick feet and can catch, according to Saints personnel chief Bill Kuharich . . . 4.7 in 40-yard dash . . . was 1984 freshman and showed promise but did not play in 1985, suspended for disciplinary reasons (fight) . . . had one year of college eligibility remaining after 1986 and 1987 campaigns, but opted to enter NFL draft . . . attended Passaic (N.J.) High School. . . born Sept. 26, 1966 at Passaic, N.J.

Year	Att.	RUSHING			LG	TD
		Yards	Avg.	LG		
1984	123	539	4.1	29		4
1985			----DNP----			
1986	171	756	4.4	31		8
1987	357	1655	4.6	58		11
TOTALS	651	2950	4.4	58		23

Year	Rec.	RECEIVING			LG	TD
		Yards	Avg.	LG		
1984	10	70	7.0	18		0
1985			----DNP----			
1986	29	361	12.5	75		6
1987	22	207	9.4	40		1
TOTALS	61	638	10.5	75		7

### 2 - BRETT PERRIMAN, Wide Receiver 5-9 175 Miami

Speed merchant Saints covet for outside duty . . . recently timed in 4.3 seconds in 40-yard dash . . . tremendous leaping ability, 35 inch

**STEPHENS****CARR**


vertical jump . . . known in college for his knack for coming up with a big play when the game was on the line . . . ninth receiver taken in draft, behind two teammates, Michael Irvin and Brian Blades . . . injury (broken foot) during senior season cost him five games . . . returned to play in Orange Bowl, where Miami claimed national championship . . . also handled punt return duties for Hurricanes . . . strong player, spends much time in the weight room . . . best season of college career was 1986, junior year, when he caught 34 passes in diverse Hurricanes attack, sharing time with Irvin and Blades . . . longest punt return of 74 yards went for TD in 1985 . . . earned all-city, all-county, and all-state honors for his high school performances at Northwestern High School in Miami . . . majored in business . . . nickname is "Superman" for his incredible leaping ability . . . born 10/10/65 in Miami, Florida.

Year	Rec.	RECEIVING			LG	TD
		Yards	Avg.			
1985	18	306	17.0	45	2	
1986	38	684	18.0	50	0	
1987	15	172	11.5	28	4	
TOTALS	62	1073	17.3	50	6	

Year	Rec.	PUNT RETURNS			LG	TD
		Yards	Avg.			
1984	15	120	8.0	24	0	
1985	30	265	8.8	74	1	
1986	28	102	3.6	16	0	
1987	17	97	6.5	13	0	
TOTALS	84	550	6.5	74	1	

### 3 – TONY STEPHENS, Nose Tackle 6-3 306 Clemson

Massive player anchored line on the ACC's best run defense past two seasons . . . didn't play defense regularly until his junior season, moved there from offensive tackle . . . has been timed in 4.97 seconds in 40-yard dash . . . extremely agile for big man, very physical . . . hard worker in the weight room . . . all-ACC as senior, voted most improved player on team as junior . . . recorded seven tackles, two sacks in first collegiate start . . . broke hand in five places in practice sophomore season, missed remainder of the year . . . all-everything at Waltersboro

**SCALES****TAYLOR**

(S.C.) High School, where he was named school's most outstanding athlete as senior . . . three letters in football, four in track (shot put) . . . twice won state shot put championship, state discus champion as senior . . . majored in recreation and parks administration . . . born 12/13/64 at Walterboro, S.C.


### 4 – LYDELL CARR, Fullback 6-1 226 Oklahoma

True fullback with four years experience blocking for the most explosive rushing game in college football . . . excellent blocking skills coupled with breakaway speed . . . avid weight lifter who has added over 15 pounds to his frame without losing his quickness and speed . . . rushed for 2,584 yards in his career, a five-yard average per carry . . . has scored 20 TDs in career . . . best career game was Orange Bowl 1986 when he ran for 148 yards in 19 attempts against Penn State . . . led Sooners in rushing freshman year with 625 yards and a 4.5-yard average . . . all-state and H.S. All-America at Enid (Oklahoma) High School where he gained over 3,300 yards during his prep career . . . majored in communications . . . born 5/27/65 at Enid, Oklahoma.

Year	Att.	RUSHING			LG	TD
		Yards	Avg.			
1984	147	684	4.7	64	3	
1985	188	883	4.7	66	5	
1986	106	625	5.9	61	5	
1987	121	714	5.9	35	8	
TOTALS	562	2906	5.2	66	21	

### 5A – GREG SCALES, Tight End 6-4 253 Wake Forest

Combines great pass-catching skills with exceptional speed . . . has turned in 4.6 time in 40-yard dash . . . was ranked third on Sporting News' preseason draft poll, but was declared academically ineligible, missed all but three games of senior season . . . began college career as wide receiver, moved to tight end as junior . . . caught 34 passes with 14-yard average, scored six TDs as junior, led all ACC tight ends . . . had 14 receptions playing as both wide receiver and tight end as

**SIMS****FORDE**

sophomore, six for TDs . . . had outstanding prep career, 101 receptions for 2,300 yards at East Forsyth High School in Winston-Salem, N.C. . . . was also all-conference in basketball . . . majored in political science . . . born 5/9/66 at Winston-Salem, N.C.

Year	RECEIVING				
	Rec.	Yards	Avg.	LG	TD
1984	10	117	11.7	19	1
1985	14	197	14.1	59	6
1986	34	475	14.0	42	6
1987	4	39	9.8	15	0
TOTALS	62	828	13.4	59	13

#### **5B – KEITH TAYLOR, Defensive Back 5-11 193 Illinois**


Speedy, quick performer parlayed his talents to four interceptions in first two games of 1987 season . . . has outstanding leaping ability . . . 4.55 speed enables him to play man defense effectively against fleet receivers . . . strong, is efficient against the run . . . played as junior as cornerback and was projected as starter on the corner as sophomore, but leg injury kept him out of the lineup . . . high school all-America at Pennsauken (N.J.) High School, all-conference in track . . . rushed for almost 1,000 yards and caught passes for 300 more as prep senior . . . majored in accounting . . . born 12/21/64 at Pennsauken, N.J.

#### **6 – BOB SIMS, Guard 6-3 269 Florida**

Strong, aggressive player was leader of talented offensive line at Florida . . . strength is an attribute, bench presses 425 pounds . . . versatile, could also fill in at tackle . . . explosive drive blocker fires off the ball quickly to knock people off their feet . . . started college career at Golden West (Calif.) Junior College, was regarded as one of the top JC tackles in the country . . . all-conference lineman at Los Amigos High School in Fountain Valley, Calif. . . . also lettered in track . . . majored in physical education . . . born 9/2/66 at Fountain Valley, Calif.

#### **7 – BRIAN FORDE, Linebacker 6-2 225 Washington State**

Projected as possible inside linebacker with Saints . . . has quickness, toughness, strength and intelligence . . . Canadian citizen recommended to Washington State by Montreal Alouettes coach Wally Bruno, similar to fellow Canadian Rueben Mayes . . . three-year starter

**DERBY****NUNN****SANTOS**

at WSU . . . had six games senior season with at least ten tackles . . . registered 28 tackles, a school record, against California as a junior . . . league MVP at Champlain Regional College Prep School in Montreal . . . majored in general studies . . . born 11/1/63 at Montreal.

#### **8 – GLENN DERBY, Tackle 6-6 290 Wisconsin**


Versatile lineman with tremendous size, ability . . . moved to guard after playing tackle first two college seasons . . . has good speed, is adept at pulling to lead sweep plays . . . won starting spot in spring practices his junior season . . . won eight letters at Oconomowoc (Wis.) High School, competing in basketball, football and track . . . center in basketball, weight man on track squad . . . majored in general home economics . . . born 6/7/64 at Oconomowoc, Wis.

#### **9 – CLARENCE NUNN, Cornerback 5-10 176 San Diego State**

Part of the premier cornerback tandem in the Western Athletic Conference . . . has been injured, but keeps coming back . . . knee injury wiped out 1984 season . . . impressive 4.5 speed, can run with most wide receivers . . . good tackler, can play the run well . . . started at CB as freshman . . . named to all-Pacific League team as senior at Gardena (Calif.) High School . . . also lettered twice in track . . . majored in business administration . . . born 12/29/64 at Gardena, Calif.

#### **10A – TODD SANTOS, Quarterback 6-2 207 San Diego State**

The fourth quarterback in NCAA history to throw for over 10,000 yards in his career . . . considered the premier quarterback on the West Coast in the 1988 draft . . . broke almost every passing record at San Diego State, was the first-ever freshman starter at QB . . . broke NCAA Division I career record with 11,425 yards . . . threw for 70 TDs . . . had 27 games of over 200 yards in career . . . led Aztecs to 8-3 record and WAC championship in 1986 . . . entered SDSU as walk-on . . . passed for 6,150 yards and 50 TDs in three seasons at Selma High School in Fresno, Calif. . . . majored in physical education . . . born 2/12/64 at Fresno, Calif.



FIZER



COUCH



JURGENSEN

Year	Att.	Comp.	PASSING				LG	Int.	TD
			Yards						
1984	285	160	2063				84	14	9
1985	357	226	2877				54	17	21
1986	383	239	2951				47	14	17
1987	492	306	3932				74	15	26
TOTALS	1517	931	11823				84	19	73

### 10B - VINCENT FIZER, Linebacker 6-4 250 Southern

Intense player with reputation for the hard hit . . . outside linebacker might be moved to down position with Saints . . . shows good football knowledge, has some speed and quickness . . . is always around the ball . . . multi-sport letterman at Minden (La.) High School. . . born 10/10/65 at Shreveport, La.

### 11 - GARY COUCH, Wide Receiver 5-11 171 Minnesota

Possible sleeper who had outstanding sophomore season, averaging 35.3 yards per catch that season . . . sprinter's speed . . . also ran the ball at Minnesota, had 47 rushes for 336 yards, a 7.1-yard average, and four TDs . . . won all sprint events in state track meet when a senior at Central High School in Davenport, Iowa . . . majored in communications . . . born 1/2/66 at Davenport, Iowa.

Year	Rec.	RECEIVING				LG	TD
		Yards	Avg.				
1984	1	-1	-1.0			-1	0
1985	14	494	35.3			76	1
1986	11	218	19.8			28	0
1987	17	241	14.2			45	2
TOTALS	43	952	22.1			76	3

### 12 - PAUL JURGENSEN, Linebacker 6-5 243 Georgia Tech

Big-play specialist that can play either stand-up linebacker or down pass rush specialist . . . intelligent, physical . . . showed improvement in each game as senior . . . great athletic ability . . . lineman of the year as senior at Benedictine High School in Savannah, Ga . . . lettered twice in football and basketball, three times in golf . . . majored in management . . . born 11/16/65 at St. Louis, Mo.

## SAINTS 1988 VETERAN ROSTER

No.	Name	Pos	Ht	Wt	NFL Exp	Birth date	College	How Acq.
40	Adams, Michael	CB	5-10	195	2	4/ 5/64	Arkansas State	D3 - 87
7	Andersen, Morten	K	6-2	221	7	8/19/60	Michigan State	D4 - 82
28	Atkins, Gene	SS	6-1	200	2	8/31/64	Florida A&M	D7 - 87
83	Benson, Cliff	TE	6-4	240	4	8/28/61	Purdue	Wai- 87
85	Brenner, Hoby	TE	6-4	240	8	6/ 2/59	USC	D3b- 81
67	Brock, Stan	T	6-6	292	9	6/ 8/58	Colorado	D1 - 80
58	Burks, Shawn	LB	6-2	230	2	2/10/63	LSU	FA - 88
59	Campan, James	C	6-3	260	2	6/11/64	Tulane	FA - 87
62	Caron, Roger	G	6-4	260	3	6/ 3/62	Harvard	FA - 88
75	Clark, Bruce	DE	6-3	275	7	3/31/58	Penn State	Tr - 82
91	Coffman, Paul	TE	6-3	225	11	3/29/56	Kansas St.	FA - 88
66	Commiskey, Chuck	G	6-4	290	3	3/ 2/58	Mississippi	FA - 86
70	Contz, Bill	T	6-5	270	6	5/12/61	Penn State	FA - 86
41	Cook, Toi	FS	5-11	188	2	12/ 3/64	Stanford	D8 - 87
26	Dawsey, Stacey	WR	5-9	154	2	10/24/65	Indiana	FA - 87
50d	DeForest, Joe	LB	6-1	245	2	4/17/65	S.W. Louisiana	FA - 88
72	Dombrowski, Jim	T	6-5	298	3	10/19/63	Virginia	D1 - 86
63	Edelman, Brad	G	6-6	270	7	9/ 3/60	Missouri	D2 - 82
99	Elliott, Tony	NT	6-2	295	7	4/28/59	North Texas State	D5 - 82
11	Fourcade, John	QB	6-1	208	2	10/11/60	Mississippi	FA - 87
97	Geathers, James	DE	6-7	290	4	4/26/60	Wichita State	D2 - 84
27	Gibson, Antonio	SS	6-3	204	3	7/ 5/62	Cincinnati	FA - 86
77	Gilbert, Daren	T	6-5	280	4	10/ 3/63	Cal State Fullerton	D2 - 85
37	Gray, Mel	RB	5-9	166	3	3/16/61	Purdue	D2Sup- 84
10	Hansen, Brian	P	6-3	209	5	10/18/60	Sioux Falls	D9 - 84
80	Harris, Herbert	WR	6-1	206	2	5/ 4/61	Lamar	FA - 88
92	Haynes, James	LB	6-2	233	5	8/ 9/60	Mississippi Valley	FA - 84
3	Hebert, Bobby	QB	6-4	215	4	8/19/60	Northwestern La.	FA - 85
61	Hilgenberg, Joel	C/G	6-2	252	5	7/10/62	Iowa	D4 - 84
87	Hill, Lonzell	WR	6-0	189	2	9/25/65	Washington	D2 - 87
21	Hilliard, Dalton	RB	5-8	204	3	1/21/64	LSU	D2 - 86
57	Jackson, Rickey	LB	6-2	243	8	3/20/58	Pittsburgh	D2 - 81
22	Jakes, Van	CB	6-0	190	5	5/10/61	Kent State	FA - 86
53	Johnson, Vaughan	LB	6-3	235	3	3/24/62	North Carolina St.	D1Sup- 84
86	Jones, Mike	WR	5-11	183	6	4/14/60	Tennessee State	Tr - 86
23	Jordan, Buford	FB	6-0	223	3	6/26/60	McNeese State	FA - 86
71	Kaplan, Ken	T	6-5	270	4	1/12/60	New Hampshire	FA - 88
5	Kempf, Florian	K	5-9	165	4	5/25/56	Penn	FA - 88
78	Knight, Shawn	DE	6-6	288	2	6/ 4/64	Brigham Young	D1 - 87
55	Kohlbrand, Joe	LB	6-4	242	4	3/18/63	Miami	D8 - 85
60	Korte, Steve	C	6-2	260	6	1/15/60	Arkansas	D2 - 83
24	Mack, Milton	CB	5-11	182	2	9/20/63	Alcorn State	D5 - 87
84	Martin, Eric	WR	6-1	207	4	11/ 8/61	LSU	D7 - 85
39	Maxie, Brett	FS	6-2	194	4	1/13/62	Texas Southern	FA - 85
36	Mayes, Rueben	RB	5-11	200	3	6/16/63	Washington State	D3a- 86
51	Mills, Sam	LB	5-9	225	3	6/ 3/59	Montclair State	FA - 86
76d	Nelson, Edmund	DE	6-3	275	7	4/30/60	Auburn	Wai- 88
88	Pattison, Mark	WR	6-2	190	3	12/13/61	Washington	Wai- 87
56	Swilling, Pat	LB	6-3	242	3	10/25/64	Georgia Tech	D3b- 86
69d	Swoopes, Patrick	NT	6-4	280	2	3/ 4/64	Mississippi State	FA - 87
82	Tice, John	TE	6-5	249	6	6/22/60	Maryland	D3a- 83
54	Toles, Alvin	LB	6-1	227	4	3/23/63	Tennessee	D1 - 85
65	Trapilo, Steve	G	6-5	281	2	9/20/64	Boston College	D4 - 87
73	Warren, Frank	DE	6-4	290	8	9/14/59	Auburn	D3a- 81
33	Waters, Mike	TE	6-2	230	3	3/15/62	San Diego State	FA - 87
44	Waymer, Dave	CB	6-1	188	9	7/ 1/58	Notre Dame	D2 - 80
94	Wilks, Jim	DE	6-5	266	8	3/12/58	San Diego State	D12- 81
18	Wilson, Dave	QB	6-3	206	7	4/27/59	Illinois	D1Sup- 81
34	Word, Barry	FB	6-2	220	2	7/17/64	Virginia	D3c- 86

## NEW ORLEANS SAINTS FIRST-YEAR ROSTER

No.	Name	Pos	Ht	Wt	NFL Exp	Birth date	College	How Acq.
62d	Booker, Darrell	LB	5-11	221	R	12/19/64	Delaware	FA - 88
95	Brannon, Robert	DE	6-7	245	1	3/26/61	Arkansas	FA - 88
42	Carr, Lydell	FB	6-1	226	R	5/27/65	Oklahoma	D4 - 88
49	Cephus, Marvin	WR	5-10	170	R	3/10/65	Tulane	FA - 88
89	Clark, Robert	WR	5-11	175	1	8/6/65	North Carolina Central	D10 - 87
20	Couch, Gary	WR	5-11	171	R	1/2/66	Minnesota	D11 - 88
14	Crow, Mike	P	6-2	200	R	6/16/64	N.W. Louisiana	FA - 88
79	Derby, Glenn	T	6-6	290	R	6/7/64	Wisconsin	D8 - 88
38	Evans, Vince	FB	5-10	216	1	9/8/63	North Carolina State	FA - 87
91d	Fizer, Vincent	LB	6-4	210	R	10/10/65	Southern	D10b - 88
52	Forde, Brian	LB	6-2	225	R	11/1/63	Washington State	D7 - 88
32	Fourcade, Keith	LB	5-11	225	1	10/20/61	Mississippi	FA - 88
12	Genilla, Sal	QB	6-2	207	R	1/8/65	Pittsburgh	FA - 88
38d	Hammond, Darryl	DB	6-1	207	R	9/24/66	Virginia	FA - 88
48	Henderson, Keith	CB	5-10	187	R	9/11/65	Texas Tech	FA - 88
45	Heyward, Craig	FB	5-11	251	R	9/26/66	Pittsburgh	D1 - 88
17	Hopkins, Joe	WR	5-9	181	R	4/28/65	East Texas St.	FA - 88
43	JeanBatiste, Garland	FB	6-0	208	2	4/2/65	LSU	FA - 88
30	Jones, Kirk	RB	5-10	215	1	1/5/65	Nevada-Las Vegas	FA - 88
96	Jurgensen, Paul	DE	6-5	243	R	11/16/65	Georgia Tech	D12 - 88
68	Keith, Jeff	G	6-2	274	R	10/26/65	Texas Tech	FA - 88
98	Mandarich, John	NT	6-4	281	1	8/1/61	Kent State	FA - 88
59d	McCabe, Jim	LB	6-2	223	R	1/16/65	Morningside	FA - 88
29	McKinley, James	CB	5-8	175	R	7/18/66	Tulane	FA - 88
69	McKinney, Kevin	G/T	6-3	270	R	6/9/65	Arizona	FA - 88
47	Nunn, Clarence	CB	5-10	176	R	12/29/64	San Diego State	D9 - 88
50	Orndorff, Dave	C	6-0	285	R	4/4/64	Oregon St.	FA - 88
19	Perriman, Brett	WR	5-9	175	R	10/10/65	Miami	D2 - 88
16	Robinson, Anthony	WR	6-3	178	R	4/15/66	Elizabeth City St.	FA - 88
9	Santos, Todd	QB	6-2	207	R	2/12/64	San Diego State	D10a - 88
90	Scales, Greg	TE	6-4	253	R	5/9/66	Wake Forest	D5a - 88
64	Sims, Bob	G	6-3	269	R	9/2/66	Florida	D6 - 88
76	Solon, Dave	T	6-5	268	R	2/15/66	St. Cloud (Minn.)	FA - 88
93	Squires, Tom	LB	6-1	223	R	9/21/64	Tennessee Tech	FA - 88
74d	Stephens, Tony	NT	6-3	306	R	12/13/64	Clemson	D3 - 88
25	Taylor, Keith	DB	5-11	193	R	12/21/64	Illinois	D5b - 88
74	Ware, Tyler	G/T	6-4	275	R	9/13/63	Angelo State	FA - 88
33d	Young, Nay	DB	5-9	187	R	2/10/65	Georgia Southern	FA - 88

## NEW ORLEANS SAINTS NUMERICAL ROSTER

3	Bobby Hebert	QB	40	Michael Adams	CB	70	Bill Contz	T
5	Florian Kempf	K	41	Toi Cook	FS	71	Ken Kaplan	T
7	Morten Andersen	K	42	Lydell Carr	FB	72	Jim Dombrowski	T
9	Todd Santos	QB	43	Garland Jean Batiste	FB	73	Frank Warren	DE
10	Brian Hansen	P	44	Dave Waymer	CB	74	Tyler Ware	T
11	John Fourcade	QB	45	Craig Heyward	FB	74d	Tony Stephens	NT
12	Sal Genilla	QB	47	Clarence Nunn	CB	75	Bruce Clark	DE
14	Mike Crow	P	48	Keith Henderson	CB	76	Dave Solon	T
16	Anthony Robinson	WR	50	Dave Orndorff	C	76d	Edmund Nelson	NT
17	Joe Hopkins	WR	50d	Vincent Fizer	LB	77	Daren Gilbert	T
18	Dave Wilson	QB	51	Sam Mills	LB	78	Shawn Knight	DE
19	Brett Perriman	WR	52	Brian Forde	LB	79	Glenn Derby	T
20	Gary Couch	WR	53	Vaughan Johnson	LB	80	Herbert Harris	WR
21	Dalton Hilliard	RB	54	Alvin Toles	LB	82	John Tice	TE
22	Van Jakes	CB	55	Joe Kohlbrand	LB	83	Cliff Benson	TE
23	Buford Jordan	FB	56	Pat Swilling	LB	84	Eric Martin	WR
24	Milton Mack	CB	57	Rickey Jackson	LB	85	Hoby Brenner	TE
25	Keith Taylor	DB	58	Shawn Burks	LB	86	Mike Jones	WR
26	Stacey Dawsey	WR	59	James Campen	C	87	Lonzell Hill	WR
27	Antonio Gibson	SS	59d	Jim McCabe	LB	88	Mark Pattison	WR
28	Gene Atkins	SS	60	Steve Korte	C	89	Robert Clark	WR
29	James McKinley	CB	61	Joel Hilgenberg	C/G	90	Greg Scales	TE
30	Kirk Jones	RB	62	Roger Caron	G	91	Paul Coffman	TE
32	Keith Fourcade	LB	62d	Darrell Booker	LB	91d	Joe DeForest	LB
33	Mike Waters	TE	63	Brad Edelman	G	92	James Haynes	LB
33d	Nay Young	DB	64	Bob Sims	G	93	Tom Squires	LB
34	Barry Word	FB	65	Steve Trapilo	G	94	Jim Wilks	DE
36	Rueben Mayes	RB	66	Chuck Commiskey	G	95	Robert Brannon	DE
37	Mel Gray	RB	67	Stan Brock	T	96	Paul Jurgensen	DE
38	Vince Evans	FB	68	Jeff Keith	G	97	James Geathers	DE
38d	Darryl Hammond	DB	69	Kevin McKinney	G	98	John Mandarich	NT
39	Brett Maxie	FS	69d	Patrick Swoopes	NT	99	Tony Elliott	NT

## SAINTS LONGEST PLAYS — 1987

**RUN FROM SCRIMMAGE** — 38, Rueben Mayes vs. San Francisco 10-25

**PASS PLAY** — 82t, John Fourcade to Mike Waters vs. L.A. Rams 10-4

**PUNT RETURN** — 80, Mel Gray vs. Tampa Bay 12-6

**KICKOFF RETURN** — 74, Dalton Hilliard vs. Green Bay 12-27

**INTERCEPTION RETURN** — 35, Dave Waymer at Pittsburgh 11-29

**PUNT** — 60, Brian Hansen vs. Tampa Bay 12-6

**FIELD GOAL** — 52, Morten Andersen vs. Green Bay 12-27

## HOW THE SAINTS WERE BUILT

Year	Draft (34)	Trade (2)	Free Agents (14)
1980	Stan Brock T (1)		
1-15	Dave Waymer CB (2)		
1981	Dave Wilson QB (1 Supp.)		
4-12	Rickey Jackson LB (2b)		
	Frank Warren DE (3a)		
	Hoby Brenner TE (3b)		
	Jim Wilks DE (12)		
1982	Brad Edelman G (2)	Bruce Clark DE	
4-5	Morten Andersen K (4)	(from Green Bay)	
	Tony Elliott NT (5)		
1983	Steve Korte C (2)		
8-8	John Tice TE (3a)		
1984	James Geathers DE (2)		James Haynes LB
7-9	Joel Hilgenberg, C (4)		
	Brian Hansen P (9)		
1985	Alvin Toles LB (1)		Bobby Hebert QB
5-11	Daren Gilbert T (2)		Brett Maxie DB
	Eric Martin WR (7)		
	Joe Kohlbrand LB (8)		
1986	Jim Dombrowski T (1)	Mike Jones WR	Chuck Commiskey G
7-9	Mel Gray RB (1 Supp.)	(from Minnesota)	Bill Contz T
	Dalton Hilliard RB (2)		Antonio Gibson SS
	Vaughan Johnson LB (2 Supp.)		Van Jakes CB
	Rueben Mayes RB (3a)		Buford Jordan FB
	Pat Swilling LB (3b)		Sam Mills LB
1987	Shawn Knight DE (1)		Cliff Benson TE
12-3	Lonzell Hill WR (2)		Stacey Dawsey WR
	Michael Adams DB (3)		John Fourcade QB
	Barry Word (3c '86)		Pat Swoopes NT
	Steve Trapilo G (4)		Mike Waters TE
	Milton Mack DB (5)		
	Gene Atkins SS (7)		
	Toi Cook DB (8)		
	Robert Clark WR (10)		

Waivers (2) — Mark Pattison, WR from Raiders, 1987; Edmund Nelson, NT from Steelers, 1988.

## SAINTS 1988 TRAINING CAMP DEPTH CHART

### OFFENSE

WR—84 Eric Martin, 88 Mark Pattison, 89 Robert Clark,  
19 Brett Perriman, 17 Joe Hopkins  
LT—72 Jim Dombrowski, 77 Daren Gilbert, 71 Ken Kaplan, 76 Dave Solon  
LG—63 Brad Edelman, 64 Bob Sims  
C—61 Joel Hilgenberg, 60 Steve Korte, 59 James Campen,  
50 Dave Orndorff  
RG—65 Steve Trapilo, 62 Roger Caron, 68 Jeff Keith  
RT—67 Stan Brock, 70 Bill Contz, 79 Glenn Derby  
TE—85 Hoby Brenner, 82 John Tice, 83, Cliff Benson, 33 Mike Waters,  
91 Paul Coffman, 90 Greg Scales  
WR—86 Mike Jones, 87 Lonzell Hill, 26 Stacey Dawsey,  
80 Herbert Harris, 20 Gary Couch, 16 Anthony Robinson  
QB—3 Bobby Hebert, 18 Dave Wilson, 11 John Fourcade,  
9 Todd Santos, 12 Sal Genilla  
HB—36 Rueben Mayes, 21 Dalton Hilliard, 37 Mel Gray,  
43 Garland Jean Batiste  
FB—34 Barry Word, 23 Buford Jordan, 38 Vince Evans,  
45 Craig Heyward, 42 Lydell Carr, 32 Keith Fourcade

### DEFENSE

LE—75 Bruce Clark, 97 James Geathers, 95 Robert Brannon  
NT—99 Tony Elliott, 69 Pat Swoopes, 98 John Mandarich,  
74 Tony Stephens, 76 Edmund Nelson  
RE—94 Jim Wilks, 73 Frank Warren, 78 Shawn Knight, 50 Vincent Fizer  
LOLB—57 Rickey Jackson, 55 Joe Kohlbrand, 91 Joe DeForest,  
93 Thomas Squires  
LILB—51 Sam Mills, 58 Shawn Burks, 59 Jim McCabe  
RILB—53 Vaughan Johnson, 54 Alvin Toles, 52 Brian Forde,  
62 Darrell Booker  
ROLB—56 Pat Swilling, 92 James Haynes, 96 Paul Jurgensen  
LCB—44 Dave Waymer, 24 Milton Mack, 25 Keith Taylor,  
48 Keith Henderson  
RCB—22 Van Jakes, 40 Michael Adams, 47 Clarence Nunn  
SS—27 Antonio Gibson, 28 Gene Atkins, 38 Darryl Hammond,  
33 Nay Young  
FS—39 Brett Maxie, 41 Toi Cook

### SPECIALISTS

P—10 Brian Hansen, 14 Mike Crow  
K—7 Morten Andersen, Florian Kempf  
H—10 Brian Hansen  
PC—61 Joel Hilgenberg, 60 Steve Korte  
KC—61 Joel Hilgenberg, 60 Steve Korte  
PR—37 Mel Gray, 84 Eric Martin  
KR—37 Mel Gray, 21 Dalton Hilliard, 34 Barry Word

## OTHER SAINTS FOR 1988

**DARRELL BOOKER**, Linebacker, Delaware . . . 6-1, 237 . . . born 12/19/64 at Anchorage, Alaska . . . attended Willingboro (N.J.) High School . . . single . . . signed with Saints as free agent, 1988.

**ROBERT BRANNON**, Defensive End, Arkansas . . . 6-8, 265 . . . born 3/26/61 at Charleston, S.C . . . attended A.C. Flora High School in Columbia, S.C . . . single . . . signed with Cleveland for 1987 replacement games, was traded to Saints during replacement schedule, saw action in one game . . . signed as free agent, 1988.

**SHAWN BURKS**, Linebacker, LSU . . . 6-2, 230 . . . born 2/10/63 at Baton Rouge, La . . . attended Central High School in Baton Rouge . . . married . . . was signed by Washington as free agent, 1986 . . . saw action in 15 games during '86 regular season, three in postseason . . . was released in 1987 training camp . . . signed with Saints as free agent, 1988.

**ROGER CARON**, Guard, Harvard . . . 6-4, 260 . . . born 6/3/62 at Boston, Mass . . . attended Norwell (Mass.) High School . . . married . . . drafted in fifth round of 1985 draft by Indianapolis, played 1985-86 with Colts . . . was released before start of 1987 season . . . signed with Saints as free agent, 1988.

**MARVIN CEPHUS**,\*Wide Receiver, Tulane . . . 5-10, 170 . . . born 3/10/65 at Houston, Tex . . . attended Waltrip High School in Houston . . . single . . . signed with Saints as free agent, 1988.

**PAUL COFFMAN**, Tight End, Kansas State . . . 6-3, 225 . . . born 3/29/56 at St. Louis, Mo . . . attended Chase (Kansas) High School . . . married (Amy) with two children . . . signed as free agent with Green Bay, 1979, played with Packers 1979-85 . . . released, signed with Kansas City, played there 1986-87 . . . while with Green Bay, had three seasons with more than 50 catches . . . career stats in 150 games, 102 starts: 339 catches, 4,340 yards, 42 TDs . . . was not signed by Chiefs, signed with Saints as free agent, 1988.

**MIKE CROW**, Punter, Northwestern Louisiana . . . 6-2, 200 . . . born 6/16/64 at Little Rock, Ark . . . attended Joe T. Robinson High School in Little Rock . . . married . . . went to camp with Pittsburgh and St. Louis in 1987 . . . signed with Saints as free agent, 1988.

**JOE DEFOREST**, Linebacker, Southwestern Louisiana . . . 6-1, 240 . . . born 4/17/65 at Teaneck, New Jersey . . . attended Titusville (Florida) High School . . . training camp with Houston in 1987 . . . was all-Louisiana 1985-86 and all-South at USL in 1986 . . . was working as logistics engineer at Kennedy Space Center and assistant football coach at Titusville High School when contacted by Saints for 1987 replacement games, started all three games at outside linebacker. . . signed as free agent, 1988.

**KEITH FOURCADE**, Linebacker, Mississippi . . . 5-11, 225 . . . born 10/20/61 at Marrero, Louisiana. . . attended Shaw High School in Marrero . . . single . . . played with Saskatchewan (CFL) 1983-84 . . . Memphis (USFL) 1984-85 . . . Hamilton (CFL) 1987 . . . was coaching football at West Jefferson High School when Saints called him for 1987 replacement games, saw action in two of three games . . . signed as free agent, 1988 . . . brother of QB John Fourcade, also on Saints roster.

**SAL GENILLA**, Quarterback, Pittsburgh . . . 6-3, 205 . . . born 1/8/65 at San Francisco, Calif . . . attended Aragon High School in San Mateo, Calif . . . single . . . signed with Saints as free agent, 1988.

**DARRYL HAMMOND**, Defensive Back, Virginia . . . 6-3, 208 . . . born 9/24/66 at Tappahomnock, Va . . . attended Essex High School in Tappahamnock . . . single . . . signed with Saints as free agent, 1988.

**HERBERT HARRIS**, Wide Receiver, Lamar . . . 6-1, 200 . . . born 5/4/61 at Houston, Tex . . . attended Kashmere High School in Houston . . . single . . . played with USFL's Philadelphia/Baltimore Stars 1984-85, came to Saints in 1986, played 1986-87 in New Orleans . . . released 12/24/87 . . . signed with Saints as free agent, 1988.

**KEITH HENDERSON**, Cornerback, Texas Tech . . . 5-10, 187 . . . born 9/11/65 at Kaufman, Tex . . . attended Terrell (Tex.) High School . . . single . . . signed with Saints as free agent, 1988.


**JOE HOPKINS**, Wide Receiver, East Texas State . . . 5-10, 182 . . . born 4/28/65 at Monroe, La . . . attended Neville High School in Monroe . . . single . . . signed with Saints as free agent, 1988.

**GARLAND JEAN BATISTE**, Running Back, LSU . . . 6-0, 208 . . . born 4/2/65 at Lafayette, La . . . attended St. Martinville (La.) High School . . . single . . . played in all three Saints replacement games in

**THE THIRST QUENCHER  
OF THE SAINTS**



**KENTWOOD®**



**100% Natural  
Spring Water**

**THE WATER OF THE SAINTS**

**PROUD SPONSORS OF THE NEW ORLEANS SAINTS**

1987, gained 18 yards in eight carries . . . signed with Saints as free agent, 1988.

**KIRK JONES**, Running Back, Nevada-Las Vegas . . . 5-10, 215 . . . born 1/5/65 at Long Beach, Calif . . . attended Poly High School in Long Beach . . . single . . . went to camp with New England in 1987 . . . signed for replacement schedule by Cleveland, 1987 . . . Saints obtained him during replacement games in trade with Browns . . . was in camp with Saints one game, inactive that game . . . signed with Saints as free agent, 1988.

**KEN KAPLAN**, Offensive Line, New Hampshire . . . 6-5, 270 . . . born 1/12/60 at Boston, Massachusetts . . . attended Brockton (Mass.) High School . . . married . . . played in 32 games with Tampa 1983-86, started two . . . camp with Green Bay in 1987 . . . was working part-time with United Parcel Service and going to school fulltime when contacted by Saints for 1987 replacement games, started at tackle all three games . . . signed as free agent, 1988.

**JEFF KEITH**, Guard, Texas Tech . . . 6-3, 275 . . . born 10/25/65 at Ft. Collins, Colo . . . attended Estacado High School in Lubbock, Texas . . . single . . . signed with Saints as free agent, 1988.

**FLORIAN KEMPF**, Kicker, Penn . . . 5-9, 165 . . . born 5/25/56 at Philadelphia, Pennsylvania . . . attended Cardinal Dougherty High School in Philadelphia . . . single . . . played with Houston 1982-85 . . . signed with Saints for final replacement game 1987, kicked four field goals in 19-17 New Orleans win . . . signed with Saints as free agent, 1988.

**JOHN MANDARICH**, Nose Tackle, Kent State . . . 6-4, 281 . . . born 8/1/61 at Thunderbay, Ontario, Canada . . . attended White Oak High School in Oakville, Ontario . . . single . . . played with Edmonton Eskimos of CFL, 1984-87 . . . signed with Saints as free agent, 1988.

**TIM MCCABE**, Linebacker, Morningside College . . . 6-3, 230 . . . born 1/16/65 at Sheldon, Ind . . . attended Milford (Ind.) High School . . . single . . . signed with Saints as free agent, 1988.

**JAMES MCKINLEY**, Cornerback, Tulane . . . 5-8, 175 . . . born 7/18/66 at Chicago, Illinois . . . attended CVS High School in Chicago . . . single . . . signed with Saints as free agent, 1988.

**KEVIN MCKINNEY**, Guard/Tackle, Arizona . . . 6-3, 270 . . . born 6/9/65 at Borger, Texas . . . attended Borger (Texas) High School . . . single . . . signed with Saints as free agent, 1988.

**EDMUND NELSON**, Nose Tackle, Auburn . . . 6-4, 260 . . . born 4/30/60 at Live Oak, Florida . . . attended C. Leon King High School in Tampa, Florida . . . single . . . drafted in 7th round by Pittsburgh in 1982 . . . played 1982-87 with Steelers . . . has played in 73 games, started 42 . . . has 16 sacks in his six years in Pittsburgh . . . best season was 1986 when he started every game . . . had most sacks in 1984, seven . . . was claimed on waivers by Saints from Steelers, 1988.

**DAVE ORNDORFF**, Center, Oregon State . . . 6-0, 273 . . . born 4/4/64 at Auburn, Washington . . . attended Kent-Meridian High School in Kent, Wash . . . married . . . signed with Saints as free agent, 1988.

**ANTHONY ROBINSON**, Wide Receiver, Elizabeth City State . . . 6-3, 187 . . . born 4/15/66 at Washington, D.C . . . attended Wheaton (Md.) High School . . . single . . . signed with Saints as free agent, 1988.

**DAVID SOLON**, Tackle/Guard, St. Cloud State . . . 6-5, 275 . . . born 2/15/66 at Bloomington, Minn . . . attended Columbia Heights (Minn.) High School . . . single . . . signed with Saints as free agent, 1988.

**THOMAS SQUIRES**, Linebacker, Tennessee Tech . . . 6-2, 228 . . . born 9/21/64 at Newbern, North Carolina . . . attended Pamlico County High School in Buyboro, N.C . . . single . . . signed with Saints as free agent, 1988.

**TYLER WARE**, Guard/Tackle, Angelo State . . . 6-4, 275 . . . born 9/13/63 at Graham, Texas . . . attended Graham (Texas) High School . . . married . . . signed with Saints as free agent, 1988.

**NAY YOUNG**, Defensive Back, Georgia Southern . . . 5-9, 194 . . . born 2/10/65 at Savannah, Ga . . . attended Savannah (Ga.) High School . . . single . . . signed with Saints as free agent, 1988.

# 1987 GAME SUMMARIES

## SAINTS 28, BROWNS 21

Sept. 13 at Superdome (59,900)

Special teams made the first big play of the day, blocking a field goal that led to the first Saints score and a 7-0 lead. Cleveland's potent offense tied things up after a lengthy drive, and the game was tied, 7-7 at halftime. On the Browns' second play of the third quarter, linebacker Pat Swilling forced a fumble, and the Saints took over at the Cleveland 27-yard line. Two plays later, Bobby Hebert hit tight end Hoby Brenner with the team's second TD. Cleveland came right back to tie the game at 14, and the Saints mounted yet another drive to regain the lead on Dalton Hilliard's run from shotgun formation. Cleveland responded with another long drive and the game's third tie. But the fourth quarter was all New Orleans, as the Saints sacked Bernie Kosar four times in the period, twice for safeties by Bruce Clark and Brett Maxie. Rueben Mayes opened the season with 147 rushing yards, the seventh 100-plus game of his career. Punter Brian Hansen kicked five times, and all five rolled dead inside the 20-yard line.

Cleveland.....	0	7	7	7-21
New Orleans.....	7	0	14	7-28

### SCORING

N.O.—Brenner 5 pass from Hebert (Andersen kick)  
Cle.—Weathers 7 pass from Kosar (Jaeger kick)  
N.O.—Brenner 16 pass from Hebert (Andersen Kick)  
Cle.—Brennan 30 pass from Kosar (Jaeger kick)  
N.O.—Hilliard 5 run (Andersen kick)  
Cle.—Kosar 3 run (Jaeger kick)  
N.O.—Safety, Kosar tackled in end zone by B. Clark  
N.O.—Safety, Kosar tackled in end zone by B. Maxie  
N.O.—Andersen 39 field goal

### TEAM STATISTICS

	Cleveland	New Orleans
First Downs.....	25	21
Rushes-Yards.....	23-93	34-191
Passing Yards.....	294	147
Return Yards.....	43	123
Passes.....	28-39-1	13-22-0
QB Sacked-Yards.....	4-20	1-2
Punts.....	0-0	5-41.6
Fumbles-Lost.....	1-1	0-0
Penalties-Yards.....	3-30	7-74

### RUSHING

Cleveland—Byner 10-45; Mack 11-39; Manoa 1-8; Kosar 1-3, 1 TD.  
New Orleans—Mayes 24-147; Hebert 1-13; Jordan 5-12; Gray 1-11; Hilliard 2-5, 1 TD; Word 1-3.

### PASSING

Cleveland—Kosar 28-39-1, 314 yds, 2 TDs.  
New Orleans—Hebert 13-22-0, 149 yds, 2 TDs.

### RECEIVING

Cleveland—Byner 8-61; Langhorne 5-85; Newsome 5-43; Brennan 4-65, 1 TD; Slaughter 2-28; Mack 2-17; Manoa 1-8; Weathers 1-7, 1 TD.  
New Orleans—Brenner 5-68, 2 TDs; Martin 2-29; Gray 2-18; R. Clark 1-11; Jones 1-11; Tice 1-10; Jordan 1-2.

## EAGLES 27, SAINTS 17

Sept. 20 at Veterans Stadium (57,485)

The Saints jumped out to a 10-0 first quarter lead on Morten Andersen's 45-yard field goal, and a TD pass from Bobby Hebert to tight end John Tice set up by cornerback Dave Wayner's interception. But when Eagles punter John Teltschik turned what would have been a blocked punt a 23-yard gain and a first down, Philadelphia turned the game around. The Eagles got cranked up in the second period scoring 17 points to take the lead. In the third quarter, Mel Gray fumbled an Eagles punt, Gray, involved in an altercation following the fumble, was ejected from the game. Philadelphia converted the opportunity into a field goal and a 20-10 lead. On the next Saints offensive play, Hebert was sacked, fumbled, and the Eagles scored with the loose ball. Dave Wilson replaced Hebert at quarterback, and hit Tice for a late TD. Mayes was held to only 20 yards in 13 carries on the day, and the Saints gained only 32 yards on the ground.

New Orleans.....	10	0	0	7-17
Philadelphia.....	0	17	3	7-27

### SCORING

N.O.—Andersen 45 field goal  
N.O.—Tice 6 pass from Hebert (Andersen kick)  
Phi.—McFadden 30 field goal  
Phi.—Quick 19 pass from Cunningham (McFadden kick)  
Phi.—Jackson 25 pass from Cunningham (McFadden kick)  
Phi.—McFadden 30 field goal  
Phi.—Joyner 18 fumble return (McFadden kick)  
N.O.—Tice 27 pass from Wilson (Andersen kick)

### TEAM STATISTICS

	New Orleans	Philadelphia
First Downs.....	14	19
Rushes-Yards.....	18-32	43-161
Passing Yards.....	188	175
Return Yards.....	75	59
Passes.....	18-39-3	19-34-1
QB Sacked-Yards.....	3-22	3-20
Punts.....	6-33	7-34.1
Fumbles-Lost.....	2-2	5-2
Penalties-Yards.....	8-47	4-45

### RUSHING

New Orleans—Mayes 13-20; Hebert 1-9; Hilliard 1-3; Jordan 1-2; Word 1-(-2).  
Philadelphia—Tautalatasi 13-53; Cunningham 8-32; Haddix 12-28; Teltschik 1-23; Morse 6-14; Jackson 1-6; Byars 2-4.

### PASSING

New Orleans—Hebert 14-32-3, 127 yds, 1 TD; Wilson 4-7-0 83 yds, 1 TD.  
Philadelphia—Cunningham 19-34-1, 195 yds, 2 TDs.

### RECEIVING

New Orleans—Tice 5-64, 2 TDs; Jones 3-38; Martin 2-41; Brenner 2-27; Clark 2-27; Mayes 2-3; Jordan 1-11; Gray 1-(-1).  
Philadelphia—Quick 7-83, 1 TD; Spagnola 4-37; Tautalatasi 3-16; Jackson 2-46, 1 TD; Haddix 2-3; Byars 1-10.

## SAINTS 37, RAMS 10

Oct. 4 at Superdome (29,745)

In the first replacement game, the Saints came out firing with John Fourcade at the controls. Fourcade directed the Saints on a 17-play drive to a 7-0 lead in the first quarter, as the Rams ran only seven plays in the period. The scoring explosion started by Reggie Sutton's blocked punt that he picked up and ran in for a score. Cornerback Michael Adams covered a Rams fumble on the next series, and Fourcade hit wide receiver Eric Martin for a TD five plays later. Another long drive, 12 plays resulted in Vincent Alexander's run, and a 27-0 Saints lead. Leading 30-3, Fourcade hit tight end Mike Waters for an 82-yard TD, the team's longest scoring pass ever. The Saints defense limited Los Angeles to only three first downs in the first half, 12 overall. New Orleans controlled the ball for over 37 minutes of the game, and was 14 of 18 on third-down conversions.

Los Angeles.....	0	0	3	7-10
New Orleans.....	7	23	0	7-37

### SCORING

N.O.—O'Neal 1 pass from Fourcade (Cofer kick)  
N.O.—Sutton 13 blocked punt return (kick failed)  
N.O.—Martin 11 pass from Fourcade (Cofer kick)  
N.O.—Alexander 1 run (Cofer Kick)  
N.O.—Cofer 27 field goal  
L.A.—Lansford 37 field goal  
N.O.—Waters 82 pass from Fourcade (Cofer kick)  
L.A.—Mobley 40 pass from Quarles (Langsford kick)

### TEAM STATISTICS

	Los Angeles	New Orleans
First Downs.....	12	19
Rushes-Yards.....	22-72	43-154
Passing Yards.....	135	195
Return Yards.....	214	27
Passes.....	11-30-1	16-21-1
QB Sacked-Yards.....	2-14	1-27
Punts.....	4-35	3-47
Fumbles-Lost.....	1-1	2-8
Penalties-Yards.....	4-38	9-87

### RUSHING

Los Angeles—Francis 8-37; White 9-18; Williams 2-9; Quarles 1-8; Dils 1-0; Guman 1-0.  
New Orleans—Alexander 21-71, 1 TD; Fourcade 6-39; Beverly 8-32; Rodenberger 8-12.

### PASSING

Los Angeles—Dils 10-27-0, 109 yds; Quarles 1-3-1, 40 yds, 1 TD.  
New Orleans—Fourcade 16-21-1, 222 yds, 3 TDs.

### RECEIVING

Los Angeles—Guman 3-29; Mobley 2-53, 1 TD; Moore 2-44; White 2-5; Henry 1-13; McDonald 1-5.  
New Orleans—Dawsey 6-79; Martin 2-21, 1 TD; Walker 2-15; Scott 2-9; Waters 1-82, 1 TD; O'Neal 1-1, 1 TD.

## CARDINALS 24, SAINTS 19

Oct. 11 at Busch Stadium (11,795)

New Orleans opened the game with a 14-play drive, but the 15th play, a field goal attempt, turned into a Cardinals score when holder Kevin Ingram fumbled the snap. John Fourcade was injured in the second quarter, and trailing 10-0, Ingram again fumbled attempting to pass. That fumble was also returned for a score and a 17-0 Cardinals lead. At halftime, the Saints had 17 first downs to St. Louis' two, and controlled the ball over 24 minutes of the half. Fourcade returned in the second half, and closed the gap to 24-19, but Dwight Beverly's fumble killed the Saints' final legitimate scoring opportunity. Beverly ran for 139 yards on the ground and scored twice. The Saints offense tallied 30 first downs, 368 total yards, and converted 12 of 18 third-down opportunities. The defense held St. Louis to 143 yards total offense, and only four yards net passing.

New Orleans.....	0	6	6	7-19
St. Louis.....	10	7	0	7-24

### SCORING

St.—Jackson 77 fumble return (Staurovsky kick)  
St.—Staurovsky 24 field goal  
St.—Smith 29 fumble return (Staurovsky kick)  
N.O.—Martin 5 pass from Ingram (kick failed)  
N.O.—Beverly 3 run (kick failed)  
St.—Garza 2 run (Staurovsky kick)  
N.O.—Beverly 5 run (Cofer kick)

### TEAM STATISTICS

	New Orleans	St. Louis
First Downs.....	30	9
Rushes-Yards.....	48-213	31-139
Passing Yards.....	155	4
Return Yards.....	110	102
Passes.....	17-36-1	3-10-1
QB Sacked-Yards.....	3-27	1-7
Punts.....	2-43	5-35
Fumbles-Lost.....	4-3	0-0
Penalties-Yards.....	8-70	11-72

### RUSHING

New Orleans—Beverly 35-139, 2 TDs; Fourcade 5-57; Rodenberger 5-16; Ingram 2-14; Barnhardt 1-(-13).  
St. Louis—McAdoo 20-94; Ferrell 7-34; Garza 3-13, 1 TD; Halloran 1-(-2).

### PASSING

New Orleans—Fourcade 16-34-1, 177 yds; Ingram 1-2-0, 5 yds, 1 TD.  
St. Louis—Halloran 2-7-1, 5 yds; Garza 1-3-0, 6 yds.

### RECEIVING

New Orleans—Martin 7-101, 1 TD; Dawsey 3-19; Waters 2-33; Scott 2-14; O'Neal 2-9; Rodenberger 1-6.  
St. Louis—Smith 2-5; McAdoo 1-6.

## SAINTS 19, BEARS 17

Oct. 18 at Soldier Field (46,813)

It was the last replacement game, and everyone knew it from the outset. But with a chance to go out winners against the Bears, the Saints came to play. However, the first-half jinx that started in St. Louis continued against Chicago, as a Fourcade interception and a Michael Adams fumble on a kickoff resulted in ten early points. Later, Reggie Sutton blocked a Bears punt, but was called for holding on the play and a teammate recovered the ball for an apparent score. The Bears drove to another TD on that drive for a 17-3 lead. Fourcade hit Eric Martin just before halftime, and kicker Florian Kempf hit three second-half field goals for a 19-17 lead. Reggie Sutton intercepted his third pass of the day to end the last Bears possession, sealing the victory. Another great defensive day, the Saints limited the Bears to 133 total yards, and the offense controlled the ball for over 34 minutes of the game.

New Orleans.....	0	10	3	6-19
Chicago.....	10	7	0	0-17

### SCORING

Chi.—Lashar 22 field goal  
Chi.—Brewer 8 pass from Bradley (Lashar kick)  
N.O.—Kempf 48 field goal  
Chi.—Kozlowski 18 pass from Bradley (Lashar kick)  
N.O.—Martin 14 pass from Fourcade (Kempf kick)  
N.O.—Kempf 31 field goal  
N.O.—Kempf 42 field goal  
N.O.—Kempf 21 field goal

### TEAM STATISTICS

New Orleans	Chicago
First Downs.....18	11
Rushes-Yards.....40-112	25-67
Passing Yards.....179	66
Return Yards.....110	128
Passes.....16-35-1	9-29-4
QB Sacked-Yards.....3-19	5-39
Punts.....6-42.7	9-36.7
Fumbles-Lost.....5-2	1-0
Penalties-Yards.....6-68	3-18

### RUSHING

New Orleans—Beverly 19-46; Fourcade 8-38; Jean Baptiste 8-18; Rodenberger 4-7; Riordan 1-3.  
Chicago—Heimuli 15-37; Brewer 8-34; Clark 1-(-1); Bradley 1-(-3).

### PASSING

New Orleans—Fourcade 16-34-1, 198 yds, 1 TD; Riordan 0-1-0.  
Chicago—Bradley 6-18-3, 77 yds, 2 TDs; Payton 3-11-1, 28 yds.

### RECEIVING

New Orleans—Martin 5-84, 1 TD; Dawsey 4-44; Waters 2-25; Scott 2-12; Thomas 1-14; Rodenberger 1-11; Beverly 1-8.  
Chicago—Kozlowski 3-47, 1 TD; Brewer 3-33, 1 TD; Mullen 1-13; Knapczyk 1-9; Heimuli 1-3.

## 49ERS 24, SAINTS 22

Oct. 25 at Superdome (60,497)

The Saints controlled the ball for over 35 minutes of the game, gaining a 379-303 yardage advantage over the 49ers, but a Morten Andersen 52-yard field goal sailed left at the final gun. New Orleans was flagged five times in the first half for pass interference as the 49ers led, 17-6 at halftime. In the third quarter, the 49ers did not gain a first down as Andersen kicked two more field goals and a 17-12 deficit. On the first drive of the final quarter, Van Jakes blocked a 49ers punt, and Alvin Toles carried it in the end zone as the Saints took a 19-17 lead. But Montana moved San Francisco 80 yards in only five plays to a 24-19 lead. Andersen's fifth field goal made it 24-22, but after holding the 49ers, the Saints could only get to the San Francisco 35-yard line. Following the game, head coach Jim Mora pronounced the Saints "not good enough" to beat the 49ers that day.

San Francisco.....	7	10	0	7-24
New Orleans.....	3	3	6	10-22

### SCORING

N.O.—Andersen 39 field goal  
S.F.—Rice 8 pass from Montana (Wersching kick)  
S.F.—Heller 39 pass from Montana (Wersching kick)  
S.F.—Wersching 31 field goal  
N.O.—Andersen 49 field goal  
N.O.—Andersen 19 field goal  
N.O.—Andersen 19 field goal  
N.O.—Toles 11 blocked punt return (Andersen kick)  
S.F.—Wilson 14 pass from Montana (Wersching kick)  
N.O.—Andersen 37 field goal

### TEAM STATISTICS

San Francisco	New Orleans
First Downs.....23	20
Rushes-Yards.....26-75	43-177
Passing Yards.....228	202
Return Yards.....66	94
Passes.....18-32-0	14-27-1
QB Sacked-Yards.....4-28	0-0
Punts.....6-34.3	3-45
Fumbles-Lost.....2-2	4-1
Penalties-Yards.....4-36	7-83

### RUSHING

San Francisco—Craig 15-55; Dubose 3-9; Flager 4-8; Montana 4-3.  
New Orleans—Mayes 29-144; Hilliard 6-18; Hebert 1-11; Word 5-7; Gray 2-(-1).

### PASSING

San Francisco—Montana 18-32-0, 256 yds, 3 TDs.  
New Orleans—Hebert 14-27-1, 202 yds.

### RECEIVING

San Francisco—Rice 6-89, 1 TD; Craig 5-50; Wilson 3-38, 1 TD; Heller 1-39, 1 TD; Flager 1-24, 1 TD; Taylor 1-13; Francis 1-3.  
New Orleans—Hill 4-93; Jones 3-67; Brenner 2-22; Gray 2-8; Mayes 2-8; Tice 1-4.

## SAINTS 38, FALCONS 0

Nov. 1 at Atlanta-Fulton County Stadium (42,196)

Playing on the franchise's 21st birthday, the Saints offense opened in a big way, scoring TDs on three of its first four possessions, and had 213 yards at halftime to the Falcons' 99. Where the Falcons had limited success moving the ball in the first half, they had none in the second, and Atlanta moved for only three first downs in the half. Atlanta was victimized for five interceptions and four sacks in the game, and gained only 55 yards on the ground. The Saints held the ball for over 37 minutes of the game, and amassed 410 total yards. Mel Gray capped the game with his first NFL rushing TD late in the game. The Saints' 244 rushing yards was the team's most of the season. The shutout was the first for the Saints since a 10-0 win over Chicago in 1982.

New Orleans.....	14	7	3	14-38
Atlanta.....	0	0	0	0-0

### SCORING

N.O.—Jones 7 pass from Hebert (Andersen kick)  
N.O.—Word 1 run (Andersen kick)  
N.O.—Hilliard 5 run (Andersen kick)  
N.O.—Andersen 49 field goal  
N.O.—Hilliard 30 run (Andersen kick)  
N.O.—Gray 3 run (Andersen kick)

### TEAM STATISTICS

New Orleans	Atlanta
First Downs.....29	12
Rushes-Yards.....42-244	16-55
Passing Yards.....166	128
Return Yards.....65	22
Passes.....16-26-0	14-29-5
QB Sacked-Yards.....1-5	4-28
Punts.....3-42	5-43
Fumbles-Lost.....0-0	0-0
Penalties-Yards.....8-73	6-51

### RUSHING

New Orleans—Mayes 19-112; Hilliard 10-63, 2 TDs; Gray 5-27, 1 TD; Hebert 3-24; Word 5-18, 1 TD.  
Atlanta—Riggs 14-46; Dixon 1-7; Flowers 1-2.

### PASSING

New Orleans—Hebert 16-26-0, 171 yds, 1 TD.  
Atlanta—Campbell 14-29-5, 156 yds.

### RECEIVING

New Orleans—Jones 4-54, 1 TD; Mayes 4-20; Brenner 2-40; Hilliard 2-25; Martin 2-24; Word 2-8.  
Atlanta—Bailey 6-89; Matthews 3-32; Dixon 2-24; Riggs 2-8; Cox 1-3.

## SAINTS 31, RAMS 14

Nov. 8 at Anaheim Stadium (54,920)

Needing a win to stay in the NFC West race and set up a showdown with San Francisco the following week, the Saints jumped out to a 17-0 lead early in the second quarter. Dalton Hilliard hit John Tice on a halfback pass to scored the Saints' second TD. Hilliard's fumble set up the Rams' first score, and New Orleans led, 17-7 at halftime. The Rams came out in the second half with a 77-yard drive to a TD, cutting the lead to 17-14. But Brett Maxie intercepted a Rams pass on the next Los Angeles possession, and Rueben Mayes reopened the gap to 24-14. Later, Lonzell Hill finished the day's scoring with the first TD catch of his career. Hilliard was the star of the day offensively, rushing for 92 yards, and caught four passes for 84 yards and a score. The Saints rolled up 443 total offensive yards and controlled the ball for almost 37 minutes of the game.

New Orleans.....	10	7	7	7-31
Los Angeles.....	0	7	7	0-14

### SCORING

N.O.—Andersen 32 field goal  
N.O.—Hilliard 38 pass from Hebert (Andersen kick)  
N.O.—Tice 23 pass from Hilliard (Andersen kick)  
L.A.—Johnson 8 pass from Everett (Langford kick)  
L.A.—Bell 32 pass from Everett (Langford kick)  
N.O.—Mayes 2 run (Andersen kick)  
N.O.—Hill 3 pass from Hebert (Andersen kick)

### TEAM STATISTICS

New Orleans	Los Angeles
First Downs.....20	18
Rushes-Yards.....44-232	22-102
Passing Yards.....443	304
Return Yards.....81	102
Passes.....13-21-1	17-34-2
QB Sacked-Yards.....0-0	0-0
Punts.....3-44.7	5-43.2
Fumbles-Lost.....1-1	1-1
Penalties-Yards.....8-62	5-41

### RUSHING

New Orleans—Hilliard 14-92; Mayes 23-81, 1 TD; Word 4-31; Hebert 2-25; Jordan 1-3.  
Los Angeles—White 12-54; Bell 7-28; Everett 2-17; Guman 1-3.

### PASSING

New Orleans—Hebert 12-20-1, 188 yds, 1 TDs; Hilliard 1-1-0, 23 yds, 1 TD.  
Los Angeles—Everett 17-34-2, 202 yds 2 TDs.

### RECEIVING

New Orleans—Hilliard 4-84, 1 TD; Martin 2-33; Brenner 2-29; Jones 1-30; Tice 1-23, 1 TD; Gray 1-5; Mayes 1-4; Hill 1-3, 1 TD.  
Los Angeles—Ellard 5-73; Bell 5-59, 1 TD; Johnson 3-15, 1 TD; Hill 1-22; House 1-15; Young 1-14; Brown 1-4.

## SAINTS 26, 49ERS 24

Nov. 15 at Candlestick Park (60,436)

San Francisco owned all the stats, but Morten Andersen succeeded where he missed in the last meeting, canning a 40-yard field goal in the final two minutes of play for the final lead. Time ran out before San Francisco could get into field goal range. Andersen gave the Saints a 9-7 lead at halftime with three field goals. Mike Jones opened the second half with a short catch, broke a tackle and raced into the end zone to give New Orleans a 16-7 lead. The 49ers retaliated with a 50-yard halfback pass to close to within two points. Reggie Sutton blocked a 49ers field goal attempt, and Johnnie Poe scooped up the ball, scoring to regain the Saints nine-point advantage. The 49ers gained the lead with less than three minutes remaining, but Bobby Hebert hit two big passes to Eric Martin to set up Andersen's field goal. The 49ers outgained the Saints 402-261, but their lead in the NFC West was cut to a single game.

New Orleans.....	3	6	14	3-26
San Francisco.....	7	0	7	10-24

### SCORING

N.O.—Andersen 50 field goal  
S.F.—Rice 46 pass from Young (Wersching kick)  
N.O.—Andersen 27 field goal  
N.O.—Andersen 51 field goal  
N.O.—Jones 43 pass from Hebert (Andersen kick)  
S.F.—Rice 50 pass from Sydney (Wersching kick)  
N.O.—Poe 61 blocked punt return (Andersen kick)  
S.F.—Wersching 35 field goal  
S.F.—Heller 29 pass from Montana (Wersching kick)  
N.O.—Andersen 40 field goal

### TEAM STATISTICS

	New Orleans	San Francisco
First Downs.....	16	20
Rushes-Yards.....	31-105	29-144
Passing Yards.....	156	258
Return Yards.....	144	152
Passes.....	10-27-1	22-36-2
QB Sacked-Yards.....	3-25	3-16
Punts.....	3-43-3	2-36-5
Fumbles-Lost.....	0-0	2-0
Penalties-Yards.....	5-35	6-62

### RUSHING

New Orleans—Mayes 20-75; Hilliard 11-30  
San Francisco—Craig 17-65; Young 4-24; Rice 2-22; Montana 2-16; Rathman 3-13; Sydney 1-4.

### PASSING

New Orleans—Hebert 10-27-1, 181 yds 1 TD.  
San Francisco—Montana 16-29-2, 144 yds, 2 TDs; Young 5-6-0, 80 yds; Sydney 1-1-0, 50 yds, 1 TD.

### RECEIVING

New Orleans—Martin 3-59; Jones 1-43, 1 TD; Hill 1-23; Hilliard 1-15; Word 1-14; Brenner 1-11; Pattison 1-10; Tice 1-6.  
San Francisco—Craig 10-43; Rice 4-108, 2 TDs; Frank 2-31; Rathman 2-23; Heller 1-29, 1 TD; Francis 1-16; Taylor 1-15; Wilson 1-9.

## SAINTS 23, GIANTS 14

Nov. 22 at Superdome (67,639)

Looking for a team-record four consecutive wins, the Saints gained an early 3-0 lead via Morten Andersen on the game's first drive. But following a Dalton Hilliard fumble, the Giants hit a big TD pass for a 7-3 lead. New Orleans responded, going 77 yards in 15 plays to regain the lead at 10-7. Brett Maxie set up the final score of the first half with an interception, and Andersen made it 13-7 Saints with a field goal as time ran out. The Giants intercepted Bobby Hebert after Atkins picked off Jeff Rutledge on the first play. New York converted on the interception with one long pass, and a 14-13 lead. New Orleans could manage only three first downs in the second half, but one of them followed a Dave Waymer fumble recovery when Eric Martin scored to regain the lead for the Saints. Later, Johnnie Poe blocked a Giants punt to set up Andersen's field goal that put the game out of reach.

New York.....	0	7	7	0-14
New Orleans.....	3	10	0	10-23

### SCORING

N.O.—Andersen 19 field goal  
NYG.—Baker 46 pass from Rutledge (Allegre kick)  
N.O.—Word 1 run (Andersen kick)  
N.O.—Andersen 43 field goal  
NYG.—Bavaro 22 pass from Rutledge (Allegre kick)  
N.O.—Martin 22 pass from Hebert (Andersen kick)  
N.O.—Andersen 28 field goal

### TEAM STATISTICS

	New York	New Orleans
First Downs.....	16	16
Rushes-Yards.....	17-75	37-103
Passing Yards.....	223	175
Return Yards.....	57	140
Passes.....	20-36-5	17-27-1
QB Sacked-Yards.....	5-41	3-19
Punts.....	4-37	7-37-7
Fumbles-Lost.....	3-2	1-1
Penalties-Yards.....	6-51	5-37

### RUSHING

New York—Rouson 8-35; Adams 7-19; Galbreath 1-17; Rutledge 1-4.  
New Orleans—Mayes 24-84; Word 6-21, 1 TD; Hilliard 5-9; Hebert 1-(-2); Hill 1-(-9).

### PASSING

New York—Rutledge 20-36-5, 264 yds, 2 TDs.  
New Orleans—Hebert 17-27-1, 194 yds, 1 TD.

### RECEIVING

New York—Adams 6-44; Baker 4-100, 1 TD; Bavaro 3-43, 1 TD; Manuel 3-36; Rouson 3-34; Galbreath 1-7.  
New Orleans—Hilliard 8-81; Hill 3-53; Martin 2-33, 1 TD; Brenner 2-14; Tice 1-8; Pattison 1-5.

## SAINTS 20, STEELERS 16

Nov. 29 at Three Rivers Stadium

(47,896)

The Saints traveled to Pittsburgh with the chance of establishing the first-ever winning season. Both teams started slowly, with Morten Andersen's field goal the only scoring of the first quarter. But the Steelers got on the board on a return of a Bobby Hebert pass for a TD, and scored late in the half on a run. Down 14-3, the Saints drove 86 yards with the second-half kickoff and got into the end zone to cut the Steelers lead to 14-10. In the fourth quarter, Gene Atkins recovered a Steeler fumble that the Saints moved into the end zone for a 17-16 lead. Milton Mack intercepted Pittsburgh's next pass, and Andersen widened the lead to 20-16. In the final six minutes, Pittsburgh ran six plays inside the New Orleans ten-yard line, but the game ended as Dave Waymer intercepted a pass on the Saints' one-yard line to seal the win.

New Orleans.....	3	0	7	10-20
Pittsburgh.....	0	14	0	2-16

### SCORING

N.O.—FG Andersen 25  
PGH.—Woodruff 33 interception return (Anderson kick)  
PGH.—Abercrombie 5 run (Anderson kick)  
N.O.—Mayes 5 run (Anderson kick)  
N.O.—Martin 19 pass from Hebert (Andersen kick)  
N.O.—FG Andersen 32  
PGH.—Carr forces Hansen out of bounds for safety

### TEAM STATISTICS

	New Orleans	Pittsburgh
First Downs.....	15	17
Rushes-Yards.....	38-114	32-112
Passing Yards.....	144	172
Return Yards.....	133	138
Passes.....	14-24-1	16-31-3
QB Sacked-Yards.....	2-10	4-41
Punts.....	6-42	6-38
Fumbles-Lost.....	4-1	5-3
Penalties-Yards.....	7-64	4-38

### RUSHING

New Orleans—Mayes 22-73, 1 TD; Hilliard 11-39; Word 2-5; Hebert 2-0; Hansen 1-(-3).  
Pittsburgh—Pollard 19-74; Abercrombie 9-36, 1 TD; Carter 1-2; Hoge 1-1; Malone 2-(-1).

### PASSING

New Orleans—Hebert 14-23-1, 154 yds, 1 TD; Wilson 0-1-0.  
Pittsburgh—Malone 16-31-3, 213 Yds.

### RECEIVING

New Orleans—Jones 5-65; Martin 3-43; 1 TD; Mayes 2-1; Brenner 1-20; Hill 1-13; Word 1-7; Hilliard 1-5.  
Pittsburgh—Sweeney 5-77; Stallworth 4-68; Thompson 3-41; Carter 3-30; Pollard 1-(-3).

## SAINTS 44, BUCS 34

Dec. 6 at Superdome (66,471)

Able to clinch its first-ever playoff spot, the Saints took little time putting the ball in the end zone. Bruce Clark recovered a fumble on the game's third play, and Bobby Hebert hit John Tice four plays later. Another fumble on the next Bucs possession resulted in another Hebert-to-Tice TD pass. Mel Gray returned a second-quarter punt 80 yards to the Tampa Bay four-yard line to set up another score, and Gray struck again in the third quarter, returning 50 yards to the Bucs three. Ahead 38-10, the Saints held on for the win, guaranteeing them at least a wild-card spot in the playoffs. The win perpetuated the NFL's longest current winning streak at six.

Tampa Bay.....	7	3	10	14-34
New Orleans.....	14	14	10	6-44

### SCORING

N.O.—Tice 8 pass from Hebert (Andersen kick)  
N.O.—Tice 6 pass from Hebert (Andersen kick)  
T.B.—Testaverde 1 run (Igwebuikie kick)  
N.O.—Mayes 7 run (Andersen kick)  
N.O.—Hilliard 3 run (Andersen kick)  
T.B.—Igwebuikie 37 field goal  
N.O.—Andersen 40 field goal  
N.O.—Mayes 2 run (Andersen kick)  
T.B.—Carrier 37 pass from Testaverde (Igwebuikie kick)  
T.B.—Igwebuikie 43 field goal  
N.O.—Andersen 24 field goal  
T.B.—Hill 12 pass from Testaverde (Igwebuikie kick)  
N.O.—Andersen 32 field goal  
T.B.—Howard 2 run (Igwebuikie kick)

### TEAM STATISTICS

	Tampa Bay	New Orleans
First Downs.....	27	19
Rushes-Yards.....	22-97	37-117
Passing Yards.....	352	248
Return Yards.....	105	266
Passes.....	22-47-2	16-24-0
QB Sacked-Yards.....	3-17	1-7
Punts.....	3-41	4-44-8
Fumbles-Lost.....	2-2	1-1
Penalties-Yards.....	4-20	6-58

### RUSHING

Tampa Bay—Smith 8-31; Wilder 6-30; Testaverde 5-19, 1 TD; Hill 1-9; Hunter 1-6; Howard 1-2, 1 TD.  
New Orleans—Hilliard 16-62, 1 TD; Mayes 21-55, 2 TDs.

### PASSING

Tampa Bay—Testaverde 22-47-2, 369 yds, 2 TDs.  
New Orleans—Hebert 16-24-0, 255 yds, 2 TDs.

### RECEIVING

Tampa Bay—Carrier 8-212, 1 TD; Hill 5-73, 1 TD; Wilder 4-33; Carter 2-25; Hall 1-12; Howard 1-8; Magee 1-6.  
New Orleans—Hill 3-27; Martin 2-101; Pattison 2-51; Word 2-25; Jones 2-20; Tice 2-14, 2 TDs; Hilliard 1-12; Benson 1-5; Mayes 1-0.

## SAINTS 24, OILERS 10

December 13 at Superdome (68,257)

The Saints wasted no time getting on the board, as Eric Martin broke a tackle and ran 54 yards for a score on New Orleans' third offensive play. Early in the second quarter, Michael Adams blocked an Oilers punt, giving the Saints good field position at the Houston seven-yard line. Hebert hit Martin for the score. The Oilers drove inside the Saints 10-yard line, but after running seven plays, could manage only a field goal. The Saints drove quickly down the field, and Lonzell Hill caught another Hebert TD pass in the closing moments of the first half for a 21-3 lead. Houston scored after a Saints turnover, and the Oilers were closing on another TD in the fourth quarter. Following an instant replay controversy, the Saints defense kept the Oilers from scoring on fourth down in a second goal line stand in the game. With the win, the Saints kept pace with San Francisco in the NFC West, and secured the home field advantage in the wild-card game.

Houston	0	3	7	0-10
New Orleans	7	14	3	0-24

### SCORING

N.O.—Martin 54 pass from Hebert (Andersen kick)  
N.O.—Martin 7 pass from Hebert (Andersen kick)  
Hou.—Zendejas 21 field goal  
N.O.—Hill 26 pass from Hebert (Andersen kick)  
Hou.—Givins 34 pass from Moon (Zendejas kick)  
N.O.—Andersen 28 field goal

### TEAM STATISTICS

	Houston	New Orleans
First Downs	20	21
Rushes-Yards	26-110	39-151
Passing Yards	244	240
Return Yards	5	116
Passes	16-36-0	15-27-0
QB Sacked-Yards	2-14	3-14
Punts	8-32.6	4-44.8
Fumbles-Lost	3-0	5-2
Penalties-Yards	6-43	10-89

### RUSHING

Houston—Rozier 22-91; Wallace 1-12; Highsmith 3-7.  
New Orleans—Hilliard 19-93; Mayes 17-54; Jordan 2-5; Word 1-0.

### PASSING

Houston—Moon 16-36-0, 258 yds, 1 TD.  
New Orleans—Hebert 15-27-0, 254 yds, 3 TDs.

### RECEIVING

Houston—Givins 5-74, 1 TD; Hill 4-102; Drewery 3-40; Rozier 2-32; Pinkett 1-7; Jeffries 1-3.  
New Orleans—Martin 6-130, 2 TDs; Pattison 3-47; Hill 2-39, 1 TD; Hilliard 2-19; Jones 2-19.

## SAINTS 41, BENGALS 24

Dec. 20 at Riverfront Stadium (43,424)

On a cool afternoon, the Bengals were hot in the early going. By the middle of the second quarter, Cincinnati had a commanding 24-3 lead and had knocked starting QB Bobby Hebert out of the game. But Dave Wilson came in and quickly moved the Saints to a TD, cutting the halftime lead to 24-10. The second half was all Saints, as Wilson hit Mike Jones with a TD pass, and moved Dalton Hilliard into range as he tied the game with a three-yard run. In the fourth quarter, Morten Andersen hit a field goal, and Van Jakes intercepted Bengals QB Boomer Esiason two plays later and ran it to the one-yard line. Buford Jordan scored the first of his two TDs on the day to give the Saints the lead. The comeback was the best in Saints history, and kept the Saints alive for the NFC West title.

New Orleans	3	7	14	17-41
Cincinnati	14	10	0	0-24

### SCORING

Cin.—Brown 10 pass from Esiason (Breech kick)  
N.O.—Andersen 21 field goal  
Cin.—Jennings 1 pass from Esiason (Breech kick)  
Cin.—Breech 43 field goal  
Cin.—Kinnebrew 1 run (Breech kick)  
N.O.—Hilliard 2 run (Andersen kick)  
N.O.—Jones 29 pass from Wilson (Andersen kick)  
N.O.—Hilliard 3 run (Andersen kick)  
N.O.—Andersen 30 field goal  
N.O.—Jordan 1 run (Andersen kick)  
N.O.—Jordan 8 run (Andersen kick)

### TEAM STATISTICS

	New Orleans	Cincinnati
First Downs	24	24
Rushes-Yards	36-101	26-125
Passing Yards	220	112
Return Yards	172	109
Passes	16-31-0	17-37-2
QB Sacked-Yards	3-24	6-58
Punts	5-36	4-39
Fumbles-Lost	0-0	3-2
Penalties-Yards	7-67	7-43

### RUSHING

New Orleans—Hilliard 16-52, 2 TDs; Word 4-24; Mayes 13-19; Jordan 2-9, 2 TDs; Hansen 1-(-3).  
Cincinnati—Jennings 11-56; Kinnebrew 10-35, 1 TD; Esiason 5-34.

### PASSING

New Orleans—Wilson 9-15-0, 160 yds, 1 TD; Hebert 7-16-0, 84 yds.  
Cincinnati—Esiason 17-37-2, 170 yds, 2 TDs.

### RECEIVING

New Orleans—Jones 4-67, 1 TD; Martin 4-54; Hill 2-43; Tice 2-29; Hilliard 2-16; Brenner 1-19; Mayes 1-16.  
Cincinnati—Brown 5-76, 1 TD; Jennings 5-28, 1 TD; Kattus 2-19; Holman 2-5; Martin 1-24; Kinnebrew 1-12; McGee 1-6.

## SAINTS 33, PACKERS 24

Dec. 27 at Superdome (68,364)

For the second straight week, the Saints started slowly and the opponent gained a sizeable lead. Following an Andersen field goal to open the scoring, the Packers hit on two quick TD passes, and it was 14-3 midway through the first quarter. But the great Dane stayed busy, and it was 17-12 at halftime on Andersen field goals of 31, 52, 48 and 32 yards. The 52-yarder was Andersen's longest of the season. Hebert and the Saints opened the second half with an 11-play drive and regained the lead on Rueben Mayes' scoring run. Following a Packers pass that made the score 24-19, Dalton Hilliard returned the kickoff 74 yards to the Green Bay 20-yard line. Hebert hit John Tice three plays later, The Saints scored again following a Pat Swilling interception. The Saints closed out the season with nine straight wins, the longest such streak during 1987.

Green Bay	14	3	7	0-24
New Orleans	9	3	14	7-33

### SCORING

N.O.—Andersen 31 field goal  
G.B.—Stanley 29 pass from Majkowski (Zendejas kick)  
G.B.—Stanley 39 pass from Majkowski (Zendejas kick)  
N.O.—Andersen 52 field goal  
N.O.—Andersen 48 field goal  
G.B.—Zendejas 24 field goal  
N.O.—Andersen 32 field goal  
N.O.—Mayes 3 run (Andersen kick)  
G.B.—Epps 20 pass from Majkowski (Zendejas kick)  
N.O.—Tice 5 pass from Hebert (Andersen kick)  
N.O.—Hilliard 1 run (Andersen kick)

### TEAM STATISTICS

	Green Bay	New Orleans
First Downs	17	22
Rushes-Yards	23-128	39-144
Passing Yards	207	148
Return Yards	52	217
Passes	14-29-1	16-24-1
QB Sacked-Yards	1-12	2-12
Punts	5-45.6	3-39.7
Fumbles-Lost	2-2	3-2
Penalties-Yards	10-86	7-80

### RUSHING

Green Bay—Majkowski 4-54; Davis 11-32; Clark 5-23; Fullwood 4-14; Carruth 3-10; Stanley 1-(-10).  
New Orleans—Mayes 18-53, 1 TD; Hilliard 11-42, 1 TD; Word 7-27; Hebert 2-17; Jordan 1-5.

### PASSING

Green Bay—Majkowski 14-29-1, 219 yds, 2 TDs.  
New Orleans—Hebert 16-23-1, 160 yds, 1 TD; Wilson 0-1-0.

### RECEIVING

Green Bay—Epps 5-44, 1 TD; Stanley 4-109, 2 TDs; Neal 2-31; Carruth 1-12; Davis 1-12; Clark 1-11.  
New Orleans—Brenner 2-30; Hill 2-28; Martin 2-25; Tice 2-23, 1 TD; Pattison 2-19; Mayes 2-16; Hilliard 2-7; Jones 1-6; Benson 1-6.

## VIKINGS 44, SAINTS 10

January 3 at Superdome (68,127)

In the Saints' first-ever playoff game, things started quickly, as the Vikings fumbled on the second play from scrimmage. Two plays later, it was 7-0 as Bobby Hebert hit Eric Martin for a 10-yard TD pass. But from there, it was all downhill as Minnesota scored 31 points in the first half, and never looked back. A crucial play in the game came on the final play of the first half, as Wade Wilson's "hail Mary" pass was caught by the Vikings' Hassan Jones in the end zone. Down 31-10, Dave Wilson relieved Bobby Hebert midway through the third quarter, but the results were similar. The Saints could not manage a first down rushing in the game, and were held to nine first downs overall. Meanwhile, the Vikings controlled the ball for over 41 minutes of the game. To make matters worse, Rueben Mayes tore knee ligaments that required offseason surgery.

Minnesota	10	21	3	10-44
New Orleans	7	3	0	0-10

### SCORING

N.O.—Martin 10 pass from Hebert (Andersen kick)  
Minn.—Nelson 42 field goal  
Minn.—Carter 84 punt return (Nelson kick)  
Minn.—Jordan 5 pass from Wilson (Nelson kick)  
N.O.—Andersen 40 field goal  
Minn.—Jones 44 pass from Wilson (Nelson kick)  
Minn.—Nelson 32 field goal  
Minn.—Nelson 19 field goal  
Minn.—Dozier 8 run (Nelson kick)

### TEAM STATISTICS

	Minnesota	New Orleans
First Downs	28	9
Rushes-Yards	50-210	14-53
Passing Yards	207	96
Return Yards	188	101
Passes	17-30-0	11-31-4
QB Sacked-Yards	6-42	2-8
Punts	3-32	6-44.2
Fumbles-Lost	4-2	3-2
Penalties-Yards	5-42	4-26

### RUSHING

Minnesota—D. Nelson 17-73; Anderson 7-49; Dozier 8-45, 1 TD; Fenney 7-20; Rice 4-10; Kramer 2-5; W. Wilson 2-5; Gannon 3-3.  
New Orleans—Hilliard 8-39; Mayes 3-11; Hebert 2-2; Jordan 1-1.

### PASSING

Minnesota—Wilson 11-20-0, 189 yds, 2 TDs; Kramer 5-9-0, 50 yds; Rice 1-1-0, 10 yds, 1 TD.  
New Orleans—Hebert 9-19-2, 84 yds, 1 TD; Wilson 2-12-2, 20 yds.

### RECEIVING

Minnesota—Carter 6-79, 1 TD; D. Nelson 2-56; Lewis 2-27; Jordan 2-17, 1 TD; Rice 2-17; Jones 1-44, 1 TD; Gustafson 1-12; Anderson 1-(-3).  
New Orleans—Brenner 2-33; Hill 2-15; Hilliard 2-15; Pattison 2-18; Tice 2-13; Martin 1-10, 1 TD.

# Saints 1987 Statistics

Sept. 13	W	28-21	Cleveland	59,900
Sept. 20	L	17-27	at Philadelphia	57,485
Oct. 4	W	37-10	Rams	29,745
Oct. 11	L	19-24	at St. Louis	11,795
Oct. 18	W	19-17	at Chicago	46,813
Oct. 25	L	22-24	San Francisco	60,497
Nov. 1	W	38-0	at Atlanta	42,196
Nov. 8	W	31-14	at Rams	43,379
Nov. 15	W	26-24	at San Francisco	60,436
Nov. 22	W	23-14	Giants	67,639
Nov. 29	W	20-16	at Pittsburgh	47,896
Dec. 6	W	44-34	Tampa Bay	66,471
Dec. 13	W	24-10	Houston	68,257
Dec. 20	W	41-24	at Cincinnati	43,424
Dec. 27	W	33-24	Green Bay	68,364
Jan. 3	L	10-44	Minnesota*	68,127

\*NFC Wild Card Game

		SAINTS	OPP.
TOTAL FIRST DOWNS		304	270
Rushing		128	81
Passing		151	155
Penalty		25	34
3rd Down: Made/Att.		99/221	57/182
4th Down: Made/Att.		1/6	6/15
TOTAL NET YARDS		4964	4350
Avg. Per Game		330.9	290.0
Total Plays		1009	924
Avg. Per Play		4.9	4.7
NET YARDS RUSHING		2190	1550
Avg. Per Game		146.0	103.3
Total Rushes		569	388
NET YARDS PASSING		2774	2800
Avg. Per Game		184.9	186.7
Tackled/Yards Lost		29/213	47/355
Gross Yards		2987	3155
Att./Completions		411/227	489/246
Completion Pct.		55.2	50.3
Had Intercepted		12	30
PUNTS/AVERAGE		63/41.1	73/37.5
NET PUNTING AVG.		35.7	30.0
PENALTIES/YARDS		108/994	83/674
FUMBLES/BALL LOST		33/16	31/18
TOUCHDOWNS		46	35
Rushing		20	6
Passing		23	25
Returns		3	4

PASSING	Att.	Comp.	Yards	Pct.	Avg/Att	TD	%TD	Int	%Int	LG	Sack/Lost	Rating
Hebert	294	164	2119	.558	7.21	15	5.1	9	3.1	67	20/119	82.9
J. Fourcade	89	48	597	.539	6.71	4	4.5	3	3.4	82t	6/67	75.9
Wilson	24	13	243	.542	10.13	2	8.3	0	0.0	38	2/21	117.2
Ingram	2	1	5	.500	2.50	1	50.0	0	0.0	5t	1/6	95.8
Hilliard	1	1	23	1.000	23.00	1	100.0	0	0.0	23t	0/0	158.3
Riordan	1	0	0	.000	0.00	0	0.0	0	0.0	0	0/0	39.6
SAINTS	411	227	2987	.552	7.27	23	5.6	12	2.9	82t	29/213	84.9
OPP	489	246	3155	.503	6.45	25	5.1	30	6.1	50t	47/355	62.4

## FIELD GOALS

	1-19	20-29	30-39	40-49	50+
Andersen	3/3	6/6	9/9	8/12	2/6
Kempf	0/0	1/1	1/2	2/2	0/0
Cofer	0/0	1/1	0/0	0/0	0/0
SAINTS	3/3	8/8	10/11	10/14	2/6
Opponents	0/0	4/4	6/6	2/7	0/1

## SCORE BY PERIODS

	1	2	3	4	OT	Total
SAINTS	93	107	104	118	0	422
OPPONENTS	69	95	58	61	0	283

## SCORING

	TDRDTP	TDR	PAT	FG	S	TP
Andersen				37/37	28/36	121
Hilliard	7	1				48
Martin	7					42
Tice	6					36
Mayes	5					30
M. Jones	3					18
Kempf			1/1	4/5		13
Beverly	2					12
Brenner	2					12
Hill	2					12
Jordan	2					12
Word	2					12
Cofer			5/7	1/1		8
Alexander	1					6
Gray	1					6
O'Neal	1					6
Poe		1				6
R. Sutton		1				6
Toles		1				6
Waters	1					6
B. Clark					1	2
Maxie					1	2
SAINTS	20	23	3	43/46	33/42	2 422
OPP	6	25	4	35/35	12/18	1 283

## RUSHING

	No.	Yds.	Avg.	LG	TD
Mayes	243	917	3.8	38	5
Hilliard	123	508	4.1	30t	7
Beverly	62	217	3.5	25	2
J. Fourcade	19	134	7.1	18	0
Word	36	133	3.7	20	2
Hebert	13	95	7.3	19	0
Alexander	21	71	3.4	16	1
Gray	8	37	4.6	12	1
Jordan	12	36	3.0	8t	2
Rodenberger	17	35	2.1	5	0
Jean-Batiste	8	18	2.3	7	0
Ingram	2	14	7.0	9	0
Riordan	1	3	3.0	3	0
Hansen	2	-6	-3.0	-3	0
Hill	1	-9	-9.0	-9	0
Barnhardt	1	-13	-13.0	-13	0
SAINTS	569	2190	3.8	38	20
OPPONENTS	388	1550	4.0	33	6

## RECEIVING

	No.	Yds.	Avg.	LG	TD
Martin	44	778	17.7	67	7
M. Jones	27	420	15.6	43t	3
Hilliard	23	264	11.5	38t	1
Brenner	20	280	14.0	29	2
Hill	19	322	16.9	36	2
Tice	16	181	11.3	27t	6
Mayes	15	68	4.5	16	0
Dawsey	13	142	10.9	29	0
Pattison	9	132	14.7	36	0
Word	6	54	9.0	17	0
Scott	6	35	5.8	11	0
Gray	6	30	5.0	12	0
Waters	5	140	28.0	82t	1
Clark	3	38	12.7	14	0
O'Neal	3	10	3.3	5	1
Rodenberger	2	17	8.5	11	0
Alexander	2	15	7.5	10	0
Walker	2	15	7.5	8	0
Jordan	2	13	6.5	11	0
Benson	2	11	5.5	6	0
C. Thomas	1	14	14.0	14	0
Beverly	1	8	8.0	8	0
SAINTS	227	2987	13.2	82t	23
OPPONENTS	246	3155	12.8	50t	25

## INTERCEPTIONS

	No.	Yds.	Avg.	LG	TD
Waymer	5	78	15.6	35	0
R. Sutton	5	68	13.6	26	0
Mack	4	32	8.0	26	0
Jakes	3	32	10.7	27	0
Maxie	3	17	5.7	10	0
Atkins	3	12	4.0	8	0
Jackson	2	4	2.0	4	0
Gibson	1	17	17.0	17	0
S. Leach	1	10	10.0	10	0
Swilling	1	10	10.0	10	0
Poe	1	0	0.0	0	0
V. Johnson	1	0	0.0	0	0
SAINTS	30	280	9.3	35	0
OPPONENTS	12	173	14.4	35	1

## INDIVIDUAL FIELD GOALS BY GAME

Andersen: (39) (45) ( ) ( ) ( ) (39,51N,49,19,19,37,52N) (49,43N) (32) (40,41N,27,51,40) (19,43,28) (25,53N,50N,32) (40,24,32) (48N,46N,28) (21,30) (31,52,48,32)  
 Kempf: ( ) ( ) ( ) ( ) (33N,48,31,42,21)  
 Cofer: ( ) ( ) (27G)  
 OPPONENTS: (49N) (30,30) (37) (24) (22) (31) (51N) ( ) (46N,47N,35) (40N) ( ) (37,43) (21) (43,46N) (24)

## PUNTING

	No.	Yds	Avg	TB	In20	LG	BK
Barnhardt	11	483	43.9	1	4	52	0
Hansen	52	2104	40.5	6	19	60	0
SAINTS	63	2587	41.1	7	23	60	0
OPP	73	2740	37.5	4	10	57	5

## PUNT RETURNS

	No.	FC	Yds	Avg	LG	TD
Gray	24	5	352	14.7	80	0
Martin	14	2	88	6.3	15	0
Cook	1	0	3	3.0	3	0
Jordan	1	0	13	13.0	13	0
Maxie	1	0	12	12.0	12	0
SAINTS	41	7	468	11.4	80	0
OPP	29	8	199	6.9	29	0

## KICKOFF RETURNS

	No.	Yds	Avg	LG	TD
Gray	30	636	21.2	43	0
Hilliard	10	248	24.8	74	0
Adams	4	52	13.0	20	0
Word	3	100	33.3	64	0
Beverly	3	46	15.3	21	0
Jordan	2	28	14.0	16	0
Martin	1	15	15.0	15	0
Brock	1	11	11.0	11	0
Thomas	1	11	11.0	11	0
SAINTS	55	1147	20.9	74	0
OPPONENTS	55	1115	20.3	47	0

SACKS: Swilling 10.5, Jackson 9.5, Warren 6.0, Wilks 5.5, Clark 4.5, Elliott 2.0, Maxie 2.0, McCoy 2.0, Leach 1.5, DeForest 1.0, Johnson 1.0, Swoopes 1.0, Taylor 0.5.  
 SAINTS .....47.0  
 OPPONENTS .....29.0

## 86

	1Dn	1Dn	1Dn	1Dn	3Dn	3Dn	Total	Gain/		Rushing				Passing						TD		TD	TD	PAT	PAT	FG	FG	TIME		
Opp	Tot	Rush	Pass	Pen	Made	Att	Yards	Plays	Play	No	Yds	Att	Comp	Net	Sack	Yds	Int	Fum	Lost	Pen	Yds	Rush	Pass	Ret	Made	Att	Made	Att	Poss	
Cle.	21	11	9	1	5	11	338	57	5.9	34	191	22	13	147	1	2					7	74	1	2		3	3	1	1	30:36
Phil.	14	2	10	2	2	13	220	60	3.7	18	32	39	18	188	3	22	3	2	2		8	47		2		2	2	1	1	24:40
Rams	19	11	7	1	14	18	349	65	5.4	43	154	21	16	195	1	27	1	3	0		9	87	1	3	1	4	5	1	1	37:35
Stl.	30	16	12	2	11	17	368	87	4.2	48	213	36	17	155	3	27	1	4	3		8	70	2	1		1	3			39:35
Chi.	18	6	10	2	5	19	291	78	3.7	40	112	35	16	179	3	19	1	5	2		6	68		1		1	1	4	5	34:13
S.F.	20	7	10	3	4	14	379	70	5.3	43	177	27	14	202			1	4	1		7	83			1	1	1	5	7	35:38
Atl.	29	15	10	4	7	12	410	69	5.9	42	244	26	16	166	1	5					8	73	4	1		5	5	1	2	37:37
Rams	20	10	9	1	8	12	443	65	6.8	44	232	21	13	211			1	1	1		8	62	1	3		4	4	1	1	36:54
S.F.	16	5	9	2	7	17	261	61	4.3	31	105	27	10	156	3	25	1				5	35		1	1	2	2	4	5	31:07
NYG	16	5	9	2	7	18	278	67	4.1	37	103	27	17	175	3	19	1	1	1		5	37	1	1		2	2	3	3	35:27
Pitt.	15	7	8	0	3	14	258	64	4	38	114	24	14	144	2	10	1	4	1		7	64	1	1		2	2	2	4	30:58
T.B.	19	7	12	0	6	13	365	62	5.9	37	117	24	16	248	1	7		1	1		6	58	3	2		5	5	3	3	34:46
Hou.	21	8	12	1	10	18	391	69	5.7	39	151	27	15	240	3	14		5	2		10	89		3		3	3	1	3	33:37
Cin.	24	8	14	2	5	13	321	70	4.6	36	101	31	16	220	3	24					7	67	4	1		5	5	2	2	33:28
G.B.	22	10	10	2	5	12	292	65	4.5	39	144	24	16	148	2	12	1	3	2		7	80	2	1		3	3	4	4	35:05
Totals	304	128	151	25	99	221	4964	1009	4.91	569	2190	411	227	2774	29	213	12	33	16		108	994	20	23	3	43	46	33	42	

## 66

Opp	1Dn	1Dn	1Dn	1Dn	3Dn	3Dn	Total	Gain/		Rushing				Passing					TD		TD	TD	PAT		FG	FG	TIME		
	Tot	Rush	Pass	Pen	Made	Att	Yards	Plays	Play	No	Yds	Att	Comp	Net	Sack	Yds	Int	Fum	Lost	Pen	Yds	Rush	Pass	Ret	Made	Att	Made	Att	Pos
Cle.	25	8	16	1	4	8	387	66	5.9	23	93	39	28	294	4	20	1	1	1	3	30	1	2		3	3	0	1	29:24
Phil.	19	7	10	2	6	17	336	80	4.2	43	161	34	19	175	3	20	1	5	2	4	45		2	1	3	3	2	2	35:20
Rams	12	4	6	2	4	14	207	54	3.8	22	72	30	11	135	2	14	1	1	1	4	38		1		1	1	1	1	22:25
Stl.	9	8	0	1	2	8	143	42	3.4	31	139	10	3	4	1	7	1			11	72	1		2	3	3	1	1	20:25
Chi.	11	2	6	3	1	14	133	59	2.3	25	67	29	9	66	5	39	4	1	0	3	18		2		2	2	1	1	25:47
S.F.	23	3	14	6	6	13	303	62	4.9	26	75	32	18	228	4	28		2	2	4	36		3		3	3			24:22
Atl.	12	4	7	1	4	11	183	49	3.7	16	55	29	14	128	4	28	5			6	51								22:23
Rams	18	5	12	1	3	10	304	56	5.4	22	102	34	17	202			2	1	1	5	41		2		2	2			23:06
S.F.	20	8	10	2	6	14	402	68	6	29	144	36	22	258	3	16	2	2	0	6	62		3		3	3	1	3	28:53
S.F.	20	8	10	2	6	14	402	68	6	29	144	36	22	258	3	16	2	2	0	6	62		3		3	3	1	3	28:53
NYG	16	4	11	1	3	11	298	58	5.1	17	75	36	20	223	5	41	5	3	2	6	51		2		2	2	0	1	24:33
Pitt.	17	1	15	1	5	13	284	67	4.2	32	112	31	16	172	4	41	3	5	3	4	38	1		1	2	2			29:02
T.B.	27	7	18	2	6	14	449	72	6.2	22	97	47	22	352	3	17	2	2	2	4	20	2	2		4	4	2	2	25:14
Hou.	20	5	11	4	1	13	354	64	5.5	26	110	36	16	244	2	14		3		6	43		1		1	1	1	1	26:23
Cin.	24	10	10	4	5	14	237	69	3.4	26	125	37	17	112	6	58	2	3	2	7	43	1	2		3	3	1	2	27:32
G.B.	17	5	9	3	3	10	330	58	5.7	28	123	29	14	207	1	12	1	2	2	10	86		3		3	3	1	1	24:55
Totals	270	81	155	34	59	184	4350	924	4.70	388	1550	489	246	2800	47	355	30	31	18	83	674	6	25	4	35	35	12	18	

# SAINTS 1988 OPPONENTS

(All Times New Orleans Time)

## ATLANTA FALCONS

National Football Conference Western Division

September 11 at Atlanta-Fulton County Stadium, Noon  
December 18 at Superdome, Noon

Suwanee Road at I-85, Suwanee, Georgia 30174

President: Rankin M. Smith, Jr.

Head Coach: Marion Campbell (second year)

Public Relations: Charlie Taylor

Office Phone: 404/945-1111

Home Stadium: Atlanta-Fulton County Stadium (1966) Capacity: 59,643

Team Colors: Red, White, Black and Silver

Training Camp: Suwanee Road at I-85, Suwanee, Georgia 30174

1987 Record: 3-12, Fourth, NFC West

Scoring Leaders: Mick Luckhurst, K, 44

Floyd Dixon, WR, 30

Rushing Leader: Gerald Riggs, 203 for 875 yards, 2 TDs

Passing Leader: Scott Campbell, 136-260-14, 1,728 yards, 11 TDs

Receiving Leader: Floyd Dixon, WR, 36 for 600 yards, 5 TDs

## DALLAS COWBOYS

National Football Conference Eastern Division

October 3 at Superdome, 8 P.M.

One Cowboys Parkway, Irving, Texas 75063

President: Texas E. Schramm

Head Coach: Tom Landry (twenty-ninth year)

Public Relations: Doug Todd

Office Phone: 214/556-9900

Home Stadium: Texas Stadium (1971) Capacity: 63,855

Team Colors: Royal Blue, Metallic Silver, Blue and White

Training Camp: California Lutheran University, Thousand Oaks, Calif. 91360

1987 Record: 7-8, Second (tied), NFC East

Scoring Leaders: Roger Ruzek, K, 92

Herschel Walker, RB, 48

Rushing Leader: Herschel Walker, 209 for 891 yards, 7 TDs

Passing Leader: Danny White, 215-362-17, 2,617 yards, 12 TDs

Receiving Leader: Herschel Walker, RB, 60 for 715 yards, 1 TD

## DENVER BRONCOS

American Football Conference Western Division

November 20 at Superdome, Noon

5700 Logan Street, Denver, Colorado 80216

President: Patrick D. Bowlen

Head Coach: Dan Reeves (eighth year)

Public Relations: Jim Saccomano

Office Phone: 303/296-1982

Home Stadium: Denver Mile High Stadium (1948) Capacity: 76,274

Team Colors: Orange, Royal Blue and White

Training Camp: University of Northern Colorado, Greeley, Colorado 80639

1985 Record: 10-4-1, First, AFC West

Scoring Leaders: Rich Karlis, K, 91

Vance Johnson, WR, 42

Rushing Leader: Sammy Winder, 196 for 741 yards, 6 TDs

Passing Leader: John Elway, 224-410-12, 3,198 yards, 19 TDs

Receiving Leader: Vance Johnson WR, 42 for 684 yards, 7 TDs



## DETROIT LIONS

National Football Conference Central Division

September 18 at Pontiac Silverdome, Noon

1200 Featherstone Road-Box 4200, Pontiac Michigan 48057

President: William Clay Ford

Head Coach: Darryl Rogers (fourth year)

Public Relations: Bill Keenist

Office Phone: 313/335-4131

Home Stadium: Pontiac Silverdome (1975) Capacity: 80,638

Team Colors: Honolulu Blue and Silver

Training Camp: Oakland University, Rochester, Michigan 48063

1987 Record: 4-11, Fourth (tied), NFC Central

Scoring Leaders: Eddie Murray, K, 81

Pete Mandley, WR, 42

Rushing Leader: James Jones, 96 for 342 yards, 0 TDs

Passing Leader: Chuck Long, 232-416-20, 2,598 yards, 11 TDs

Receiving Leaders: Pete Mandley, WR, 58 for 720 yards, 7 TDs



## INDIANAPOLIS COLTS

American Football Conference Eastern Division

August 20 at Hoosier Dome, 7:30 P.M. (preseason)

P.O. Box 24100, Indianapolis, Indiana 46224-0100

President: Robert Irsay

Head Coach: Ron Meyer (second year)

Public Relations: Craig Kelley

Office Phone: 317/297-2658

Home Stadium: Hoosier Dome (1984) Capacity: 60,127

Team Colors: Royal Blue, White and Silver

Training Camp: Anderson College, Anderson, Indiana 46011

1987 Record: 9-6, First, AFC East

Scoring Leaders: Dean Biasucci, K, 96

Eric Dickerson, RB, 36

Rushing Leader: Eric Dickerson, 283 for 1,288 yards, 6 TDs

Passing Leader: Jack Trudeau, 128-229-6, 1,587 yards, 6 TDs

Receiving Leader: Bill Brooks, WR, 51 for 722 yards, 3 TDs



## LOS ANGELES RAIDERS

American Football Conference Western Division

October 23 at Superdome, Noon

332 Center Street, El Segundo, California 90245

Managing General Partner: Al Davis

Head Coach: Mike Shanahan (first year)

Public Relations: Mike Ornstein

Office Phone: 213/322-3451

Home Stadium: Los Angeles Memorial Coliseum (1923) Capacity: 92,516

Team Colors: Silver and Black

Training Camp: Radisson Hotel, Oxnard, California 93030

1987 Record: 5-10, Fourth, AFC West


Scoring Leaders: Chris Bahr, K, 84

Bo Jackson, RB, 36

Rushing Leader: Marcus Allen, 200 for 754 yards, 5 TDs

Passing Leader: Marc Wilson, 152-266-8, 2,070 yards, 12 TDs

Receiving Leader: Marcus Allen, RB, 51 for 410 yards, 0 TDs



## LOS ANGELES RAMS

National Football Conference Western Division

October 30 at Superdome, Noon

November 13 at Anaheim Stadium, 3 P.M.

2327 West Lincoln Avenue, Anaheim, California 92801

President: Georgia Frontiere

Head Coach: John Robinson (sixth year)

Relations: John Oswald

Office Phone: 714/535-7267

Home Stadium: Anaheim Stadium (1956) Capacity: 69,007

Team Colors: Royal Blue, Gold and White

Training Camp: California State University, Fullerton, California 92634

1987 Record: 6-9, Third, NFC West

Scoring Leaders: Mike Lansford, K, 87

Charles White, RB, 66

Rushing Leader: Charles White, 324 for 1,374 yards, 11 TDs

Passing Leader: Jim Everett, 162-302-13, 2,064 yards, 10 TDs

Receiving Leader: Henry Ellard, WR, 51 for 799 yards, 3 TDs



## MINNESOTA VIKINGS

National Football Conference Central Division

August 7 at Hubert H. Humphrey Metrodome, 7 P.M. (preseason)

December 4 at Hubert H. Humphrey Metrodome, Noon

9520 Viking Drive, Eden Prairie, Minnesota 55344

President: Max Winter

Head Coach: Jerry Burns (third year)

Public Relations: Merrill Swanson

Office Phone: 612/828-6500

Home Stadium: Hubert H. Humphrey Metrodome (1982) Capacity: 62,345

Team Colors: Purple, Gold, and White

Training Camp: Mankato State University, Mankato, MN 56001

1986 Record: 8-7, Second, NFC Central

Scoring Leaders: Chuck Nelson, K, 75

Anthony Carter, WR, 42

D.J. Dozier, RB, 42

Rushing Leader: Darrin Nelson, 131 for 642 yards, 2 TDs

Passing Leader: Wade Wilson, 140-264-13, 2,106 yards, 14 TDs

Receiving Leader: Anthony Carter, WR, 38 for 922 yards, 7 TDs



## NEW YORK GIANTS

National Football Conference Eastern Division

November 27 at Superdome, 7 P.M.

Giants Stadium, East Rutherford, New Jersey 07073

President: Wellington T. Mara

Head Coach: Bill Parcells (sixth year)

Public Relations: Ed Croke

Office Phone: 201/935-8111

Home Stadium: Giants Stadium (1976) Capacity: 76,891

Team Colors: Blue, Red and White

Training Camp: Fairleigh-Dickinson University, Madison, NJ 07080

1987 Record: 6-9, Fifth, NFC East

Scoring Leaders: Raul Allegre, K, 76

Mark Bavaro, TE, 48

Rushing Leader: Joe Morris, 193 for 658 yards, 3 TDs

Passing Leader: Phil Simms, 163-282-9, 2,230 yards, 17 TDs

Receiving Leader: Mark Bavaro, TE, 55 for 867 yards, 8 TDs



## PITTSBURGH STEELERS

American Football Conference Central Division

August 27 at Superdome, 11:30 A.M. (preseason)

Three Rivers Stadium, 300 Stadium Circle, Pittsburgh, Pa. 15212

President: Daniel Rooney

Head Coach: Chuck Noll (nineteenth year)

Public Relations: Dan Edwards

Office Phone: 412/323-1200

Home Stadium: Three Rivers Stadium (1970) Capacity: 59,000

Team Colors: Black and Gold

Training Camp: St. Vincent College, Latrobe, Pa. 15650

1987 Record: 8-7, Third, AFC Central

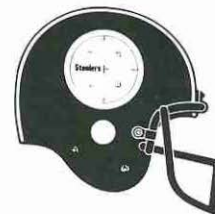
Scoring Leaders: Gary Anderson, K, 87

Rodney Carter, RB, 18

Rushing Leader: Earnest Jackson, 180 for 696 yards, 1 TD

Passing Leader: Mark Malone, 156-336-19, 1,896 yards, 6 TDs

Receiving Leader: John Stallworth, WR, 41 for 521 yards, 2 TDs



## PHOENIX CARDINALS

National Football Conference Eastern Division

August 12 at Sun Devil Stadium, 8:30 P.M. (preseason)

51 W. 3rd Street, 5th Floor, Tempe, Arizona 85281

President: William V. Bidwill

Head Coach: Gene Stallings (third year)

Public Relations: Bob Rose

Office Phone: 602/967-1010

Home Stadium: Sun Devil Stadium (1958) Capacity: 72,000

Team Colors: Cardinal Red, White and Black

Training Camp: East High School, Phoenix, Arizona 85008

1987 Record: 7-8, Second (tied), NFC East

Scoring Leaders: J.T. Smith, WR, 48

Al Del Greco, K, 46

Rushing Leader: Stump Mitchell, 203 for 781 yards, 3 TDs

Passing Leader: Neil Lomax, 275-463-12, 3,387 yards, 24 TDs

Receiving Leader: J.T. Smith, WR, 91 for 1,117 yards, 8 TDs



## SAN DIEGO CHARGERS

American Football Conference Western Division

October 9 at Jack Murphy Stadium, 3 P.M. (preseason)

P.O. Box 20666, San Diego, California 92120

President: Alex Spanos

Head Coach: Al Saunders (second year)

Public Relations: Rick Smith

Office Phone: 619/280-2111

Home Stadium: San Diego Jack Murphy Stadium (1967) Capacity: 60,750

Team Colors: Blue, Gold and White

Training Camp: University of California-San Diego, La Jolla, Calif. 92037

1987 Record: 8-7, Third, AFC West

Scoring Leaders: Vince Abbott, K, 61

Lionel James, RB, 36

Rushing Leader: Curtis Adams, 90 for 343 yards, 1 TD

Passing Leader: Dan Fouts, 206-364-15, 2,517 yards, 10 TDs

Receiving Leader: Kellen Winslow, TE, 53 for 519 yards, 3 TDs



## SAN FRANCISCO 49ERS

National Football Conference Western Division

September 4 at Superdome, Noon  
December 11 at Candlestick Park, 3 P.M.

711 Nevada Street, Redwood City, California 94061

President: Edward J. DeBartolo, Jr.

Head Coach: Bill Walsh (tenth year)

Public Relations: Jerry Walker

Office Phone: 415/365-3420

Home Stadium: Candlestick Park (1960) Capacity: 61,891

Team Colors: Forty-Niners Gold and Scarlet

Training Camp: Sierra Community College, Rocklin, California 95677

1987 Record: 13-2, First, NFC West

Scoring Leaders: Jerry Rice, WR, 138

Ray Wersching, K, 83

Rushing Leader: Roger Craig, 215 for 815 yards, 3 TDs

Passing Leader: Joe Montana, 266-398-13, 3,054 yards, 31 TDs

Receiving Leaders: Roger Craig, RB, 66 for 492 yards, 1 TD

Jerry Rice, WR, 65 for 1,078 yards, 22 TDs



## SEATTLE SEAHAWKS

American Football Conference Western Division

October 16 at Kingdome, 3 P.M.

11220 N.E. 53rd Street, Kirkland, Washington 98033

President/General Manager: Mike McCormack

Head Coach: Chuck Knox (sixth year)

Public Relations: Gary Wright

Office Phone: 206/827-9777

Home Stadium: Kingdome (1976) Capacity: 64,984

Team Colors: Blue, Green and Silver

Training Camp: Seahawks Office and Practice Complex, Kirkland, WA 98033

1987 Record: 9-6, Second, AFC West

Scoring Leaders: Norm Johnson, K, 85

Curt Warner, RB, 60

Rushing Leader: Curt Warner, 234 for 985 yards, 8 TDs

Passing Leader: Dave Krieg, 178-294-13, 2,131 yards, 23 TDs

Receiving Leader: Steve Largent, WR, 58 for 912 yards, 8 TDs



## TAMPA BAY BUCCANEERS

National Football Conference Central Division

September 25 at Superdome, Noon

One Buccaneer Place, Tampa, Florida 33607

President: Hugh F. Culverhouse

Head Coach: Ray Perkins (second year)

Public Relations: Rick Odioso

Office Phone: 813/870-2700

Home Stadium: Tampa Stadium (1967) Capacity: 74,315

Team Colors: Florida Orange, Red and White

Training Camp: University of Tampa, 401 W. Kennedy Blvd., Tampa, Fla. 33606

1987 Record: 4-11, Fourth (tied), NFC Central

Scoring Leaders: Donald Igwebuike, K, 66

Gerald Carter, WR, 30

Rushing Leader: James Wilder, 106 for 488 yards, 0 TDs

Passing Leader: Steve DeBerg, 159-275-7, 1,891 yards, 14 TDs

Receiving Leader: James Wilder, RB, 40 for 328 yards, 1 TD

Gerald Carter, WR, 38 for 586 yards, 5 TDs



## WASHINGTON REDSKINS

National Football Conference Eastern Division

November 6 at Robert F. Kennedy Stadium, 3 P.M.

P.O. Box 17247, Dulles International Airport, Washington, D.C. 20041

Chairman of the Board: Jack Kent Cooke

Head Coach: Joe Gibbs (eighth year)

Public Relations: John C. Konoza

Office Phone: (703) 471-9100

Home Stadium: Robert F. Kennedy Stadium (1961) Capacity: 55,750

Team Colors: Burgundy and Gold

Training Camp: Dickinson College, Carlisle, Pennsylvania 17013

1987 Record: 11-4, First, NFC East

Scoring Leaders: Ali Haji-Sheikh, 68

Gary Clark, WR, 42

Rushing Leader: George Rogers, 163 for 613 yards, 6 TDs

Passing Leader: Jay Schroeder, 129-267-10, 1,878 yards, 12 TDs

Receiving Leader: Gary Clark, WR, 56 for 1,066 yards, 7 TDs



## RULE CHANGES, 1988

The NFL competition committee has made the following changes in the playing rules for the 1988 season:

1. Permitted any player to bat, tip or deflect a pass in flight in any direction (including forward), while specifying that a pass in flight that is controlled or caught may only be thrown backward.
2. Reduced the penalty for running into the kicker from five yards and a first down to five yards only.
3. Clarified the intentional grounding rule.
4. Permitted consecutive time outs to be taken by opposing teams while reducing the length of the second time out to 40 seconds.
5. Specified that only the fumbling player may advance a fumble during a try-for-point after touchdown.
6. Reduced the length of a team time out from one minute and 30 seconds to 40 seconds when television does not utilize the time out for commercial.
7. Established a standard system of two time intervals (45 seconds of 30 seconds) between plays.
8. Further clarified the pass interference rule.

# Saints Series Records

Date	Saints	Opponents Atlanta Falcons (13-24-0)	Place	Attendance
11-26-67	27	24	Home	83,437
12- 7-69	17	45	Away	51,021
9-20-70	3	14	Home	77,042
10-25-70	14	32	Away	58,850
10-24-71	6	28	Away	58,850
12-19-71	20	24	Home	75,954
10-15-72	14	21	Home	66,294
11-12-72	20	36	Away	58,850
9-16-73	7	62	Home	66,428
12-16-73	10	14	Away	58,850
9-29-74	14	13	Home	62,273
10-20-74	13	3	Away	58,850
10- 5-75	7	14	Away	29,444
11- 2-75	23	7	Home	56,614
10-10-76	30	0	Home	51,521
10-31-76	20	23	Away	34,127
11-20-77	21	29	Home	43,135
12-18-77	7	35	Away	36,895
11-12-78	17	20	Home	70,323
11-26-78	17	20	Away	55,121
9- 2-79	34	40 (OT)	Home	70,940
11-25-79	37	6	Away	42,815
10-19-80	14	41	Home	62,651
11-16-80	13	31	Away	53,871
9- 6-81	0	27	Away	57,406
11- 1-81	10	41	Home	63,637
12-12-82	0	35	Away	39,535
1- 2-83	35	6	Home	47,336
10- 9-83	19	17	Away	51,654
11- 6-83	27	10	Home	67,062
9- 2-84	28	36	Home	66,652
11-11-84	17	13	Away	40,590
10-20-85	24	31	Away	44,784
12-22-85	10	16	Home	37,717
9- 7-86	10	31	Home	67,950
12-14-86	14	9	Away	39,994
11- 1-87	38	0	Away	42,196
Indianapolis Colts (1-3-0)				
12-10-67	10	30	Away	60,238
10-19-69	10	30	Home	80,636
9-30-73	10	14	Away	52,293
10-12-86	17	14	Away	53,512
Buffalo Bills (1-2-0)				
11- 4-73	13	0	Home	74,770
9-21-80	26	35	Home	51,154
10-30-83	21	27	Away	49,413
Chicago Bears (5-7-0)				
12- 1-68	17	23	Home	78,285
12-20-70	3	24	Home	63,518
10-10-71	14	35	Away	55,049
10- 7-73	21	16	Home	56,561
10- 6-74	10	24	Away	55,753
12-21-75	17	42	Home	33,371
10- 2-77	42	24	Away	51,488
9-14-80	3	22	Away	62,523
9-19-82	10	0	Away	56,600

9-18-83	34 (OT)	31	Home	64,692
10- 7-84	7	20	Away	53,752
10-18-87	19	17	Away	46,813
Cincinnati Bengals (3-3-0)				
11-29-70	6	26	Away	59,342
9-28-75	0	21	Home	52,531
9-24-78	20	18	Away	40,455
10-25-81	17	7	Home	46,336
12- 9-84	21	24	Home	40,855
12-20-87	41	24	Away	43,424
Cleveland Browns (2-8-0)				
10- 1-67	7	42	Home	77,045
9-15-68	10	24	Home	74,215
11-10-68	17	35	Away	71,025
10-12-69	17	27	Home	71,274
12-12-71	17	21	Home	72,794
11-30-75	16	17	Away	44,753
10- 8-78	16	24	Home	50,158
10-18-81	17	20	Away	76,059
10-28-84	16	14	Away	52,489
9-13-87	28	21	Home	59,900
Dallas Cowboys (1-11-0)				
10-15-67	10	14	Away	52,562
11-12-67	10	27	Home	83,437
11- 3-68	3	17	Home	84,728
9-28-69	17	21	Home	79,567
11- 9-69	17	33	Away	68,282
10-17-71	24	14	Home	83,088
9-24-73	3	40	Away	52,715
9-19-76	6	24	Home	61,413
11-19-78	7	27	Away	57,920
12-19-82	7	21	Away	64,506
9-25-83	20	21	Away	62,136
10-21-84	27	30 (OT)	Away	50,966
Denver Broncos (0-4-0)				
11-22-70	6	31	Home	66,837
10-13-74	17	33	Away	51,706
11- 4-79	3	10	Away	74,482
9-15-85	23	34	Away	74,488
Detroit Lions (4-4-1)				
11-24-68	20	20	Away	46,152
11- 8-70	19	17	Home	66,910
11-19-72	14	27	Away	53,752
10-14-73	20	13	Home	57,810
11- 3-74	14	19	Away	49,127
11-14-76	17	16	Home	42,048
9-25-77	19	23	Away	51,458
10-21-79	17	7	Home	57,428
10-12-80	13	24	Away	78,147
Green Bay Packers (4-10-0)				
11-17-68	7	29	Milw.	49,644
11-28-71	29	21	Milw.	48,035
12-17-72	20	30	Home	65,881
12- 2-73	10	30	Milw.	47,890
10-12-75	20	19	Home	51,371
11- 7-76	27	32	Milw.	52,936
9-18-77	20	24	Home	56,250
9-10-78	17	28	Milw.	54,336
9- 9-79	19	28	Milw.	53,184
12-13-81	7	35	Home	45,518
11- 4-84	13	23	Home	57,426
11-17-85	14	38	Milw.	52,104

9-14-86	24	10	Home	56,383
12-27-87	33	24	Home	68,364
<b>Houston Oilers (3-2-1)</b>				
10- 3-71	13	13	Away	47,966
10- 3-76	26	31	Home	51,973
12-10-78	12	17	Home	63,169
11-22-81	27	24	Away	49,581
9-30-84	27	10	Away	43,108
12-13-87	24	10	Home	68,257
<b>Kansas City Chiefs (2-2-0)</b>				
9-25-72	17	20	Home	70,793
9-26-76	27	17	Away	53,918
11-21-82	27	17	Home	39,341
9- 8-85	27	47	Home	57,760
<b>Los Angeles Rams (12-24-0)</b>				
9-17-67	13	27	Home	80,879
10- 5-69	17	36	Away	54,789
11- 1-70	17	30	Home	77,861
12- 6-70	16	34	Away	66,410
9-19-71	24	20	Home	70,915
12- 5-71	28	45	Away	73,610
9-17-72	14	34	Away	66,303
11-26-72	19	16	Home	64,325
11-11-73	7	29	Away	70,358
11-25-73	13	24	Home	67,192
9-22-74	0	24	Away	64,178
11-17-74	20	7	Home	57,287
10-26-75	14	38	Away	60,771
12- 7-75	7	14	Home	39,958
10-24-76	10	16	Home	51,984
11-28-76	14	33	Away	54,906
10-16-77	7	14	Away	46,045
10-30-77	27	26	Home	59,023
10- 1-78	20	26	Home	61,654
10-22-78	10	3	Away	47,574
10- 7-79	17	35	Home	68,986
12-16-79	29	14	Away	53,879
11- 2-80	31	45	Away	59,909
11-24-80	7	27	Home	53,448
9-13-81	23	17	Home	62,063
11- 8-81	21	13	Away	61,068
9-11-83	27	30	Away	45,572
12-18-83	24	26	Home	70,148
10-14-84	10	28	Home	63,161
12- 2-84	21	34	Away	49,348
11- 3-85	10	28	Away	49,030
12- 1-85	29	3	Home	44,122
11- 9-86	6	0	Home	62,352
11-23-86	13	26	Away	58,600
10- 4-87	37	10	Home	29,745
11- 8-87	31	14	Away	43,379
<b>Miami Dolphins (1-4-0)</b>				
11-15-70	10	21	Away	42,866
11-10-74	0	21	Home	74,289
9- 2-80	16	21	Away	40,946
10- 2-83	17	7	Home	66,489
12- 7-86	27	31	Home	64,761
<b>Minnesota Vikings (4-10-0)</b>				
10-13-68	20	17	Home	71,105
9-27-70	0	26	Away	47,900
11-21-71	10	23	Home	83,130
11- 5-72	6	37	Away	49,784

12- 1-74	9	29	Away	48,456
11- 9-75	7	20	Home	52,765
9-12-76	9	40	Home	58,156
9- 3-78	31	24	Home	54,187
11-30-80	20	23	Home	30,936
11-15-81	10	20	Away	45,215
11-27-83	17	16	Home	59,502
11-24-85	30	23	Away	54,117
12-21-86	17	33	Away	51,209
1- 3-88	10	44	Home*	69,546
*NFC Wildcard Game				
<b>New York Giants (6-7-0)</b>				
10- 8-67	21	27	Away	62,670
10- 6-68	21	38	Away	62,967
11-16-69	25	24	Away	62,927
10- 4-70	14	10	Home	69,126
10- 8-72	21	45	Away	62,507
12-14-75	14	28	Away	40,150
10-29-78	28	17	Home	58,806
9-30-79	24	14	Home	51,543
9-20-81	7	20	Away	69,814
12-15-84	10	3	Away	63,739
10-27-85	13	21	Home	54,082
9-28-86	17	20	Away	72,765
11-22-87	23	14	Home	67,639
<b>New York Jets (1-4-0)</b>				
12- 3-72	17	18	Away	62,496
12- 4-77	13	16	Home	40,464
12-14-80	21	20	Away	38,077
11-21-83	28	31	Home	68,606
11- 2-86	23	28	Away	44,246
<b>New England Patriots (0-5-0)</b>				
12-10-75	10	17	Home	64,889
12- 5-76	6	27	Away	53,592
12-21-80	27	38	Home	38,277
12- 4-83	0	7	Away	24,579
11-30-86	20	21	Home	58,259
<b>Los Angeles Raiders (0-3-1)</b>				
11- 7-71	21	21	Home	83,102
11- 9-75	10	48	Away	51,764
12- 3-79	35	42	Home	65,541
10-13-85	13	23	Away	48,152
<b>Philadelphia Eagles (6-9-0)</b>				
11- 5-67	31	24	Home	59,596
11-19-67	21	48	Away	60,751
12- 8-68	17	29	Away	57,128
10-26-69	10	13	Away	60,568
11-30-69	26	17	Home	72,805
10-29-72	21	3	Home	65,554
10-27-74	14	10	Home	64,257
11- 6-77	7	28	Away	53,482
9-17-78	17	24	Home	49,242
9-16-79	14	26	Home	54,212
11- 9-80	21	34	Home	45,340
10-11-81	14	31	Home	52,728
12-11-83	20 (OT)	17	Away	45,182
10- 6-85	23	21	Home	56,364
9-20-87	10	27	Away	57,485
<b>Pittsburgh Steelers (5-4-0)</b>				
10-29-67	10	14	Home	68,911
10-20-68	16	12	Away	32,303
12-15-68	24	14	Home	66,131

12-21-69	27	14	Home	72,256
11-25-74	7	28	Home	71,907
11- 5-78	14	20	Away	48,525
10- 4-81	6	20	Home	64,578
11-19-84	27	24	Home	66,005
11-29-87	20	16	Away	47,896
<b>St. Louis Cardinals (5-10-0)</b>				
12- 3-67	20	31	Away	41,171
9-29-68	20	21	Home	79,021
10-27-68	17	31	Away	45,478
11- 2-69	51	42	Away	46,718
10-11-70	17	24	Away	45,294
12- 8-74	14	0	Home	57,152
10-23-77	31	49	Away	48,417
10- 5-80	7	40	Home	45,388
12- 6-81	3	30	Away	46,923
9-12-82	7	21	Home	58,763
9- 4-83	28	17	Home	65,225
9-23-84	34	24	Home	58,723
12- 8-85	16	28	Away	29,527
11-16-86	16	7	Away	32,069
10-11-87	19	24	Away	11,795
<b>San Diego Chargers (0-3-0)</b>				
11-18-73	14	27	Away	44,356
10- 9-77	0	14	Home	53,942
12- 9-79	0	35	Home	61,059
<b>San Francisco 49ers (11-24-2)</b>				
10-22-67	13	27	Away	34,285
11-23-69	43	38	Home	71,448
10-18-70	20	20	Away	39,446
12-13-70	27	38	Home	61,940
9-26-71	20	38	Home	81,596
11-14-71	26	20	Away	45,138
10- 1-72	2	37	Home	69,840
10-22-72	20	20	Away	59,167
10-21-73	0	40	Away	52,629
12- 9-73	16	10	Home	62,490
9-15-74	13	17	Home	65,071
12-15-74	21	35	Away	49,567
10-19-75	21	25	Away	40,990
11-23-75	6	16	Home	40,328
10-17-76	3	33	Away	43,160
12-12-76	7	27	Home	42,536
11-13-77	7	10 (OT)	Home	41,564
11-27-77	17	20	Away	33,702
10-15-78	14	7	Away	37,671
12- 3-78	24	13	Home	50,068
9-23-79	30	21	Away	39,727
11-11-79	31	20	Home	65,551
9- 7-80	23	26	Home	58,621
12- 7-80	35	38 (OT)	Away	37,949
9-27-81	14	21	Away	44,433
12-20-81	17	21	Home	43,639
11-28-82	23	20	Away	51,611
10-16-83	13	32	Home	68,154
11-13-83	0	27	Away	40,022
9-16-84	20	30	Away	57,611
11-25-84	3	35	Home	65,117
9-29-85	20	17	Away	58,053
12-15-85	19	31	Home	46,065
9-21-86	17	26	Away	58,297

11- 2-86	23	10	Home	53,234
10-25-87	22	24	Home	60,497
11-15-87	26	24	Away	60,436
<b>Seattle Seahawks (1-2-0)</b>				
11-21-76	51	27	Away	61,865
11-18-79	24	38	Away	60,055
11-10-85	3	27	Home	47,365
<b>Tampa Bay Buccaneers (7-3-0)</b>				
12-11-77	14	33	Home	40,124
12-17-78	17	10	Away	51,209
10-14-79	42	14	Away	67,640
11-29-81	14	31	Home	62,209
12- 5-82	10	13	Home	61,709
10-23-83	24	21	Away	48,242
9- 9-84	17	13	Home	54,686
9-22-85	20	13	Home	45,320
10-19-86	38	7	Home	43,355
12- 6-87	44	34	Home	66,471
<b>Washington Redskins (4-8-0)</b>				
9-24-67	10	30	Home	74,937
12-17-67	30	14	Away	50,486
9-22-68	37	17	Home	65,941
9-21-69	20	26	Home	73,147
12-14-69	14	17	Away	50,354
10-31-71	14	24	Away	53,041
10-28-73	19	3	Home	66,315
9-21-75	3	41	Away	54,414
10-28-79	14	10	Away	52,133
10-26-80	14	22	Away	51,375
12-26-82	10	27	Home	48,667
10- 5-86	6	14	Home	57,317

## THE LAST TIME

**Intercepted pass returned for TD** — Sept. 14, 1986, by James Haynes, 17 yards vs. Green Bay.

**Fumble recovery returned for TD** — Dec. 1, 1985, by Jack Del Rio, 22 yards vs. Los Angeles Rams.

**Fumble recovered in end zone for TD** — Dec. 18, 1983, by Steve Korte vs. Los Angeles Rams.

**Punt Return for TD** — Dec. 15, 1968, by Charlie Brown, 53 yards vs. Pittsburgh.

**Kickoff Return for TD** — Sept. 21, 1986 by Mel Gray, 101 yards vs. San Francisco.

# SAINTS HISTORY

## 1966

- Nov. 1** — National Football League Franchise awarded to New Orleans on All Saints Day.
- Dec. 15** — John W. Mecom, Jr. becomes majority stockholder-president of NFL's 16th franchise.
- Dec. 22** — Vic Schwenk appointed director of player personnel and becomes first major employee hired by New Orleans franchise 1967

## 1967

- Jan. 9** — Name New Orleans' professional football team Saints.
- Jan. 27** — Former Ole Miss and Rams kicker Paige Cothren first player signed.
- Feb. 9** — Saints select 42 players in NFL expansion draft.
- Mar. 8** — First season ticket drive launched and Saints sell 20,000 first day and 33,400 before first league game.
- Mar. 14** — Saints make fullback Les Kelley of Alabama top choice in common draft.
- July 1** — Seventy-six players (mostly rookies) report for first training camp at California-Western University in San Diego.
- July 6** — Former Green Bay fullback great Jim Taylor signs with Saints.
- July 8** — Veterans report to training camp.
- July 25** — Bert Rose appointed executive vice-president and general manager.
- Aug. 2** — Saints lose first preseason game to Los Angeles, 16-7 before 26,364 at Anaheim, Calif.
- Aug. 12** — Saints score first preseason victory by beating St. Louis 23-14 before crowd of 25,500 at Shreveport, La.
- Sep. 9** — Saints record first preseason victory in New Orleans downing Atlanta 27-14 before 67,486. Victory gave Saints 5-1 preseason record, best ever for first-year expansion team.
- Sep. 17** — Saints open season losing to Los Angeles 27-13 after rookie John Gilliam returned opening kickoff 94 yards for a touchdown.
- Nov. 5** — Saints earn first NFL victory beating Philadelphia 31-24 as Walt Roberts scores three touchdowns at Tulane Stadium.
- Dec. 17** — Saints defeat Washington 30-14 as rookie Danny Abramowicz scores two touchdowns. Saints wind up with 3-11 record and equal win output for first-year expansion team. Cornerback Dave Whitsell's 10 interceptions tie for best in NFL and earn UPI Comeback Player of the Year honors along with second-team All-Pro recognition and invitation to Pro Bowl.

## 1968

- Nov. 3** — Saints lose to Dallas 17-3 before home-record crowd of 84,728 at Tulane Stadium.
- Dec. 15** — Saints defeat Pittsburgh 24-14 in season's windup to emerge with 4-9-1 record and third-place finish in Century Division. Saints' two-year record of 7-20-1, best ever for an expansion team. Defensive tackle Dave Rowe named to play in Pro Bowl.

## 1969

- Oct. 5** — Saints' Tom Dempsey kicks 55-yard field goal against Rams at Los Angeles. Kick was NFL's longest that season and one yard short of pro football record.

- Nov. 2** — Saints snap six-game losing streak at St. Louis, 51-42. Game set NFL record of most total touchdowns in one game via passing with Bill Kilmer and Charlie Johnson connecting on six apiece. Five other Saints records set: most first downs (26), most total offensive yards (508), most passing yards (354), most points (51) and most PATs (6).
- Nov. 16** — Tom Dempsey sets Saints record with 4 field goals against Giants in New York, scoring fourth with 11 seconds left to pull out 25-24 victory. Win began three-game Saints victory streak as New Orleans also downed San Francisco 43-38 and Philadelphia 26-17.
- Dec. 21** — Saints close third season with 27-24 victory over Pittsburgh to bring record to 5-9. Dan Abramowicz wins NFL receiving championship with 73 catches for 1,015 yards and 7 TDs and All-NFL honors. Saints continue to hold NFL expansion team winning record with three-year report of 12-29-1. Defensive end Doug Atkins retires after 17-year career, wins second-team all-Pro honors. Tom Dempsey, Jake Kupp, Tony Baker and Andy Livingston tapped for Pro Bowl with entire Saints coaching staff.

## 1970

- Jan. 16** — In realignment of National Conference, Saints form Western Division with Los Angeles, San Francisco and Atlanta.
- Nov. 3** — J.D. Roberts replaces Tom Fears and becomes the second head coach in Saints history.
- Nov. 8** — Tom Dempsey kicks 63-yard field — longest in NFL history — on final play to defeat Detroit 19-17.

## 1971

- Jan. 28** — Saints draft quarterback Archie Manning of Mississippi in first round after trading quarterback Bill Kilmer to Washington for linebacker Tom Rousell plus 4th and 8th round picks in 1972 draft.
- Aug. 11** — Louisiana Superdome construction begins.
- Sep. 19** — Saints upset Rams in season's opener in New Orleans 24-20. Rookie Archie Manning makes first regular season start and runs for one-yard touchdown on final play after hitting 16 of 29 passes for 218 yards and another touchdown.
- Oct. 17** — Archie Manning rushes for two touchdowns as Saints defeat Cowboys 24-20 before 83,088 at New Orleans. Cowboys went on to win Super Bowl.

## 1972

- Jan. 7** — Richard F. Gordon, Jr. retires from U.S. Naval aerospace program and is appointed executive vice-president of Saints.

## 1973

- Aug. 26** — John North replaces J.D. Roberts and becomes Saints' third head coach.
- Nov. 4** — Saints score first shutout ever by blanking Buffalo 13-0 in New Orleans. Saints hold O.J. Simpson to 79 yards on 20 rushes as he headed to 2,003-yard season.
- Dec. 16** — Saints finish 5-9, again tying best season eve for club.

## 1974

- Dec. 14** — Saints again finish 5-9, tying best mark in their history.

## 1975

- Aug. 3** — Louisiana Superdome is dedicated.

- Aug. 9 — Saints play Houston before 72,434 in first football game in Superdome. Saints lose, 13-7.
- Sept. 28 — Saints lose to Cincinnati 21-0 before 52,531 in first National Football League game at Superdome.
- Oct. 27 — John North is replaced as head coach by Ernie Hefferle, director of pro personnel, on interim basis.

- Nov. 2 — Saints beat Atlanta 23-7 in Ernie Hefferle's first game.

## 1976

- Jan. 20 — Saints hire Hank Stram as fourth head coach in club's history.
- Nov. 21 — Saints beat Seahawks at Seattle 51-27 to tie club record for most points scored in one game.

## 1977

- Oct. 30 — Saints upset Los Angeles 27-26 at Superdome on faked field goal pass from Tom Blanchard to Elois Grooms.
- Dec. 18 — Saints season rushing and touchdown records fall to Chuck Muncie with 811 yards and Henry Childs with nine touchdowns.

## 1978

- Feb. 6 — Dick Nolan is appointed head coach to replace Hank Stram. In other key front office moves, Eddie Jones is named executive vice-president and Harry Hulmes vice-president of player personnel.
- June 11 — Archie Manning wins Byron (Whizzer) White Award for contributions to his team, community and country.
- Oct. 22 — Saints upset Rams 10-3 for first ever win at Los Angeles Coliseum.
- Dec. 3 — Saints beat 49ers 24-13 at Superdome to become first New Orleans team to win six games.
- Dec. 17 — Saints end best season with 7-9 record after win at Tampa Bay 17-10. Quarterback Archie Manning named Player of the Year and MVP in National Conference and selected to play in Pro Bowl.

## 1979

- June 5 — Saints move administrative office from Lee Circle to Superdome.
- Oct. 14 — Saints score 42 points in second half in 42-14 win at Tampa Bay. Scores came on six successive possessions in offensive masterpiece.
- Oct. 28 — Saints tie club record of three consecutive wins and move into undisputed first place in NFC Western Division with 14-10 win at Washington. Saints stopped Redskins 18 times with goal to go and 7 times within two-yard line.
- Dec. 3 — Chuck Muncie rushes for 128 yards to become first Saint to surpass 1,000-yard milestone en route to 1,198-yard season. Saints, alas, saw 35-14 lead disappear in 42-35 loss to Oakland in Monday night TV game at Superdome.
- Dec. 16 — Saints end season 8-8, most successful in their history by beating Super Bowl-bound Rams 29-14 in last game for Rams at Coliseum.
- Dec. 20 — Steve Rosenbloom is introduced as new executive vice-president and general manager of Saints at Superdome news conference.

## 1980

- Jan. 27 — Chuck Muncie is selected MVP as NFC scores 37-27 win in Pro Bowl. Saints also represented well by Archie Manning, Tommy Myers, Wes Chandler and Henry Childs.
- Nov. 24 — Saints lose to Los Angeles, 27-7 in Monday night game at Superdome. Head coach Dick Nolan is relieved of his duties following the game. Dick Stanfel is named interim head coach.

- Dec. 14 — Saints end 14-game losing streak, longest in team history, by beating Jets 21-20 in snowstorm at Shea Stadium.

## 1981

- Jan. 20 — General manager Steve Rosenbloom and vice-president of player personnel Dick Steinberg resign.
- Jan. 22 — O.A. (Bum) Phillips is announced as head coach.
- Apr. 28 — Saints select running back George Rogers, 1980 Heisman Trophy winner, with first overall choice in NFL draft.
- Oct. 12 — John Mecom, Sr., father of Saints owner John, Jr. and key figure in team history, dies at age 70 in Houston, Texas.
- Nov. 8 — Saints defeat NFC West rival Los Angeles 21-13 at Anaheim Stadium to sweep Rams home-and-away for first time in Saints franchise history.
- Dec. 20 — George Rogers gains 107 yards in 21-17 loss to San Francisco and becomes 1981 NFL rushing champion and all-time NFL rookie rusher with 1,674 yards for season.

## 1982

- Jan. 20 — George Rogers appears for NFC squad in Pro Bowl in Honolulu, Hawaii.
- Feb. 17 — Eddie Jones is named Saints president, head coach O.A. (Bum) Phillips is named general manager in addition to coaching title.
- Sept. 17 — Veteran quarterback Archie Manning is traded to Houston Oilers for tackle Leon Gray.
- Sept. 19 — Ken Stabler leads Saints to 10-0 shutout of Chicago Bears, the first road shutout in team history. Saints defense ranks no. 1 in NFL.
- Sept. 20 — National Football League Players Association announces that NFL players are on strike following Monday night game.
- Sept. 23 — NFL announces that scheduled Thursday night game will not be played. Announcement marks that first in an eight-week succession of similar announcements.
- Nov. 21 — NFL games resume. Saints defeat Kansas City 27-17 before a crowd of 39,341 at Superdome.
- Dec. 19 — Halfback George Rogers gains 166 yards rushing at Dallas, the top individual performance in NFL and Saints single-game record.

## 1983

- Jan. 2 — Saints defeat Atlanta, 35-6 in rescheduled game that concludes nine-game season with 4-5 record. Saints narrowly miss playoffs in complicated labyrinth of tie-breakers.
- Feb. 6 — Halfback George Rogers is in Honolulu for second successive Pro Bowl appearance.
- July 30 — Saints appear in Hall of Fame game for the second time in franchise history. Pittsburgh Steelers win game at Canton, Ohio 27-14.
- Sept. 4 — Halfback George Rogers sets team single-game record by rushing for 206 yards (24 carries) in 28-17 opening day win over St. Louis at the Superdome. Game marks third opening-day victory in team history.
- Sept. 18 — Saints defeat Chicago Bears 34-31 at Superdome in overtime for first sudden-death victory in franchise history.
- Dec. 18 — Saints host Los Angeles Rams at Superdome with franchise's first winning season and playoff berth on the line. Rams kick field goal with six seconds remaining for 26-24 victory. Saints finish season with NFC's no. 1 defense overall, and NFL's no. 1 defense against the pass, both franchise firsts. Final 8-8 record ties best season in franchise history (1979).

## 1984

- Jan. 29 — Linebacker Rickey Jackson represents Saints in NFC-AFC Pro Bowl in Honolulu, Hawaii.

- Feb. 18** — Saints acquire veteran quarterback Richard Todd from the New York Jets in exchange for the Saints' no. 1 choice in the 1984 NFL draft.
- Oct. 9** — Saints acquire RB Earl Campbell from Houston for Saints' first-round draft choice in 1985
- Oct. 22** — Quarterback Ken Stabler retires.
- Nov. 19** — Saints record first-ever win on prime time with 27-24 Monday night victory over Pittsburgh Steelers in Superdome.
- Nov. 26** — Saints owner John W. Mecom, Jr. announces that the Saints are for sale for the non-negotiable price of \$75 million.

## 1985

- Jan. 27** — Linebacker Rickey Jackson, defensive end Bruce Clark and punter Brian Hansen represent Saints at NFC-AFC Pro Bowl at Honolulu, Hawaii. Jackson made his second consecutive appearance in the game.
- Feb. 14** — Negotiations for the sale of the Saints between John Mecom and A.N. Pritzker break off, thrusting Tom Benson, negotiating in a secondary position for several weeks, to the forefront.
- Mar. 12** — Benson reaches agreement with Mecom for the sale of the Saints, dependent on state aid.
- Apr. 26** — Saints trade George Rogers and picks no. 5, 10 and 11 in 1985 draft to Washington for Redskins' no. 1 draft choice.
- May 31** — Ownership is transferred from Mecom to Benson for the sale price of \$70.204 million. Tom Benson will hold the position of managing general partner of the Saints.
- Nov. 25** — Head coach Bum Phillips resigns. President Eddie Jones, director of football operations Pat Peppler and offensive coordinator King Hill resign. Defensive coordinator Wade Phillips is named interim head coach.

## 1986

- Jan. 14** — Jim Finks is named president/general manager. Finks also joins in franchise ownership.
- Jan. 22** — Wade Phillips and assistant coaches are released.
- Jan. 28** — Jim Mora is named head coach.
- May 1** — Director of scouting Joe Woolley and scout Bobby Baldwin are released. Restructuring of scouting department begins with Bill Kuharich as director of player personnel.
- June 19** — Tom Benson announces new uniform design featuring Fleur de Lis logo inside State of Louisiana on the jersey and the pants.
- July 19** — Training Camp opens at Southeastern Louisiana University, Hammond.
- Aug. 18** — Running back Earl Campbell announces his retirement.
- Sep. 21** — Mel Gray breaks team record with 101-yard kickoff return for TD at San Francisco. Return was Saints' first for score since 1977.
- Sep. 28** — Saints take 17-0 first-half lead on New York Giants, only to falter in the second half and lose, 20-17. Giants went on to win Super Bowl.
- Nov. 9** — Saints record fifth shutout in history, holding Rams' Eric Dickerson to 57 yards, nine in the second half, in 6-0 win. The victory evened the Saints' mark at 5-5 after 1-4 start.
- Dec. 7** — Rueben Mayes broke team's single-game rushing record of 206 yards with 207 vs. Miami, but his final gain was called back along with winning TD. Saints lost 31-27 thriller as Mayes finished with 203 rushing yards.
- Dec. 21** — Saints have chance for .500 record for only third time in history. But Vikings parlayed 30-3 halftime lead into 33-17 victory, leaving Jim Mora's first Saints team with 7-9 mark. RB Rueben Mayes finished year with 1,353 yards rushing, fourth in NFL and is named consensus Rookie of the Year. Mayes is named to Pro Bowl along with Rickey Jackson and Morten Andersen.

## 1987

- May 1** — Construction begins on first of three phases of improvements to the Superdome. The improvements to the state-run Superdome are being paid

for completely with private funding. The first phase, a group of 28 lodge suites, will be completed in time for use by the 1987 season. Other phases are targeted for construction in the near future.

- July 25** — Rookies report to training camp at Southeastern Louisiana University.
- Aug. 17** — Fullback Hokie Gajan, attempting to come back from a 1985 knee injury, retires following an injury to his other knee. Gajan joins the Saints' player personnel department as a scout.
- Sep. 13** — Saints set team record with two safeties in a game as they open the season with a 28-21 win over the Cleveland Browns. Rueben Mayes opens the season with a 147-yard rushing effort in only the Saints' fourth opening-day win ever.
- Sep. 21** — NFL Players Association announces that players will be on strike following Monday night game.
- Sep. 22** — While players clear out their lockers, Saints personnel are preparing for games that will be played during the strike period with non-union personnel.
- Sep. 24** — NFL announces that games scheduled for the weekend of Sept. 27-28 will not be played, but games will resume the following weekend.
- Oct. 4** — Saints defeat Rams, 37-10 in Superdome before 29,745 fans in first replacement game. Saints QB John Fourcade, a New Orleans native, leads team to the win with two TD passes.
- Oct. 15** — Players' Association announces that strike is over, but not in time to play the coming weekend's games.
- Oct. 18** — Saints beat Chicago, 19-17 on four Florian Kempf field goals. The Saints replacements posted a 2-1 record.
- Oct. 19** — Regular players return to practice; bulk of replacement players return home. Several are retained.
- Oct. 25** — Saints fall to San Francisco, 24-22 in Superdome thriller. Following the game, Jim Mora makes his highly-publicized "coulda, woulda, shoulda" proclamation to media.
- Nov. 1** — On the franchise's 22nd birthday, Saints post largest margin of victory in team history, whitewashing Atlanta, 38-0. Win is the first in a team-record nine consecutive triumphs to close out the season.
- Nov. 29** — Saints hold on with two magnificent goal-line stands in the final quarter to defeat Pittsburgh, 20-16. Win ensured Saints' first-ever winning record.
- Dec. 6** — Saints beat Tampa Bay, 44-34 to lock up team's first playoff appearance.
- Dec. 13** — Saints win seventh straight, 24-10 over Houston, to lock up a host position in the NFC wild card game.
- Dec. 20** — Down 24-3 in the second quarter, Saints rally behind backup quarterback Dave Wilson for 31-24 win, the biggest come-from-behind effort in Saints history.
- Dec. 27** — Saints beat Green Bay, 33-24 to finish season with 12-3 record, and must wait for San Francisco to play that night to determine whether the Saints would win the NFC West and have the home field advantage throughout the playoffs, or host the NFC wild card game. The 49ers won, relegating the Saints to the wild card host role.

## 1988

- Jan. 3** — Saints jump out to 7-0 lead, but hot Vikings led 31-10 at halftime enroute to 44-10 win over Saints in the NFC wild card game. RB Rueben Mayes sustained torn ligaments in his knee, requiring surgery. After the game, Jim Mora said, "I'm proud of what we've accomplished this year. But we expect to do better next time."
- Six Saints, K Morten Andersen, TE Hoby Brenner, G Brad Edelman, RB Rueben Mayes, LB Sam Mills, CB Dave Waymer, were tabbed for the AFC-NFC Pro Bowl in Honolulu. For the second consecutive season, Mayes missed the game. Six is the most Saints players ever selected to play in the game.
- President/general manager Jim Finks was honored as the NFL executive of the year, and head coach Jim Mora was named the NFL coach of the year by every voting body.
- Apr. 21** — Head coach Jim Mora signs new five-year contract with Saints, a revision of his original contract which had two remaining seasons.

# Saints All-Time Results

1967 (3-11)				1970 (2-11-1)			
	Saints	Opp.			Saints	Opp.	
*Los Angeles (80,879)	13	27		*Atlanta (77,042)	3	14	
*Washington (74,937)	10	30		*Minnesota (47,900)	0	26	
*Cleveland (77,045)	7	42		*New York Giants (69,126)	14	10	
New York (62,670)	21	27		St. Louis (45,294)	17	24	
Dallas (52,562)	10	14		San Francisco (39,446)	20	20	
San Francisco (34,285)	13	27		Atlanta (58,850)	14	32	
*Pittsburgh (68,911)	10	14		*Los Angeles (77,861)	17	30	
*Philadelphia (59,596)	31	24		*Detroit (66,910)	19	17	
*Dallas (83,437)	10	27		Miami (42,866)	10	21	
Philadelphia (60,751)	21	48		*Denver (66,837)	6	31	
*Atlanta (83,437)	27	24		Cincinnati (59,342)	6	26	
St. Louis (41,171)	20	31		Los Angeles (66,410)	16	34	
Baltimore (60,238)	10	30		*San Francisco (61,940)	27	38	
Washington (50,486)	30	14		*Chicago (63,518)	3	24	
	233	379			172	347	
1968 (4-9-1)				1971 (4-8-2)			
	Saints	Opp.			Saints	Opp.	
*Cleveland (74,215)	10	24		*Los Angeles (70,915)	24	20	
*Washington (65,941)	37	17		*San Francisco (81,596)	20	38	
*St. Louis (79,021)	20	21		Houston (47,966)	13	13	
New York Giants (62,967)	21	38		Chicago (55,049)	14	35	
*Minnesota (71,105)	20	17		*Dallas (83,088)	24	14	
Pittsburgh (32,303)	16	12		Atlanta (58,850)	6	28	
St. Louis (45,478)	17	31		Washington (53,041)	14	24	
*Dallas (84,728)	3	17		*Oakland (83,102)	21	21	
Cleveland (71,025)	17	35		San Francisco (45,138)	26	20	
Green Bay (Milw. 49,644)	7	29		*Minnesota (83,130)	10	23	
Detroit (46,152)	20	20		Green Bay (Mil. 48,130)	29	21	
*Chicago (78,285)	17	23		Los Angeles (73,610)	28	45	
Philadelphia (57,128)	17	29		*Cleveland (72,794)	17	21	
*Pittsburgh (66,131)	24	14		*Atlanta (75,954)	20	24	
	246	327			266	347	
1969 (5-9)				1972 (2-11-1)			
	Saints	Opp.			Saints	Opp.	
*Washington (73,147)	20	26		Los Angeles (66,303)	14	34	
*Dallas (79,567)	17	21		*Kansas City (70,793)	17	20	
Los Angeles (54,879)	17	36		*San Francisco (69,840)	2	37	
*Cleveland (71,274)	17	27		New York Giants (62,507)	21	45	
*Baltimore (80,636)	10	30		*Atlanta (66,294)	14	21	
Philadelphia (60,658)	10	13		San Francisco (59,167)	20	20	
St. Louis (46,718)	51	42		*Philadelphia (65,554)	21	3	
Dallas (62,282)	17	33		Minnesota (49,784)	6	37	
New York (62,927)	25	24		Atlanta (58,850)	20	36	
*San Francisco (71,448)	43	38		Detroit (53,752)	14	27	
*Philadelphia (72,805)	26	17		*Los Angeles (64,325)	19	16	
Atlanta (57,021)	17	45		New York Jets (62,496)	17	18	
Washington (50,354)	14	17		*New England (64,889)	10	17	
*Pittsburgh (72,256)	27	24		*Green Bay (65,881)	20	30	
	311	393			215	361	

1973 (5-9)				1976 (4-10)			
	Saints	Opp.			Saints	Opp.	
*Atlanta (66,428)	7	62		*Minnesota (58,156)	9	40	
Dallas (52,715)	3	40		*Dallas (61,413)	6	24	
Baltimore (52,293)	10	14		Kansas City (53,918)	27	17	
*Chicago (56,561)	21	16		*Houston (51,973)	26	31	
*Detroit (57,810)	20	13		*Atlanta (51,521)	30	0	
San Francisco (52,629)	0	40		San Francisco (43,160)	3	33	
*Washington (66,315)	19	3		*Los Angeles (51,984)	10	16	
*Buffalo (74,770)	13	0		Atlanta (34,127)	20	23	
Los Angeles (70,358)	7	29		Green Bay (52,936)	27	32	
San Diego (44,356)	14	17		*Detroit (42,048)	17	16	
*Los Angeles (67,192)	13	24		Seattle (61,865)	51	27	
Green Bay (Mil. 47,890)	10	30		Los Angeles (54,906)	14	33	
*San Francisco (62,490)	16	10		New England (53,592)	6	27	
Atlanta (58,850)	10	14		*San Francisco (42,536)	7	27	
	163	312			253	346	
1974 (5-9)				1977 (3-11)			
	Saints	Opp.			Saints	Opp.	
*San Francisco (65,071)	13	17		*Green Bay (56,548)	20	24	
Los Angeles (64,178)	0	24		Detroit (51,548)	19	23	
*Atlanta (62,273)	14	13		Chicago (51,488)	42	24	
Chicago (55,753)	10	24		*San Diego (53,942)	0	14	
Denver (51,706)	17	33		Los Angeles (46,045)	7	14	
Atlanta (58,850)	13	3		St. Louis (48,417)	31	49	
*Philadelphia (64,257)	14	10		*Los Angeles (59,023)	27	26	
Detroit (49,127)	14	19		Philadelphia (53,482)	7	28	
*Miami (74,289)	0	21		*San Francisco (41,564)	7(OT)	10	
*Los Angeles (57,287)	20	7		Atlanta (43,135)	21	20	
*Pittsburgh (71,907)	7	28		San Francisco (33,702)	17	20	
Minnesota (48,456)	9	29		*New York Jets (40,464)	13	16	
*St. Louis (57,152)	14	0		*Tampa Bay (40,124)	14	33	
San Francisco (49,567)	21	35		Atlanta (36,895)	7	35	
	166	263			232	336	
1975 (2-12)				1978 (7-9)			
	Saints	Opp.			Saints	Opp.	
Washington (54,414)	3	41		*Minnesota (54,187)	31	24	
*Cincinnati (52,531)	0	21		Green Bay (Mil. 54,336)	17	28	
Atlanta (29,444)	7	14		*Philadelphia (49,242)	17	24	
*Green Bay (51,371)	20	19		Cincinnati (40,455)	20	18	
San Francisco (40,990)	21	35		*Los Angeles (61,654)	20	26	
Los Angeles (60,771)	14	38		*Cleveland (50,158)	16	24	
*Atlanta (56,614)	23	7		San Francisco (37,671)	14	7	
Oakland (51,764)	10	48		Los Angeles (47,574)	10	3	
*Minnesota (52,765)	7	20		*New York Giants (58,806)	28	17	
*San Francisco (40,328)	6	16		Pittsburgh (48,525)	14	20	
Cleveland (44,753)	16	17		*Atlanta (70,323)	17	20	
*Los Angeles (39,958)	7	14		Dallas (57,920)	7	27	
*New York Giants (40,150)	14	28		Atlanta (55,121)	17	20	
*Chicago (33,371)	17	42		*San Francisco (50,068)	24	13	
	165	360		*Houston (63,169)	12	17	
				Tampa Bay (51,209)	17	10	
					281	298	

1979 (8-8)	Saints	Opp.	1982 (4-5)	Saints	Opp.
*Atlanta (70,940)	34	(OT) 40	*St. Louis (58,763)	7	21
Green Bay (53,184)	19	28	Chicago (56,600)	10	0
*Philadelphia (54,212)	14	26	*Kansas City (39,341)	27	17
San Francisco (39,727)	30	21	San Francisco (51,611)	23	20
*New York Giants (51,543)	24	14	*Tampa Bay (61,709)	10	13
*Los Angeles (68,986)	17	35	Atlanta (39,535)	0	35
Tampa Bay (67,640)	42	14	Dallas (64,506)	7	21
*Detroit (57,428)	17	7	*Washington (48,667)	10	27
Washington (52,133)	14	10	*Atlanta (47,336)	35	6
Denver (74,482)	3	10		129	160
*San Francisco (65,551)	31	20			
Seattle (60,055)	24	38			
Atlanta (42,815)	37	6			
*Oakland (65,541)	35	42			
*San Diego (61,059)	0	35			
Los Angeles (53,879)	29	14			
	370	360			

1980 (1-15)	Saints	Opp.	1983 (8-8)	Saints	Opp.
*San Francisco (58,621)	23	26	*St. Louis (65,225)	28	17
Chicago (62,523)	3	22	Los Angeles (45,572)	27	30
*Buffalo (51,154)	26	35	*Chicago (64,692)	34	(OT) 31
Miami (40,946)	16	21	Dallas (62,136)	20	21
*St. Louis (45,388)	7	40	*Miami (66,489)	17	7
*Atlanta (62,651)	14	41	Atlanta (51,654)	19	17
Washington (51,375)	14	22	*San Francisco (68,154)	13	32
Los Angeles (59,909)	31	45	Tampa Bay (48,242)	24	21
*Philadelphia (45,340)	21	34	Buffalo (49,413)	21	27
Atlanta (53,871)	13	31	*Atlanta (67,062)	27	10
*Los Angeles (53,488)	7	27	San Francisco (40,022)	0	27
*Minnesota (30,936)	20	23	*New York Jets (68,606)	28	31
San Francisco (37,949)	35	(OT) 38	*Minnesota (59,502)	17	16
New York Jets (38,077)	21	20	New England (24,579)	0	7
*New England (38,277)	27	38	Philadelphia (45,182)	20	(OT) 17
	291	487	*Los Angeles (70,148)	24	26
				319	337

1981 (4-12)	Saints	Opp.	1984 (7-9)	Saints	Opp.
Atlanta (57,406)	0	27	*Atlanta (66,652)	28	36
*Los Angeles (62,063)	23	17	*Tampa Bay (54,686)	17	13
N.Y. Giants (69,814)	7	20	San Francisco (57,611)	20	30
San Francisco (44,433)	14	21	*St. Louis (58,723)	34	31
*Pittsburgh (64,578)	6	20	Houston (43,108)	27	10
*Philadelphia (52,728)	14	31	Chicago (53,752)	7	20
Cleveland (76,059)	17	20	*Los Angeles (63,161)	10	28
*Cincinnati (46,336)	17	7	Dallas (50,966)	27	(OT) 30
*Atlanta (63,637)	10	41	Cleveland (52,849)	16	14
Los Angeles (61,068)	21	13	*Green Bay (57,426)	13	23
Minnesota (45,215)	20	10	Atlanta (40,590)	17	13
Houston (49,581)	27	24	*Pittsburgh (66,005)	27	24
*Tampa Bay (62,209)	14	31	San Francisco (65,117)	3	35
St. Louis (46,923)	3	30	Los Angeles (49,348)	21	34
*Green Bay (45,518)	7	35	*Cincinnati (40,855)	21	24
*San Francisco (43,639)	17	21	New York Giants (63,739)	10	3
	207	378		298	361

1985 (5-11)	Saints	Opp.
*Kansas City (57,760)	27	47
Denver (74,448)	23	34
*Tampa Bay (45,320)	20	13
San Francisco (58,053)	20	17
*Philadelphia (56,364)	23	21
L.A. Raiders (48,152)	13	23
Atlanta (44,784)	24	31
*New York Giants (54,082)	13	21
Los Angeles (49,030)	10	28
*Seattle (47,365)	3	27
Green Bay (Milw. 52,104)	14	38
Minnesota (54,117)	30	23
*Los Angeles (44,122)	29	3
St. Louis (29,527)	16	28
*San Francisco (46,065)	19	31
*Atlanta (37,717)	10	16
	294	401

1986 (7-9)	Saints	Opp.
*Atlanta (67,950)	10	31
*Green Bay (56,383)	24	10
San Francisco (58,297)	17	26
N.Y. Giants (72,765)	17	20
*Washington (57,317)	6	14
Indianapolis (53,512)	17	14
*Tampa Bay (43,355)	38	7
N. Y. Jets (44,246)	23	28
*San Francisco (53,234)	23	10
*Los Angeles (62,352)	6	0
St. Louis (32,069)	16	7
Los Angeles (58,600)	13	26
*New England (58,259)	20	21
*Miami (64,761)	27	31
Atlanta (39,994)	14	9
Minnesota (51,209)	17	33
	288	287

1987 (12-3)	Saints	Opp.
*Cleveland (59,900)	28	21
Philadelphia (57,485)	10	27
*Los Angeles (29,745)	37	10
St. Louis (11,795)	19	24
Chicago (46,813)	19	17
*San Francisco (60,497)	22	24
Atlanta (42,196)	38	0
Los Angeles (43,379)	31	14
San Francisco (60,436)	26	24
*N.Y. Giants (67,639)	23	14
Pittsburgh (47,896)	20	16
*Tampa Bay (66,471)	44	34
*Houston (68,257)	24	10
Cincinnati (43,424)	41	24
*Green Bay (68,364)	33	24
	422	283

## SAINTS 1988 SUMMER CALENDAR

- July 16 — Rookies and free agents report to training camp at the University of Wisconsin-LaCrosse
- July 17 — Player Physicals
- July 18 — First practice
- July 22 — Veterans report to training camp
- July 23 — Veteran Physicals
- July 24 — First full-squad practice
- July 30 — Intra-squad scrimmage at Wisconsin-LaCrosse
- July 31 — Detroit Lions arrive in LaCrosse for practices with Saints
- Aug. 5 — Lions depart LaCrosse
- Aug. 7 — Saints vs. Minnesota Vikings at Metrodome, 7 p.m. (ESPN-TV)
- Aug. 12 — Saints vs. Phoenix Cardinals at Sun Devil Stadium, 8:30 p.m. CDT
- Aug. 19 — Break camp, travel to Indianapolis
- Aug. 20 — Saints vs. Indianapolis Colts at Hoosier Dome, 7:30 p.m.
- Aug. 23 — Roster reduction to 60 players
- Aug. 26 — Touchdown Club Welcome Saints Luncheon, Noon
- Aug. 27 — Saints vs. Pittsburgh Steelers at Superdome, 11:30 a.m. (ABC-TV)
- Aug. 29 — Final roster reduction to 49 players; first regular season workout
- Sept. 4 — NFL regular season opener, Saints vs. San Francisco 49ers at Superdome, noon

NFC Wild Card Playoff	
*Minnesota (68,127)	10
	44

# Saints Preseason Results

<b>1967 (5-1)</b>	<b>Saints</b>	<b>Opp.</b>	Baltimore (38,879) at Baltimore.....	26 OT	20
Los Angeles (26,364) at Anaheim.....	7	16	Cincinnati (60,044) at New Orleans.....	13	10
St. Louis (25,500) at Shreveport.....	23	14	Miami (63,383) at New Orleans.....	7	20
Pittsburgh (35,000) at Baton Rouge.....	20	17			
San Francisco (23,348) at Portland,Ore.....	24	10	<b>1977 (5-1)</b>	<b>Saints</b>	<b>Opp.</b>
Miami (11,214) at Charleston, S.C.....	20	17	Chicago (55,163) at Chicago.....	20	14
Atlanta (67,486) at New Orleans.....	27	14	N.Y. Giants (49,900) at New Orleans.....	23	7
			Buffalo (66,282) at New Orleans.....	20	17
<b>1968 (2-4)</b>	<b>Saints</b>	<b>Opp.</b>	N.Y. Jets (49,455) at New Orleans.....	14	20
Los Angeles (29,505) at Anaheim.....	7	21	Miami (39,970) at Miami.....	17	10
Boston (57,152) at New Orleans.....	19	0	Houston (49,964) at New Orleans.....	20	16
Houston (42,734) at Houston.....	23	24			
Cleveland (70,045) at New Orleans.....	40	27	<b>1978 (2-2)</b>	<b>Saints</b>	<b>Opp.</b>
Atlanta (49,832) at Atlanta.....	10	16	Philadelphia (30,000) at Mexico City.....	14	7
Minnesota (23,000) at Shreveport.....	17	20	Miami (54,105) at New Orleans.....	17	31
			Tampa Bay (49,042) at New Orleans.....	3	14
<b>1969 (2-4)</b>	<b>Saints</b>	<b>Opp.</b>	Houston (49,554) at Houston.....	17	3
San Diego (31,683) at San Diego.....	7	10			
Denver (28,356) at Denver.....	28	22	<b>1979 (1-3)</b>	<b>Saints</b>	<b>Opp.</b>
Pittsburgh (40,000) at Baton Rouge.....	24	34	Miami (44,704) at Miami.....	7	14
Atlanta (69,898) at New Orleans.....	21	17	Chicago (45,085) at New Orleans.....	6	13
Houston (79,937) at New Orleans.....	14	30	Tampa Bay (49,042) at Tampa.....	7	14
Detroit (30,312) at Detroit.....	7	42	Houston (54,469) at New Orleans.....	10	7
<b>1970 (4-2)</b>	<b>Saints</b>	<b>Opp.</b>	<b>1980 (1-3)</b>	<b>Saints</b>	<b>Opp.</b>
Minnesota (17,932) at Canton.....	14	13	St. Louis (57,923) at New Orleans.....	17	13
Houston (46,223) at Houston.....	19	10	Houston (43,376) at Houston.....	17	20
Detroit (76,778) at New Orleans.....	17	31	Detroit (49,631) at Detroit.....	17	40
Boston (32,000) at Jackson.....	26	20	Miami (50,635) at New Orleans.....	0	20
N.Y. Jets (78,581) at New Orleans.....	14	27			
San Diego (63,904) at New Orleans.....	20	14	<b>1981 (3-1)</b>	<b>Saints</b>	<b>Opp.</b>
			Baltimore (46,792) at New Orleans.....	24	23
<b>1971 (0-6)</b>	<b>Saints</b>	<b>Opp.</b>	Houston (67,562) at New Orleans.....	27	7
Buffalo (35,758) at Buffalo.....	10	14	Philadelphia (28,001) at Syracuse, N.Y.....	6	37
Dallas (73,560) at Dallas.....	21	36	Detroit (52,090) at New Orleans.....	200T	17
Kansas City (70,459) at New Orleans.....	7	27			
San Diego (35,405) at San Diego.....	7	22	<b>1982 (1-3)</b>	<b>Saints</b>	<b>Opp.</b>
Philadelphia (60,487) at New Orleans.....	0	34	Houston (44,599) at Houston.....	20	22
Houston (60,971) at New Orleans.....	17	24	Kansas City (46,585) at New Orleans.....	6	3
			Cleveland (55,689) at New Orleans.....	17	20
<b>1972 (1-4-1)</b>	<b>Saints</b>	<b>Opp.</b>	Minnesota (59,810) at Minneapolis.....	21	24
Philadelphia (53,372) at Philadelphia.....	13	10			
Buffalo (66,762) at New Orleans.....	21	24	<b>1983 (3-2)</b>	<b>Saints</b>	<b>Opp.</b>
Dallas (81,070) at New Orleans.....	7	30	Pittsburgh (23,909) at Canton, Ohio.....	14	27
San Diego (64,506) at New Orleans.....	14	16	Tampa Bay (53,111) at Tampa.....	17	20
Pittsburgh (43,302) at Memphis.....	7	56	Miami (38,735) at Miami.....	19	17
Houston (44,571) at Houston.....	14	14	Houston (60,430) at New Orleans.....	20	13
			N.Y.Jets (58,176) at New Orleans.....	17	10
<b>1973 (1-5)</b>	<b>Saints</b>	<b>Opp.</b>	<b>1984 (3-1)</b>	<b>Saints</b>	<b>Opp.</b>
Kansas City (67,216) at Kansas City.....	6	12	Kansas City (34,230) at Kansas City.....	34	20
Miami (80,050) at Miami.....	13	14	Atlanta (58,502) at New Orleans.....	31	21
Dallas (61,022) at Dallas.....	14	24	Houston (45,522) at Houston.....	31	19
New England (64,131) at New Orleans.....	6	31	Washington (52,040) at New Orleans.....	9	14
N.Y. Jets (67,434) at New Orleans.....	17	28			
Houston (62,339) at New Orleans.....	16	10	<b>1985 (1-3)</b>	<b>Saints</b>	<b>Opp.</b>
			New England (27,014) at New England.....	32	20
<b>1974 (3-3)</b>	<b>Saints</b>	<b>Opp.</b>	Houston (53,491) at New Orleans.....	20	23
Pittsburgh (45,339) at New Orleans.....	7	26	Tampa Bay (49,337) at New Orleans.....	10	14
Miami (41,524) at Miami.....	20	45	San Diego (40,462) at San Diego.....	20	21
New England (20,456) at Foxboro.....	3	7			
Dallas (56,563) at New Orleans.....	16	7	<b>1986 (2-2)</b>	<b>Saints</b>	<b>Opp.</b>
N.Y. Jets (59,829) at New Orleans.....	24	7	Denver (47,408) at Denver.....	10	10
Houston (35,103) at Houston.....	24	16	New England (54,364) at New Orleans.....	34	38
			Houston (38,617) at Houston.....	13	24
<b>1975 (2-4)</b>	<b>Saints</b>	<b>Opp.</b>	Kansas City (47,945) at New Orleans.....	13	10
Houston (72,434) at New Orleans.....	7	13			
Denver (40,089) at New Orleans.....	24	21	<b>1987 (3-1)</b>	<b>Saints</b>	<b>Opp.</b>
Miami (61,253) at New Orleans.....	10	20	Minnesota (52,884) at New Orleans.....	23	17
Baltimore (60,843) at New Orleans.....	27	3	Houston (51,562) at New Orleans.....	13	16
Pittsburgh (47,341) at Pittsburgh.....	3	24	Pittsburgh (46,770) at New Orleans.....	31	28
Cincinnati (48,453) at Cincinnati.....	0	20	Cincinnati (46,289) at Cincinnati.....	26	14
<b>1976 (4-2)</b>	<b>Saints</b>	<b>Opp.</b>			
Pittsburgh (56,039) at New Orleans.....	14	24			
Houston (38,675) at Houston.....	13	10			
Buffalo (36,110) at Buffalo.....	21	14			

# Saints Standings

<b>1967</b>	<b>(Capitol Division, 4th place)</b>	Dallas 9 5 0 .643	Philadelphia 6 7 1 .462	Washington 5 6 3 .455	New Orleans 3 11 0 .214
<b>1968</b>	<b>(Century Division, 3rd place)</b>	Cleveland 10 4 0 .714	St. Louis 9 4 1 .692	New Orleans 4 9 1 .308	Pittsburgh 2 11 1 .154
<b>1969</b>	<b>(Capitol Division, 3rd place)</b>	Dallas 11 2 1 .846	Washington 7 5 2 .583	New Orleans 5 9 0 .357	Philadelphia 4 9 1 .308
<b>1970</b>	<b>(Western Division, 4th place)</b>	San Francisco 10 3 1 .769	Los Angeles 8 5 1 .615	Atlanta 4 8 2 .333	New Orleans 2 11 1 .154
<b>1971</b>	<b>(Western Division, 4th place)</b>	San Francisco 9 5 0 .643	Los Angeles 8 5 1 .615	Atlanta 7 6 1 .538	New Orleans 4 8 2 .333
<b>1972</b>	<b>(Western Division, 4th place)</b>	San Francisco 9 5 0 .615	Atlanta 7 7 0 .500	Los Angeles 6 7 1 .464	New Orleans 2 11 1 .154
<b>1973</b>	<b>(Western Division, 3rd place)</b>	Los Angeles 12 2 0 .857	Atlanta 9 5 0 .643	New Orleans 5 9 0 .357	San Francisco 5 9 0 .357
<b>1974</b>	<b>(Western Division, 3rd place)</b>	Los Angeles 10 4 0 .714	San Francisco 6 8 0 .429	New Orleans 5 9 0 .357	Atlanta 3 11 0 .214
<b>1975</b>	<b>(Western Division, 4th place)</b>	Los Angeles 12 2 0 .857	San Francisco 5 9 0 .357	Atlanta 4 10 0 .286	New Orleans 2 12 0 .143
<b>1976</b>	<b>(Western Division, 3rd place)</b>	Los Angeles 10 3 1 .750	San Francisco 8 6 0 .571	New Orleans 4 10 0 .286	Atlanta 4 10 0 .286
		Seattle 2 12 0 .143			
<b>1977</b>	<b>(Western Division, 4th place)</b>	Los Angeles 10 4 0 .714	Atlanta 7 7 0 .500	San Francisco 5 9 0 .357	New Orleans 3 11 0 .214
<b>1978</b>	<b>(Western Division, 3rd place)</b>	Los Angeles 12 4 0 .750	Atlanta 9 7 0 .563	New Orleans 7 9 0 .438	San Francisco 2 14 0 .125
<b>1979</b>	<b>(Western Division, 2nd place)</b>	Los Angeles 9 7 0 .563	New Orleans 8 8 0 .500	Atlanta 6 10 0 .375	San Francisco 2 14 0 .125
<b>1980</b>	<b>(Western Division, 4th place)</b>	Atlanta 12 4 0 .750	Los Angeles 11 5 0 .687	San Francisco 6 10 0 .375	New Orleans 1 15 0 .062
<b>1981</b>	<b>(Western Division, 4th place)</b>	San Francisco 13 3 0 .813	Atlanta 7 9 0 .438	Los Angeles 6 10 0 .375	New Orleans 4 12 0 .250
<b>1982</b>	<b>(Western Division, 2nd place)</b>	Atlanta 5 4 0 .556	New Orleans 4 5 0 .444	San Francisco 3 6 0 .333	Los Angeles 2 7 0 .222
<b>1983</b>	<b>(Western Division, 3rd place)</b>	San Francisco 10 6 0 .625	Los Angeles 9 7 0 .563	New Orleans 8 8 0 .500	Atlanta 7 9 0 .438
<b>1984</b>	<b>(Western Division, 3rd place)</b>	San Francisco 15 1 0 .938	Los Angeles 10 6 0 .625	New Orleans 7 9 0 .438	Atlanta 4 12 0 .250
<b>1985</b>	<b>(Western Division, 3rd place)</b>	Los Angeles 11 5 0 .687	San Francisco 10 6 0 .625	New Orleans 5 11 0 .313	Atlanta 4 12 0 .250
<b>1986</b>	<b>(Western Division, 4th place)</b>	San Francisco 10 5 1 .656	Los Angeles 10 6 0 .625	Atlanta 7 8 1 .469	New Orleans 7 9 0 .438
<b>1987</b>	<b>(Western Division, 2nd place)</b>	San Francisco 13 2 0 .867	New Orleans 12 3 0 .800	Los Angeles 6 9 0 .400	Atlanta 3 12 0 .200

# SAINTS DRAFT CHOICES

## 1967

- 1a. traded to Baltimore
- 1b. Leslie Kelley, lb.....Alabama
- 2a. James (Bo) Burris, s.....Houston
- 2b. John Gilliam, rb.....South Carolina State
- 2c. David Rowe, de.....Penn State
- 3a. traded to Baltimore
- 3b. Del Williams, g.....Florida State
- 3c. Ben Hart, wr.....Oklahoma
- 4a. Ron Widby, p.....Tennessee
- 4b. Bill Carr, c.....Florida
- 4c. Tom Stangle, t.....Dayton
- 5a. Don McCall, rb.....USC
- 5b. John Douglas, cb.....Texas Southern
- 6a. John Harvey, g.....Kansas
- 6b. Charles (Bo) Wood, lb.....North Carolina
- 7a. Gary Hertzog, g.....Williamette
- 7b. Bob McKelvey, lb.....Northwestern
- 8a. Sam Harris, te.....Colorado
- 8b. Barry Siler, lb.....Albion
- 9a. Tim Lavens, te.....Idaho
- 9b. Eugene Ross, cb.....Oklahoma
- 10a. Charles Brown, rb.....Missouri
- 10b. Roosevelt Robertson, te.....North Carolina College
- 11a. Jim Benson, g.....Florida
- 11b. Bernard Corbin, cb.....Alabama A&M
- 12a. Ronnie Pack, g.....Texas Tech
- 12b. John Robinson, wr.....Tennessee A&I
- 13a. Bill Stetz, lb.....Boston College
- 13b. Gary Grossnickle, s.....Missouri
- 14a. Jim Hester, te.....North Carolina
- 14b. George Stetter, cb.....Virginia
- 15a. John Snow, dt.....Wake Forest
- 15b. Darrell Johnson, rb.....Lamar
- 16a. Marcus Rhoden, wr.....Mississippi State
- 16b. Bruce Cortez, cb.....Parsons College
- 17a. Dan Abramowicz, wr.....Xavier (Ohio)
- 17b. Billy Bob Stewart, lb.....SMU (choice acquired from Baltimore)
- 17c. Jim Walker, s.....Providence

## 1968

- 1a. traded to Green Bay
- 1b. Kevin Hardy, de.....Notre Dame (choice acquired from Minnesota)
2. choice to Los Angeles for joining scouting combine
3. Dave Szmakowski, wr.....West Texas State
- 4a. Willie Crittendon, dt.....Tulsa
- 4b. Dan Sartin, g.....Mississippi
5. Ronnie Lee South, qb.....Arkansas
6. traded to San Francisco
- 7a. Ray Phillips, g.....Michigan (choice acquired from Detroit)
- 7b. Eugene Howard, cb.....Langston
8. Dick Swatland, g.....Notre Dame
9. Joe Blake, g.....Tulsa
10. Doug Robinson, s.....Iowa State
11. Bennie Blocker, rb.....South Carolina State
12. John Beck, cb.....San Diego State

13. Kayo Trepanier, t.....Montana State
14. Herbert Covington, rb.....Memphis State
15. Wilmer Cooks, rb.....Colorado
16. Elie Ghattas, g.....Ball State
17. Jim Ferguson, lb.....USC

## 1969

- 1a. traded to San Francisco
- 1b. John Shinnars, g.....Xavier (Ohio) (choice acquired from Minnesota)
- 2a. traded to Baltimore
- 2b. Richard Neal, de.....Southern (choice acquired from St. Louis)
3. traded to Detroit
- 4a. Dennis Hale, s.....Minnesota
- 4b. Bob Hudspeith, t.....Southern Illinois (choice acquired from Dallas)
- 5a. Tony Kyasky, s.....Syracuse
- 5b. Keith Christensen, t.....Kansas (choice acquired from New York Giants)
6. Bob Miller, te.....USC
7. traded to Baltimore
8. Jim Lawrence, wr.....USC
9. Joe Owens, lb.....Alcorn State
10. McKinley Reynolds, rb.....Hawaii
11. Tommy Morel, wr.....LSU
12. Tom Broadhead, rb.....Santa Barbara State
13. Joe Robillard, cb.....Linfield (Oregon)
14. Gary Loyd, p.....California Lutheran
15. Bill Waller, wr.....Xavier (Ohio)
16. Edd Hargett, qb.....Texas A&M
17. Chico Kurzwaski, s.....Northwestern

## 1970

1. Ken Burrough, wr.....Texas Southern
2. traded to Cleveland
3. Clovis Swinney, de.....Arkansas State
4. Delles Howell, cb.....Grambling
- 5a. Glenn Cannon, s.....Mississippi (choice acquired from Chicago)
- 5b. traded to Washington
- 5c. Steve Ramsey, qb.....North Texas State (choice acquired from Los Angeles)
6. Mel Easley, cb.....Oregon State
7. Lon Woodard, de.....San Diego State
8. Lawrence Estes, de.....Alcorn State
9. Jim Otis, rb.....Ohio State
10. Jim Brumfield, rb.....Indiana State
11. Gary Klar, lb.....Arizona
12. Willie Davenport, cb.....Southern
13. selection declared ineligible
14. Doug Sutherland, de.....Wisconsin-Superior
15. Jim Vest, de.....Washington State
16. Cliff Gasper, dt.....Grambling
17. Doug Wyatt, s.....Tulsa

## 1971

1. Archie Manning, qb.....Mississippi
- 2a. traded to Chicago
- 2b. Sam Holden, t.....Grambling (choice acquired from Houston)

3. Bivian Lee, cb.....Prairie View
- 4a. traded to Dallas
- 4b. Carlos Bell, te.....Houston
- 4c. Wimpy Winther, c.....Mississippi (choice acquired from Washington)
- 4d. D'artagnan Martin, cb.....Kentucky State
- 4e. Don Morrison, t.....Texas-Arlington
5. traded to Pittsburgh
6. Don Morehead, rb.....Michigan
- 7a. Larry DiNardo, g.....Notre Dame
- 7b. Bob Newland, wr.....Oregon (choice acquired from Kansas City)
- 8a. traded to Pittsburgh
- 8b. James Elder, cb.....Southern (choice acquired from Washington)
- 8c. Bob Gresham, rb.....West Virginia (choice acquired from Oakland)
9. Tom Williams, s.....Williamette
10. Rocky Pamplin, rb.....Hawaii
11. Bob Pollard, de.....Weber State
12. Ron Gathright, cb.....Morehead State
13. Don Burchfield, te.....Ball State
14. Bobby Scott, qb.....Tennessee
15. Bart Graves, de.....Tulane
16. Craig Robinson, t.....Houston
17. Hermann Eban, wr.....Oklahoma State

## 1972

1. Royce Smith, g.....Georgia
- 2a. traded to Oakland
- 2b. Willie Hall, lb.....USC
- 3a. Bob Kuziel, c.....Pittsburgh
- 3b. Tom Myers, s.....Syracuse
- 4a. Mike Crangle, de.....Tennessee-Martin
- 4b. Joe Federspiel, lb.....Kentucky (choice acquired from Kansas City)
- 4c. Mike Coleman, de.....Knoxville College
- 5a. Bill Butler, rb.....Kansas State (choice acquired from Green Bay)
- 5b. Carl Johnson, t.....Nebraska
- 5c. Bo Davies, s.....South Carolina (choice acquired from Baltimore)
- 6a. Wayne Dorton, g.....Arkansas State
- 6b. Curt Watson, rb.....Tennessee (choice acquired from Oakland)
7. Ernie Jackson, cb.....Duke
8. Ron Vinson, wr.....Abilene Christian
9. Kent Branstetter, dt.....Houston
10. Andy Kupp, g.....Idaho
11. Paul Dongieux, lb.....Mississippi
12. Steve Lockhart, te.....Arkansas State
13. Cephus Weatherspoon, wr.....Ft. Lewis
14. Steve Barrios, wr.....Tulane
15. Rusty Lachaussee, qb.....Tulane
16. Joe Balthrop, g.....Tennessee
17. Dick Graham, wr.....Oklahoma State

## 1973

1. traded to Baltimore
- 2a. Derland Moore, de.....Oklahoma
- 2b. Steve Baumgartner, de.....Purdue (choice acquired from New York Jets)
- 3a. traded to Washington
- 3b. Pete Van Valkenburg, rb.....Brigham Young (choice acquired from New York Jets)
- 4a. traded to Detroit

- 4b. Jim Merlo, lb.....Stanford (choice acquired from Baltimore)
5. traded to Denver
- 6a. traded to Washington
- 6b. Marty Shufford, rb.....Arizona
7. Billy Cahill, s.....Washington
- 8a. Bob Peterson, g.....Utah
- 8b. Doug Winslow, wr.....Drake (choice acquired from Washington)
9. Mike Fink, cb.....Missouri
10. Jeff Horsley, rb.....North Carolina Central
11. James Owens, rb.....Auburn
12. Paul Orndorff, te.....Tampa
13. Richard Watkins, dt.....Weber State
14. Paul Fersen, t.....Georgia
15. Mike Evenson, c.....North Dakota State
16. Howard Stevens, rb.....Louisville
17. Bobby Garner, te.....Winston-Salem

## 1974

1. Rick Middleton, lb.....Ohio State (swapped #1 choices from Detroit)
2. Paul Seal, te.....Michigan
3. traded to Cincinnati
- 4a. traded to Minnesota
- 4b. Rod McNeil, rb.....USC
- 4c. traded to Cincinnati
- 5b. Joel Parker, wr.....Florida (choice acquired from San Francisco)
- 5c. Terry Schmidt, cb.....Ball State (choice acquired from Atlanta)
6. traded to Detroit
7. traded to Minnesota
8. Alvin Maxson, rb.....SMU
9. Phil LaPorta, t.....Penn State
- 10a. Frosty Anderson, wr.....Nebraska (choice acquired from Houston)
- 10b. Tommy Thibodeaux, g.....Tulane
11. Kent Merritt, wr.....Virginia
12. James Buckmon, de.....Pittsburgh
13. Mike Truax, lb.....Tulane
14. Kent Marshall, s.....TCU
15. Larry Cipa, qb.....Michigan
16. Don Coleman, lb.....Michigan
17. Marvin Williams, wr.....Western Illinois

## 1975

- 1a. Larry Burton, wr.....Purdue
- 1b. Kurt Schumacher, g.....Ohio State (choice acquired from Jets for Billy Newsome)
2. Lee Gross, c.....Auburn
- 3a. Andrew Jones, rb.....Washington State (choice acquired from Minnesota)
- 3b. Elois Grooms, de.....Tennessee Tech
- 4a. traded to San Francisco
- 4b. John Starkebaum, s.....Nebraska (choice acquired from Philadelphia)
- 4c. Charles Hall, de.....Tulane (choice acquired from St. Louis)
5. traded to Chicago
6. Mike Lemon, lb.....Kansas
7. Steve Rogers, rb.....LSU
8. traded to St. Louis
9. Mike Strachan, rb.....Iowa State
10. Chuck Heater, rb.....Michigan

11. Danny Lee, p.....N.E. Louisiana
12. Ron Gustafson, wr.....North Dakota State
13. Jim Upchurch, t.....Arizona
14. Randy Rhino, cb.....Georgia Tech
15. Grant Burget, rb.....Oklahoma
16. Mike McDonald, lb.....Catawba
17. Greg Westbrooks, lb.....Colorado

## 1976

1. Chuck Muncie, rb.....California
2. Tony Galbreath, rb.....Missouri
3. Bob Simmons, t.....Texas
4. Tinker Owens, wr.....Oklahoma
5. Scott Parrish, t.....Utah State
6. Terry Steve, g.....Wisconsin
7. Ed Bauer, g.....Notre Dame
8. Craig Cassidy, db.....Ohio State
9. Warren Peiffer, dt.....Iowa
10. Junior Hardin, lb.....Eastern Kentucky
11. Greg Kokal, qb.....Kent State
12. Milton Butts, t.....North Carolina State
13. Kenny Downing, db.....Missouri
14. Rich Hucce, de.....Western Montana
15. Steve Seminoff, dt.....Wichita State
16. Gene Jones, t.....Bowling Green
17. Scott McDonald, te.....West Virginia

## 1977

1. Joe Campbell, de.....Maryland
2. Mike Fultz, dt.....Nebraska
3. Robert Watts, lb.....Boston College
4. traded to Los Angeles for LB Ken Borden
- 5a. Dave Lafary, t.....Purdue
- 5b. Dave Hubbard, t.....Brigham Young (choice acquired from Baltimore)
- 6a. Cliff Parsley, p.....Oklahoma State
- 6b. Tom Schick, g.....Maryland (choice acquired from Los Angeles)
7. Greg Boykin, rb.....Northwestern
8. Jimmy Stewart, s.....Tulsa
9. Dave Knowles, t.....Indiana
10. Rafael Septien, k.....S.W. Louisiana
11. John Blain, t.....San Jose State
12. Oakley Dalton, dt.....Jackson State

## 1978

1. Wes Chandler, wr.....Florida
2. James Taylor, t.....Missouri
3. Barry Bennett, dt.....Concordia (Minn.)
4. Don Schwartz, s.....Washington State
5. Eric Felton, cb.....Texas Tech
- 6a. Mike Rieker, qb.....Lehigh
- 6b. Francis Chesley, lb.....Wyoming
7. traded to New York Jets for de Richard Neal
8. Brooks Williams, te.....North Carolina
9. Richard Carter, cb.....North Carolina State
10. traded to New York Giants for lb Pat Hughes
- 11a. Nathan Besaint, dt.....Southern
- 11b. David Riley, rb.....West Virginia (choice acquired from Seattle)
12. Larry Hardy, te.....Jackson State

## 1979

1. Russell Exleben, k-p.....Texas
2. Reggie Mathis, lb.....Oklahoma

3. traded to Miami as compensation for signing DE Don Reese
4. Jim Kovach, lb.....Kentucky
5. Harlan Huckleby, rb.....Michigan
6. Ricky Ray, cb.....Norfolk State
7. Stan Sytsma, lb.....Minnesota
8. Doug Panfil, g.....Tulsa
9. traded to Kansas City for dt Keith Simons
10. traded to Oakland for LB Floyd Rice
11. David Hall, wr.....Missouri-Rolla
12. Kelsey Finch, rb.....Tennessee

## 1980

1. Stan Brock, t.....Colorado
2. David Waymer, cb.....Notre Dame
3. traded to Minnesota for T Steve Riley
4. Mike Jolly, db.....Michigan
5. traded to Minnesota for T Steve Riley
6. Lester Boyd, lb.....Kentucky
7. Mike Morucci, rb.....Bloomsburg State
8. Chuck Evans, lb.....Stanford
9. Frank Mordica, rb.....Vanderbilt
10. Tanya Webb, de.....Michigan State
11. George Woodard, rb.....Texas A&M
12. Kiser Lewis, lb.....Florida A&M

## 1981

1. George Rogers, rb.....South Carolina
1. Dave Wilson, qb.....Illinois (Supplemental '82 draft choice)
- 2a. Russell Gary, db.....Nebraska
- 2b. Rickey Jackson, lb.....Pittsburgh (choice acquired from San Diego)
- 3a. Frank Warren, de.....Auburn
- 3b. Hoby Brenner, te.....USC (choice acquired from Minnesota)
4. traded to Miami for qb Guy Benjamin
- 5a. Louis Oubre, g.....Oklahoma
- 5b. Jerry Boyarsky, nt.....Pittsburgh (choice acquired from Minnesota)
- 6a. Nat Hudson, g.....Georgia
- 6b. Johnnie Poe, cb.....Missouri (choice acquired from Oakland)
- 6c. Glen Redd, lb.....Brigham Young
7. Kevin Williams, wr.....USC
- 8a. traded to New England for g Sam Adams
- 8b. Gene Gladys, lb.....Penn State (choice acquired from Buffalo)
- 8c. Kevin Evans, db.....Arkansas (choice acquired from San Diego)
9. Toussaint Tyler, rb.....Washington
10. Hokie Gajan, rb.....LSU
11. Lester Mickens, wr.....Kansas
12. Jim Wilks, dt.....San Diego State

## 1982

1. Lindsay Scott, wr.....Georgia (choice acquired from San Diego)
2. Brad Edelman, c.....Missouri
- 3a. Rodney Lewis, cb.....Nebraska
- 3b. Eugene Goodlow, wr.....Kansas State (choice acquired from Minnesota)
- 3c. Kenny Duckett, wr.....Wake Forest (choice acquired from Washington)
- 3d. John Krimm, db.....Notre Dame (choice acquired from San Diego)

4. Morten Andersen, k.....Michigan State
5. Tony Elliott, nt.....North Texas State
6. Marvin Lewis, rb.....Tulane
7. to Miami for qb Guy Benjamin
8. Chuck Slaughter, t.....South Carolina
- 9-12. traded to Washington

## 1983

1. traded to Green Bay for de Bruce Clark
2. Steve Korte, g.....Arkansas
- 3a. John Tice, te.....Maryland
- 3b. Cliff Austin, rb.....Clemson (choice acquired from St. Louis)
4. traded to Buffalo
5. Gary Lewis, dt.....Oklahoma State
6. to Cincinnati for te Don Bass
7. to Kansas City for lb Whitney Paul
8. David Greenwood, db.....Wisconsin
- 9-12. traded to New England

## 1984

1. traded to New York Jets for qb Richard Todd
2. James Geathers, dt.....Wichita State
- 3a. Terry Hoage, db.....Georgia (choice acquired from Buffalo)
- 3b. Tyrone Anthony, rb.....North Carolina
- 4a. to Denver for g Kelvin Clark
- 4b. Joel Hilgenberg, c.....Iowa (choice acquired from New England)
5. Jitter Fields, kr.....Texas
6. Don Thorp, nt.....Illinois
7. traded to Raiders for past consideration
8. Clemon Terrell, rb.....Southern Mississippi
9. Brian Hansen, p.....Sioux Falls College
10. Paul David Gray, lb.....Western Kentucky
11. Michel Bourgeau, de.....Boise State
12. Byron Nelson, t.....Arizona

## 1984 USFL SUPPLEMENTAL DRAFT

1. Vaughan Johnson, lb.....North Carolina State
2. Mel Gray, rb.....Purdue
3. Steve Bearden, lb.....Vanderbilt

## 1985

1. traded to Houston for rb Earl Campbell
1. Alvin Toles, lb.....Tennessee
2. Daren Gilbert, t.....Cal State-Fullerton
3. Jack Del Rio, lb.....USC
4. Billy Allen, db.....Florida State
5. To Washington in George Rogers trade
6. to Atlanta for te Junior Miller
7. Eric Martin, wr.....LSU
8. Joe Kohlbrand, lb.....Miami

9. Earl Johnson, db.....South Carolina
10. To Washington in George Rogers trade
11. To Washington in George Rogers trade
12. Treg Songy, db.....Tulane

## 1986

1. Jim Dombrowski, t.....Virginia
2. Dalton Hilliard, rb.....LSU
- 3a. Rueben Mayes, rb.....Washington State (choice acquired from Tampa Bay)
- 3b. Pat Swilling, lb.....Georgia Tech
- 3c. Barry Word, rb.....Virginia (choice acquired from Indianapolis)
4. Kelvin Edwards, wr.....Liberty Baptist
5. Reggie Sutton, cb.....Miami
6. Robert Thompson, wr.....Youngstown State
7. Gill Fenerty, rb.....Holy Cross
8. Filipo Mokofisi, lb.....Utah
9. Merlon Jones, lb.....Florida A&M
10. Jonathan Dumbauld, de.....Kentucky
11. Patrick Swoopes, nt.....Mississippi State
12. Sebastian Brown, wr.....Bethune-Cookman

## 1987

1. Shawn Knight, de.....Brigham Young
2. Lonzell Hill, wr.....Washington
3. Michael Adams, cb.....Arkansas State
4. Steve Trapilo, g.....Boston College
5. Milton Mack, db.....Alcorn State
6. Thomas Hensley, wr.....Stanford
7. Gene Atkins, cb.....Florida A&M
8. Tol Cook, cb.....Stanford
9. Scott Leach, lb.....Ohio State
10. Robert Clark, wr.....North Carolina Central
11. Arthur Wells, te.....Grambling
12. Tyrone Sorrells, g.....Georgia Tech

## 1988

1. Craig Heyward, rb.....Pittsburgh
2. Brett Perriman, wr.....Miami
3. Tony Stephens, nt.....Clemson
4. Lydell Carr, fb.....Oklahoma
- 5a. Greg Scales, te.....Wake Forest (from Kansas City for LB Jack Del Rio)
- 5b. Keith Taylor, db.....Illinois
6. Bob Sims, g.....Florida
7. Brian Forde, lb.....Washington St.
8. Glenn Derby, t.....Wisconsin
9. Clarence Nunn, cb.....San Diego St.
- 10a. Todd Santos, qb.....San Diego St. (choice acquired from Denver)
- 10b. Vincent Fizer, lb.....Southern
11. Gary Couch, wr.....Minnesota
12. Paul Jurgensen, de.....Georgia Tech

# SAINTS ALUMNI ROSTER

## COACHES

Amadee, Lynn—LSU	1973
Barnes, Billy Ray—Wake Forest	1969-70, 1975
Beake, John—Trenton St.	1976-77
Beard, Ed—Tennessee	1978-80
Biles, Ed—Miami (Ohio)	1969-70
Buchanan, Buck—Grambling	1976-77
Campbell, Whitey—Miami	1978-80
Champion, Jim—Mississippi St.	1971-72
Cummings, Bob—Vanderbilt	1973-75
Dickson, George—Notre Dame	1967-70
Ecklund, Brad—Oregon	1968-70
Erkenbeck, Jim—San Diego St.	1986
Everest, Andy—Texas-El Paso	1981-85
Faulkner, Jack—Miami (Ohio)	1967-69
Fears, Tom—UCLA	1978-79
Franklin, Chet—Utah	1976-77
Garrett, Jim—Utah State	1976-77
Glick, Fred—Colorado St.	1980
Hatley, Mark—Oklahoma St.	1985
Hefferle, Ernie—Duquesne	1975
Heinrich, Don—Washington	1969-70
Hewley, Wimp—Wyoming	1974-75
Hill, Bob—Jackson State	1978-79
Hill, King—Rice	1981-85
Hughes, Ed—Tulsa	1978-80
Khayat, Ed—Tulane	1967-70
Kottke, Rich—Wagner	1977
Leobetter, Bob—Mississippi Industrial	1974-75
Levra, John—Pittsburg (Kan.)	1981-85
McHan, Lamar—Arkansas	1974-75, 1978-84
Matuszak, Marv—Tulsa	1971-73
Mauck, Carl—Southern Illinois	1982-85
Nicola, Nick—Southern Connecticut	1980
Nolan, Dick—Maryland	1977-80
North, John—Vanderbilt	1973-75
Philips, Jim (Red)—Auburn	1973-75
Philips, O.A. (Bum)—S.F. Austin	1981-85
Philips, Wade—Houston	1981-85
Pratt, Tom—Miami	1978-80
Riecke, Lou—LSU	1980
Richardson, Harold—SMU	1981-85
Roberts, J.D.—Oklahoma	1967-68, 1971-73
Roy, Alvin—LSU	1976-77
Royer, Jim—Navy	1970-72
Rutigliano, Sam—Tulsa	1976-77
Shaw, Bob—Ohio State	1967-68
Shipp, Ken—Middle Tennessee St.	1971-72
Shively, Doug—Kentucky	1974-76
Smith, Jerry—Wisconsin	1969-70
Spencer, Joe—Oklahoma St.	1981-85
Stanfield, Dick—San Francisco	1976-80
Stram, Hank—Purdue	1976-77
Tate, Charlie—Florida	1971
Van Zandt, Lance—Lamar	1981-84
White, Dixie—Texas Tech	1973
Whitehead, Bud—Florida St.	1971-75
Wiggins, Paul—Stanford	1978-79
Wood, Dick—Auburn	1976-77
Young, John Paul—Texas-El Paso	1981-85
Yowarsky, Walt—Kentucky	1967-68
Zapalala, Willie—Texas A&M	1981-85

## PLAYERS

<b>A</b>	
Abramowicz, Dan (WR)—Xavier	1967-73
Absher, Dick (LB)—Maryland	1969-71
Adams, Sam (G)—Prairie View	1981
Adkins, Margene (WR)—Henderson J.C.	1972
Alexander, Vincent (FB)—Southern Miss.	1987
Anderson, Dick (T)—Ohio St.	1967
Anderson, Gary (G)—Stanford	1978
Andrus, Sheldon (NT)—Nicholls State	1986-87
Anthony, Tyrone (RB)—North Carolina	1984-85
Askson, Bert (TE)—Texas Southern	1973
Athas, Pete (S)—Tennessee	1976
Atkins, Doug (DE)—Tennessee	1967-69
Austin, Cliff (RB)—Clemson	1983
<b>B</b>	
Baker, Melvin (WR)—Michigan	1975
Baker, Tony (RB)—Iowa St.	1968-71
Banks, Gordon (WR)—Stanford	1980-81
Barnhardt, Tommy (P)—North Carolina	1987
Barnwell, Malcolm (WR)—Virginia Union	1985
Barrington, Tom (RB)—Ohio St.	1967-70
Bass, Don (TE)—Houston	1982
Baumgartner, Steve (DE)—Purdue	1973-76
Beasley, John (TE)—California	1973-74
Bell, Carlos (TE)—Houston	1971
Benjamin, Guy (QB)—Stanford	1980
Bennett, Barry (DE)—Concordia (Minn.)	1978-81
Bennett, Monte (DT)—Kansas State	1981
Beverly, Dwight (RB)—Illinois	1987
Blanchard, Tom (P)—Oregon	1974-78
Boeke, Jim (T)—Heldelberg	1968
Bordelon, Ken (LB)—LSU	1975-83
Bosarge, Wade (DB)—Tulsa	1977
Boysarsky, Jerry (NT)—Pittsburgh	1981
Boyd, Greg (S)—Arizona	1981
Boykin, Greg (RB)—Northwestern	1977
Brannon, Robert (DE)—Arkansas	1987
Brewer, Johnny (LB)—Mississippi	1968-70
Brown, Bob (TE)—Alcorn A&M	1972-73
Brown, Charlie (RB)—Missouri	1967-68
Brown, Ray (SS)—West Texas St.	1978-80
Burchfield, Don (TE)—Ball St.	1971
Burke, Vern (TE)—Oregon St.	1967
Burkett, Jackie (LB)—Auburn	1967-70
Burns, Ed (QB)—Nebraska	1978-80
Burns, Bo (S)—Houston	1967-69
Burroughs, Ken (WR)—Texas Southern	1970
Burton, Larry (WR)—Purdue	1975-77
Butler, Bill (RB)—Kansas State	1972-74
Butler, Skip (K)—Texas-Arlington	1971
<b>C</b>	
Carr, Tom (DE)—Morgan St.	1968
Campbell, Earl (RB)—Texas	1984-85
Campbell, Joe (DE)—Maryland	1977-80
Capone, Warren (LB)—LSU	1976
Carter, David (C)—Western Kentucky	1984-85
Cassady, Craig (DB)—Ohio St.	1976-77
Caster, Rich (TE)—Jackson St.	1981
Chambers, Rusty (LB)—Tuland	1976
Chandler, Wes (WR)—Florida	1978-81
Chapman, Clarence (CB)—Eastern Mich.	1976-80
Chapman, Gil (WR)—Michigan	1975
Childs, Henry (TE)—Kansas	1974-80
Cipa, Larry (QB)—Michigan	1974-75
Clark, Kelvin (G)—Nebraska	1982-85
Cody, Bill (LB)—Auburn	1967-70
Coker, Mike (K)—North Carolina State	1987
Colchico, Dan (DE)—San Jose St.	1969

Coleman, Don (LB)—Michigan	1974-75
Collins, Larry (RB)—Texas A&I	1980
Colman, Wayne (LB)—Temple	1969-75
Coombs, Larry (C)—Idaho	1980
Cordileone, Lou (DT)—Clemson	1967-68
Cordill, Ollie (P)—Memphis St.	1969
Cortez, Bruce (CB)—Parsons	1967
Crangle, Mike (DE)—Tennessee-Martin	1972
Creech, Bob (LB)—TCU	1973
Crist, Chuck (S)—Penn St.	1975-77
Croom, Sylvester (C)—Alabama	1975
Crosby, Ron (LB)—Penn St.	1978
Cunningham, Carl (LB)—Houston	1971
Cuzzo, Gary (QB)—Virginia	1967

## D

Dalton, Oakley (DT)—Jackson St.	1977
Davis, Bob (CB)—Virginia	1973
Davis, Dave (WR)—Tennessee St.	1974
Davis, Dick (RB)—Nebraska	1973
Davis, Norman (G)—Grambling	1969
Davis, Ted (LB)—Georgia Tech	1967-69
DeForest, Joe (LB)—Southwest La.	1987
DeGrenier, Jack (RB)—Texas-Arlington	1974
Del Rio, Jack (LB)—USC	1985-86
Dempsey, Tom (K)—Palomar J.C.	1969-70
Didion, John (LB-C)—Oregon St.	1971-74
Dobler, Conrad (G)—Wyoming	1978-79
Dodd, Al (WR)—N.W. Louisiana	1969-71
Donovan, Tom (WR)—Penn State	1980
Dorris, Andy (DE)—New Mexico St.	1973-76
Douglas, John (CB)—Texas Southern	1967-68
Douglass, Bobby (QB)—Kansas	1973
Duckett, Kenney (WR)—Wake Forest	1976-77
Dumbauld, Jon (DE)—Kentucky	1983-84
Dunbar, Jubilee (WR)—Southern	1986
Durkee, Charlie (K)—Okla. St.	1973
Dusenberg, Bill (RB)—J.C. Smith	1967-68, 1971-72, 1970

## E

Edwards, Kelvin (WR)—Liberty Baptist	1986
Elliott, Ted (NT)—Mankato State	1987
Emanuel, Frank (LB)—Tennessee	1970
Erleben, Russell (K-P)—Texas	1979-83
Estes, Lawrence (DE)—Alcorn A&M	1970-71
Evans, Chuck (LB)—Stanford	1980-81

## F

Fagan, Julian (P)—Mississippi	1970-72
Farasopolos, Chris (S)—Brigham Young	1974
Farber, Hap (LB)—Mississippi	1970
Federspiel, Joe (LB)—Kentucky	1972-80
Feller, Happy (K)—Texas	1972-80
Felton, Eric (CB)—Texas Tech.	1978-80
Ferson, Paul (T)—Georgia	1973-74
Ferguson, Jim (LB)—USC	1968
Fichtner, Ross (S)—Purdue	1968
Fields, Jitter (PR)—Texas	1984
Fifer, Bill (G)—West Texas St.	1978
Fink, Mike (CB)—Missouri	1973
Finnie, Roger (T)—Florida A&M	1978
Ford, James (RB)—Texas Southern	1971-72
Fourcade, Keith (LB)—Mississippi	1987
Fowler, Bobby (FB)—Louisiana Tech	1984-85
Fraser, Jim (P)—Wisconsin	1968
Fritsch, Toni (K)—None	1982
Fuller, Johnny (S)—Lamar	1973-75
Fultz, Mike (DT)—Nebraska	1977-80

## G

Gajan, Hokie (FB)—LSU	1981-87
Galbreath, Tony (RB)—Missouri	1977-80
Garrett, Len (TE)—New Mex. Highlands	1973-75
Garcia, Jim (DE)—Purdue	1967
Gary, Russell (SS)—Nebraska	1981-86
Gibbs, Donnie (P)—TCU	1974

Gilliam, John (WR)—S. Carolina St.	1967-68, 1977
Gioich, Dan (DT)—California	1971
Goodlow, Eugene (WR)—Kansas State	1964-86
Gottschalk, Darren (TE)—Cal Lutheran	1987
Granger, Hoyle (RB)—Mississippi St.	1971
Gray, David (DB)—East Los Angeles JC.	1979
Gray, Kevin (DB)—Eastern Illinois	1982
Gray, Leon (T)—Jackson St.	1982-83
Green, Arthur (RB)—Albany St.	1972
Green, Sammy (LB)—Florida	1980
Gresham, Bob (RB)—West Virginia	1971-72
Grooms, Elois (DE)—Tennessee Tech	1975-81
Gros, Earl (RB)—LSU	1970
Gross, Lee (C)—Auburn	1975-77
Groth, Jeff (WR)—Bowling Green	1981-85
Gwin, Ross (G)—N.W. Louisiana	1968

## H

Hall, Tom (WR)—Minnesota	1967
Hall, Willie (LB)—USC	1972-73
Hamilton, Andy (WR)—LSU	1975
Harding, Greg (DB)—Nicholls St.	1984
Hardy, Larry (TE)—Jackson St.	1978-85
Hargett, Edd (QB)—Texas A&M	1969-72
Harris, Bill (RB)—Colorado	1971
Harris, Herbert (WR)—Lamar	1986-87
Harris, Ike (WR)—Iowa St.	1978-81
Harrison, Victor (WR)—North Carolina	1987
Hart, Ben (S)—Oklahoma	1967
Hart, Jeff (DT)—Oregon St.	1976
Hart, Tommy (DE)—Morris Brown	1979-80
Harvey, George (G)—Kansas	1967
Havriak, Sam (WR)—Bucknell	1974
Hayes, Billie (CB)—San Diego St.	1972
Hazelton, Major (DB)—Florida A&M	1970
Heidel, Jimmy (S)—Mississippi	1967
Herrmann, Don (WR)—Waynesburg St.	1975-77
Hester, Jr. (TE)—North Dakota	1967-69
Hester, Ray (LB)—Tulane	1971-72
Hill, John (C)—Lehigh	1975-84
Hines, Glen Ray (T)—Arkansas	1971-72
Hoage, Terry (DB)—Georgia	1984-85
Hodge, Milford (DE)—Washington St.	1986
Holden, Sam (T)—Grambling	1971
Hollas, Hugo (S)—Rice	1970-72
Holloway, Stan (LB)—California	1980
Holmes, Jack (RB)—Texas Southern	1978-82
Housman, Walter (T/G)—Upsala	1987
Howard, Gene (CB)—Langston	1968-70
Howell, Delles (CB)—Grambling	1970-72
Huard, John (LB)—Maine	1971
Hubbard, Dave (T)—Brigham Young	1977
Hudson, Nat (G)—Georgia	1981
Hughes, Pat (LB)—Boston U.	1977-79
Hunt, Kevin (T)—Doane	1978
Hurley, Bill (DB)—Syracuse	1982-83
Hyatt, Fred (WR)—Auburn	1973

## I

Ingram, Kevin (QB)—East Carolina	1987
----------------------------------	------

## J

Jackson, Ernie (CB)—Duke	1972-77
Jacobs, Harry (LB)—Bradley	1970
James, Philip (C)—Southern	1987
Jean Batiste, Garland (FB)—LSU	1987
Johnson, Bennie (CB)—J.C. Smith	1976
Johnson, Bobby (DB)—Texas	1983-84, 1986
Johnson, Carl (G)—Nebraska	1972-73
Johnson, Earl (CB)—South Carolina	1985
Johnson, Nate (RB)—Texas Southern	1987
Jones, Andrew (RB)—Washington St.	1975
Jones, Jerry (T)—Bowling Green	1967-69
Jones, Kim (FB)—Colorado St.	1977-79
Jordan, Jimmy (RB)—Florida	1967
Jurich, Tom (K)—Northern Arizona	1978

<b>K</b>	
Kaplan, Ken (T)—New Hampshire	1987
Kearney, Jim (S)—Prairie View	1976
Kelley, Les (RB)—Alabama	1967-69
Kelly, Mike (TE)—Davidson	1987
Kemp, Florian (K)—Pennsylvania	1987
Kilmer, Billy (QB)—UCLA	1967-70
Kimbrough, Elbert (S)—Northwestern	1968
Kingree, Rick (LB)—Tulane	1973-77
Knafelc, Greg (TE)—Notre Dame	1983
Knowles, David (T)—Indiana	1977
Kopay, Dave (LB)—Washington	1971
Kovach, Jim (LB)—Kentucky	1979-85
Kramer, Kent (TE)—Minnesota	1967
Krimm, John (S)—Notre Dame	1982-83
Kupp, Jake (G)—Washington	1967-75
Kuziel, Bob (C)—Pittsburgh	1972

<b>L</b>	
Lafary, Dave (T)—Purdue	1977-85
LaGrade, Morris (RB)—Tampa	1975
LaPorta, Phil (T)—Penn State	1974-75
Laufenberg, Babe (QB)—Indiana	1986
Lawson, Odell (RB)—Langston	1973-74
Leach, Scott (LB)—Ohio State	1987
Leach, William (G/T)—North Carolina State	1987
Lee, Brian (CB)—Prairie View	1971-75
Leggett, Earl (DT)—LSU	1967-68
Lemon, Mike (LB)—Kansas	1975
Lewis, Gary (RB)—Arizona St.	1970
Lewis, Gary (NT)—Oklahoma St.	1983
Lewis, Marvin (RB)—Tulane	1982
Lewis, Reggie (DE)—San Diego St.	1983-84
Lewis, Rodney (CB)—Nebraska	1982-84
Leyboldt, John (K)—None	1978
Linden, Errol (T)—Houston	1969-70
Linhart, Tom (K)—Austria Tech	1972
Livingston, Andy (RB)—Phoenix JC	1969-70
Loberg, Greg (G/T)—California	1987
Logan, Oberl (S)—Trinity	1967
Long, Dave (DE)—Iowa	1969-72
Looney, Joe Don (RB)—Oklahoma	1969
Lorick, Tony (RB)—Arizona St.	1968-69
Lyons, Dicky (S)—Kentucky	1970

<b>Mc</b>	
McCall, Don (RB)—USC	1967-68, 1970
McClard, Bill (K)—Arkansas	1973-75
McCormick, Dave (T)—LSU	1967-68
McCoy, Larry (LB)—Lamar	1987
McCullough, Earl (WR)—USC	1974
McGill, Ralph (S)—Tulsa	1976-79
McLemore, Dana (DB)—Hawaii	1986
McNeill, Tom (P)—Stephen F. Austin	1967-69
McNeill, Rod (RB)—USC	1974-75
McQuay, Leon (RB)—Tampa	1976

<b>M</b>	
Manning, Archie (QB)—Mississippi	1971-75, 1977-82
Marchiol, Ken (LB)—Mesa (Colo.)	1987
Marsalis, Jim (S)—Tennessee St.	1977
Marshall, James (DB)—Jackson St.	1980
Martin, Chris (LB)—Auburn	1983
Martin, D'artagnan (CB)—Kentucky	1971-72
Martini, Rich (WR)—Cal-Davis	1981
Maurer, Andy (G)—Oregon	1974
Mauti, Rich (WR)—Penn State	1977-83
Mathis, Reggie (LB)—Oklahoma	1979-80
Maxson, Alvin (RB)—SMU	1974-76
Merkens, Guido (QB-WR-DB)—Sam Houston	1980-85
Merlo, Jim (LB)—Stanford	1973-79
Merrill, Casey (DT)—Cal-Davis	1986
Meseroll, Mark (T)—Florida St.	1978

Middleton, Rick (LB)—Ohio St.	1974-76
Mike-Mayer, Steve (K)—Maryland	1978
Miller, Junior (TE)—Nebraska	1984
Miller, Mike (WR)—Tennessee	1985
Minor, Lincoln (RB)—New Mexico St.	1973
Montgomery, Mary (T)—USC	1976-77
Moore, Doug (DE)—Whittier	1971-72
Moore, Derland (NT)—Oklahoma	1973-85
Moore, Jerry (S)—Arizona	1973-74
Moore, Reynaud (CB)—UCLA	1971
Mooring, John (T)—Tampa	1974
Morgan, Mike (LB)—LSU	1969-70
Morris, Chris (T)—Indiana	1975
Morrison, Don (T)—Texas-Arlington	1971-77
Muncie, Chuck (RB)—California	1976-80
Myers, Tommy (S)—Syracuse	1972-81

<b>N</b>	
Nairne, Rob (LB)—Oregon	1981-83
Neal, Richard (DE)—Southern	1969-72
Nevett, Elijah (CB)—Clark	1967-70
Newland, Bob (WR)—Oregon	1971-74
Newsome, Billy (DE)—Grambling	1973-74
Ninowski, Jim (QB)—Michigan St.	1969
Nyval, Vic (RB)—N.W. Louisiana	1970

<b>O</b>	
Ogden, Ray (WR)—Alabama	1967
O'Neal, Ken (TE)—Oklahoma State	1987
O'Neal, Steve (P)—Texas A&M	1973
Otis, Jim (RB)—Ohio St.	1970
Oubre, Louis (G)—Oklahoma	1982-84
Owens, Artie (WR)—West Virginia	1980
Owens, Joe (DE)—Alcorn A&M	1971-75
Owens, Tinker (WR)—Oklahoma	1976, 1978-80

<b>P</b>	
Palmer, Dick (LB)—Kentucky	1973
Parker, Hazel (WR)—Florida	1974-77
Parker, Steve (DE)—Idaho	1980
Parks, Dave (TE)—Texas Tech	1968-72
Partridge, Rick (P)—Utah	1979-80
Paul, Whitney (LB)—Colorado	1982-85
Pelluer, Scott (LB)—Washington St.	1981-85
Perot, Pete (G)—N.W. Louisiana	1985
Perry, Vernon (S)—Jackson St.	1983
Phillips, Jess (RB)—Michigan St.	1973-74
Pietrzak, Jim (C)—Eastern Michigan	1979-84
Pitts, Elijah (RB)—Philander Smith	1970
Poage, Ray (TE)—Texas	1967-70
Poe, Johnnie (CB)—Missouri	1981-87
Pollard, Bob (DE)—Weber St.	1971-77
Preece, Steve (DB)—Oregon St.	1969
Price, Elex (DT)—Alcorn St.	1973-80
Proff, Joe (RB)—Northeast Louisiana	1973
Prudhomme, Remi (G-C)—LSU	1971

<b>R</b>	
Rackley, David (DB)—Texas Southern	1985
Ramsey, Nate (S)—Indiana	1973
Ramsey, Steve (QB)—North Texas St.	1970
Rasley, Rocky (G)—Oregon St.	1974
Ray, Ricky (CB)—Norfolk St.	1979-80
Reaves, Ken (CB)—Norfolk St.	1974
Rebowe, Rusty (LB)—Nicholls St.	1978
Redd, Glen (LB)—Brigham Young	1981-86
Reese, Don (DE)—Jackson St.	1978-80
Rengel, Mike (DT)—Hawaii	1969
Ricardo, Benny (K)—San Diego St.	1980-81
Rice, Floyd (LB)—Alcorn St.	1978
Richey, Mike (T)—North Carolina	1970
Riley, Preston (WR)—Memphis St.	1973
Riordan, Tim (QB)—Temple	1982
Rissmiller, Ray (T)—Georgia	1967
Roaches, Carl (KR)—Texas A&M	1985
Roberts, Walt (WR)—San Jose St.	1967

Robinson, Craig (T)—Houston	1972-73
Robinson, Virgil (RB)—Grambling	1971
Rodenberger, Jeff (FB)—Maryland	1987
Roe, Bill (LB)—Colorado	1987
Rogers, George (HB)—South Carolina	1981-84
Rogers, Jimmy (RB)—Oklahoma	1979-84
Rogers, Steve (RB)—LSU	1975
Rose, George (CB)—Auburn	1967
Rourke, Jim (T)—Boston College	1985
Roussel, Tom (LB)—Southern Miss.	1971-72
Rowe, Dave (DT)—Penn State	1967-70
Ryzcek, Paul (C)—Virginia	1981

<b>S</b>	
Saindon, Pat (G)—Vanderbilt	1986
Sandeman, Bill (T)—Pacific	1967
Saul, Bill (LB)—Penn State	1969
Scarpali, Joe (DB)—North Carolina St.	1970
Schmidt, Roy (G)—Long Beach St.	1967-68
Schmidt, Terry (CB)—Ball St.	1974-75
Schreiber, Adam (G)—Texas	1985
Schultz, Randy (RB)—St. Coll. of Iowa	1967-68
Schumacher, Kurt (G)—Ohio St.	1975-77
Schwartz, Don (SS)—Washington St.	1978-80
Schweida, Brian (LB)—Kansas	1967-68
Scott, Bobby (CB)—Tennessee	1973-82
Scott, Lindsay (WR)—Georgia	1982-85
Scott, Malcolm (TE)—LSU	1987
Seal, Paul (TE)—Michigan	1974-75
Shaw, Bob (WR)—Winston-Salem St.	1970
Shinners, John (G)—Xavier (Ohio)	1969-70
Shy, Don (RB)—Oklahoma	1969
Simmons, Dave (LB)—Georgia Tech	1967
Simmons, Jerry (WR)—Bethune-Cookman	1967
Simonini, Ed (LB)—Texas A&M	1982
Slaughter, Chuck (T)—South Carolina	1982
Smith, Royce (G)—Georgia	1972-73
South, Ronnie (CB)—Arkansas	1968
Spencer, Maurice (CB)—North Carolina	1974-78
Spivey, Mike (CB)—Colorado	1980-81
Stabler, Ken (QB)—Alabama	1982-84
Stauch, Scott (RB)—UCLA	1981
Stemrick, Greg (CB)—Colorado St.	1983
Stevens, Howard (RB)—Louisville	1973-74
Stewart, Jimmy (SS)—Tulsa	1977
Stickles, Monty (TE)—Notre Dame	1968
Steive, Terry (G)—Wisconsin	1976-77
Stincin, Tom (LB)—Michigan	1972
Stonebreaker, Steve (LB)—Detroit	1967-68
Strachan, Mike (RB)—Iowa St.	1975-80
Strand, Eli (G)—Iowa St.	1967
Strong, Jim (RB)—Houston	1971-72
Sturm, Jerry (T-C)—Illinois	1967-70
Sturt, Fred (G)—Bowling Green	1978-81
Sutherland, Doug (G)—Wisconsin St.	1970
Sutton, John (CB)—New Mexico	1987
Sweetland, Karl (QB)—Wake Forest	1968
Swinney, Clovis (DT)—Arkansas St.	1970
Szaro, Rich (K)—Harvard	1975-78
Szymkowski, Dave (WR)—West Texas St.	1968

<b>T</b>	
Talbert, Don (T)—Texas	1969-70
Taylor, Derrick (FS)—North Carolina State	1987
Taylor, James (T)—Missouri	1978-81
Taylor, Jim (RB)—LSU	1967
Taylor, Mike (T)—USC	1969-70
Taxton, James (TE)—Tennessee St.	1976-77
Thomas, Charlie (KR)—Tennessee St.	1975
Thomas, Curtland (WR)—Missouri	1987
Thomas, Henry (G)—Southwest Texas State	1987
Thomas, Joe (WR)—Mississippi Valley	1987
Thomas, Speedy (WR)—Utah	1973-74
Thompson, Aundra (WR)—East Texas St.	1981-82
Thompson, Bobby (S)—Arizona	1969
Thompson, Dave (T)—Clemson	1974-75

Thorp, Don (NT)—Illinois	1984
Thurman, Junior (DB)—USC	1987
Tilleman, Mike (DT)—Montana	1967-70
Todd, Richard (QB)—Alabama	1984-85
Toussaint, Darrell (DB)—Northwestern La.	1987
Townes, Willie (DE)—Tulsa	1970
Tullis, Willie (CB)—Troy St. (AL)	1985-86
Tyler, Toussaint (RB)—Washington	1981-82

<b>V</b>	
Vanderbundt, Skip (LB)—Oregon St.	1978
Vandersea, Phil (LB)—Massachusetts	1967
Van Wagner, Jim (FB)—Michigan Tech	1978

<b>W</b>	
Walker, Dwight (WR)—Nicholls State	1987
Walker, Mike (DE)—Tulane	1971
Ward, Carl (S)—Michigan	1969
Ward, Chris (T)—Ohio St.	1984
Washington, Dave (LB)—Alcorn St.	1980
Watson, John (T)—Oklahoma	1977-79
Watson, Mike (T)—Miami (O.)	1977
Waitelet, Frank (FS)—Kansas State	1981-87
Weatherston, Cephus (WR)—Fl. Lewis Col.	1972
Weissenhofer, Ron (LB)—Notre Dame	1987
Welch, Claxton (RB)—Oregon	1970
Wendryhoski, Joe (C)—Illinois	1967-68
Westbrooks, Greg (LB)—Colorado	1975-77
Wheelwright, Ernie (RB)—So. Illinois	1967-70
Whitaker, Creston (WR)—North Texas St.	1972
Whitell, Dave (S)—Indiana	1967-69
Whittingham, Fred (LB)—Cal Poly-SLO	1975-76
Wickert, Tom (G)—Washington St.	1975-76
Wicks, Bob (WR)—Utah St.	1974
Williams, Brooks (TE)—North Carolina	1978-81
Williams, Del (G)—Florida St.	1967-73
Williams, Joe (RB)—Wyoming	1972
Williams, John (FB)—Wisconsin	1986
Williams, Ralph (G)—Southern	1985-86
Williams, Richard (WR)—Ablene Christian	1974
Willis, Len (WR)—Ohio St.	1977
Wilson, Tim (FB)—Maryland	1983-84
Wilson, Wayne (FB)—Shepherd	1979-86
Winans, Jeff (DT)—USC	1970
Winslow, Doug (WR)—Drake	1973
Winston, Dennis (LB)—Arkansas	1982-85
Winther, Wimpy (C)—Mississippi	1972
Woerner, Scott (DB)—Georgia	1987
Wood, Gary (CB)—Cornell	1967
Woods, Robert (T)—Tennessee St.	1977-80
Woodson, Marv (S)—Indiana	1969
Wyatt, Doug (S)—Tulsa	1970-72

<b>Y</b>	
Yepremian, Garo (K)—None	1979
Young, Kevin (DE)—Utah State	1987
Young, Tyrone (WR)—Florida	1983-85
Youngblood, George (S)—Los Angeles St.	1967-68

<b>Z</b>	
Zanders, Emanuel (G)—Jackson St.	1974-80

# SAINTS LEADERS BY YEARS

## RUSHING

	Att.	Yds.	Avg.	Long	TD
1967—Jim Taylor.....	130	390	3.0	16	2
1968—Don McCall.....	155	637	4.1	48	4
1969—Andy Livingston.....	181	761	4.2	18	5
1970—Tony Baker.....	82	337	4.1	27	5
1971—Jim Strong.....	95	404	4.3	39	3
1972—Bob Gresham.....	120	381	3.2	23	3
1973—Jess Phillips.....	198	663	3.3	20	0
1974—Alvin Maxson.....	165	714	4.3	66t	2
1975—Mike Strachan.....	161	668	4.1	21	2
1976—Chuck Muncie.....	148	652	4.4	51	2
1977—Chuck Muncie.....	201	811	4.0	36	6
1978—Tony Galbreath.....	186	635	3.4	20	5
1979—Chuck Muncie.....	238	1198	5.0	69t	11
1980—Jimmy Rogers.....	80	366	4.6	24	1
1981—George Rogers.....	378	1674	4.4	79t	13
1982—George Rogers.....	122	535	4.4	38	3
1983—George Rogers.....	256	1144	4.5	76t	5
1984—George Rogers.....	239	914	3.8	28	2
1985—Wayne Wilson.....	168	645	3.8	41t	1
1986—Rueben Mayes.....	286	1353	4.7	50	8
1987—Rueben Mayes.....	243	917	3.8	38	5

## LONGEST RUNS

1967—Don McCall, 48t at Washington 12-17
1968—Con McCall, 48 vs. Washington 9-22
1969—Tony Baker, 54 at St. Louis 11-2
1970—Tony Baker, 27 at St. Louis 10-11
1971—Jim Strong, 39 at San Francisco 11-14
1972—Bill Butler, 27 at Atlanta 11-12
1973—Archie Manning, 23 at Los Angeles 11-11
1974—Alvin Maxson, 66t vs. St. Louis 12-8
1975—Steve Rogers, 22 vs. Chicago 12-21
1976—Tony Galbreath, 74t at Kansas City 9-26
1977—Chuck Muncie, 36 vs. Los Angeles 10-30
1978—Chuck Muncie, 28 at Atlanta 11-26
1979—Chuck Muncie, 69t vs. Atlanta 9-2
1980—Tony Galbreath, 26 at Los Angeles 9-2
1981—George Rogers, 79t at Cleveland 10-18
1982—George Rogers, 38 at San Francisco 11-28
1983—George Rogers, 76t vs. St. Louis 9-4
1984—Hokie Gajan, 62t at Dallas 10-21
1985—Earl Campbell, 45 at Atlanta 12-22
1986—Rueben Mayes, 50 vs. New England 11-30
1987—Rueben Mayes, 38 vs. San Francisco 10-25

## PASSING

	Att.	Comp.	Yards	Pct.	Long	Int	TD
1967—Gary Cuozzo.....	260	134	1562	.515	49	12	7
1968—Billy Kilmer.....	315	167	2060	.530	51	17	15
1969—Billy Kilmer.....	360	193	2532	.536	52	17	20
1970—Billy Kilmer.....	237	135	1557	.569	46	17	6
1971—Edd Hargett.....	210	96	1191	.457	49	5	6
1972—Archie Manning.....	448	230	2781	.513	66t	21	18
1973—Archie Manning.....	267	140	1642	.524	65t	12	10
1974—Archie Manning.....	261	134	1429	.513	79t	16	6
1975—Archie Manning.....	338	159	1685	.470	71t	17	7
1976—Bobby Douglass.....	212	103	1288	.486	74	8	4
1977—Archie Manning.....	205	113	1284	.551	59t	9	8
1978—Archie Manning.....	471	291	3416	.618	71t	16	17
1979—Archie Manning.....	420	252	3169	.600	85	20	15
1980—Archie Manning.....	509	309	3716	.607	56	20	23
1981—Archie Manning.....	232	134	1447	.578	55	11	5
1982—Ken Stabler.....	189	117	1343	.619	48	10	6

1983—Ken Stabler.....	311	176	1988	.566	48	18	9
1984—Richard Todd.....	312	161	2178	.516	74	19	11
1985—Dave Wilson.....	293	145	1843	.495	50	15	11
1986—Dave Wilson.....	342	189	2353	.553	63t	12	7
1987—Bobby Hebert.....	294	164	2119	.558	67	9	15

## LONGEST COMPLETION

1967—96, Billy Kilmer to Walter Roberts at Philadelphia 11-19
1968—51, Billy Kilmer to Jim Hester vs. Pittsburgh 12-15
1969—70, Jim Ninowski to Don Shy at Los Angeles 10-5
1970—49, Edd Hargett to Bob Shaw at Cincinnati 11-29
1971—63, Archie Manning to Danny Abramowicz at Houston 10-3
1972—66t, Archie Manning to Dave Parks at N.Y. Giants 10-8
1973—65t, Archie Manning to Jubilee Dunbar at Los Angeles 11-11
1974—79t, Archie Manning to Bob Newland vs. Los Angeles 11-17
1975—71t, Archie Manning to Larry Burton vs. Atlanta 11-2
1976—74, Bobby Douglass to Tinker Owens vs. San Francisco 12-12
1977—59t, Archie Manning to Henry Childs vs. Green Bay 9-18
1978—71t, Archie Manning to Larry Hardy at Atlanta 11-26
1979—85, Archie Manning to Wes Chandler at San Francisco 9-23
1980—Archie Manning to Brooks Williams vs. Atlanta 10-19
1981—55, Archie Manning to Wayne Wilson at Cleveland 10-18
1982—48, Ken Stabler to Aundra Thompson at Chicago 9-19
1983—48, Ken Stabler to Kenny Duckett at Los Angeles 9-11
1984—74, Richard Todd to Tyrone Young at Chicago 10-7
1985—76t, Bobby Hebert to Eugene Goodlow vs. San Francisco 12-15
1986—84, Bobby Hebert to Eric Martin vs. Green Bay 9-14
1987—82t, John Fourcade to Make Waters vs. Los Angeles 10-4

## RECEIVING

	No.	Yds.	Avg.	Long	TD
1967—Danny Abramowicz.....	50	721	14.4	80	6
1968—Danny Abramowicz.....	54	890	16.4	47	7
1969—Danny Abramowicz.....	73	1051	13.9	49	7
1970—Danny Abramowicz.....	55	906	16.5	48	5
1971—Danny Abramowicz.....	37	657	17.8	63	5
1972—Bob Newland.....	47	579	12.3	42	2
1973—John Beasley.....	31	280	9.0	22	1
1974—Alvin Maxson.....	42	294	7.0	22	1
1975—Alvin Maxson.....	41	234	5.7	33	0
1976—Tony Galbreath.....	54	420	7.8	35	1
1977—Tony Galbreath.....	41	265	6.5	30	0
1978—Tony Galbreath.....	74	582	7.9	35	2
1979—Wes Chandler.....	65	1069	16.4	85	6
1980—Wes Chandler.....	65	975	15.0	50	6
1981—Jack Holmes.....	38	206	5.4	19	0
1982—Jeff Groth.....	30	383	12.8	39	1
1983—Jeff Groth.....	49	585	11.9	42	1
1984—Hokie Gajan.....	35	288	8.2	51	2
1985—Hoby Brenner.....	42	652	15.5	30	3
1986—Mike Jones.....	48	625	13.0	45	3
1987—Eric Martin.....	44	778	17.7	67	7

## HIGHEST AVERAGE GAIN (Per Reception)

1967—22.6, Walt Roberts (17 for 834, 3 TDs)
1968—17.6, Jim Hester (17 for 300, 2 TDs)
1969—16.2, Al Dodd (37 for 600, 1 TD)
1970—17.3, Al Dodd (28 for 484, 1 TD)
17.2, Dave Parks (26 for 447, 2 TDs)
1971—19.9, Al Dodd (15 for 298, 0 TD)
1972—17.6, Danny Abramowicz (38 for 668, 7 TDs)
1973—19.4, Jubilee Dunbar (23 for 447, 4 TDs)
1974—18.1, Bob Newland (27 for 490, 2 TDs)
1975—19.1, Larry Burton (16 for 305, 2 TDs)
1976—20.1, Tinker Owens (12 for 241, 1 TD)
1977—18.9, Don Herrmann (31 for 586, 0 TD)
1978—16.4, Henry Childs (53 for 869, 4 TDs)
1979—16.6, Henry Childs (51 for 846, 5 TDs)
1980—18.7, Ike Harris (37 for 692, 6 TDs)

1981—19.0, Jeff Groth (20 for 380, 1 TD)  
 1982—17.5, Rich Mauti (4 for 70, 0 TD)  
     17.3, Aundra Thompson (8 for 138, 1 TD)  
 1983—14.9, Kenny Duckett (19 for 283, 2 TDs)  
 1984—20.6, Tyrone Young (29 for 597, 3 TDs)  
 1985—18.8, Eugene Goodlow (32 for 603, 3 TDs)  
 1986—18.2, Eric Martin (37 for 675, 5 TDs)  
 1987—17.7, Eric Martin (44 for 778, 7 TDs)

#### INTERCEPTIONS

	No.	Yds.	Avg	Long	TD
1967—Dave Whitsell	10	178	17.8	41t	2
1968—Dave Whitsell	6	50	8.3	32	0
1969—Elijah Nevett	3	20	6.6	20	0
1970—Hugo Hollas	5	79	15.8	29	0
1971—Delles Howell	5	56	11.2	25	0
1972—Bivian Lee	4	65	16.3	32	0
1973—Ernie Jackson	3	40	13.3	23	0
Tommy Myers	3	33	11.0	20	0
Jim Merlo	3	25	8.3	16	0
Bivian Lee	3	23	7.7	12	0
1974—Ernie Jackson	4	53	13.3	28	0
Terry Schmidt	4	27	6.8	24	1
1975—Tommy Myers	5	83	16.6	29	0
1976—Jim Merlo	4	142	35.5	83t	2
1977—Chuck Crist	4	6	1.5	2	0
1978—Tommy Myers	6	167	27.8	97t	1
1979—Tommy Myers	7	127	18.1	52	1
1980—Tommy Myers	5	96	19.2	48	0
1981—Dave Waymer	4	54	13.5	31	0
1982—Russell Gary	2	25	12.5	19	0
Dennis Winston	2	2	-1.0	0	0
1983—Johnnie Poe	7	146	20.9	31t	1
1984—Dave Waymer	4	9	2.3	9	0
1985—Dave Waymer	6	49	8.2	28	0
1986—Dave Waymer	9	48	5.3	17	0
1987—Dave Waymer	5	78	15.6	35	0
Reggie Sutton	5	68	13.6	26	0

#### SCORING

	TD	FG	PAT	Points
1967—Charlie Durkee	—	14-32	27-27	69
1968—Charlie Durkee	—	19-37	27-27	84
1969—Tom Dempsey	—	22-41	33-35	99
1970—Tom Dempsey	—	18-34	16-17	70
1971—Charlie Durkee	—	16-23	24-25	72
1972—Danny Abramowicz	7	—	—	42
1973—Bill McClard	—	13-24	9-9	48
1974—Bill McClard	—	9-16	19-20	46
1975—Rich Szaro	—	10-16	16-17	46
1976—Rich Szaro	—	18-23	25-29	79
1977—Henry Childs	9	—	—	54
1978—Tony Galbreath	7	—	—	42
Chuck Muncie	7	—	—	42
1979—Garó Yepremian	—	12-16	39-40	75
1980—Benny Ricardo	—	10-17	31-34	61
1981—George Rogers	13	—	—	78
1982—Wayne Wilson	5	—	—	30
1983—Morten Andersen	—	18-24	37-38	91
1984—Morten Andersen	—	20-27	4-34	94
1985—Morten Andersen	—	31-35	27-29	120
1986—Morten Andersen	—	26-30	30-30	108
1987—Morten Andersen	—	28-36	37-37	121

#### PUNT RETURNS

	No.	Yds.	Avg.	Long	TD
1967—Walter Roberts	11	50	4.5	11	0
1968—John Gilliam	15	60	4.0	21	0
1969—Al Dodd	15	106	7.1	21	0
1970—Al Dodd	14	129	9.2	41	0

1971—Al Dodd	13	88	6.8	14	0
1972—Tommy Myers	9	43	4.8	10	0
1973—Howard Stevens	17	171	10.1	37	0
1974—Howard Stevens	37	376	10.2	40	0
1975—Gil Chapman	17	207	12.2	42	0
1976—Pete Athas	35	332	9.5	67	0
1977—Rich Mauti	38	281	7.4	33	0
1978—Wes Chandler	34	233	6.9	32	0
1979—Rich Mauti	27	218	8.1	23	0
1980—Rich Mauti	11	111	10.1	18	0
1981—Jeff Groth	37	436	11.8	36	0
1982—Jeff Groth	21	144	6.9	18	0
1983—Jeff Groth	39	275	7.1	38	0
1984—Jitter Fields	27	236	8.7	61	0
1985—Willie Tullis	17	141	8.3	17	0
1986—Eric Martin	24	227	9.5	39	0
1987—Mel Gray	24	352	14.7	80	0

#### PUNTING

	No.	Yds.	Avg.	Long
1967—Tom McNeill	74	3174	42.9	66
1968—Tom McNeill	49	2009	41.0	58
1969—Ollie Cordill	42	1719	40.9	58
1970—Julian Fagan	77	3269	42.5	64
1971—Julian Fagan	77	3188	41.4	64
1972—Julian Fagan	71	2899	40.8	71
1973—Steve O'Neal	81	3375	41.7	71
1974—Tom Blanchard	88	3705	42.1	71
1975—Tom Blanchard	92	3776	41.0	61
1976—Tom Blanchard	101	3974	39.3	63
1977—Tom Blanchard	82	3474	42.4	66
1978—Tom Blanchard	84	3532	42.0	61
1979—Rick Partridge	57	2330	40.9	61
1980—Russell Erxleben	89	3499	39.2	57
1981—Russell Erxleben	66	2672	40.5	60
1982—Russell Erxleben	46	1976	43.0	60
1983—Russell Erxleben	74	3034	41.0	60
1984—Brian Hansen	69	3020	43.8	66
1985—Brian Hansen	69	3763	42.3	58
1986—Brian Hansen	81	3456	42.7	66
1987—Brian Hansen	52	2104	40.5	60

#### KICKOFF RETURNS

	No.	Yds.	Avg.	Long	TD
1967—Walter Roberts	28	737	26.3	91t	1
1968—Gene Howard	23	533	23.2	36	0
1969—Don Shy	16	447	27.9	57	0
1970—Al Dodd	15	319	21.3	32	0
1971—Virgil Robinson	19	443	23.3	51	0
1972—Margene Adkins	43	1020	23.7	61	0
1973—Howard Stevens	26	590	22.7	48	0
1974—Howard Stevens	33	749	22.7	41	0
1975—Gil Chapman	28	614	21.9	36	0
1976—Tony Galbreath	20	399	19.9	32	0
1977—Clarence Chapman	15	385	25.7	92t	1
1978—Wes Chandler	32	760	23.8	38	0
1979—Rich Mauti	36	801	22.2	39	0
1980—Jimmy Rogers	41	930	22.9	88	0
1981—Wayne Wilson	31	722	23.3	57	0
1982—Aundra Thompson	10	211	21.1	35	0
1983—Kenny Duckett	33	719	21.8	61	0
1984—Tyrone Anthony	22	490	22.3	64	0
1985—Willie Tullis	23	480	20.9	62	0
1986—Mel Gray	31	866	27.9	101t	1
1987—Dalton Hilliard	10	248	24.8	74	0

# Saints All-Time Leaders

## RUSHING

	Att.	Yds.	Avg.	Long	TD
1. George Rogers (1981-84)	995	4,267	4.3	79t	23
2. Chuck Muncie (1976-80)	787	3,386	4.3	69t	28
3. Tony Galbreath (1976-80)	760	2,865	3.8	74t	27
4. Wayne Wilson (1979-85)	658	2,463	3.7	41t	16
5. Rueben Mayes (1986-87)	529	2,270	4.3	50	13
6. Archie Manning (1971-82)	358	2,058	5.7	27	18
7. Mike Strachan (1975-80)	471	1,899	4.0	31	14
8. Hokie Gajan (1982-85)	252	1,358	5.4	62t	11
9. Jess Phillips (1973-74)	372	1,219	3.3	20	2
10. Alvin Maxson (1974-76)	338	1,205	3.6	66t	6

## PASSING

	Att.	Comp.	Yds.	Pct.	TD	Int.
1. Archie Manning (1971-82)	3,335	1,849	21,734	55.4	115	156
2. Billy Kilmer (1967-70)	1,116	592	7,490	53.0	47	62
3. Dave Wilson (1981-86)	998	533	6,671	53.4	34	54
4. Bobby Hebert (1985-87)	554	302	3,825	54.5	22	21
5. Ken Stabler (1983-84)	570	326	3,670	57.2	17	33
6. Bobby Scott (1973-82)	500	237	2,781	47.4	15	29

## RECEIVING

	No.	Yds.	Avg.	Long	TD
1. Danny Abramowicz (1967-73)	309	4,875	15.7	80t	37
2. Tony Galbreath (1976-80)	284	2,221	7.8	38	6
3. Henry Childs (1974-80)	207	3,220	15.6	59t	25
4. Wes Chandler (1978-81)	182	2,801	15.4	85t	15
5. Wayne Wilson (1979-86)	179	1,517	8.5	55	14
6. Hoby Brenner (1982-87)	172	2,654	15.4	57t	14
7. Dave Parks (1968-72)	149	2,264	15.2	66	16
8. Jeff Groth (1981-85)	147	2,073	14.1	56t	5
9. Chuck Muncie (1976-80)	125	1,086	8.7	35	1
10. Bob Newland (1971-74)	124	1,877	15.1	79t	8

## SCORING

	TD	PAT	FG	Total
1. Morten Andersen (1982-87)	—	171	125	546
2. Charlie Durkee (1967-68, 71-72)	—	87	52	243
3. Danny Abramowicz (1967-73)	37	—	—	222
4. Tony Galbreath (1976-80)	33	1	2	205
5. Rich Szaro (1975-78)	—	79	37	190
6. Wayne Wilson (1979-86)	30	—	—	180
7. Chuck Muncie (1976-80)	29	—	—	174
8. Tom Dempsey (1969-70)	—	49	40	169
9. Henry Childs (1974-80)	27	—	—	162
10. George Rogers (1981-84)	23	—	—	138

## PUNTING

	No.	Avg.	Long
1. Brian Hansen (1984-87)	291	42.4	66
2. Tom McNeill (1967-69)	130	42.3	81
3. Steve O'Neal (1973)	81	41.7	71
4. Julian Fagan (1970-72)	225	41.6	71
5. Tom Blanchard (1974-78)	447	41.3	71
6. Rick Partridge (1979)	57	40.9	61
7. Ollie Cordill (1969)	42	40.9	58
8. Russell Erxleben (1979-83)	279	40.6	60

## INTERCEPTIONS

	No.	Yds.	Avg.	Long	TD
1. Tommy Myers (1972-81)	36	621	17.3	97t	2
2. Dave Waymer (1980-87)	28	238	8.5	35	0
3. Dave Whitsell (1967-69)	19	242	12.7	41	2
4. Johnnie Poe (1981-87)	17	269	15.8	40t	2
5. Ernie Jackson (1972-77)	15	187	12.5	46	0
6. Frank Wattelet (1981-87)	12	135	11.3	35t	1
7. Hugo Hollas (1970-72)	11	149	13.5	29	0
8. Delles Howell (1970-72)	9	154	17.1	60	0
9. Bivian Lee (1972-75)	9	110	12.2	32	0

## PUNT RETURNS

	No.	Yds.	Avg.	Long	TD
1. Mel Gray (1986-87)	24	352	14.7	80	0
2. Gil Chapman (1975)	17	207	12.2	42	0
3. Howard Stevens (1973-74)	54	547	10.1	40	0
4. Pete Athas (1976)	35	332	9.5	40	0
5. Eric Martin (1985-86)	30	274	9.1	39	0
6. Jitter Fields (1984)	27	236	8.7	61	0
7. Jeff Groth (1981-85)	104	887	8.5	38	0

## KICKOFF RETURNS

	No.	Yds.	Avg.	Long	TD
1. Walt Roberts (1967)	28	737	26.3	91t	1
2. John Gilliam (1967-68, 77)	31	809	26.1	94t	1
3. Mel Gray (1986-87)	62	1,522	24.5	101t	1
4. Gene Howard (1968-69)	32	760	23.8	86	0
5. Margene Adkins (1972)	43	1,020	23.7	61	0
6. Wes Chandler (1978-81)	39	896	23.0	38	0
7. Rich Mauti (1977-83)	124	2,836	22.9	52	0
8. Wayne Wilson (1979-86)	69	1,583	22.9	75	0

## FIELD GOALS

	Att.	Made	Pct.	Long
1. Morten Andersen (1982-87)	157	125	.796	55
2. Charlie Durkee (1967-68, 71-72)	101	52	.515	47
3. Tom Dempsey (1969-70)	75	40	.533	63
4. Rich Szaro (1975-78)	58	37	.638	50
5. Benny Ricardo (1980-81)	42	23	.548	47
6. Bill McClard (1973-75)	45	23	.511	47
7. Garo Yepremian (1979)	16	12	.750	44
8. Happy Feller (1972-73)	23	10	.435	46

# Saints Big Days

## 100 YARDS RUSHING

Yds.	Att.	Player	Opponent	Date
206	24	George Rogers	St. Louis	9- 4-83
203	28	Rueben Mayes	Miami	12- 7-86
172	24	Rueben Mayes	Tampa Bay	10-19-86
166	33	George Rogers	Dallas	12-19-82
162	29	George Rogers	Los Angeles Rams	9-13-81
161	22	Chuck Muncie	Atlanta	9- 2-79
161	24	George Rogers	@ Los Angeles Rams	11- 8-81
160	34	Wayne Wilson	Miami	10- 2-83
160	35	Earl Campbell	@ Minnesota	11-24-85
157	33	Rueben Mayes	New England	11-30-86
148	22	Alvin Maxson	St. Louis	12- 8-74
147	24	Rueben Mayes	Cleveland	9-13-87
146	14	Tony Galbreath	@ Kansas City	9-26-76
144	29	Rueben Mayes	San Francisco	10-25-87
142	27	Andy Livingston	Washington	9-21-68
142	28	George Rogers	@ Houston	11-22-81
138	33	Wayne Wilson	@ Chicago	9-12-82
137	20	George Rogers	Atlanta	11- 6-83
134	17	George Rogers	Philadelphia	10-11-81
131	25	Rueben Mayes	@ St. Louis	11-16-86
128	28	Rueben Mayes	San Francisco	11- 2-86
128	21	Chuck Muncie	Oakland	12- 3-79
127	16	Don McCall	Washington	9-22-68
126	25	Chuck Muncie	@ Kansas City	9-26-76
124	32	George Rogers	Los Angeles	12-18-83
123	33	George Rogers	Kansas City	11-21-82
122	18	George Rogers	@ Cleveland	10-18-81
120	23	George Rogers	Tampa Bay	11-29-81
117	18	Chuck Muncie	San Francisco	11-11-79
115	25	George Rogers	@ San Francisco	9-27-81
114	21	George Rogers	@ Buffalo	10-30-83
114	15	Jimmy Rogers	@ Washington	10-26-80
113	26	Bob Gresham	@ Green Bay	11-28-71
113	31	George Rogers	Cincinnati	10-25-81
113	11	Hokie Gajan	N.Y. Jets	11-21-83
112	19	Rueben Mayes	@ Atlanta	11- 1-87
110	14	Tony Baker	@ St. Louis	11- 2-69
109	15	Chuck Muncie	Los Angeles	11-28-76
109	27	Mike Strachan	Atlanta	11- 2-75
108	22	Rueben Mayes	@ Indianapolis	10-12-86
108	24	Wayne Wilson	@ San Francisco	9-29-85
108	31	Wayne Wilson	@ Dallas	9-25-83
107	20	Chuck Muncie	N.Y. Jets	12- 4-77
107	30	George Rogers	San Francisco	12-20-81
105	24	Mike Strachan	Green Bay	10-12-75
103	18	Wayne Wilson	@ Atlanta	10- 9-83
102	13	Chuck Muncie	@ St. Louis	10-23-77
102	20	George Rogers	Atlanta	9- 2-84
100	20	Tony Galbreath	Los Angeles	10-30-77

## 250 YARDS PASSING

Yds.	Player	Att.	Comp.	Opponent	Date
377	Archie Manning	38	24	@ San Francisco	12- 7-80
355	Archie Manning	28	20	@ San Francisco	9-23-79
345	Billy Kilmer	32	22	@ St. Louis	11- 2-69
344	Archie Manning	32	22	@ Pittsburgh	11- 5-78
333	Ken Stabler	43	29	Tampa Bay	12- 5-82
325	Dave Wilson	32	20	Cincinnati	12- 9-84
323	Archie Manning	32	23	Atlanta	10-19-80
314	Archie Manning	40	25	San Francisco	9- 7-80
314	Archie Manning	36	25	@ Detroit	10-12-80
306	Archie Manning	40	25	Philadelphia	11- 9-80
301	Archie Manning	39	24	New England	12-21-80
295	Archie Manning	35	20	Philadelphia	10-29-72
294	Richard Todd	27	21	@ Cleveland	10-28-84
292	Billy Kilmer	36	17	Pittsburgh	12-15-68
291	Archie Manning	45	28	@ Green Bay	9- 9-79
287	Archie Manning	27	17	@ San Francisco	10-22-7
285	Bobby Scott	35	16	@ St. Louis	10-23-77
285	Archie Manning	34	24	Buffalo	9-12-80
284	Archie Manning	29	14	Atlanta	9- 2-79
279	Ken Stabler	39	25	Chicago	9-12-83
276	Billy Kilmer	37	22	Dallas	9-28-69
276	Archie Manning	31	18	@ N.Y. Giants	10- 8-72
276	Dave Wilson	34	19	Miami	12- 7-86
272	Dave Wilson	33	20	New England	11-30-86
271	Ken Stabler	35	24	Atlanta	1- 2-83
268	Archie Manning	27	20	@ Seattle	11-18-79
264	Archie Manning	31	14	@ Atlanta	11-25-79
264	Richard Todd	29	14	St. Louis	9-23-84
263	Archie Manning	48	24	@ Los Angeles	11- 2-80
262	Billy Kilmer	24	14	@ Washington	12-17-67
261	Billy Kilmer	22	15	San Francisco	12-13-70
255	Bobby Hebert	24	16	Tampa Bay	12- 6-87
254	Bobby Hebert	27	15	Houston	12-13-87

## 100 YARDS RECEIVING

Yds.	No.	Player	Opponent	Date
205	6	Wes Chandler	Atlanta	9- 2-79
165	8	Danny Abramowicz	@ Cincinnati	11-29-70
164	3	Eric Martin	Green Bay	9-14-86
159	4	Larry Burton	@ Atlanta	11- 2-75
156	12	Danny Abramowicz	Pittsburgh	10-29-67
145	7	Al Dodd	@ St. Louis	11- 2-69
144	7	Danny Abramowicz	@ Washington	12-17-67
144	8	Henry Childs	@ San Francisco	12- 7-80
140	7	Danny Abramowicz	San Francisco	12-13-70
140	8	Wes Chandler	Atlanta	10-19-80
139	9	Wes Chandler	Philadelphia	11- 9-80
135	5	Eugene Goodlow	San Francisco	12-15-85
131	6	Hoby Brenner	St. Louis	9-23-84
130	6	Eric Martin	Houston	12-13-87

129	8	Danny Abramowicz	Pittsburgh	12-21-69
127	12	John Beasley	San Diego	11-18-73
127	4	Wes Chandler	@ San Francisco	9-23-79
122	14	Tony Galbreath	@ Green Bay	9-10-78
121	6	Henry Childs	@ Seattle	11-18-79
120	4	Dave Parks	@ N.Y. Giants	10- 8-72
119	4	Ike Harris	Philadelphia	11- 9-80
119	6	Mike Jones	Miami	12- 7-86
117	7	Wes Chandler	Atlanta	11-12-78
117	3	Henry Childs	@ Atlanta	11-25-79
117	8	Wes Chandler	@ Atlanta	9- 6-81
115	4	Paul Seal	Philadelphia	10-27-74
115	9	Danny Abramowicz	Baltimore	10-19-69
114	7	Dave Parks	@ St. Louis	10-11-70
113	5	Danny Abramowicz	San Francisco	11-23-69
112	7	Henry Childs	@ Green Bay	9- 9-79
111	6	Hoby Brenner	@ Atlanta	10-20-85
110	5	Danny Abramowicz	San Francisco	9-26-71
110	5	Dave Parks	@ San Francisco	10-22-72
109	2	Walt Roberts	Philadelphia	11-19-67
106	7	Tony Galbreath	Oakland	12- 3-79
106	6	Wes Chandler	@ Detroit	10-12-80
105	6	Hoby Brenner	Chicago	9-18-83
105	9	Danny Abramowicz	@ Atlanta	12- 7-69
103	6	Dave Parks	Pittsburgh	12-15-68
103	6	Wes Chandler	San Francisco	12- 3-78
103	6	Wes Chandler	Atlanta	11-25-79
103	6	Larry Hardy	San Francisco	9- 7-80
103	6	Lindsay Scott	St. Louis	9-12-82
101	8	Danny Abramowicz	@ N.Y. Giants	10- 6-68
101	4	Tyrone Young	@ Cleveland	10-28-84
101	3	Hoby Brenner	Cincinnati	12- 9-84
101	7	Eric Martin	@ St. Louis	10-11-87
101	2	Eric Martin	Tampa Bay	12- 6-87
100	3	Henry Childs	@ Atlanta	11-26-78

## ON THE ROAD WITH THE SAINTS

Minnesota .....	Minneapolis Hilton .....	612-331-1900
Phoenix .....	Marriott Mountain Shadows .....	602-948-7111
Indianapolis .....	Indianapolis Hilton .....	317-635-2000
Atlanta .....	Atlanta Marriott Marquis .....	404-521-0000
Detroit .....	Northfield Hilton .....	313-879-2100
San Diego .....	LaJolla Marriott .....	619-587-1414
Seattle .....	Red Lion Sea/Tac .....	206-246-8600
Washington .....	Marriott Crystal City .....	703-521-5500
Los Angeles Rams .....	Doubletree at the City .....	714-634-4500
San Francisco .....	Westin-San Francisco Airport .....	415-872-8105

## SAINTS 'CONSECUTIVE' RECORDS

### INDIVIDUAL

#### Games Played:

- 103 Joe Federspiel (1973-80)
- 83 Danny Abramowicz (1967-73)

#### Games, Scoring Points:

- 62 Morten Andersen (game 15 of 1983 through 1987; current)

#### Games, Scoring Touchdown:

- 4 Chuck Muncie 1979 (11th to 14th game)

#### Games, Scoring Field Goal:

- 19 Morten Andersen 11-24-85 through 12-7-86

#### Games, Rushing Touchdown:

- 4 Chuck Muncie 1979 (11th to 14th game)

#### Games, Rushing for One Hundred or More Yards:

- 3 George Rogers, 1981 (6th, 7th and 8th games)
- 3 Wayne Wilson, 1983 (4th, 5th and 6th games)

#### Games, Passing Touchdown:

- 12 Archie Manning (1978, last 4 games; 1979, 1st to 9th game)

#### Games, None Intercepted:

- 3 Billy Kilmer 1969; Archie Manning 1971, 1973, 1978, 1979; Bobby Hebert, 1987

#### Passes Completed:

- 15 Archie Manning 1979 (7th and 8th games)

#### Games, Pass Reception:

- 79 Danny Abramowicz (1967-73)

#### Points After Touchdown:

- 69 Morten Andersen (1985-87)

#### Field Goals Made:

- 20 Morten Andersen, 1985-86

### TEAM

#### Wins, Regular Season:

- 9 (1987, current)

#### Wins, Preseason:

- 5 (1967)

#### Losses, Regular Season:

- 14 (1980)

## SAINTS TRAINING CAMPS

1967-69	— Cal Western University, San Diego, CA
1970	— Bowling Green University, OH
1971-73	— Southern Mississippi University, Hattiesburg, MS
1974, 1976-84	— Dodgertown, Vero Beach, FL
1975	— Nicholls State University, Thibodaux, LA
1985	— Louisiana Tech University, Ruston, LA
1986-87	— Southeastern Louisiana University, Hammond, LA
1988	— University of Wisconsin-LaCrosse, LaCrosse, WI

# SAINTS ATTENDANCE

Year	COMBINED		HOME		ROAD	
	Total	Avg.	Total	Avg.	Total	Avg.
1967	890,405	63,600	528,242	75,463	362,163	51,738
1968	884,123	63,151	519,426	74,203	374,697	53,528
1969	921,972	65,855	521,133	74,447	400,839	57,262
1970	843,342	60,238	483,234	69,033	360,108	51,444
1971	932,267	66,590	550,578	78,654	381,589	54,512
1972	880,545	62,896	467,686	66,812	421,859	60,266
1973	839,914	59,993	451,566	64,509	388,348	55,478
1974	829,873	59,277	452,236	64,605	377,637	53,948
1975	767,274	56,805	396,409	56,634	370,935	52,990
1976	714,135	51,010	359,631	51,376	354,504	50,643
1977	665,989	47,510	334,502	47,786	321,487	45,927
1978	850,418	53,151	457,607	57,201	392,811	49,101
1979	939,148	58,697	495,260	61,907	443,915	55,489
1980	808,612	50,538	385,815	48,227	422,797	52,850
1981	891,207	55,700	440,708	55,089	450,499	55,700
1982	467,978	51,988	255,726	51,145	212,252	53,063
1983	896,678	56,042	529,878	66,235	366,800	45,850
1984	884,258	55,266	472,625	59,078	411,633	51,454
1985	799,050	49,941	388,795	48,599	410,255	51,282
1986	874,303	54,644	463,611	57,951	410,692	51,644
1987	774,295	51,620	420,783	60,111	353,512	44,189

## LARGEST HOME CROWD IN TULANE STADIUM

1967	83,437	vs.	Dallas 11-12 (Lost 10-27)
		vs.	Atlanta 11-26 (Won 27-24)
1968	84,278	vs.	Dallas 11-3 (Lost 3-17)
1969	80,636	vs.	Baltimore 10-19 (Lost 10-30)
1970	77,681	vs.	Los Angeles 11-1 (Lost 17-30)
1971	83,130	vs.	Minnesota 11-21 (Lost 10-23)
1972	70,793	vs.	Kansas City 9-25 (Lost 17-20)
1973	74,770	vs.	Buffalo 11-4 (Won 13-0)
1974	74,289	vs.	Miami 11-10 (Lost 0-21)

## SUPERDOME

1975	61,497	vs.	Minnesota 11-16 (Lost 7-20)
1976	61,413	vs.	Dallas 9-19 (Lost 6-24)
1977	59,023	vs.	Los Angeles 10-30 (Won 27-26)
1978	70,323	vs.	Atlanta 11-12 (Lost 17-20)
1979	70,940	vs.	Atlanta 9-2 (Lost 34-40 OT)
1980	62,651	vs.	Atlanta 10-19 (Lost 14-41)
1981	64,758	vs.	Pittsburgh 10-4 (Lost 6-20)
1982	61,709	vs.	Tampa Bay 12-5 (Lost 10-13)
1983	70,418	vs.	Los Angeles 12-18 (Lost 24-26)
1984	66,652	vs.	Atlanta 9-2 (Lost 28-36)
1985	57,760	vs.	Kansas City 9-8 (Lost 27-47)
1986	67,950	vs.	Atlanta 9-7 (Lost 10-31)
1987	69,546	vs.	Minnesota 1-3-88 (wild card)(lost 10-44)

**NOTE:** Largest Superdome audience was 72,434 for first preseason game of 1975 (Houston 13, New Orleans 7). Preseason attendance figures are unofficial.

## LARGEST ROAD CROWD

1967	62,670	vs.	New York Giants 10-8 (Lost 21-27)
1968	71,025	vs.	Cleveland 11-10 (lost 17-35)
1969	68,282	vs.	Dallas 11-9 (Lost 17-33)
1970	66,140	vs.	Los Angeles 12-6 (Lost 16-34)
1971	73,610	vs.	Los Angeles 12-5 (Lost 28-45)
1972	66,303	vs.	Los Angeles 9-17 (Lost 14-34)
1973	70,358	vs.	Los Angeles 11-11 (Lost 7-29)
1974	64,178	vs.	Los Angeles 9-22 (Lost 0-24)
1975	60,771	vs.	Los Angeles 10-26 (Lost 14-38)
1976	61,685	vs.	Seattle 11-21 (Won 51-27)
1977	53,482	vs.	Philadelphia 11-6 (Lost 7-28)
1978	57,920	vs.	Dallas 11-19 (Lost 7-27)
1979	74,482	vs.	Denver 11-4 (Lost 3-10)
1980	78,147	vs.	Detroit 10-12 (Lost 13-24)
1981	76,059	vs.	Cleveland 10-18 (Lost 17-20)
1982	64,506	vs.	Dallas 12-19 (Lost 7-21)
1983	62,136	vs.	Dallas 9-25 (Lost 20-21)
1984	63,739	vs.	New York Giants 12-15 (Won 10-3)
1985	74,488	vs.	Denver 9-15 (Lost 23-34)
1986	72,765	vs.	New York Giants (Lost 17-20)
1987	60,436	vs.	San Francisco (Won 26-24)

# SUPER BOWL RESULTS

- 1966 — Green Bay 35, Kansas City 10 at Los Angeles, Calif.
- 1967 — Green Bay 33, Oakland 14 at Miami, Fla.
- 1968 — New York Jets 16, Baltimore 7 at Miami, Fla.
- 1969 — Kansas City 23, Minnesota 7 at NEW ORLEANS, LA.
- 1970 — Baltimore 16, Dallas 13 at Miami, Fla.
- 1971 — Dallas 24, Miami 3 at NEW ORLEANS, LA.
- 1972 — Miami 14, Washington 7 at Los Angeles, Calif.
- 1973 — Miami 24, Minnesota 7 at Houston, Tex.
- 1974 — Pittsburgh 16, Minnesota 6 at NEW ORLEANS, LA.
- 1975 — Pittsburgh 21, Dallas 17 at Miami, Fla.
- 1976 — Oakland 32, Minnesota 14 at Pasadena, Calif.
- 1977 — Dallas 27, Denver 10 at NEW ORLEANS, LA.
- 1978 — Pittsburgh 35, Dallas 31 at Miami, Fla.
- 1979 — Pittsburgh 31, Los Angeles Rams 19 at Pasadena, Calif.
- 1980 — Oakland 27, Philadelphia 10 at NEW ORLEANS, LA.
- 1981 — San Francisco 26, Cincinnati 21 at Pontiac, Mich.
- 1982 — Washington 27, Miami 17 at Pasadena, Calif.
- 1983 — L.A. Raiders 38, Washington 9 at Tampa, Fla.
- 1984 — San Francisco 38, Miami 16 at Palo Alto, Calif.
- 1985 — Chicago 46, New England 10 at NEW ORLEANS, LA.
- 1986 — New York Giants 39, Denver 20 at Pasadena, Calif.
- 1987 — Washington 42, Denver 10 at San Diego, Calif.

# Saints Individual Records

## SCORING

### MOST POINTS

Lifetime —	546	Morten Andersen, 1982-87 (125 FGs, 171 PATs)
Season —	121	Morten Andersen, 1987 (28 FGs, 37 PATs)
Game —	18	Walt Roberts vs. Philadelphia 11-5-67 (3 TDs)
	18	Danny Abramowicz vs. San Francisco 9-26-71 (3 TDs)
	18	Archie Manning vs. Chicago 10-2-77 (3 TDs)
	18	Chuck Muncie vs. San Francisco 11-11-79 (3 TDs)
	18	George Rogers at Los Angeles Rams 11-8-81 (3 TDs)
	18	Wayne Wilson vs. Atlanta 1-2-83 (3 TDs)

### MOST CONSECUTIVE GAMES SCORING

62	Morten Andersen (last game 1983 through 1987)
----	---

### MOST TOUCHDOWNS

Lifetime —	37	Danny Abramowicz, 1967-73
Season —	13	George Rogers, 1981
Game —	3	Walt Roberts vs. Philadelphia 11-15-67
	3	Danny Abramowicz vs. San Francisco 9-26-71
	3	Archie Manning vs. Chicago 10-2-77
	3	Chuck Muncie vs. San Francisco 11-11-79
	3	George Rogers at Los Angeles Rams 11-8-81
	3	Wayne Wilson vs. Atlanta 1-2-83

### MOST FIELD GOALS

Lifetime —	125	Morten Andersen, 1982-87 (157 attempts)
Season —	31	Morten Andersen, 1985 (35 attempts)
Game —	5	Morten Andersen vs. Los Angeles Rams 12-1-85 (5 att.)
		Andersen vs. San Francisco 10-25-87 (7 att.)

### LONGEST FIELD GOAL

63	Tom Dempsey vs. Detroit 11-8-70 (NFL Record)
----	--

### MOST POINTS AFTER TOUCHDOWN

Lifetime —	171	Morten Andersen, 1982-86 (174 attempts)
Season —	39	Garo Yepremian, 1979 (40 attempts)
Game —	6	Rich Szaro at Seattle 11-21-76 (6 attempts)

### MOST CONSECUTIVE POINTS AFTER TOUCHDOWN

69	Morten Andersen, 1985-87
----	--------------------------

### MOST FIELD GOAL ATTEMPTS (One Game)

7	Morten Andersen vs. San Francisco 10-25-87 (made 5)
	Tom Dempsey vs. Philadelphia 11-30-69 (made 4)

### MOST CONSECUTIVE FIELD GOALS

20	Morten Andersen, 11-24-85 through 10-5-86
----	---

## RECEIVING

### MOST PASSES CAUGHT

Lifetime —	309	Danny Abramowicz, 1967-73
Season —	74	Tony Galbreath, 1978
Game —	14	Tony Galbreath at Green Bay 9-10-78

### MOST TOUCHDOWN PASSES CAUGHT

Lifetime —	37	Danny Abramowicz, 1967-73
Season —	9	Henry Childs, 1977
Game —	3	Danny Abramowicz vs. San Francisco 9-26-71

### MOST YARDS GAINED RECEIVING

Lifetime —	4,875	Danny Abramowicz, 1967-73
Season —	1,069	Wes Chandler, 1979 (65 catches)
Game —	205	Wes Chandler vs. Atlanta 9-2-79 (6 catches)

### LONGEST PASS RECEIVED

96	Walt Roberts from Bill Kilmer at Philadelphia 11-19-67
----	--

## PUNTING

### MOST PUNTS

Lifetime —	447	Tom Blanchard, 1974-78 (41.3 avg.)
Season —	101	Tom Blanchard, 1976 (39.3 avg.)
Game —	12	Tom Blanchard vs. Minnesota 11-16-75 (42.9 avg.)

## PASSING

### MOST PASSES COMPLETED

Lifetime —	1,849	Archie Manning, 1971-82 (3,328 attempts)
Season —	309	Archie Manning, 1980 (509 attempts)
Game —	33	Archie Manning at Green Bay 9-10-78

### MOST PASSES ATTEMPTED

Lifetime —	3,335	Archie Manning, 1971-82 (completed 1,848)
Season —	509	Archie Manning, 1980 (completed 309)
Game —	53	Archie Manning at Green Bay 9-10-78 (completed 33)

### MOST PASSES HAD INTERCEPTED

Lifetime —	156	Archie Manning, 1971-82 (3,328 att., 1,848 comp.)
Season —	21	Archie Manning, 1972 (448 att.)
Game —	5	Archie Manning vs. Atlanta 9-16-73 (13 att.)
	5	Archie Manning vs. Los Angeles 10-7-79 (32 att.)

### MOST YARDS GAINED PASSING

Lifetime —	21,734	Archie Manning, 1971-82 (3,328 att., 1,848 comp.)
Season —	3,716	Archie Manning, 1980 (509 att., 309 comp.)
Game —	377	Archie Manning at San Francisco 12-7-80 (38 att., 24 comp.)

### LONGEST TOUCHDOWN PASS

82	John Fourcade to Mike Waters vs. Rams 10-4-87
----	---

### LONGEST NON-SCORING PASS

96	Bill Kilmer to Walt Roberts at Philadelphia 11-19-67
----	--

### MOST TOUCHDOWN PASSES

Lifetime —	115	Archie Manning, 1971-82
Season —	23	Archie Manning, 1980
Game —	6	Bill Kilmer at St. Louis 11-2-69

**BEST PASSING PERCENTAGE**

Lifetime —	57.2	Ken Stabler, 1982-84 (500 att., 326 comp.)
Season —	61.9	Ken Stabler, 1982 (189 att., 117 comp.)
Game —	78.6	Archie Manning at Tampa Bay 10-14-79 (14 att., 11 comp.)

**MOST TIMES THROWN ATTEMPTING TO PASS**

Game —	9	Dave Wilson at San Francisco 11-13-83
	9	Dave Wilson at Los Angeles Rams 11-3-85

**MOST YARDS LOST ATTEMPTING TO PASS**

Game —	81	Archie Manning vs. San Diego 10-9-77
--------	----	--------------------------------------

**RUSHING****MOST ATTEMPTS**

Lifetime —	995	George Rogers, 1981-84 (4,267 yds, 4.3 avg.)
Season —	378	George Rogers, 1981 (1,674 yds, 4.4 avg.)
Game —	35	Earl Campbell at Minnesota 11-24-85 (160 yds, 4.6 avg.)
	35	Dwight Beverly at St. Louis 10-11-87 (139 yds, 4.0 avg.)

**MOST YARDS GAINED**

Lifetime —	4,267	George Rogers, 1981-84 (995 att., 4.3 avg.)
Season —	1,674	George Rogers, 1981 (378 att., 4.4 avg.)
Game —	206	George Rogers vs. St. Louis 9-4-83 (24 att., 8.6 avg.)

**LONGEST SCORING RUN FROM SCRIMMAGE**

	79	George Rogers at Cleveland 10-18-81
--	----	-------------------------------------

**LONGEST NON-SCORING RUN FROM SCRIMMAGE**

	73	George Rogers vs. Philadelphia 10-11-81
--	----	---

**BEST AVERAGE (100 or more Attempts)**

Season —	6.0	Hokie Gajan, 1984 (615 yds, 102 att.)
----------	-----	---------------------------------------

**BEST AVERAGE (8 or more attempts)**

Game —	10.5	Tony Galbreath vs. Kansas City 9-26-76
--------	------	--

**TOTAL OFFENSE****MOST RUNNING AND PASSING PLAYS**

Game —	54	Archie Manning at Green Bay 9-10-78
	54	Archie Manning vs. New England 21-19-72

**MOST TOTAL YARDS (does not include yards lost attempting to pass)**

Game —	381	Archie Manning at San Francisco 12-7-80 (377 passing, 4 rushing)
--------	-----	---

**BEST AVERAGE GAIN PER PLAY**

Game —	13.0	Bill Kilmer at Philadelphia 11-19-67 (12 plays, 156 yds)
--------	------	---

**RETURNS, INTERCEPTIONS, RECOVERIES****MOST PUNT RETURNS**

Lifetime —	104	Jeff Groth, 1981-84 (887 yds)
Season —	39	Jeff Groth, 1983 (275 yds)
Game —	6	Pete Athas vs. Houston 10-3-76 (161 yds)

**MOST YARDS PUNTS RETURNED**

Lifetime —	887	Jeff Groth, 1981-84 (104 returns)
Season —	436	Jeff Groth, 1981 (37 returns)
Game —	161	Pete Athas vs. Houston 10-3-76 (6 returns)

**LONGEST PUNT RETURN**

	80	Mel Gray vs. Tampa Bay 12-6-87
--	----	--------------------------------

**MOST KICKOFF RETURNS**

Lifetime —	124	Rich Mauti, 1977-83 (2,636 yds)
Season —	43	Margene Adkins, 1972 (1,020 yds)
Game —	6	Walt Roberts at Baltimore 12-10-67 (123 yds)
	6	Rich Mauti vs. Atlanta 10-19-80 (137 yds)
	6	Rich Mauti vs. Philadelphia 9-16-79 (131 yds)
	6	Jimmy Rogers vs. Philadelphia 11-9-80 (138 yds)
	6	Jimmy Rogers at San Francisco 12-7-80 (127 yds)
	6	Jimmy Rogers vs. New England 12-21-80 (118 yds)

**MOST YARDS ON KICKOFF RETURNS**

Lifetime —	2,836	Rich Mauti, 1977-83 (124 returns)
Season —	1,020	Margene Adkins, 1972 (43 returns)
Game —	186	Mel Gray at San Francisco 9-21-86 (3 returns)

**LONGEST KICKOFF RETURN**

	101	Mel Gray at San Francisco 9-21-86 (TD)
--	-----	--

**MOST PASS INTERCEPTIONS**

Lifetime —	36	Tommy Myers, 1972-81 (returned 621 yds)
Season —	10	Dave Whitsell, 1967 (returned 178 yds)
Game —	3	Tommy Myers vs. Minnesota 9-3-78
	3	Dave Waymer vs. Philadelphia 10-6-85

**MOST YARDS INTERCEPTIONS RETURNED**

Lifetime —	621	Tommy Myers, 1972-81 (36 returns)
Season —	178	Dave Whitsell, 1967 (10 interceptions)
Game —	151	Tommy Myers vs. Minnesota 9-3-78 (3 returns)

**LONGEST INTERCEPTION RETURN**

	97	Tommy Myers vs. Minnesota 9-3-78 (TD)
--	----	---------------------------------------

**MOST OPPONENTS' FUMBLES RECOVERED**

Lifetime —	10	Bob Pollard, 1971-76
Season —	5	Joe Federspiel, 1975
	5	Maurice Spencer, 1976
	5	Jack Del Rio, 1985
Game —	3	Maurice Spencer vs. Atlanta 10-10-76

**MOST TIMES FUMBLED**

Lifetime —	57	Archie Manning, 1971-82
Season —	13	George Rogers, 1981
Game —	3	Bill Kilmer at St. Louis 12-3-67
	3	Bill Kilmer vs. Cleveland 10-12-69
	3	Howard Stevens at Dallas 9-24-73
	3	Hokie Gajan vs. Tampa Bay 9-22-85
	3	Rueben Mayes at Pittsburgh 11-29-87

# Saints Team Records

\*Records set as a result of the (1982) nine-game season

## OFFENSE

### MOST YARDS GAINED

Season —	5,267	1979
Game —	526	vs. Miami 12-7-86 (257 rushing, 269 passing)

### MOST YARDS GAINED RUSHING

Season —	2,476	1979
Game —	307	at Los Angeles 11-8-81

### MOST YARDS GAINED PASSING

Season —	3,648	1980
Game —	376	at San Francisco 12-7-80

### FEWEST YARDS GAINED (Total Offense)

Season —	2,655	1982*
Game —	3,189	1975
	60	vs. Minnesota 11-16-75 (67 rush, -7 pass)

### FEWEST YARDS GAINED RUSHING

Season —	1,193	1967
Game —	7	vs. San Francisco 10-1-72

### FEWEST YARDS GAINED PASSING

Season —	1,398	1972
Game —	1,547	1975
	-15	at San Francisco 10-21-73

### MOST RUSHING ATTEMPTS

Season —	595	1983
Game —	55	at Atlanta 10-20-74
	55	at San Francisco 10-15-78

### HIGHEST AVERAGE PER RUSH

Season —	4.5	1979
Game —	7.1	vs. Miami 12-7-86

### MOST TOTAL PLAYS

Season —	1,044	1984
Game —	87	at St. Louis 10-11-87

### HIGHEST AVERAGE GAIN PER OFFENSIVE PLAY

Season —	5.7	1979
Game —	8.1	vs. Atlanta 9-2-79

## FIRST DOWN

### MOST FIRST DOWNS

Season —	315	1979
Game —	32	vs. Atlanta 1-2-83

### FEWEST FIRST DOWNS

Season —	173	1982*
Game —	183	1970
	2	at San Francisco 10-21-73

### MOST FIRST DOWNS RUSHING

Season —	160	1979
Game —	19	at Seattle 11-21-76

### MOST FIRST DOWNS PASSING

Season —	183	1980
Game —	18	vs. Tampa Bay 12-5-82

### MOST FIRST DOWNS BY PENALTY

Season —	31	1969 and 1971
Game —	7	at Jets 10-26-86

## SCORING

### MOST POINTS

Season —	422	1987
Game —	51	at St. Louis 11-2-69
	51	at Seattle 11-21-76
Half —	42	at Tampa Bay 10-14-79
Quarter —	28	at Seattle 11-21-76
	28	vs. Oakland 12-3-79

### MOST TOUCHDOWNS

Season —	46	1979
Game —	6	at St. Louis 11-2-69
	6	at Seattle 11-21-76
	6	at Chicago 10-2-77
	6	at Tampa Bay 10-14-79

### MOST POINTS AFTER TOUCHDOWN

Season —	44	1979
Game —	6	at Seattle 11-21-76
	6	at Chicago 10-2-77
	6	at Tampa Bay 10-14-79

### MOST TOUCHDOWNS RUSHING

Season —	28	1979
Game —	5	at Tampa Bay 10-14-79

### MOST TOUCHDOWNS PASSING

Season —	26	1980
Game —	6	at St. Louis 11-2-69

### MOST FIELD GOALS

Season —	31	1985
Game —	5	at Green Bay (Milw.) 11-28-71
	5	vs. Los Angeles Rams 12-1-85
	5	vs. San Francisco 10-25-87

### LARGEST MARGIN OF VICTORY

Game —	38	Saints 38, at Atlanta 0 11-1-87
--------	----	---------------------------------

**MOST CONSECUTIVE GAMES SCORING**

65 Current beginning game 15, 1983

**FEWEST POINTS SCORED**

Season — 129 1982\*  
 Game — 163 1973

**LONGEST WINNING STREAK**

Game — 9 1987 (began with 38-0 win over Atlanta 11-1-87,  
 current into 1988 season)

**LONGEST LOSING STREAK**

14 First games of 1980

**PASSING****MOST PASSES COMPLETED**

Season — 334 1980 (566 attempts)  
 Game — 33 vs. Green Bay 9-10-78 (53 attempts)

**MOST PASSES ATTEMPTED**

Season — 566 1980 (334 completions)  
 Game — 53 at Green Bay 9-10-78 (33 completions)

**BEST COMPLETION PERCENTAGE (10 or more passes)**

Season — .614 1978 (479 att., 294 comp.)  
 Game — .800 at Tampa Bay 10-14-79 (12 of 15)

**FEWEST PASSES COMPLETED**

Season — 137 1982\*  
 Game — 163 1973  
 2 at San Francisco 10-15-78 (4 attempts)

**FEWEST PASSES ATTEMPTED**

Season — 248 1982\*  
 Game — 321 1977  
 4 at San Francisco 10-15-78 (2 completions)

**LOWEST COMPLETION PERCENTAGE**

Season — .462 1975 (392 att., 181 comp.)

**MOST PASSES HAD INTERCEPTED**

Season — 29 1968 (439 attempts)  
 Game — 6 vs. Atlanta 9-16-73 (24 attempts)

**MOST TIMES SAINTS PASSERS THROWN FOR LOSSES**

Season — 58 1985  
 Game — 9 vs. Los Angeles 10-24-76  
 9 at San Francisco 11-13-83  
 9 at Los Angeles Rams 11-3-85

**MOST YARDS LOST ATTEMPTING TO PASS**

Season — 461 1985  
 Game — 81 vs. San Diego 10-9-77

**INTERCEPTIONS****MOST PASSES INTERCEPTED**

Season — 26 1979, 1986  
 Game — 7 vs. Green Bay 9-14-86

**FEWEST PASSES INTERCEPTED**

Season — 9 1982\*  
 Game — 12 1976, 1980, 1987

**MOST YARDS INTERCEPTIONS RETURNED**

Season — 412 1983 (23 returns)  
 Game — 176 vs. Minnesota 9-3-78 (4 returns)

**FUMBLES****MOST FUMBLES**

Season — 40 1981  
 Game — 7 at Los Angeles 11-8-81; vs. New England 11-30-86

**FEWEST FUMBLES**

Season — 17 1982\*  
 Game — 19 1968

**MOST OPPONENTS' FUMBLES RECOVERED**

Season — 18 1987  
 Game — 5 vs. Dallas 11-3-68; vs. Cleveland 12-12-71; at Atlanta 11-25-79

**MOST FUMBLES LOST**

Season — 22 1983  
 Game — 5 vs. New England 11-30-86

**PUNT RETURNS****MOST PUNT RETURNS**

Game — 7 vs. New England 11-30-86

**MOST YARDS PUNTS RETURNED**

Game — 161 vs. Houston 10-3-76 (6 returns)

**KICKOFF RETURNS****MOST KICKOFF RETURNS**

Game — 9 at Philadelphia 11-19-67 (231 yds)  
 9 vs. San Francisco 10-1-72 (201 yds)

**MOST YARDS KICKOFFS RETURNED**

Game — 233 at San Francisco 9-21-86 (5 returns)

## PUNTING

### MOST PUNTS

Season —	101	1976
Game —	12	vs. Minnesota 11-16-75

### FEWEST PUNTS

Season —	46	1982*
Game —	0	vs. Atlanta 1-2-83

## PENALTIES

### MOST PENALTIES

Season —	112	1978 (1,044 yds)
Game —	14	vs. Minnesota 9-3-78 (132 yds)
	14	vs. St. Louis 9-4-83 (101 yds)
	14	vs. Philadelphia 10-6-85 (107 yds)

### MOST YARDS PENALIZED

Season —	1,044	1978 (112 penalties)
Game —	142	at New York Giants 10-6-68 (12 penalties)

### FEWEST PENALTIES

Season —	58	1973 (516 yds)
Game —	0	vs. Seattle 11-10-85

### FEWEST YARDS PENALIZED

Season —	514	1982 (64 penalties)*
	515	1973 (58 penalties)

## DEFENSE

### MOST POINTS ALLOWED

Season —	487	1980
Game —	62	Atlanta 62 at Saints 7, 9-16-73
Half —	38	vs. Atlanta 9-16-73
Quarter —	28	at Philadelphia 11-19-67; at Chicago 10-10-71; vs. Los Angeles 10-7-79

### FEWEST POINTS ALLOWED

Season —	160	1982*
Game —	263	1974
	0	Buffalo at Saints 13, 11-4-73; St. Louis at Saints 14, 12-8-74; Atlanta at Saints 30, 10-10-76; Saints 10 at Chicago, 9-19-82; Rams at Saints 6, 11-9-86; Saints 38 at Falcons 11-1-87

### MOST YARDS ALLOWED

Season —	6,218	1980
Game —	552	vs. Atlanta 9-2-79

### FEWEST YARDS ALLOWED

Season —	2,607	1982*
Game —	3,795	1974
	133	at Houston 9-30-84
	133	at Chicago 10-18-87

### MOST YARDS ALLOWED RUSHING

Season —	3,106	1980
Game —	340	vs. Los Angeles 11-25-73

### FEWEST YARDS ALLOWED RUSHING

Season —	974	1982*
Game —	1,559	1986
	2	vs. New England 11-30-86

### FEWEST RUSHES ATTEMPTED

Season —	255	1982*
Game —	419	1969
	13	at Minnesota 11-23-85 (59 yds)

### LOWEST YIELD, YARDS PER RUSH

Season —	3.2	1986
Game —	0.1	vs. New England 11-30-86

### MOST NET YARDS ALLOWED PASSING

Season —	3,653	1985
Game —	395	vs. Kansas City 9-8-85

### FEWEST NET YARDS ALLOWED PASSING

Season —	1,633	1982*
Game —	1,893	1977
	4	at St. Louis 10-11-87

### FEWEST PASSES ATTEMPTED

Season —	245	1982 (149 completions)*
Game —	333	1971 (175 completions)
	10	at New England 12-4-83 (3 completions); at St. Louis 10-11-87 (3 completions)

### FEWEST COMPLETIONS ALLOWED

Season —	149	1982 (245 attempts)*
Game —	152	1968 (366 attempts)
	3	at New England 12-4-83 (10 attempts); at St. Louis 10-11-87 (10 attempts)

### LOWEST PCT. OPPONENTS' PASSES COMPLETED

Season —	.418	1968 (153 of 366)
Game —	.250	vs. Chicago 12-1-68 (5 of 20)

### MOST TIMES TACKLED OPPONENTS' PASSER

Season —	56	1983
Game —	9	vs. Los Angeles Rams 12-1-85 (69 yds)

### MOST YARDS LOST BY OPPONENTS' PASSER

Season —	437	1983 (56 sacks)
Game —	73	vs. Chicago 9-18-83 (8 sacks)

### FEWEST TIMES TACKLED OPPONENTS' PASSER

Season —	17	1970 (136 yds)
----------	----	----------------

### FEWEST YARDS LOST BY OPPONENTS' PASSER

Season —	136	1970 (17 sacks)
----------	-----	-----------------

<b>FEWEST OFFENSIVE PLAYS (Rush and Pass)</b>		
Season —	531	1982*
	823	1969
Game —	42	at St. Louis 10-11-87

<b>GREATEST MARGIN OF DEFEAT</b>		
55	Atlanta 62 at Saints 7, 9-16-73	

## CHRONOLOGY OF UNIFORM CHANGES

The following is a catalogue of uniform changes since the Saints' inception in 1966:

1967—Gold pants with black and white striping; black jerseys with gold numerals and white trim with white and gold piping on sleeves; white jerseys with gold numerals and black trim with black and gold piping on sleeves. Gold helmet with black Fleur-de-Lis on either side, and black and white striping down the middle.

1969—Preseason games only—Black helmets with gold Fleur-de-Lis on either side and gold and white striping down the middle. Helmets have been gold since.

1971—Color of the numerals changed. Black with gold trim on white jerseys and white with gold trim on black jerseys.

1975—Pants were changed from gold to white with black and gold striping.

1976—Black pants introduced to wear with white jerseys. Gold and white striping down the sides. Same white pants worn with black jerseys. Facemask changed from grey to black.

1983—Numbers changed to "San Diego-style" numerals. Thin border around the number with no direct contact between number and border. The second change was from socks with black and gold piping to solid black sock.

1985—Gold pants with wide solid black stripe. State/Fleur-de-Lis patch on side of pants. Jersey redesigned with TV numbers on shoulders, and State/Fleur-de-Lis on sleeve. Stripes on sleeve eliminated. Socks feature wide gold stripe in black background.

## OPPONENTS INDIVIDUAL RECORDS

### TOTAL OFFENSE

51	Jack Concannon, Chicago 12-20-70
<b>MOST YARDS GAINED</b>	
397	Bill Kenney, Kansas City 9-8-85
<b>MOST YARDS PER PLAY (10 or more plays)</b>	
11.7	Bart Starr, Green Bay 11-17-68

### RUSHING

<b>MOST RUSHES</b>	
39	Gerald Riggs, Atlanta 12-22-85
<b>MOST YARDS GAINED</b>	
247	Willie Ellison, Los Angeles 12-5-71
<b>MOST YARDS PER RUSH (8 or more carries)</b>	
11.0	Terry Bradshaw 11-25-74 (99 yds, 9 carries)
<b>LONGEST SCORING RUN</b>	
80	Willie Ellison, Los Angeles 12-5-71
<b>LONGEST NON-SCORING RUN</b>	
66	Eric Dickerson, L.A. Rams 10-14-84

### PASSING

<b>MOST ATTEMPTS</b>	
50	Jack Concannon, Chicago 12-20-70
<b>MOST COMPLETIONS</b>	
28	Fran Tarkenton, Minnesota 9-3-78
28	Phil Simms, N.Y. Giants 9-20-81
28	John Elway, Denver 9-15-85
28	Bernie Kosar, Cleveland 9-13-87
<b>MOST HAD INTERCEPTED</b>	
5	Randy Wright, Green Bay 9-14-86
	Scott Campbell, Atlanta 11-1-87
<b>MOST YARDS GAINED</b>	
397	Bill Kenney, Kansas City 9-8-85
<b>BEST PERCENTAGE</b>	
90.9	Scott Hunter, Atlanta, 10-31-76 (10 of 11)
<b>MOST TOUCHDOWNS</b>	
6	Charley Johnson, St. Louis 11-2-69
<b>LONGEST SCORING PASS</b>	
88	Bob Berry To Harmon Wages, Atlanta 12-7-69
<b>LONGEST NON-SCORING PASS</b>	
84	Bob Berry to Ken Burrow, Atlanta 12-19-72

### PASS RECEIVING

<b>MOST RECEPTIONS</b>	
12	Rickey Young, Minnesota 9-3-78
12	John Spagnola, Philadelphia 10-6-85
<b>MOST YARDS GAINED</b>	
212	Mark Carrier, Tampa Bay 12-6-87
<b>MOST TOUCHDOWNS</b>	
4	Dave Williams, St. Louis 11-2-69

### PUNTING

<b>MOST PUNTS</b>	
10	John James, Atlanta 10-24-74
10	Ray Guy, L.A. Raiders 10-13-85
<b>LONGEST PUNT</b>	
87	Dave Finzer, Chicago 10-7-84

### PUNT RETURNS

<b>MOST RETURNS</b>	
10	Mike Nelms, Washington 12-26-82
<b>MOST YARDS RETURNED</b>	
143	Chuck Latourette, St. Louis 9-29-68

### KICKOFF RETURNS

<b>MOST KICKOFF RETURNS</b>	
7	Dennis Pearson, Atlanta 9-2-79
<b>MOST YARDS RETURNED</b>	
189	Dave Hampton, Green Bay 11-28-71
<b>LONGEST RETURN</b>	
105	Travis Williams, Los Angeles 12-5-71

### SCORING

<b>MOST FIELD GOALS</b>	
6	Bobby Howfield, N.Y. Jets 12-3-72
6	Ray Wersching, San Francisco 10-16-83
<b>MOST TOUCHDOWNS</b>	
4	Dave Williams, St. Louis 11-2-69
<b>LONGEST FIELD GOAL</b>	
55	Joe Danelo, N.Y. Giants 9-20-81
<b>MOST POINTS SCORED</b>	
24	Dave Williams, St. Louis 11-2-69

### INTERCEPTIONS

<b>MOST INTERCEPTIONS</b>	
3	Pat Thomas, Los Angeles 10-7-79
3	Leonard Coleman, Indianapolis 10-12-86
<b>MOST YARDS RETURNED</b>	
93	Ross Fichtner, Cleveland 10-1-67
<b>LONGEST RETURN</b>	
88	Ross Fichtner, Cleveland 10-1-67#
69	Jeremiah Castille, Tampa Bay 10-23-83
#Lateral from Erich Barnes	

## OPPONENTS TEAM RECORDS

### SCORING

#### MOST POINTS SCORED

62 Atlanta 9-16-73

#### TOTAL OFFENSE

#### MOST RUSHING AND PASSING PLAYS

87 Atlanta 9-2-79

#### MOST YARDS

552 Atlanta 9-2-79

#### BEST AVERAGE GAIN

8.1 at St. Louis 11-2-69

### RUSHING OFFENSE

#### MOST RUSHES

62 St. Louis 10-4-80

#### MOST YARDS

340 Los Angeles 11-25-73

#### BEST AVERAGE GAIN

7.53 at Los Angeles 12-5-71

### PASSING OFFENSE

#### MOST ATTEMPTS

58 Green Bay 9-14-86

#### MOST COMPLETIONS

29 at San Francisco 9-21-86

#### MOST HAD INTERCEPTED

7 Green Bay 9-14-86

#### MOST NET YARDS GAINED

395 Kansas City 9-8-85

#### BEST PERCENTAGE

.905 Green Bay 12-13-82 (19 of 21)

#### MOST TOUCHDOWNS

6 at St. Louis 11-2-69

### FIRST DOWNS

#### MOST FIRST DOWNS

35 Atlanta 9-2-79

#### MOST FIRST DOWNS RUSHING

23 St. Louis 10-4-80

#### MOST FIRST DOWNS PASSING

22 at San Francisco 11-13-83

### MOST FIRST DOWNS BY PENALTY

6 vs. San Francisco 10-25-87

### PUNTING

#### MOST PUNTS

10 at Atlanta 10-20-74

10 at L.A. Raiders 10-13-85

#### BEST AVERAGE

54.5 at Indianapolis 10-12-86

### PUNT RETURNS

#### MOST RETURNS

10 Washington 12-26-82

#### MOST YARDS RETURNED

143 St. Louis 9-29-68

### KICKOFF RETURNS

#### MOST RETURNS

8 Washington 9-22-68

8 Atlanta 9-2-79

#### MOST YARDS RETURNED

190 at San Francisco 10-22-67

### FUMBLES

#### MOST FUMBLES

7 Cleveland 12-21-71

7 at Los Angeles 12-16-79

7 at Jets 10-26-86

#### MOST FUMBLES LOST TO NEW ORLEANS

5 Three times (last time Atlanta 10-15-72)

### PENALTIES

#### MOST PENALTIES

14 at Los Angeles 12-5-71

14 Atlanta 9-2-84

#### MOST YARDS PENALIZED

195 Pittsburgh 11-25-74

### PASSING OFFENSE

#### MOST YARDS PASSING

719 New Orleans 374 at St. Louis 345, 11-2-69

#### MOST PASSES ATTEMPTED

83 Kansas City 35 at New Orleans 48, 9-8-85

### MOST PASSES COMPLETED

49 Philadelphia 21 at New Orleans 28, 11-9-80

#### MOST HAD INTERCEPTED

9 Green Bay 7 at New Orleans 2, 9-14-86

#### MOST TOUCHDOWNS

12 New Orleans 6 at St. Louis 6, 11-2-69

### FUMBLES

#### MOST FUMBLES

10 Cleveland 7 at New Orleans 3, 12-12-71

#### MOST FUMBLES LOST

8 Cleveland 5 at New Orleans 3, 12-12-71

### PENALTIES

#### MOST YARDS PENALIZED

218 Atlanta 143 at New Orleans 75, 9-2-84

#### FEWEST YARDS PENALIZED

15 Dallas 10 at New Orleans 5, 9-28-69

### FIRST DOWNS

#### MOST FIRST DOWNS

58 Atlanta 35 at New Orleans 23, 9-2-79

#### FEWEST FIRST DOWNS

20 Minnesota 8 at New Orleans 12, 9-12-70

### DEFENSIVE RECORDS

#### FEWEST POINTS SCORED

6 At New Orleans 6, Rams 0, 11-9-86

#### FEWEST YARDS TOTAL OFFENSE

379 San Francisco 295 at New Orleans 84, 10-1-72

#### FEWEST YARDS RUSHING OFFENSE

133 San Francisco 126 at New Orleans 7, 10-1-72

#### FEWEST YARDS PASSING OFFENSE

87 Atlanta 63 at New Orleans 24, 9-29-74

## SAINTS DRAFT TRIVIA

In 22 college drafts (1967-88), the Saints have selected 337 players from 139 different colleges and universities.

**BY POSITIONS:** 53 running backs, 42 linebackers, 39 wide receivers, 32 offensive guards, 31 safeties, 30 cornerbacks, 25 defensive ends, 23 tackles, 18 defensive tackles, 18 tight ends, 11 quarterbacks, 9 kicking specialists and 6 centers.

**BY COLLEGE:** 9 from USC; 8 from Missouri, Oklahoma, and \*Tulane; 7 from Michigan; 6 from Nebraska, Notre Dame, and Tennessee; 5 from Georgia, LSU, Mississippi, Ohio State and Tulsa.

\*Bart Graves, Steve Barrios, Rusty Lachaussee, Tommy Thibodeaux, Mike Truax, Charles Hall, Marvin Lewis and Treg Songy.

## TWO-TEAM RECORDS

### SCORING

#### MOST TOTAL POINTS

93 New Orleans 51 at St. Louis 42, 11-2-69

### RUSHING OFFENSE

#### MOST RUSHES

86 New Orleans 39 at Atlanta 47, 12-16-73

## NFL DIRECTORY

### COMMISSIONER'S OFFICE

PETE ROZELLE .....	Commissioner
JAY MOYER .....	Executive Vice-President and League Counsel
DAVID CORNWELL .....	Director of Equal Employment/ Assistant Counsel
JOHN SCHOEMER .....	Treasurer
DON WEISS .....	Executive Director
JOE RHEIN .....	Director of Administration
JOE BROWNE .....	Director of Communications
JAN VAN DUSER .....	Director of Operations
VAL PINCHBECK, JR. ....	Director of Broadcasting
JIM HEFFERNAN .....	Director of Public Relations
WARREN WELSH .....	Director of Security
CHARLES JACKSON .....	Assistant Director of Security
JOEL BUSSERT .....	Director of Player Personnel
ART MCNALLY .....	Supervisor of Officials
NICK SKORICH .....	Assistant Supervisor of Officials
JACK READER .....	Assistant Supervisor of Officials
JOE GARDI .....	Assistant Supervisor of Officials
TONY VETARI .....	Assistant Supervisor of Officials
JIM STEEG .....	Director of Special Events
SUSAN MCCANN .....	Assistant Director of Special Events
BILL GRANHOLM .....	Special Projects Manager
TOM SULLIVAN .....	Controller
PHILIP N. AYOUB .....	Assistant Controller
MEL BLOUNT .....	Director of Player Relations

### AMERICAN FOOTBALL CONFERENCE

LAMAR HUNT .....	President
ROGER GOODELL .....	Assistant to the President
PETE ABITANTE .....	Director of Information

### NATIONAL FOOTBALL CONFERENCE

WELLINGTON MARA .....	President
JIM NOEL .....	Assistant to the President
DICK MAXWELL .....	Director of Information

## 1988 GAME STAFF

Field — Tim Alexander, photographer; Moise Bloch, Dan Scott, sideline contacts; Robert Sauerbrei, Jr., Benny Recatto, Judy Recatto, entertainment; Sylvia Labourdette, Richard Thurman, Jr., dance team.

Press Box — Jimmy Young, John Lutz, Joe Englert, Harold Shelley, David Fisher, Gayle Letulle, Bob Remy, statisticians; Jerry Romig, public address announcer; Maury Magill, press box announcer; Glen Gassenberger, Don Boyne, press box services; Chris Byrne, television support; Mickey Crossin, security; Russell Palazzolo, elevator; Kervin Voissan, replay monitor.

## NFL 1987 STANDINGS

### NFC

#### EASTERN DIVISION

	W	L	T	Pct.	Pts.	OP
Washington	11	4	0	.733	379	285
Dallas	7	8	0	.467	340	348
St. Louis	7	8	0	.467	362	368
Philadelphia	7	8	0	.467	337	380
N.Y. Giants	6	9	0	.400	280	312

#### CENTRAL DIVISION

Chicago	11	4	0	.733	356	282
Minnesota	8	7	0	.533	336	335
Green Bay	5	9	1	.367	255	300
Tampa Bay	4	11	0	.267	286	360
Detroit	4	11	0	.267	269	384

#### WESTERN DIVISION

San Francisco	13	2	0	.867	459	253
New Orleans	12	3	0	.800	422	283
L.A. Rams	6	9	0	.400	317	361
Atlanta	3	12	0	.200	205	436

### AFC

#### EASTERN DIVISION

	W	L	T	Pct.	Pts.	OP
Indianapolis	9	6	0	.600	300	238
New England	8	7	0	.533	320	293
Miami	8	7	0	.533	362	335
Buffalo	7	8	0	.467	270	305
N.Y. Jets	6	9	0	.400	334	360

#### CENTRAL DIVISION

Cleveland	10	5	0	.667	390	239
Houston	9	6	0	.600	345	349
Pittsburgh	8	7	0	.533	285	299
Cincinnati	4	11	0	.267	285	370

#### WESTERN DIVISION

Denver	10	4	1	.700	379	288
Seattle	9	6	0	.600	371	314
San Diego	8	7	0	.533	253	317
L.A. Raiders	5	10	0	.333	301	289
Kansas City	4	11	0	.267	273	388

## 1987 POSTSEASON GAMES

(Home Team in CAPS)

### WILD CARD GAMES

Minnesota 44, NEW ORLEANS 10 (68,546)	HOUSTON 23, Seattle 20 (OT) (50,519)
---------------------------------------	--------------------------------------

### DIVISIONAL PLAYOFFS

Minnesota 36, SAN FRANCISCO 24 (63,008)	CLEVELAND 38, Indianapolis 21 (79,372)
Washington 21, CHICAGO 17 (65,268)	DENVER 34, Houston 10 (75,440)

### CONFERENCE CHAMPIONSHIPS

WASHINGTON 17, Minnesota 10 (55,212)	DENVER 38, CLEVELAND 33 (76,197)
--------------------------------------	----------------------------------

### SUPER BOWL XXII at Jack Murphy Stadium, San Diego, California

Washington 42, DENVER 10 (73,302)

### AFC-NFC PRO BOWL at Honolulu, Hawaii

AFC 15, NFC 6 (50,113)

# NFL PLAYOFF TIE-BREAKERS

## Two Clubs

1. Head-to-Head (best won-lost-tied percentage in games between the clubs).
2. Best won-lost-tied percentage in games played within the division.
3. Best won-lost-tied percentage in games played within the conference.
4. Best won-lost-tied percentage in common games, if applicable.
5. Best net points in division games.
6. Best net points in all games.
7. Strength of schedule.
8. Best net touchdowns in all games.
9. Coin toss.

## Three or More Clubs

1. Head-to-Head (best won-lost-tied percentage in games among the clubs).
2. Best won-lost-tied percentage in games played within the division.
3. Best won-lost-tied percentage in games played within the conference.
4. Best won-lost-tied percentage in common games.
5. Best net points in division games.
6. Best net points in all games.
7. Strength of schedule.
8. Best net touchdowns in all games.
9. Coin toss.

## WILD CARD TIES

1. If all tied clubs are from the same division, apply division tiebreaker.
2. If the tied clubs are from different divisions, apply the following steps.

## Two Clubs

1. Head-to-Head, if applicable.
2. Best won-lost-tied percentage played within the division.
3. Best won-lost-tied percentage in common games, minimum of four.
4. Best average net points in conference games.
5. Best net points in all games.
6. Strength of schedule.
7. Best net touchdowns in all games.
8. Coin toss.

## Three or More Clubs

1. Head-to-Head sweep (applicable only if one club has defeated each of the others or one club has lost to each of the others).
2. Best won-lost-tied percentage in games played within the conference.
3. Best won-lost-tied percentage in common games, minimum of four.
4. Best average net points in conference games.
5. Best net points in all games.
6. Strength of schedule.
7. Best net touchdowns in all games.
8. Coin toss.

## INSTANT REPLAY APPROVED FOR 1988

For the third consecutive year, NFL clubs have approved a limited system of Instant Replay on a one-year basis.

The system basically stays the same as in 1987 with the exception that the Replay Official will now be assigned to a regular officiating crew and will attend crew meetings the day before each game. League office personnel will no longer be used as Replay Officials. In 1987, there were 490 plays closely reviewed (defined as a contact to the field, but not necessarily stoppage of play). There were 57 reversals in 210 games for an average of one reversal in each four games. In 1986, there were 374 plays closely reviewed resulting in 38 reversals in 224 games.

In 1986, the system was approved by a 23-4-1 vote. In 1987, the vote was 21-7. In 1988, replay was cleared by a 23-5 margin.

The NFL has discussed Instant Replay in some degree or other since the early 1970s. The League experimented in 1976 and 1978 using two basic frameworks—an independent system using cameras, replay machines, and technicians separate from the network covering the game, and a “no frills” approach using existing television coverage.

In 1985, the NFL used the network feed of nine nationally televised preseason games to experiment with the basic system that later was adopted for 1986 and 1987. A total of 28 plays were examined closely in 1985 (17 confirmed call, 4 were inconclusive, 1 was reversed, and 6 had no replay shown).

### *What is the objective of this system?*

The clubs feel that on certain plays the telecast viewed by the general public should be used to correct an indisputable error. The system will be used to reverse an on-field decision only when the Replay Official has *indisputable visual evidence* available to him that warrants the change.

### *Is the television network carrying the game part of the review process?*

No. Although the Replay Official will be viewing the live network feed, there is no communication to television personnel as to what

plays to show or not to show.

### *What is the step-by-step procedure of play review?*

The Replay Official will view game action and a play will be replayed immediately on one of the two monitors, while the other monitor continues to record the live feed.

The Replay Official makes a determination if further study of the play is needed. If not, there is no contact with the field and play continues without interruption.

If the Replay Official believes an error may have been made, the Umpire will be contacted via a headset.

The Replay Official will watch replay(s) on one or both monitors and complete his review within a reasonable period after the play is over.

The Replay Official will inform the Umpire of his decision, and the Referee will make the appropriate announcement on the wireless microphone.

The limited Instant Replay system concentrates on plays of possession or touching (e.g., fumbles, receptions, interceptions, muffs) and most plays governed by the sidelines, goal lines, end lines, and line of scrimmage (e.g., receiver or runner in or out of bounds, forward or backward passes, breaking the plane of the goal line).

However, the Instant Replay system *will not* include the following fouls: clipping; encroachment and offsides; grasp of facemask; false start; defensive pass interference; offensive pass interference; offensive holding and illegal use of hands; illegal batting or punching ball; illegal block on free kick or scrimmage kick; illegal crackback; illegal motion; illegal use of forearm or elbow; illegal use of hands by defense; illegally kicking the ball; illegally snapping the ball; intentional grounding; member of the punting team downfield early; illegal formation; palpably unfair act; piling on; roughing the passer; running into or roughing the kicker; striking, kicking, or kneeing; unnecessary roughness; unsportsmanlike conduct; and use of the helmet as a weapon.

# 1988 NFL PRESEASON SCHEDULE

(All Times Local)

SATURDAY, JULY 30

Hall of Fame Game  
Cincinnati (AFC) vs. Los Angeles Rams (NFC)  
Canton, Ohio.....2:30

SUNDAY, JULY 31

American Bowl '88  
Miami vs. San Francisco  
London, England.....6:00

FIRST WEEK

WEDNESDAY, AUGUST 3  
Denver at Los Angeles Rams.....7:00

THURSDAY, AUGUST 4

Buffalo at Houston.....7:00  
Phoenix at Seattle.....7:30

FRIDAY, AUGUST 5

Pittsburgh at Washington.....8:00

SATURDAY, AUGUST 6

Atlanta at New England.....7:00  
Cincinnati at Kansas City.....7:35  
Detroit at Cleveland.....7:00  
Dallas at San Diego.....6:00  
Indianapolis at Tampa Bay.....7:00  
Los Angeles Raiders at San Francisco.....6:00  
Miami at Chicago.....6:00  
New York Giants at Green Bay.....7:00  
New York Jets at Philadelphia.....7:30

SUNDAY, AUGUST 7

New Orleans at Minnesota.....7:00

SECOND WEEK

THURSDAY, AUGUST 11  
Seattle at Detroit.....7:30

SATURDAY, AUGUST 13

Cincinnati at Buffalo.....6:00  
Cleveland at Tampa Bay.....7:00  
Dallas at Los Angeles Raiders.....1:00  
Green Bay at Indianapolis.....7:30  
Houston vs. New England at Memphis,  
Tenn.....7:00  
Kansas City at Atlanta.....7:30  
New Orleans at Phoenix.....7:30  
New York Jets at New York Giants.....8:00  
San Diego at Los Angeles Rams.....7:00  
San Francisco at Denver.....7:00  
Washington at Miami.....8:00

SUNDAY, AUGUST 14

Chicago vs. Minnesota, Goteborg,  
Sweden.....7:00  
Philadelphia at Pittsburgh.....8:00

THIRD WEEK

THURSDAY AUGUST 18  
Cleveland vs. New York Jets, Montreal,  
Canada.....7:30

FRIDAY, AUGUST 19

Buffalo at Seattle.....7:30  
Denver at Miami.....9:00  
Kansas City vs. Green Bay at Milwaukee.....7:00

SATURDAY, AUGUST 20

Detroit at Cincinnati.....7:30  
Houston at Los Angeles Rams.....7:00  
New England at Philadelphia.....7:30  
New Orleans at Indianapolis.....7:30  
Pittsburgh at New York Giants.....8:00  
San Francisco at San Diego.....6:00  
Tampa Bay at Atlanta.....7:30  
Washington at Los Angeles Raiders.....7:00

SUNDAY, AUGUST 21

Minnesota at Phoenix.....5:00

MONDAY, AUGUST 22

Chicago at Dallas.....7:00

FOURTH WEEK

THURSDAY, AUGUST 25  
Buffalo vs. Tampa Bay at Nashville, Tenn.....7:00  
Indianapolis at Denver.....6:00  
Philadelphia at Detroit.....7:30  
Phoenix at Kansas City.....7:35

FRIDAY, AUGUST 26

Cincinnati at New England.....7:00  
Los Angeles Raiders at Chicago.....8:00  
Los Angeles Rams at San Diego.....7:00  
Miami at Minnesota.....7:00  
New York Giants at Cleveland.....9:00  
Seattle at San Francisco.....6:00

SATURDAY, AUGUST 27

Atlanta vs. Washington at Birmingham, Ala.....7:00  
Houston at Dallas.....8:00  
New York Jets vs. Green Bay at Madison,  
Wis.....1:00  
Pittsburgh at New Orleans.....11:30

# 1988 NFL Schedule

(All Times Local)

SUNDAY, SEPTEMBER 4

(First Weekend)\*\*

Atlanta at Detroit.....1:00  
Cleveland at Kansas City.....3:00  
Dallas at Pittsburgh.....1:00  
Houston at Indianapolis.....3:00  
Los Angeles Rams at Green Bay.....12:00  
Miami at Chicago.....12:00  
Minnesota at Buffalo.....1:00  
New York Jets at New England.....4:00  
Philadelphia at Tampa Bay.....1:00  
Phoenix at Cincinnati.....1:00  
San Diego at Los Angeles Raiders.....1:00  
San Francisco at New Orleans.....12:00  
Seattle at Denver.....2:00

MONDAY, SEPTEMBER 5

Washington at New York Giants.....9:00

SUNDAY, SEPTEMBER 11

(Second Weekend)\*\*

Chicago at Indianapolis.....12:00  
Cincinnati at Philadelphia.....4:00  
Detroit at Los Angeles Rams.....1:00  
Kansas City at Seattle.....1:00  
Los Angeles Raiders at Houston.....3:00  
Miami at Buffalo.....1:00  
New England at Minnesota.....3:00  
New Orleans at Atlanta.....1:00  
New York Jets at Cleveland.....4:00  
Pittsburgh at Washington.....1:00  
San Diego at Denver.....2:00  
San Francisco at New York Giants.....1:00  
Tampa Bay at Green Bay.....12:00

MONDAY, SEPTEMBER 12

Dallas at Phoenix.....6:00

SUNDAY, SEPTEMBER 18

(Third Weekend)\*

Atlanta at San Francisco.....1:00  
Buffalo at New England.....1:00  
Cincinnati at Pittsburgh.....1:00  
Denver at Kansas City.....12:00  
Green Bay at Miami.....1:00  
Houston at New York Jets.....1:00  
Los Angeles Rams at Los Angeles Raiders.....1:00  
Minnesota at Chicago.....12:00  
New Orleans at Detroit.....1:00  
New York Giants at Dallas.....3:00  
Philadelphia at Washington.....1:00  
Phoenix at Tampa Bay.....1:00  
Seattle at San Diego.....1:00

MONDAY, SEPTEMBER 19

Indianapolis at Cleveland.....9:00

SUNDAY, SEPTEMBER 25

(Fourth Weekend)\*

Atlanta at Dallas.....12:00  
Chicago at Green Bay.....12:00  
Cleveland at Cincinnati.....1:00  
Los Angeles Rams at New York Giants.....4:00  
Miami at Indianapolis.....12:00  
New England at Houston.....12:00  
New York Jets at Detroit.....1:00  
Philadelphia at Minnesota.....12:00  
Pittsburgh at Buffalo.....1:00  
San Diego at Kansas City.....3:00  
San Francisco at Seattle.....1:00  
Tampa Bay at New Orleans.....12:00  
Washington at Phoenix.....1:00

MONDAY, SEPTEMBER 26

Los Angeles Raiders at Denver.....7:00

SUNDAY, OCTOBER 2

(Fifth Weekend)\*

Buffalo at Chicago.....12:00  
Cincinnati at Los Angeles Raiders.....1:00  
Cleveland at Pittsburgh.....1:00  
Denver at San Diego.....1:00  
Detroit at San Francisco.....1:00  
Green Bay at Tampa Bay.....1:00  
Houston at Philadelphia.....1:00  
Indianapolis at New England.....1:00  
Kansas City at New York Jets.....4:00  
Minnesota at Miami.....4:00  
New York Giants at Washington.....1:00  
Phoenix at Los Angeles Rams.....1:00  
Seattle at Atlanta.....1:00

MONDAY, OCTOBER 3

Dallas at New Orleans.....8:00

SUNDAY, OCTOBER 9

(Sixth Weekend)\*\*

Chicago at Detroit.....1:00  
Denver at San Francisco.....1:00  
Indianapolis at Buffalo.....1:00  
Kansas City at Houston.....12:00  
Los Angeles Rams at Atlanta.....1:00  
Miami at Los Angeles Raiders.....1:00  
New England vs. Green Bay at Milwaukee.....12:00  
New Orleans at San Diego.....1:00  
New York Jets at Cincinnati.....1:00  
Pittsburgh at Phoenix.....1:00  
Seattle at Cleveland.....1:00  
Tampa Bay at Minnesota.....12:00  
Washington at Dallas.....12:00

MONDAY, OCTOBER 10

New York Giants at Philadelphia.....9:00

**SUNDAY, OCTOBER 16**  
(Seventh Weekend)\*

Atlanta at Denver	2:00
Cincinnati at New England	1:00
Dallas at Chicago	12:00
Detroit at New York Giants	1:00
Green Bay at Minnesota	12:00
Houston at Pittsburgh	1:00
Los Angeles Raiders at Kansas City	12:00
<b>New Orleans at Seattle</b>	<b>1:00</b>
Philadelphia at Cleveland	1:00
Phoenix at Washington	1:00
San Diego at Miami	1:00
San Francisco at Los Angeles Rams	1:00
Tampa Bay at Indianapolis	12:00

**MONDAY, OCTOBER 1**

Buffalo at New York Jets	9:00
--------------------------	------

**SUNDAY, OCTOBER 23**  
(Eighth Weekend)\*\*

Cleveland at Phoenix	1:00
Dallas at Philadelphia	1:00
Denver at Pittsburgh	1:00
Detroit at Kansas City	12:00
Houston at Cincinnati	1:00
Indianapolis at San Diego	1:00
<b>Los Angeles Raiders at New Orleans</b>	<b>12:00</b>
Minnesota at Tampa Bay	1:00
New England at Buffalo	1:00
New York Giants at Atlanta	1:00
New York Jets at Miami	4:00
Seattle at Los Angeles Rams	1:00
Washington vs. Green Bay at Milwaukee	12:00

**MONDAY, OCTOBER 24**

San Francisco at Chicago	8:00
--------------------------	------

**SUNDAY, OCTOBER 30**  
(Ninth Weekend)\*

Atlanta at Philadelphia	1:00
Chicago at New England	1:00
Cincinnati at Cleveland	1:00
Green Bay at Buffalo	1:00
Kansas City at Los Angeles Raiders	1:00
<b>Los Angeles Rams at New Orleans</b>	<b>12:00</b>
Miami at Tampa Bay	1:00
Minnesota at San Francisco	1:00
New York Giants at Detroit	12:00
Phoenix at Dallas	12:00
Pittsburgh at New York Jets	1:00
San Diego at Seattle	1:00
Washington at Houston	7:00

**MONDAY, OCTOBER 31**

Denver at Indianapolis	9:00
------------------------	------

**SUNDAY, NOVEMBER 6**  
(Tenth Weekend)\*

Buffalo at Seattle	1:00
Dallas at New York Giants	1:00
Detroit at Minnesota	12:00
Green Bay at Atlanta	1:00
Kansas City at Denver	2:00
Los Angeles Rams at Philadelphia	1:00
Miami at New England	1:00
<b>New Orleans at Washington</b>	<b>4:00</b>
New York Jets at Indianapolis	4:00
Pittsburgh at Cincinnati	1:00
San Francisco at Phoenix	2:00
Tampa Bay at Chicago	12:00
Los Angeles Raiders at San Diego	5:00

**MONDAY, NOVEMBER 7**

Cleveland at Houston	8:00
----------------------	------

**SUNDAY, NOVEMBER 13**  
(Eleventh Weekend)\*\*

Chicago at Washington	1:00
Cincinnati at Kansas City	12:00
Cleveland at Denver	2:00
Houston at Seattle	1:00
Indianapolis at Green Bay	12:00
Los Angeles Raiders at San Francisco	1:00
New England at New York Jets	1:00
<b>New Orleans at Los Angeles Rams</b>	<b>1:00</b>
New York Giants at Phoenix	2:00
Philadelphia at Pittsburgh	1:00
San Diego at Atlanta	1:00
Tampa Bay at Detroit	1:00
Minnesota at Dallas	7:00

**MONDAY, NOVEMBER 14**

Buffalo at Miami	9:00
------------------	------

**SUNDAY, NOVEMBER 20**  
(Twelfth Weekend)\*\*

Atlanta at Los Angeles Raiders	1:00
Chicago at Tampa Bay	1:00
Cincinnati at Dallas	12:00
<b>Denver at New Orleans</b>	<b>12:00</b>
Detroit vs. Green Bay at Milwaukee	12:00
Indianapolis at Minnesota	12:00
New York Jets at Buffalo	1:00
Philadelphia at New York Giants	4:00
Phoenix at Houston	12:00
Pittsburgh at Cleveland	1:00
San Diego at Los Angeles Rams	1:00
Seattle at Kansas City	12:00
New England at Miami	8:00

**MONDAY, NOVEMBER 21**

Washington at San Francisco	6:00
-----------------------------	------

**THURSDAY, NOVEMBER 24**  
(Thirteenth Weekend)\*  
(Thanksgiving Day)

Minnesota at Detroit	12:30
Houston at Dallas	3:00

**SUNDAY, NOVEMBER 27**

Buffalo at Cincinnati	1:00
Cleveland at Washington	1:00
Green Bay at Chicago	12:00
Kansas City at Pittsburgh	1:00
Los Angeles Rams at Denver	2:00
Miami at New York Jets	1:00
New England at Indianapolis	4:00
Phoenix at Philadelphia	1:00
San Francisco at San Diego	1:00
Tampa Bay at Atlanta	1:00
<b>New York Giants at New Orleans</b>	<b>7:00</b>

**MONDAY, NOVEMBER 28**

Los Angeles Raiders at Seattle	6:00
--------------------------------	------

**SUNDAY, DECEMBER 4**  
(Fourteenth Weekend)\*\*

Buffalo at Tampa Bay	1:00
Dallas at Cleveland	1:00
Denver at Los Angeles Raiders	1:00
Green Bay at Detroit	1:00
Indianapolis at Miami	1:00
<b>New Orleans at Minnesota</b>	<b>12:00</b>
New York Jets at Kansas City	3:00
Phoenix at New York Giants	1:00
San Diego at Cincinnati	1:00
San Francisco at Atlanta	1:00
Seattle at New England	1:00
Washington at Philadelphia	1:00
Pittsburgh at Houston	7:00

**MONDAY, DECEMBER 5**

Chicago at Los Angeles Rams	6:00
-----------------------------	------

**SATURDAY, DECEMBER 10**  
(Fifteenth Weekend)\*

Indianapolis at New York Jets	12:30
Philadelphia at Phoenix	2:00

**SUNDAY, DECEMBER 11**

Atlanta at Los Angeles Rams	1:00
Cincinnati at Houston	12:00
Dallas at Washington	1:00
Detroit at Chicago	12:00
Kansas City at New York Giants	1:00
Los Angeles Raiders at Buffalo	1:00
Minnesota at Green Bay	12:00
<b>New Orleans at San Francisco</b>	<b>1:00</b>
Pittsburgh at San Diego	1:00
Tampa Bay at New England	1:00
Denver at Seattle	5:00

**MONDAY, DECEMBER 12**

Cleveland at Miami	9:00
--------------------	------

**SATURDAY, DECEMBER 17**  
(Sixteenth Weekend)\*\*

New England at Denver	2:00
Washington at Cincinnati	12:30

**SUNDAY, DECEMBER 18**

<b>Atlanta at New Orleans</b>	<b>12:00</b>
Buffalo at Indianapolis	1:00
Detroit at Tampa Bay	1:00
Green Bay at Phoenix	2:00
Houston at Cleveland	1:00
Kansas City at San Diego	1:00
Miami at Pittsburgh	1:00
New York Giants at New York Jets	1:00
Philadelphia at Dallas	12:00
Seattle at Los Angeles Raiders	1:00
Los Angeles Rams at San Francisco	5:00

**MONDAY, DECEMBER 19**

Chicago at Minnesota	8:00
----------------------	------

\*CBS-TV Doubleheader Weekend

\*\*NBC-TV Doubleheader Weekend

## POSTSEASON GAME SCHEDULE

Saturday, Dec. 24	— AFC First Round Playoff (NBC)
Monday, Dec. 26	— NFC First Round Playoff (CBS)
Saturday, Dec. 31	— AFC and NFC Divisional Playoffs (NBC and CBS)
Sunday, Jan. 1	— AFC and NFC Divisional Playoffs (NBC and CBS)
Sunday, Jan. 8	— AFC and NFC Championship Games (NBC and CBS)
Sunday, Jan. 22	— Super Bowl XXIII at Joe Robbie Stadium, Miami, Florida (NBC)
Sunday, Jan. 29	— AFC-NFC Pro Bowl at Honolulu, Hawaii (ESPN)

# SAINTS TICKET INFORMATION



**LOUISIANA SUPERDOME**  
**SEATING CAPACITY: 69,825**

			<b>TICKET OFFICE</b>
<b>Season</b>	<b>Single</b>	<b>Game</b>	The New Orleans Saints ticket office is located in the Louisiana Superdome, gate A ground level. Office hours are from 9 a.m. to 5 p.m. on weekdays, and 9 a.m. to 5 p.m. on Saturdays before home games. Ticket windows open two hours prior to kickoff on Sundays. The ticket office is not open on Saturdays before games that are sellouts. Ticket will call is also located at gate A ground level in the Saints ticket office.
\$207.00	Loge Level and Padded Terrace	\$23.00	
\$171.00	Plaza Level	\$19.00	
\$108.00	Terrace Level	\$16.00	

Use your Visa or Mastercard to order tickets by mail. Other mail orders will be accepted when accompanied by a certified check or money order for the amount plus \$1 for handling.

Ticketmaster also processes phone orders. A \$2.75 service charge is required on all phone orders.

## TICKETMASTER PHONE NUMBERS

In New Orleans Area .....	(504) 888-8181
In Baton Rouge Area .....	(504) 336-5000
Outside Louisiana Toll Free .....	(800) 535-5151

## SINGLE GAME TICKET OUTLETS

Individual game tickets are available at official Saints ticket outlets at the following locations: NEW ORLEANS/BATON ROUGE AND THROUGHOUT MISSISSIPPI — All Ticketmaster outlets. WESTBANK — Algiers Naval Support Activity.

## Media Information

**MEDIA GATE:** Media entrance for Saints games at Superdome is located on lower level of northwest parking garage (side nearest Claiborne Avenue overpass) near the center of the building. Media door opens two hours prior to kickoff (media will-call at this entrance).

**CREDENTIAL REQUESTS:** Superdome press box space is reserved for the working news media. Requests should be made at least one week in advance and directed to Rusty Kasmiersky, director of media services, New Orleans Saints, 6928 Saints Drive, Metairie, LA 70003. Phone: (504) 733-6147.

**TELEVISION AND RADIO:** Network television and visiting radio are assigned numbered booths in main press box. Spotters and statisticians are available upon advance request.

**PHOTOGRAPHERS:** Only accredited working photographers are allowed on sidelines. They must wear a "field photo" credential and kneel behind the 12-foot restricted zone. The bench areas are off limits at all times. Photographers should take special note of conditions of use listed on the credential. Reporters are not permitted to accompany photographers on sidelines.

**IMPORTANT: ALL CREDENTIALS ARE ISSUED TO INDIVIDUALS AND ARE NOT TRANSFERABLE.**

**LOCKER ROOMS:** Only accredited working media are allowed in locker rooms after games. There is no admission before the game.

**TELEPHONES:** Requests for service should be directed to Wayne Griffiths (504) 587-3854.

**COPY TRANSMISSION:** Requests for service should be directed to Leon Letulle, formerly of SportsComm, who operates a copy transmission and computer service. He can be reached at (504) 368-3140.

**PRESS BOX SERVICES:** Statistical information is supplied before, during and after game. Scores of other games are announced and posted as received. Post-game quotes are provided from both locker rooms. Refreshments are served in the media lounge before game, halftime, and post-game.

**TRANSPORTATION:** Transportation to Moisant International Airport will be arranged for visiting media with tight departure schedules.

## SAINTS ON WWL RADIO

New Orleans Saints home and away games will be broadcast by WWL Radio (870) as the flagship of the Saints network.

Jim Henderson WWL-TV Sports Director, will call play-by-play. Former Saints quarterback Archie Manning will provide color commentary and expert analysis.

In addition to WWL's coverage, WRNO Worldwide will carry Saints games on shortwave frequency to many corners of the world.

These stations will bring Saints football to their areas in 1988:

### LOUISIANA

Alexandria .....KSYL  
Amite .....WABL  
Baton Rouge .....WIBR  
Bogalusa .....WBOX  
Centreville .....WZFL AM-FM  
Crowley .....KSIG  
Covington .....WARB  
Eunice .....KEUN  
Dubach/Ruston .....KPCH  
Ferriday .....KFNV AM-FM  
Franklinton .....WFCG  
Hammond .....WFPR  
Houma/Thibodaux .....KHOM/KTIB  
Jena .....KJNA  
Jennings .....KJEF AM-FM  
Lake Charles .....KLCL  
Lake Providence .....KLPL  
Lafayette .....KXKW  
Leesville .....KVVP  
Mansfield .....KDXI  
Minden .....KASO  
Monroe .....KNOE  
Moreauville .....KLIL  
Morgan City .....KDLP-KQKI

New Iberia .....KNIR  
New Orleans..WRNO Worldwide  
New Roads .....KCLF  
Oakdale .....KCIR AM-FM  
Shreveport .....KEEL  
Springhill .....KBSF-KTKC  
Ville Platte .....KVPI  
Winnsboro .....KMAR

### MISSISSIPPI

Biloxi .....WBND  
Brookhaven .....WCHJ  
Drew .....WKZB  
Hattiesburg .....WHSY  
Jackson .....WJNT  
McComb .....WHNY  
Natchez .....WMIS-WTYJ  
Newton .....WMYQ AM-FM  
Philadelphia .....WWSL  
Picayune .....WRJW  
Pontotoc .....WSEL  
Prentiss .....WJDR  
Quitman .....WBFN/WYKK  
Yazoo City .....WAZF

### ALABAMA

Mobile .....WKRG

## SAINTS PRESEASON GAMES ON TELEVISION

The Saints have two nationally televised games in the 1988 pre-season. The first contest will be shown by ESPN nationally August 7 from Minnesota at 7 p.m. The final game of the preseason, August 27 in the Superdome against Pittsburgh, will be aired by ABC-TV. Both the Phoenix game August 12 and the Indianapolis game August 20 will be seen live in New Orleans on WWL-TV with Jim Henderson and Archie Manning at the microphones.

# LISTEN

**To Jim Henderson and  
Archie Manning and  
the New Orleans  
Saints exclusively  
on WWL  
Newsradio 87.**

Brought to you by:

Anheuser-Busch, Aucoin Hart,  
Goodyear, Gulf Oil, Jefferson  
Savings and Loan,  
Langenstein's, Luther's, Maison  
Dupuy, Mike Anderson's, The  
Plaza, Popeyes Famous Fried  
Chicken and Biscuits, Star  
Power, Texaco USA, and Winn  
Dixie.

**NEWS  
RADIO**  
WWL 87 AM



# SAINTS FANS... THIS BUD'S FOR YOU.™

