



WEEKLY  
RELEASE  
WEEK 4



NEW YORK  
GIANTS AT NEW ORLEANS  
SAINTS

OCTOBER 3, 2021 • 1:00 P.M. ET  
CAESARS SUPERDOME • NEW ORLEANS, LA.

TOGETHER BLUE

# NEW YORK GIANTS 2021 SCHEDULE

## REGULAR SEASON SCHEDULE

DATE	OPPONENT	STADIUM	TIME / RESULT	NETWORK	RADIO
Sunday, Sept. 12	Denver Broncos	MetLife Stadium	L 27-13	<b>FOX</b>	WFAN AM
Thursday, Sept. 16	Washington Football Team	FedExField	L 30-29	<b>FOX</b>	WFAN AM
Sunday, Sept. 26	Atlanta Falcons	MetLife Stadium	L 17-14	<b>FOX</b>	WFAN FM/AM
Sunday, Oct. 3	New Orleans Saints	Caesars Superdome	1:00pm	<b>FOX</b>	WFAN AM
Sunday, Oct. 10	Dallas Cowboys	AT&T Stadium	4:25pm	<b>FOX</b>	WFAN FM/AM
Sunday, Oct. 17	Los Angeles Rams	MetLife Stadium	1:00pm	<b>FOX</b>	WFAN FM/AM
Sunday, Oct. 24	Carolina Panthers	MetLife Stadium	1:00pm	<b>FOX</b>	WFAN FM/AM
Monday, Nov. 1	Kansas City Chiefs	GEHA Field at Arrowhead Stadium	8:15pm	<b>ESPN</b>	WFAN FM/AM
Sunday, Nov. 7	Las Vegas Raiders	MetLife Stadium	1:00pm	<b>CBS</b>	WFAN FM/AM
Monday, Nov. 22	Tampa Bay Buccaneers	Raymond James Stadium	8:15pm	<b>ESPN</b>	WFAN FM/AM
Sunday, Nov. 28	Philadelphia Eagles	MetLife Stadium	1:00pm	<b>FOX</b>	WFAN FM/AM
Sunday, Dec. 5	Miami Dolphins	Hard Rock Stadium	1:00pm	<b>FOX</b>	WFAN FM/AM
Monday, Dec. 12	Los Angeles Chargers	SoFi Stadium	1:00pm	<b>FOX</b>	WFAN FM/AM
Sunday, Dec. 19	Dallas Cowboys	MetLife Stadium	1:00pm	<b>FOX</b>	WFAN FM/AM
Sunday, Dec. 26	Philadelphia Eagles	Lincoln Financial Field	1:00pm	<b>FOX</b>	WFAN FM/AM
Sunday, Jan. 2	Chicago Bears	Soldier Field	1:00pm	<b>CBS</b>	WFAN FM/AM
Sunday, Jan. 9	Washington Football Team	MetLife Stadium	1:00pm	<b>FOX</b>	WFAN FM/AM

HOME GAME

ALL TIMES ARE EASTERN





NEW YORK  
**GIANTS** 0-3

AT

NEW ORLEANS  
**SAINTS** 2-1

SUNDAY, OCTOBER 3, 2021

1:00 PM ET

CAESARS SUPERDOME

NEW ORLEANS, LA.

FOX

### GIANTS AT SAINTS

The New York Giants travel to New Orleans to take on the Saints this Sunday, Oct. 3 at 1:00 p.m. ET in the Caesars Superdome. This is the 31st regular season matchup between the two clubs, with the Giants leading the series, 16-14. The teams last met on Sept. 30, 2018, a 33-18 Saints victory in MetLife Stadium. They last faced each other in New Orleans on Nov. 1, 2015, which resulted in a 52-49 Saints win.



### 2021 NFC EAST STANDINGS

TEAM	RECORD	HOME	AWAY	PCT.
Dallas Cowboys	2-1	1-0	1-1	.667
Philadelphia Eagles	1-2	0-1	1-1	.333
Washington Football Team	1-2	1-1	0-1	.333
New York Giants	0-3	0-2	0-1	.000

### PLAYER SPOTLIGHT - T ANDREW THOMAS

#### DRUMMING IT UP

After receiving his first drum set when he was three years old, Thomas developed into a talented percussionist. He joined the marching band in middle school and took part in various competitions with the band and as a solo performer. In high school, he was known for various drum solos which he would improvise on the fly. Thomas is not the only talented musician in his family – his sister, Breanna, plays the flute, and his father, Andre, is a jazz drummer and played in the church band where Thomas' grandfather is a preacher.

Thomas' uncle also plays the bass guitar.

#### QUITE THE COMMUTE

Thomas' parents, Andre and Belinda, wanted Andrew to have a rigorous academic experience in high school and enrolled him at Pace Academy, which is located north of Atlanta, Ga. The decision was a big sacrifice for Andre and Belinda, who had to make the hour-long commute from their hometown of Lithonia for Andrew's practices, games and even musical performances.

#### BIG MAN SCORE!

In Week 5 of 2020 versus Dallas, Thomas caught a pass from QB Daniel Jones for a successful two-point conversion in the fourth quarter. According to the Elias Sports Bureau, Thomas became the first player in NFL history whose listed position is on the offensive line to score on a two-point conversion (which were instituted in 1994).

### GIANTS-SAINTS BREAKDOWN

**Series Meetings:** 30

**Giants' Overall Record:** 16-14

**Home:** 12-5

**Away:** 4-9

**First Game:** Giants 27 vs. Saints 21 (10/8/1967)

**Last Game:** Saints 33 at Giants 18 (9/30/2018)

**Giants Total Points:** 681

**Saints Total Points:** 669

**Most Points, Giants:** 52; Giants 52 vs. Saints 27 (12/9/12)

**Most Points, Saints:** 52; Saints 52 vs. Giants 49 (11/1/15)

**Most Points, Both Teams:** 101; Saints 52 vs. Giants 49 (11/1/15)

**Fewest Points, Both Teams:** 13; Saints 10 at Giants 3 (12/15/84)

**Postseason Meetings:** No Postseason Meetings

### BIG BLUE BREAKDOWN

**3,753**

Saquon Barkley has totaled 3,753 yards from scrimmage, ranking fourth behind Tiki Barber (3,916) for the most yards from scrimmage by a Giants player in their first four seasons with the team.

**161**

Daniel Jones has rushed for a team-high 161 yards in the first three games, which is the third-most in the NFL by a quarterback.

**33**

Leonard Williams is tied for the NFL lead among all defensive linemen with 33 quarterback hits since 2020. Williams led the team in 2020 with a career-high 11.5 sacks.

**21**

James Bradberry has 21 passes defended since joining the Giants in 2021, which is the third-most in the NFL.

**16.7**

Since 2018, Kenny Golladay's 16.7 yards-per-reception average leads all NFL players with at least 150 catches.

**7**

Graham Gano has made each of his last 37 field goal attempts since the 2020 season. Gano's streak of 37 field goals made is the longest in franchise history and seven behind Adam Vinatieri's (44) NFL record.

**3.0**

Azeez Ojulari has recorded 3.0 sacks in the first three games of his NFL career. Ojulari is only the third player 21 or younger since 1990 (Myles Garrett and Terrell Suggs) to record at least 1.0 sack in each of his first three games.





# BROADCAST AND MEDIA INFORMATION

29 WEDNESDAY	30 THURSDAY	1 FRIDAY	2 SATURDAY	3 SUNDAY
<b>12:10pm</b> Head Coach Joe Judge Available  <b>12:30pm - 2:30pm</b> Practice  <b>After Practice</b> Players Available	<b>10:45am</b> Special Teams Coordinator Thomas McGaughey Available  <b>10:55am</b> Asst. Head Coach/Def. Coordinator Patrick Graham Available  <b>11:05am</b> Offensive Coordinator Jason Garrett Available  <b>12:30pm – 2:30pm</b> Practice  <b>After Practice</b> Players Available	<b>11:10am</b> Head Coach Joe Judge Available  <b>11:30am - 1:15pm</b> Practice  <b>After Practice</b> Players Available	<b>No Availability</b> Travel to New Orleans	<b>1:00pm</b> NYG at NO

## BROADCAST INFORMATION

**TELEVISION:** FOX (1:00pm ET kickoff)

**Play-by-Play:** Kenny Albert

**Analyst:** Jonathan Vilma

**Sideline:** Sara Walsh

**Watch on Mobile** (In Market Only):

Live Streams available on the following platforms\*:

- Yahoo! Sports (mobile browser or app)
- New York Giants official app for iOS devices
- New York Giants mobile website for iOS devices (Safari browser ONLY)

\*Please check your local TV listings to confirm availability. iOS mobile web and app users should "Allow Location Access" (via Settings > Privacy > Location Services > Safari).

**GIANTS RADIO:** WFAN 660AM

**Play-by-Play:** Bob Papa

**Analyst:** Carl Banks

**Sideline:** Howard Cross

**Pregame:** Lance Medow, Paul Dottino, Jeff Feagles, John Schmeelk

**Postgame:** Lance Medow, John Schmeelk, Bob Papa, Carl Banks, Paul Dottino, Jeff Feagles

The Giants pregame show will begin at 11:30am on WFAN 660AM. The postgame show can also be heard immediately after the game on WFAN 660AM.

**GIANTS POSTGAME LIVE:** MSG NETWORKS

**Host:** Madelyn Burke

"Giants Postgame Live, presented by Mercedes," is the official one-hour postgame show that will air immediately following every regular season and playoff game on MSG Network.

## PRONUNCIATIONS

**SQUON** Barkley ..... SAY-quaan  
 Ben **BREDESON** ..... BREAD-eh-sun  
**KEION** Crossen ..... KEY-on  
 Cullen **GILLASPIA** ..... gill-ESS-pee-ah  
 Casey **KREITER** ..... CRY-ter  
**XAVIER** McKinney ..... ZAY-vier  
**AZEEZ OJULARI** ..... ah-ZEEZ Oh-joo-LAHR-ee  
 Matt **PEART** ..... PAYRT  
 Quincy **ROCHE** ..... roh-SHAY  
**RODARIUS** Williams ..... roh-DARE-ee-us  
 Oshane **XIMINES** ..... ZIM-en-ess

## GIANTS ON THE WEB

Giants.com is the only place to watch live broadcasts of Head Coach Joe Judge's press conferences, player spotlight features and more.

APP: Download the FREE Giants Mobile App to get Giants news on the go 24/7! Sign up for the Giants.com E-Newsletter, which features weekly game preview information at [Giants.com/Newsletter](https://giants.com/Newsletter).

## GIANTS ON SOCIAL

**Twitter:** @Giants

**Instagram:** @NYGiants

**TikTok:** @NYGiants

**Snapchat:** @NewYorkGiants

**Facebook:** @NewYorkGiants

**YouTube:** @NewYorkGiantsFootball1925

## MEDIA GUIDE

The electronic version of the Giants 2021 Media Guide is available online, please visit: <https://giants.1rmg.com/>

## 2021 TEAM CAPTAINS



### GIANTS ANNOUNCE CAPTAINS FOR 2021 SEASON

SEPT. 6, 2021- EAST RUTHERFORD, N.J. — When Joe Judge gathered his players together late this afternoon, he spoke to them about their just-completed practice, the schedule for the rest of the week — and who they had voted to be their captains on the 2021 Giants.

Seven players will represent the team as captains: quarterback Daniel Jones, running back Saquon Barkley, center Nick Gates, linebacker Blake Martinez, safeties Jabrill Peppers and Logan Ryan, and kicker Graham Gano.

“To me, the important thing for a captain is they’ve got to set the tone for the team in how they work, how they perform, and also how to put the team first,” Judge said. “They have to be the example of the most unselfish players on the team. The other important role for captains in any locker room is they’ve got to be the voice of the team directly to the head coach. So, if there’s an issue, or if there’s something that needs to be addressed, they’ve got to be someone who the team trusts to speak for them on their behalf and make sure that the issue is getting addressed. It’s important that these guys are good players who put the team first, and also have good communication as well and are not afraid to speak their mind.”

Barkley is a third-year captain; Jones, Martinez and Peppers were selected for a second season; and Gates, Ryan and Gano received the honor for the first time. Martinez, Ryan and Gano joined the Giants last year. The seven captains match the 2019 team for the Giants’ highest number since they began selecting season-long captains in 2007. “They’re players who demonstrate on a daily basis how they put the team first,” Judge said. “They’re obviously good players and they’ve earned the respect of their teammates.”

Jones, like Barkley in 2019, was first selected to be a captain in his second season. This is the 15th consecutive season the Giants’ starting quarterback will serve as a captain. Eli Manning held the honor for 13 years.

Barkley was a repeat selection despite being limited to two games last season after suffering a serious knee injury in Week 2. He is the only running back to be a captain since 2007.

Gates is entering his fourth season in the NFL and with the Giants. He joined Martinez among the five Giants who started all 16 games in 2020.

Martinez led the Giants and was third in the NFL with 151 tackles (86 solo), the fourth consecutive season he tallied at least 147 tackles. He also had 3.0 sacks, nine tackles for loss, six quarterback hits, one interception, five passes defended, two forced fumbles and one fumble recovery.

Peppers played in 15 games with 14 starts and finished with career-high totals of 89 tackles (third on the Giants, including a career-best 57 solo), eight tackles for loss, 11 passes defended, 2.5 sacks, one forced fumble and one fumble recovery. He also led the Giants with 15 punt returns for 187 yards, a career-high 12.5-yard average.

Ryan joined the Giants as a free agent on Sept. 4, 2020, and quickly became both a productive player and a team leader. A cornerback for most of his career, Ryan made 13 of his 15 starts at safety. He was second on the team with 92 tackles (67 solo) and had 1.0 sack, one interception and nine passes defended. Ryan’s three forced fumbles and two fumble recoveries (the first of his career) were team-leading figures.

Gano had one of the finest seasons by a kicker in Giants history by making 31 of 32 field goal attempts, a .9687 percentage that is the second highest in team history. Gano had the highest success rate among the 21 NFL kickers who attempted at least 25 field goals in 2020. Gano’s only miss was on a 57-yard try at Chicago. After the miss, he made his next 30 field goal attempts, the longest streak in Giants history.





## GIANTS IN THE COMMUNITY

### LOU RETTINO HIGH SCHOOL COACH OF THE WEEK

The New York Giants and Gatorade have selected **Mr. Robert Hampton** of **Lincoln High School** (Jersey City, NJ) as the Lou Rettino High School Coach of the Week for Week 3 of the 2021 season. The Lincoln Lions are 4-0 this season following their 44-23 victory over Demarest last Friday. Under Hampton's leadership, Lincoln has been a consistent powerhouse with a power running game and strong defense.



### HISPANIC HERITAGE MONTH

In honor of Hispanic Heritage Month, we are highlighting our expanded partnership with Univision, the leading Spanish-language news station serving New York, New Jersey and Connecticut. This season, we have kicked off our Spanish Radio Broadcast on WADO 1280AM for all games and recently launched the weekly program "Sabados con Los New York Giants" (Saturdays with the New York Giants) starring Giants Legend Victor Cruz and Univision's on-air talent Damaris Diaz. Fans can tune in to Univision 41 every Saturday at 6pm during the season to check out episodes of the show.



# UNIVISION



### GIANTS REMEMBER 9/11



On Tuesday, September 28th, Giants Legends **Plaxico Burress**, **Jay Alford**, **Stephen Baker** and **Ottis Anderson** visited the FDNY Engine 39/Ladder 16. All four of these Giants Legends are Super Bowl Champions and honored the firehouse for their heroism and sacrifice on September 11th, 2001. The Giants Legends will tour the firehouse, enjoy dinner with the firefighters and pay tribute to those who lost their lives on September 11th.


## KYLE RUDOLPH TEAMS UP WITH GENYOUTH TO TACKLE STUDENT HUNGER

Through its partnership with the NFL and America's Dairy Farmers, **GENYOUTH**, a national non-profit dedicated to creating healthier school communities, has put tackling childhood hunger at the center of its playbook. With the help of newly appointed Board Member and New York Giants Tight End **Kyle Rudolph**, GENYOUTH has spent September Hunger Action Month working hard to ensure America's 30 million food insecure students never have to worry about their next nutritious meal.

Rudolph was appointed to GENYOUTH's board of directors in June of 2021 but has been a long-time advocate for the work that the non-profit does for the nation's youth.

"I am honored to join the Board of Directors of GENYOUTH, an organization I admire which does so much to empower students and help them build high achieving futures. GENYOUTH's mission to create healthier school communities is more urgent than ever, and as a father of three with one on the way, this mission is personal for me. I am excited to be on this journey and I look forward to working closely with GENYOUTH and my fellow board members to give kids the support, motivation and tools they need to succeed," said Rudolph.

With schools now back in session, the US Department of Agriculture (USDA) recently extended universal school meals through June 2022, which means that healthy school meals are now available for free to all students regardless of household income. Although the government reimburses schools for each meal provided to students, it does not cover the full cost. For each meal served, schools have a deficit of up to 85 cents.



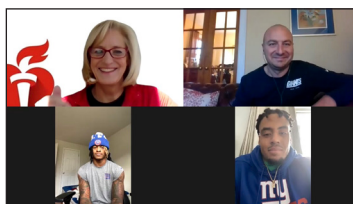
**GENYOUTH**  
CREATING HEALTHIER SCHOOL COMMUNITIES™

At the start of the pandemic, GENYOUTH created a fund to help schools purchase equipment to feed their students. The fund has provided over \$12 million to nearly 10,000 schools but still has outstanding requests from 10,000 schools. Help GENYOUTH and Kyle Rudolph End Student Hunger NOW by making a donation at [genyouthnow.org/](https://genyouthnow.org/) or text SCHOOLS to 20222 to make a one-time \$25 donation.

## NFL PLAY 60

Play 60 is the NFL's national youth health and wellness campaign with the American Heart Association that encourages kids of all ages to enjoy active play for 60 minutes every day. Since 2007, the NFL has committed more than \$352 million to improve youth health and fitness through Play 60 programming, grants and media time for public service announcements.

- Chad Slade joined fellow NFL Players Walt Aikens, Davon Godchaux, Rae-kwon McMillian and Kenyan Drake for a NFL Play 60 virtual field trip.
- Chad Slade and Xavier McKinney joined the American Heart Association of New Jersey and the students of Cedar Drive Middle School for a conversation on the importance of living an active and healthy lifestyle.
- Jabrill Peppers, an East Orange native, hosted the New York Giants virtual Play 60 event, presented by Quest Diagnostics and Quest for Health Equity, with the East Orange School District on Tuesday, September 21st. As the presenting sponsor of the Giants Play 60 initiative, Quest Diagnostics will be donating three separate \$1,500 grants to schools as they work to encourage students to be active and live a healthy lifestyle.





## GIANTS IN THE COMMUNITY



**2 BY 20**  
**THE NUMBERS**

**2,226**  
IN-KIND DONATIONS

**\$2,000,000**  
DONATED

**823** PLAYERS  
COACHES  
**158** COMMUNITY  
EVENTS





**NY PLAYER PANDEMIC RELIEF**

**\$146,750**  
DONATED

## TEAM OF TEAMS INITIATIVE

The Giants players and coaches split themselves into nine teams and each team was paired with an organization in a dedicated region within New York and New Jersey. After several conversations regarding the issues that most affect the residents of those areas, the teams selected initiatives and worked alongside their community partner for the season. Through the Giants Inspire Change grant, each organization was awarded \$20,000 to support the work they are doing in our community. The Queens Mets and Far Rockaway Colts work was voted as most impactful by the Giants organization and granted an additional \$20,000.

- **Staten Island Rangers** - The Staten Island Rangers supported RISE in their mission to increase civic engagement by spreading the word about voter rights, registration and education in Staten Island, N.Y.
- **Bronx Yankees** - The Bronx Yankees partnered with the Bronx Defenders to transform how low-income people are represented in the justice system and transform the system itself.
- **Brooklyn Nets** - The Brooklyn Nets partnered with United Way of New York City's EducateNYC program to support educational equity in Brownsville, Brooklyn.
- **Paterson Globetrotters** - The Paterson Globetrotters joined forces to personally mentor Eva's Village clients experiencing poverty and substance use disorders and provided funding for meals.
- **Newark Red Bulls** - The Newark Red Bulls joined forces with Covenant House New Jersey, located in Newark, to support homeless youth through education, employment and financial literacy.
- **East Orange Devils** - The East Orange Devils partnered with the Mayor's office of East Orange, N.J. to support the public schools and families in need.
- **Queens Mets** - The Queens Mets teamed up with the NYPD-led Far Rockaway Colts to improve police-community relations and education through youth football in Far Rockaway, Queens.
- **Manhattan Knicks** - The Manhattan Knicks partnered with the New York City Police Foundation, an independent, non-profit organization founded to help advance public safety and improve the quality of police services in New York City.
- **Westchester Islanders** - The Westchester Islanders partnered with My Sisters' Place and the Mr. Vernon (N.Y.) High School football team to promote racial equity in education.



## MENTOR NEWARK

The New York Giants are working with their long-time partner **Mentor Newark** to mentor students from **Weequahic High School** and **Eagle Academy** in Newark, New Jersey. Mentor Newark works to transform the community through mentoring by amplifying and accelerating the work of local youth mentoring organizations and providing these organizations with professional development and capacity building services. Through the Giants Diversity, Equity and Inclusion Committee, staff members have volunteered to mentor students in professional development throughout the Fall. To kick off the mentoring relationship, Giants staff joined Mentor Newark and students for their round table conversation at the 9th Annual Charity Golf Outing at Bayonne Golf Club in Bayonne, New Jersey on Monday, September 20th.



# 2021 WHAT TO WATCH FOR

## GIANTS

- Look to improve to 703-621-33 all-time.
- Look to improve their all-time record against New Orleans to 17-14.
- Look to extend their season-opening streak without an interception to four games, which would be the second time in franchise history and the first time since 1969.
- Look to notch at least 1.0 sack in each of the first four games of a season for the second time (2020) in the past four years.

## QB DANIEL JONES

- Needs one game with a passer rating of at least 100.0 to tie Eli Manning and Phil Simms (eight) for the most games with a passer rating of at least 100.0 by a Giants player in their first three seasons of a season.
- Needs at least one rushing touchdown to become the first Giants quarterback with a rushing touchdown in three of the first four games.
- Needs at least two rushing touchdowns (two) to tie Dave Brown (four in 1995) for the most rushing touchdowns by a quarterback in a single season in Giants history.
- Needs at least one rushing touchdown and one passing touchdown to join Josh Allen (2020), Kyler Murray (2020) and Cam Newton (2011) as the only quarterbacks since 1976 with a passing and rushing touchdown in three of the first four games of a season.
- Needs at least 200 passing yards to become the fourth quarterback in franchise history to pass for at least 200 yards in each of the first four games of a season.
- Needs to throw zero interceptions to join Fran Tarkenton (1969) as the only Giants quarterbacks to not throw an interception in each of the first four games of a season.
- Needs at least one touchdown pass (37) to eclipse Ed Danowski (37) for the eighth-most passing touchdowns in Giants history.
- Needs three touchdown passes (37) to tie Dave Brown (40) for the seventh-most passing touchdowns in Giants history.

## WR STERLING SHEPARD

- Needs at least 47 receiving yards (3,741) to pass Bob Tucker (3,787) for the seventh-most receiving yards by a Giants player in their first six seasons.
- Needs one 100-yard receiving game (10) to tie Amani Toomer (11) for the sixth-most by a Giants player in their first six seasons.
- Needs at least four receptions (331) to pass Chris Calloway (334) for the eighth-most receptions by a Giants player in franchise history.
- Needs at least 32 receptions and 277 receiving yards to become the first Giants player with at least 50 receptions and 500 receiving yards in each of his first six seasons.

## TE EVAN ENGRAM

- Needs at least 49 receptions (218) to pass Mark Bavaro (266) for the third-most receptions by a tight end in Giants history.
- Needs to record at least 38 receptions (two) to become the sixth tight end in NFL history with at least 40 receptions in each of their first five seasons.
- Needs at least 484 receiving yards (16) to become the fifth tight end in franchise history to record four different seasons with at least 500 receiving yards.

## K GRAHAM GAND

- Needs seven straight field goals (37) made to tie Adam Vinatieri (44) for the most consecutive field goals made in NFL history.
- Needs at least three 50-yard field goals (seven) to pass Joe Danelo (nine) for the most 50-yarders made in Giants history.
- Needs to score at least 76 points (24) to become the fifth player in Giants history with at least two 100-point seasons.

## CB JAMES BRADBERRY

- Needs at least seven passes defended (three) to become the sixth player in NFL history to record at least 10 passes defended in each of their first six seasons.

## LB AZEEZ OJULARI

- Needs at least 1.0 sack to become the first Giants player since Olivier Vernon in 2016 with at least 1.0 sack in four straight games.
- Needs at least 1.0 sack to join Keith Hamilton (1997) as the only players in Giants history to total at least 1.0 sack in each of the first four games of a season.
- Needs at least 1.0 sack to join Terrell Suggs (2003) and Santana Dotson (1992) as the only players in NFL history with at least 1.0 sack in each of his first four career games.
- Needs at least 1.0 sack to join Terrell Suggs (2003) as the only players 21 or younger to notch at least 1.0 sack in each of his first four NFL games.
- Needs at least 3.0 sacks (3.0) to pass B.J. Hill (5.5 in 2018) for the most sacks in a season by a Giants rookie.

## RB SAQUON BARKLEY

- Needs at least 81 rushing yards (2,478) to pass Ahmad Bradshaw (2,558) for the fourth-most rushing yards by a Giants player in their first four seasons.
- Needs at least 164 scrimmage yards (3,753) to pass Tiki Barber (3,916) for the third-most scrimmage yards by a Giants player in their first four seasons.
- Needs one game with at least 100 rushing yards to eclipse both Rodney Hampton and Eddie Price (11) for the most 100-yard rushing games by a Giants player in their first four seasons.
- Needs at least six receptions to log consecutive games with at least six receptions for the first time since Weeks 8-9 of 2019.
- Needs at least two rushing touchdowns (18) to pass Alex Webster (20) for the fifth-most rushing touchdowns by a Giants player in their first four seasons.

## DL LEONARD WILLIAMS

- Needs at least 9.0 sacks (1.0) to become the fifth player in franchise history with at least 10.0 sacks in consecutive seasons and the first since Justin Tuck (2007-08).
- Needs at least 17 quarterback hits (134) to pass DeMarcus Ware (150) for the fifth-most quarterback hits by a player in their first seven seasons.

## WR KENNY GOLLADAY


- Needs at least 834 receiving yards (166) to become the 15th player in the NFL since 2010 with at least three 1,000-yard seasons in their first five years.
- Needs at least 834 receiving yards (166) to become the fourth player in Giants history to tally 1,000 receiving yards in their first season with the team.



## LAST MEETING

### SAINTS 33, GIANTS 18

SEPTEMBER 30, 2018 -- METLIFE STADIUM



### TEAM STATISTICS

SAINTS		GIANTS
25	FIRST DOWNS	22
389	NET YARDS GAINED	299
32-170	RUSHES / YARDS	15-65
219	NET YARDS PASSING	234
19-34-0	COMP / ATT / INT	31-41-0
1-8	SACKED / YDS LOST	3-21
5-51	PENALTIES / YDS	6-67
31:00	TIME OF POSSESSION	29:00
5-13	3RD DOWN EFFICIENCY	5-10
0	TURNOVERS	2
2-6	RED ZONE EFFICIENCY	2-3

### GIANTS INDIVIDUAL STATISTICS

#### RUSHING

Saquon Barkley 10-44-1, Odell Beckham Jr. 1-10, Wayne Gallman 2-6, Eli Manning 2-5

#### RECEIVING

Sterling Shepard 10-77-1, Odell Beckham Jr. 7-60, Saquon Barkley 6-56, Rhett Ellison 3-29, Wayne Gallman 3-17, Russell Shepard 1-9, Scott Simonson 1-7

#### PASSING

Eli Manning 31/41-255-1TD

#### SACKS

B.J. Hill 1-8

#### FIELD GOALS

Aldrick Rosas 1-1

### SCORING RECAP

	1ST	2ND	3RD	4TH	F
NO	0	12	7	14	33
NYG	7	0	3	8	18

1

NYG (8:24) - Sterling Shepard 2 yd pass from Eli Manning (Aldrick Rosas kick). (10-75; 4:59)

2

NO (14:55) - Wil Lutz 42 yd FG. (15-51; 8:29)

NO (7:18) - Wil Lutz 34 yd FG. (9-69; 3:31)

NO (3:36) - Wil Lutz 37 yd FG. (4--8; 0:57)

NO (0:11) - Wil Lutz 26 yd FG. (7-40; 2:21)

3

NO (7:16) - Alvin Kamara 9 yd run (Wil Lutz kick). (7-80; 3:17)

NYG (2:02) - Aldrick Rosas 33 yd FG. (10-75; 5:14)

4

NO (6:47) - Alvin Kamara 4 yd run (Wil Lutz kick). (14-74; 6:39)

NYG (3:44) - Saquon Barkley 1 yd run (Sterling Shepard 2 point conv. pass from Eli Manning). (10-75; 3:03)

NO (2:06) - Alvin Kamara 49 yd run (Wil Lutz kick). (6-97; 1:38)

### NOTABLE MOMENTS

- In his fourth career game, RB Saquon Barkley scored on a one-yard leap over the offensive line in the fourth quarter. Barkley scored in three of his first four career games and finished his rookie season with 15 total touchdowns.

### SAINTS INDIVIDUAL STATISTICS

#### RUSHING

Alvin Kamara 19-134-3, Taysom Hill 4-28, Mike Gillislee 2-6, Dwayne Washington 2-2, Ted Ginn Jr. 1-1, Drew Brees 4-(-1)

#### RECEIVING

Josh Hill 3-63, Alvin Kamara 5-47, Michael Thomas 4-47, Cameron Meredith 3-32, Ben Watson 1-23, Justin Hardee Sr. 1-10, Mike Gillislee 1-9, Taysom Hill 1-(-4)

#### PASSING

Drew Brees 18/32-217, Taysom Hill 1/2-10

#### SACKS

Demario Davis 2-17, Tyeler Davison 1-4

#### FIELD GOALS

Wil Lutz 4-4



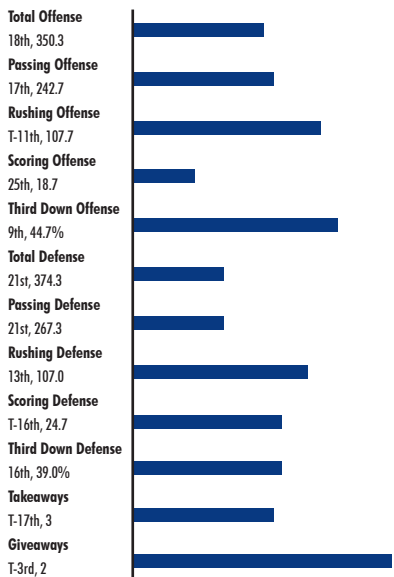
# 2021 STATS MATCH-UP

## NEW YORK GIANTS

	Giants	Opponents
Points Scored	56	74
Total First Downs	61	67
3rd Down: Made/Att	17/38	16/41
Total Net Yards	1,051	1,123
Net Yards Rushing	323	321
Net Yards Passing	728	802
Touchdowns	5	8
Rushing	3	2
Passing	2	6
Returns	0	0
PR/KR TDs	0	0
Punt Return Avg.	9.2	9.6
KO Return Avg.	23.0	19.0
Sacks	6	8

Scoring	Graham Gano	24
Pass Attempts	Daniel Jones	104
Pass Completions	Daniel Jones	68
Completion Pct.	Daniel Jones	65.4
Passing Yards	Daniel Jones	782
Passing TDs	Daniel Jones	2
Rushing Yards	Daniel Jones	161
Rushing TDs	Daniel Jones	2
Avg. Yards-Per-Rush	Daniel Jones	7.0
Receptions	Sterling Shepard	18
Receiving Yards	Sterling Shepard	223
Receiving TDs	Sterling Shepard/Darius Slayton	1
Avg. Yards-Per-Rec	Darius Slayton**	18.1
Tackles	Logan Ryan	25
Sacks	Azeez Ojulari	3.0
Interceptions	James Bradberry	1
Punt Returns	Jabrill Peppers	5
Punt Return Avg.	Jabrill Peppers	9.2
KO Returns	C.J. Board	4
KO Return Avg.	C.J. Board	23.0
Punts	Riley Dixon	11
Punting Avg.	Riley Dixon	46.7

\*with at least 10 attempts  
\*\*with more than 5 attempts




## NEW ORLEANS SAINTS

	New Orleans	Opponents
Points Scored	73	42
Total First Downs	47	58
3rd Down: Made/Att	13/34	16/44
Total Net Yards	702	912
Net Yards Rushing	361	181
Net Yards Passing	341	731
Touchdowns	10	4
Rushing	2	1
Passing	7	3
Returns	1	0
PR/KR TDs	0	0
Punt Return Avg.	19.0	8.9
KO Return Avg.	27.0	14.5
Sacks	6	7

Scoring	Aldrick Rosas	13
Pass Attempts	Jameis Winston	63
Pass Completions	Jameis Winston	38
Completion Pct.	Jameis Winston**	60.3
Passing Yards	Jameis Winston	387
Passing TDs	Jameis Winston	7
Rushing Yards	Alvin Kamara	52
Rushing TDs	Jameis Winston/Taysom Hill	1
Avg. Yards-Per-Rush	Taysom Hill*	4.9
Receptions	Alvin Kamara	10
Receiving Yards	Deonte Harris	112
Receiving TDs	Alvin Kamara/Juwan Johnson	2
Avg. Yards-Per-Rec	Deonte Harris**	18.7
Tackles	Demario Davis	24
Sacks	Tanoh Kpassagnon	2.0
Interceptions	Six Players	1
Punt Returns	Deonte Harris	2
Punt Return Avg.	Deonte Harris	19.0
KO Returns	Deonte Harris	6
KO Return Avg.	Deonte Harris	28.7
Punts	Blake Gillikin	13
Punting Avg.	Blake Gillikin	49.7

\*with at least 10 attempts  
\*\*with more than 5 attempts







## COACHES CAPSULE



### JOE JUDGE

HEAD COACH

**2nd** YEAR WITH GIANTS

**10th** YEAR IN NFL

Joe Judge was named the 19th head coach in Giants history. Judge, 39, brings 16 years of coaching experience to his first head coaching the job.

**2020 SEASON:** The Giants finished Judge's first season as head coach in second place in the NFC East at 6-10, their best record since they were 11-5 in 2016. That included a 3-5 mark in MetLife Stadium, their finest home record since they were 7-1, also in 2016.



### JASON GARRETT

OFFENSIVE COORDINATOR

**2nd** YEAR WITH GIANTS

**17th** YEAR IN NFL

Garrett is in his second season as the Giants' offensive coordinator. It his second stint with the team as he was the Giants' backup quarterback from 2000-03.

**2020 SEASON:** In 2020, Garrett coached in the NFC East for the 14th straight season. The offense helped the Giants finish with a 4-2 record in the division, their best since 2016. The Giants swept NFC East foes Dallas, Philadelphia and Washington at home for the first time since 2005.



### PATRICK GRAHAM

ASSISTANT HEAD COACH /  
DEFENSIVE COORDINATOR

**4th** YEAR WITH GIANTS

**13th** YEAR IN NFL

Graham is in his second season as the Giants' defensive coordinator/assistant head coach. Graham was the team's defensive line coach in 2016-17.

**2020 SEASON:** In 2020, the Giants' defense improved significantly in Graham's debut season as coordinator. The unit ranked ninth by allowing 357 points, 94 fewer than their total in 2019 and notched 40 sacks of opposing quarterbacks.



### THOMAS McGAUGHEY

SPECIAL TEAMS COORDINATOR

**8th** YEAR WITH GIANTS

**15th** YEAR IN NFL

Thomas McGaughey is in the fourth season of his second stint with the Giants and his fourth as their special teams coordinator. He was previously a coordinator for three other NFL teams.

**2020 SEASON:** In 2020, Graham Gano made 31 of 32 field goal attempts, a .9687 percentage that is the second highest in Giants history. Gano's predecessor, Aldrick Rosas made 32 of 33 attempts, a success rate of .9696, in 2018.




## COACHES CAPSULE



**RYAN  
ANDERSON**

DEFENSIVE QUALITY CONTROL

1st YEAR WITH THE GIANTS  
1st YEAR IN THE NFL



**ANTHONY  
BLEVINS**

ASSISTANT LINEBACKERS/  
SPECIAL TEAMS ASSISTANT

4th YEAR WITH THE GIANTS  
9th YEAR IN THE NFL



**CARTER  
BLOUNT**

DEFENSIVE QUALITY CONTROL

1st YEAR WITH THE GIANTS  
1st YEAR IN THE NFL



**BURTON  
BURNS**

RUNNING BACKS

2nd YEAR WITH THE GIANTS  
2nd YEAR IN THE NFL



**RUSS  
CALLAWAY**

OFFENSIVE QUALITY CONTROL

1st YEAR WITH THE GIANTS  
1st YEAR IN THE NFL



**DEREK  
DOOLEY**

TIGHT ENDS

2nd YEAR WITH THE GIANTS  
9th YEAR IN THE NFL



**JEROME  
HENDERSON**

DEFENSIVE BACKS

2nd YEAR WITH THE GIANTS  
16th YEAR IN THE NFL



**AMOS  
JONES**

ASSISTANT COACH – SPECIAL  
PROJECTS & SITUATIONS

2nd YEAR WITH THE GIANTS  
15th YEAR IN THE NFL



**FREDDIE  
KITCHENS**

SENIOR OFFENSIVE ASSISTANT

2nd YEAR WITH THE GIANTS  
16th YEAR IN THE NFL



**JEREMY  
PRUITT**

SENIOR DEFENSIVE ASSISTANT

1st YEAR WITH THE GIANTS  
1st YEAR IN THE NFL



**TOM  
QUINN**

ASSISTANT SPECIAL TEAMS

16th YEAR WITH THE GIANTS  
16th YEAR IN THE NFL



**ROB  
SALE**

OFFENSIVE LINE

1st YEAR WITH THE GIANTS  
1st YEAR IN THE NFL



**JERRY  
SCHUPLINSKI**

QUARTERBACKS

2nd YEAR WITH THE GIANTS  
9th YEAR IN THE NFL



**KEVIN  
SHERRER**

LINEBACKERS

2nd YEAR WITH THE GIANTS  
2nd YEAR IN THE NFL





## COACHES CAPSULE



**SEAN  
SPENCER**

DEFENSIVE LINE


2nd YEAR WITH THE GIANTS  
2nd YEAR IN THE NFL



**TYKE  
TOLBERT**

WIDE RECEIVERS

4th YEAR WITH THE GIANTS  
18th YEAR IN THE NFL



**MIKE  
TREIER**

ASSISTANT DEFENSIVE BACKS

2nd YEAR WITH THE GIANTS  
2nd YEAR IN THE NFL



**BEN  
WILKERSON**

ASSISTANT OFFENSIVE LINE

4th YEAR WITH THE GIANTS  
7th YEAR IN THE NFL



**NICK  
WILLIAMS**

OFFENSIVE QUALITY CONTROL

2nd YEAR WITH THE GIANTS  
2nd YEAR IN THE NFL



**JODY  
WRIGHT**

OFFENSIVE ASSISTANT

2nd YEAR WITH THE GIANTS  
3rd YEAR IN THE NFL



New York Giants Coaching Staff from the 1958 season (standing L to R):  
Ken Kavanaugh, John Dell Isola, Tom Landry. Kneeling Vince Lombardi and Jim Lee Howell.



# NEW TO BIG BLUE

## OFFSEASON ACQUISITIONS



## 2021 GIANTS DRAFT CLASS



\*Currently on Reserve/PUP or Reserve/Injured List.



# ROSTER NOTES

## GIANTS CONNECTIONS TO LOUISIANA

GIANTS PLAYERS	HOMETOWN/COLLEGE
CB Rodarius Williams	Shreveport, La.
GIANTS STAFF	CONNECTION
Thomas McGaughey, Special Teams Coordinator	LSU - Special Teams Coordinator/Defensive Assistant (2011-13)
Carter Blount, Defensive Quality Control	LSU - Special Teams Analyst (2016)
Burton Burns, Running Backs	New Orleans, La. Tulane - Running Backs (1995-98) Southern - Assistant Coach (1981-85)
Russ Callaway, Offensive Quality Control	LSU - Senior Offensive Analyst (2020)
Derek Dooley, Tight Ends	Louisiana Tech - Head Coach (2007-09) LSU - Multiple Positions (2000-04)
Amos Jones, Special Projects and Situations	Tulane - Linebackers (1995-96)
Freddie Kitchens, Senior Offensive Assistant	LSU - Graduate Assistant (2000)
Rob Sale, Offensive Line	Louisiana-Lafayette - Offensive Coordinator & Offensive Line (2018-20) Louisiana-Monroe - Offensive Line (2016) McNeese State - Co-Offensive Coordinator & Offensive Line (2014) Offensive Line (2012-13) LSU - Player (1999-02)
Tyke Tolbert, Wide Receivers	Louisiana-Lafayette - Wide Receivers/Recruiting Coordinator (1999-01) Northeast Louisiana - Tight Ends (1995-97) Graduate Assistant (1994) LSU - Graduate Assistant (1994) Player (1990-93)
Ben Wilkerson, Assistant Offensive Line	LSU - Offensive Administrative Assistant (2011) Graduate Assistant (2010) Player (2001-04)

## SAINTS CONNECTIONS TO NEW YORK/NEW JERSEY

SAINTS PLAYERS	HOMETOWN/COLLEGE
WR Chris Hogan	Monmouth (2010) Franklin Lakes, N.J.
S Malcolm Jenkins	Piscataway, N.J.
TE Juwan Johnson	Glassboro, N.J.
C/G Cesar Ruiz	Camden, N.J.

SAINTS STAFF	CONNECTION
Phil Galiano, Assistant Special Teams	Rutgers - Multiple Positions (2014-15; 2010-11; 2003-06)
Brendan Nugent, Offensive Line	White Plains, N.Y. Archbishop Stepinac HS - Linebackers (2004)
Darren Rizzi, Special Teams Coordinator	Rutgers - Multiple Positions (2002-07) Colgate - Graduate Assistant (1993)

Cory Robinson, Assistant Defensive Backs	Rutgers - Defensive Passing Game Coordinator/Cornerbacks (2018)
--	---

## SAINTS CONNECTIONS TO GIANTS

SAINTS STAFF	CONNECTION
Sean Payton, Head Coach	Offensive Coordinator (2000-02) Quarterbacks (1999)
Peter Giunta, Senior Defensive Assistant	Defensive Backs (2006-14)
SAINTS PLAYER	CONNECTION
K Aldrick Rosas	2017-19
WR Chris Hogan	2011 Practice Squad

## COLLEGE CONNECTIONS

GIANTS	SAINTS
CB James Bradberry (2011)	LB Demario Davis (2007-11)
WR Darius Slayton (2015-18)	DT Montravius Adams (2013-16)
DL Dexter Lawrence II (2016-18)	DT Albert Huggins (2015-18)
WR Kadarius Toney (2017-20)	DB C.J. Gardner-Johnson (2016-18)
FB Eli Penny (2014-15)	LB Kaden Elliss (2015-18)
G Ben Bradeson (2016-19)	C/G Cesar Ruiz (2017-19)



Giants G Ben Bradeson (bottom) and Saints C/G Cesar Ruiz (top) started 31 games together along the Michigan offensive line from 2017-19 and both earned All-Big Ten selections in 2018-19.

S Julian Love (2016-18)	QB Ian Book (2016-20) RB Tony Jones Jr. (2016-19)
LB Justin Hilliard (2017-20)	LB Pete Werner (2017-20)
OL Billy Price (2013-17)	CB Marshon Lattimore (2014-16)
DB Nate Ebner (2009-11)	CB Bradley Roby (2010-13)
RB Saquon Barkley (2015-17)	P Blake Gillikin (2016-19)
TE Kaden Smith (2016-18)	CB Paulson Adebayo (2017-20) G/T Andrus Peat (2012-14) WR Ty Montgomery (2011-14)
WR Collin Johnson (2016-19)	DL Malcolm Roach (2016-19) WR Lil'Jordan Humphrey (2016-18)
FB Cullen Gillaspia (2014-18)	C/G Erik McCoy (2015-18)
RB Devontae Booker (2014-15)	S Marcus Williams (2014-16)
DL Danny Shelton (2011-14)	RB Dwayne Washington (2012-15) CB Desmond Trufant (2009-12)

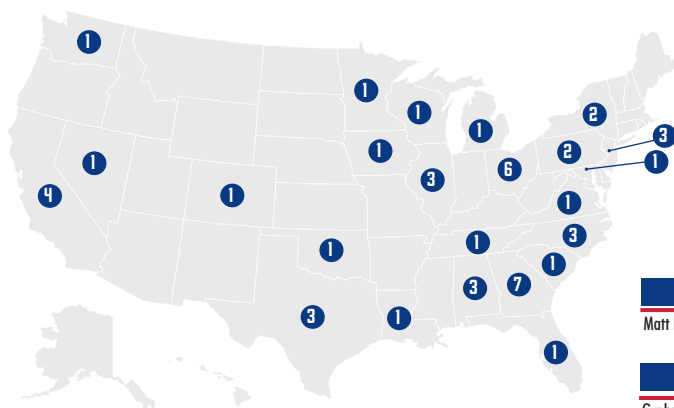
## ROSTER FACTS

OLDEST GIANTS PLAYER:	K Graham Gano, 34
YOUNGEST GIANTS PLAYER:	LB Azeze Ojulari, 21
HEAVIEST GIANTS PLAYER:	DL Danny Shelton, 345
LIGHTEST GIANTS PLAYER:	Three Players, 181
TALLEST GIANTS PLAYER:	T Nate Solder, 6-9
SHORTEST GIANTS PLAYER:	Three Players, 5-10
MOST SEASONS WITH GIANTS:	WR Sterling Shepard, 6
MOST NFL SEASONS:	K Graham Gano, 12
COLLEGE WITH THE MOST GIANTS:	Georgia, 4
DRAFTED BY GIANTS:	21
SUPER BOWL RINGS:	DB Nate Ebner, 3 T Nate Solder, 2 DB Logan Ryan, 2 DB Keion Crossen, 1 LB Reggie Ragland, 1 DL Danny Shelton, 1



# GIANTS STATE OF MIND

**HOMETOWN HEROES:** The Giants players represent 24 states and 3 countries. Below is a breakdown.



## JAMAICA [1]

Matt Peart - Kingston

## SCOTLAND [1]

Graham Gano - Arbroath

## ALABAMA [3]

James Bradberry - Pleasant Grove  
Reggie Ragland - Madison  
Kadarius Toney - Mobile

## CALIFORNIA [4]

Devontae Booker - Sacramento  
Darnay Holmes - Pasadena  
Collin Johnson - Los Angeles  
Eli Penny - Norwalk

## COLORADO [1]

Nate Solder - Denver

## FLORIDA [1]

Leonard Williams - Daytona Beach

## GEORGIA [7]

Lorenzo Carter - Norcross  
Tae Crowder - Hamilton  
Evan Engram - Powder Springs  
Xavier McKinney - Roswell  
Azeez Ojulari - Austell  
Darius Slayton - Norcross  
Andrew Thomas - Lithonia

## ILLINOIS [3]

Kenny Golladay - Chicago  
Adoree' Jackson - Belleville  
Julian Love - Westchester

## IOWA [1]

Casey Kreiter - DeWitt

## LOUISIANA [1]

Rodarius Williams - Shreveport

## MARYLAND [1]

Quincy Roche - Randallstown

## MICHIGAN [1]

Sam Beal - Grand Rapids

## MINNESOTA [1]

Carter Coughlin - Eden Prairie

## NEVADA [1]

Will Hernandez - Las Vegas

## NEW JERSEY [3]

Austin Johnson - Galloway  
Jabrill Peppers - East Orange  
Logan Ryan - Voorhees

## NEW YORK [2]

Riley Dixon - Oneida  
Oshane Ximines - Queens

## NORTH CAROLINA [3]

Keion Crossen - Garysburg  
Daniel Jones - Charlotte  
Dexter Lawrence II - Wake Forest

## OHIO [6]

Nate Ebner - Dublin  
Justin Hilliard - Cincinnati  
Wes Martin - West Milton  
Billy Price - Austintown  
Kyle Rudolph - Cincinnati  
Matt Skura - Columbus

## OKLAHOMA [1]

Sterling Shepard - Oklahoma City

## PENNSYLVANIA [2]

Saquon Barkley - Coplay  
Gary Brightwell - Chester

## SOUTH CAROLINA [1]

Raymond Johnson III - Sumter

## TENNESSEE [1]

C.J. Board - Clarksville

## TEXAS [3]

Cullen Gillaspia - Katy  
Josh Jackson - Corinth  
Kaden Smith - Flower Mound

## VIRGINIA [1]

Mike Glennon - Centreville

## WASHINGTON [1]

Danny Shelton - Auburn

## WISCONSIN [1]

Ben Bredeson - Hartland

## THIRD YEAR THREAT

In Week 1 vs. Denver, QB Daniel Jones eclipsed Phil Simms (6,095) for the second-most passing yards by a Giants quarterback in their first three seasons when he passed for 267 yards in the season opener. Jones also became the fastest to 6,000 passing yards in franchise history (28 games) against the Broncos, a mark previously held by Eli Manning (30 games).

### Most TD Passes in First Three Years, Giants History

1. ELI MANNING (2004-06)	54
2. CHARLIE CONERLY (1948-50)	47
3. PHIL SIMMS (1979-81)	39
4. <b>DANIEL JONES (2019-21)</b>	<b>37</b>
5. DANNY KANELL (1996-98)	23

### Most Passing Yards in First Three Years, Giants History

1. ELI MANNING (2004-06)	8,049
2. <b>DANIEL JONES (2019-21)</b>	<b>6,752</b>
3. PHIL SIMMS (1979-81)	6,095
4. CHARLIE CONERLY (1948-50)	5,313
5. JOE PISARCIC (1977-79)	3,979

### Most Completions in First Three Years, Giants History

1. ELI MANNING (2004-06)	690
2. <b>DANIEL JONES (2019-21)</b>	<b>632</b>
3. PHIL SIMMS (1979-81)	499
4. CHARLIE CONERLY (1948-50)	370
5. DANNY KANELL (1996-98)	339

### Highest Completion Percentage in First Three Years, Giants History

1. <b>DANIEL JONES (2019-21)</b>	<b>62.51%</b>
2. DAVE BROWN (1992-94)	57.42%
3. ELI MANNING (2004-06)	54.08%
4. DANNY KANELL (1996-98)	51.91%
5. PHIL SIMMS (1979-81)	50.76%

### Highest Passer Rating in First Three Years, Giants History

1. <b>DANIEL JONES (2019-21)</b>	<b>85.1</b>
2. ELI MANNING (2004-06)	73.2
3. CHARLIE CONERLY (1948-50)	72.7
4. DAVE BROWN (1992-94)	72.3
5. DANNY KANELL (1996-98)	67.1

### Most 300+ Passing Yard Games in First Three Years, Giants History

1. <b>DANIEL JONES (2019-21)</b>	<b>5</b>
T2. ELI MANNING (2004-06)	4
T2. PHIL SIMMS (1979-81)	4
4. SCOTT BRUNNER (1980-82)	2

### Most Multi-Passing TD Games in First Three Years, Giants History

1. ELI MANNING (2004-06)	15
2. PHIL SIMMS (1979-81)	10
3. <b>DANIEL JONES (2019-21)</b>	<b>9</b>
4. DANNY KANELL (1996-98)	6
5. SCOTT BRUNNER (1980-82)	5

## RISE UP THE RANKS

Jones continues to move up the Giants' all-time passing lists. In Week 2 at Washington, his third quarter touchdown pass to WR Darius Slayton tied him with Ed Danowski (37) for the eighth-most in franchise history. He currently needs three more passing touchdowns to tie Dave Brown (40) for the seventh-most in Giants history. Additionally, Jones passed Scott Brunner (6,121) for the ninth-most passing yards by a Giants player in Week 1. Below is where Jones ranks in various passing categories in franchise history.

### Most Touchdown Passes, Giants History

	1. Eli Manning (2004-19)	366
	2. Phil Simms (1979-93)	199
	3. Charlie Conerly (1948-61)	173
	4. Fran Tarkenton (1967-71)	103
	5. Y.A. Tittle (1961-64)	96
	6. Kerry Collins (1999-03)	81
	7. Dave Brown (1992-97)	40
	T8. Daniel Jones (2019-21)	37
	T8. Ed Danowski (1934-1941)	37
	10. Benny Friedman (1929-31)	36

### Most Passing Yards, Giants History

1. ELI MANNING (2004-19)	57,023
2. PHIL SIMMS (1979-93)	33,462
3. CHARLIE CONERLY (1948-61)	19,488
4. KERRY COLLINS (1999-03)	16,875
5. FRAN TARKENTON (1967-71)	13,905
6. Y.A. TITTLE (1961-64)	10,439
7. DAVE BROWN (1992-97)	8,806
8. <b>DANIEL JONES (2019-21)</b>	<b>6,752</b>
9. SCOTT BRUNNER (1980-83)	6,121
10. CRAIG MORTON (1974-76)	5,734

In Week 3 vs. Atlanta, Jones became the eighth player in Giants history to attempt 1,000 passes and is now the franchise leader in completion percentage (62.51).

### Highest Completion Percentage, Giants History

1. <b>DANIEL JONES (2019-21)</b>	<b>62.51%</b>
2. ELI MANNING (2004-19)	60.29%
3. KERRY COLLINS (1999-03)	58.51%
4. Y.A. TITTLE (1961-64)	55.89%
5. PHIL SIMMS (1979-93)	55.43%
6. FRAN TARKENTON (1967-71)	55.37%
7. DAVE BROWN (1992-97)	55.07%
8. CHARLIE CONERLY (1948-61)	50.05%

## LOOK HOW DAN RAN

Daniel Jones currently ranks third among all quarterbacks in rushing yards (161) through the first two games of the season.

### Most Rushing Yards by NFL QBs, 2021 Season

Player, Team	Rush Yards
1. LAMAR JACKSON, BAL	251
2. JALEN HURTS, PHI	179
3. <b>DANIEL JONES, NYG</b>	<b>161</b>
4. RYAN TANNEHILL, TEN	100
5. JOSH ALLEN, BUF	88
6. KYLER MURRAY, ARI	70
7. PATRICK MAHOMES, KC	66
8. JARED GOFF, DET	64
T9. CARSON WENTZ, IND	60
T9. JAMEIS WINSTON, NO	60

## SPEEDY JONES

In Week 2 at Washington in 2021, Jones set the Giants record for the most rushing yards in a game by a quarterback (since 1960) with 95 on nine attempts (10.6 avg.), including one rushing touchdown. He also became just the seventh quarterback since 2010 with at least 200 passing yards, 90 rushing yards, one passing touchdown and one rushing touchdown in a game.

### Most Rushing Yards in a Game by a Quarterback, Giants History (Since 1960)

Player	Date	Opp.	Rush Yds.
1. <b>DANIEL JONES</b>	<b>9/16/21</b>	<b>WFT</b>	<b>95</b>
2. <b>DANIEL JONES</b>	<b>10/22/20</b>	<b>PHI</b>	<b>92</b>
3. JEFF HOSTETLER	12/30/90	NE	82
4. <b>DANIEL JONES</b>	<b>10/18/20</b>	<b>WFT</b>	<b>74</b>
5. GARY WOOD	12/04/66	CLE	72

## GOT WHEELS?

Jones' 80-yard run in Week 7 of 2020 at Philadelphia was tied for the fourth-longest run in the NFL last season. Jones' rush was the longest among all quarterbacks and he was the only quarterback in the league with a run longer than 55 yards. His 80-yard run was the longest by a quarterback in the NFL since Marcus Mariota's 87-yarder in 2015.

### Longest Runs in the NFL, 2020 Season

Player, Team	Rush
1. RONALD JONES II, TB	98 YARDS
2. DERRICK HENRY, TEN	94 YARDS
3. MILES SANDERS, PHI	82 YARDS
T4. <b>DANIEL JONES, NYG</b>	<b>80 YARDS</b>
T4. DAVID MONTGOMERY, CHI	80 YARDS
T4. RAHEEM MOSTERT, SF	80 YARDS

### Longest Runs by an NFL QB, 2010-21

Player, Team	Year	Rush
1. COLIN KAEPRERNICK, SF	2014	90 YARDS
2. MARCUS MARIOTA, TEN	2015	87 YARDS
3. <b>DANIEL JONES, NYG</b>	<b>2020</b>	<b>80 YARDS</b>

## AIR JONES

Per Next Gen Stats, Jones currently ranks second in the NFL in average completed air yards (7.9), which is the vertical yards on a pass attempt at the moment the ball is caught in relation to the line of scrimmage. He is also the only quarterback to average at least 7.5 average completed air yards on the season (min. 100 passing attempts).

### Highest Average Completed Air Yards (CAY), 2021 Season

Player, Team	Avg. CAY
1. LAMAR JACKSON, BAL	9.1
2. <b>DANIEL JONES, NYG</b>	<b>7.9</b>
3. TYROD TAYLOR, HOU	7.4
4. DEREK CARR, LV	7.3
5. MATTHEW STAFFORD, LAR	7.1

## DANG DANIEL

Jones set his single-game career highs in passing yards, passing touchdowns and passer rating at Washington in 2019.

### Daniel Jones' Single-Game Career Highs

Category	Amount	Opp.	Date
PASSING ATTEMPTS	47	PHI	12/29/19
COMPLETIONS	28		THREE TIMES
COMPLETION PERCENTAGE	75.0%	PHI	11/15/20
PASSING YARDS	352	AT WFT	12/22/19
PASSING TDS	5	AT WFT	12/22/19
PASSER RATING	132.1	AT WFT	12/22/19
PASS YARDS/ATTEMPT	9.33	AT TB	9/22/19
PASSING FIRST DOWNS	16	AT WFT	12/22/19
<b>RUSHING YARDS</b>	<b>95</b>	<b>AT WFT</b>	<b>9/16/21</b>
RUSHING TOUCHDOWNS	2	AT TB	9/22/19

## RECORD SETTING ROOKIE

In 2019, Daniel Jones broke every major single-season rookie passing record among Giants quarterbacks. Jones did so after only appearing in 13 games and starting 12.

### Most TD Passes by a Rookie in Giants History

1. <b>DANIEL JONES (2019)</b>	<b>24</b>
2. CHARLIE CONERLY (1948)	22
3. PHIL SIMMS (1979)	13
4. HARRY NEWMAN (1933)	11
5. TOM KENNEDY (1966)	7

### Most Passing Yards by a Rookie in Giants History

1. <b>DANIEL JONES (2019)</b>	<b>3,027</b>
2. CHARLIE CONERLY (1948)	2,175
3. PHIL SIMMS (1979)	1,743
4. ELI MANNING (2004)	1,043
5. HARRY NEWMAN (1933)	973

### Highest Passer Rating by a Rookie in Giants History

1. <b>DANIEL JONES (2019)</b>	<b>87.7</b>
2. CHARLIE CONERLY (1948)	84.0
3. TOM KENNEDY (1966)	77.4
4. GARY WOOD (1964)	73.5
5. BOB CLATTERBUCK (1954)	66.5



# SAQUON BARKLEY NOTES

## MAKING IT LOOK EASY

In 34 career games, Saquon Barkley has rushed for at least 100 yards 11 times. With one more 100-yard game, Barkley will tie Ahmad Bradshaw (12) for the fifth-most 100-yard rushing games in Giants history.

### Most 100-yard Rushing Games, Giants History

Player	Years	Games
1. TIKI BARBER	1997-06	38
2. JOE MORRIS	1982-89	19
3. RODNEY HAMPTON	1990-97	17
4. BRANDON JACOBS	2005-11, 13	13
5. AHMAD BRADSHAW	2007-12	12
<b>T6. SAQUON BARKLEY</b>	<b>2018-21</b>	<b>11</b>
T6. EDDIE PRICE	1950-55	11
8. RON JOHNSON	1970-75	10
9. ROB CARPENTER	1981-85	7
10. GARY BROWN	1998-99	6

## HANDS LIKE GLUE

Despite only playing in 34 games since being drafted in 2018, Barkley ranks seventh among all running backs in receptions (158).

### Most Receptions by Running Backs, Since 2018

Player, Team	Receptions
1. CHRISTIAN MCCAFFREY, CAR	256
2. ALVIN KAMARA, NO	255
3. JAMES WHITE, NE	220
4. AUSTIN EKELER, LAC	200
5. EZEKIEL ELLIOTT, DAL	190
6. NYHEIM HINES, IND	182
<b>7. SAQUON BARKLEY, NYG</b>	<b>158</b>
8. TARIK COHEN, CHI	156
9. LEONARD FOURNETTE, TB/JAX	146
10. DALVIN COOK, MIN	145

## RACKING UP RECEIVING YARDS

In Barkley's 34 career games, he has recorded 1,275 receiving yards, which is the seventh-most by a running back since 2018. His 37.5 receiving yards per game average is also the fifth-best mark among running backs in that span.

### Most Receiving Yards by Running Backs, Since 2018

Player, Team	Rec. Yards
1. CHRISTIAN MCCAFFREY, CAR	2,184
2. ALVIN KAMARA, NO	2,060
3. AUSTIN EKELER, LAC	1,913
4. JAMES WHITE, NE	1,865
5. EZEKIEL ELLIOTT, DAL	1,378
6. NYHEIM HINES, IND	1,346
<b>7. SAQUON BARKLEY, NYG</b>	<b>1,275</b>
8. DALVIN COOK, MIN	1,245
9. TARIK COHEN, CHI	1,222
10. DAVID JOHNSON, HOU/ARI	1,170

## WELL, THAT WAS UNEXPECTED

Per Next Gen Stats, Barkley recorded the fourth-most rush yards over expected (38 yards) in the NFL on his 41-yard rush in Week 2 at Washington. His 38 yards over expected on the run were his most since Week 17 of 2019 vs. Philadelphia (65 yards).

### Most Rush Yards Over Expected on a Single Run, 2021 Season

Player, Team	Rush Yds. Over Expec.
1. MELVIN GORDON, DEN	64
2. DERRICK HENRY, TEN	54
3. DEVIN SINGLETARY, BUF	42
<b>4. SAQUON BARKLEY, NYG</b>	<b>38</b>
5. DAVID MONTGOMERY, CHI	37

## SAQUON SCRIMMAGE YARDS

Barkley has 3,753 yards from scrimmage since 2018, averaging 110.4 yards per game in his 34 appearances, which is the third-best mark in the NFL since 2018 and the 11th-most in NFL history (min. 500 touches).

### Most Scrimmage Yards Per Game, Since 2018

	1. Christian McCaffrey, CAR	134.1
	2. Dalvin Cook, MIN	115.7
	3. Saquon Barkley, NYG	110.4
	4. Derrick Henry, TEN	110.1
	5. Ezekiel Elliott, DAL	109.1

## 2ND DOWN STUD

Barkley has been the NFL's best running back on second down since entering the NFL in 2018, averaging 5.60 yards per carry in his four seasons. He is also only one of five players to average at least 5.0 yards per rushing attempt on second down. Barkley has had 14.7% of his second down rushes go for at least 10 yards, which is the fourth-highest mark by a running back.

### Highest Yards per Carry Average on 2nd Down Among Running Backs, Since 2018

Player, Team	Avg.
<b>1. SAQUON BARKLEY, NYG</b>	<b>5.60</b>
2. NICK CHUBB, CLE	5.42
3. MILES SANDERS, PHI	5.29
4. DEVIN SINGLETARY, BUF	5.07
5. DERRICK HENRY, TEN	5.04
6. CHRISTIAN MCCAFFREY, CAR	4.94
7. DALVIN COOK, MIN	4.94
8. AARON JONES, GB	4.86
9. CHRIS CARSON, SEA	4.82
10. GUS EDWARDS, BAL	4.81

# SAQUON BARKLEY NOTES

## BRINGING HIS "A" GAME

In the first four years of his career, Barkley has averaged 72.9 rushing yards per game, the fifth-best mark among NFC running backs and eighth in the NFL.

### Most Rushing Yards per Game by NFC Players, Since 2018

Player, Team	Yards per Game
1. DALVIN COOK, MIN	85.3
2. EZEKIEL ELLIOTT, DAL	81.0
3. CHRISTIAN McCaffrey, CAR	76.6
4. CHRIS CARSON, SEA	74.2
<b>5. SAQUON BARKLEY, NYG</b>	<b>72.9</b>
6. AARON JONES, GB	68.3
7. DAVID MONTGOMERY, CHI	63.6
8. TODD GURLEY II, ATL/LAR	63.3
9. MILES SANDERS, PHI	59.4
10. ALVIN KAMARA, NO	59.3

## NOT YOUR AVERAGE RUNNING BACK

Barkley is averaging 4.62 yards per carry, which is tied for the fifth-best mark among NFC running backs since he entered the league in 2018.

### Highest Rushing Average among NFC RBs, Since 2018

Player, Team	Avg.
1. AARON JONES, GB	5.03
2. MILES SANDERS, PHI	4.94
3. DALVIN COOK, MIN	4.75
4. CHRISTIAN McCaffrey, CAR	4.72
<b>T5. SAQUON BARKLEY, NYG</b>	<b>4.62</b>
T5. ALVIN KAMARA, NO	4.62
T5. CHRIS CARSON, SEA	4.62
8. RONALD JONES II, TB	4.47
9. EZEKIEL ELLIOTT, DAL	4.44
10. KENYAN DRAKE, ARI	4.41

## NO STRANGER TO THE ENDZONE

Barkley's 24 total touchdowns rank as the eighth-most in the NFC among running backs since he entered the league in 2018.

### Most Total Touchdowns by NFC Running Backs, Since 2018

Player	Rush.	Rec.	Total
1. ALVIN KAMARA	35	12	47
T2. TODD GURLEY II	38	6	44
T2. AARON JONES	35	9	44
4. CHRISTIAN McCaffrey	28	11	39
5. DALVIN COOK	32	3	35
6. EZEKIEL ELLIOTT	27	7	34
7. CHRIS CARSON	24	6	30
<b>8. SAQUON BARKLEY</b>	<b>18</b>	<b>6</b>	<b>24</b>
9. ADRIAN PETERSON	19	1	20
T10. KENYAN DRAKE	18	0	18
T10. DAVID MONTGOMERY	15	3	18

## BARKLEY BREAKDOWN

Below is a breakdown of Barkley's 24 career touchdowns.

Date	Opp.	Touchdown
9/9/18	JAX	68-yard run
9/23/18	HOU	15-yard run
9/30/18	NO	1-yard run
10/7/18	CAR	57-yard reception
10/7/18	CAR	15-yard reception
10/11/18	PHI	50-yard run
10/22/18	ATL	2-yard run
11/18/18	TB	6-yard reception
11/18/18	TB	5-yard run
11/18/18	TB	2-yard run
11/25/18	PHI	13-yard reception
11/25/18	PHI	51-yard run
<b>12/9/18*</b>	<b>WAS</b>	<b>78-yard run</b>
12/23/18	IND	1-yard run
12/30/18	DAL	2-yard run
9/15/19	BUF	27-yard run
10/20/19	ARI	7-yard run
12/15/19	MIA	1-yard run
12/15/19	MIA	10-yard run
12/22/19	WAS	67-yard run
12/22/19	WAS	33-yard reception
12/29/19	PHI	68-yard run
9/26/21	ATL	1-yard run

**\*Broke record for most touchdowns by a rookie in Giants history.**

## FINISHING STRONG

Barkley finished the 2019 campaign at the top of his game, leading the NFC in rushing from Week 11-17 of 2019.

### Most Rushing Yards in the NFC, Weeks 11-17 of 2019

Player, Team	Rushing Yards
<b>1. SAQUON BARKLEY, NYG</b>	<b>601</b>
2. EZEKIEL ELLIOTT, DAL	569
3. KENYAN DRAKE, ARI	498
4. AARON JONES, GB	495
5. MILES SANDERS, PHI	482

## A GAME TO REMEMBER

In Week 16 at Washington in 2019, Barkley recorded a Giants-record 279 scrimmage yards. He also became one of just six backs with at least 275 scrimmage yards, a rushing touchdown and receiving touchdown in a game.

### 275+ scrimmage yards, 1 Rushing TD, 1 Receiving TD, in a Single Game since 1960

Player	Year	Scrim.Yards
<b>SAQUON BARKLEY</b>	<b>2019</b>	<b>279</b>
CHRIS JOHNSON	2009	284
PRIEST HOLMES	2002	307
PRIEST HOLMES	2001	277
HERSCHEL WALKER	1986	292
DELVIN WILLIAMS	1976	279
BILLY CANNON	1961	330

## SURE THING SHEP

Sterling Shepard tied for the league lead with 16 receptions through the first two weeks. Shepard was also one-of-four players with at least seven receptions in each of the first two games. In Week 1 vs. Denver, Shepard caught seven passes for 113 yards (16.1 avg.) and one touchdown, tying for the sixth-highest receiving total of his career.

### Most Receptions in NFL, Weeks 1-2 of 2021 Season

Player, Team	Receptions
<b>T1. STERLING SHEPARD, NYG</b>	<b>16</b>
T1. AMARI COOPER, DAL	16
T1. T.J. HOCKENSON, DET	16
T1. COOPER KUPP, LAR	16
T5. CEEDEE LAMB, DAL	15
T5. TERRY MCLAURIN, WFT	15
T5. DEEBO SAMUEL, SF	15
T5. ADAM THIELEN, MIN	15
T5. DARREN WALLER, LV	15
T5. MIKE WILLIAMS, LAC	15

## THIRD DOWN THREAT

Among all players, Shepard has totaled the seventh-most receiving yards (89) and tied for the third-most receptions (seven) on third down in the NFL. Of Shepard's seven third down receptions, five of them have gone for first downs, which are tied for fourth most in the NFL. His 10 targets are also tied for the fourth-most on third down in the NFL.

### Most Third Down Receiving Yards in NFL, 2021 Season

Player, Team	Rec. Yards
1. BRANDIN COOKS, HOU	153
2. DEEBO SAMUEL, SF	152
3. HENRY RUGGS III, LV	137
4. DeSEAN JACKSON, LAR	115
5. KEENAN ALLEN, LAC	113
6. DAVANTE ADAMS, GB	104
<b>7. STERLING SHEPARD, NYG</b>	<b>89</b>
8. FREDDIE SWAIN, SEA	87
9. HUNTER RENFROW, LV	81
10. CALVIN RIDLEY, ATL	80

## #3 IN WEEK 1

Shepard is only the fifth Giants player since 1987 with at least 100 receiving yards and one receiving touchdown in a Week 1 game. He and Darius Slayton are the only players to produce such totals at home.

### Giants with 100+ Rec. Yards and 1+ Rec. TDs, In Week 1 Since 1987

Player	Opp.	Year
<b>STERLING SHEPARD</b>	<b>DEN</b>	<b>2021</b>
DARIUS SLAYTON	PIT	2020
EVAN ENGRAM	AT DAL	2019
VICTOR CRUZ	AT DAL	2013
PLAXICO BURRESS	AT DAL	2007

## LEADING THE WAY

Since his rookie year in 2016, Sterling Shepard has recorded team high totals of 331 receptions for 3,741 yards and 21 receiving touchdowns.

### Most Receptions by Giants Players, Since 2016

Player	Receptions
<b>1. STERLING SHEPARD</b>	<b>331</b>
2. EVAN ENGRAM	218
3. ODELL BECKHAM JR.	203
4. SAQUON BARKLEY	158
5. DARIUS SLAYTON	105

### Most Receiving Yards by Giants Players, Since 2016

Player	Rec. Yards
<b>1. STERLING SHEPARD</b>	<b>3,741</b>
2. ODELL BECKHAM JR.	2,721
3. EVAN ENGRAM	2,441
4. DARIUS SLAYTON	1,618
5. SAQUON BARKLEY	1,275

### Most Receiving TDs by Giants Players, Since 2016

Player	Rec. TDs
<b>1. STERLING SHEPARD</b>	<b>21</b>
2. ODELL BECKHAM JR.	19
3. EVAN ENGRAM	13
4. DARIUS SLAYTON	12
5. GOLDEN TATE	8

## HEAD OF HIS CLASS

Of the 33 wide receivers selected in the 2016 NFL Draft, Shepard ranks in the top five in both receptions (331) and touchdown receptions (21). Shepard, Michael Thomas, Tyreek Hill and Tyler Boyd are the only wide receivers from the 2016 NFL Draft to record at least 300 receptions and 20 receiving touchdowns over their career.

### Most Career Receptions, Sixth-Year WRs (2016-21)

Player, Team	Receptions
1. MICHAEL THOMAS, NO	510
2. TYREEK HILL, KC	387
3. TYLER BOYD, CIN	335
<b>4. STERLING SHEPARD, NYG</b>	<b>331</b>
5. WILL FULLER V, HOU/MIA	212

### Most Career Receiving Touchdowns, Sixth-Year WRs (2016-21)

Player, Team	Rec. TDs
1. TYREEK HILL, KC	48
2. MICHAEL THOMAS, NO	32
3. WILL FULLER V, HOU/MIA	24
<b>4. STERLING SHEPARD, NYG</b>	<b>21</b>
5. TYLER BOYD, CIN	20

## YOUNG SHEP

Shepard's 331 receptions are the fifth-most in Giants history among wide receivers. He has averaged 4.9 receptions per game, which is the second-best mark in Giants history by a wideout.

### Most Receptions by Wide Receivers, Giants History

	1. Amani Toomer, 1996-08	668
	2. Odell Beckham Jr., 2014-18	390
	3. Ike Hilliard, 1997-04	368
	4. Chris Calloway, 1992-98	334
	5. Sterling Shepard, 2016-21	331

## CHAIN MOVER

Of Shepard's 331 receptions, 202 of them have resulted in a first down. His 202 first down receptions are the sixth-most by a Giants wide receiver in team history.

### Most First Down Receptions by Wide Receivers, Giants History

Player	First Down Rec.
1. AMANI TOOMER	476
2. ODELL BECKHAM JR.	255
3. CHRIS CALLOWAY	243
4. IKE HILLIARD	242
5. HAKEEM NICKS	216
6. <b>STERLING SHEPARD</b>	<b>202</b>
7. VICTOR CRUZ	194
8. PLAXICO BURRESS	167
9. STEVE SMITH	129
10. RUEBEN RANDLE	124

## YAC ATTACK

Shepard is one of seven different wide receivers in Giants history with at least 1,000 yards after catch. His 1,325 yards after the catch are good for the sixth-most in franchise history among all wide receivers.

### Most Yards After Catch by Wide Receivers, Giants History

Player	YAC
1. AMANI TOOMER	2,284
2. ODELL BECKHAM JR.	1,978
3. HAKEEM NICKS	1,610
4. VICTOR CRUZ	1,592
5. IKE HILLIARD	1,510
6. <b>STERLING SHEPARD</b>	<b>1,325</b>
7. CHRIS CALLOWAY	1,173
8. PLAXICO BURRESS	897
9. MARIO MANNINGHAM	753
10. RUEBEN RANDLE	750

## BIG PLAY SLAY

Since entering the league in 2019, WR Darius Slayton has four games with multiple receiving touchdowns, which is tied for the second-most among Giants players in their first three seasons. Among players in their first three seasons since 2019, Slayton is tied with Ravens TE Mark Andrews for the most games with multiple receiving touchdowns.

### Most Multi-Rec. TD Games in First Three Years, Giants History

Player	Multi-Rec. TD Games
1. ODELL BECKHAM JR.	9
T2. <b>DARIUS SLAYTON</b>	<b>4</b>
T2. HAKEEM NICKS	4
T2. EARNEST GRAY	4
T5. VICTOR CRUZ	3
T5. BOBBY JOHNSON	3
T7. NINE PLAYERS	2

### Most Multi-Rec. TD Games in First Three Years, Since 2019

Player, Team	Multi-Rec. TD Games
T1. <b>DARIUS SLAYTON, NYG</b>	<b>4</b>
T1. MARK ANDREWS, BAL	4
T3. A.J. BROWN, TEN	3
T3. MARQUISE BROWN, BAL	3
T3. DJ CHARK, JAX	3
T3. CHRIS GODWIN, TB	3
T3. CHRISTIAN KIRK, ARI	3
T3. D.K. METCALF, SEA	3

## FIFTH-ROUND FIND

A fifth-round pick in the 2019 NFL Draft, WR Darius Slayton ranks fifth in receiving yards (1,618) and tied for fifth in receiving touchdowns (12) among players in his draft class.

### Most Receiving Yards, 2019 NFL Draft Class

Player, Team	Rec. Yards
1. D.K. METCALF, SEA	2,423
2. TERRY McLAURIN, WFT	2,268
3. A.J. BROWN, TEN	2,218
4. DIONTAJE JOHNSON, PIT	1,744
5. <b>DARIUS SLAYTON, NYG</b>	<b>1,618</b>
6. MARQUISE BROWN, BAL	1,588
7. DEEBO SAMUEL, SF	1,527
8. HUNTER RENFROW, LV	1,465
9. NOAH FANT, DEN	1,345
10. T.J. HOCKENSON, DET	1,263

### Most Receiving Touchdowns, 2019 NFL Draft Class

Player, Team	Rec. TDs
1. A.J. BROWN, TEN	20
2. D.K. METCALF, SEA	19
3. MARQUISE BROWN, BAL	17
4. DIONTAJE JOHNSON, PIT	13
T5. <b>DARIUS SLAYTON, NYG</b>	<b>12</b>
T5. TERRY McLAURIN, WFT	12

# OFFENSIVE NOTES

## BIG PLAY GOLLADAY

Since entering the NFL in 2017, WR Kenny Golladay has been one of the best big-play receivers in the league. Among players with at least 150 receptions, Golladay owns the highest yards-per-reception average (16.7) to go with the third-best yards at catch average (12.0) and tied for the third-best first down percentage (77.8%).

### Highest Yards Per Reception Average (min. 150 rec.), Since 2017

Player, Team	Avg.
1. <b>KENNY GOLLADAY, NYG/DET</b>	<b>16.7</b>
2. MIKE WILLIAMS, LAC	16.2
3. MIKE EVANS, TB	15.8
4. TYREEK HILL, KC	15.5
5. D.K. METCALF, SEA	15.4

### Highest First Down Percentage (min. 150 rec.), Since 2017

Player, Team	1st Down%
1. MIKE EVANS, TB	79.7%
2. MIKE WILLIAMS, LAC	78.0%
3. <b>KENNY GOLLADAY, NYG/DET</b>	<b>77.8%</b>
T3. ALSHON JEFFREY, PHI	77.8%
5. A.J. GREEN, ARI/CIN	74.7%

### Highest Yards at Catch Average (min. 150 rec.), Since 2017

Player, Team	Avg.
1. MIKE WILLIAMS, LAC	13.1
2. MIKE EVANS, TB	12.8
3. <b>KENNY GOLLADAY, NYG/DET</b>	<b>12.0</b>
4. MARVIN JONES JR., JAX/DET	11.9
5. JOHN BROWN, BUF/BAL/ARI	11.5

## T-D KEN-NY

In 2019, Golladay started all 16 games with Detroit and became the first Lions player to lead the NFL outright in receiving touchdowns since WR Cloyce Box in 1952. He also led the NFL in fourth quarter receiving touchdowns (five).

### Most Receiving Touchdowns in NFL, 2019 Season

Player, Team	Rec. TDs
1. <b>KENNY GOLLADAY, DET</b>	<b>11</b>
T2. MARK ANDREWS, BAL	10
T2. COOPER KUPP, LAR	10
T4. JARED COOK, NO	9
T4. CHRIS GODWIN, TB	9
T4. MARVIN JONES JR., DET	9
T4. DeVANTE PARKER, MIA	9
T4. MICHAEL THOMAS, NO	9

### Most 4th Quarter Receiving Touchdowns in NFL, 2019 Season

Player, Team	Rec. TDs
1. <b>KENNY GOLLADAY, DET</b>	<b>5</b>
T2. SIX PLAYERS	4

## A TE WITH A LOT OF TDS

TE Kyle Rudolph joins the Giants after spending his first 10 NFL seasons with the Minnesota Vikings. Rudolph is fourth among tight ends since 2011 with 48 receiving touchdowns, which are also tied for the 16th-most by a tight end in NFL history. Rudolph has totaled 457 receptions since 2011, the eighth-most among all tight ends in that time span.

### Most Receiving Touchdowns Among Tight Ends, Since 2011

	1. Rob Gronkowski, TB	80
	2. Jimmy Graham, CHI	77
	3. Travis Kelce, KC	51
	4. Kyle Rudolph, NYG	48
	5. Antonio Gates, LAC	47

### Most Receptions Among Tight Ends, Since 2011

Player	Receptions
1. JIMMY GRAHAM	669
2. TRAVIS KELCE	632
3. JASON WITTEN	611
4. ZACH ERTZ	568
5. GREG OLSEN	548
6. ROB GRONKOWSKI	540
7. JARED COOK	477
8. <b>KYLE RUDOLPH</b>	<b>457</b>
9. ANTONIO GATES	426
10. DELANIE WALKER	421

## KYLE IS CLUTCH

Of Rudolph's 48 career touchdowns, 20 of them (41.7%) have come in the fourth quarter of games. His 20 fourth quarter touchdowns are the fourth-most by a tight end in the last 20 seasons (since 1991).

### Most 4th Quarter Receiving TDs Among TEs, Since 1991

Player	Rec. TDs
1. TONY GONZALEZ	30
2. ANTONIO GATES	27
3. JIMMY GRAHAM	22
4. <b>KYLE RUDOLPH</b>	<b>20</b>
T5. WESLEY WALLS	18
T5. JASON WITTEN	18
7. ROB GRONKOWSKI	17
8. VERNON DAVIS	16
9. GREG OLSEN	15
10. BEN WATSON	14

### Kyle Rudolph Career Receiving Touchdowns, by Quarter

1Q	2Q	3Q	4Q
9	12	7	20



## EVAN ALMIGHTY

Evan Engram totaled 63 receptions for 654 yards in 2020 to rank third among NFC tight ends in catches (tied), receiving yards and yards after catch.

### Most Receptions by NFC Tight Ends, 2020 Season

Player, Team	Receptions
1. LOGAN THOMAS, WFT	72
2. T.J. HOCKENSON, DET	67
<b>T3. EVAN ENGRAM, NYG</b>	<b>63</b>
T3. DALTON SCHULTZ, DAL	63
5. HAYDEN HURST, ATL	56
6. ROBERT TONYAN, GB	52
7. JIMMY GRAHAM, CHI	50
8. GEORGE KITTLE, SF	48
9. DALLAS GOEDERT, PHI	46
10. ROB GRONKOWSKI, TB	45

### Most Receiving Yards by NFC Tight Ends, 2020 Season

Player, Team	Receiving Yards
1. T.J. HOCKENSON, DET	723
2. LOGAN THOMAS, WFT	670
<b>3. EVAN ENGRAM, NYG</b>	<b>654</b>
4. GEORGE KITTLE, SF	634
5. ROB GRONKOWSKI, TB	623
6. DALTON SCHULTZ, DAL	615
7. ROBERT TONYAN, GB	586
8. HAYDEN HURST, ATL	571
9. DALLAS GOEDERT, PHI	524
10. TYLER HIGBEE, LAR	521

### Most Yards After Catch by NFC Tight Ends, 2020 Season

Player, Team	Yards After Catch
1. T.J. HOCKENSON, DET	321
2. GEORGE KITTLE, SF	296
<b>3. EVAN ENGRAM, NYG</b>	<b>291</b>
4. DALTON SCHULTZ, DAL	273
5. LOGAN THOMAS, WFT	263

## ENGRAM IN THE ENDZONE

Since being drafted by the Giants in 2017, Engram has scored 13 touchdowns in 51 games that is tied-for-ninth among NFC tight ends in that span.

### Most Touchdowns by NFC Tight Ends, Since 2017

Player, Team	Receiving TDs
T1. ZACH ERTZ, PHI	24
T1. JIMMY GRAHAM, CHI/SEA/GB	23
3. KYLE RUDOLPH, NYG/MIN	19
4. CAMERON BRATE, TB	18
5. JARED COOK, NO	16
T6. O.J. HOWARD, TB	14
T6. GEORGE KITTLE, SF	14
T6. ROBERT TONYAN, GB	14
<b>T9. EVAN ENGRAM, NYG</b>	<b>13</b>
T9. DALLAS GOEDERT, PHI	13
T9. AUSTIN HOOPER, ATL	13

## EASY E

After entering the NFL in 2017 Engram has 2,441 receiving yards, placing him third among NFC tight ends.

### Most Receiving Yards by NFC Tight Ends, Since 2017

Player, Team	Receiving Yards
1. GEORGE KITTLE, SF	3,766
2. ZACH ERTZ, PHI	3,331
<b>3. EVAN ENGRAM, NYG</b>	<b>2,441</b>
4. JIMMY GRAHAM, CHI/SEA/GB	2,070
5. AUSTIN HOOPER, ATL	1,973
6. TYLER HIGBEE, LAR	1,958
7. KYLE RUDOLPH, NYG/MIN	1,900
8. O.J. HOWARD, TB	1,634
9. DALLAS GOEDERT, PHI	1,597
10. CAMERON BRATE, TB	1,516

## DOUBLE E

In 51 career games since 2017, Engram has 218 catches, which ranks third among NFC tight ends.

### Most Receptions by NFC Tight Ends, Since 2017

Player, Team	Receptions
1. ZACH ERTZ, PHI	321
2. GEORGE KITTLE, SF	279
<b>3. EVAN ENGRAM, NYG</b>	<b>218</b>
4. JIMMY GRAHAM, CHI/SEA/GB	201
5. AUSTIN HOOPER, ATL	195
6. KYLE RUDOLPH, NYG/MIN	192
7. TYLER HIGBEE, LAR	173
8. CAMERON BRATE, TB	147
9. DALLAS GOEDERT, PHI	145
10. GERALD EVERETT, SEA/LAR	135

## CLIMBING THE LADDER

Among tight ends in Giants history, Engram's 218 receptions and 2,441 receiving yards both rank fifth. His receptions and receiving yards are both the fourth-most by a tight end in their first five seasons.

### Most Receptions by a Tight Ends, Giants History

Player	Years	Rec.
1. JEREMY SHOCKEY	(2002-07)	371
2. BOB TUCKER	(1970-77)	327
3. MARK BAVARO	(1985-90)	266
4. AARON THOMAS	(1962-70)	247
<b>5. EVAN ENGRAM</b>	<b>(2017-21)</b>	<b>218</b>

### Most Receiving Yards by a Tight End, Giants History

Player	Years	Rec.
1. BOB TUCKER	(1970-77)	4,376
2. AARON THOMAS	(1962-70)	4,253
3. JEREMY SHOCKEY	(2002-07)	4,228
4. MARK BAVARO	(1985-90)	3,722
<b>5. EVAN ENGRAM</b>	<b>(2017-21)</b>	<b>2,441</b>

## TEAM NOTES

### KEEPING THE CARDS CLOSE

Through the first three games of the season, the Giants have turned the ball over just twice, which is tied for the third-lowest total in the NFL. The Giants are also one of four teams to not throw an interception so far this season.

#### Least Turnovers in the NFL, 2021 Season

Team	Turnovers
T1. MINNESOTA VIKINGS	1
T1. SEATTLE SEAHAWKS	1
<b>T3. NEW YORK GIANTS</b>	<b>2</b>
T3. HOUSTON TEXANS	2
T3. NEW ORLEANS SAINTS	2
T3. CAROLINA PANTHERS	2
T3. LOS ANGELES RAMS	2
T3. DENVER BRONCOS	2
T3. LAS VEGAS RAIDERS	2
T3. PHILADELPHIA EAGLES	2

### FIRST QUARTER FORCE

The Giants are one of four teams that has yet to allow any points in the first quarter this season. It also marked the first time since 2000 that the Giants did not allow any points in the first quarter and only the eighth time since 1940.

#### Least Opponent First Quarter Points in the NFL, 2021 Season

Team	1st Quar. Points
<b>T1. NEW YORK GIANTS</b>	<b>0</b>
T1. LOS ANGELES RAMS	0
T1. CAROLINA PANTHERS	0
T1. BUFFALO BILLS	0
T5. TAMPA BAY BUCCANEERS	7
T5. NEW ORLEANS SAINTS	7
T5. DENVER BRONCOS	7
T5. CINCINNATI BENGALS	7

### THIRD DOWN

The Giants offense has converted 44.74% of third downs in the first three games of the season, which is the fourth-highest mark in the NFC and the ninth-highest in the NFL.

#### Offensive Third Down Percentage in the NFC, 2021 Season

Team	Third Down %
1. LOS ANGELES RAMS	54.29%
2. DALLAS COWBOYS	53.85%
3. SAN FRANCISCO 49ERS	47.06%
<b>4. NEW YORK GIANTS</b>	<b>44.74%</b>
T5. CAROLINA PANTHERS	42.50%
T5. MINNESOTA VIKINGS	42.50%
7. TAMPA BAY BUCCANEERS	41.67%
8. PHILADELPHIA EAGLES	40.54%
9. NEW ORLEANS SAINTS	38.24%

### ALL THE TACKLES

The Giants defense ranks fourth in the NFC and seventh in the NFL with 204 total tackles through the first three games. The defense is one of eight teams in the NFL with at least 200 tackles.

#### Most Total Tackles in the NFC, 2021 Season

Team	Total Tackles
1. SEATTLE SEAHAWKS	248
2. CHICAGO BEARS	225
3. LOS ANGELES RAMS	207
<b>4. NEW YORK GIANTS</b>	<b>204</b>
5. WASHINGTON FOOTBALL TEAM	200
6. MINNESOTA VIKINGS	185
7. TAMPA BAY BUCCANEERS	184
8. ATLANTA FALCONS	183
9. SAN FRANCISCO 49ERS	179
10. ARIZONA CARDINALS	172

### A KNACK FOR THE BALL

LB Azeez Ojulari's strip-sack on Falcons QB Matt Ryan in Week 3 marked the Giants' third straight game with a takeaway. The Giants are one of eight teams in the NFL with a takeaway in each of the first three games and it was the first time the team has done so since 2013.

#### Teams with at least one Takeaway in Each Game, Weeks 1-3 of 2021 Season

Team	Takeaways
CINCINNATI BENGALS	4
DALLAS COWBOYS	8
DENVER BRONCOS	5
INDIANAPOLIS COLTS	6
LOS ANGELES CHARGERS	6
MIAMI DOLPHINS	5
NEW ORLEANS SAINTS	7
<b>NEW YORK GIANTS</b>	<b>3</b>

### MAKING ADJUSTMENTS

The Giants are one of the best teams in the NFL in limiting opponent yards at the catch, allowing the sixth-fewest per reception (4.93) in the NFL.

#### Least Opponent Yards After Catch Average, 2021 Season

Team	Avg.
1. CINCINNATI BENGALS	4.34
2. BUFFALO BILLS	4.56
3. TAMPA BAY BUCCANEERS	4.68
4. LOS ANGELES CHARGERS	4.70
5. LOS ANGELES RAMS	4.71
<b>6. NEW YORK GIANTS</b>	<b>4.93</b>
7. NEW YORK JETS	5.02
8. GREEN BAY PACKERS	5.03
T9. NEW ORLEANS SAINTS	5.34
T9. SAN FRANCISCO 49ERS	5.34

## BIG CAT

DL Leonard Williams had two quarterback hits in Week 1 vs. Denver. His 33 quarterback hits since the start of 2020 are tied for the most among defensive linemen. Williams' 30 quarterback hits in 2020 were the most by a Giants player in a season, surpassing Jason Pierre-Paul's 28 in 2011.

### Most QB Hits among Defensive Linemen, Since 2020

Player, Team	QB Hits
<b>T1. LEONARD WILLIAMS, NYG</b>	<b>33</b>
T1. AARON DONALD, LAR	33
3. CARL LAWSON, NYJ/CIN	32
T4. JOEY BOSA, LAC	31
T4. DEFOREST BUCKNER, IND	31
T4. TREY HENDRICKSON, CIN/NO	31
T4. CHRIS JONES, KC	31
8. EMMANUEL OGBAH, MIA	28
9. MYLES GARRETT, CLE	27
10. FOUR PLAYERS	25

## SACK ATTACK

Williams' 12.5 sacks since 2020 are the fourth-most by a defensive lineman in the NFL. His 11.5 sacks in 2020 were the most by a Giants player since Jason Pierre-Paul notched 12.5 in 2014.

### Most Sacks among Defensive Linemen, Since 2020

Player, Team	Sacks
1. MYLES GARRETT, CLE	17.5
2. TREY HENDRICKSON, CIN/NO	16.0
3. AARON DONALD, LAR	15.5
<b>4. LEONARD WILLIAMS, NYG</b>	<b>12.5</b>
5. BRIAN BURNS, CAR	12.0
T6. ROMEO OKWARA, DET	11.0
T6. MONTEZ SWEAT, WFT	11.0
T6. STEPHON TUITT, PIT	11.0

## THE AJ WAY

DL Austin Johnson has totaled a career-high 2.0 sacks within the first three games of the season. He has also tied his career highs in both quarterback hits (two) and tackles for loss (two) so far this season. Johnson is one of seven NFC defensive linemen with at least 10 tackles and 2.0 sacks in the first three games of 2021.




### DL with 10+ Tackles and 2.0+ Sacks in NFC, 2021 Season

Player, Team	Tackles	Sacks
JONATHAN ALLEN, WFT	12	3.0
NICK BOSA, SF	11	3.0
AARON DONALD, LAR	13	2.0
JAYON HARGRAVE, PHI	18	4.0
DANIELLE HUNTER, MIN	16	4.0
<b>AUSTIN JOHNSON, NYG</b>	<b>14</b>	<b>2.0</b>
MONTEZ SWEAT, WFT	10	2.0

## JEEZ, AZEEZ

LB Azeez Ojulari recorded at least 1.0 sack in each of his first three games. He became the third player 21 or younger since 1990 to log a sack in each of his first two NFL games, joining Myles Garrett and Terrell Suggs. Along with Suggs and Garrett, Ojulari is only the fifth player 21 or younger to record a sack in their first three games (Joe Campbell and Vernon Maxwell) since sacks became an official stat in 1982.

### Players 21 or Younger With At Least 1.0 Sack in First Three NFL games, Since 1990

 <b>Azeez Ojulari, NYG</b>	<b>2021</b>
 <b>Myles Garrett, CLE</b>	<b>2017</b>
 <b>Terrell Suggs, BAL</b>	<b>2003</b>

## ALL ALONE AT THE TOP

Among all rookies, LB Azeez Ojulari is the only player to record a sack in each of their first three games. He currently leads all rookies in sacks (3.0) and is second in sack yards (23.0). Ojulari has also logged the fourth-most quarterback hits (three) and is tied for third in tackles for loss (two). His 16-yard sack in Week 2 was tied for the second-longest by a Giants player since 1994.

### Most Sacks Among Rookies, 2021 Season

Player, Team	Sacks
<b>1. AZEEZ OJULARI, NYG</b>	<b>3.0</b>
T2. GREG ROUSSEAU, BUF	2.0
T2. DARRELL TAYLOR, SEA	2.0

### Most Quarterback Hits Among Rookies, 2021 Season

Player, Team	QB Hits
1. MICAH PARSONS, DAL	6
T2. OSA ODIGHIZUWA, DAL	4
T2. ODAFE OWEH, BAL	4
<b>4. AZEEZ OJULARI, NYG</b>	<b>3</b>

## WELCOME TO THE SHOW

LB Azeez Ojulari made his NFL debut in Week 1 vs. Denver and tackled Broncos QB Teddy Bridgewater in the third quarter for his first career sack. Ojulari became the sixth Giants player to record a sack in his NFL debut and the first since William Joseph in 2003 against St. Louis.

### Giants Players to Record a Sack in NFL Debut, Since 1982

Date	Name	Opp.	Sacks
<b>9/12/2021</b>	<b>AZEEZ OJULARI</b>	<b>DEN</b>	<b>1.0</b>
9/7/2003	WILLIAM JOSEPH	STL	1.0
11/4/2001	FRANK FERRARA	DAL	1.0
8/31/1997	RYAN PHILLIPS	PHI	1.0
10/17/93	MICHAEL STRAHAN	PHI	1.0
10/5/87	WARREN THOMPSON	SF	2.0 *

\*STRIKE REPLACEMENT GAME

## MORE THAN A DB

DB Logan Ryan has shown his versatility as a defensive back by producing 9.5 sacks in the past four seasons, the second-most in the NFL by a defensive back in that span. Additionally, Ryan's 306 total tackles are the fourth-most since 2018 among defensive backs and his eight forced fumbles since 2019 are the second-most.

### Most Sacks among Defensive Backs, Since 2018

Player, Team	Sacks
1. JAMAL ADAMS, SEA/NYJ	19.5
2. <b>LOGAN RYAN, NYG/TEN</b>	<b>9.5</b>
3. KENNY MOORE II, IND	7.0
T4. MALCOLM JENKINS, NO/PHI	6.0
T4. JOURDAN LEWIS, DAL	6.0
T4. JORDAN POYER, BUF	6.0
T7. MIKE HILTON, PIT	5.5
T7. HARRISON SMITH, MIN	5.5

### Most Forced Fumbles among Defensive Backs, Since 2019

Player, Team	FFs
1. MARLON HUMPHREY, BAL	10
2. <b>LOGAN RYAN, NYG/TEN</b>	<b>8</b>

## KNOCK IT OUT, SCOOP IT UP

DB Logan Ryan posted 10 tackles (eight solo), one tackle for loss, one quarterback hit, one forced fumble and one fumble recovery in Week 1 vs. Denver. Ryan's 10 tackles were tied for the fourth-most in his career and he added his first tackle for loss since Week 6 of 2020 vs. Washington. Ryan stripped Broncos TE Albert Okwuegbunam in the red zone and recovered the fumble on the sideline. He is only the fifth defensive back in the past 10 years (since 2011) to notch 10 tackles, one tackle for loss, one forced fumble and one recovery in a single game.

### DBs with at least 10 Tackles, 1 TFL, 1FF and 1 FR in a Game, Since 2012

Player, Team	Date	Tackles	TFLs	FFs	FRs
<b>LOGAN RYAN, NYG</b>	<b>9/12/21</b>	<b>10</b>	<b>1</b>	<b>1</b>	<b>1</b>
VONN BELL, CIN	11/29/20	10	1	1	1
BUDDA BAKER, ARI	11/19/17	13	1	2	1
MORGAN BURNETT, GB	10/28/12	11	1	1	1
SHELDON BROWN, CLE	10/21/12	10	1	1	1

Ryan also became just the third Giants player with these totals since tackles for loss began being tracked in 1999.

### Giants Players with at least 10 Tackles, 1 TFL, 1FF and 1 FR in a Game, Since 1999

Player	Date	Tackles	TFLs	FFs	FRs
<b>LOGAN RYAN</b>	<b>9/12/21</b>	<b>10</b>	<b>1</b>	<b>1</b>	<b>1</b>
DEON GRANT	10/17/10	11	1	1	1
BRANDON SHORT	11/2/03	14	3	2	1

## NO FLY ZONE

CB James Bradberry has accumulated 21 passes defended since joining the Giants in 2020, which is the third-most in the NFL. His 18 passes defended in 2020 led the team and were a career high.

### Most Passes Defended in the NFL, Since 2020

Player, Team	Passes Defended
1. XAVIEN HOWARD, MIA	24
2. CARLTON DAVIS III, TB	22
3. <b>JAMES BRADBERRY, NYG</b>	<b>21</b>
T4. TREVON DIGGS, DAL	20
T4. JAYLON JOHNSON, CHI	20
T4. DENZEL WARD, CLE	20
7. TRAYVON MYLEN JR., LV	18
T8. RONALD DARBY, DEN/WFT	17
T8. J.C. JACKSON, NE	17

## SAFETY NET

Since 2020, S Jabrill Peppers has notched 12 passes defended, which is tied-for-fourth among safeties. Peppers also set career-highs in total tackles (89), sacks (2.5) and tackles for loss (eight) in 2020.

### Most Passes Defended among Safeties, Since 2020

Player, Team	Passes Defended
1. JESSIE BATES III, CIN	15
2. CHAUNCEY GARDNER-JOHNSON, NO	14
3. DARNELL SAVAGE, GB	13
4. <b>JABRILL PEPPERS, NYG</b>	<b>12</b>
T4. TYRANN MATHIEU, KC	12
T4. MARCUS MAYE, NYJ	12
T4. MALCOLM JENKINS, NO	12
T8. MINKAH FITZPATRICK, PIT	11
T8. ERIC ROWE, MIA	11
T8. HARRISON SMITH, MIN	11

## THE X-FILES

After coming off of the Reserve/Injured list in Week 11 of 2020, S Xavier McKinney played a higher percentage of snaps in five consecutive games from Week 14 of 2020 to Week 1 of 2021. In Week 1 vs. Denver, McKinney logged his career high with two passes defended. It also marked consecutive games, dating back to last season, where he posted at least one pass defended.

### Xavier McKinney Stats,

#### Week 14 of 2020 - Week 1 of 2021

Week, Year	Opp.	Tkls.	PDs	INTs	Def. Snap%
WEEK 14, 2020	ARI	4	0	0	48%
WEEK 15, 2020	CLE	4	0	0	64%
WEEK 16, 2020	AT BAL	<b>8</b>	0	0	68%
WEEK 17, 2020	DAL	<b>8</b>	1	<b>1</b>	89%
WEEK 1, 2021	DEN	3	<b>2</b>	0	<b>95%</b>

## GANO ON A ROLL

Graham Gano currently owns the Giants franchise record with 37 consecutive field goals, surpassing Josh Brown's previous record of 29. Gano has the NFL's longest active streak and is only seven behind Adam Vinatieri's NFL record (44 in 2015-16).

### Consecutive Made Field Goal Attempts, Giants History

Player	Field Goals
1. <b>GRAHAM GANO (2020-21)</b>	<b>37</b>
2. JOSH BROWN (2014-15)	29
3. ALDRICK ROSAS (2018-19)	20

## NOT ONE, NOT TWO, NOT THREE, NOT FOUR

Gano converted a career-high five field goals in Week 2 at Washington. He also made two field goals of at least 50 yards for only the second time in his career (three, Week 5 at Dallas in 2020). Gano's five field goals are the most made in a single game by a kicker in 2021.

### Most Made Field Goals in a Single Game, 2021 Season

Player, Team	Opp.	Week	Made FG.
1. <b>GRAHAM GANO, NYG</b>	<b>WFT</b>	<b>2</b>	<b>5</b>
T2. SIX PLAYERS			4

## THE GRAHAM MAN CAN

In 2020, Gano kicked 31 field goals, which placed him sixth in the NFL and tied the career high he set in 2011 with Washington.

### Most Field Goals, 2020 Season

PLAYER, TEAM	MADE FG
1. YOUNGHOE KOO, ATL	37
2. JASON SANDERS, MIA	36
3. GREG ZUERLEIN, DAL	34
4. DANIEL CARLSON, LV	33
5. RODRIGO BLANKENSHIP, IND	32
6. <b>GRAHAM GANO, NYG</b>	<b>31</b>

## GOLDEN LEG GANO

Since entering the NFL in 2009, Gano has totaled 1,116 points with three different NFC teams (Giants, Panthers and Washington), the fifth-highest total in the NFC in that time.

### Most Points Scored in NFC, Since 2009

Player, Team	Points
1. MASON CROSBY, GB	1,434
2. ROBBIE GOULD, SF/NYG	1,281
3. MATT BRYANT, ATL	1,163
4. DAN BAILEY, MIN/DAL	1,130
5. <b>GRAHAM GANO, NYG/CAR/WAS</b>	<b>1,116</b>

## PINPOINT ACCURACY

Gano missed just one of his 32 attempts in 2020 and his 96.9 field goal percentage ranked third in the NFL. Among players with at least 30 field goals, Gano's 96.9 percentage was the highest among all kickers.

### Highest Field Goal Percentage, 2020 Season

PLAYER, TEAM	MADE/ATT	FG PCT.
T1. MASON CROSBY, GB	16/16	100.0
T1. JASON MYERS, SEA	24/24	100.0
3. <b>GRAHAM GANO, NYG</b>	<b>31/32</b>	<b>96.9</b>
4. CHRIS BOSWELL, PIT	19/20	95.0
5. YOUNGHOE KOO, ATL	37/39	94.9

## KEYING IN ON SPECIAL TEAMS

DB Keion Crossen had a special teams tackle in each of his first two games as a Giant. Since 2020, Crossen is tied for seventh in the NFL with 14 special teams tackles. In the 18 games he has played in over the past two years, he has at least one special teams tackle in 11 of them.

### Most Special Teams Tackles, Since 2020

PLAYER, TEAM	ST TACKLES
1. GEORGE ODUM, IND	24
2. CODY BARTON, SEA	20
3. NICK BELLORE, SEA	18
T4. NICK DZUBNAR, TEN	15
T4. JUSTIN LAYNE, PIT	15
T4. NSIMBA WEBSTER, CHI/LAR	15
T7. JUSTIN BETHEL, NE	14
<b>T7. KEION CROSSEN, NYG/HOU</b>	<b>14</b>
T7. TY SUMMERS, GB	14
T7. ZEKE TURNER, ARI	14

## PINNING THEM DEEP

P Riley Dixon finished 2020 with 28 punts inside the opponents' 20-yard line, tying him for the third-most in the NFL with Johnny Hekker and Pat O'Donnell. Since entering the NFL in 2016, Dixon ranks third in punt yards (16,999) and seventh in punts inside the 20-yard line (130).

### Most Punts Inside the 20 in the NFL, 2020 Season

Player, Team	Inside 20
1. MICHAEL DICKSON, SEA	32
2. JAKE BAILEY, NE	31
<b>T3. RILEY DIXON, NYG</b>	<b>28</b>
T3. JOHNNY HEKKER, LAR	28
T3. PAT O'DONNELL, CHI	28
T6. JACK FOX, DET	26
T6. MATT HAACK, MIA	26
T6. CAMERON JOHNSTON, PHI	26
9. MITCH WISHNOWSKY, SF	25



# ROSTER BREAKDOWN





# 2021 GIANTS ALPHABETICAL ROSTER

As of September 27, 2021



## Coaching Staff

Coach	Title
Joe Judge	Head Coach
Jason Garrett	Offensive Coordinator
Patrick Graham	Asst. Head Coach/Defensive Coord.
Thomas McGaughey	Special Teams Coordinator
Ryan Anderson	Defensive Quality Control
Anthony Blevins	Asst. Linebackers/Special Teams Asst.
Carter Blount	Defensive Quality Control
Burton Burns	Running Backs
Russ Callaway	Offensive Quality Control
Derek Dooley	Tight Ends
Jerome Henderson	Defensive Backs
Ryan Hollern	Chief of Staff
Amos Jones	Special Projects & Situations
Freddie Kitchens	Senior Offensive Assistant
Jeremy Pruitt	Senior Defensive Assistant
Tom Quinn	Assistant Special Teams
Ben Wilkerson	Offensive Line
Jerry Schuplinski	Quarterbacks
Kevin Sherrer	Linebackers
Sean Spencer	Defensive Line
Tyke Tolbert	Wide Receivers
Mike Treier	Assistant Defensive Backs
Ben Wilkerson	Assistant Offensive Line
Nick Williams	Offensive Quality Control
Jody Wright	Offensive Assistant

## Pronunciation Guide

Player	Pronunciation
SAQUON Barkley	SAY-quan
Ben BREDESON	BREAD-eh-sun
KEION Crossen	KEY-on
Cullen GILLASPIA	gill-ESS-pee-ah
Casey KREITER	CRY-ter
XAVIER McKinney	ZAY-vier
AZEEZ OJULARI	ah-ZEEZ oju-LAHR-ee
Matt PEART	PAYRT
Quincy ROCHE	roh-SHAY
RODARIUS Williams	roh-DARE-ee-us
Oshane XIMINES	ZIM-en-ess

## How Acquired Key

D	Draft Pick
FA	Free Agent
T	Trade
W	Waivers
()	Previous Team

NO.	LAST	FIRST	POS.	HT.	WT.	AGE	EXP.	COLLEGE	HOMETOWN	HOW ACQUIRED
26	Barkley	Saquon	RB	6-0	232	24	3	Penn State	Coplay, Pa.	D1-18
34	Beal	Sam	CB	6-1	192	25	4	Western Michigan	Grand Rapids, Mich.	SD3-18
18	Board	C.J.	WR	6-1	181	27	3	Chattanooga	Clarksville, Tenn.	W(JAX)-20
28	Booker	Devontae	RB	5-11	219	29	6	Utah	Sacramento, Calif.	FA-21
24	Bradberry	James	CB	6-1	212	28	6	Samford	Pleasant Grove, Ala.	FA-20
68	Bredeson	Ben	G	6-5	315	23	2	Michigan	Hartland, Wisc.	T(BAL)-21
37	Brightwell	Gary	RB	6-1	218	23	R	Arizona	Chester, Pa.	D6-21
39	Carter	Lorenzo	LB	6-5	255	25	4	Georgia	Norcross, Ga.	D3-18
52	Coughlin	Carter	LB	6-3	236	24	2	Minnesota	Eden Prairie, Minn.	D7-20
31	Crossen	Keion	DB	5-10	185	25	4	Western Carolina	Garysburg, N.C.	T(HOU)-21
48	Crowder	Tae	LB	6-1	235	24	2	Georgia	Hamilton, Ga.	D7-20
9	Dixon	Riley	P	6-5	226	28	6	Syracuse	Oneida, N.Y.	T(DEN)-18
43	Ebner	Nate	DB	6-0	215	32	10	Ohio State	Dublin, Ohio	FA-20
88	Engram	Evan	TE	6-3	240	27	5	Ole Miss	Powder Springs, Ga.	D1-17
5	Gano	Graham	K	6-2	202	34	12	Florida State	Arbroath, Scotland	FA-20
36	Gillaspia	Cullen	FB	6-2	235	26	3	Texas A&M	Katy, Texas	FA-21
2	Glennon	Mike	QB	6-7	225	31	9	N.C. State	Centerville, Va.	FA-21
19	Golladay	Kenny	WR	6-4	213	27	5	Northern Illinois	Chicago, Ill.	FA-21
71	Hernandez	Will	G	6-3	332	26	4	UTEP	Las Vegas, Nev.	D2-18
46	Hilliard	Justin	LB	6-1	231	24	R	Ohio State	Cincinnati, Ohio	W(SF)-21
30	Holmes	Darnay	CB	5-10	195	23	2	UCLA	Pasadena, Calif.	D4-20
22	Jackson	Adoree'	CB	5-11	185	26	5	USC	Bellefonte, Pa.	FA-21
27	Jackson	Josh	CB	6-0	196	25	4	Iowa	Corinth, Texas	T(GB)-21
98	Johnson	Austin	DL	6-4	314	27	6	Penn State	Galloway, N.J.	FA-20
15	Johnson	Collin	WR	6-6	220	24	2	Texas	Los Angeles, Calif.	W(JAX)-21
91	Johnson III	Raymond	DL	6-3	270	22	R	Georgia Southern	Sumter, S.C.	FA-21
8	Jones	Daniel	QB	6-5	230	24	3	Duke	Charlotte, N.C.	D1-19
58	Kreiter	Casey	LS	6-1	250	31	6	Iowa	DeWitt, Iowa	FA-20
97	Lawrence II	Dexter	DL	6-4	342	23	3	Clemson	Wake Forest, N.C.	D1-19
20	Love	Julian	S	5-11	195	23	3	Notre Dame	Westchester, Ill.	D4-19
63	Martin	Wes	OL	6-3	315	25	3	Indiana	West Milton, Ohio	FA-21
54	Martinez	Blake	LB	6-2	237	27	6	Stanford	Tucson, Ariz.	FA-20
29	McKinney	Xavier	S	6-0	201	22	2	Alabama	Rosewell, Ga.	D2-20
51	Ojulari	Azeez	LB	6-3	240	21	R	Georgia	Austell, Ga.	D2-21
74	Peart	Matt	T	6-7	318	24	2	Connecticut	Kingston, Jamaica	D3-20
39	Penny	Eli	FB	6-1	250	28	5	Idaho	Norwalk, Calif.	FA-18
21	Peppers	Jabril	S	5-11	215	25	5	Michigan	East Orange, N.J.	T(CLE)-19
69	Price	Billy	OL	6-4	310	26	4	Ohio State	Austintown, Ohio	T(CIN)-21
55	Ragland	Reggie	LB	6-2	252	28	6	Alabama	Madison, Ala.	FA-21
95	Roche	Quincy	LB	6-3	245	23	R	Miami (FL)	Randallstown, Md.	W(PIT)-21
80	Rudolph	Kyle	TE	6-6	265	31	11	Notre Dame	Cincinnati, Ohio	FA-21
23	Ryan	Bohan	DB	5-11	195	30	9	Rutgers	Voorhees, N.J.	FA-20
75	Shelton	Danny	DL	6-2	345	28	7	Washington	Auburn, Wash.	FA-21
3	Shepard	Sterling	WR	5-10	196	28	6	Oklahoma	Oklahoma City, Okla.	D2-16
67	Skura	Matt	OL	6-3	313	28	5	Duke	Columbus, Ohio	FA-21
86	Slayton	Darius	WR	6-1	194	24	3	Auburn	Norcross, Ga.	D5-19
82	Smith	Kaden	TE	6-5	249	24	3	Stanford	Flower Mound, Texas	W(SF)-19
76	Solder	Nate	T	6-9	316	33	10	Colorado	Denver, Colo.	FA-18
78	Thomas	Andrew	T	6-5	315	22	2	Georgia	Lithonia, Ga.	D1-20
89	Toney	Kadarius	WR	6-0	193	22	R	Florida	Mobile, Ala.	D1-21
99	Williams	Leonard	DL	6-5	302	27	7	USC	Daytona Beach, Fla.	T(NY)-19
25	Williams	Rodarius	CB	6-0	195	25	R	Oklahoma State	Shreveport, La.	D6-21
53	Ximines	Oshane	LB	6-4	254	24	3	Old Dominion	Queens, N.Y.	D3-19

Practice Squad (17)										
64	Banwart	Cole	OL	6-4	298	24	R	Iowa	Ottosen, Iowa	FA-21
83	Cole	Matt	WR	5-10	197	24	1	McKendree	Chicago, Ill.	W(NY)-21
79	Cunningham	Korey	OL	6-6	311	26	4	Cincinnati	Montevallo, Ala.	FA-20
93	Harris	Trent	LB	6-2	255	26	3	Miami (FL)	Winter Park, Fla.	FA-21
72	Harrison	Jonathan	TE	6-4	300	30	7	Florida	Groveland, Fla.	FA-21
49	Hausmann	Jake	OL	6-4	255	24	R	Ohio State	Cincinnati, Ohio	W(DET)-21
90	Henry	Willie	DL	6-3	300	27	4	Michigan	Cleveland, Ohio	FA-21
57	Lalos	Niko	LB	6-5	270	24	2	Dartmouth	Akron, Ohio	FA-20
6	Lewerke	Brian	QB	6-3	216	24	1	Michigan State	Phoenix, Ariz.	FA-21
96	Moa	David	DL	6-3	296	25	1	Boise State	San Diego, Calif.	FA-20
41	Myarick	Chris	TE	6-5	261	25	2	Temple	Philadelphia, Pa.	FA-21
38	Parker	Steven	DB	6-1	210	25	3	Oklahoma	Tulsa, Okla.	FA-21
13	Pettis	Dante	WR	6-1	195	25	4	Washington	San Clemente, Calif.	W(SF)-20
34	Platzgummer	Sandro	RB	6-0	198	24	1	N/A	Innsbruck, Austria	NFL IPPP
62	Sarell	Foster	OL	6-6	322	23	R	Stanford	Tacoma, Wash.	FA-21
84	Sills V	David	WR	6-3	211	25	2	West Virginia	Wilmington, Del.	FA-19
45	Williams	Jarren	CB	5-11	190	24	2	Albany	Lewis Center, Ohio	FA-20

Reserve/Injured (11)										
47	Brown	Cam	LB	6-5	233	23	2	Penn State	Burtonsville, Md.	D6-20
35	Brunson	TJ	LB	6-1	230	23	2	South Carolina	Columbia, S.C.	D7-20
65	Gates	Nick	C	6-6	318	25	4	Nebraska	Las Vegas, Nev.	FA-18
44	John	Rysen	TE	6-7	220	23	1	Simon Fraser	Vancouver, BC	FA-20
39	Kalu	Joshua	DB	6-0	203	26	4	Nebraska	Houston, Texas	FA-21
66	Lemieux	Shane	G	6-4	310	24	2	Oregon	Yakima, Wash.	D5-20
60	Murphy	Kyle	OL	6-4	302	23	2	Rhode Island	Attleboro, Mass.	FA-20
12	Ross III	John	WR	5-11	190	25	4	Washington	Long Beach, Calif.	FA-21
94	Smith	Elerson	LB	6-7	245	23	R	Northern Iowa	Minneapolis, Minn.	D4-21
85	Toilolo	Levine	TE	6-8	268	30	8	Stanford	San Diego, Calif.	FA-20
28	Wilson	Quincy	DB	6-2	193	25	5	Florida	Fort Lauderdale, Fla.	FA-20

Reserve/Physically Unable to Perform (1)										
33	Robinson	Aaron	CB	6-1	193	23	R	UCF	Deerfield Beach, Fla.	D3-21



# 2021 GIANTS NUMERICAL ROSTER

As of September 27, 2021



## Coaching Staff

Coach	Title
Joe Judge	Head Coach
Jason Garrett	Offensive Coordinator
Patrick Graham	Asst. Head Coach/Defensive Coord.
Thomas McGaughey	Special Teams Coordinator
Ryan Anderson	Defensive Quality Control
Anthony Blevins	Asst. Linebackers/Special Teams Asst.
Carter Blount	Defensive Quality Control
Burton Burns	Running Backs
Russ Calloway	Offensive Quality Control
Derek Dooley	Tight Ends
Ryan Henderson	Defensive Backs
Jerome Hollern	Chief of Staff
Amos Jones	Special Projects & Situations
Freddie Kitchens	Senior Offensive Assistant
Jeremy Pruitt	Senior Defensive Assistant
Tom Quinn	Assistant Special Teams
Rob Sale	Offensive Line
Jerry Schuplinski	Quarterbacks
Kevin Sherrer	Linebackers
Sean Spencer	Defensive Line
Tyke Tolbert	Wide Receivers
Mike Treier	Assistant Defensive Backs
Ben Wilkerson	Assistant Offensive Line
Nick Williams	Offensive Quality Control
Jody Wright	Offensive Assistant

## Pronunciation Guide

Player	Pronunciation
SAQUON Barkley	SAY-quan
Ben BREDESON	BREAD-eh-sun
KEION Crossen	KEY-on
Cullen GILLASPIA	gill-ESS-pee-ah
Casey KREITER	CRY-ter
XAVIER McKinney	ZAY-vier
AZEEZ OJULARI	ah-zEEZ oju-LAHR-ee
Matt PEART	PAYRT
Quincy ROCHE	roh-SHAY
RODARIUS Williams	roh-DARE-ee-us
Oshane XIMINES	ZIM-en-ess

## How Acquired Key

D	Draft Pick
FA	Free Agent
T	Trade
W	Waivers
Q	Previous Team

NO.	FIRST	LAST	POS.	HT.	WT.	AGE	EXP.	COLLEGE	HOMETOWN	HOW ACQUIRED
2	Mike	Glennon	QB	6-7	225	31	9	N.C. State	Centreville, Va.	FA-'21
3	Sterling	Shepard	WR	5-10	196	28	6	Oklahoma	Oklahoma City, Okla.	D2-'16
5	Graham	Gano	K	6-2	202	34	12	Florida State	Arbroath, Scotland	FA-'20
8	Daniel	Jones	QB	6-5	230	24	3	Duke	Charlotte, N.C.	D1-'19
9	Riley	Dixon	P	6-5	226	28	6	Syracuse	Oneida, N.Y.	T(DEN)-'18
15	Collin	Johnson	WR	6-6	220	24	2	Texas	Los Angeles, Calif.	W(UAX)-'21
18	C.J.	Board	WR	6-1	181	27	3	Chattanooga	Clarksville, Tenn.	W(JAX)-'20
19	Kenny	Golladay	WR	6-4	213	27	5	Northern Illinois	Chicago, Ill.	FA-'21
20	Julian	Love	S	5-11	195	23	3	Notre Dame	Westchester, Ill.	D4-'19
21	Jabrill	Peppers	S	5-11	215	25	5	Michigan	East Orange, N.J.	T(CLE)-'19
22	Adoree'	Jackson	CB	5-11	185	26	5	USC	Bellville, Ill.	FA-'21
23	Logan	Ryan	DB	5-11	195	30	9	Rutgers	Povertrees, N.J.	FA-'20
24	James	Bradberry	CB	6-1	212	28	6	Samford	Pleasanton, Gro. Ala.	FA-'20
25	Rodarius	Williams	CB	6-0	195	25	R	Oklahoma State	Shreveport, La.	D6-'21
26	Quincy	Barkley	RB	6-0	232	24	4	Penn State	Coplay, Pa.	D1-'18
27	Josh	Jackson	CB	6-0	196	25	4	Iowa	Corinth, Texas	T(GB)-'21
28	Devontae	Booker	RB	5-11	219	29	6	Utah	Sacramento, Calif.	FA-'20
29	Xavier	McKinney	S	6-0	201	22	2	Alabama	Rosewell, Ga.	D2-'20
30	Darnay	Holmes	CB	5-10	195	23	2	UCLA	Pasadena, Calif.	D4-'20
31	Keion	Crossen	DB	5-10	185	25	4	Western Carolina	Garysburg, N.C.	T(HOU)-'21
34	Sam	Beal	CB	6-1	192	25	3	Western Michigan	Grand Rapids, Mich.	SD3-'18
36	Cullen	Gillaspia	FB	6-2	235	26	3	Texas A&M	Katy, Texas	FA-'21
37	Gary	Brightwell	RB	6-1	218	23	R	Arizona	Chester, Pa.	D6-'21
39	Eli	Penny	P	6-1	250	28	5	Idaho	Norwalk, Calif.	FA-'18
43	Nate	Ebner	DB	6-0	215	32	10	Ohio State	Dublin, Ohio	FA-'20
46	Justin	Hilliard	LB	6-1	231	24	R	Ohio State	Cincinnati, Ohio	W(SF)-'21
48	Tae	Crowder	LB	6-1	235	24	2	Georgia	Hamilton, Ga.	D7-'20
51	Azeez	Ojulari	LB	6-3	240	21	R	Georgia	Austell, Ga.	D2-'21
52	Carter	Coughlin	LB	6-3	236	24	2	Minnesota	Eden Prairie, Minn.	D7-'20
53	Oshane	Ximines	LB	6-4	254	24	3	Old Dominion	Queens, N.Y.	D3-'19
54	Blake	Martinez	LB	6-2	237	27	6	Stanford	Tucson, Ariz.	FA-'20
55	Reggie	Ragland	LB	6-2	252	28	6	Alabama	Madison, Ala.	FA-'21
58	Casey	Kreiter	LS	6-1	250	31	6	Iowa	DeWitt, Iowa	FA-'20
59	Lorenzo	Carter	LB	6-5	255	25	4	Georgia	Norcross, Ga.	D3-'18
63	Wes	Martin	OL	6-3	315	25	3	Indiana	West Milton, Ohio	FA-'21
67	Matt	Skura	OL	6-3	313	28	5	Duke	Columbus, Ohio	FA-'21
68	Ben	Bredeson	G	6-5	315	23	2	Michigan	Hartland, Wisc.	T(BAL)-'21
69	Billy	Price	OL	6-4	310	26	4	Ohio State	Austintown, Ohio	T(CIN)-'21
71	Will	Hernandez	G	6-3	332	26	4	UTEP	Las Vegas, Nev.	D2-'18
74	Matt	Pearl	T	6-7	318	24	2	Connecticut	Kingston, Jamaica	D3-'20
75	Danny	Shelton	DL	6-2	345	28	7	Washington	Auburn, Wash.	FA-'21
76	Nate	Solder	T	6-9	316	33	10	Colorado	Denver, Colo.	FA-'18
78	Andrew	Thomas	T	6-5	315	22	2	Georgia	Lithonia, Ga.	D1-'20
80	Kyle	Rudolph	TE	6-6	265	31	11	Notre Dame	Cincinnati, Ohio	FA-'21
82	Kaden	Smith	TE	6-5	249	24	3	Stanford	Flower Mound, Texas	W(SF)-'19
86	Darius	Slayton	WR	6-1	194	24	3	Auburn	Norcross, Ga.	D5-'19
88	Evan	Engram	TE	6-3	240	27	5	Ole Miss	Powder Springs, Ga.	D1-'17
89	Kadarius	Toney	WR	6-0	193	22	R	Florida	Mobile, Ala.	D1-'21
91	Raymond	Johnson III	DL	6-3	270	22	R	Georgia Southern	Sumter, S.C.	FA-'21
95	Quincy	Roche	LB	6-3	245	23	R	Miami (FL)	Randallstown, Md.	W(PIT)-'21
97	Dexter	Lawrence II	DL	6-4	342	23	3	Clemson	Wake Forest, N.C.	D1-'19
98	Austin	Johnson	DL	6-4	314	27	6	Penn State	Galloway, N.J.	FA-'20
99	Leonard	Williams	DL	6-5	302	27	7	USC	Daytona Beach, Fla.	T(NYJ)-'19

## Practice Squad (17)

6	Brian	Lewerke	QB	6-3	216	24	1	Michigan State	Phoenix, Ariz.	FA-'21
13	Dante	Pettis	WR	6-1	195	25	4	Washington	San Clemente, Calif.	W(SF)-'20
34	Sandro	Platzgummer	RB	6-0	198	24	1	N/A	Innsbruck, Austria	NFL (PPP)
38	Steven	Parker	DB	6-1	210	25	3	Oklahoma	Tulsa, Okla.	FA-'21
41	Chris	Myarick	TE	6-5	261	25	2	Temple	Philadelphia, Pa.	FA-'21
45	Jarren	Williams	CB	5-11	190	24	2	Albany	Lewis Center, Ohio	FA-'20
49	Jake	Hausmann	TE	6-4	255	24	R	Ohio State	Cincinnati, Ohio	W(DET)-'21
57	Niko	Lalos	LB	6-5	270	24	2	Dartmouth	Akron, Ohio	FA-'20
62	Foster	Sarell	OL	6-6	322	23	R	Stanford	Tacoma, Wash.	FA-'21
64	Cole	Banwart	OL	6-4	298	24	R	Iowa	Ottosen, Iowa	FA-'21
72	Jonotthan	Harrison	OL	6-4	300	30	7	Florida	Groveland, Fla.	FA-'21
79	Korey	Cunningham	OL	6-6	311	26	4	Cincinnati	Montevale, Ala.	FA-'21
83	Matt	Cole	WR	5-10	197	24	1	McKendree	Chicago, Ill.	W(NYJ)-'21
84	Willie	Sills V	WR	6-3	211	25	2	West Virginia	Wilmington, Del.	FA-'19
90	David	Henry	DL	6-3	300	27	4	Michigan	Cleveland, Ohio	FA-'21
93	Trent	Harris	LB	6-2	255	26	3	Miami (FL)	Winter Park, Fla.	FA-'20
96	David	Moa	DL	6-3	296	25	1	Boise State	San Diego, Calif.	FA-'20

## Reserve/Injured (11)

12	John	Ross III	WR	5-11	190	25	4	Washington	Long Beach, Calif.	FA-'21
28	Quincy	Wilson	DB	6-2	193	25	5	Florida	Fort Lauderdale, Fla.	FA-'20
35	TJ	Brunson	LB	6-1	230	23	2	South Carolina	Columbia, S.C.	D7-'20
39	Joshua	Kalu	DB	6-0	203	26	4	Nebraska	Houston, Texas	FA-'21
44	Rysen	John	TE	6-7	220	23	1	Simon Fraser	Vancouver, BC	FA-'20
47	Cam	Brown	LB	6-5	233	23	2	Penn State	Burtonsville, Md.	D6-'20
60	Kyle	Murphy	OL	6-4	302	23	2	Rhode Island	Attleboro, Mass.	FA-'20
65	Nick	Gates	C	6-6	318	25	4	Nebraska	Las Vegas, Nev.	FA-'18
66	Shane	Lemieux	G	6-4	310	24	2	Oregon	Yakima, Wash.	D5-'20
85	Levine	Toilolo	TE	6-8	268	30	8	Stanford	San Diego, Calif.	FA-'20
94	Elerson	Smith	LB	6-7	245	23	R	Northern Iowa	Minneapolis, Minn.	D4-'21

## Reserve/Physically Unable to Perform (1)

33	Aaron	Robinson	CB	6-1	193	23	R	UCF	Deerfield Beach, Fla.	D3-'21
----	-------	----------	----	-----	-----	----	---	-----	-----------------------	--------



# 2021 PLAYER PARTICIPATION

		9/12 vs DEN	9/16 at WAS	9/26 vs ATL	10/3 at NO	10/10 at DAL	10/17 vs LAR	10/24 vs CAR	11/1 at KC	11/7 vs LV	11/22 at TB	11/28 vs PHI	12/5 at MIA	12/12 at LAC	12/19 vs DAL	12/26 at PHI	1/2 at CHI	1/9 vs WAS	GP	GS	DNP	IA
26	Barkley, Saquon	RB	RB	RB															3	3	0	0
34	Beal, Sam	IA	IA	IA															0	0	0	3
18	Board, C.J.	GPE	GPE	GP															3	0	0	0
28	Booker, Devontae	GP	GP	IA															2	0	0	1
24	Bradberry, James	CB	CB	CB															3	3	0	0
68	Bredeson, Ben	GP	GP	LG															3	1	0	0
37	Brightwell, Gary	GP	GP	GP															3	0	0	0
59	Carter, Lorenzo	SLB	SLB	SLB															3	3	0	0
52	Coughlin, Carter	GP	GP	GP															3	0	0	0
31	Crossen, Keion	GP	GP	GP															3	0	0	0
48	Crowder, Tae	WIL	WIL	WIL															3	3	0	0
9	Dixon, Riley	GP	GP	GP															3	0	0	0
43	Ebner, Nate	GP	GP	IA															2	0	0	1
88	Engram, Evan	IA	IA	TE															1	1	0	2
5	Gano, Graham	GP	GP	GP															3	0	0	0
36	Gillaspia, Cullen	GP	GP	GP															3	0	0	0
2	Glennon, Mike	DNP	DNP	DNP															0	0	3	0
19	Golladay, Kenny	WR	WR	WR															3	3	0	0
71	Hernandez, Will	RG	RG	RG															3	3	0	0
46	Hilliard, Justin	IA	IA	IA															0	0	0	3
30	Holmes, Darnay	GP	CB	GP															3	1	0	0
22	Jackson, Adoree'	CB	CB	CB															3	3	0	0
27	Jackson, Josh	IA	IA	IA															0	0	0	3
98	Johnson, Austin	DL	DL	DL															3	3	0	0
15	Johnson, Colin	IA	IA	GP															1	0	0	2
91	Johnson III, Raymond	GP	GP	GP															3	0	0	0
8	Jones, Daniel	QB	QB	QB															3	3	0	0
58	Kreiter, Casey	GP	GP	GP															3	0	0	0
97	Lawrence II, Dexter	DL	GP	DL															3	2	0	0
20	Love, Julian	GP	GP	GP															3	0	0	0
63	Martin, Wes	NOT	NOT	NOT															0	0	0	0
54	Martinez, Blake	LB	LB	LB															3	3	0	0
29	McKinney, Xavier	S	GP	S															3	2	0	0
51	Ojulari, Azeez	GP	LB	GP															3	1	0	0
74	Pearl, Matt	GP	GP	GP															3	0	0	0
39	Penny, Eli	FB	GP	GP															3	1	0	0
21	Peppers, Jabrill	DB	S	DB															3	2	0	0
69	Price, Billy	GP	C	C															3	2	0	0
55	Ragland, Reggie	GP	GP	GP															3	0	0	0
95	Roche, Quincy	IA	IA	GP															1	0	0	2
80	Rudolph, Kyle	GP	TE	TE															3	2	0	0
23	Ryan, Logan	S	S	S															3	3	0	0
75	Shelton, Danny	GP	GP	GP															3	0	0	0
3	Shepard, Sterling	WR	WR	WR															3	3	0	0
67	Skura, Matt	PS	DNP	DNP															0	0	2	0
86	Slayton, Darius	GP	GP	GP															3	0	0	0
82	Smith, Kaden	TE	TE	GP															3	2	0	0
76	Solder, Nate	RT	RT	RT															3	3	0	0
78	Thomas, Andrew	LT	LT	LT															3	3	0	0
89	Toney, Kadarius	GP	GP	GP															3	0	0	0
99	Williams, Leonard	DL	DL	DL															3	3	0	0
25	Williams, Rodarius	GP	GP	GP															3	0	0	0
53	Ximines, Oshane	GP	GP	GP															3	0	0	0
PRACTICE SQUAD (17)																						
64	Banwart, Cole	NOT	NOT	PS															0	0	0	0
83	Cole, Matt	PS	PS	PS															0	0	0	0
79	Cunningham, Korey	PS	PS	PS															0	0	0	0
93	Harris, Trent	PS	PS	PS															0	0	0	0
72	Harrison, Jonothan	NOT	NOT	DNP															0	0	1	0
49	Hausmann, Jake	PS	PS	PS															0	0	0	0
90	Henry, Willie	PS	PS	PS															0	0	0	0
57	Lalos, Niko	PS	PS	PS															0	0	0	0
6	Lewerke, Brian	PS	PS	PS															0	0	0	0
96	Moa, David	PS	PS	PS															0	0	0	0
41	Myarick, Chris	PS	GPE	PS															1	0	0	0
38	Parker, Steven	NOT	NOT	PS															0	0	0	0
13	Pettis, Dante	PS	PS	PS															0	0	0	0
34	Platzgummer, Sandro	PS	PS	PS															0	0	0	0
62	Sarell, Foster	NOT	NOT	PS															0	0	0	0
84	Sills V, David	PS	PS	PS															0	0	0	0
45	Williams, Jarren	NOT	NOT	NOT															0	0	0	0
RESERVE/INJURED (11)																						
47	Brown, Cam	GP	IA	IR															1	0	0	1
35	Brunson, TJ	IR	IR	IR															0	0	0	0
65	Gates, Nick	C	LG	IR															2	2	0	0
44	John, Rysen	IR	IR	IR															0	0	0	0
39	Kalu, Joshua	IR	IR	IR															0	0	0	0
66	Lemieux, Shane	LG	IR	IR															1	1	0	0
60	Murphy, Kyle	IR	IR	IR															0	0	0	0
12	Ross III, John	IR	IR	IR															0	0	0	0
94	Smith, Elerson	IR	IR	IR															0	0	0	0
85	Toilolo, Levine	IR	IR	IR															0	0	0	0
28	Wilson, Quincy	IR	IR	IR															0	0	0	0
RESERVE/PUP (1)																						
33	Robinson, Aaron	PUP	PUP	PUP															0	0	0	0

KEY: **BOLD** = Starter; GP = Game Played; GPE = Game Played (Practice Squad Elevation); IA = Inactive; DNP = Did Not Play; NOT = Not On Roster; ^ = With Other Team; IR = Reserve/Injured; PS = Practice Squad; PSI = Practice Squad/Injured; COVID = Reserve/COVID-19; PUP = Reserve/Physically Unable to Perform



# 2021 GAME BY GAME STARTERS

## OFFENSE

OPP	WR	LT	LG	C	RG	RT	TE	TE	WR	QB	RB
DEN	K. Golladay	A. Thomas	S. Lemieux	N. Gates	W. Hernandez	N. Solder	K. Smith	E. Penny (FB)	S. Shepard	D. Jones	S. Barkley
@WAS	K. Golladay	A. Thomas	N. Gates	B. Price	W. Hernandez	N. Solder	K. Smith	K. Rudolph	S. Shepard	D. Jones	S. Barkley
ATL	K. Golladay	A. Thomas	B. Bredeson	B. Price	W. Hernandez	N. Solder	E. Ingram	K. Rudolph	S. Shepard	D. Jones	S. Barkley
@NO											
@DAL											
LAR											
CAR											
@KC											
LV											
@TB											
PHI											
@MIA											
@LAC											
DAL											
@PHI											
@CHI											
WAS											

## DEFENSE

OPP	DL	DL	DL	MLB	OLB	SLB	WILL	LCB	RCB	SS	FS
DEN	A. Johnson	L. Williams	D. Lawrence II	B. Martinez	J. Peppers (S)	L. Carter	T. Crowder	J.Braberry	A. Jackson	L. Ryan	X. McKinney
@WAS	A. Johnson	L. Williams	D. Holmes (CB)	B. Martinez	A. Ojulari	L. Carter	T. Crowder	J.Braberry	A. Jackson	L. Ryan	J. Peppers
ATL	A. Johnson	L. Williams	D. Lawrence II	B. Martinez	J. Peppers (DB)	L. Carter	T. Crowder	J.Braberry	A. Jackson	L. Ryan	X. McKinney
@NO											
@DAL											
LAR											
CAR											
@KC											
LV											
@TB											
PHI											
@MIA											
@LAC											
DAL											
@PHI											
@CHI											
WAS											

## GAME DAY INACTIVES

OPP	1	2	3	4	5	6	7
DEN	S. Beal	E. Ingram	J. Hilliard	J. Jackson	C. Johnson	Q. Roche	
@WAS	S. Beal	C. Brown	E. Ingram	J. Hilliard	J. Jackson	C. Johnson	Q. Roche
ATL	S. Beal	D. Booker	N. Ebner	J. Hilliard	J. Jackson		
@NO							
@DAL							
LAR							
CAR							
@KC							
LV							
@TB							
PHI							
@MIA							
@LAC							
DAL							
@PHI							
@CHI							
WAS							





# 2021 NEW YORK GIANTS UNOFFICIAL DEPTH CHART

## OFFENSE

WR	19	Kenny Golladay	86	Darius Slayton	18	C.J. Board
TE	88	Evan Engram	82	Kaden Smith		
RT	76	Nate Solder	74	Matt Peart		
RG	71	Will Hernandez	63	Wes Martin		
C	69	Billy Price	67	Matt Skura		
LG	68	Ben Bredeson	63	Wes Martin		
LT	78	Andrew Thomas	74	Matt Peart		
RB	26	Saquon Barkley	28	Devontae Booker	37	<u>Gary Brightwell</u>
FB	39	Eli Penny	36	Cullen Gillaspia		
WR	3	Sterling Shepard	89	<u>Kadarius Toney</u>	15	Collin Johnson
TE	80	Kyle Rudolph	82	Kaden Smith		
QB	8	Daniel Jones	2	Mike Glennon		

## DEFENSE

SLB	59	Lorenzo Carter	95	<u>Quincy Roche</u>		
DL	97	Dexter Lawrence II				
MLB	54	Blake Martinez	55	Reggie Ragland	46	<u>Justin Hilliard</u>
DL	98	Austin Johnson	75	Danny Shelton		
WIL	48	Tae Crowder	52	Carter Coughlin		
DL	99	Leonard Williams	91	<u>Raymond Johnson III</u>		
OLB	53	Oshane Ximines	51	<u>Azeez Ojulari</u>		
LCB	24	James Bradberry	25	<u>Rodarius Williams</u>	27	Josh Jackson
					34	Sam Beal
SS	21	Jabrill Peppers	20	Julian Love	43	Nate Ebner
FS	23	Logan Ryan	29	Xavier McKinney		
RCB	22	Adoree' Jackson	30	Darnay Holmes	31	Keion Crossen

## SPECIALISTS

LS	58	Casey Kreiter				
H	9	Riley Dixon				
P	9	Riley Dixon				
PR	21	Jabrill Peppers	22	Adoree' Jackson	89	<u>Kadarius Toney</u>
KOR	18	C.J. Board	21	Jabrill Peppers	89	<u>Kadarius Toney</u>
K	5	Graham Gano				

Underlined = Rookie; BOLD = Starter



# HOW THE 2021 NEW YORK GIANTS WERE BUILT

YEAR	DRAFTEES (26)	FREE AGENTS (41)	TRADES/WAIVERS (15)
2021	WR Kadarius Toney (1) LB Azeez Ojulari (2) CB Aaron Robinson (3) # LB Elerson Smith (4) ^ RB Gary Brightwell (6) CB Rodarius Williams (7)	OL Cole Banwart* RB Devontae Booker OL Korey Cunningham* FB Cullen Gillaspia QB Mike Glennon WR Kenny Golladay OL Jonothan Harrison* DL Willie Henry* CB Adoree' Jackson DL Raymond Johnson III DB Joshua Kalu ^ QB Brian Lewerke* OL Wes Martin TE Chris Myarick* DB Steven Parker* LB Reggie Ragland WR John Ross III ^ TE Kyle Rudolph OL Foster Sarell* DL Danny Shelton OL Matt Skura	G Ben Bredeson (T-BAL) WR Matt Cole (W-NYJ)* DB Keion Crossen (T-HOU) TE Jake Hausmann (W-DET)* LB Justin Hilliard (W-SF) CB Josh Jackson (T-GB) LB Collin Johnson (W-JAX) OL Billy Price (T-CIN) LB Quincy Roche (W-PIT)
2020	T Andrew Thomas (1) S Xavier McKinney (2) T Matt Peart (3) CB Darnay Holmes (4) G Shane Lemieux (5) ^ LB Cam Brown (6) ^ LB Carter Coughlin (7) LB TJ Brunson (7) ^ LB Tae Crowder (7)	CB James Bradberry DB Nate Ebner K Graham Gano LB Trent Harris* TE Rysen John ^ DL Austin Johnson LS Casey Kreiter LB Niko Lalos* LB Blake Martinez DL David Moa* OL Kyle Murphy ^ RB Sandra Platzgummer (NFL IPPP)* DB Logan Ryan TE Levine Toilolo ^ CB Jarren Williams* DB Quincy Wilson ^	WR C.J. Board (W-JAX) WR Dante Pettis (W-SF)*
2019	QB Daniel Jones (1) DL Dexter Lawrence II (1) LB Oshane Ximines (3) CB Julian Love (4) WR Darius Slayton (5)	WR David Sills V*	S Jabrill Peppers (T-CLE) TE Kaden Smith (W-SF) DL Leonard Williams (T-NYJ)
2018	RB Saquon Barkley (1) G Will Hernandez (2) LB Lorenzo Carter (3) CB Sam Beal (S-3)	RB Eli Penny G Nick Gates ^ T Nate Solder	P Riley Dixon (T-DEN)
2017	TE Evan Engram (1)		
2016	WR Sterling Shepard (2)		

#Physically Unable to Perform, \*Practice Squad, ^ Reserve/Injured



## 2021 PLAYER TRANSACTIONS

**JANUARY 2** - **LB Kyler Fackrell, DB Madre Harper** - Activated, from Reserve; **P Ryan Santoso** - Activated, from Practice Squad (Standard Elevation); **FB Elijhaa Penny** - Placed on Injured Reserve; **QB Joe Webb** - Waived, No Recall

**JANUARY 4** - **WR Alex Bachman, LB Trent Harris, DB Montre Hartage, TE Rysen John, RB Taquan Mizzell, DT David Moa, G Chad Slade, QB Alex Tanney, QB Clayton Thorson, LS Carson Tinker, G Kenny Wiggins, DB Jarren Williams, DB Quincy Wilson** - Reserve/Future Signings; **OT Jackson Barton, DB Madre Harper** - Signed, Renegotiated Contract (Exclusive Rights)

**JANUARY 5** - **RB Jordan Chunn, WR Derrick Dillon** - Reserve/Future Signings

**JANUARY 7** - **RB Devonta Freeman** - Waived, from Reserve/Injured; **WR David Sills V** - Activated, from Reserve/COVID, Remains on Reserve/Injured, **WR David Sills V** - Signed, Renegotiated Contract (Exclusive Rights)

**JANUARY 8** - **QB Joe Webb** - Reserve/Future Signing

**JANUARY 11** - **TE Nakia Griffin-Stewart, TE Nate Wieting** - Reserve/Future Signings

**JANUARY 12** - **LB Cale Garrett** - Reserve/Future Signing

**JANUARY 21** - **DE Breeland Speaks** - Reserve/Future Signing

**JANUARY 26** - **P Ryan Santoso** - Reserve/Future Signing

**FEBRUARY 12** - **WR Da'Mari Scott, DB Shakial Taylor** - Waived, No Recall

**FEBRUARY 24** - **OL Jonotthan Harrison** - Free Agent Signing

**MARCH 8** - **WR Cody Core** - Terminated, Vested Veteran, Failed Physical

**MARCH 9** - **DT Leonard Williams** - Designated Franchise Player

**MARCH 10** - **G Kevin Zeitler** - Terminated, Vested Veteran, all contracts

**MARCH 16** - **FB Cullen Gillaspia** - Free Agent Signing

**MARCH 17** - **OT Nate Solder, WR C.J. Board, DT Austin Johnson, LS Casey Kreiter** - Signed, New Contracts

**MARCH 18** - **DT Leonard Williams** - Signed, New Contract

**MARCH 19** - **RB Devontae Booker, QB Mike Glennon, DE Ifeadi Odenigbo, WR John Ross** - Free Agent Signings; **LB Reggie Ragland** - Free Agent Signing

**MARCH 20** - **WR Kenny Golladay** - Free Agent Signing

**MARCH 22** - **CB Adoree' Jackson** - Free Agent Signing

**MARCH 24** - **TE Kyle Rudolph** - Free Agent Signing; **LB Devante Downs** - Free Agent Signing

**MARCH 25** - **OL Zack Fulton** - Free Agent Signing; **OLB Ryan Anderson** - Free Agent Signing

**MARCH 29** - **DT Danny Shelton** - Free Agent Signing

**MARCH 30** - **TE Cole Hikutini, DB Joshua Kalu, DB Chris Milton** - Free Agent Signings

**APRIL 14** - **CB Ryan Lewis** - Waived



## 2021 PLAYER TRANSACTIONS

**APRIL 29 - WR Kadarius Toney** - Drafted in first round (20th overall)

---

**APRIL 30 - LB Azeez Ojulari** - Drafted in second round (50th overall); **CB Aaron Robinson** - Drafted in third round (71st overall)

---

**MAY 1 - LB Elerson Smith** - Drafted in fourth round (116th overall); **RB Gary Brightwell** - Drafted in sixth round (196th overall); **CB Rodarius Williams** - Drafted in sixth round (201st overall)

---

**MAY 13 - LB Azeez Ojulari, RB Gary Brightwell, CB Rodarius Williams** - Selection List Signings; **G Jake Burton, C Brett Heggie, DE Raymond Johnson** - Undrafted Free Agent Signings; **DE Breeland Speaks** - Waived, No Recall

---

**MAY 16 - WR Kelvin Benjamin, RB Corey Clement** - Free Agent Signings; **RB Jordan Chunn, TE Nate Wieting** - Waived, No Recall

---

**MAY 18 - RB Ryquell Armstead** - Claimed (off Waivers from JAX); **QB Joe Webb** - Terminated, Vested Veteran, all contracts

---

**MAY 25 - LB Elerson Smith** - Selection List Signing

---

**MAY 28 - CB Aaron Robinson** - Selection List Signing

---

**JUNE 3 - WR Kadarius Toney** - Selection List Signing

---

**JUNE 25 - RB Ryquell Armstead** - Waived

---

**JULY 21 - DB Jordyn Peters** - Free Agent Signing; **RB Mike Weber** - Free Agent Signing

---

**JULY 22 - WR Kadarius Toney** - Placed on Reserve/COVID-19 List; **RB Saquon Barkley, OL Jonothan Harrison, T Matt Peart, CB Aaron Robinson, TE Kyle Rudolph, LB Oshane Ximines** - Placed on Active/Physically Unable to Perform List; **LB Ryan Anderson, RB Sandro Platzgummer** - Placed on Reserve/Non-Football Injury List; **RB Taquan Mizzell** - Placed on Reserve/Injured List

---

**JULY 27 - DB Joshua Kalu, LB Blake Martinez** - Placed on Reserve/COVID-19 List; **LB Reggie Ragland** - Placed on Reserve/Non-Football Injury List; **WR Kadarius Toney** - Activated from Reserve/COVID-19 List

---

**JULY 28 - RB Sandro Platzgummer** - Activated from Reserve/Non-Football Injury List; **TE Rysen John** - Placed on Reserve/COVID-19 List; **TE Kelvin Benjamin** - Terminated, Vested Veteran, all contracts

---

**JULY 29 - RB Taquan Mizzell** - Waived

---

**JULY 31 - LB Todd Davis, C Joe Looney, WR Damion Willis** - Free Agent Signing; **T Matt Peart** - Activated from Active/Physically Unable to Perform List

---

**AUGUST 2 - RB Alfred Morris** - Free Agent Signing; **OL Jonothan Harrison** - Activated from Active/Physically Unable to Perform List

---

**AUGUST 3 - DB Joshua Kalu, LB Blake Martinez** - Activated from Reserve/COVID-19 List; **WR Derrick Dillon** - Placed on Reserve/Injured List; **LB Todd Davis** - Placed on Reserve/Retired List

---

**AUGUST 4 - WR Andy Jones, TE Tommy Stevens** - Free Agent Signing; **RB Mike Weber** - Placed on Reserve/Injured List; **C Joe Looney** - Placed on Reserve/Retired List

---

**AUGUST 5 - LB Reggie Ragland** - Activated from Reserve/Non-Football Injury List

---

**AUGUST 6 - OL Zach Fulton** - Placed on Reserve/Retired List; **TE Levine Toilolo** - Placed on Reserve/Injured List

---

**AUGUST 7 - DB Chris Johnson** - Free Agent Signing; **TE Jake Hausmann** - Claimed (off Waivers from DET)



## 2021 PLAYER TRANSACTIONS

**AUGUST 8 - WR Matt Cole** - Claimed (off Waivers from NYJ); **WR Andy Jones** - Waived

---

**AUGUST 9 - RB Saquon Barkley, LB Oshane Ximines** - Activated from Active/Physically Unable to Perform List; **LB Ryan Anderson** - Waived

---

**AUGUST 10 - TE Rysen John** - Activated from Reserve/COVID-19 List; **LB Ryan Anderson** - Activated from Reserve/Non-Football Injury List; **TE Tommy Stevens** - Waived

---

**AUGUST 11 - DT Elijah Qualls, DT Willie Henry** - Free Agent Signings; **WR Derrick Dillon, DL RJ McIntosh, LB Cale Garrett** - Waived

---

**AUGUST 13 - G Ted Larsen** - Free Agent Signing; **DB Jordyn Peters, RB Mike Weber** - Waived

---

**AUGUST 16 - QB Brian Lewerke** - Free Agent Signing; **QB Clayton Thorson** - Waived/Injured; **LB TJ Brunson, DB Joshua Kalu, G Kyle Murphy** - Placed on Reserve/Injured List; **DB Keion Crossen** - Acquired from the Houston Texans for a 2023 sixth-round pick

---

**AUGUST 17 - DB Chris Milton, RB Alfred Morris** - Terminated, Vested Veteran, all contracts; **DB Jarren Williams** - Waived/Injured; **CB Josh Jackson** - Acquired from the Green Bay Packers in exchange for **CB Isaac Yiadom**

---

**AUGUST 21 - DB Jarren Williams** - Waived, Injury Settlement

---

**AUGUST 24 - DB Montre Hartage, TE Cole Hikutini** - Waived/Injured; **TE Rysen John, DB Quincy Wilson** - Placed on Reserve/Injured List; **LS Carson Tinker** - Terminated, Vested Veteran, all contracts

---

**AUGUST 25 - TE Kyle Rudolph** - Activated from Active/Physically Unable to Perform List; **QB Clayton Thorson** - Waived, Injury Settlement

---

**AUGUST 26 - K Ryan Santoso** - Traded to the Carolina Panthers in exchange for a conditional 2022 seventh-round pick

---

**AUGUST 29 - DB Jordyn Peters** - Free Agent Signing

---

**AUGUST 30 - OL Billy Price** - Acquired from the Cincinnati Bengals in exchange for **DL B.J. Hill**

---

**AUGUST 31 - LB Ryan Anderson, RB Corey Clement, OL Jonothan Harrison, DL Willie Henry, LS Casey Kreiter, DL Ifeadi Odenigbo, OL Chad Slade, OL Kenny Wiggins** - Terminated, Vested Veteran, all contracts; **T Jackson Barton, OL Jake Burton, WR Matt Cole, LB Devante Downs, TE Nakia Griffin-Stewart, DB Madre Harper, TE Jake Hausmann, OL Brett Heggie, DB Chris Johnson, LB Niko Lalos, QB Brian Lewerke, DL David Moa, DB Jordyn Peters, RB Sandro Platzgummer, DL Elijah Qualls, WR David Sills V, WR Damion Willis** - Waived, No Recall; **WR Alex Bachman, WR Austin Mack** - Waived/Injured; **OL Ted Larsen** - Placed on Reserve/Injured List; **CB Aaron Robinson** - Placed on Reserve/Physically Unable to Perform List; **G Ben Bredeson**, 2022 fifth-round pick (via Chiefs) and 2023 seventh-round pick - Acquired from the Baltimore Ravens in exchange for a 2022 fourth-round pick

---

**SEPTEMBER 1 - LB Justin Hilliard** - Claimed (off Waivers from SF); **WR Collin Johnson** - Claimed (off Waivers from JAX); **LB Quincy Roche** - Claimed (off Waivers from PIT); **LB Trent Harris, WR Dante Pettis** - Waived, No Recall; **WR C.J. Board** - Terminated, Vested Veteran, all contracts; **WR C.J. Board, LS Casey Kreiter** - Free Agent Signing; **T Jackson Barton, OL Jake Burton, WR Matt Cole, TE Nakia Griffin-Stewart, DL Willie Henry, TE Jake Hausmann, OL Brett Heggie, LB Niko Lalos, DL David Moa, DB Jordyn Peters, RB Sandro Platzgummer, WR David Sills V, OL Keny Wiggins** - Signed to Practice Squad; **WR John Ross III, LB Elerson Smith** - Placed on Reserve/Injured List

---

**SEPTEMBER 2 - WR Alex Bachman, DB Montre Hartage, TE Cole Hikutini** - Waived, Injury Settlement; **LB Trent Harris, QB Brian Lewerke, TE Chris Myarick, WR Dante Pettis, OL Matt Skura, RB Dexter Williams** - Signed to Practice Squad; **OL Jake Burton, TE Nakia Griffin-Stewart, OL Brett Heggie** - Released from Practice Squad

---

**SEPTEMBER 3 - TE Ryan Izzo** - Signed to Practice Squad; **WR Damion Willis** - Released from Practice Squad





## 2021 PLAYER TRANSACTIONS

**SEPTEMBER 7** - **WR C.J. Board** - Terminated, Vested Veteran, all contracts; **WR C.J. Board, OL Korey Cunningham** - Signed to Practice Squad; **LB Todd Davis** - Terminated, Vested Veteran, all contracts from Reserve/Retired List; **WR Austin Mack** - Waived, Injury Settlement; **DB Jordyn Peters, OL Kenny Wiggins** - Released from Practice Squad; **DB Nate Ebner** - Free Agent Signing

---

**SEPTEMBER 9** - **OL Ted Larsen** - Waived, Injury Settlement

---

**SEPTEMBER 11** - **WR C.J. Board** - Activated, from Practice Squad (Standard Elevation)

---

**SEPTEMBER 16** - **G Shane Lemieux** - Placed on Reserve/Injured List; **OL Matt Skura** - Signed to Active Roster from Practice Squad; **WR C.J. Board, TE Chris Myarick** - Activated, from Practice Squad (Standard Elevation)

---

**SEPTEMBER 20** - **OL Cole Banwart** - Signed to Practice Squad

---

**SEPTEMBER 21** - **DB Steven Parker** - Signed to Practice Squad; **TE Ryan Izzo** - Released from Practice Squad; **C Nick Gates** - Placed on Reserve/Injured List; **T Jackson Barton** - Terminated (by Player) from Practice Squad and Signed to Raiders Active Roster

---

**SEPTEMBER 22** - **OL Jonothan Harrison, OL Foster Sarell** - Signed to Practice Squad; **RB Dexter Williams** - Released from Practice Squad

---

**SEPTEMBER 25** - **WR C.J. Board** - Signed to Active Roster from Practice Squad; **OL Jonothan Harrison** - Activated, from Practice Squad (Standard Elevation); **LB Cam Brown** - Placed on Reserve/Injured List

---

**SEPTEMBER 27** - **CB Jarren Williams** - Signed to Practice Squad; **OL Wes Martin** - Signed to Active Roster from Washington Practice Squad

---



## 2021 PLAYERS BY POSITION

**HEAD COACH: JOE JUDGE**

**OFFENSIVE COORDINATOR: JASON GARRETT**

**QUARTERBACKS (2): Jerry Schuplinski**

No	Name	Pos	HT	WT	Exp	College
2	Glennon, Mike	QB	6-7	225	9	N.C. State
8	Jones, Daniel	QB	6-5	230	3	Duke

**RUNNING BACKS (5): Burton Burns**

No	Name	Pos	HT	WT	Exp	College
26	Barkley, Saquon	RB	6-0	232	4	Penn State
28	Booker, Devontae	RB	5-11	219	6	Utah
36	Gillaspie, Cullen	FB	6-2	235	3	Texas A&M
37	Brightwell, Gary	RB	6-1	218	R	Arizona
39	Penny, Eli	FB	6-1	250	5	Idaho

**WIDE RECEIVERS (6): Tyke Tolbert**

No	Name	Pos	HT	WT	Exp	College
3	Shepard, Sterling	WR	5-10	196	6	Oklahoma
15	Johnson, Collin	WR	6-6	220	1	Texas
18	Board, C.J.	WR	6-1	181	3	Chattanooga
19	Golladay, Kenny	WR	6-4	213	5	Northern Illinois
86	Slayton, Darius	WR	6-1	194	3	Auburn
89	Toney, Kadarius	WR	6-0	193	R	Florida

**TIGHT ENDS (3): Derek Dooley**

No	Name	Pos	HT	WT	Exp	College
80	Rudolph, Kyle	TE	6-6	265	11	Notre Dame
82	Smith, Kaden	TE	6-5	249	3	Stanford
88	Engram, Evan	TE	6-3	240	5	Ole Miss

**OFFENSIVE LINE (8): Rob Sale**

No	Name	Pos	HT	WT	Exp	College
63	Martin, Wes	OL	6-3	315	3	Indiana
67	Skura, Matt	OL	6-3	313	5	Duke
68	Bredeson, Ben	G	6-5	315	2	Michigan
69	Price, Billy	OL	6-4	310	4	Ohio State
71	Hernandez, Will	G	6-3	332	4	UTEP
74	Pearl, Matt	T	6-7	318	2	Connecticut
76	Solder, Nate	T	6-9	316	10	Colorado
78	Thomas, Andrew	T	6-5	315	2	Georgia

**ASSISTANT HEAD COACH/DEFENSIVE COORDINATOR: PATRICK GRAHAM**

**DEFENSIVE LINE (5): Sean Spencer**

No	Name	Pos	HT	WT	Exp	College
75	Shelton, Danny	DL	6-2	345	7	Washington
91	Johnson III, Raymond	DL	6-3	270	R	Georgia Southern
97	Lawrence II, Dexter	DL	6-4	342	3	Clemson
98	Johnson, Austin	DL	6-4	314	6	Penn State
99	Williams, Leonard	DL	6-5	302	7	USC

**LINEBACKERS (9): Kevin Sherrer**

No	Name	Pos	HT	WT	Exp	College
46	Hilliard, Justin	LB	6-1	231	R	Ohio State
48	Crowder, Tae	LB	6-1	235	2	Georgia
51	Ojulari, Azeez	LB	6-3	240	R	Georgia
52	Coughlin, Carter	LB	6-3	236	2	Minnesota
53	Ximines, Oshane	LB	6-4	254	3	Old Dominion
54	Martinez, Blake	LB	6-2	237	6	Stanford
55	Ragland, Reggie	LB	6-2	252	6	Alabama
59	Carter, Lorenzo	LB	6-5	255	4	Georgia
95	Roche, Quincy	LB	6-3	245	R	Miami (FL)

**DEFENSIVE BACKS (12): Jerome Henderson**

No	Name	Pos	HT	WT	Exp	College
20	Love, Julian	S	5-11	195	3	Notre Dame
21	Peppers, Jabrill	S	5-11	215	5	Michigan
22	Jackson, Adoree'	CB	5-11	185	5	USC
23	Ryan, Logan	DB	5-11	195	9	Rutgers
24	Bradberry, James	CB	6-1	212	6	Samford
25	Williams, Rodarius	CB	6-0	195	R	Oklahoma State
27	Jackson, Josh	CB	6-0	196	4	Iowa
29	McKinney, Xavier	S	6-0	201	2	Alabama
30	Holmes, Darnay	CB	5-10	195	2	UCLA
31	Crossen, Keion	DB	5-10	185	4	Western Carolina
34	Beal, Sam	CB	6-1	192	3	Western Michigan
43	Ebner, Nate	DB	6-0	215	10	Ohio State


**SPECIAL TEAMS COORDINATOR: THOMAS MCGAUGHEY**

**SPECIALISTS (3)**

No	Name	Pos	HT	WT	Exp	College
5	Gano, Graham	K	6-2	202	12	Florida State
9	Dixon, Riley	P	6-5	226	6	Syracuse
58	Kreiter, Casey	LS	6-1	250	6	Iowa

6-0 | 232  4TH YEAR

HOMETOWN: COPLAY, PA.  
HIGH SCHOOL: WHITEHALL



COLLEGE: PENN STATE (2015-17)



## MOST SINGLE-SEASON RUSHING YARDS BY A ROOKIE IN GIANTS HISTORY

1,307	SAQUON BARKLEY	3,860	JUJU SMITH-SCHUSTER
830	TUFFY LEEMANS	3,753	SAQUON BARKLEY
770	RON DAYNE	3,688	D.J. MOORE
721	ANDRE WILLIAMS	3,157	LAMAR JACKSON
703	EDDIE PRICE	2,834	DAVID MONTGOMERY

## SECOND-YEAR STUD

- In 2019, Barkley became the third player in Giants history to begin a season with two 100-yard rushing games, joining Eddie Price in 1952 and Rob Carpenter in 1983.

- Barkley has exceeded 100 scrimmage yards in 20 of 32 career games, which is tied for the third-highest total in history. His last game with at least 100 scrimmage yards was in Week 17 vs. Philadelphia on Dec. 29, 2019.

## A NEW STANDARD

- Barkley's 3,563 scrimmage yards ranked second and his 2,344 rushing yards ranked third among Giants players in their first three seasons.

- Barkley caught at least one pass in each of his first 30 career games, breaking Ron Johnson's (1970-72) running back record of 26 consecutive games with a catch to start a career in a Giants uniform.

## PERSONAL

- Was born in the Bronx, N.Y.
- Has a daughter, Jada Clare Barkley.
- Son of Alibay Barkley and Tonya Johnson.
- Has two brothers, Rashard Johnson and Ali Barkley, and two sisters, Shaquona and Aliyah Barkley.
- Great uncle is former WBC middleweight champion Iran Barkley.

## AT A GLANCE

**Saquon Barkley** was originally a first-round (second overall) draft choice by the Giants in 2018. Through four seasons, Barkley has started all 34 games in which he played. Totals include 2,478 rushing yards on 536 carries (4.6-yard avg.) and 18 touchdowns, plus 158 receptions for 1,275 yards (8.1-yard avg.) and six scores.

## MOST SCRIMMAGE YARDS AMONG ACTIVE PLAYERS UNDER 25 IN NFL

JUJU SMITH-SCHUSTER	3,860
SAQUON BARKLEY	3,753
D.J. MOORE	3,688
LAMAR JACKSON	3,157
DAVID MONTGOMERY	2,834

## 2021 HIGHLIGHTS

- Started and rushed for 26 yards on 10 attempts to go with one reception for one yard in Week 1 (vs. Denver).
- Started and rushed for 57 yards on 13 attempts to go with two receptions for 12 yards in Week 2 (at Washington).
- Started and rushed for 51 yards and a touchdown on 16 attempts to go with six receptions for 43 yards in Week 3 (vs. Atlanta).

## NFL HONORS AND AWARDS



2018 ROOKIE OF THE YEAR



2018 PRO BOWL

#TOGETHERBLUE

BARKLEY'S CAREER TOTALS

REGULAR SEASON		RUSHING						RECEIVING				
YEAR	GP	GS	ATT	YDS	AVG	LG	TD	NO	YDS	AVG	LG	TD
2018 NYG	16	16	261	1,307	5.0	78†	11	91	721	7.9	57†	4
2019 NYG	13	13	217	1,003	4.6	68†	6	52	438	8.4	65	2
2020 NYG	2	2	19	34	1.8	18	0	6	60	10.0	38	0
2021 NYG	3	3	39	134	3.4	41	1	9	56	6.2	14	0
Totals	34	34	536	2,478	4.6	78†	18	158	1,275	8.1	65	6

**6-1 | 192**  **3RD YEAR**

**HOMETOWN:** GRAND RAPIDS, MICH.  
**HIGH SCHOOL:** OTTAWA HILLS



**COLLEGE:** WESTERN MICHIGAN (2015-17)



### 2021 HIGHLIGHTS

- Inactive in Week 1 (vs. Denver).
- Inactive in Week 2 (at Washington).
- Inactive in Week 3 (vs. Atlanta).

### IN THE COMMUNITY

- Represented the Alzheimer's Association and American Cancer Society during the NFL's Week 14 My Cause My Cleats initiative and serves as an ambassador for the Alzheimer's Association to raise awareness.
- Packed 1,000+ care packages with front office staff, coaches and teammates that were donated to My Sisters' Place, a safe haven for victims of domestic violence and human trafficking.
- Attended the 2019 Giants Draft Party, thanking season ticket holders for their support and celebrating the new draft class.
- Encouraged children attending the free youth dental event known as Team Smile Event at MetLife Stadium.

### AT A GLANCE

Sam Beal was originally a third-round selection by the Giants in the 2018 NFL Supplemental Draft. In 2020, Beal did not play after choosing to opt out of the season. In his first year of NFL action in 2019, Beal played in six games with three starts, totaling 26 tackles (20 solo) and one pass defended.

### COLLEGE CAREER

- Beal played in 37 games with 23 starts in three seasons at Western Michigan.
- Career totals included 96 tackles (68 solo), two interceptions, 21 passes defended and one forced fumble.
- In 2017, Beal started all 11 games in which he played and had 26 tackles (17 solo), a career-high 12 pass breakups and both of his career interceptions.
- His first pick was in the 2017 season opener at USC (9/2), intercepting future Panthers QB Sam Darnold.
- In 2016, he played in 14 games with 12 starts and had a career-high 55 tackles (39 solo), plus eight pass breakups.
- As a freshman in 2015, played in 12 games and had 15 tackles (12 solo) and one pass breakup.

### PERSONAL

- Sports medicine major.
- Played both offense and defense at Ottawa Hills High School, where he scored eight touchdowns and had 29 tackles.
- Placed third in both the 100-meter and 200-meter dashes at the Michigan State Championships in 2013.
- Son of Ayanna and Samuel Beal, Sr.
- Sisters are Chantae and Essence.

**#TOGETHERBLUE**



BEAL'S CAREER TOTALS

YEAR	TACKLES					INTERCEPTIONS			
	GP	GS	T	A	TOT	PD	INTS	YDS	LG
2018 NYG	Injured Reserve								
2019 NYG	6	3	20	6	26	1	0	0	0
2020 NYG	DNP								
2021 NYG	0	0	0	0	0	0	0	0	0
Totals	6	3	20	6	26	1	0	0	0

6-1 | 181

 3RD YEAR

HOMETOWN: CLARKSVILLE, TENN.

HIGH SCHOOL: HERITAGE HALL



COLLEGE: CHATTANOOGA (2012-15)

**2021 HIGHLIGHTS**

- Recorded one reception for six yards and returned two kickoffs for 66 yards in Week 1 (vs. Denver).
- Carried one time for six yards and returned one kickoff for 20 yards in Week 2 (at Washington).
- Caught one pass for 38 yards, returned one kickoff for six yards and made one special teams tackle in Week 3 (vs. Atlanta).

**AT A GLANCE**


C.J. Board was originally signed as a rookie free agent by the Baltimore Ravens on May 5, 2017. He was awarded off waivers to the Giants on Aug. 13, 2020. Board has played in 21 games with four starts for Jacksonville and the Giants, totaling 15 receptions for 176 yards (11.7-yard avg.) with a long catch of 38 yards. He also has six kickoff returns for 146 yards and one punt return for six yards.

**COLLEGE CAREER**

- Made 47 starts at Chattanooga from 2012-15.
- Totaled 146 catches for 2,032 yards and 10 touchdowns.
- As a senior in 2016, set career highs with 46 catches, 725 yards and five touchdowns.
- Finished his career ranked sixth in school history in receptions and fifth in receiving yards.
- Caught a pass in 30 consecutive games, the third-longest streak in program history.

**PERSONAL**

- Attended West Creek (Clarksville, Tenn.) High School, where he was a three sport standout, also earning all-district honors in baseball and basketball.
- As a junior, was a member of the Tennessee Dream Team and Tennessee All-State 5A squad.
- Caught 48 passes for 817 yards and 10 touchdowns.
- Son of Penni and Calvin Board.



## BOARD'S CAREER TOTALS

### REGULAR SEASON

YEAR	GP	GS	NO	YDS	AVG	LG	TD	ATT	YDS	AVG	LG	TD
2019 JAX	4	0	2	31	15.5	23	0	0	0	0.0	0	0
2020 NYG	14	4	11	101	9.2	16	0	1	3	3.0	3	0
2021 NYG	3	0	2	44	22.0	38	0	1	6	6.0	6	0
Totals	21	4	15	176	11.7	38	0	2	9	4.5	6	0

### RETURNS

YEAR	PR	YDS	AVG	LG	TD	KR	YDS	AVG	LG	TD
2020 NYG	1	6	6.0	6	0	2	54	27.0	34	0
2021 NYG	0	0	0	0	0	4	92	23.0	38	0
Totals	1	6	6.0	6	0	6	146	24.3	38	0

Additional statistics: 2021 – 1 special teams tackle.

5-11 | 219  6TH YEAR

HOMETOWN: SACRAMENTO, CALIF.  
HIGH SCHOOL: GRANT UNION HIGH SCHOOL



COLLEGE: UTAH (2014-15)



## 2021 HIGHLIGHTS

- Rushed four times for seven yards and caught one pass for six yards in his Giants debut in Week 1 (vs. Denver).
- Rushed for nine yards on two attempts and had one catch for two yards in Week 2 (at Washington).
- Inactive in Week 3 (vs. Atlanta).



## AT A GLANCE

**Devontae Booker** was originally a fourth-round (136th overall) draft choice by the Denver Broncos in 2016. Signed as a free agent by the Giants on March 17, 2021. Booker played in 61 games (six starts) for the Broncos from 2016-19 and all 16 games for the Raiders in 2020. He has totaled at least 450 scrimmage yards in four of his five NFL seasons.

## MOST GAMES WITH A RECEPTION, AFC RUNNING BACKS

2016-2020

JAMES WHITE	74
DUKE JOHNSON	70
GIOVANI BERNARD	66
JALEN RICHARD	66
MELVIN GORDON	59
DEVONTAE BOOKER	56

## CAREER HIGHLIGHTS

Career totals include 1,542 rushing yards on 388 carries (4.0 avg.), nine rushing touchdowns, 124 receptions for 962 yards (7.8 avg.) and one receiving touchdown.

## PERSONAL

- Received a bachelor's degree in sociology.
- Spent three seasons at American River College from 2011-13.
- Attended Grant Union High School in Sacramento, Calif., where he rushed for 2,884 yards and 45 touchdowns as a senior.
- Selected to Sacramento Bee's all-metro teams in 2008 and '09.
- Helped Grant High to the 2008 CIF State Open Division state title as a junior, when he led the team in rushing yards (1,850) and touchdowns (36).

## BOOKER'S CAREER TOTALS

REGULAR SEASON			RUSHING				RECEIVING					
YEAR	GP	GS	ATT	YDS	AVG	LG	TD	NO	YDS	AVG	LG	TD
2016 DEN	16	6	174	612	3.5	18	4	31	265	8.5	43†	1
2017 DEN	13	0	79	299	3.8	26	1	30	275	9.2	29	0
2018 DEN	16	0	34	183	5.4	26	1	38	275	7.2	30	0
2019 DEN	16	0	2	9	4.5	5	0	6	57	9.5	25	0
2020 LV	16	1	93	423	4.5	43	3	17	84	4.9	17	0
2021 NYG	2	0	6	16	2.7	7	0	2	8	4.0	6	0
<b>Totals</b>	<b>79</b>	<b>7</b>	<b>388</b>	<b>1,542</b>	<b>4.0</b>	<b>43</b>	<b>9</b>	<b>124</b>	<b>964</b>	<b>7.8</b>	<b>43†</b>	<b>1</b>

### KICKOFF RETURNS

YEAR	KR	YDS	AVG	LG	TD
2017 DEN	14	276	19.7	28	0
2018 DEN	10	234	23.4	35	0
2019 DEN	5	112	22.4	32	0
2020 LV	1	4	4.0	4	0
<b>Totals</b>	<b>30</b>	<b>626</b>	<b>20.9</b>	<b>35</b>	<b>0</b>

Additional statistics: 2017 — 2 special teams tackles; 2018 — 3 special teams tackles; 2019 — 1 special teams tackle; 2020 — 2 special teams tackles.



6-1 | 212



6TH YEAR

HOMETOWN: PLEASANT GROVE, ALA.

HIGH SCHOOL: PLEASANT GROVE



COLLEGE: SAMFORD (2012-15)



### 2021 HIGHLIGHTS

- Started and recorded seven tackles (five solo) and one pass defended in Week 1 (vs. Denver).

- Started and totaled seven tackles (six solo), one interception and a pass defended in Week 2 (at Washington).

- Started and registered one tackle and a pass defended in Week 3 (vs. Atlanta).



### AT A GLANCE

**James Bradberry** was originally a second-round (62nd overall) draft choice by the Carolina Panthers in 2016. Signed as a free agent by the Giants on March 26, 2020. Bradberry started every game in which he played in four seasons with Carolina (60 regular season and one postseason). Missed just five games in his career and only two in the four seasons from 2017-20.

### MOST TOTAL TACKLES AMONG CORNERBACKS 2016-2020

JAMES BRADBERRY	332
MALCOLM BUTLER	324
BYRON JONES	298
BRIAN POOLE	294
JALEN RAMSEY	287

### CAREER HIGHLIGHTS

Career totals include 347 tackles (276 solo), 12 interceptions that he returned for 77 yards, 68 passes defended, 3.0 sacks, seven tackles for loss and four forced fumbles.

### MOST PASSES DEFENSED IN NFC 2016-2020

DARIUS SLAY	75
JANDORIS JENKINS	70
JAMES BRADBERRY	65
KYLE FULLER	63

### PERSONAL

- Born Aug. 4, 1993.

- Majored in sports administration.

- In high school, Bradberry was a member of the National Honor Society.

### NFL HONORS AND AWARDS



2020 PRO BOWL

## BRADBERRY'S CAREER TOTALS

REGULAR SEASON					TACKLES				INTERCEPTIONS					
YEAR	GP	GS	T	A	TOT	PD	FF	FR	NO	YDS	AVG	LG	TD	
2016 CAR	13	13	47	12	59	10	0	0	2	21	10.5	16	0	
2017 CAR	16	16	66	19	85	10	1	0	2	3	1.5	3	0	
2018 CAR	16	16	58	12	70	15	1	0	1	29	29.9	29	0	
2019 CAR	15	15	51	14	65	12	0	0	3	0	0.0	0	0	
2020 NYG	15	15	43	10	53	18	2	1	3	19	6.3	19	0	
2021 NYG	3	3	11	4	15	3	0	0	1	5	5.0	5	0	
Totals	78	78	276	71	347	68	4	1	12	77	6.4	29	0	

Additional Statistics: 2017 – 1.0 sack; 2018 – 1.0 sack; 2019 – 1.0 sack.

6-5 | 315  2ND YEARHOMETOWN: HARTLAND, WIS.  
HIGH SCHOOL: ARROWHEAD

COLLEGE: MICHIGAN (2016-19)



## 2021 HIGHLIGHTS

- Took most of the snaps at left guard in his Giants debut in Week 1 (vs. Denver).
- Replaced Nick Gates at left guard in Week 2 (at Washington).
- Made his first career start at left guard in Week 3 (vs. Atlanta).

## AT A GLANCE

Ben Bredeson was originally selected by the Ravens in the fourth round (143rd overall) of the 2020 NFL Draft and was traded to the Giants on August 31, 2021. Appeared in 10 games in 2020, primarily on special teams, in his rookie campaign and occasionally appeared as an extra offensive lineman in jumbo formations.

## COLLEGE CAREER

- Played in 51 career games (46 starts) at left guard as a four-year letterman (2016-19) for the Wolverines.
- Twice voted a team captain by his teammates (2018-19).
- Was named second-team All-American by the Walter Camp Football Foundation (2019), third-team All-American by the AP (2019), first-team All-Big Ten by coaches and media (2019), second-team All-Big Ten by coaches and media (2017-18) and academic All-Big Ten (2017).
- Was a corecipient of the Hugh H. Rader Memorial Award (2019).



## PERSONAL

- Majored in psychology at Michigan.
- Has a photographic memory and challenged himself by taking the ACT exam in sixth grade, when he scored higher than 75 percent of high schoolers who took it that year.
- Enjoyed playing ice hockey and looked up to former NHL players Nicklas Lidstrom and Chris Chelios.
- His father, Mike, built a hockey rink complete with full boards in the Bredeson's backyard.
- His older brother, Jack, spent four years on the Michigan baseball team.
- Father played football at Illinois State.
- Mother, Deb, competes in national retriever field trials, a competition for hunting dogs which measures how well they can retrieve in the field at long distances.

#TOGETHERBLUE

BREDESON'S CAREER TOTALS


REGULAR SEASON

YEAR	GP	GS
2020 BAL	10	0
2021 NYG	3	1
Totals	13	1

6-1 | 218  ROOKIE

HOMETOWN: CHESTER, PA.

HIGH SCHOOL: ST. FRANCES ACADEMY (MD.)



COLLEGE: ARIZONA (2017-20)



## 2021 HIGHLIGHTS

- Recorded one reception for six yards in his NFL debut in Week 1 (vs. Denver).
- Notched one special teams tackle in Week 2 (at Washington).
- Registered his first career carry for four yards and made three special teams tackles in Week 3 (vs. Atlanta).



## AT A GLANCE

Gary Brightwell was originally a sixth-round (196th overall) draft choice by the Giants in 2021. He played in 40 games with seven starts at Arizona. After playing slot receiver as a freshman, Brightwell switched to running back and had 245 carries for 1,305 yards (5.3-yard avg.) and nine touchdowns, while also recording 19 receptions for 121 yards and one score.



## COLLEGE CAREER

- As a senior in 2020, started in all five of Arizona's games and led the Wildcats with 88 carries for 390 yards and one touchdown.
- Named All-Pac-12 honorable mention.
- Eclipsed the 100-yard mark in two of his five games after entering the year with three 100-yard rushing games in 23 career appearances.
- In 2019, played in 11 games with two starts, rushing for 390 yards and five touchdowns on 66 carries (5.9-yard avg.) and caught for passes for 59 yards and one touchdown while also adding 39 yards on three kickoff returns.
- Rushed for a career-high 141 yards on just five carries, including a 94-yard touchdown, vs. Northern Arizona. The 94-yarder was tied for the Wildcats' for the second-longest run in school history.
- In 2018, played in 11 games and finished with career-high totals of 91 carries for 525 yards (team-leading 5.8-yard avg.) and scored three touchdowns.
- In 2017, played in all 13 games, primary as a key contributor on special teams.

## PERSONAL

- Majored in literacy, learning and leadership.
- Began his prep career at St. George's Tech in Delaware, where he rushed for 1,309 yards as a junior.
- Transferred to Baltimore's St. Frances Academy as a senior in 2016 and ran for 1,715 yards and averaged 6.7 yards a carry.
- Served as team captain as a senior, when he was named first-team all-conference and first-team All-State MIAA.
- Son of Gary Brightwell Sr., and Carla Young.

#TOGETHERBLUE



BRIGHTWELL'S CAREER TOTALS

YEAR	GP	GS	ATT	RUSHING				NO	RECEIVING			
				YDS	AVG	LG	TD		YDS	AVG	LG	TD
2021 NYG	3	0	0	0	0	0	0	1	6	6.0	6	0
Totals	3	0	0	0	0	0	0	1	6	6.0	6	0

Additional Statistics: 2021 – 4 special teams tackles.

**6-5 | 255**  **4TH YEAR**

**HOMETOWN: NORCROSS, GA.**  
**HIGH SCHOOL: NORCROSS**



**COLLEGE: GEORGIA (2014-17)**



## 2021 HIGHLIGHTS

- Started and totaled four tackles (one solo) in Week 1 (vs. Denver).

- Started and recorded four tackles (two solo) and one quarterback hit in Week 2 (at Washington).

- Started and notched one solo tackle, one quarterback hit, one tackle for loss and one fumble recovery in Week 3 (vs. Atlanta).

## COLLEGE CAREER

- Played in 54 games with 26 starts at Georgia.

- Career totals included 165 tackles (82 solo), 14.0 sacks, 20.5 tackles for losses, seven forced fumbles, six fumble recoveries (including one he returned for a touchdown) and 54 quarterback pressures.

- Carter's 14.0 sacks tied him with Mo Lewis (1987-90) for 15th place in school history.



## AT A GLANCE

Lorenzo Carter was originally a third-round (66th pick overall) draft choice by the Giants in 2018. In 2019, Carter played in 15 games with 12 starts at weakside linebacker. He posted 45 tackles (25 solo) and his 4.5 sacks tied him for second on the team with fellow linebacker Oshane Ximines. Carter started five games in 2020 before suffering a season-ending injury.

## 2019 SEASON TOTALS

GAMES PLAYED	15
GAMES STARTED	12
SOLO TACKLES	25
ASSISTED TACKLES	20
TOTAL TACKLES	45
SACKS	4.5

## GIANTS SACK LEADERS

2019 NFL SEASON

MARKUS GOLDEN	10.0
LORENZO CARTER	4.5
OSHANE XIMINES	4.5
DALVIN TOMLINSON	3.5
DEXTER LAWRENCE II	2.5

## OFF-THE-FIELD ACTIVITY

- Captain of the Team of Teams group that partnered with United Way of NYC's EducateNYC program throughout the 2020 season to support educational equity in Brownsville, Brooklyn.

- Virtually participated in United Way and Everfi's Character Playbook program with students and discussed the importance of communication and managing emotions.

- Represented United Way during the NFL's Week 13 My Cause My Cleats initiative.

## CARTER'S CAREER TOTALS

### REGULAR SEASON

### TACKLES

YEAR	GP	GS	T	A	TOT	SKS	FF	FR
2018 NYG	15	2	28	11	39	4.0	0	0
2019 NYG	15	12	25	20	45	4.5	1	0
2020 NYG	5	5	11	4	15	1.0	0	0
2021 NYG	3	3	4	5	9	0.0	0	1
<b>Totals</b>	<b>38</b>	<b>22</b>	<b>68</b>	<b>40</b>	<b>108</b>	<b>9.5</b>	<b>1</b>	<b>1</b>

Additional Statistics: 2018 – 2 special teams tackles, 7 tackles for loss, 10 quarterback hits, 4 passes defended; 2019 – 6 tackles for loss, 13 quarterback hits, 5 passes defended; 2020 – 2 tackles for loss, 4 quarterback hits, 1 pass defended; 2021 – 1 tackle for loss, 2 quarterback hits.

6-3 | 236  2ND YEAR

HOMETOWN: EDEN PRAIRIE, MINN.

HIGH SCHOOL: EDEN PRAIRIE



COLLEGE: MINNESOTA (2016-19)



## 2021 HIGHLIGHTS

- Played on defense and special teams in Week 1 (vs. Denver).
- Played on defense and special teams in Week 2 (at Washington).
- Played on defense and special teams and notched two special teams tackles in Week 3 (vs. Atlanta).



## AT A GLANCE

Carter Coughlin was a seventh-round (218 pick overall) draft choice by the Giants in 2020. As a rookie in 2020, Coughlin played in 14 games with two starts, totaling 14 tackles (11 solo), 1.0 sack, two tackles for loss and two quarterback hits along with three special teams tackles (two solo).

## MINNESOTA SACK LEADERS

2019 SEASON

SAM RENNER	5.0
CARTER COUGHLIN	4.5
ANTOINE WINFIELD JR	3.0
BRAELAN OLIVER	3.0
BOYE MAFE	3.0

## MOST TACKLES FOR LOSS

MINNESOTA 2019 SEASON

CARTER COUGHLIN	9.5
SAM RENNER	8.5
ESEZI OTOMEWO	5.0
THOMAS BARBER	5.0
CHRIS WILLIAMSON	4.0

## PERSONAL

- Business and marketing education major.
- Starred at Eden Prairie (Minn.), where he was a three-year starter on the varsity, capturing two state titles and losing only one game over that stretch.
- Played on the defensive line and at line-backer and was a three-year letterwinner for the Eagles, who ranked No. 3 in the state.
- When Coughlin was a senior in 2015, Eden Prairie went 11-1 and won two state titles as part of a 40-game winning streak.
- Named first-team All-state by the AP and played in the U.S. Army All-American Bowl.
- Coughlin's father played defensive tackle for the Gophers from 1986-90 and was a two-year letterwinner.
- His mother played tennis for Minnesota from 1989-92 and was a three-time all-conference selection and two-time team MVP. She is in the top five in program history for singles wins (92) and doubles victories (89).

#TOGETHERBLUE

## COUGHLIN'S CAREER TOTALS

### REGULAR SEASON

### TACKLES

YEAR	GP	GS	T	A	TOT	SKS	FF	FR
2020 NYG	14	2	11	3	14	1.0	0	0
2021 NYG	3	0	0	0	0	0	0	0
<b>Totals</b>	<b>16</b>	<b>2</b>	<b>11</b>	<b>3</b>	<b>14</b>	<b>1.0</b>	<b>0</b>	<b>0</b>

Additional Statistics: 2020 – 2 tackles for loss, 2 quarterback hits, 3 special teams tackles (2 solo); 2021 – 2 special teams tackles.

5-10 | 185  4TH YEARHOMETOWN: GARYSBURG, N.C.  
HIGH SCHOOL: NORTHAMPTON COUNTY

COLLEGE: WESTERN CAROLINA (2014-17)

**2021 HIGHLIGHTS**

- Recorded a special teams tackle in his Giants debut in Week 1 (vs. Denver).
- Recorded a special teams tackle in Week 2 (at Washington).
- Played on special teams in Week 3 (vs. Atlanta).

**AT A GLANCE**

Keion Crossen was originally a seventh-round (243rd overall) draft choice by the New England Patriots in 2018. Crossen was traded to the Texans on Aug. 31, 2019 and then traded to the Giants on Aug. 16, 2021 for a sixth-round draft choice. Crossen has appeared in 46 games (four starts) in his career and totaled 49 tackles (38 solo) and 26 special teams tackles. He recorded at least five special teams tackles in each of his first three seasons.

**COLLEGE**

- Played four seasons (2014-17) at Western Carolina University in Cullowhee, N.C. and appeared in 46 career games (23 starts) for the Catamounts.
- Amassed 165 tackles (106 solo) over his four years with the Catamounts and added one sack, 19 passes defended, three interceptions, one forced fumble and two fumble recoveries.
- Was a two-time SoCon Defensive Player of the Week during his career, earning the honor in both his junior and senior seasons.
- Recorded his single-season career best with 67 tackles including 39 solo stops and two tackles for loss, playing in all 12 games with 11 starts at cornerback as a senior.
- Credited with eight tackles including six solo stops and a tackle for loss in earning Southern Conference Defensive Player of the Week following the home win over Samford (Sept. 23) in his final season.
- Also participated in track & field in the spring semester of his junior year, earning SoCon Track Athlete of the Week on May 4.

**PERSONAL**

- Attended Northampton County (N.C.) High School where he played quarterback and safety, finishing his senior season with 1,752 yards rushing and 20 touchdowns on offense and a team-high seven interceptions on defense.
- Recorded a 419 yard rushing performance with four touchdowns in a win over Granville Central.
- Also ran track as a prep, finishing second in the state at the 1-A level in the 400-meter dash.

#TOGETHERBLUE



## CROSSEN'S CAREER TOTALS

### REGULAR SEASON

REGULAR SEASON				TACKLES						INTERCEPTIONS					
YEAR	GP	GS	T	A	TOT	PD	SKS	FF	FR	NO	YDS	AVG	LG	TD	
2018 NE	11	0	7	0	7	0	0.0	0	0	0	0	0.0	0	0	
2019 HOU	16	0	6	2	8	1	0.0	0	0	0	0	0	0	0	
2020 HOU	16	4	25	9	34	5	0.0	0	0	0	0	0	0	0	
2021 NYG	3	0	0	0	0	0	0	0	0	0	0	0	0	0	
Totals	43	4	38	11	49	6	0.0	0	0	0	0	0.0	0	0	

Additional Statistics: 2018 – 7 special teams tackles; 2019 – 4 special teams tackles; 2020 – 8 special teams tackles; 2021 – 2 special teams tackles.

### POSTSEASON

POSTSEASON	TACKLES								INTERCEPTIONS						
YEAR	GP	GS	T	A	TOT	PD	SKS	FF	FR	NO	YDS	AVG	LG	TD	
2018 NE	3	0	3	0	3	0	0.0	0	0	0	0	0.0	0	0	
2019 HOU	2	0	0	0	0	0	0	0	1	0	0	0	0	0	
Totals	5	0	3	0	3	0	0.0	0	1	0	0	0.0	0	0	

Additional Statistics: 2018 – 1 special teams tackle.

6-1 | 235  2ND YEARHOMETOWN: HAMILTON, GA.  
HIGH SCHOOL: HARRIS COUNTY

COLLEGE: GEORGIA (2015-19)

**2021 HIGHLIGHTS**

- Started and recorded four tackles (two solo) in Week 1 (vs. Denver).
- Started and totaled three tackles (two solo) in Week 2 (at Washington).
- Started and tied his career high with 11 tackles (four solo) while adding one pass defended in Week 3 (v. Atlanta).

**AT A GLANCE**

**Tae Crowder** was originally a seventh-round (255th and final pick overall) draft choice by the Giants in 2020. As a rookie in 2020, Crowder played in 11 games (six starts) and tallied 56 tackles (34 solo), 1.0 sack, three tackles for loss, three quarterback hits, one pass defended and one fumble recovery, which he returned for a touchdown. He began his collegiate career as a running back before moving to linebacker midway through his redshirt freshman season in 2016.

**PERSONAL**

- International affairs major.
- First name is DeQuartavous.
- Georgia Sports Writers Association 2nd-team All-State in Class AAAAA. Named Atlanta Journal Constitution Class AAAAA All-State honorable mention.
- Saw significant playing time at both wide receiver and running back for the Tigers.
- As a senior, helped Harris County finish 9-4, including 6-0 in its region, and advance to the 2nd round of the AAAAA State Playoffs.
- Rushed for 1,665 yards and 27 touchdowns and recorded 204 yards and two touchdowns receiving.
- Three-year member of both the varsity football and basketball teams.
- Averaged 15 points and six rebounds per game as a sophomore.

**IN THE COMMUNITY**

- Partnered with the New York City Police Foundation during the 2020 season to create positive relationships with youth throughout Manhattan through the Team of Teams initiative.
- With fellow Giants rookies on Halloween, invited young patients from Hackensack University Medical Center to virtually meet and play games with the children through the Caribu platform.

#TOGETHERBLUE

## CROWDER'S CAREER TOTALS

REGULAR SEASON		TACKLES						
YEAR	GP	GS	T	A	TOT	SKS	FF	FR
2020 NYG	11	6	34	22	56	1.0	0	1
2021 NYG	3	3	8	10	18	0.0	0	0
<b>Totals</b>	<b>14</b>	<b>9</b>	<b>42</b>	<b>32</b>	<b>74</b>	<b>1.0</b>	<b>0</b>	<b>1</b>

Additional Statistics: 2020 — 3 tackles for loss, 3 quarterback hits, 1 pass defended; 2021 — 1 pass defended.

6-5 | 226  6TH YEAR

HOMETOWN: ONEIDA, N.Y.

HIGH SCHOOL: CHRISTIAN BROTHER ACADEMY



COLLEGE: SYRACUSE (2012-15)

S

## 2021 HIGHLIGHTS

- Punted three times for 162 yards (54.0 avg.) in Week 1 (vs. Denver).
- Punted three times for 123 yards (41.0 avg.) with two punts pinned inside the 20-yard line in Week 2 (at Washington).
- Punted five times for 229 yards (45.8 avg.) with two punts pinned inside the 20-yard line in Week 3 (vs. Atlanta).



## AT A GLANCE

Riley Dixon was originally a seventh-round (228th pick overall) draft choice by the Denver Broncos in 2016. In 2018, Dixon was traded to the Giants for a conditional seventh-round draft choice. Dixon has played in 83 regular season games (32 for Denver and 51 for the Giants) and has 378 career punts for 17,228 yards, a 45.6-yard gross average. Also has a 40.9 net average, 23 touchbacks and has placed 132 kicks inside the 20-yard line. Dixon's longest career punt traveled 71 yards.

## WITH THE GIANTS

Through four seasons with the Giants, Dixon has punted 216 times for a 45.8-yard gross average, pinning opponents inside the 20-yard line on 81 occasions.

## OFF-THE-FIELD ACTIVITY

- Captain of the Team of Teams group that partnered with My Sisters' Place and the Mt. Vernon (N.Y.) High School football team during the 2020 season to promote racial equity in education.
- Represented My Sisters' Place during the NFL's Week 13 My Cause My Cleats NFL initiative.
- Attended the 2019 Giants Draft Party, thanking season ticket holders for their support and celebrating the new Rookie Draft Class.
- Attended the Giants annual Jingle Jam holiday party for 600 New Jersey foster children, who each received winter coats, clothes, athletic equipment and enjoyed a night of dancing and fun activities.
- Packed 1,000+ care packages with front office staff, coaches and teammates that were donated to My Sisters' Place, a safe haven for victims of domestic violence and human trafficking.

## HIGHEST SINGLE-SEASON NET PUNTING AVERAGE

IN GIANTS HISTORY

RILEY DIXON (2019)	42.3
BRAD WING (2016)	40.9
JEFF FEAGLES (2008)	40.2
MIKE HORAN (1993)	39.9
STEVE WEATHERFORD (2012)	39.4

PUNTS INSIDE 20-YARD LINE IN THE NFL  
2020 SEASON

32	MICHAEL DICKSON
31	JAKE BAILEY
28	RILEY DIXON
28	JOHNNY HEKKER
28	PAT O'DONNELL

#TOGETHERBLUE

## DIXON'S CAREER TOTALS

### REGULAR SEASON

### PUNTING

YEAR	GP	NO	YDS	AVG	NET	TB	IN20	LG	BL
2016 DEN	16	89	4,068	45.7	41.3	6	28	68	0
2017 DEN	16	73	3,331	45.6	40.2	3	23	60	2
2018 NYG	16	71	3,226	45.4	41.8	4	20	60	0
2019 NYG	16	69	3,178	46.1	42.3	2	29	62	2
2020 NYG	16	65	2,911	44.8	38.8	2	29	71	1
2021 NYG	3	11	514	46.7	38.7	2	4	61	0
<b>Totals</b>	<b>83</b>	<b>378</b>	<b>17,228</b>	<b>45.6</b>	<b>40.9</b>	<b>23</b>	<b>132</b>	<b>71</b>	<b>5</b>

Additional statistics: 2016 – 3 kickoffs, 1 pass completed for 16 yards; 2017 – 2 kickoffs, 2 special teams tackles; 2018 – 2 special teams tackles; 2019 – 1 kickoff, 1 special teams tackle; 2020 – 1 kickoff, 1 pass attempt (incomplete), 5 special teams tackles.

Single-Game Highs: Punts – 11 (at Jacksonville, 12/4/16); Punt Yards – 506 (at Jacksonville, 12/4/16); Net Punt Yards – 449 (at Jacksonville, 12/4/16); Inside 20 Punts – 5 (at Tampa Bay, 10/2/16).

6-0 | 215  10TH YEAR

HOMETOWN: DUBLIN, OH

HIGH SCHOOL: HILLIARD DAVIDSON



COLLEGE: OHIO STATE (2009-11)



## 2021 HIGHLIGHTS

- Played on special teams in Week 1 (vs. Denver).

- Recorded one special teams tackle in Week 2 (at Washington).

- Inactive in Week 3 (vs. Atlanta).



## AT A GLANCE

Nate Ebner was originally a sixth-round (197th overall) draft choice by the New England Patriots in 2012. He signed as a free agent by the Giants on March 26, 2020. Ebner has played in 113 regular season and 16 postseason games without a start. He has played extensively the previous three seasons on special teams, compiling 97 career special teams tackles. Ebner had more than 10 special teams tackles in six of his eight seasons with a career-high of 19 in 2016. He has also notched seven special teams tackles in the postseason. While with the Patriots, Ebner won all three Super Bowls in which he played — Super Bowls XLIX vs. Seattle, LI vs. Atlanta and LIII vs. the L.A. Rams.

MOST SPECIAL TEAMS TACKLES  
IN THE NFL

2016-2020

JUSTIN BETHEL	63
TYLER MATAKEVICH	62
NATE EBNER	54
NICK OZUBNAR	52
MICHAEL THOMAS	52

## PERSONAL

- Married to Chelsey.
- Majored in exercise science.
- In 2009, was named to the Big Ten all-academic team.
- A standout on the United States U19 and U20 rugby national teams from 2006-08.
- MVP of the Junior Rugby World Cup in 2008 as a member of the U20 team.
- Member of the United States rugby team in the 2016 Summer Olympics.
- Played on the U.S. Olympic Rugby Teams in Rio de Janeiro.
- Did not play football at Hilliard Davidson High.

## ONE OF A KIND

- Nate Ebner became the seventh player in NFL history and first since James Trapp to participate in the Olympics and also win a pro football championship.
- Ebner is the only player to participate in the Olympics and win an NFL championship in the same year.



## EBNER'S CAREER TOTALS

### REGULAR SEASON

YEAR	GP	GS	STT
2012 NE	15	0	13
2013 NE	15	0	9
2014 NE	12	0	8
2015 NE	15	0	13
2016 NE	16	0	19
2017 NE	9	0	8
2018 NE	15	0	13
2019 NE	14	0	8
2020 NYG	16	0	6
2021 NYG	2	0	1
<b>Totals</b>	<b>129</b>	<b>0</b>	<b>98</b>

Additional Statistics: 2012 – 1 defensive solo tackle; 2013 – 1 special teams fumble recovery vs. Denver (11/24); 2014 – 4 defensive solo tackles; 2015 – 2 kickoffs vs. Philadelphia (12/6); 2016 – 1 special teams forced fumble vs. Houston (9/22), special teams fumble recovery vs. Seattle (11/14); 2017 – 1 Rush for 14 yards on fake punt vs. Miami (11/26).

### POSTSEASON

YEAR	GP	GS	STT
2012 NE	2	0	1
2013 NE	2	0	0
2014 NE	3	0	0
2015 NE	2	0	1
2016 NE	3	0	3
2017 NE	Injured Reserved		
2018 NE	3	0	2
2019 NE	1	0	0
<b>Totals</b>	<b>16</b>	<b>0</b>	<b>7</b>

**6-3 | 240**  **5TH YEAR**

**HOMETOWN: POWDER SPRINGS, GA.**

**HIGH SCHOOL: HILLGROVE**



**COLLEGE: OLE MISS (2013-16)**

*Ole Miss*

## MOST RECEPTIONS BY A ROOKIE IN GIANTS HISTORY

91	SAQUON BARKLEY (2018)
91	ODELL BECKHAM JR. (2014)
74	JEREMY SHOCKEY (2002)
65	STERLING SHEPARD (2016)
64	EVAN ENGRAM (2017)

## MOST RECEIVING YARDS BY A ROOKIE IN GIANTS HISTORY

1,305	ODELL BECKHAM JR. (2014)
894	JEREMY SHOCKEY (2002)
795	BOBBY JOHNSON (1984)
790	HAKEEM NICKS (2009)
740	DARIUS SLAYTON (2019)
722	EVAN ENGRAM (2017)

## PERSONAL

- Integrated marketing communications major.
- Attended Hillgrove High School in Powder Springs, Ga.
- Named first team all-state as a senior by the Georgia Sportswriters Association and the Associated Press.
- As a junior, had 18 receptions for 300 yards and four touchdowns, helping Hillgrove go 11-1 and advance to the second-round of the state playoffs.
- Sister, Mackenzie Engram, played basketball at the University of Georgia.

## NFL HONORS AND AWARDS



2020 PRO BOWL

## AT A GLANCE

Evan Engram was originally a first-round (23rd overall) draft choice by the Giants in 2017. He has played in 51 games with 40 starts, and his career totals include 218 receptions for 2,441 yards (11.2-yard avg.), with a long catch of 75 yards, and 13 touchdowns.

## MOST TOUCHDOWN RECEPTIONS BY A ROOKIE IN GIANTS HISTORY

ODELL BECKHAM JR. (2014)	12
BILL SWIACKI (1948)	10
KEN MACAFEE (1954)	8
STERLING SHEPARD (2016)	8
DARIUS SLAYTON (2019)	8
BOBBY JOHNSON (1984)	7
EVAN ENGRAM (2017)	6

## 2021 HIGHLIGHTS

- Inactive in Week 1 (vs. Denver).
- Inactive in Week 2 (at Washington).
- Started and caught two passes for 21 yards in Week 3 (vs. Atlanta).



#TOGETHERBLUE

## ENGRAM'S CAREER TOTALS

### REGULAR SEASON

YEAR	GP	GS	NO	YDS	AVG	LG	TD
2017 NYG	15	11	64	722	11.3	35	6
2018 NYG	11	8	45	577	12.8	54	3
2019 NYG	8	6	44	467	10.6	75†	3
2020 NYG	16	14	63	654	10.4	53	1
2021 NYG	1	1	2	21	10.5	13	0
<b>Totals</b>	<b>51</b>	<b>40</b>	<b>218</b>	<b>2,441</b>	<b>11.2</b>	<b>75†</b>	<b>13</b>

### RECEIVING

Additional statistics: 2017 – 1 rushing attempt for 14 yards, 2 miscellaneous tackles; 2018 – 3 rushing attempts for 36 yards; 2019 – 3 rushing attempts for 7 yards; 2020 – 6 rushing attempts for 26 yards, 1 touchdown on a 3-yard run at Dallas (10/11).

6-2 | 202  12TH YEAR

HOMETOWN: ARBROATH, SCOTLAND

HIGH SCHOOL: J.M. TATE (FLA.)



COLLEGE: FLORIDA STATE (2005-08)



### LONGEST FIELD GOAL

#### NFL HISTORY

66 YDS	JUSTIN TUCKER (2021)
64 YDS	MATT PRATER (2013)
63 YDS	BRETT MAHER (2019)
63 YDS	GRAHAM GANO (2018)
63 YDS	DAVID AKERS (2012)
63 YDS	SEBASTIAN JANIKOWSKI (2011)
63 YDS	JASON ELAM (1998)
63 YDS	TOM DEMPSEY (1970)

### CAREER HIGHLIGHTS

- Gano has played in 153 regular season and seven postseason games.
- Gano set the Giants franchise record for the most consecutive successful field goal attempts when he converted 30 straight in 2020 and he's currently made 37 consecutive field goals.
- He has made 262-of-312 field goal attempts (84.0%) and 330-of-347 extra point tries (95.1%) in the regular season and 12-of-15 field goal attempts (80.0%) and all 18 PATs in the playoffs.
- Has scored 1,116 regular season points and exceeded 100 points in each of the eight seasons in which he played all 16 games.
- Gano has made 27-of-43 career attempts (62.8%) from 50+ yards.
- Gano was a Pro Bowler in 2017, a two-time NFC Special Teams Player of the Month and two-time conference Player of the Week.
- Ranks second to John Kasay in Panthers history with 742 points (165 field goals, 247 PATs).

### AT A GLANCE

**Graham Gano** originally entered the NFL as a rookie free agent with the Baltimore Ravens in 2009. Gano signed with Washington and played three seasons (2009-11) with the team before spending the next seven with Carolina (2012-19). He signed as a free agent with the Giants on Aug. 19, 2020. In 2020, Gano set the franchise record for the most consecutive field goals with 32 from Weeks 2 of the 2020 season through Week 4 of the 2021 season.

### HIGHEST FIELD GOAL PERCENTAGE

#### 2020

MASON CROSBY	100.0
JASON MYERS	100.0
GRAHAM GANO	96.9
CHRIS BOSWELL	95.0
YOUNGHOE KOO	94.9

### 2021 HIGHLIGHTS

- Converted his only PAT in Week 1 (vs. Denver).
- Made all five of his field goal attempts, including two from 50+ yards, and converted both of his PATs in Week 2 (at Washington). It was the first time in his career that he converted on five field goal attempts and was his highest single-game point total (17).
- Made both of his field goal attempts in Week 3 (vs. Atlanta).

### NFL HONORS AND AWARDS



2017 PRO BOWL

#TOGETHERBLUE

## GANO'S CAREER TOTALS

### REGULAR SEASON

YEAR	GP	PAT	ATT	FG	FGA	PCT	LG	PTS
2009 WAS	4	6	7	4	4	100.0	46	18
2010 WAS	16	28	28	24	35	68.6	49	100
2011 WAS	16	25	26	31	41	75.6	59	118
2012 CAR	6	20	21	9	11	81.8	51	47
2013 CAR	16	42	42	24	27	88.9	55	114
2014 CAR	16	34	34	29	35	82.9	53	121
2015 CAR	16	55	59	30	36	83.3	52	146
2016 CAR	16	31	34	30	28	78.9	54	121
2017 CAR	16	34	37	29	30	96.7	48	121
2018 CAR	12	30	33	14	16	87.5	63	72
2019	Did Not Play							
2020 NYG	16	21	23	31	32	96.9	55	114
2021 NYG	3	3	3	7	7	100.0	55	24
<b>Totals</b>	<b>153</b>	<b>330</b>	<b>347</b>	<b>262</b>	<b>312</b>	<b>84.0</b>	<b>63</b>	<b>1,116</b>

### FIELD GOAL ACCURACY

YEAR	1-19	20-29	30-39	40-49	50 +	TOTAL	PCT
2009 WAS	0-0	2-2	0-0	2-2	0-0	4-4	100.0
2010 WAS	1-1	8-10	4-7	11-14	0-3	24-35	68.6
2011 WAS	0-0	14-15	5-9	8-11	4-6	31-41	75.6
2012 CAR	0-0	3-3	3-3	2-3	1-2	9-11	81.8
2013 CAR	0-0	9-9	4-5	5-7	6-6	24-27	88.9
2014 CAR	0-0	7-7	12-13	9-12	1-3	29-35	82.8
2015 CAR	1-1	10-10	4-5	13-16	2-4	30-36	83.3
2016 CAR	0-0	4-4	9-11	14-17	3-6	30-38	83.3
2017 CAR	0-0	8-8	11-11	10-10	0-1	29-30	96.7
2018 CAR	0-0	3-3	4-5	4-4	3-4	14-16	87.5
2020 NYG	0-0	4-4	13-13	9-9	5-6	31-32	96.9
2021 NYG	0-0	2-2	2-2	1-1	2-2	7-7	100.0
<b>Totals</b>	<b>2-2</b>	<b>74-77</b>	<b>71-84</b>	<b>88-106</b>	<b>27-43</b>	<b>262-312</b>	<b>83.9</b>

**TOUCHBACKS**

YEAR	KO'S	TBS	PCT
2009 WAS	16	3	18.8
2010 WAS	71	9	12.7
2011 WAS	70	32	45.7
2012 CAR	35	20	57.1
2013 CAR	79	63	79.7
2014 CAR	79	61	77.2
2015 CAR	102	69	67.6
2016 CAR	85	63	74.1
2017 CAR	82	70	85.4
2018 CAR	61	47	77.0
2020 NYG	70	30	42.9
2021 NYG	14	7	50.0
Totals	764	474	62.0

**POSTSEASON**

YEAR	GP	PAT	ATT	FG	FGA	PCT	LG	PTS
2013 CAR	1	1	1	1	1	100.0	24	4
2014 CAR	2	5	5	3	4	75.0	47	14
2015 CAR	3	10	10	4	5	80.0	48	22
2017 CAR	1	2	2	4	5	80.0	58	14
Totals	7	18	18	12	15	80.0	58	54

**POSTSEASON****FIELD GOAL ACCURACY**

YEAR	1-19	20-29	30-39	40-49	50+	TOTAL	PCT
2013 CAR	0-0	1-1	0-0	0-0	0-0	1-1	100.0
2014 CAR	0-0	0-0	2-2	1-2	0-0	3-4	75.0
2015 CAR	0-0	1-1	1-1	2-3	0-0	4-5	80.0
2017 CAR	0-0	2-3	1-1	0-0	1-1	4-5	80.0
Totals	0-0	4-5	4-4	3-5	1-1	12-15	80.0

**TOUCHBACKS**

YEAR	KO'S	TBS	PCT
2013 CAR	3	3	100.0
2014 CAR	9	5	55.6
2015 CAR	18	11	61.1
2017 CAR	6	6	100.0
Totals	36	25	69.5



6-2 | 235  3RD YEARHOMETOWN: KATY, TEXAS  
HIGH SCHOOL: KATY

COLLEGE: TEXAS A&amp;M (2014-18)



## 2021 HIGHLIGHTS

- Played on special teams in his Giants debut in Week 1 (vs. Denver).
- Played on special teams in Week 2 (at Washington).
- Recorded one special teams tackle in Week 3 (vs. Atlanta).

## PERSONAL

- Played baseball in high school and was an all-district linebacker and return specialist in football.
- Served as student council vice president.

## AT A GLANCE

**Cullen Gillaspia** was originally a seventh-round (220th overall) draft choice by the Houston Texans in 2019. He signed with the Giants on March 16, 2021. Gillaspia has played in 28 games – 26 regular season and two postseason – in three seasons.

## COLLEGE CAREER

- Spent five seasons (2014-18) at Texas A&M, initially joining the team as a walk-on before earning a scholarship in 2016.
- Served as the Aggies' 12th man in every game of the 2016, 2017 and 2018 seasons, a tradition where a walk-on special teams player wears the No. 12 jersey to represent the entire student body, and became the first ever 12th man to be drafted.
- Saw most of his action on special teams, but also played fullback his senior season in 2018.
- Played in 41 games for the Aggies, finished his career with 25 tackles (17 solo), one forced fumble, one fumble recovery and two blocked kicks. Also rushed for 33 yards and one touchdown rushing and caught five passes for 52 yards.
- Added six solo tackles on special teams and received the team's Special Teams Most Impactful Award in the Gator Bowl vs. N.C. State (12/31) when he rushed three times for 20 yards, including a 13-yard touchdown on his final collegiate play, becoming the first 12th man in school history to score a touchdown.
- In 2017, played in 13 games and finished with nine tackles (five solo) and two blocked punts, including one resulting in a safety.
- In 2016, earned a scholarship in fall camp, and led the team with six special teams tackles and was named special teams co-MVP honors.
- Played in all 13 games and had nine total tackles, one forced fumble and one fumble recovery.
- In 2015, played in two games, primarily on special teams.



# GILLASPIA'S CAREER TOTALS

YEAR	GP	GS	ATT	RUSHING				NO	RECEIVING			
				YDS	AVG	LG	TD		YDS	AVG	LG	TD
2019 HOU	16	0	0	0	0	0	0	0	0	0	0	0
2020 HOU	7	0	0	0	0	0	0	1	6	6.0	6	0
2021 NYG	3	0	0	0	0	0	0	0	0	0	0	0
Totals	26	0	0	0	0	0	0	1	6	6.0	6	0

Additional statistics: 2019 – 3 special teams tackles; 2020 - 6 special teams tackles; 2021 - 1 special teams tackle.

# QB MIKE GLENNON 2

6-7 | 225  9TH YEAR

HOMETOWN: CENTREVILLE, VA.

HIGH SCHOOL: WESTFIELD

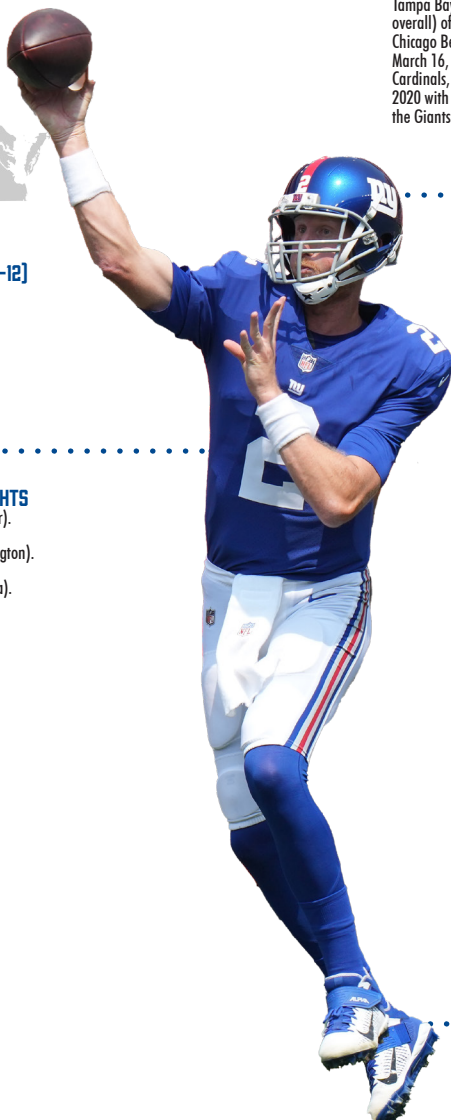


COLLEGE: N.C. STATE (2009-12)



## 2021 HIGHLIGHTS

- Did not play in Week 1 (vs. Denver).
- Did not play in Week 2 (at Washington).
- Did not play in Week 3 (vs. Atlanta).



## AT A GLANCE

**Mike Glennon** was originally drafted by the Tampa Bay Buccaneers in the third-round (73rd overall) of the 2013 NFL Draft. Signed by the Chicago Bears as an unrestricted free agent on March 16, 2018. Spent 2018 with the Arizona Cardinals, 2019 with the Oakland Raiders and 2020 with the Jacksonville Jaguars. Signed by the Giants on March 18, 2021.

## CAREER HIGHLIGHTS

- Veteran quarterback, who has played for Tampa Bay, Chicago, Arizona, Oakland and Jacksonville.
- Career totals include 6,235 yards and 43 touchdowns on 599-of-980 passing (61.1 comp. pct.) for an 83.5 passer rating.
- Notched a career-high 314 passing yards with two touchdowns vs. Baltimore on Oct. 12, 2014.
- Started all 13 games in which he appeared and completed 247-of-416 attempts for 2,608 yards with 19 touchdowns for a 83.9 passer rating as a rookie in 2013.
- Became the first rookie in NFL history to throw for at least one touchdown in each of his first eight career starts and just the fourth rookie in NFL history to post two games with a passer rating of 137.0 or higher.
- Played in 36 games with 26 starts in four seasons at North Carolina State and totaled 7,411 passing yards on 646-of-1,069 attempts and 63 touchdowns.
- Joined Phillip Rivers as the only players in school history to throw for 4,000-plus yards in a single season in 2012.

## PERSONAL

- Attended Westfield High School in Fairfax County, Va.
- Rated the No. 3 quarterback in the nation by Rivals.com and ESPN.com.
- Named 2007 Gatorade Player of the Year in Virginia.
- Brother, Sean, played quarterback at Virginia Tech from 2004-08.

#TOGETHERBLUE

## GLENNON'S CAREER TOTALS

### PASSING

YEAR	GP	GS	ATT	CMP	YDS	PCT	TD	INT	LG	SK/LOST	RATING
2013 TB	13	13	416	247	2,608	59.4	19	9	85f	40/314	83.9
2014 TB	6	5	203	117	1,417	57.6	10	6	41	16/91	83.3
2015 TB	0	0	0	0	0	0.0	0	0	0	0/0	0.0
2016 TB	2	0	11	10	75	90.9	1	0	13	0/0	125.4
2017 CHI	4	4	140	93	833	66.4	4	5	29	8/78	76.9
2018 AZ	2	0	21	15	174	71.4	1	0	26	1/8	112.0
2019 OAK	2	0	10	6	56	60.0	1	0	19	0/0	108.8
2020 JAX	5	5	179	111	1,072	62.0	7	5	46f	9/53	80.1
2021 NYG	0	0	0	0	0	0.0	0	0	0	0/0	0.0
<b>Totals</b>	<b>34</b>	<b>27</b>	<b>980</b>	<b>599</b>	<b>6,235</b>	<b>61.1</b>	<b>43</b>	<b>25</b>	<b>85f</b>	<b>74/544</b>	<b>83.5</b>

### RUSHING

YEAR	ATT	YDS	AVG	LG	TD
2013 TB	27	37	1.4	16	0
2014 TB	10	49	4.9	19	0
2017 CHI	4	4	1.0	2	0
2019 OAK	2	0	0.0	0	0
2020 JAX	6	17	2.8	4	0
2021 NYG	0	0	0	0	0
<b>Totals</b>	<b>49</b>	<b>107</b>	<b>2.2</b>	<b>19</b>	<b>0</b>

**6-4 | 213**  **5TH YEAR****HOMETOWN: CHICAGO, ILL.**  
**HIGH SCHOOL: ST. RITA****COLLEGE: NORTHERN ILLINOIS [2014-16]****NFL FIRST DOWN PERCENTAGE**  
**(MIN. 150 RECEPTIONS)**  
2017-20

79.3%	MIKE EVANS
78.8%	MIKE WILLIAMS
77.8%	ALSHON JEFFERY
77.6%	KENNY GOLLADAY
75.0%	A.J. GREEN

**MOST RECEIVING TOUCHDOWNS**  
2019 SEASON

11	KENNY GOLLADAY
10	MARK ANDREWS
10	COOPER KUPP
9	FIVE PLAYERS

**PERSONAL**

- General studies major.
- Attended St. Rita High School in Chicago.
- As a senior in 2011, selected first-team Blue Division All-Catholic League honors after catching 44 passes for 640 yards and nine touchdowns.
- Led team to the Class 7A state semifinals and a 10-3 record.
- Received no Division I offers before beginning his collegiate career at North Dakota.
- After a coaching change in his sophomore season, Golladay, with the assistance of his high school coach, created and sent out his own highlight tape to coaches, eventually landing at Northern Illinois.
- Son of Kenneth Golladay and Stacy Wright.

**AT A GLANCE**

**Kenny Golladay** was originally a third-round (96th pick overall) draft choice by the Lions in 2017. Golladay signed with the Giants on March 21, 2021. He has played in 50 games with 42 starts, and his career totals include 194 receptions for 3,234 yards (16.7-yard avg.), with a long catch of 75 yards and 21 touchdowns. Golladay earned Pro Bowl honors in 2019 when he recorded a career-high 1,190 receiving yards and an NFL-leading 11 receiving touchdowns.

**NFL YARDS PER RECEPTION LEADERS**  
**(MIN. 150 CATCHES)**  
2017-20

KENNY GOLLADAY	16.8
MIKE WILLIAMS	16.7
MIKE EVANS	15.9
TYREEK HILL	15.6
MICHAEL GALLUP	15.6

**2021 HIGHLIGHTS**

- Started and caught four passes for 64 yards in his Giants debut in Week 1 (vs. Denver).
- Started and caught three passes for 38 yards in Week 2 (at Washington).
- Started and caught four passes for 64 yards in Week 3 (vs. Atlanta).

**NFL HONORS AND AWARDS****2019 PRO BOWL**

## GOLLADAY'S CAREER TOTALS

### REGULAR SEASON

### RECEIVING

YEAR	GP	GS	NO	YDS	AVG	LG	TD
2017 DET	11	5	28	477	17.0	54†	3
2018 DET	15	13	70	1,063	15.2	60	5
2019 DET	16	16	65	1,190	18.3	75†	11
2020 DET	5	5	20	338	16.9	48	2
2021 NYG	3	3	11	166	15.1	19	0
<b>Totals</b>	<b>50</b>	<b>42</b>	<b>194</b>	<b>3,234</b>	<b>16.7</b>	<b>75†</b>	<b>21</b>

Additional Statistics: 2017 – one rushing attempt for 9 yards; 2018 – one rushing attempt for 8 yards.



6-3 | 332  4TH YEAR

HOMETOWN: LAS VEGAS, NEV.

HIGH SCHOOL: CHAPARRAL



COLLEGE: UTEP (2014-17)



## 2021 HIGHLIGHTS

- Started at right guard in Week 1 (vs. Denver).
- Started at right guard in Week 2 (at Washington).
- Started at right guard in Week 3 (vs. Atlanta).



## AT A GLANCE

**Will Hernandez** was originally a second-round (34th overall) draft choice by the Giants in 2018. Since his debut in 2018, Hernandez has played in 48 games with 42 starts.

## OFF-THE-FIELD ACTIVITY

- Partnered with the mayor's office of East Orange, N.J. during the 2020 season to support the public schools and families in need through the Team of Teams initiative.
- Surprised students from KIPP during their algebra class on Zoom.
- Represents the El Paso Victim's Education Fund, which supports his alma mater University of Texas at El Paso, during the NFL's annual My Cause My Cleats NFL initiative.
- Attended the 2019 Giants Draft Party, thanking season ticket holders for their support and celebrating the new Rookie Draft Class.
- Attended the Giants annual Jingle Jam holiday party for 600 New Jersey foster children in 2019, who each received winter coats, clothes, athletic equipment and enjoyed a night of dancing and fun activities.
- As a rookie, served lunch at Eva's Village in Paterson, N.J. with fellow rookie teammates as well as set up and cleaned up afterwards.
- Packed 1,000+ care packages with front office staff, coaches and teammates that were donated to My Sisters' Place, a safe haven for victims of domestic violence and human trafficking.
- Hosted a holiday party for youth members of YCS at the Quest Diagnostics Training Center.
- Attended the Make A Wish Castle to announce the 2019 draft choices.

# HERNANDEZ'S CAREER TOTALS

## REGULAR SEASON

YEAR	GP	GS
2018 NYG	16	16
2019 NYG	16	16
2020 NYG	13	7
2021 NYG	3	3
Totals	48	42

6-1 | 231  ROOKIEHOMETOWN: CINCINNATI, OHIO  
HIGH SCHOOL: ST. XAVIER

COLLEGE: OHIO STATE (2015-20)



## 2021 HIGHLIGHTS

- Inactive in Week 1 (vs. Denver).
- Inactive in Week 2 (at Washington).
- Inactive in Week 3 (vs. Atlanta).

## PERSONAL

- Graduated with his degree in marketing.
- Earned his master's degree this past year in consumer sciences.
- Traveled to Costa Rica in 2018 on a community service initiative and also interned with the WWE.
- Rated as the No. 1 outside linebacker by ESPN and No. 2 by 247Sports, and the No. 1 inside linebacker by Rivals.
- Is the son of Diane and Carl Hilliard.
- Older brother, C.J., was a running back for Ohio University.

## AT A GLANCE

Justin Hilliard originally signed with the San Francisco 49ers as an undrafted free agent in 2021. He appeared in 50 games (seven starts) during his six years at Ohio State and registered 84 tackles, nine tackles for loss, three fumble recoveries, two interceptions and one forced fumble. In 2020, Hilliard started four of the six games he played, recording 33 tackles, five tackles for loss, three fumble recoveries, one forced fumble and one interception.

## COLLEGE CAREER

- Recorded 84 career tackles and 9.0 tackles for loss.
- Named a 2020 team captain and played in six games, recording 33 tackles (20 solo), 5.0 tackles for loss, one forced fumble, two pass breakups and one interception.
- Played in 12 games in 2019 and finished with 13 tackles (seven solo), 3.0 tackles for loss, one pass defended and one interception.
- The 2018 campaign saw him play in 13 of 14 games while making 20 tackles (14 solo), 1.0 tackle for loss and forcing two pass breakups for an Ohio State team that won the Rose Bowl.
- Played in 14 games in 2017 and registered 14 tackles (10 solo).
- In 2016, finished with four tackles (two solo) in three games played.



# HILLIARD'S CAREER TOTALS

REGULAR SEASON			TACKLES					INTERCEPTIONS				
YEAR	GP	T	A	TOT	SKS	FF	FR	NO	YDS	AVG	LG	TD
2021 NYG	0	0	0	0	0.0	0	0	0	0	0.0	0	0
Totals	0	0	0	0	0.0	0	0	0	0	0.0	0	0

**5-10 | 195**  **2ND YEAR**

**HOMETOWN: PASADENA, CALIF.**

**HIGH SCHOOL: CALABASAS**



**COLLEGE: UCLA (2017-19)**

**Ucla**

### 2021 HIGHLIGHTS

- Recorded three tackles (one solo), one pass defended and one quarterback hit in Week 1 (vs. Denver).
- Started at cornerback and totaled six tackles (five solo) in Week 2 (at Washington).
- Played on defense and special teams in Week 3 (vs. Atlanta).



### AT A GLANCE

**Darnay Holmes** was originally a fourth-round (110th pick overall) draft choice by the Giants in 2020. Holmes saw action in 12 games (five starts) as a rookie and totaled 30 tackles (23 solo), five passes defended, one interception, two quarterback hits, one fumble recovery and 0.5 sack. At UCLA, he played in 35 games with 33 starts, where his career totals included 121 tackles (89 solo), eight interceptions and 28 passes defended.

### PERSONAL

- Earned a bachelor's degree in African-American studies in three years.
- Assisted in the creation of the Pasadena Giants Youth Football and Cheer program in his hometown of Pasadena, Calif. to help prepare children for the future and promote their love of the game.
- Started his prep career at Oaks Christian before transferring to Newbury Park High School for his sophomore season, playing with his older brother (Darick Jr.) and catching 87 passes for 1,349 yards and 15 touchdowns.
- Transferred to Calabasas (Calif.) High School for his junior and senior seasons, leading the program to back-to-back section titles for the first time in school history.
- Invited to the U.S. Army All-America Bowl Game.
- Father, Darick Holmes, was an NFL running back from 1995-99 and rushed for 1,769 yards and 11 touchdowns for Buffalo, Green Bay and Indianapolis.
- Brother played wide receiver at Arizona from 2015-18.
- Also has an older sister, Derica.
- Earned a spot on the athletic director's Academic Honor Roll in Spring 2018 and Fall 2018.

### MOST INTERCEPTIONS AT UCLA

2019 SEASON

DARNAY HOLMES	2
KRYS BARNES	1
JAY SHAW	1
JOSH WOOD	1

## HOLMES' CAREER TOTALS

REGULAR SEASON				TACKLES						INTERCEPTIONS				
YEAR	GP	GS	T	A	TOT	PD	FF	FR	NO	YDS	AVG	LG	TD	
2020 NYG	12	5	23	7	30	5	0	1	1	0	0.0	0	0	
2021 NYG	3	1	6	3	9	1	0	0	0	0	0.0	0	0	
Totals	15	6	29	10	39	6	0	1	1	0	0.0	0	0	

Additional Statistics: 2020 — 0.5 sack, 2 quarterback hits; 2021 — 1 quarterback hit.



**5-11 | 185**  **5TH YEAR**

**HOMETOWN: BELLEVILLE, ILL.**  
**HIGH SCHOOL: SERRA (CALIF.)**



**COLLEGE: USC (2014-16)**



## CAREER HIGHLIGHTS

- In four seasons with the Titans, Jackson played in 46 regular season games with 41 starts and he started all six postseason games in which he played.

- Totaled 199 tackles (175 solo), two interceptions, 33 passes defended, six tackles for loss, three forced fumbles and two fumble recoveries in the regular season with Tennessee. Also averaged 22.3 yards on 27 kickoff returns and 8.8 yards on 53 punt returns. In the postseason, he had 24 tackles (22 solo) and five passes defended.

- In 2020, played in the final three regular season games, starting two and missed the first 13 games with a knee injury he suffered in training camp.

- In 2019, played in 11 regular-season games (10 starts) and started all three postseason games. Posted 40 tackles (36 solo), two stops for loss and seven passes defended.

- Recorded a career-high 12 tackles (10 solo), including one for loss and one pass defended in Week 12 (at Jacksonville).

- In 2018, played in all 16 games (13 starts) and ranked third on the team with two interceptions and second with 11 passes defended. Tallied 69 tackles (62 solo), including three stops for loss and averaged 9.3 yards on 16 punt returns.

- As a rookie in 2017, started all 16 regular season games and both of the Titans' postseason contests at cornerback. Led the team with a career-high 23 passes defended. Registered 67 tackles (58 solo), four stops for loss and three forced fumbles. Returned 34 punts for an 8.5-yard average and 25 kickoffs for a 23.1-yard average.



## AT A GLANCE

Adoree' Jackson was originally a first-round (18th overall) draft choice by the Tennessee Titans in 2017. Released by Tennessee on March 16, 2021 and signed as a free agent by the Giants on March 23, 2021. Has appeared in 49 games (44 starts) in his career and has accumulated 213 total tackles (186 solo), two interceptions and 35 passes defended.

## MOST PASSES DEFENDED BY ROOKIES 2017 SEASON

MARSHON LATTIMORE	18
TRE'DAVIOUS WHITE	18
ADOREE' JACKSON	17
SHAQUILL GRIFFIN	15

## 2021 HIGHLIGHTS

- Started and notched five tackles (three solo) in his Giants debut in Week 1 (vs. Denver).

- Started and had five tackles (four solo) and two passes defended in Week 2 (at Washington).

- Started and recorded four solo tackles in Week 3 (vs. Atlanta).

## PERSONAL

- Majored in communications with a real estate minor.

- Jackson was a long jumper and sprinter on USC's track team in the springs of 2015 and 2016, winning the Pac-12 outdoor long jump title both years (and placing 2nd in the Pac-12 100 meters in 2016) and earning All-America status both years after twice placing fifth in the NCAA long jump.

- Lists his parents, Chris and Vianca Jackson, as the people that inspire him the most.

## JACKSON'S CAREER TOTALS

REGULAR SEASON					TACKLES				INTERCEPTIONS				
YEAR	GP	GS	T	A	TOT	PD	FF	FR	NO	YDS	AVG	LG	TD
2017 TEN	16	16	61	9	70	17	3	0	0	0	0.0	0	0
2018 TEN	16	13	66	6	72	10	0	2	2	7	3.5	7	0
2019 TEN	11	10	39	6	45	6	0	0	0	0	0.0	0	0
2020 TEN	3	2	9	3	12	0	0	0	0	0	0.0	0	0
2021 NYG	3	3	11	3	14	2	0	0	0	0	0.0	0	0
Totals	49	44	186	27	213	35	3	2	2	7	3.5	7	0

Additional Statistics: 2017 – one tackle for loss; 2018 – two tackles for loss; 2019 – three tackles for loss.

6-0 | 196  4TH YEAR

HOMETOWN: CORINTH, TEXAS  
HIGH SCHOOL: LAKE DALLAS



COLLEGE: IOWA (2014-17)



## CAREER HIGHLIGHTS

- In 2020, saw action in 12 games (five starts), recording 24 tackles (21 solo), a tackle for a loss and two passes defended while also posting two special teams tackles.
- Appeared in all 65 defensive snaps and finished tied for second on the team with six tackles (five solo) in Week 6 (at Tampa Bay).
- Played in 14 regular season games in 2019, posting four tackles (two solo) on defense and five tackles on special teams while also appearing in the NFC Championship Game and registering a tackle on special teams.
- Was one-of-four rookie cornerbacks in the NFL to play all 16 regular season games in 2018. His 10 starts were the sixth most among NFL rookie cornerbacks in 2018.
- Started 10 games as a rookie and posted 59 tackles (37 solo), a tackle for a loss and 13 passes defended, which were second on the team. Added four tackles on special teams and a recovery of a blocked punt for a touchdown.
- Became the first Green Bay rookie cornerback to start in Week 1 since Sam Shields in 2010.
- Posted a career-high eight tackles (five solo) and notched a pass defense in Week 12 of 2018 (at Minnesota).
- Was a consensus first-team All-American selection in 2017 as well as first-team All-Big Ten by the league's coaches and media after leading the nation and tying the single-season school record with eight interceptions.



## AT A GLANCE

Josh Jackson was originally a second-round (45th overall) draft choice by the Green Bay Packers in 2018. Jackson was traded to the Giants on Aug. 17, 2021 in exchange for CB Isaac Yiadom. He has appeared in 42 games (15 starts) notching 75 total tackles (62 solo) and 12 passes defended.

## MOST PASSES DEFENSED BY ROOKIE CORNERBACKS

2018 SEASON

JAIRE ALEXANDER	11
DENZEL WARD	11
JOSH JACKSON	10
DONTE JACKSON	9
HOLTON HILL	7
ISAIAH OLIVER	7

## 2021 HIGHLIGHTS

- Inactive in Week 1 (vs. Denver).
- Inactive in Week 2 (at Washington).
- Inactive in Week 3 (vs. Atlanta).

## PERSONAL

- Majored in sports management.
- Nicknames include "Scoota," "Jacko" and "Rando".
- Father, Paul, was a pitcher and attended spring training with the Los Angeles Dodgers. His dad's cousin, Rodney Milburn, won the gold medal in the 110-meter hurdles in the 1972 Olympics. His sister, Sophia, ran track at Drake University.
- Along with football, lettered four times in basketball and three times in track and field at Lake Dallas High School in Corinth, Texas.
- Recorded 24 receptions for 485 yards (20.2 avg.) and nine TDs as a senior, helping his team reach the second-round of the state playoffs as a junior. Qualified for the state track meet in the triple jump as a junior.

## JACKSON'S CAREER TOTALS

### REGULAR SEASON

REGULAR SEASON				TACKLES						INTERCEPTIONS					
YEAR	GP	GS	T	A	TOT	PD	SKS	FF	FR	NO	YDS	AVG	LG	TD	
2018 GB	16	10	35	10	45	10	0.0	0	1	0	0	0.0	0	0	
2019 GB	14	0	6	0	0	0	0.0	0	0	0	0	0	0	0	
2020 GB	12	5	21	3	24	2	0.0	0	0	0	0	0	0	0	
2021 NYG	0	0	0	0	0	0	0.0	0	0	0	0	0.0	0	0	
Totals	42	15	62	13	75	12	0.0	0	1	0	0	0.0	0	0	

Additional Statistics: 2018 – one tackle for loss; 2020 – one tackles for loss.

### POSTSEASON

POSTSEASON	TACKLES								INTERCEPTIONS					
YEAR	GP	GS	T	A	TOT	PD	SKS	FF	FR	NO	YDS	AVG	LG	TD
2019 TEN	1	0	0	0	0	0	0.0	0	0	0	0	0.0	0	0
Totals	1	0	0	0	0	0	0.0	0	0	0	0	0.0	0	0

6-4 | 314  6TH YEAR

HOMETOWN: GALLOWAY, N.J.

HIGH SCHOOL: ST. AUGUSTINE PREP



COLLEGE: PENN STATE (2012-15)

**2021 HIGHLIGHTS**

- Started on the defensive line and recorded five tackles (two solo), 1.0 sack, one hit on the quarterback and one tackle for loss in Week 1 (vs. Denver).
- Started on the defensive line and notched four tackles (three solo) in Week 2 (at Washington).
- Started on the defensive line and totaled five tackles (three solo), 1.0 sack, one quarterback hit and one tackle for loss in Week 3 (vs. Atlanta).

**AT A GLANCE**

Austin Johnson was originally a second-round (43rd overall) draft choice by the Tennessee Titans in 2016. Signed as a free agent by the Giants on March 30, 2020. Has played in every game since 2017, making 16 starts. Saw action in every game in his first season with the Giants and notched 18 tackles (eight solo), 1.0 sack, two tackles for loss, one forced fumble, one quarterback hit and one pass defended. Career regular season statistics include 114 tackles (61 solo), 5.5 sacks and six passes defended.

**COLLEGE CAREER**

- In three seasons at Penn State, Johnson played in 38 games with 28 starts, including starts in all 26 games his final two seasons. Totaled 154 tackles, 8.5 sacks, 24 tackles for loss, eight passes defended, one forced fumble and four fumble recoveries, including one for a touchdown.
- As a junior in 2015, started all 13 games and was named second-team All-Big Ten by the media and third-team by the coaches.
- Ranked second on the team with 15.0 tackles for loss and 6.5 sacks and second among FBS defensive linemen with 78 tackles, the most by a Penn State defensive lineman since Jimmy Kennedy (87) in 2002.
- In 2014, started all 13 games and finished fifth on the team with 49 tackles.

**PERSONAL**

- Married (Danika, former MVP of the Legends Football League and general manager of the Nashville Knights, a women's team). They have a daughter, Kailaya.
- Graduated in December 2015 with a degree in journalism.
- Was also all-state basketball player and was named Cape-Atlantic Player of the Year as a senior. Guided the Hermits to the NJSIAA Non-Public Group A state Championship in his junior season.

#TOGETHERBLUE

## JOHNSON'S CAREER TOTALS

### TACKLES

YEAR	GP	GS	T	A	TOT	SKS	FF	FR
2016 TEN	10	0	7	7	14	0.5	0	0
2017 TEN	16	3	14	9	23	1.0	0	0
2018 TEN	16	9	13	9	22	1.0	0	0
2019 TEN	16	1	11	12	23	0.0	0	0
2020 NYG	16	0	8	10	18	1.0	1	0
2021 NYG	3	3	8	6	14	2.0	0	0
<b>Totals</b>	<b>77</b>	<b>16</b>	<b>61</b>	<b>53</b>	<b>114</b>	<b>5.5</b>	<b>1</b>	<b>0</b>

Additional Statistics: 2016 – 1 tackle for loss, 1 pass defended; 2017 – 2 tackles for loss, 2 passes defended; 2018 – 1 tackle for loss, 2 passes defended; 2019 – 1 tackle for loss, 1 pass defended; 2020 – 2 tackles for loss, 1 quarterback hit, one pass defended; 2021 – 2 tackles for loss, 2 quarterback hits.

### POSTSEASON

YEAR	GP	GS	T	A	TOT	SKS	FF	FR
2017 TEN	2	1	2	2	4	0.0	0	0
2019 TEN	3	0	1	0	1	0.0	0	0
<b>Totals</b>	<b>5</b>	<b>1</b>	<b>3</b>	<b>2</b>	<b>5</b>	<b>0.0</b>	<b>0</b>	<b>0</b>

Additional statistics: 2019 – 1 tackle for loss.

6-6 | 220  2ND YEAR

HOMETOWN: LOS ANGELES, CALIF.

HIGH SCHOOL: VALLEY CHRISTIAN



COLLEGE: TEXAS (2017-19)



## COLLEGE CAREER

- Played in 45 games and made 29 starts, finishing his career with 188 receptions (sixth-most in school history) for 2,624 yards (fifth-most in school history) and 15 touchdowns.

- Made at least two catches in 40 of the 45 games he played in during his career, the second-most among active Power Five receivers during that span.

## PERSONAL

- Set high school career records with 1,176 yards and 17 touchdowns.

- Got engaged to his fiancé, Sara, in June 2020.

- Johnson's father, Johnnie, was a two-time consensus First-team All-American (1978-79) with the Longhorns and was a first-round choice by the Los Angeles Rams.

- Johnnie played with his brother, Bobby (1978-81), who was also a defensive back at Texas.

- Similar to his father, Collin played at Texas with his brother, Kirk, who played in 21 career games with the Longhorns and rushed 12 times for 59 yards.

- Adopted a dalmation named Molly in September of 2019.

## AT A GLANCE

Collin Johnson was originally drafted by Jacksonville in the fifth-round (165th overall) of the 2020 NFL Draft. He finished the 2020 season with 18 receptions for 272 yards and two touchdowns. Johnson was claimed off of waivers by the Giants on September 1, 2021.

## 2021 HIGHLIGHTS

- Inactive in Week 1 (vs. Denver).

- Inactive in Week 2 (at Washington).

- Made his Giants debut and caught five passes for 51 yards, and played on special teams in Week 3 (vs. Atlanta).





JOHNSON'S CAREER TOTALS

REGULAR SEASON

RECEIVING

YEAR	GP	GS	NO	YDS	AVG	LG	TD
2020 JAX	14	0	18	272	15.1	46†	2
2021 NYG	1	0	5	51	10.2	16	0
Totals	15	0	23	323	14.0	46†	2

**6-3 | 270**  **ROOKIE****HOMETOWN: SUMTER, S.C.**  
**HIGH SCHOOL: SUMTER****COLLEGE: GEORGIA SOUTHERN (2017-19)****2021 HIGHLIGHTS**

- Made his NFL debut on defense in Week 1 (vs. Denver).
- Saw action on defense in Week 2 (at Washington).
- Played on defense in Week 3 (vs. Atlanta).

**AT A GLANCE**

Raymond Johnson III originally signed as a rookie free agent with the Giants on May 13, 2021. He played in 50 games with 47 starts while at Georgia Southern, totaling 15 tackles (76 solo), 36.0 tackles for loss, 16.5 sacks, five pass breakups, two forced fumbles and six fumble recoveries.

**COLLEGE CAREER**

- As a senior in 2020, started in 13 games and was selected first-team All-Sun Belt Conference, posting 38 tackles (18 solo), including a career-high 14.5 tackles for loss and 5.0 sacks, along with a school-record 15 quarterback hurries.
- In 2019, started 12 games and was named first-team All-Sun Belt, tallying 33 tackles (16 solo), including 7.0 for loss and 3.0 sacks.
- In 2018, started all 13 games and was chosen Second-team All-Sun Belt, recording a career-high 43 tackles (18 solo), including a team-high 8.0 for loss and 4.5 sacks while leading the team with three fumble recoveries.
- In 2017, played in all 12 games with starts in the final nine contests. Was an honorable mention All-Sun Belt selection, posting 36 tackles (24 solo), including 6.5 for loss and 4.0 sacks.

**PERSONAL**

- All-state selection and named defensive line-man of the year three times in high school.
- Selected for the North-South All-Star Game.
- Also played basketball for two seasons.

JOHNSON'S CAREER TOTALS

REGULAR SEASON

TACKLES

YEAR	GP	GS	T	A	TOT	SKS	FF	FR
2021 NYG	3	0	0	0	0	0	0	0
Totals	3	0	0	0	0	0	0	0

# QB DANIEL JONES 8

6-5 | 220  3RD YEAR

HOMETOWN: CHARLOTTE, N.C.

HIGH SCHOOL: LATIN



COLLEGE: DUKE (2015-18)



## 2021 HIGHLIGHTS

- Completed 22 of 37 passes for 267 yards, one touchdown and a 90.7 passer rating, to go with 27 rushing yards and one touchdown on six carries in Week 1 (vs. Denver).
- Completed 22 of 37 passes for 249 yards, one touchdown and a 102.2 passer rating, to go with 95 rushing yards and one touchdown on nine carries in Week 2 (at Washington). His 95 rushing yards were the most in a single game by a quarterback in franchise history.
- Completed 24 of 35 passes for 266 yards and a 90.9 passer rating, to go with 39 rushing yards on eight carries in Week 3 (vs. Atlanta).



## AT A GLANCE

Daniel Jones was originally a first-round (sixth overall) draft choice by the Giants in 2019. Through three seasons, Jones has played in 30 games (29 starts) and totaled 1,011 attempts, 632 completions (62.5 percent) for 6,752 yards, 37 touchdowns and 22 interceptions for a passer rating of 85.1 percent. The passes, completions and yardage totals are the most in franchise history through 30 games for a player who began his career with the Giants. With his start at Tampa Bay on Sept. 22, 2019, Jones became the 14th quarterback since the 1970 merger to start his first NFL game in a Giants uniform.

## A NEW STANDARD

- In 2020, Jones started all 14 games in which he played. He completed 280 of 448 passes (62.5%) for 2,943 yards, 11 touchdowns and 10 interceptions for a passer rating of 80.4. Jones finished second on the Giants with 423 rushing yards on 65 carries (6.5-yard avg.) and one touchdown.
- In 2019, Jones set Giants rookie records for passing attempts (412), completions (256), yards (2,726) and touchdowns (23). He also threw a touchdown in each of his first 13 career starts, the fourth-longest streak among quarterbacks who started their careers since the 1970 merger.
- He became the first rookie in NFL history to record multiple games with at least 300 passing yards and four touchdown passes. Jones did so three times, including a five-passing touchdown game in Week 16 (at Washington).

## MOST PASSING YARDS IN FIRST TWO SEASONS

### GIANTS HISTORY

DANIEL JONES	5,970
ELI MANNING	4,805
CHARLIE CONERLY	4,313
PHIL SIMMS	4,064
JOE PISARCIK	3,442

## PERSONAL

- Graduated from Duke in December 2018 with a degree in economics.
- Son of Becca and Steve Jones.
- Sister, Becca, lettered four seasons (2013-16) in field hockey at Davidson College.
- Brother, Bates, is a member of the basketball program at Duke after playing four seasons at Davidson.
- Sister, Ruthie, plays soccer at Duke.
- Earned three letters in basketball, serving as a team co-captain during his senior season of high school.

#TOGETHERBLUE

## JONES' CAREER TOTALS

### PASSING

YEAR	GP	GS	ATT	CMP	YDS	PCT	TD	INT	LG	SK/LOST	RATING
2019 NYG	13	12	459	284	3,027	61.9	24	12	75†	38/295	87.7
2020 NYG	14	14	448	280	2,943	62.5	11	10	53	45/286	80.4
2021 NYG	3	3	104	68	782	65.4	2	0	42	8/54	94.3
<b>Totals</b>	<b>30</b>	<b>29</b>	<b>1,011</b>	<b>632</b>	<b>6,752</b>	<b>62.5</b>	<b>37</b>	<b>22</b>	<b>75†</b>	<b>91/635</b>	<b>85.1</b>

### RUSHING

YEAR	ATT	YDS	AVG	LG	TD
2019 NYG	45	279	6.2	26	2
2020 NYG	65	423	6.5	80	1
2021 NYG	23	161	7.0	46	2
<b>Totals</b>	<b>133</b>	<b>863</b>	<b>6.5</b>	<b>80</b>	<b>5</b>

## JONES' 2021 GAME-BY-GAME TOTALS

### PASSING

DATE	OPP	ATT	CMP	YDS	PCT	TD	INT	LG	SK/LOST	RTG
9/12	DEN	37	22	267	59.5	1	0	42	2/13	90.7
9/16	WAS	32	22	249	68.8	1	0	33†	4/21	102.2
9/26	ATL	35	24	266	68.6	0	0	38	2/20	90.9
<b>Totals</b>		<b>104</b>	<b>68</b>	<b>782</b>	<b>65.4</b>	<b>2</b>	<b>0</b>	<b>42</b>	<b>8/54</b>	<b>94.3</b>

### RUSHING

DATE	OPP	ATT	YDS	AVG	LG	TD
9/12	DEN	6	27	4.5	8	1
9/16	WAS	9	95	10.6	46	1
9/26	ATL	8	39	4.9	12	0
<b>Totals</b>		<b>23</b>	<b>161</b>	<b>7.0</b>	<b>46</b>	<b>2</b>

6-1 | 250  6TH YEARHOMETOWN: DEWITT, IOWA  
HIGH SCHOOL: CENTRAL

COLLEGE: IOWA (2009-13)

**COLLEGE CAREER**

- Kreiter snapped in 40 games for the University of Iowa, earning honorable mention All-Big Ten honors as a senior.

- Recorded nine special teams tackles on punt coverage.

- Named Academic All-Big Ten in his last three seasons.

**PERSONAL**

- Kreiter (pronounced CRY-ter) attended Central High School in DeWitt, Iowa, where he earned first-team all-state honors as a senior and second-team accolades as a junior.

- Competed in wrestling, baseball and track and field.

- Spent his time out of football substitute teaching in Iowa.

- Chosen as a Broncos Community Ambassador Award winner in 2017.

- Was a high school science teacher prior to NFL career.

**AT A GLANCE**

Casey Kreiter was signed as a rookie free agent by the Dallas Cowboys on May 12, 2014. Waived by Dallas on Aug. 26, 2014. Signed by Dallas March 17, 2015. Waived by Dallas on Aug. 31, 2015. Signed by the Denver Broncos on April 4, 2016. Signed as a free agent by the Giants on April 1, 2020.

**2021 HIGHLIGHTS**

- Saw action on special teams in Week 1 (vs. Denver).

- Saw action on special teams in Week 2 (at Washington).

- Saw action on special teams in Week 3 (vs. Atlanta).

**NFL HONORS AND AWARDS**

2018 PRO BOWL

#TOGETHERBLUE

KREITER'S CAREER TOTALS

REGULAR SEASON

YEAR	GP	GS
2016 DEN	10	0
2017 DEN	16	0
2018 DEN	16	0
2019 DEN	16	0
2020 NYG	16	0
2021 NYG	3	0
Totals	77	0



6-4 | 342  3RD YEAR

HOMETOWN: WAKE FOREST, N.C.

HIGH SCHOOL: WAKE FOREST



COLLEGE: CLEMSON (2016-18)



## COLLEGE CAREER

- Was a AFCA first-team All-America and first-team All-ACC selection as a senior in 2018.

- Started all 13 games in which he played for the national champion Tigers.

- One of 18 semifinalists for the Bednarik Award as a junior in 2017, which is presented to the best defensive player in college football.

- Also garnered a First-Team All-ACC selection.

- Was named to the Freshman All-America team by ESPN and USA Today in 2016.

- Played in 15 games with 11 starts for Clemson's national championship team during his freshman season. Earned various honors, including ACC Defensive Rookie of the Year (media, coaches), second-team All-ACC and All-ACC Academic Team.



## AT A GLANCE

Dexter Lawrence II was originally a first-round (17th pick overall) draft choice by the Giants in 2019. Through his first three seasons, Lawrence has played in all 35 games (33 starts), totaling 95 tackles (55 solo), 6.5 sacks, one forced fumble, 10 tackles for loss, 20 quarterback hits and three passes defended.

## 2021 HIGHLIGHTS

- Started on the defensive line in Week 1 (vs. Denver).

- Saw action on defense and recorded one tackle in Week 2 (at Washington).

- Started on the defensive line and totaled three tackles (one solo), one quarterback hit and one tackle for loss in Week 3 (vs. Atlanta).

#TOGETHERBLUE

## LAWRENCE II'S CAREER TOTALS

YEAR	TACKLES							
	GP	GS	T	A	TOT	SKS	FF	FR
2019 NYG	16	16	24	14	38	2.5	1	0
2020 NYG	16	15	30	23	53	4.0	0	0
2021 NYG	3	2	1	3	4	0.0	0	0
<b>Totals</b>	<b>35</b>	<b>33</b>	<b>55</b>	<b>40</b>	<b>95</b>	<b>6.5</b>	<b>1</b>	<b>0</b>

Additional Statistics: 2019 – 3 tackles for loss, 9 quarterback hits, 1 pass defended; 2020 – 6 tackles for loss, 10 quarterback hits, 2 passes defended; 2021 – 1 tackle for loss, 1 quarterback hit.

5-11 | 195  3RD YEAR

HOMETOWN: WESTCHESTER, ILL.  
HIGH SCHOOL: NAZARETH ACADEMY



COLLEGE: NOTRE DAME (2016-18)



## 2021 HIGHLIGHTS

- Saw action on defense and special teams, and recorded one solo tackle in Week 1 (vs. Denver).
- Saw action on defense and special teams in Week 2 (at Washington).
- Saw action on defense and special teams, and recorded two tackles, a special teams tackle and one pass defended in Week 3 (vs. Atlanta).



## AT A GLANCE

Julian Love was originally a fourth-round (108th pick overall) draft choice by the Giants in 2019. In 2020, he played in all 16 games, finishing with 64 total tackles (47 solo), one tackle for loss, one interception and three passes defended. Love had a career-best 12 total tackles versus San Francisco (9/27/20). As a rookie in 2019, played in 15 games, including starts at strong safety in each of the final five games. Saw his first extensive defensive action when he replaced an injured Jabrill Peppers at Chicago (11/24/19).

## MOST CAREER PASS BREAKUPS IN NOTRE DAME HISTORY

JULIAN LOVE (2016-18)	39
CLARENCE ELLIS (1969-71)	32
HARRISON SMITH (2007-11)	28
MUTHER BRADLEY (1973, 1975-77)	27

## MOST SINGLE-SEASON INTERCEPTION RETURN YARDS

IN NOTRE DAME HISTORY

NICK RASSAS (1965)	197
JULIAN LOVE (2017)	153
FRANK CARIDEO (1929)	151
TOM ZBIKOWSKI (2005)	136

## PERSONAL

- Management consulting major at Notre Dame.
- In his junior and senior seasons (2014-15) at Nazareth Academy (La Grange, Ill.), Love helped lead the football team to records of 14-0 and 12-2 and Illinois High School Association Class 5A championships.
- In 2015, he was an Illinois High School Coaches Association Class 5A All-Illinois First Team.
- As a senior, he registered 92 tackles, 19 stops for loss, three forced fumbles and one fumble recovery for 54 yards, rushed for 1,067 yards and 18 touchdowns on 104 carries, and caught 29 passes for 662 yards and seven scores.

## LOVE'S CAREER TOTALS

REGULAR SEASON				TACKLES					INTERCEPTIONS				
YEAR	GP	GS	T	A	TOT	PD	FF	FR	NO	YDS	AVG	LG	TD
2019 NYG	15	5	28	7	35	3	1	0	1	30	30.0	30	0
2020 NYG	16	6	45	16	61	3	0	0	1	13	13.0	13	0
2021 NYG	3	0	1	2	3	1	0	0	0	0	0.0	0	0
Totals	34	11	74	25	99	7	1	0	2	43	21.5	30	0

Additional Statistics: 2019 – 5 tackles for loss, 1 quarterback hit, 2 special teams tackles; 2020 – 3 special teams tackles; 2021 – 1 special teams tackle.

6-3 | 315  3RD YEAR

HOMETOWN: WEST MILTON, OHIO

HIGH SCHOOL: MILTON-UNION



COLLEGE: INDIANA (2014-18)



## 2021 HIGHLIGHTS

- Has not played yet.



## AT A GLANCE

**Wes Martin** was originally a fourth-round (131st overall) draft choice by Washington in 2019. As a rookie, Martin played in nine games with five starts at right guard. In 2020, Martin played in all 16 and started five times at left guard. Martin was signed by the Giants off of Washington's practice squad.

## PERSONAL

- Named first team all-state, all-region and all-conference as a senior in high school.
- Named league's offensive lineman of the year in 2012.
- Was a three-year football and three-year track and field letterwinner.
- Was an honor roll student in high school.
- Volunteered with Habitat for Humanity.

## COLLEGE CAREER

- Started the final 37 games and played in 50 career games at left guard. He is one of four Hoosiers to appear in 50 games.
- Was a 24-time game captain, a four-time Academic All-Big Ten honoree, a three-time Academic All-District 5 team member and a two-time honorable mention All-Big Ten selection.
- Started all 12 games at left guard as a senior in 2018 and allowed just two sacks in 935 snaps.
- Started all 12 games at left guard as a junior in 2017 and recorded the most pass blocking snaps (569) among guards nationally without allowing a sack.
- Started all 13 games at left guard as a sophomore in 2016.
- Started the first six games and appeared in all 13 at left guard as a freshman in 2015.

# MARTIN'S CAREER TOTALS

## REGULAR SEASON

YEAR	GP	GS
2019 WAS	9	5
2020 WAS	16	5
2021 NYG	0	0
Totals	25	10

## POSTSEASON

YEAR	GP	GS
2020 WAS	1	0
Totals	1	0

**6-0 | 201**  **2ND YEAR**

**HOMETOWN:** ROSWELL, GA.  
**HIGH SCHOOL:** ROSWELL



**COLLEGE:** ALABAMA [2017-19]



## 2021 HIGHLIGHTS

- Started at safety and registered three solo tackles and two passes defended in Week 1 (vs. Denver).
- Recorded three tackles (one solo) in Week 2 (at Washington).
- Started at safety and notched six tackles (five solo) in Week 3 (vs. Atlanta).



## AT A GLANCE

**Xavier McKinney** was originally a second-round (36th overall) draft choice by the Giants in 2020. Returned from injury in Week 11 of the 2020 season (at Cincinnati) and played the final six games of the season, starting four. McKinney notched eight total tackles, a tackle for loss and his first-career interception in Week 17 (vs. Dallas).

## COLLEGE CAREER

- In three years at Alabama, McKinney played in 41 games with starts in each of his last 28 games.
- Totaled 176 tackles (108 solo), including 13 tackles for loss, 6.0 sacks, five interceptions – two of which were returned for touchdowns – 20 passes defended, five forced fumbles and one fumble recovery.
- As a junior in 2019, started all 13 games.
- Named first-team All-SEC by the league's coaches and the AP.
- Selected 2nd-team All-America by the AFCA, The Sporting News and Walter Camp and 3rd team by the AP.
- Named a semifinalist for the Thorpe Award, presented annually to the nation's top defensive back.
- Finished 10th in the SEC in tackles with a team and career-high 95 tackles (59 solo).

## PERSONAL

- As a senior at Roswell High School in 2016, was selected as the Georgia Class 7A Defensive Player of the Year by the Atlanta Journal-Constitution.
- Recorded 82 tackles, seven interceptions, nine pass breakups, two forced fumbles and two recoveries as a senior in 2016.
- In his junior season, had 111 tackles, including four for a loss and two sacks, 13 pass breakups and nine interceptions, two of which were returned for touchdowns.

# MCKINNEY'S CAREER TOTALS

## REGULAR SEASON

YEAR	GP	GS	T	A	TOT	PD	FF	FR	NO	YDS	AVG	LG	TD
2020 NYG	6	4	14	10	24	1	0	0	1	0	26.0	0	0
2021 NYG	3	2	9	3	12	2	0	0	0	0	0.0	0	0
Totals	9	6	23	13	36	3	0	0	1	0	26.0	0	0

## TACKLES

## INTERCEPTIONS

Additional Statistics: 2020 — 1 tackle for loss, 1 special teams tackle.



6-3 | 240  ROOKIEHOMETOWN: MARIETTA, GA.  
HIGH SCHOOL: MARIETTA

COLLEGE: GEORGIA (2018-20)

**2021 HIGHLIGHTS**

- Made his NFL debut on defense and recorded three tackles (two solo) and 1.0 sack in Week 1 (vs. Denver), making Ojulari the first Giants defender with a full sack in his NFL debut since William Joseph on Sept. 7, 2003.

- Made his first start at linebacker and recorded one solo tackle and 1.0 sack in Week 2 (at Washington).

- Played on defense and recorded three tackles (one solo), 1.0 sack, one quarterback hit, one tackle for loss and one forced fumble in Week 3 (vs. Atlanta). He became the fifth player 21 or younger in NFL history to record at least 1.0 sack in each of his first three career games.

**AT A GLANCE**

Azeez Ojulari was originally a second-round (50th pick overall) draft choice by the Giants in 2021. Ojulari played in 27 games with 23 starts in three seasons at Georgia. Totaled 71 tackles (41 solo), 19.5 tackles for loss, 14.0 sacks, five forced fumbles, one fumble recovery and one pass defended.

**COLLEGE CAREER**

- Ojulari played in 27 games with 23 starts in three seasons at Georgia.

- Totaled 71 tackles (41 solo), 19.5 tackles for loss, 14.0 sacks, five forced fumbles, one fumble recovery and one pass defended.

- As a redshirt sophomore in 2020, Ojulari started in all 10 of Georgia's games.

- Semifinalist for the Chuck Bednarik Award, which goes to the nation's top defensive player.

- Voted All-SEC 2nd Team by the league's head coaches and the AP.

- Defensive MVP of the Chick-fil-A Peach Bowl, where he had four solo tackles in the Bulldogs' win vs. Cincinnati, including a career-best 3.0 sacks.

- Led the SEC with 12.5 stops for loss, 8.5 sacks and four forced fumbles.

**PERSONAL**

- Born in Austell, Ga., Ojulari began playing football at age 9.

- Lettered in football and basketball at Marietta (Ga.) High School, spending four varsity seasons as a pass rusher and tight end.

- Son of Nigerian immigrants, Monsuru and Bolanle.

- His maternal grandfather (Prince Twins Seven-Seven) was a Nigerian prince (descendent of an Ibadan king) and accomplished African artist.

#TOGETHERBLUE

## OJULARI'S CAREER TOTALS

YEAR	TACKLES									
	GP	GS	T	A	TOT	SKS	TFL	FF	FR	PD
2021 NYG	3	1	4	3	7	3.0	2	1	0	0
Totals	3	1	4	3	7	3.0	2	1	0	0

6-7 | 318  2ND YEAR

HOMETOWN: KINGSTON, JAMAICA

HIGH SCHOOL: GOVERNOR'S ACADEMY (MASS.)



COLLEGE: UCONN (2016-19)



## 2021 HIGHLIGHTS

- Saw action at right tackle in Week 1 (vs. Denver).
- Played on special teams in Week 2 (at Washington).
- Played on special teams in Week 3 (vs. Denver).



## AT A GLANCE

**Matt Peart** originally was a third-round (99th pick overall) draft choice by the Giants in 2020. He started all 48 games in his four-year career at UConn — 24 at left tackle in his first two seasons and 24 at right tackle in his final two years. Anchored an offensive line that produced two 1,000-yard rushers in 2018 and another 1,000-yard rusher in 2019.

## COLLEGE CAREER

- Peart started all 48 games in his four-year career at UConn — 24 at left tackle in his first two seasons and 24 at right tackle in his final two years.
- Anchored an offensive line that produced two 1,000-yard rushers in 2018 and another 1,000-yard rusher in 2019.
- Honored as a 2019 first-team All-American Athletic Conference selection.
- Team captain and invitee to the 2020 Senior Bowl and NFL Combine.

#TOGETHERBLUE

PEART'S CAREER TOTALS

REGULAR SEASON

YEAR	GP	GS
2020 NYG	11	1
2021 NYG	3	0
Totals	14	1

**6-1 | 250**  **5TH YEAR**

**HOMETOWN: NORWALK, CALIF.**  
**HIGH SCHOOL: NORWALK**



**COLLEGE: IDAHO (2014-15)**



## 2021 HIGHLIGHTS

- Started at fullback and played special teams in Week 1 (vs. Denver).
- Played at fullback and on special teams, carried two times for five yards and made one special teams tackle in Week 2 (at Washington).
- Carried two times for six yards and played on special teams in Week 3 (vs. Atlanta).



## AT A GLANCE

Eli Penny was originally signed as a rookie free agent by the Arizona Cardinals on May 9, 2016. Waived on Sept. 3, 2016. Signed to Arizona's practice squad on Sept. 4, 2016. Signed by Arizona to a reserve/futures contract on Jan. 3, 2017. Waived by Arizona on Sept. 1, 2018. Signed to Arizona's practice squad on Sept. 2, 2018. Signed by the Giants from Arizona's practice squad on Sept. 19, 2018.

## OFF THE FIELD ACTIVITY

- Attended the Giants annual Jingle Jam holiday party for 600 New Jersey foster children, each of whom received winter coats, clothes, athletic equipment and enjoyed a night of dancing and fun activities.
- Packed 1,000+ care packages with front office staff, coaches and teammates that were donated to My Sisters' Place, a safe haven for victims of domestic violence and human trafficking.
- Encouraged children attending the free youth dental event known as Team Smile Event at MetLife Stadium.

## COLLEGE CAREER

- Played in 23 games with 14 starts in two seasons at Idaho after transferring from Cerritos College.
- Finished career with 385 carries for 1,748 yards and 22 touchdowns, and 39 catches for 346 yards and three scores.
- Also returned 15 kickoffs for 278 yards.
- Started all 12 games as a senior in 2015 and led the team with 1,159 rushing yards and 10 touchdowns on 246 attempts, plus 27 receptions for 239 yards and two scores.

## PERSONAL

- Graduated from Norwalk (Calif.) High School, where he played running back, defensive end and linebacker.
- As a senior, earned All-State honors and was named all-area each of his last two seasons.
- Brother, Rashaad, was a first-team All-American running back at San Diego State. Rashaad was drafted by Seattle in the first-round (27th overall) of the 2018 NFL Draft.

## PENNY'S CAREER TOTALS

### REGULAR SEASON

### RUSHING

### RECEIVING

YEAR	GP	GS	ATT	YDS	AVG	LG	TD	NO	YDS	AVG	LG	TD
2017 ARI	16	0	31	124	4.0	14	2	4	38	9.5	18	0
2018 NYG	14	3	7	25	3.6	8	0	8	50	6.3	16	0
2019 NYG	16	1	15	39	2.6	6	0	2	9	4.5	9	0
2020 NYG	14	0	6	15	2.5	5	0	2	20	10.0	11	0
2021 NYG	3	1	4	11	2.8	4	0	0	0	0.0	0	0
<b>Totals</b>	<b>63</b>	<b>5</b>	<b>63</b>	<b>214</b>	<b>3.4</b>	<b>14</b>	<b>2</b>	<b>16</b>	<b>117</b>	<b>7.3</b>	<b>18</b>	<b>0</b>

Additional statistics: 2017 – 11 special teams tackles; 2018 – 2 special teams tackles; 2019 – 2 special teams tackles, 1 blocked punt recovery in the end zone for a touchdown; 2020 – 7 special teams tackles; 2021 – 1 special teams tackle.

Single-Game Highs: Rushing Attempts – 10 (at Washington, 12/17/17); Rushing Yards – 45 (at Washington, 12/17/17); Rushing Touchdowns – 1 (2 times); Receptions – 2 (3 times); Receiving Yards – 18 (vs. Tennessee, 12/10/17).

**5-11 | 215**  **5TH YEAR**

**HOMETOWN: EAST ORANGE, N.J.**  
**HIGH SCHOOL: PARAMUS CATHOLIC**



**COLLEGE: MICHIGAN (2014-16)**



### COLLEGE CAREER

- Played in 27 games with 25 starts at Michigan, where he played defense, offense and special teams.
- Totaled 123 tackles and one interception on defense.
- Rushed 45 times for 268 yards (6.0-yard avg.) and caught 10 passes for 82 yards.
- Returned 39 punts for 510 yards (13.1-yard avg.) and a touchdown, and 18 kickoffs for 483 yards (26.8-yard avg.).
- Was a 2016 consensus first-team All-American and Heisman Trophy finalist.
- Peppers was the 2016 Paul Hornung Award winner as the nation's most versatile player and the 2016 Lott IMPACT Trophy winner.
- He was the first player in Big Ten history to win three individual awards in a single season: Nagurski-Woodson Defensive Player of the Year, Butkus-Fitzgerald Linebacker of the Year and Rodgers-Dwight Return Specialist of the Year.

### PERSONAL

- Credits his mother, Ivory Bryant, as the person who influenced him most, as well as his late older brother, Don Curtis, who passed away at age 20 in 2010.
- Attended Paramus Catholic High School in Paramus, N.J., where he helped his team win state championships in 2012-13 as a defensive back and running back.
- Previously played at Don Bosco Prep in Ramsey, N.J., where he also helped his team earn state championships in 2010-11 as a starting defensive back.
- Broke the New Jersey state record in the 200-meter dash as a junior, running a 20.79.

### AT A GLANCE


Jabrill Peppers was originally a first-round (25th pick overall) draft choice by the Cleveland Browns in 2017. He was traded to the Giants, along with first and third-round choices in the 2019 NFL Draft, for wide receiver Odell Beckham, Jr., on March 13, 2019. In four NFL seasons, Peppers has started 57 games in which he played in the secondary. His career totals include 315 tackles (214 solo), 3.5 sacks, four interceptions, 25 passes defended, four forced fumbles and five recoveries. He has also averaged 8.6 yards on 79 punt returns and 22.0 yards on 34 kickoff returns.

### MOST PUNT RETURN YARDS, 2017-18 IN THE AFC

ALEX ERICKSON	490
ADOREE' JACKSON	438
JAKEEM GRANT	418
TYREEK HILL	417
JABRILL PEPPERS	399

### 2021 HIGHLIGHTS

- Started at defensive back and registered three tackles and one tackle for loss in Week 1 (vs. Denver).
- Started at safety and notched six tackles (three solo) and one pass defended to go with two punt returns for eight yards in Week 2 (at Washington).
- Started at defensive back and totaled seven tackles (four solo), two quarterback hits and one special teams tackle in Week 3 (vs. Atlanta). Also returned two punts for 36 yards.



**#TOGETHERBLUE**

## PEPPERS' CAREER TOTALS

REGULAR SEASON			TACKLES					INTERCEPTIONS						
YEAR	GP	GS	T	A	TOT	PD	SKS	FF	FR	NO	YDS	AVG	LG	TD
2017 CLE	13	13	44	13	57	3	0.0	0	1	1	0	0.0	0	0
2018 CLE	16	16	52	25	77	5	1.0	0	3	1	0	0.0	0	0
2019 NYG	11	11	51	25	76	5	0.0	3	0	1	32	32.0	32	1
2020 NYG	15	14	57	32	89	11	2.5	1	1	1	6	6.0	6	0
2021 NYG	3	3	10	6	16	1	0.0	0	0	0	0	0.0	0	0
Totals	58	57	214	101	315	25	3.5	4	5	4	38	9.5	32	1

Additional Statistics: 2017 — 1 tackle for loss, 1 special teams tackle; 2018 — 5 tackles for loss, 2 special teams tackles, 4 quarterback hits, 2019 — 5 tackles for loss, 2 quarterback hits; 2020 — 8 tackles for loss, 3 quarterback hits, 2 special teams tackles; 2021 — 1 tackle for loss, 2 quarterback hits, 1 special teams tackle.

RETURNS			PUNT				KICKOFF					
YEAR	PR	YDS	AVG	LG	FC	TD	KR	YDS	AVG	LG	TD	
2017 CLE	30	180	6.0	25	15	0	14	318	22.7	35	0	
2018 CLE	25	219	8.8	33	22	0	19	408	21.5	29	0	
2019 NYG	4	49	12.3	40	4	0	1	23	23.0	23	0	
2020 NYG	15	187	12.5	20	14	0	0	0	0.0	0	0	
2021 NYG	5	46	9.2	19	1	0	0	0	0.0	0	0	
Totals	79	681	8.6	40	56	0	34	749	22.0	35	0	



6-4 | 310  4TH YEAR

HOMETOWN: AUSTINTOWN, OHIO

HIGH SCHOOL: FITCH



COLLEGE: OHIO STATE (2013-17)



## 2021 HIGHLIGHTS

- Made his Giants debut on special teams in Week 1 (vs. Denver).
- Started at center in Week 2 (at Washington).
- Started at center in Week 3 (vs. Atlanta).

## PERSONAL

- Played defensive line in high school and as a senior in 2012 was named first-team all state and Division I co-defensive player of the year in Ohio by AP.
- Helped Fitch to state playoff berths as a sophomore, junior and senior.
- Also competed in track and field (discus and shotput).
- Business administration major at Ohio State, with a specialization in operations management.
- Two-time Academic All-Big Ten Conference (2014 and '17), two-time OSU Scholar-Athlete ('13 and '14).
- Married to his wife, Taylor.

## AT A GLANCE

Billy Price was originally selected by the Bengals in the first-round (21st overall) of the 2018 NFL Draft. He has played in 45 games with 21 starts and played in all 16 games last season for Cincinnati.

## COLLEGE CAREER

- Spent five years (2013-17) at Ohio State, with a redshirt season in 2013.
- Started all 55 possible games in his OSU career, setting the school record for both starts and consecutive starts.
- Two-time team captain (2016 and 2017).
- Aided blocking effort for OSU rushing offenses that led the Big Ten three times (2015-17) and ranked in the top-20 nationally all four years of his career.
- After spending first three seasons at guard, moved to center as a senior in 2017.
- In first season at center, won the Rimington Trophy as nation's most outstanding center, was unanimous first-team All-American, won Rimington-Pace Big Ten Offensive Lineman of the Year and was first-team All-Big Ten (coaches and media) and Academic All-Big Ten Conference.
- As a redshirt freshman in 2014, started all 15 games at guard and helped OSU to a national title.



PRICE'S CAREER TOTALS

REGULAR SEASON

YEAR	GP	GS
2018 CIN	10	10
2019 CIN	16	8
2020 CIN	16	1
2021 NYG	3	2
Totals	45	21

**6-2 | 252**  **6TH YEAR**

**HOMETOWN: MADISON, ALA.**

**HIGH SCHOOL: BOB JONES**



**COLLEGE: ALABAMA (2012-15)**



## COLLEGE CAREER

- Played in 53 games in four seasons at Alabama, where he had 222 tackles (116 solo), 4.0 sacks, one interception, 10 passes defended, four forced fumbles and three fumble recoveries.
- Played on teams that won the National Championship in 2012 and 2015 and the SEC title in 2012, 2014-15.
- First-team All-SEC in 2014-15.
- Became one of three linebackers in Crimson Tide history to earn unanimous first-team All-America honors.
- Named SEC Defensive Player of the Year after totaling a career-high 102 tackles (62 solo), 6.5 tackles for loss, 2.5 sacks, five passes defended, four quarterback hurries and two forced fumbles.

## PERSONAL

- Graduated with a degree in consumer affairs.
- Starred in football, basketball and track & field (shot put and discus).
- In 2009, had 40 receptions and six touchdowns as a tight end and six touchdowns.
- Played on the school's 2010 state champion basketball team.

## AT A GLANCE

Reggie Ragland was originally a second-round (41st overall) draft choice by the Buffalo Bills in 2016. Ragland has played in 61 regular season games with 38 starts and in six postseason games with four starts — including Kansas City's victory vs. San Francisco in Super Bowl LIV. Career totals include 223 tackles (137 solo), 3.5 sacks, 14 tackles for loss, one interception, one forced fumble and one fumble recovery in the regular season and 30 tackles (21 solo) and one interception in the postseason.

## 2021 HIGHLIGHTS

- Made his Giants debut on defense and recorded seven tackles (three solo) in Week 1 (vs. Denver).
- Notched two tackles (one solo) in Week 2 (at Washington).
- Recorded four tackles (three solo) in Week 3 (vs. Atlanta).



## RAGLAND'S CAREER TOTALS

REGULAR SEASON			TACKLES					INTERCEPTIONS						
YEAR	GP	GS	T	A	TOT	PD	SKS	FF	FR	NO	YDS	AVG	LG	TD
2016 BUF	Injured Reserve													
2017 KC	12	10	31	13	44	0	0.0	0	0	0	0	0.0	0	0
2018 KC	16	15	46	40	86	1	0.5	0	0	1	67	67.0	67	0
2019 KC	14	7	23	6	29	0	2.0	0	1	0	0	0.0	0	0
2020 DET	16	6	30	21	51	1	1.0	1	0	0	0	0.0	0	0
2021 NYG	3	0	7	6	13	0	0.0	0	0	0	0	0.0	0	0
<b>Totals</b>	<b>61</b>	<b>38</b>	<b>137</b>	<b>86</b>	<b>223</b>	<b>24</b>	<b>3.5</b>	<b>1</b>	<b>1</b>	<b>1</b>	<b>67</b>	<b>67.0</b>	<b>67</b>	<b>0</b>

Additional Statistics: 2017 – 4 tackles for loss; 2018 – 2 tackles for loss, one quarterback hit, one pass defended; 2019 – 4 tackles for loss, 3 quarterback hits, one special teams tackle; 2020 – 4 tackles for loss, 3 quarterback hits, one pass defended, one special teams tackle.

POSTSEASON			TACKLES					INTERCEPTIONS						
YEAR	GP	GS	T	A	TOT	PD	SKS	FF	FR	NO	YDS	AVG	LG	TD
2017 KC	1	1	5	4	9	0	0.0	0	0	0	0	0.0	0	0
2018 KC	2	2	9	5	14	1	0.0	0	0	1	0	0.0	0	0
2019 KC	3	1	6	2	8	0	0.0	0	0	0	0	0.0	0	0
<b>Totals</b>	<b>6</b>	<b>4</b>	<b>20</b>	<b>11</b>	<b>31</b>	<b>1</b>	<b>0.0</b>	<b>0</b>	<b>0</b>	<b>1</b>	<b>0</b>	<b>0.0</b>	<b>0</b>	<b>0</b>

Additional Statistics: 2018 – one pass defended; 2019 one tackle for loss.

6-3 | 245



ROOKIE

HOMETOWN: RANDALLSTOWN, MD.

HIGH SCHOOL: NEW TOWN



COLLEGE: MIAMI (2017-19)



## 2021 HIGHLIGHTS

- Inactive in Week 1 (vs. Denver).
- Inactive in Week 2 (at Washington).
- Made his Giants debut on defense in Week 3 (vs. Atlanta).

## AT A GLANCE

Quincy Roche was originally drafted in the sixth-round (216th overall) by the Pittsburgh Steelers in the 2021 NFL Draft. A transfer from Temple to Miami, Roche delivered 45 tackles, including 14.5 tackles for loss and 4.5 sacks, and tied for the ACC lead with three forced fumbles and two fumble recoveries in 10 games, all of which were starts. He was claimed off of waivers by the Giants on September 1, 2021.

## COLLEGE CAREER

- Started all 10 games at defensive end in the regular season and finished with 45 tackles, including 14.5 tackles for loss and 4.5 sacks.
- Tied for ACC lead with three forced fumbles and had two fumbles recovered.
- Ranked second on Hurricanes and third in ACC with 14.5 tackles for loss.
- Named ACC Defensive Lineman of the Week after dominant outing vs. Pittsburgh (Oct. 17), finishing with a season-high seven tackles (four solo), including 4.0 tackles for loss, one forced fumble and one fumble recovery.
- Earned second ACC Defensive Lineman of the Week honor after dominant outing in start at Duke (Dec. 5), finishing with six tackles, three tackles for loss, 1.5 sacks, one forced fumble and one fumble recovery.
- Registered 39.5 tackles for loss, 26.0 sacks, five forced fumbles and six fumble recoveries in his 39-game collegiate career with Temple (2017-19).

## PERSONAL

- Parents are Marlene and Franklin Roche Sr.
- Has three brothers and three sisters.
- Took a week-long class in Rome as part of Temple's STHM (Sports, Tourism, Hospitality Management) program in the spring of 2019.
- Graduated with a degree in communications from Temple.



ROCHE'S CAREER TOTALS

TACKLES									
YEAR	GP	T	A	TOT	SKS	TFL	FF	FR	PD
2021 NYG	1	0	0	0	0.0	0	0	0	0
Totals	1	0	0	0	0.0	0	0	0	0

6-6 | 265  11TH YEAR

HOMETOWN: CINCINNATI, OHIO

HIGH SCHOOL: ELDER



COLLEGE: NOTRE DAME (2008-10)



## 2021 HIGHLIGHTS

- Made Giants debut at tight end and caught two passes for eight yards in Week 1 (vs. Denver).
- Started at tight end and caught two passes for 25 yards in Week 2 (at Washington).
- Started at tight end in Week 3 (vs. Atlanta).



## AT A GLANCE

Kyle Rudolph was originally a second-round (43rd pick overall) draft choice by the Minnesota Vikings in 2011. He signed as a free agent by the Giants on March 24, 2021. In 10 seasons with the Vikings, Rudolph played in 140 regular season games with 132 starts and started all six postseason games in which he played. He has caught 457 passes for 4,521 yards (9.9-yard avg.) and 48 touchdowns in his career. He's also recorded 16 receptions for 154 yards (9.6-yard avg.) and two touchdowns in the playoffs. Rudolph holds Minnesota's records among tight ends for most career touchdowns (48) and most receptions in a season (83 in 2016). Rudolph's 453 catches and 48 touchdown receptions each rank fifth in Vikings history and his 4,488 receiving yards are ranked 10th. From 2015-19, Rudolph started all 65 of the Vikings' regular season and postseason games.

## COLLEGE CAREER

- Played in 29 games with 28 starts in three seasons at Notre Dame.
- Started all 13 games as a freshman to become the first in Notre Dame history to accomplish that feat and was also the first tight end to make his debut as a starter for Notre Dame.
- Registered 90 receptions for 1,032 yards (11.5-yard avg.) and eight touchdowns, adding a pair of solo tackles that included a three-yard sack.
- Set a school record for receiving yards in a game by a tight end with 164 vs. Michigan in 2010 with 164 yards, including a 95-yarder that was the second-longest completion in Notre Dame history.

## PERSONAL

- Married to wife, Jordan, in 2016, and has three children, twin girls, Andersyn and Finley, and son, Henry.
- Majored in management consulting at Notre Dame.
- Member of National Honor Society at Cincinnati's Elder High and played football and basketball.
- Earned first-team All-America honors as a senior tight end from USA Today.
- A basketball center, he was named his conference's Player of the Year three times and All-Southwest Ohio in 2007, and was just the second player in school history to surpass 1,000 career points.
- Ended high school career as the second-leading scorer in Elder High history.

#TOGETHERBLUE

## RUDOLPH'S CAREER TOTALS

### REGULAR SEASON

		RECEIVING					
YEAR	GP	GS	NO	YDS	AVG	LG	TD
2011 MIN	15	8	26	249	9.6	41	3
2012 MIN	16	16	53	493	9.3	29	9
2013 MIN	8	8	30	313	10.4	31†	3
2014 MIN	9	8	24	231	9.6	23	2
2015 MIN	16	16	49	495	10.1	47†	5
2016 MIN	16	16	83	840	10.1	44	7
2017 MIN	16	16	57	532	9.3	34	8
2018 MIN	16	16	64	634	9.9	44†	4
2019 MIN	16	16	39	367	9.4	32†	6
2020 MIN	12	12	28	334	11.9	25	1
2021 NYG	3	2	4	33	8.3	13	0
<b>Totals</b>	<b>143</b>	<b>134</b>	<b>457</b>	<b>4,521</b>	<b>9.9</b>	<b>47†</b>	<b>48</b>

### POSTSEASON

		RECEIVING					
YEAR	GP	GS	NO	YDS	AVG	LG	TD
2012 MIN	1	1	3	42	14.0	23	0
2015 MIN	1	1	1	24	24.0	24	0
2017 MIN	2	2	6	53	8.8	25†	1
2019 MIN	2	2	6	35	5.8	13	1
<b>Totals</b>	<b>6</b>	<b>6</b>	<b>16</b>	<b>154</b>	<b>9.6</b>	<b>25†</b>	<b>2</b>



5-11 | 195  9TH YEAR

HOMETOWN: VOODHEES, N.J.

HIGH SCHOOL: EASTERN



COLLEGE: RUTGERS [2010-12]



## COLLEGE CAREER

- Started 27 of 37 games at cornerback for Rutgers and recorded 170 career tackles with 0.5 sack, 11 stops for losses of 49 yards and a quarterback pressure. Also forced two fumbles and recovered four others, returning one 18 yards. Deflected 39 passes and made seven interceptions for 73 yards in returns, including one touchdown.

- As a junior (2012), started all 13 games, recording 94 tackles, 17 pass breakups and four interceptions. Named to the All-Big East first team at cornerback and was named a semifinalist for the Jim Thorpe Award, given annually to college football's top defensive back.

- As a sophomore (2011), started all 13 games and recorded 67 tackles, including 5.5 tackles for loss and 0.5 sack. Named All-Big East second team for his efforts. Was a member of the Big East All-Academic Football Team.

- As a redshirt freshman (2010), appeared in 11 games at cornerback and posted nine tackles. Named a member of the Big East All-Academic Football Team.

## AT A GLANCE

Logan Ryan was originally selected by the New England Patriots in the third round (83rd overall) of the 2013 NFL Draft. With New England, Ryan compiled 236 tackles (186 solo), 2.5 sacks, 13 interceptions, 41 passes defended and three forced fumbles in 64 games (40 starts), and 52 tackles (42 solo), 1.0 sack, one interception and six passes defended in the playoffs, winning two Super Bowls as a Patriot. After signing with the Titans, Ryan totaled 251 tackles (177 solo), 8.5 sacks, four interceptions, 38 passes defended and five forced fumbles in 45 regular season starts, as well as 40 tackles (31 solo), one interception returned for a touchdown and two passes defended in the postseason with Tennessee. Ryan signed with the Giants at the beginning of the 2020 season.

## 2021 HIGHLIGHTS

- Started at safety and recorded a team-high 10 tackles (eight solo), a forced fumble, fumble recovery, one quarterback hit and one tackle for loss in Week 1 (vs. Denver).
- Started at safety and notched seven tackles (five solo) in Week 2 (at Washington).
- Started at safety and totaled eight tackles (three solo) and one pass defended in Week 3 (vs. Atlanta).



## NFL HONORS AND AWARDS

SUPER BOWL XLIX  
CHAMPIONSUPER BOWL LI  
CHAMPION

#TOGETHERBLUE

## RYAN'S CAREER TOTALS

REGULAR SEASON				TACKLES				INTERCEPTIONS						
YEAR	GP	GS	T	A	TOT	PD	SKS	FF	FR	NO	YDS	AVG	LG	TD
2013 NE	16	7	29	6	35	10	1.5	1	0	5	82	16.4	79t	1
2014 NE	16	6	25	10	35	6	0.0	1	0	2	0	0.0	0	0
2015 NE	16	14	58	16	74	14	0.0	0	0	4	39	9.8	25	0
2016 NE	16	13	74	18	92	11	1.0	1	0	2	46	23.0	46	0
2017 TEN	15	15	50	12	62	11	0.0	1	0	0	0	0.0	0	0
2018 TEN	14	14	54	22	76	8	4.0	0	0	0	0	0.0	0	0
2019 TEN	16	16	73	40	113	18	4.5	4	0	4	16	4.0	16	0
2020 NYG	16	15	67	25	92	9	1.0	3	2	1	15	15.0	15	0
2021 NYG	3	3	16	9	25	1	0.0	1	1	0	0	0.0	0	0
Totals	128	103	446	158	604	88	12.0	12	3	18	198	11.0	79t	1

Additional Statistics: 2013 – 1 tackle for loss, 3 quarterback hits; 2015 – 2 tackles for loss; 2016 – 2 tackles for loss, 3 quarterback hits; 2017 – 2 tackles for loss; 2018 – 4 tackles for loss, 5 quarterback hits; 2019 – 4 tackles for loss, 8 quarterback hits; 2020 – 1 tackle for loss, 4 quarterback hits; 2021 – 1 tackle for loss, 1 quarterback hit.

POSTSEASON	TACKLES							INTERCEPTIONS						
	YEAR	GP	GS	T	A	TOT	PD	SKS	FF	FR	NO	YDS	AVG	LG
2013 NE	2	0	9	3	12	0	0.0	0.0	0	0	0	0.0	0	0
2014 NE	3	0	4	0	4	1	0.0	1	0	0	0	0.0	0	0
2015 NE	2	2	13	1	14	1	0.0	0	0	0	0	0.0	0	0
2016 NE	3	3	16	6	22	4	1.0	0	0	1	23	23.0	23	0
2017 TEN	2	2	13	2	15	0	0.0	0	0	0	0	0.0	0	0
2019 TEN	3	3	18	7	25	2	0.0	0	0	1	9	9.0	9t	1
Totals	15	10	73	19	92	8	1.0	1	0	2	32	16.0	23	1

Additional Statistics: 2015 – one tackle for loss; 2016 – one tackle for loss, one quarterback hit; 2017 – one tackle for loss; 2019 – 2 tackles for loss.

6-2 | 345  7TH YEARHOMETOWN: AUBURN, WASH.  
HIGH SCHOOL: AUBURN

COLLEGE: WASHINGTON (2011-14)

W

## 2021 HIGHLIGHTS

- Saw action on defense and recorded two tackles (one solo) in his Giants debut in Week 1 (vs. Denver).
- Played on defense and recorded one tackle in Week 2 (at Washington).
- Saw action on defense and recorded one tackle in Week 3 (vs. Atlanta).

## NFL HONORS AND AWARDS

SUPER BOWL LIII  
CHAMPION

## AT A GLANCE

Danny Shelton was originally a first-round (12th overall) draft choice by the Cleveland Browns in 2015. Signed as a free agent by the Giants on March 29, 2021. Shelton has played in 90 regular season games with 72 starts in seven seasons and has also played in three postseason games with two starts for the Patriots, including their Super Bowl LIII victory against the Rams. Career totals include 251 tackles (127 solo), 16 tackles for loss, 5.5 sacks, 18 quarterback hits and one forced fumble. He has nine tackles (seven solo), including one for loss, in the playoffs.

## COLLEGE CAREER

- Played in 53 games with starts in each of his last 42 appearances at Washington – 39 at nose guard, two at strongside tackle and one end at strongside end.
- Collected 208 tackles (111 solo), 11.5 sacks, 24.0 tackles for loss and 23 quarterback pressures.
- Recovered seven fumbles, blocked three kicks and deflected five passes.
- As a senior in 2014, started all 14 games and was named first-team All-America by The NFL Draft Report, USA Today, Scout.com, Associated Press and Sporting News, and was also named the best nose guard prospect eligible for the 2015 draft by The NFL Draft Report.
- Was a Bednarik Award (nation's top defensive player) semifinalist and a consensus All-Pac 12 Conference first-team choice.
- Became the first Husky to earn AP All-America and Academic All-America honors in the same season.

## PERSONAL

- Given name is Danny Sailieupumoni Shelton and his middle name means 'search for the truth.'
- Majored in anthropology.
- Spent two summers in Tahiti studying colonization and leading football clinics for adults.
- Brother, Kevin, played defensive end at Idaho from 2013-16.
- Was a 4A all-state first-team selection as a senior (2010) and junior (2009) in high school.
- Also lettered in wrestling in high school.
- Received national attention for his excellence throwing the discus and shot put for the track team, and won the Washington Interscholastic Activities Association state shot put championship with a throw of 60' 1" as a senior in 2011.

#TOGETHERBLUE

## SHELTON'S CAREER TOTALS

### REGULAR SEASON

YEAR	TACKLES							
	GP	GS	T	A	TOT	SKS	FF	FR
2015 CLE	16	15	19	17	36	0.0	0	0
2016 CLE	16	16	32	27	59	1.5	0	0
2017 CLE	14	14	20	13	33	0.0	0	0
2018 NE	13	1	10	11	21	0.0	0	0
2019 NE	16	14	30	31	61	3.0	1	0
2020 DET	12	12	15	22	37	1.0	0	0
2021 NYG	3	0	1	3	4	0.0	0	0
<b>Totals</b>	<b>90</b>	<b>72</b>	<b>127</b>	<b>124</b>	<b>251</b>	<b>5.5</b>	<b>1</b>	<b>0</b>

Additional Statistics: 2015 — 4 tackles for loss; 2016 — 2 tackles for loss, 6 quarterback hits; 2017 — 5 tackles for loss, one quarterback hit, 1 pass defended; 2018 — one tackle for loss, one quarterback hit, 2 passes defended; 2019 — 2 tackles for loss, 6 quarterback hits; 2020 — 2 tackles for loss, 4 quarterback hits, one 1 pass defended.

### POSTSEASON

YEAR	TACKLES							
	GP	GS	T	A	TOT	SKS	FF	FR
2018 NE	2	1	2	0	2	0.0	0	0
2019 NE	1	1	5	2	7	0.0	0	0
<b>Totals</b>	<b>3</b>	<b>2</b>	<b>7</b>	<b>2</b>	<b>9</b>	<b>0.0</b>	<b>0</b>	<b>0</b>

Additional Statistics: 2018 — one tackle for loss.

**5-10 | 196**  **6TH YEAR**

**HOMETOWN:** OKLAHOMA CITY, OKLA.  
**HIGH SCHOOL:** HERITAGE HALL



**COLLEGE:** OKLAHOMA (2012-15)



### OFF THE FIELD ACTIVITY

- Served as a Play 60 Ambassador adopting Lewis F. Cole Middle School in Fort Lee, N.J., motivating the students to get active and play outside.
- During Salute to Service month, played video games at the training facility against military veterans through the Wounded Warrior Project as well as led the veterans through a tour of the facility.
- Represented American Heart Association and Alzheimer's Association during Week 13 of the My Cause My Cleats NFL initiative.
- Packed 1,000+ care packages with front office staff, coaches and teammates that were donated to My Sisters' Place, a safe haven for victims of domestic violence and human trafficking.
- Hosted a holiday party for youth members of YCS at the Quest Diagnostics Training Center.
- Attended luncheon in MetLife Stadium organized by teammate, Rhett Ellison with Project KIND for over 80 people experiencing homelessness.

### MOST SINGLE-SEASON RECEPTIONS BY A GIANTS ROOKIE

91	SAQUON BARKLEY (2018)
91	ODELL BECKHAM JR. (2014)
74	JEREMY SHOCKEY (2002)
65	STERLING SHEPARD (2016)
64	EVAN ENGRAM (2017)

### PERSONAL

- Has two daughters, Cali Clay and Cassie Snow, with wife Chanel Iman.
- At Oklahoma, he wore the same jersey number (3) as his late father, Derrick Shepard, who lettered at OU as a wide receiver from 1983-86. He has returned to number 3 for the 2021 season in honor of his father.
- Rushed for 1,115 yards and caught 133 passes for 2,335 yards and 38 touchdowns in his career at Heritage Hall High School.
- As a senior, carried the ball 28 times for 303 yards and eight touchdowns, and caught 73 passes for 1,243 yards and 17 touchdowns.

### AT A GLANCE

Sterling Shepard was originally a second-round (40th overall) draft choice by the Giants in 2016. Shepard has played in 68 regular season games with 67 starts, and he started the only postseason game in which he played. Career totals include 331 catches for 3,741 yards (11.3-yard avg.) and 21 touchdowns. Also has 23 rushing attempts for 180 yards and a score.

### MOST TOUCHDOWN RECEPTIONS IN A SINGLE SEASON BY A GIANTS ROOKIE

ODELL BECKHAM JR. (2014)	12
BILL SWACKI (1948)	10
STERLING SHEPARD (2016)	8
DARIUS SLAYTON (2019)	8
KEN MACAFEE (1954)	8

### 2021 HIGHLIGHTS

- Started at wide receiver and scored one touchdown in Week 1 (vs. Denver), and hauled in a game-high seven receptions for 113 yards (16.14 avg.), which increased his career total to 320 receptions and moved him past Hakeem Nicks and into 10th place on the Giants' career list.
- Started at wide receiver and caught nine passes for 94 yards, and had one carry for minus-nine yards in Week 2 (at Washington).
- Started and caught two passes for 16 yards before leaving the game due to injury in Week 3 (vs. Atlanta).

**#TOGETHERBLUE**

## SHEPARD'S CAREER TOTALS

### REGULAR SEASON

### RECEIVING

YEAR	GP	GS	NO	YDS	AVG	LG	TD
2016 NYG	16	16	65	683	10.5	32†	8
2017 NYG	11	10	59	731	12.4	77†	2
2018 NYG	16	16	66	872	13.2	58	4
2019 NYG	10	10	57	576	10.1	36	3
2020 NYG	12	12	66	656	9.9	29	3
2021 NYG	3	3	18	223	12.4	37†	1
<b>Totals</b>	<b>68</b>	<b>67</b>	<b>331</b>	<b>3,741</b>	<b>11.3</b>	<b>77†</b>	<b>21</b>

### REGULAR SEASON

### RUSHING

YEAR	GP	ATT	YDS	AVG	LG	TD
2016 NYG	16	3	31	10.3	22	0
2017 NYG	11	4	4	1.0	12	0
2018 NYG	16	3	33	11.0	27	0
2019 NYG	10	6	72	12.0	23	0
2020 NYG	12	6	49	8.2	23†	1
2021 NYG	3	1	-9	-9.0	-9	0
<b>Totals</b>	<b>68</b>	<b>23</b>	<b>180</b>	<b>7.8</b>	<b>27</b>	<b>1</b>

### POSTSEASON

### RECEIVING

YEAR	GP	GS	NO	YDS	AVG	LG	TD
2016 NYG	1	1	4	63	15.8	26	0
<b>Totals</b>	<b>1</b>	<b>1</b>	<b>4</b>	<b>63</b>	<b>15.8</b>	<b>26</b>	<b>0</b>

6-3 | 313  5TH YEAR

HOMETOWN: COLUMBUS, OHIO

HIGH SCHOOL: WORTHINGTON KILBOURNE (OHIO)



COLLEGE: DUKE (2012-15)



## 2021 HIGHLIGHTS

- Did not play in Week 3 (vs. Atlanta).



## AT A GLANCE

**Matt Skura** was originally signed as an undrafted free agent by the Baltimore Ravens. He signed to the Giants practice squad on September 2 and was elevated to the active roster on September 16. Skura has played 54 career games with 51 starts. While in Baltimore, he appeared in three postseason games with one start.

## COLLEGE

- Four-year letterman (2012-15) and three-year starter at Duke who played in 50 career games, starting consecutive games.
- As a senior, started all 13 game at center and was named 2nd-team All-American, 1st-team All-ACC and a team captain.
- Started all 13 games at center and was named 3rd-team All-ACC as a junior.
- As a sophomore, started all 14 games at center.
- As a redshirt freshman, played in 10 games.
- Redshirted in 2011.

## PERSONAL

- Majored in psychology at Duke.
- A standout athlete in track and field while in high school.
- In football, named All-metro, All-conference and a team captain in football his senior year, and named All-conference his junior year.

# SKURA'S CAREER TOTALS

## REGULAR SEASON

YEAR	GP	GS
2017 BAL	12	12
2018 BAL	16	16
2019 BAL	11	11
2020 BAL	15	12
2021 NYG	0	0
Totals	54	51

## POSTSEASON

YEAR	GP	GS
2018 BAL	1	1
2020 BAL	2	0
Totals	3	1



6-1 | 194  3RD YEAR

HOMETOWN: NORCROSS, GA.

HIGH SCHOOL: GREATER ATLANTA CHRISTIAN



COLLEGE: AUBURN (2016-18)



## 2021 HIGHLIGHTS

- Caught three passes for 65 yards, including a game-long 42-yard reception, in Week 1 (vs. Denver).
- Recorded in three passes for 54 yards and a touchdown in Week 2 (at Washington).
- Caught one pass for eight yards before leaving the game due to injury in Week 3 (vs. Atlanta).



## AT A GLANCE

Darius Slayton was originally a fifth-round (171st overall) draft choice by the Giants in 2019. In three seasons, Slayton has played in 33 games with 24 starts and has 105 receptions for 1,618 yards (15.4-yard avg.) and 12 touchdowns, with a long catch of 55 yards. In 2020, Slayton played in all 16 games with 15 starts and led the Giants with 751 receiving yards and a 15.0-yard per-catch average. As a rookie in 2019, Slayton played in 14 games with nine starts and led the team with 740 receiving yards and eight touchdowns on 48 catches.

## MOST RECEIVING TOUCHDOWNS BY AN NFL ROOKIE

2019 SEASON

DARIUS SLAYTON (NYG)	8
A.J. BROWN (TEN)	8
MARQUISE BROWN (BAL)	7
TERRY MCLAURIN (WAS)	7

## MOST TOUCHDOWN RECEPTIONS IN A SINGLE SEASON

BY A GIANTS ROOKIE

ODELL BECKHAM JR. (2014)	12
BILL SWACKI (1948)	10
STERLING SHEPARD (2016)	8
DARIUS SLAYTON (2019)	8
KEN MACAFEE (1954)	8

## PERSONAL

- Studied in the College of Business at Auburn.
- First-team Class 2A all-state selection at Greater Atlanta Christian School in Norcross, Ga.
- All-region player at wide receiver and defensive back.
- Selected to the U.S. Army All-American Bowl.
- State sprint champion at 100 and 200 meters.
- Son of Pamela Slayton and Eddie Slayton.
- Has a sister, Maileka.
- Cousin, Darrell Crawford, played linebacker at Auburn.

## SLAYTON'S CAREER TOTALS

### REGULAR SEASON

RECEIVING							
YEAR	GP	GS	NO	YDS	AVG	LG	TD
2019 NYG	14	9	48	740	15.4	55†	8
2020 NYG	16	15	50	729	15.2	41†	3
2021 NYG	3	0	7	127	18.1	42	1
<b>Totals</b>	<b>33</b>	<b>24</b>	<b>105</b>	<b>1,618</b>	<b>15.4</b>	<b>55†</b>	<b>12</b>

### RETURNS

YEAR	KR	YDS	AVG	LG	TD
2019 NYG	9	189	21.0	30	0
2020 NYG	0	0	0.0	0	0
2021 NYG	0	0	0.0	0	0
<b>Totals</b>	<b>9</b>	<b>189</b>	<b>21.0</b>	<b>30</b>	<b>0</b>

Single-Game Highs: Receptions — 10 (at Jets, 11/10/19); Receiving Yards — 154 (at Philadelphia, 12/9/19); Receiving Touchdowns — 2 (3 times); Kickoff Returns — 5 (at Detroit, 10/27/19); Kickoff Return Yards — 102 (at Detroit, 10/27/19).

**6-5 | 249**  **3RD YEAR**

**HOMETOWN: FLOWER MOUND, TEXAS**  
**HIGH SCHOOL: MARCUS**



**COLLEGE: STANFORD (2016-18)**



## 2021 HIGHLIGHTS

- Started at tight end in Week 1 (vs. Denver).
- Started at tight end and recorded two receptions for 24 yards in Week 2 (at Washington).
- Played on offense and caught one pass for nine yards in Week 3 (vs. Atlanta).



## AT A GLANCE

Kaden Smith was originally a sixth-round draft choice (174th overall) in 2019 by the 49ers. He was claimed off waivers by the Giants on Sept. 16, 2019. Smith has played in 27 games with 20 starts and has caught 52 passes for 413 yards (7.9-yard avg.) and three touchdowns with a long reception of 32 yards. In 2020, Smith played in 15 games with 12 starts, totaling 18 receptions for 112 yards. As a rookie in 2019, Smith played in nine games with six starts and had 31 receptions for 268 yards and three touchdowns.

## MOST RECEPTIONS AT STANFORD IN 2018

J.J. ARCEGA-WHITESIDE	63
TRENTON IRWIN	60
KADEN SMITH	47
COLBY PARKINSON	29
BRYCE LOVE	20

## COLLEGE CAREER

- Two-time Pac-12 All-Academic honorable mention (2017, 2018).
- Named 2018 All-Pac-12 second team and was a finalist for the Mackey Award.
- John Mackey Award Player of the Week (Nov. 7, 2018).
- 70 receptions for 1,049 yards (15.0 yds/rec) and seven touchdowns in 25 career games.
- Played in 11 games and started 10 as a senior in 2018.
- Finished with 47 catches for 635 yards and two touchdowns (third on the team in all categories).

## PERSONAL

- Majored in political science at Stanford.
- Played at Marcus (Flower Mound, Texas) under head coach Gerry Stanford.
- Led team to three district titles.
- Son of Mark and Janell Smith.
- Father played football at Willamette.
- Great uncle played in the 1942 Rose Bowl.

# SMITH'S CAREER TOTALS

## REGULAR SEASON

## RECEIVING

YEAR	GP	GS	NO	YDS	AVG	LG	TD
2019 NYG	9	6	31	268	8.6	32	3
2020 NYG	15	12	18	112	6.2	16	0
2021 NYG	3	2	3	33	11.0	21	0
Totals	27	20	52	413	7.9	32	3

6-9 | 316  10TH YEARHOMETOWN: DENVER, COLO  
HIGH SCHOOL: BUENA VISTA

COLLEGE: COLORADO (2006-10)



## 2021 HIGHLIGHTS

- Started at right tackle in Week 1 (vs. Denver).
- Started at right tackle in Week 2 (at Washington).
- Started at right tackle in Week 3 (vs. Atlanta).

## PERSONAL

- Married to Lexi with a son, Hudson, and daughter, Charlie.
- An accomplished artist (paintings and sculptures), some of his work earned all-state honors at Buena Vista (Colo.) High School, where he was a standout tight end and middle linebacker.
- Boasted a 3.93 grade point average as a member of the National Honor Society and was an honor roll student his entire prep career.
- Graduated from Colorado with a degree in biology in May 2010 with a 3.52 grade point average and took postgraduate classes towards a second major in integrative physiology during his final semester.

## AT A GLANCE

Nate Solder was originally a first-round (17th overall) draft choice by the New England Patriots in 2011. He signed as a free agent by the Giants on March 15, 2018. Solder has played in 133 regular season games with 130 starts — 113 at left tackle, 14 at right tackle and three as a tackle-eligible tight end. He has also started all 16 postseason games in which he's played, including the last 13 at left tackle. He has started 72 consecutive games (66 regular season, six postseason). Solder did not play during the 2020 season after opting out due to health concerns regarding COVID-19. In 2019, Solder started all 16 games at left tackle. It was the third consecutive season and the fifth time in his career that he started at every game. Solder started all 16 games in his first season with the Giants in 2018. While in New England, Solder played in four Super Bowls, winning two.

## OFF-THE-FIELD ACTIVITY

- Was the 2015 Ron Burton Man of the Year winner for his devotion to helping others, volunteerism in the community and leadership of youth players on and off the field.
- Appeared on the Jimmy Fund Radio Telethon to share his story about how cancer has affected his family while raising funds and awareness.
- A supporter and committee member of the Joe Andruzzi Foundation, which helps to offset living expenses for families battling cancer.
- Supports and visits local hospitals helping children and families fighting cancer.
- Attended the One Mission Kid's Cancer Buzz Off to raise funds for children battling cancer.
- Attended the 2018 Giants Draft Party, thanking season ticket holders for their support and celebrating the new draft class.
- Attended the United Way NYC Gridiron Gala, joining former teammate and Hometown Hero recipient Damon Harrison Sr. to help raise over \$2 million in support of the United Way's efforts in New York City.

## NFL HONORS AND AWARDS



2017 (PATRIOTS) AND 2019 (GIANTS) WALTER PAYTON MAN OF THE YEAR AWARD NOMINEE



SUPER BOWL XLIX WINNER



SUPER BOWL LI WINNER



## SOLDER'S CAREER TOTALS

### REGULAR SEASON

YEAR	GP	GS
2011 NE	16	13
2012 NE	16	16
2013 NE	15	15
2014 NE	16	16
2015 NE	4	4
2016 NE	15	15
2017 NE	16	16
2018 NYG	16	16
2019 NYG	16	16
2020 NYG	DNP	
2021 NYG	3	3
<b>Totals</b>	<b>133</b>	<b>130</b>

### POSTSEASON

YEAR	GP	GS
2011 NE	3	3
2012 NE	2	2
2013 NE	2	2
2014 NE	3	3
2016 NE	3	3
2017 NE	3	3
<b>Totals</b>	<b>16</b>	<b>16</b>

**6-5 | 315**  **2ND YEAR**

**HOMETOWN: LITHONIA, GA.**  
**HIGH SCHOOL: PACE ACADEMY**



**COLLEGE: GEORGIA (2017-19)**



## 2021 HIGHLIGHTS

- Started at left tackle in Week 1 (vs. Denver).
- Started at left tackle in Week 2 (at Washington).
- Started at left tackle in Week 3 (vs. Atlanta).

## AT A GLANCE

**Andrew Thomas** was originally a first-round (fourth overall) draft choice by the Giants in 2020. As a rookie in 2020, Thomas played in all 16 games with 15 starts at left tackle. Thomas was the highest-drafted offensive lineman by the Giants since Ohio State's John Hicks was selected third overall in 1974.

## PERSONAL

- Starred at Pace Academy in Atlanta and was selected to represent the East in the 2017 U.S. Army All-America Bowl.
- Was a 5-star prospect and consensus top-50 recruit.
- Named to Atlanta Journal-Constitution's 2016 Super 11 team in Georgia and Class AAA All-State offense.
- In 2015, helped Pace Academy to a 14-2 record and the Class AAA State Championship. Played both offensive tackle and defensive line, recording 59 tackles his senior season.
- Majored in business at Georgia.
- Also played baseball and basketball and was a member of the school's concert band, playing percussion and piano.
- Recipient of the Wayne McDuffie and Statesboro Bulldog Club scholarship.
- Hometown is Lithonia, Ga.



**#TOGETHERBLUE**

THOMAS' CAREER TOTALS

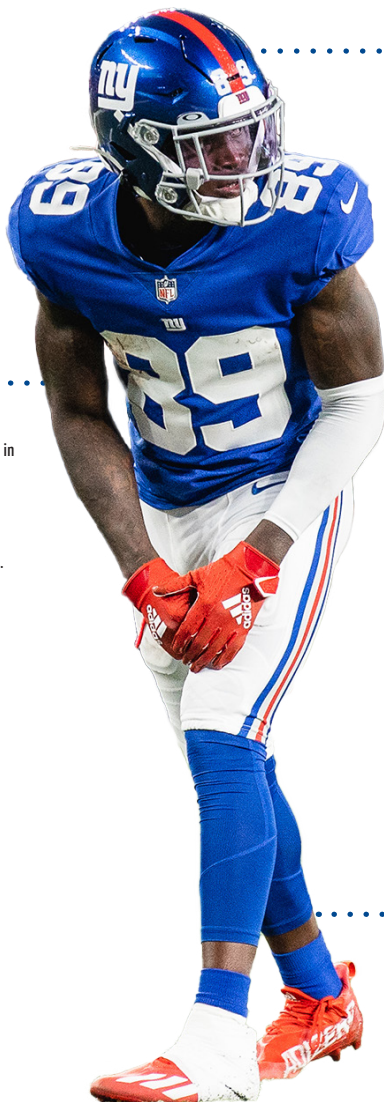
REGULAR SEASON

YEAR	GP	GS
2020 NYG	16	15
2021 NYG	3	3
Totals	19	18



**6-0 | 193**  **ROOKIE****HOMETOWN:** MOBILE, ALA.  
**HIGH SCHOOL:** BLOUNT**COLLEGE:** FLORIDA (2017-20)**2021 HIGHLIGHTS**

- Recorded two receptions for minus-two yards in his NFL debut in Week 1 (vs. Denver).
- Played at wide receiver in Week 2 (at Washington).
- Caught two passes for 16 yards in Week 3 (vs. Atlanta).

**AT A GLANCE**

**Kadarius Toney** was originally a first-round (20th pick overall) draft choice by the Giants in 2021. Toney played in 38 games with 13 starts in four seasons at Florida and totaled 2,641 all-purpose yards (69.5 a game).

**COLLEGE**

- Toney played in 38 games with 13 starts in four seasons at Florida and caught 120 passes for 1,590 yards (13.2-yard avg.) and 12 touchdowns, while rushing for 580 yards and two touchdowns on 66 carries.
- Averaged 11.3 yards and scored one touchdown on 13 punt returns and 21.6 yards on 15 kickoff returns.
- In 2020, started all 11 games in which he played and led the Gators with 70 receptions for 984 yards and 10 touchdowns, while also rushing for 161 yards and one touchdown on 19 carries.
- Returned 12 punts for a 12.6-yard average and seven kickoffs for 22.1-yards per return.
- Joined Kyle Pitts and Trevon Grimes to make Florida the only team in the nation with three players with at least eight touchdown receptions.
- Was one of six SEC players with at least 12 total touchdowns and one of three FBS players with a rushing, receiving and punt return touchdown in 2020 (10 receiving, one rushing, one punt return).

**PERSONAL**

- Led his high school to a 20-5 record as the starting quarterback in his final two seasons. He finished his prep career with 120 touchdowns.
- In his senior season in 2016, Toney was named the Class 6A Back of the Year after finishing with 2,894 passing yards, 894 rushing yards and 47 touchdowns (32 passing, 15 rushing).
- Also ran track, setting personal bests in the 100 meters (11.50), javelin (148') and long jump (21'5").
- Received the American team's top wide receiver award at the Senior Bowl.

#TOGETHERBLUE

## TONEY'S CAREER TOTALS

YEAR	RECEIVING								RUSHING			
	GP	GS	NO	YDS	AVG	LG	TD	ATT	YDS	AVG	LG	TD
2021 NYG	3	0	5	14	3.5	9	0	0	0	0.0	0	0
Totals	3	0	5	14	3.5	9	0	0	0	0.0	0	0

[illegible]

**6-5 | 302**  **7TH YEAR****HOMETOWN: DAYTONA BEACH, FLA.****HIGH SCHOOL: MAINLAND****COLLEGE: USC (2012-14)****COLLEGE CAREER**

- Two-time First-team All-Pac-12 (2013, 2014).
- Two-time First-team All-American (2013, 2014).
- Pac-12 Defensive Freshman of the Year (2012).

**MOST QB HITS IN THE NFL  
2020 SEASON**

41	T.J. WATT
32	CARL LAWSON
30	LEONARD WILLIAMS
28	AARON DONALD
28	CHRIS JONES

**PERSONAL**

- Named All-State Class 6A first team by the Associated Press after his senior year at Mainland.
- Selected to 2012 Under Armour All-American Game.
- Was also a standout in the weight throw for Mainland's track team.
- An avid outdoorsman who engages in hiking, surfing and fishing.

**NFL HONORS AND AWARDS**

2016 PRO BOWL

**AT A GLANCE**

Leonard Williams was originally a first-round (sixth overall) draft choice by the New York Jets in 2015. He was traded to the Giants on Oct. 29, 2019. Williams has played in 99 career games with 90 starts for the Giants and Jets. Career totals include 336 tackles (171 solo), 30.0 sacks, 134 quarterback hits, 50 tackles for loss, three forced fumbles, one fumble recovery, seven passes defended and one interception.

**2021 HIGHLIGHTS**

- Started on the defensive line and recorded three tackles (one solo), 0.5 sack, two quarterback hits and one tackle for loss in Week 1 (vs. Denver).
- Started on the defensive line and notched five tackles (three solo) in Week 2 (at Washington).
- Started on the defensive line and totaled five tackles (three solo), 1.0 sack, one quarterback hit and one tackle for loss in Week 3 (vs. Atlanta).



## WILLIAMS' CAREER TOTALS

### REGULAR SEASON

### TACKLES

YEAR	GP	GS	T	A	TOT	SKS	FF	FR
2015 NYJ	16	15	29	34	63	3.0	0	0
2016 NYJ	16	16	36	32	68	7.0	2	0
2017 NYJ	16	16	22	25	47	2.0	0	0
2018 NYJ	16	16	27	15	42	5.0	0	0
2019 NYJ	7	7	8	12	20	0.0	0	0
2019 NYG	8	5	13	13	26	0.5	1	0
2020 NYG	16	12	29	28	57	11.5	0	1
2021 NYG	3	3	7	6	13	1.0	0	0
<b>Totals</b>	<b>98</b>	<b>90</b>	<b>171</b>	<b>165</b>	<b>336</b>	<b>30.0</b>	<b>3</b>	<b>1</b>

Additional Statistics: 2015 – 7 tackles for loss, 21 quarterback hits; 2016 – 11 tackles for loss, 19 quarterback hits; 2017 – 3 tackles for loss, 25 quarterback hits, one pass defended; 2018 – 11 tackles for loss, 20 quarterback hits, 2 passes defended; 2019 – 2 tackles for loss, 16 quarterback hits, 3 passes defended; 2020 – 14 tackles for loss, 30 quarterback hits, one pass defended; 2021 – 2 tackles for loss, 3 quarterback hits.

6-0 | 195  ROOKIE

HOMETOWN: SHREVEPORT, LA.  
HIGH SCHOOL: CALVARY BAPTIST



COLLEGE: OKLAHOMA STATE (2016-20)



## 2021 HIGHLIGHTS

- Made his NFL debut on defense in Week 1 (vs. Denver).
- Played on defense and special teams in Week 2 (at Washington).
- Played on defense and special teams, and notched one solo tackle in Week 3 (vs. Atlanta).



## AT A GLANCE

Rodarius Williams was originally a sixth-round (201st pick overall) draft choice by the Giants in 2021. Williams set an Oklahoma State record with 48 consecutive starts (2017-20), the longest streak among all FBS defensive backs. While at Oklahoma State, he totaled 168 tackles (137 solo), 5.5 stops for loss, two interceptions, 31 pass breakups and one forced fumble.

## COLLEGE

- Set an Oklahoma State record with 48 consecutive starts (2017-20), the longest streak among all FBS defensive backs.
- His 48 career starts rank third in OSU history.
- Totaled 168 tackles (137 solo), 5.5 tackles for loss, two interceptions, 31 pass breakups and one forced fumble.
- Williams' 31 pass breakups rank sixth in school history and fourth among FBS players active in 2020.
- Earned 2nd-team All-Big 12 honors from both the coaches and the AP.
- His seven pass breakups tied for the team lead.
- Tallied 18 tackles (13 solo), with one tackle for loss and one forced fumble (vs. Oklahoma).
- As a junior in 2019, started all 13 games.
- Ranked fifth on the team with a career-best 58 tackles (48 solo) and also had six pass breakups, and 1.5 tackles for loss.
- In 2018, started 13 games.
- Led Oklahoma State with two interceptions and ranked second with eight pass breakups, as well as 49 tackles (40 solo).
- As a freshman in 2017, started all 13 games and collected 44 tackles (36 solo).
- His 10 passes broken up ranked second on the team and matched the Oklahoma State freshman record set by Chris Rockins in 1980.

## PERSONAL

- Majored in university studies/business.
- Was a teammate of future FBS players like QB Shea Patterson (Michigan), DB Chance Sylvie (Oklahoma), WR Shun Brown (Arizona) and his brother, Greedy Williams (LSU) while in high school.
- Earned all-district and all-state honors after finishing with 38 tackles and four interceptions (two touchdowns) in his senior season.
- Was also a standout basketball player and competed on the track and field team.
- Son of Lakesha Williams.

#TOGETHERBLUE

WILLIAMS' CAREER TOTALS

YEAR	GP	GS	TACKLES			INTERCEPTIONS					
			T	A	TOT	TFL	SKS	PD	INT	FF	FR
2021 NYG	3	0	1	0	1	0	0	0	0	0	0
Totals	3	0	1	0	1	0	0	0	0	0	0

6-4 | 254  3RD YEAR

HOMETOWN: QUEENS, N.Y.

HIGH SCHOOL: HERTFORD COUNTY (N.C.)



COLLEGE: OLD DOMINION (2015-18)

**2021 HIGHLIGHTS**

- Recorded one tackle in Week 1 (vs. Denver).
- Notched two tackles (one solo) in Week 2 (at Washington).
- Recorded one solo tackle in Week 3 (vs. Atlanta).

**IN THE COMMUNITY**

- Teamed up with the Far Rockaway Colts and the NYPD, throughout the 2020 season to improve police-community relations and education through football in Far Rockaway, Queens within the Team of Teams initiative.

**AT A GLANCE**

Oshane Ximines was originally a third-round (95th pick overall) draft choice by the Giants in 2019. Ximines has played in 23 games with five starts and has totaled 33 tackles (17 solo), 4.5 sacks, six tackles for loss and 12 quarterback hits.

**COLLEGE**

- Played in 49 games with 48 starts in four seasons at ODU, totaling 176 tackles (93 solo) and school-record totals of 33.0 sacks, 51.5 tackles for loss, 33 quarterback hurries and 11 forced fumbles.
- Led the Monarchs in sacks in each of his four seasons and added three fumble recoveries, one interception and 12 pass breakups.
- In 2018, started all 12 games and was selected Conference USA first-team defensive end.
- Conference USA All-Academic Team.
- Finished fifth in FBS with a school-record 12.0 sacks and tied for 10th with 18.5 tackles for loss.
- Was second among active FBS players with 33 career sacks.
- In 2017, started all 12 games and was selected Conference USA first-team defensive end.
- Led the team with 8.5 sacks and 14 tackles for loss, and totaled 44 tackles (27 solo) and tied ODU's single-season record with four forced fumbles.
- In 2016, played in all 13 games with 12 starts and was selected Conference USA second-team defensive end, posting 42 tackles (22 solo) and a school-record 7.5 sacks.
- In 2015, started all 12 games at defensive end and was selected Conference USA all-freshman team, posting 32 tackles (12 solo) and a team-high 5.0 sacks.

**PERSONAL**

- First player in NFL history whose last name begins with X.
- Was the first player from Old Dominion ever selected in the NFL Draft.
- Business finance major.
- Notched 35 career sacks and 145 total tackles at Hertford County High School in Ahoskie, N.C.
- Had 6.0 sacks in one game as a senior.
- Recorded 65 tackles and 14.0 sacks as a junior.
- Two-time Defensive MVP and two-time all-conference selection.
- Son of Delroy Ximines and Dane McDonald.

#TOGETHERBLUE

## XIMINES' CAREER TOTALS

### REGULAR SEASON

### TACKLES

YEAR	GP	GS	T	A	TOT	SKS	FF	FR
2019 NYG	16	2	11	13	24	4.5	0	0
2020 NYG	4	3	4	1	5	0.0	0	0
2021 NYG	3	0	2	2	4	0.0	0	0
<b>Totals</b>	<b>23</b>	<b>5</b>	<b>17</b>	<b>16</b>	<b>33</b>	<b>4.5</b>	<b>0</b>	<b>0</b>

Additional Statistics: 2019 — 5 tackles for loss, 9 quarterback hits, 1 pass defensed; 2020 — 1 tackle for loss, 3 quarterback hits.



# National Football League Game Summary

NFL Copyright © 2021 by The National Football League. All rights reserved. This summary and play-by-play is for the express purpose of assisting media in their coverage of the game; any other use of this material is prohibited without the written permission of the National Football League.

Date: Sunday, 9/26/2021

Atlanta Falcons at New York Giants  
at MetLife Stadium, East Rutherford, NJ

Start Time: 1:02 PM EDT

## Game Day Weather

Game Weather: Sunny

Temp: 70° F (21.1° C) Humidity: 41%, Wind: NW 13 mph

Played Open Stadium on Turf: UBU Speed Series-S5-M

## Officials

Referee: Hill, Adrian (29)

Umpire: Ellison, Roy (81)

Down Judge: Oliver, David (24)

Line Judge: Stewart, Mark (75)

Field Judge: Robinson, Mearl (31)

Side Judge: Quirk, Jim (5)

Back Judge: Ferguson, Keith (61)

Replay Official: Ames, Roddy (0)

## Lineups

Atlanta Falcons				New York Giants			
Offense		Defense		Offense		Defense	
WR	18 C.Ridley	DL	97 G.Jarrett	WR	19 K.Golladay	SLB	59 L.Carter
TE	8 K.Pitts	DL	96 T.Davison	TE	88 E.Engram	DL	99 L.Williams
LT	70 J.Matthews	CB	26 I.Oliver	LT	78 A.Thomas	DL	98 A.Johnson
LG	77 J.Mayfield	OLB	55 S.Means	LG	68 B.Bredeson	DL	97 D.Lawrence
C	61 M.Hennessy	LB	45 D.Jones	C	69 B.Price	WIL	48 T.Crowder
RG	63 C.Lindstrom	LB	54 F.Oluokun	RG	71 W.Hernandez	MLB	54 B.Martinez
RT	76 K.McGary	OLB	6 D.Fowler	RT	76 N.Solder	FS	29 X.McKinney
FB	40 K.Smith	CB	39 T.Green	RB	26 S.Barkley	LCB	24 J.Bradberry
TE	85 L.Smith	S	23 E.Harris	WR	3 S.Shepard	RCB	22 A.Jackson
RB	28 M.Davis	S	21 D.Harmon	TE	80 K.Rudolph	DB	21 J.Peppers
QB	2 M.Ryan	CB	22 F.Moreau	QB	8 D.Jones	SS	23 L.Ryan

## Substitutions

ILB 3 M.Walker, WR 4 T.Sharpe, K 7 Y.Koo, P 9 C.Nizialek, WR 13 C.Blake, QB 15 F.Franks, WR 17 O.Zaccheaus, S 27 R.Grant, S 32 J.Hawkins, CB 34 D.Hall, CB 35 A.Williams, LS 47 J.Harris, ILB 48 D.Etheridge, OLB 51 B.Copeland, OL 67 D.Dalman, OL 69 J.Spriggs, TE 81 H.Hurst, RB 84 C.Patterson, DL 90 M.Davidson, OLB 91 J.Tuioti-Mariner, OLB 92 A.Ogundeji, DL 95 T.Graham, DL 99 J.Bullard

## Substitutions

K 5 G.Gano, P 9 R.Dixon, WR 15 C.Johnson, WR 18 C.Board, S 20 J.Love, CB 25 R.Williams, CB 30 D.Holmes, DB 31 K.Crossen, FB 36 C.Gillaspia, RB 37 G.Brightwell, FB 39 E.Penny, LB 51 A.Ojulari, LB 52 C.Coughlin, LB 53 O.Ximines, LB 55 R.Ragland, LS 58 C.Kreiter, OT 74 M.Pear, DT 75 D.Shelton, TE 82 K.Smith, WR 86 D.Slayton, WR 89 K.Toney, DL 91 R.Johnson, LB 95 Q.Roche

## Did Not Play

QB 16 J.Rosen, WR 19 J.Green, OL 66 C.Gossett

## Did Not Play

QB 2 M.Glennon, OL 64 J.Harrison, OL 67 M.Skura

## Not Active

WR 14 R.Gage, CB 24 A.Terrell, RB 25 W.Gallman, TE 46 P.Hesse, DL 50 J.Cominsky, WR 88 F.Darby

## Not Active

CB 27 J.Jackson, RB 28 D.Booker, CB 34 S.Beal, DB 43 N.Ebner, LB 46 J.Hilliard

## Field Goals (made ( ) & missed)

Y.Koo	(40)	G.Gano	(25) (31)				
		1	2	3	4	OT	Total
VISITOR:	Atlanta Falcons	0	7	0	10	0	17
HOME:	New York Giants	3	3	0	8	0	14

## Scoring Plays

Team	Qtr	Time	Play Description (Extra Point) (Drive Info)	Visitor	Home
Giants	1	6:58	G.Gano 25 yd. Field Goal (11-73, 5:16)	0	3
Giants	2	8:13	G.Gano 31 yd. Field Goal (15-73, 7:38)	0	6
Falcons	2	1:33	O.Zaccheaus 4 yd. pass from M.Ryan (Y.Koo kick) (6-44, 0:36)	7	6
Giants	4	12:53	S.Barkley 1 yd. run (D.Jones run) (10-71, 5:10)	7	14
Falcons	4	4:13	L.Smith 1 yd. pass from M.Ryan (Y.Koo kick) (15-72, 8:40)	14	14
Falcons	4	0:00	Y.Koo 40 yd. Field Goal (7-58, 1:50)	17	14

Paid Attendance: 75,307

Time: 2:59

**Atlanta Falcons vs New York Giants**  
**9/26/2021 at MetLife Stadium**

# Final Individual Statistics

## Atlanta Falcons

RUSHING	ATT	YDS	AVG	LG	TD
M.Davis	12	50	4.2	11	0
C.Patterson	7	20	2.9	11	0
M.Ryan	1	-1	-1.0	-1	0
Total	20	69	3.5	11	0

PASSING	ATT	CMP	YDS	SK/YD	TD	LG	IN	RT
M.Ryan	36	27	243	3/16	2	28	0	111.2
Total	36	27	243	3/16	2	28	0	111.2

PASS RECEIVING	TAR	REC	YDS	AVG	LG	TD
C.Ridley	11	8	61	7.6	20	0
C.Patterson	7	6	82	13.7	28	0
M.Davis	4	4	20	5.0	12	0
O.Zaccheaus	6	3	32	10.7	14	1
L.Smith	3	3	7	2.3	3	1
K.Pitts	3	2	35	17.5	25	0
T.Sharpe	1	1	6	6.0	6	0
H.Hurst	1	0	0	0.0	0	0
Total	36	27	243	9.0	28	2

INTERCEPTIONS	NO	YDS	AVG	LG	TD
Total	0	0	0	0	0

PUNTING	NO	YDS	AVG	NET	TB	IN20	LG
C.Nizialek	6	284	47.3	38.0	1	3	58
Total	6	284	47.3	38.0	1	3	58

PUNT RETURNS	NO	YDS	AVG	FC	LG	TD
A.Williams	3	24	8.0	0	15	0
[DOWNED]	1	0	0.0	0	0	0
[TOUCHBACK]	1	0	0.0	0	0	0
Total	3	24	8.0	0	15	0

KICKOFF RETURNS	NO	YDS	AVG	FC	LG	TD
C.Patterson	2	40	20.0	0	24	0
K.Smith	1	10	10.0	0	10	0
[TOUCHBACK]	1	0	0.0	0	0	0
Total	3	50	16.7	0	24	0

## New York Giants

RUSHING	ATT	YDS	AVG	LG	TD
S.Barkley	16	51	3.2	15	1
D.Jones	8	39	4.9	12	0
E.Penny	2	6	3.0	4	0
G.Brightwell	1	4	4.0	4	0
Total	27	100	3.7	15	1

PASSING	ATT	CMP	YDS	SK/YD	TD	LG	IN	RT
D.Jones	35	24	266	2/20	0	38	0	90.9
Total	35	24	266	2/20	0	38	0	90.9

PASS RECEIVING	TAR	REC	YDS	AVG	LG	TD
S.Barkley	7	6	43	7.2	14	0
C.Johnson	7	5	51	10.2	16	0
K.Golladay	5	4	64	16.0	19	0
E.Engram	6	2	21	10.5	13	0
S.Shepard	3	2	16	8.0	12	0
K.Toney	3	2	16	8.0	9	0
C.Board	2	1	38	38.0	38	0
K.Smith	1	1	9	9.0	9	0
D.Slayton	1	1	8	8.0	8	0
Total	35	24	266	11.1	38	0

INTERCEPTIONS	NO	YDS	AVG	LG	TD
Total	0	0	0	0	0

PUNTING	NO	YDS	AVG	NET	TB	IN20	LG
R.Dixon	5	229	45.8	37.0	1	2	55
Total	5	229	45.8	37.0	1	2	55

PUNT RETURNS	NO	YDS	AVG	FC	LG	TD
J.Peppers	2	36	18.0	1	19	0
C.Board	0	0	0.0	1	0	0
[DOWNED]	1	0	0.0	0	0	0
[TOUCHBACK]	1	0	0.0	0	0	0
Total	2	36	18.0	2	19	0

KICKOFF RETURNS	NO	YDS	AVG	FC	LG	TD
C.Board	1	6	6.0	0	6	0
[TOUCHBACK]	2	0	0.0	0	0	0
Total	1	6	6.0	0	6	0

## Atlanta Falcons

FUMBLES	FUM	LOST	OWN-REC	YDS	TD	FORCED	OPP-REC	YDS	TD	OUT-BDS
M.Ryan	1	1	0	0	0	0	0	0	0	0
I.Oliver	0	0	0	0	0	1	1	2	0	0
D.Fowler	0	0	0	0	0	1	0	0	0	0
Total	1	1	0	0	0	2	1	2	0	0

## New York Giants

FUMBLES	FUM	LOST	OWN-REC	YDS	TD	FORCED	OPP-REC	YDS	TD	OUT-BDS
D.Jones	2	0	2	-11	0	0	0	0	0	0
E.Engram	1	1	0	0	0	0	0	0	0	0
A.Ojulari	0	0	0	0	0	1	0	0	0	0
L.Carter	0	0	0	0	0	0	1	0	0	0
Total	3	1	2	-11	0	1	1	0	0	0

**Atlanta Falcons vs New York Giants**  
**9/26/2021 at MetLife Stadium**

# Final Team Statistics

	Visitor Falcons	Home Giants
<b>TOTAL FIRST DOWNS</b>	18	21
By Rushing	3	7
By Passing	12	12
By Penalty	3	2
<b>THIRD DOWN EFFICIENCY</b>	5-13-38.5%	7-14-50.0%
<b>FOURTH DOWN EFFICIENCY</b>	0-0-0.0%	0-0-0.0%
<b>TOTAL NET YARDS</b>	296	346
Total Offensive Plays (inc. times thrown passing)	59	64
Average gain per offensive play	5.0	5.4
<b>NET YARDS RUSHING</b>	69	100
Total Rushing Plays	20	27
Average gain per rushing play	3.5	3.7
Tackles for a loss-number and yards	1-1	4-8
<b>NET YARDS PASSING</b>	227	246
Times thrown - yards lost attempting to pass	3-16	2-20
Gross yards passing	243	266
<b>PASS ATTEMPTS-COMPLETIONS-HAD INTERCEPTED</b>	36-27-0	35-24-0
Avg gain per pass play (inc.# thrown passing)	5.8	6.6
<b>KICKOFFS Number-In End Zone-Touchbacks</b>	3-2-2	4-2-1
<b>PUNTS Number and Average</b>	6-47.3	5-45.8
Had Blocked	0	0
<b>FGs - PATs Had Blocked</b>	0-0	0-0
<b>Net Punting Average</b>	38.0	37.0
<b>TOTAL RETURN YARDAGE (Not Including Kickoffs)</b>	24	36
No. and Yards Punt Returns	3-24	2-36
No. and Yards Kickoff Returns	3-50	1-6
No. and Yards Interception Returns	0-0	0-0
<b>PENALTIES Number and Yards</b>	4-28	8-53
<b>FUMBLES Number and Lost</b>	1-1	3-1
<b>TOUCHDOWNS</b>	2	1
Rushing	0	1
Passing	2	0
<b>EXTRA POINTS Made-Attempts</b>	2-2	1-1
Kicking Made-Attempts	2-2	0-0
Rushing Made-Attempts	0-0	1-1
<b>FIELD GOALS Made-Attempts</b>	1-1	2-2
<b>RED ZONE EFFICIENCY</b>	2-2-100%	1-3-33%
<b>GOAL TO GO EFFICIENCY</b>	2-2-100%	1-2-50%
<b>SAFETIES</b>	0	0
<b>FINAL SCORE</b>	17	14
<b>TIME OF POSSESSION</b>	28:09	31:51

## Ball Possession And Drive Chart

### Atlanta Falcons

#	Time Recd	Time Lost	Time Poss	How Ball Obtained	Drive Began	# Play	Yds Gain	Yds Pen	Net Yds	1st Down	Last Scrm	How Given Up
1	15:00	12:14	2:46	Kickoff	ATL 25	5	16	2	18	1	ATL 43	Punt
2	6:58	4:40	2:18	Kickoff	ATL 21	4	26	0	26	1	ATL 47	Punt
3	2:35	0:51	1:44	Punt	ATL 40	3	7	0	7	0	ATL 47	Punt
4	8:13	3:42	4:31	Kickoff	ATL 19	8	51	-10	41	2	NYG 40	Punt
5	2:09	1:33	0:36	Punt	NYG 44	6	36	8	44	4	* NYG 4	Touchdown
6	1:00	0:07	0:53	Fumble	NYG 36	3	-3	0	-3	0	NYG 35	Fumble
7	11:14	9:38	1:36	Punt	ATL 16	3	6	0	6	0	ATL 22	Punt
8	6:18	3:03	3:15	Punt	ATL 5	6	32	0	32	2	ATL 37	Punt
9	12:53	4:13	8:40	Kickoff	ATL 28	15	67	5	72	6	* NYG 1	Touchdown
10	1:50	0:00	1:50	Punt	ATL 20	7	58	0	58	2	NYG 22	Field Goal

(294) Average ATL 29

### New York Giants

#	Time Recd	Time Lost	Time Poss	How Ball Obtained	Drive Began	# Play	Yds Gain	Yds Pen	Net Yds	1st Down	Last Scrm	How Given Up
1	12:14	6:58	5:16	Punt	NYG 20	11	83	-10	73	3	* ATL 7	Field Goal
2	4:40	2:35	2:05	Punt	NYG 11	4	24	0	24	1	NYG 35	Punt
3	0:51	8:13	7:38	Punt	NYG 14	15	78	-5	73	5	* ATL 13	Field Goal
4	3:42	2:09	1:33	Punt	NYG 3	3	4	-3	1	0	NYG 4	Punt
5	1:33	1:00	0:33	Kickoff	NYG 25	2	13	0	13	0	NYG 25	Fumble
6	0:07	0:00	0:07	Fumble	NYG 39	1	-1	0	-1	0	NYG 39	End of Half
7	15:00	11:14	3:46	Kickoff	NYG 14	7	29	0	29	2	NYG 43	Punt
8	9:38	6:18	3:20	Punt	NYG 44	6	22	-5	17	1	ATL 39	Punt
9	3:03	12:53	5:10	Punt	NYG 29	10	64	7	71	7	* ATL 1	Touchdown
10	4:13	1:50	2:23	Kickoff	NYG 25	7	19	6	25	2	50	Punt

(224) Average NYG 22

\* inside opponent's 20

### Time of Possession by Quarter

	1st	2nd	3rd	4th	OT	Total
<b>Visitor</b> Atlanta Falcons	6:48	6:00	4:51	10:30		28:09
<b>Home</b> New York Giants	8:12	9:00	10:09	4:30		31:51

### Kickoff Drive No.-Start Average

Falcons: 4 - ATL 23

Giants: 3 - NYG 21

**Atlanta Falcons vs New York Giants**  
**9/26/2021 at MetLife Stadium**

# Final Defensive Statistics

Atlanta Falcons	Regular Defensive Plays												Special Teams					Misc			
	TKL	AST	COMB	SK	/ YDS	TFL	Q	IN	PD	FF	FR		TKL	AST	FF	FR	BL	TKL	AST	FF	FR
F.Oluokun	9	5	14	0	0	1	1	0	0	0	0		0	0	0	0	0	0	0	0	0
D.Jones	8	5	13	0	0	1	0	0	0	0	0		0	0	0	0	0	0	0	0	0
T.Green	6	2	8	0	0	0	0	0	1	0	0		0	0	0	0	0	0	0	0	0
G.Jarrett	4	0	4	1	11	1	2	0	0	0	0		0	0	0	0	0	0	0	0	0
S.Means	3	0	3	0	0	1	0	0	0	0	0		0	0	0	0	0	0	0	0	0
E.Harris	2	1	3	0	0	0	0	0	2	0	0		1	0	0	0	0	0	0	0	0
M.Davidson	2	1	3	0	0	0	0	0	0	0	0		0	0	0	0	0	0	0	0	0
T.Graham	2	1	3	0	0	0	0	0	0	0	0		0	0	0	0	0	0	0	0	0
D.Fowler	1	2	3	1	9	0	1	0	1	1	0		0	0	0	0	0	0	0	0	0
I.Oliver	2	0	2	0	0	0	1	0	2	1	1		0	0	0	0	0	0	0	0	0
D.Harmon	1	0	1	0	0	0	0	0	0	0	0		0	0	0	0	0	0	0	0	0
T.Davison	1	0	1	0	0	1	0	0	0	0	0		0	0	0	0	0	0	0	0	0
F.Moreau	1	0	1	0	0	0	0	0	0	0	0		0	0	0	0	0	0	0	0	0
B.Copeland	1	0	1	0	0	0	0	0	0	0	0		0	0	0	0	0	0	0	0	0
J.Bullard	0	1	1	0	0	0	0	0	0	0	0		0	0	0	0	0	0	0	0	0
M.Walker	0	0	0	0	0	0	0	0	1	0	0		0	1	0	0	0	0	0	0	0
A.Williams	0	0	0	0	0	0	0	0	1	0	0		0	0	0	0	0	0	0	0	0
K.Smith	0	0	0	0	0	0	0	0	0	0	0		1	0	0	0	0	0	0	0	0
D.Etheridge	0	0	0	0	0	0	0	0	0	0	0		0	1	0	0	0	0	0	0	0
<b>Total</b>	<b>43</b>	<b>18</b>	<b>61</b>	<b>2</b>	<b>20</b>	<b>5</b>	<b>5</b>	<b>0</b>	<b>8</b>	<b>2</b>	<b>1</b>		<b>2</b>	<b>2</b>	<b>0</b>	<b>0</b>	<b>0</b>	<b>0</b>	<b>0</b>	<b>0</b>	<b>0</b>

**TKL = Tackle AST = Assist COMB = Combined QH=QB Hit IN = Interception PD = Pass Defense FF = Forced Fumble FR = Fumble Recovery**

New York Giants	Regular Defensive Plays												Special Teams					Misc			
	TKL	AST	COMB	SK	/ YDS	TFL	QH	IN	PD	FF	FR		TKL	AST	FF	FR	BL	TKL	AST	FF	FR
T.Crowder	4	7	11	0	0	0	0	0	1	0	0		0	0	0	0	0	0	0	0	0
L.Ryan	3	5	8	0	0	0	0	0	1	0	0		0	0	0	0	0	0	0	0	0
J.Peppers	4	3	7	0	0	0	2	0	0	0	0		1	0	0	0	0	0	0	0	0
X.McKinney	5	1	6	0	0	0	0	0	0	0	0		0	0	0	0	0	0	0	0	0
A.Johnson	3	2	5	1	6	1	1	0	0	0	0		0	0	0	0	0	0	0	0	0
L.Williams	3	2	5	1	6	1	1	0	0	0	0		0	0	0	0	0	0	0	0	0
A.Jackson	4	0	4	0	0	0	0	0	0	0	0		0	0	0	0	0	0	0	0	0
R.Ragland	3	1	4	0	0	0	0	0	0	0	0		0	0	0	0	0	0	0	0	0
A.Ojulari	1	2	3	1	4	0	1	0	0	1	0		0	0	0	0	0	0	0	0	0
D.Lawrence	1	2	3	0	0	1	1	0	0	0	0		0	0	0	0	0	0	0	0	0
J.Love	0	2	2	0	0	0	0	0	1	0	0		0	1	0	0	0	0	0	0	0
B.Martinez	0	2	2	0	0	0	0	0	0	0	0		0	0	0	0	0	0	0	0	0
L.Carter	1	0	1	0	0	1	0	0	0	0	1		0	0	0	0	0	0	0	0	0
O.Ximines	1	0	1	0	0	0	0	0	0	0	0		0	0	0	0	0	0	0	0	0
R.Williams	1	0	1	0	0	0	0	0	0	0	0		0	0	0	0	0	0	0	0	0
J.Bradberry	0	1	1	0	0	0	0	0	1	0	0		0	0	0	0	0	0	0	0	0
D.Shelton	0	1	1	0	0	0	0	0	0	0	0		0	0	0	0	0	0	0	0	0
G.Brightwell	0	0	0	0	0	0	0	0	0	0	0		0	3	0	0	0	0	0	0	0
C.Coughlin	0	0	0	0	0	0	0	0	0	0	0		0	2	0	0	0	0	0	0	0
C.Board	0	0	0	0	0	0	0	0	0	0	0		0	1	0	0	0	0	0	0	0
C.Gillaspia	0	0	0	0	0	0	0	0	0	0	0		0	1	0	0	0	0	0	0	0
K.Golladay	0	0	0	0	0	0	0	0	0	0	0		0	0	0	0	0	1	0	0	0
D.Jones	0	0	0	0	0	0	0	0	0	0	0		0	0	0	0	0	0	0	0	2
<b>Total</b>	<b>34</b>	<b>31</b>	<b>65</b>	<b>3</b>	<b>16</b>	<b>4</b>	<b>6</b>	<b>0</b>	<b>4</b>	<b>1</b>	<b>1</b>		<b>1</b>	<b>8</b>	<b>0</b>	<b>0</b>	<b>0</b>	<b>1</b>	<b>0</b>	<b>0</b>	<b>2</b>

**9/26/2021 at MetLife Stadium**

### PERIOD SCORES

## TIME OF POSSESSION

## Scoring Plays

## TOTAL FIRST DOWNS

### First Downs Rushing-Passing-by Penalty

### THIRD DOWN EFFICIENCY

## TOTAL NET YARDS

### Total Offensive Plays

### NET YARDS RUSHING

### NET YARDS PASSING

### Gross Yards Passing

Times thrown-yards lost attempting to pass

### Pass Attempts-Completions-Had Intercepted

### Punts-Number and Average

### Penalties-Number and Yards

### Fumbles-Number and Lost

### Red Zone Efficiency

### Average Drive Start

[illegible]

**9/26/2021 at MetLife Stadium**

[illegible]

## Play By Play

## First Quarter

9/26/2021

NYG wins the coin toss and elects to defer. ATL elects to Receive, and NYG elects to defend the south goal.

G.Gano kicks 65 yards from NYG 35 to end zone, Touchback.

## Atlanta Falcons at 15:00

1-10-ATL 25	(15:00) M.Davis right guard to ATL 29 for 4 yards (B.Martinez; D.Lawrence).	
2-6-ATL 29	(14:39) (No Huddle) M.Ryan pass short right to M.Davis pushed ob at ATL 32 for 3 yards (A.Jackson).	
3-3-ATL 32	(14:07) (Shotgun) M.Ryan pass incomplete short right to O.Zaccheaus (R.Williams).	
	<i>PENALTY on NYG-R.Williams, Defensive Pass Interference, 2 yards, enforced at ATL 32 - No Play.</i>	X1
<u>1-10-ATL 34</u>	(14:01) C.Patterson left end to ATL 35 for 1 yard (B.Martinez; A.Johnson).	
2-9-ATL 35	(13:19) M.Ryan pass short right to C.Patterson to ATL 43 for 8 yards (J.Peppers). NYG-B.Martinez was injured during the play.	
3-1-ATL 43	(12:55) #15 - F.Franks at QB (Shotgun) C.Patterson up the middle to ATL 43 for no gain (L.Williams, A.Ojulari).	
4-1-ATL 43	(12:22) C.Nizialek punts 57 yards to end zone, Center-J.Harris, Touchback.	

## New York Giants at 12:14

1-10-NYG 20	(12:14) D.Jones pass short left to S.Barkley pushed ob at NYG 34 for 14 yards (D.Jones).	P1
<u>1-10-NYG 34</u>	(11:51) (No Huddle, Shotgun) S.Barkley right tackle to NYG 36 for 2 yards (I.Oliver).	
	<i>PENALTY on NYG-B.Price, Offensive Holding, 10 yards, enforced at NYG 34 - No Play.</i>	
1-20-NYG 24	(11:21) (Shotgun) D.Jones scrambles right end pushed ob at NYG 32 for 8 yards (F.Oluokun).	
2-12-NYG 32	(11:04) (No Huddle, Shotgun) D.Jones pass short right to D.Slayton to NYG 40 for 8 yards (D.Jones; T.Green).	
3-4-NYG 40	(10:21) (No Huddle, Shotgun) D.Jones pass deep right to C.Board pushed ob at ATL 22 for 38 yards (T.Green).	P2
<u>1-10-ATL 22</u>	(9:56) (No Huddle, Shotgun) S.Barkley right guard to ATL 15 for 7 yards (E.Harris).	
2-3-ATL 15	(9:13) S.Barkley right guard to ATL 13 for 2 yards (D.Fowler; D.Jones).	
3-1-ATL 13	(8:38) D.Jones scrambles right end pushed ob at ATL 8 for 5 yards (T.Green).	R3
<u>1-8-ATL 8</u>	(8:10) (No Huddle, Shotgun) D.Jones pass incomplete short left to E.Engram (D.Fowler).	
2-8-ATL 8	(8:06) (Shotgun) D.Jones sacked at ATL 19 for -11 yards (G.Jarrett).	
3-19-ATL 19	(7:23) (No Huddle, Shotgun) D.Jones scrambles right end ran ob at ATL 7 for 12 yards (D.Jones).	
4-7-ATL 7	<b>(7:01) G.Gano 25 yard field goal is GOOD, Center-C.Kreiter, Holder-R.Dixon.</b>	

<b>ATL 0 NYG 3, 11 plays, 73 yards, 5:16 drive, 8:02 elapsed</b>
--

G.Gano kicks 68 yards from NYG 35 to ATL -3. C.Patterson to ATL 21 for 24 yards (C.Board; C.Coughlin).

## Atlanta Falcons at 6:58, (1st play from scrimmage 6:50)

1-10-ATL 21	(6:50) M.Ryan pass short middle to C.Ridley to ATL 40 for 19 yards (L.Ryan; J.Bradberry).	P2
<u>1-10-ATL 40</u>	(6:09) (No Huddle) M.Davis left guard to ATL 45 for 5 yards (R.Ragland).	
2-5-ATL 45	(5:36) (No Huddle) C.Patterson left end to ATL 47 for 2 yards (J.Love; T.Crowder).	
3-3-ATL 47	(4:53) (Shotgun) M.Ryan pass incomplete short left to C.Ridley (J.Bradberry).	
4-3-ATL 47	(4:48) C.Nizialek punts 42 yards to NYG 11, Center-J.Harris, fair catch by J.Peppers.	

## New York Giants at 4:40

1-10-NYG 11	(4:40) D.Jones pass short right to K.Golladay pushed ob at NYG 30 for 19 yards (D.Harmon).	P4
<u>1-10-NYG 30</u>	(4:04) (No Huddle, Shotgun) S.Barkley up the middle to NYG 27 for -3 yards (D.Jones).	
2-13-NYG 27	(3:29) (Shotgun) D.Jones pass short middle to E.Engram to NYG 35 for 8 yards (F.Oluokun).	
3-5-NYG 35	(2:52) (Shotgun) D.Jones pass incomplete short right to S.Shepard.	
4-5-NYG 35	(2:48) R.Dixon punts 55 yards to ATL 10, Center-C.Kreiter. A.Williams pushed ob at ATL 25 for 15 yards (C.Coughlin; G.Brightwell).	
	<i>PENALTY on NYG-G.Brightwell, Unnecessary Roughness, 15 yards, enforced at ATL 25.</i>	

## Atlanta Falcons at 2:35

1-10-ATL 40	(2:35) (Shotgun) M.Ryan pass incomplete short middle to O.Zaccheaus.	
2-10-ATL 40	(2:31) M.Ryan pass short right to L.Smith to ATL 43 for 3 yards (O.Ximines) [J.Peppers].	
3-7-ATL 43	(1:45) (Shotgun) M.Ryan pass short left to C.Ridley to ATL 47 for 4 yards (X.McKinney).	
4-3-ATL 47	(:59) C.Nizialek punts 39 yards to NYG 14, Center-J.Harris, fair catch by C.Board.	

## New York Giants at 0:51

1-10-NYG 14	(:51) D.Jones pass incomplete short right to E.Engram (E.Harris).	
2-10-NYG 14	(:44) S.Barkley right tackle ran ob at NYG 29 for 15 yards (F.Oluokun).	R5
<u>1-10-NYG 29</u>	(:11) (No Huddle) E.Penny right end to NYG 31 for 2 yards (G.Jarrett, T.Green).	



Atlanta Falcons vs New York Giants at MetLife Stadium								
END OF QUARTER	Time		First Downs				Efficiencies	
	Score	Poss	R	P	X	T	3 Down	4 Down
Atlanta Falcons	0	6:48	0	1	1	2	0/3	0/0
New York Giants	3	8:12	2	3	0	5	2/4	0/0

Second Quarter

9/26/2021

Play By Play

New York Giants continued.

2-8-NYG 31	(15:00) (Shotgun) S.Barkley right tackle to NYG 30 for -1 yards (T.Davison, F.Oluokun).	
3-9-NYG 30	(14:24) (Shotgun) D.Jones pass short right to K.Golladay to NYG 48 for 18 yards (S.Means) [I.Oliver].	P6
<u>1-10-NYG 48</u>	(13:46) (No Huddle) D.Jones pass short left to S.Shepard to ATL 40 for 12 yards (F.Moreau).	P7
<u>1-10-ATL 40</u>	(13:08) S.Barkley left tackle to ATL 37 for 3 yards (M.Davidson, D.Jones).	
2-7-ATL 37	(12:37) (No Huddle, Shotgun) D.Jones pass incomplete short right to K.Golladay (T.Green).	
3-7-ATL 37	(12:32) (No Huddle, Shotgun) D.Jones pass short middle to K.Toney to ATL 28 for 9 yards (M.Davidson).	P8
	<i>Penalty on ATL-D.Fowler, Defensive Holding, declined.</i>	
<u>1-10-ATL 28</u>	(12:13) D.Jones pass short left to K.Toney to ATL 21 for 7 yards (F.Oluokun).	
2-3-ATL 21	(11:27) (No Huddle, Shotgun) S.Barkley left guard to ATL 17 for 4 yards (F.Oluokun).	R9
<u>1-10-ATL 17</u>	(10:53) (No Huddle, Shotgun) D.Jones FUMBLES (Aborted) at ATL 28, and recovers at ATL 28.	
2-21-ATL 28	(10:10) (Shotgun) D.Jones pass short right to S.Shepard to ATL 24 for 4 yards (F.Oluokun).	
3-17-ATL 24	(9:30) (No Huddle, Shotgun) <i>PENALTY on NYG-E.Penny, False Start, 5 yards, enforced at ATL 24 - No Play.</i>	
3-22-ATL 29	(9:01) (Shotgun) D.Jones pass short right to C.Johnson to ATL 13 for 16 yards (D.Jones; F.Oluokun).	
4-6-ATL 13	<b>(8:19) G.Gano 31 yard field goal is GOOD, Center-C.Kreiter, Holder-R.Dixon.</b>	

ATL 0 NYG 6, 15 plays, 73 yards, 7:38 drive, 6:47 elapsed

G.Gano kicks 56 yards from NYG 35 to ATL 9. K.Smith to ATL 19 for 10 yards (G.Brightwell; J.Love).

Atlanta Falcons at 8:13, (1st play from scrimmage 8:07)

1-10-ATL 19	(8:07) (Shotgun) M.Ryan pass short right to C.Patterson to ATL 28 for 9 yards (R.Ragland).	
2-1-ATL 28	(7:27) C.Patterson left tackle to ATL 39 for 11 yards (X.McKinney; T.Crowder).	R3
<u>1-10-ATL 39</u>	(6:53) (No Huddle) C.Patterson left end to ATL 40 for 1 yard (T.Crowder, L.Williams).	
2-9-ATL 40	(6:27) (No Huddle) M.Ryan pass incomplete deep right to C.Ridley.	
3-9-ATL 40	(6:21) (Shotgun) M.Ryan pass short middle to C.Ridley ran ob at NYG 40 for 20 yards (A.Jackson).	P4
<u>1-10-NYG 40</u>	(5:49) M.Davis left end to NYG 35 for 5 yards (D.Shelton; R.Ragland).	
	<i>PENALTY on ATL-H.Hurst, Offensive Holding, 10 yards, enforced at NYG 40 - No Play.</i>	
1-20-50	(5:21) (Shotgun) M.Ryan pass short middle to C.Ridley to NYG 46 for 4 yards (T.Crowder).	
2-16-NYG 46	(4:44) (No Huddle, Shotgun) M.Ryan pass short right to C.Ridley to NYG 40 for 6 yards (A.Jackson).	
3-10-NYG 40	(4:00) (Shotgun) M.Ryan pass incomplete deep right to O.Zaccheaus (J.Love).	
	New York Giants challenged the incomplete pass ruling, and the play was Upheld. The ruling on the field stands. (Timeout #1.)	
4-10-NYG 40	(3:51) C.Nizialek punts 37 yards to NYG 3, Center-J.Harris, downed by ATL-C.Patterson.	

New York Giants at 3:42

1-10-NYG 3	(3:42) D.Jones pass incomplete short left to C.Board (M.Walker).	
2-10-NYG 3	(3:38) S.Barkley right guard to NYG 7 for 4 yards (M.Davidson; T.Graham).	
3-6-NYG 7	(2:58) (No Huddle, Shotgun) D.Jones pass short right to C.Board pushed ob at NYG 22 for 15 yards (T.Green).	
	<i>PENALTY on NYG-C.Board, Offensive Pass Interference, 3 yards, enforced at NYG 7 - No Play.</i>	
3-9-NYG 4	(2:27) (Shotgun) D.Jones pass incomplete short left to K.Toney (I.Oliver).	
	Timeout #2 by NYG at 02:22.	
4-9-NYG 4	(2:22) R.Dixon punts 49 yards to ATL 47, Center-C.Kreiter. A.Williams to NYG 44 for 9 yards (C.Gillaspia; G.Brightwell).	

Atlanta Falcons at 2:09

1-10-NYG 44	(2:09) (Shotgun) M.Davis right end to NYG 41 for 3 yards (T.Crowder; A.Ojulari).	
Two-Minute Warning		
2-7-NYG 41	(2:00) (Shotgun) M.Ryan pass short right to M.Davis pushed ob at NYG 29 for 12 yards (J.Peppers).	P5
<u>1-10-NYG 29</u>	(1:54) M.Ryan pass short middle to O.Zaccheaus to NYG 15 for 14 yards (X.McKinney).	P6
	<i>PENALTY on NYG-X.McKinney, Unnecessary Roughness, 8 yards, enforced at NYG 15.</i>	X7
<u>1-7-NYG 7</u>	(1:47) M.Ryan pass short left to C.Ridley pushed ob at NYG 4 for 3 yards (X.McKinney).	
2-4-NYG 4	(1:42) M.Ryan pass incomplete short left to C.Ridley.	
	Timeout #1 by ATL at 01:38.	
	Timeout #3 by NYG at 01:38.	
3-4-NYG 4	<b>(1:38) (Shotgun) M.Ryan pass short middle to O.Zaccheaus for 4 yards, TOUCHDOWN.</b>	P8
	Y.Koo extra point is GOOD, Center-J.Harris, Holder-C.Nizialek.	

ATL 7 NYG 6, 6 plays, 44 yards, 1 penalty, 0:36 drive, 13:27 elapsed

Atlanta Falcons vs New York Giants at MetLife Stadium

C.Nizialek kicks 65 yards from ATL 35 to end zone, Touchback.

New York Giants at 1:33

- 1-10-NYG 25 (1:33) (Shotgun) D.Jones pass short right to S.Barkley to NYG 25 for no gain (I.Oliver).
- 2-10-NYG 25 (1:10) (No Huddle, Shotgun) D.Jones pass short middle to E.Engram to NYG 38 for 13 yards (I.Oliver). FUMBLES (I.Oliver), RECOVERED by ATL-I.Oliver at NYG 38. I.Oliver to NYG 36 for 2 yards (K.Golladay). ATL-M.Davidson was injured during the play. The Replay Official reviewed the fumble ruling, and the play was Upheld. The ruling on the field stands.

Atlanta Falcons at 1:00

- 1-10-NYG 36 (1:00) (Shotgun) M.Ryan pass incomplete short right to C.Patterson.
- 2-10-NYG 36 (:56) (Shotgun) M.Ryan pass short middle to M.Davis to NYG 35 for 1 yard (J.Peppers).
- 3-9-NYG 35 (:14) (Shotgun) M.Ryan sacked at NYG 41 for -6 yards (A.Ojulari). FUMBLES (A.Ojulari) [A.Ojulari], RECOVERED by NYG-L.Carter at NYG 39. Officially, a sack for -4 yards.

New York Giants at 0:07

- 1-10-NYG 39 (:07) D.Jones kneels to NYG 38 for -1 yards.

END OF QUARTER

	Score	Time	First Downs				Efficiencies	
		Poss	R	P	X	T	3 Down	4 Down
Atlanta Falcons	7	6:00	1	4	1	6	2/4	0/0
New York Giants	6	9:00	1	3	0	4	2/4	0/0

Third Quarter

9/26/2021

Play By Play

NYG elects to Receive, and ATL elects to defend the North goal.

C.Nizialek kicks 57 yards from ATL 35 to NYG 8. C.Board MUFFS catch, and recovers at NYG 8. C.Board to NYG 14 for 6 yards (D.Etheridge; M.Walker).

New York Giants at 15:00, (1st play from scrimmage 14:54)

1-10-NYG 14	(14:54) S.Barkley up the middle to NYG 20 for 6 yards (D.Jones; F.Oluokun).	
2-4-NYG 20	(14:20) S.Barkley left guard to NYG 17 for -3 yards (F.Oluokun).	
3-7-NYG 17	(13:37) (No Huddle, Shotgun) D.Jones pass short right to C.Johnson to NYG 30 for 13 yards (T.Green).	P10
<u>1-10-NYG 30</u>	(13:02) (No Huddle, Shotgun) D.Jones pass short right to K.Golladay to NYG 41 for 11 yards (T.Green).	P11
<u>1-10-NYG 41</u>	(12:29) (No Huddle, Shotgun) D.Jones pass incomplete short middle to E.Engram (E.Harris) [G.Jarrett].	
2-10-NYG 41	(12:24) (Shotgun) D.Jones pass incomplete short right to C.Johnson (I.Oliver) [F.Oluokun].	
3-10-NYG 41	(12:03) (Shotgun) D.Jones scrambles up the middle to NYG 43 for 2 yards (T.Graham).	
4-8-NYG 43	(11:23) R.Dixon punts 41 yards to ATL 16, Center-C.Kreiter. A.Williams to ATL 16 for no gain.	

Atlanta Falcons at 11:14

1-10-ATL 16	(11:14) M.Ryan sacked at ATL 10 for -6 yards (L.Williams).	
2-16-ATL 10	(10:28) (Shotgun) M.Ryan pass incomplete short middle to H.Hurst (T.Crowder).	
3-16-ATL 10	(10:24) (Shotgun) M.Ryan pass short middle to C.Patterson to ATL 22 for 12 yards (J.Peppers; L.Ryan).	
4-4-ATL 22	(9:50) C.Nizialek punts 58 yards to NYG 20, Center-J.Harris. J.Peppers to NYG 39 for 19 yards (E.Harris).	
	<i>PENALTY on ATL-C.Blake, Player Out of Bounds on Kick, 5 yards, enforced at NYG 39.</i>	

New York Giants at 9:38

1-10-NYG 44	(9:38) D.Jones pass short right to S.Barkley pushed ob at ATL 36 for 20 yards (D.Jones).	
	<i>PENALTY on NYG-W.Hernandez, Ineligible Downfield Pass, 5 yards, enforced at NYG 44 - No Play.</i>	
1-15-NYG 39	(9:12) (Shotgun) D.Jones pass short left to C.Johnson to NYG 49 for 10 yards (E.Harris).	
2-5-NYG 49	(8:40) (No Huddle) G.Brightwell right guard to ATL 47 for 4 yards (B.Copeland).	
3-1-ATL 47	(8:02) D.Jones up the middle to ATL 45 for 2 yards (D.Fowler; F.Oluokun).	R12
<u>1-10-ATL 45</u>	(7:23) (Shotgun) D.Jones pass incomplete short right to S.Barkley.	
2-10-ATL 45	(7:19) (No Huddle, Shotgun) S.Barkley right guard to ATL 39 for 6 yards (S.Means). ATL-S.Means was injured during the play.	
3-4-ATL 39	(6:34) (Shotgun) D.Jones pass incomplete deep right to C.Johnson.	
	<i>Penalty on NYG-B.Bredeson, Offensive Holding, declined.</i>	
4-4-ATL 39	(6:29) R.Dixon punts 34 yards to ATL 5, Center-C.Kreiter, downed by NYG-K.Crossen.	

Atlanta Falcons at 6:18

1-10-ATL 5	(6:18) M.Davis left tackle pushed ob at ATL 16 for 11 yards (L.Ryan).	R9
<u>1-10-ATL 16</u>	(6:01) M.Davis right guard to ATL 21 for 5 yards (D.Shelton; T.Crowder).	
2-5-ATL 21	(5:22) M.Davis right tackle to ATL 31 for 10 yards (L.Ryan; T.Crowder).	R10
<u>1-10-ATL 31</u>	(4:44) (No Huddle) M.Davis right end to ATL 34 for 3 yards (R.Ragland; J.Love).	
2-7-ATL 34	(4:04) (No Huddle) M.Ryan pass short right to L.Smith to ATL 37 for 3 yards (T.Crowder).	
3-4-ATL 37	(3:21) (Shotgun) M.Ryan pass incomplete short middle to O.Zaccheaus (L.Ryan) [J.Peppers].	
4-4-ATL 37	(3:15) C.Nizialek punts 51 yards to NYG 12, Center-J.Harris. J.Peppers to NYG 29 for 17 yards (K.Smith).	

New York Giants at 3:03

1-10-NYG 29	(3:03) (Shotgun) D.Jones scrambles up the middle to NYG 40 for 11 yards (D.Jones).	R13
<u>1-10-NYG 40</u>	(2:30) (No Huddle, Shotgun) S.Barkley up the middle to NYG 44 for 4 yards (J.Bullard; E.Harris).	
2-6-NYG 44	(1:57) (No Huddle, Shotgun) D.Jones pass short left to S.Barkley to ATL 44 for 12 yards (T.Graham).	P14
<u>1-10-ATL 44</u>	(1:23) (No Huddle) D.Jones pass short right to S.Barkley to ATL 41 for 3 yards (D.Jones).	
2-7-ATL 41	(:47) (No Huddle, Shotgun) D.Jones pass short right to C.Johnson to ATL 34 for 7 yards (T.Green).	P15
1-10-ATL 34	(:09) (No Huddle) E.Penny up the middle to ATL 30 for 4 yards (G.Jarrett).	

END OF QUARTER

	Score	Time Poss	First Downs				Efficiencies	
			R	P	X	T	3 Down	4 Down
Atlanta Falcons	7	4:51	2	0	0	2	0/2	0/0
New York Giants	6	10:09	2	4	0	6	2/4	0/0

## Play By Play

## Fourth Quarter

9/26/2021

New York Giants continued.

2-6-ATL 30	(15:00) (Shotgun) S.Barkley left tackle to ATL 29 for 1 yard (G.Jarrett).	
3-5-ATL 29	(14:22) (No Huddle, Shotgun) D.Jones pass short middle to C.Johnson to ATL 24 for 5 yards (F.Oluokun).	P16
	Timeout #1 by NYG at 13:33.	
<u>1-10-ATL 24</u>	(13:33) D.Jones pass short left to K.Golladay to ATL 8 for 16 yards (D.Jones).	P17
<u>1-8-ATL 8</u>	(13:02) (No Huddle, Shotgun) D.Jones pass incomplete short left to K.Golladay (F.Moreau).	
	<i>PENALTY on ATL-F.Moreau, Defensive Pass Interference, 7 yards, enforced at ATL 8 - No Play.</i>	X18
<u>1-1-ATL 1</u>	<b>(12:56) S.Barkley left guard for 1 yard, TOUCHDOWN.</b>	R19
	TWO-POINT CONVERSION ATTEMPT. D.Jones rushes left end. ATTEMPT SUCCEEDS.	

<b>ATL 7 NYG 14, 10 plays, 71 yards, 1 penalty, 5:10 drive, 2:07 elapsed</b>
--

G.Gano kicks 53 yards from NYG 35 to ATL 12. C.Patterson to ATL 28 for 16 yards (J.Peppers).

Atlanta Falcons at 12:53, (1st play from scrimmage 12:48)

1-10-ATL 28	(12:48) M.Davis right end to ATL 31 for 3 yards (R.Ragland).	
2-7-ATL 31	(12:18) M.Ryan pass short right to C.Patterson to ATL 30 for -1 yards (L.Carter) [D.Lawrence].	
	Timeout #2 by NYG at 11:34.	
3-8-ATL 30	(11:34) (Shotgun) M.Ryan pass short middle to K.Pitts to ATL 40 for 10 yards (L.Ryan).	P11
<u>1-10-ATL 40</u>	(11:03) C.Patterson right end to ATL 43 for 3 yards (A.Johnson).	
2-7-ATL 43	(10:22) (Shotgun) M.Ryan pass short middle to C.Patterson to NYG 31 for 26 yards (X.McKinney).	P12
<u>1-10-NYG 31</u>	(9:38) C.Patterson up the middle to NYG 29 for 2 yards (A.Johnson, T.Crowder).	
2-8-NYG 29	(9:00) M.Ryan pass short right to M.Davis pushed ob at NYG 25 for 4 yards (T.Crowder).	
3-4-NYG 25	(8:21) (Shotgun) M.Ryan pass short left to T.Sharpe to NYG 19 for 6 yards (R.Williams).	P13
<u>1-10-NYG 19</u>	(7:43) (Shotgun) M.Ryan sacked at NYG 25 for -6 yards (A.Johnson).	
2-16-NYG 25	(6:59) (Shotgun) M.Ryan pass short left to O.Zaccheaus pushed ob at NYG 11 for 14 yards (J.Peppers).	
3-2-NYG 11	(6:31) M.Ryan pass short right to C.Ridley to NYG 7 for 4 yards (L.Ryan; J.Peppers).	P14
<u>1-7-NYG 7</u>	(5:56) (Shotgun) M.Ryan pass short right to C.Ridley to NYG 6 for 1 yard (A.Jackson).	
2-6-NYG 6	(5:07) (Shotgun) M.Ryan pass incomplete short right to K.Pitts.	
3-6-NYG 6	(5:01) (Shotgun) M.Ryan pass incomplete short middle to K.Pitts (L.Ryan).	
	<i>PENALTY on NYG-L.Ryan, Defensive Pass Interference, 5 yards, enforced at NYG 6 - No Play.</i>	X15
<u>1-1-NYG 1</u>	(4:55) M.Davis left guard to NYG 1 for no gain (L.Williams; D.Lawrence).	
2-1-NYG 1	<b>(4:16) M.Ryan pass short middle to L.Smith for 1 yard, TOUCHDOWN.</b>	P16
	Y.Koo extra point is GOOD, Center-J.Harris, Holder-C.Nizialek.	

<b>ATL 14 NYG 14, 15 plays, 72 yards, 1 penalty, 8:40 drive, 10:47 elapsed</b>
--

C.Nizialek kicks 65 yards from ATL 35 to end zone, Touchback.

New York Giants at 4:13

1-10-NYG 25	(4:13) (Shotgun) D.Jones pass short right to S.Barkley pushed ob at NYG 29 for 4 yards (T.Green).	
2-6-NYG 29	(4:07) (No Huddle) S.Barkley left guard to NYG 35 for 6 yards (F.Oluokun).	R20
<u>1-10-NYG 35</u>	(3:37) (No Huddle, Shotgun) D.Jones pass short middle to K.Smith to NYG 44 for 9 yards (D.Jones).	
2-1-NYG 44	(3:06) (No Huddle) S.Barkley right end to NYG 43 for -1 yards (S.Means, F.Oluokun).	
3-2-NYG 43	(2:19) (No Huddle, Shotgun) D.Jones pass incomplete short left to K.Golladay (F.Moreau).	
	<i>PENALTY on ATL-F.Moreau, Defensive Pass Interference, 6 yards, enforced at NYG 43 - No Play.</i>	X21
<u>1-10-NYG 49</u>	(2:15) (Shotgun) D.Jones pass incomplete short middle to E.Enggram (A.Williams).	
2-10-NYG 49	(2:12) (Shotgun) D.Jones sacked at NYG 40 for -9 yards (D.Fowler). FUMBLES (D.Fowler) [D.Fowler], and recovers at NYG 40.	
	<i>Penalty on NYG-N.Solder, Offensive Holding, declined.</i>	
3-19-NYG 40	(2:05) (Shotgun) D.Jones pass short left to S.Barkley to 50 for 10 yards (D.Jones).	

Two-Minute Warning

4-9-50	(1:58) R.Dixon punts 50 yards to end zone, Center-C.Kreiter, Touchback.
--------	---

Atlanta Falcons at 1:50

1-10-ATL 20	(1:50) M.Ryan pass short left to C.Patterson pushed ob at ATL 48 for 28 yards (X.McKinney).	P17
<u>1-10-ATL 48</u>	(1:42) M.Davis right tackle to 50 for 2 yards (L.Williams).	
2-8-50	(1:04) (Shotgun) M.Ryan pass deep right to K.Pitts to NYG 25 for 25 yards (J.Peppers; L.Ryan).	P18

Atlanta Falcons vs New York Giants at MetLife Stadium

1-10-NYG 25 (:21) M.Davis left tackle to NYG 24 for 1 yard (A.Johnson; T.Crowder).  
Timeout #1 by ATL at 00:15.  
2-9-NYG 24 (:15) M.Davis left tackle to NYG 21 for 3 yards (L.Ryan).  
Timeout #2 by ATL at 00:09.  
3-6-NYG 21 (:09) M.Ryan right guard to NYG 22 for -1 yards (D.Lawrence).  
Timeout #3 by ATL at 00:03.  
4-7-NYG 22 (:03) **Y.Koo 40 yard field goal is GOOD, Center-J.Harris, Holder-C.Nizialek.**

ATL 17 NYG 14, 7 plays, 58 yards, 1:50 drive, 15:00 elapsed

END OF QUARTER	Time		First Downs				Efficiencies	
	Score	Poss	R	P	X	T	3 Down	4 Down
Atlanta Falcons	17	10:30	0	7	1	8	3/4	0/0
New York Giants	14	4:30	2	2	2	6	1/2	0/0

# Miscellaneous Statistics Report

Atlanta Falcons vs New York Giants

9/26/2021 at MetLife Stadium

## Ten Longest Plays for Atlanta Falcons

Yards	Qtr	Play Start	Play Description
28	4	1-10-ATL 20	(1:50) M.Ryan pass short left to C.Patterson pushed ob at ATL 48 for 28 yards (X.McKinney).
26	4	2-7-ATL 43	(10:22) (Shotgun) M.Ryan pass short middle to C.Patterson to NYG 31 for 26 yards (X.McKinney).
25	4	2-8-50	(1:04) (Shotgun) M.Ryan pass deep right to K.Pitts to NYG 25 for 25 yards (J.Peppers; L.Ryan).
22	2	1-10-NYG 29	(1:54) M.Ryan pass short middle to O.Zaccheaus to NYG 15 for 14 yards (X.McKinney). PENALTY on NYG-X.McKinney, Unnecessary Roughness, 8 yards, enforced at NYG 15.
20	2	3-9-ATL 40	(6:21) (Shotgun) M.Ryan pass short middle to C.Ridley ran ob at NYG 40 for 20 yards (A.Jackson).
19	1	1-10-ATL 21	(6:50) M.Ryan pass short middle to C.Ridley to ATL 40 for 19 yards (L.Ryan; J.Bradberry).
14	4	2-16-NYG 25	(6:59) (Shotgun) M.Ryan pass short left to O.Zaccheaus pushed ob at NYG 11 for 14 yards (J.Peppers).
12	2	2-7-NYG 41	(2:00) (Shotgun) M.Ryan pass short right to M.Davis pushed ob at NYG 29 for 12 yards (J.Peppers).
12	3	3-16-ATL 10	(10:24) (Shotgun) M.Ryan pass short middle to C.Patterson to ATL 22 for 12 yards (J.Peppers; L.Ryan).
11	2	2-1-ATL 28	(7:27) C.Patterson left tackle to ATL 39 for 11 yards (X.McKinney; T.Crowder).

## Ten Longest Plays for New York Giants

Yards	Qtr	Play Start	Play Description
38	1	3-4-NYG 40	(10:21) (No Huddle, Shotgun) D.Jones pass deep right to C.Board pushed ob at ATL 22 for 38 yards (T.Green).
19	1	1-10-NYG 11	(4:40) D.Jones pass short right to K.Golladay pushed ob at NYG 30 for 19 yards (D.Harmon).
18	2	3-9-NYG 30	(14:24) (Shotgun) D.Jones pass short right to K.Golladay to NYG 48 for 18 yards (S.Means) [I.Oliver].
16	2	3-22-ATL 29	(9:01) (Shotgun) D.Jones pass short right to C.Johnson to ATL 13 for 16 yards (D.Jones; F.Oluokun).
16	4	1-10-ATL 24	(13:33) D.Jones pass short left to K.Golladay to ATL 8 for 16 yards (D.Jones).
15	1	2-10-NYG 14	(:44) S.Barkley right tackle ran ob at NYG 29 for 15 yards (F.Oluokun).
14	1	1-10-NYG 20	(12:14) D.Jones pass short left to S.Barkley pushed ob at NYG 34 for 14 yards (D.Jones).
13	3	3-7-NYG 17	(13:37) (No Huddle, Shotgun) D.Jones pass short right to C.Johnson to NYG 30 for 13 yards (T.Green).
12	1	3-19-ATL 19	(7:23) (No Huddle, Shotgun) D.Jones scrambles right end ran ob at ATL 7 for 12 yards (D.Jones).
12	2	1-10-NYG 48	(13:46) (No Huddle) D.Jones pass short left to S.Shepard to ATL 40 for 12 yards (F.Moreau).

## Touchdown Scoring Information

		Offense	Defense	Special Teams
<b>VISITOR</b>	Atlanta Falcons	2	0	0
<b>HOME</b>	New York Giants	1	0	0

## Player Scoring Information

Club	Player	TD	Rush TD	Rec TD	KO TD	Punt TD	Int TD	Fum TD	Misc TD	FG	XP	2Pt Rush	2Pt Rec	Sfty	Points
ATL	O.Zaccheaus	0	0	1	0	0	0	0	0	0	0	0	0	0	6
ATL	L.Smith	0	0	1	0	0	0	0	0	0	0	0	0	0	6
ATL	Y.Koo	0	0	0	0	0	0	0	0	1	2	0	0	0	5
NYG	S.Barkley	0	1	0	0	0	0	0	0	0	0	0	0	0	6
NYG	G.Gano	0	0	0	0	0	0	0	0	2	0	0	0	0	6
NYG	D.Jones	0	0	0	0	0	0	0	0	0	0	1	0	0	2

## Possession Detail

	First Half		Second Half		Game	
	Visitor	Home	Visitor	Home	Visitor	Home
Largest Lead	1	6	3	7	3	7
Drives Leading	1	3	2	0	3	3
Time of Possession Leading	0:53	11:16	4:51	0:00	5:44	11:16
Largest Deficit	-6	-1	-7	-3	-7	-3
Drives Trailing	4	2	1	3	5	5
Time of Possession Trailing	9:09	0:40	8:40	12:16	17:49	12:56
Times Score Tied Up		0		1		1
Lead Changes		2		2		4

# Playtime Percentage

Percent of playtime per player on offense, defense and special teams (Unofficial)

## Atlanta Falcons

## New York Giants

		Offense		Defense	Special Teams				Offense		Defense	Special Teams		
C Lindstrom	G	62	100%		3	13%	A Thomas	T	70	100%		2	9%	
J Matthews	T	62	100%		3	13%	B Price	C	70	100%		2	9%	
J Mayfield	G	62	100%		3	13%	N Solder	T	70	100%		2	9%	
K McGary	T	62	100%		3	13%	W Hernandez	G	70	100%		2	9%	
M Hennessy	C	62	100%				B Bredeson	G	70	100%				
M Ryan	QB	62	100%				D Jones	QB	70	100%				
C Ridley	WR	59	95%				S Barkley	RB	60	86%				
K Pitts	TE	52	84%				K Golladay	WR	48	69%				
O Zaccheaus	WR	43	69%				K Toney	WR	46	66%				
M Davis	RB	37	60%				E Engram	TE	39	56%				
C Patterson	RB	26	42%		7	30%	C Johnson	WR	34	49%		8	35%	
L Smith	TE	26	42%		3	13%	K Rudolph	TE	29	41%		2	9%	
H Hurst	TE	24	39%		3	13%	K Smith	TE	28	40%		9	39%	
K Smith	FB	22	35%		17	74%	S Shepard	WR	24	34%				
T Sharpe	WR	15	24%				C Board	WR	22	31%		11	48%	
J Spriggs	T	3	5%		3	13%	D Slayton	WR	9	13%				
F Franks	QB	3	5%				E Penny	RB	8	11%		13	57%	
E Harris	FS			70	100%	10	43%	G Brightwell	RB	2	3%	13	57%	
F Moreau	CB			70	100%	3	13%	C Gillaspia	FB	1	1%	21	91%	
F Oluokun	LB			70	100%	1	4%	L Ryan	FS		62	100%	3	13%
T Green	CB			70	100%	1	4%	T Crowder	LB		61	98%	3	13%
D Jones	LB			68	97%	1	4%	X McKinney	FS		61	98%		
I Oliver	CB			57	81%	9	39%	J Bradberry	CB		60	97%	3	13%
S Means	LB			53	76%	7	30%	A Jackson	CB		60	97%		
G Jarrett	DT			53	76%	1	4%	L Williams	DT		49	79%	8	35%
D Fowler	LB			48	69%	1	4%	J Peppers	SS		43	69%	14	61%
D Harmon	SS			48	69%			D Lawrence	DE		43	69%	10	43%
T Davison	DT			41	59%			R Ragland	LB		40	65%	11	48%
J Hawkins	FS			23	33%	20	87%	A Johnson	NT		39	63%	8	35%
A Ogundeji	LB			22	31%	10	43%	L Carter	LB		32	52%	5	22%
J Bullard	DE			22	31%	2	9%	A Ojulari	LB		31	50%	5	22%
T Graham	DE			16	23%	3	13%	D Shelton	NT		21	34%	5	22%
M Davidson	DT			15	21%	2	9%	J Love	SS		20	32%	16	70%
J Tuioti-Mariner	LB			12	17%	17	74%	R Williams	CB		17	27%	6	26%
M Walker	LB			5	7%	15	65%	O Ximines	LB		17	27%	3	13%
B Copeland	LB			4	6%	10	43%	R Johnson	DE		12	19%		
A Williams	CB			3	4%	20	87%	C Coughlin	LB		5	8%	21	91%
R Grant	SS					19	83%	B Martinez	LB		5	8%		
D Etheridge	LB					13	57%	Q Roche	LB		3	5%		
C Nizialek	P					12	52%	D Holmes	CB		1	2%	7	30%
C Blake	WR					10	43%	K Crossen	CB				18	78%
J Harris	LS					9	39%	R Dixon	P				7	30%
D Hall	CB					6	26%	C Kreiter	LS				7	30%
D Dalman	C					3	13%	G Gano	K				6	26%
Y Koo	K					3	13%							





# GIANTS STATISTICS





# 2021 TEAM STATS

## New York Giants / Week 3 / Through Sunday, September 26, 2021 / Regular Season

Won 0, Lost 3

9/12/2021	L	13 - 27	Denver Broncos
9/16/2021	L	29 - 30	at Washington Football Team
9/26/2021	L	14 - 17	Atlanta Falcons

New York Giants Opponent

Total First Downs	61	67						
Rushing	17	15						
Passing	35	42						
Penalty	9	10						
3rd Down: Made/Att	17/38	16/41						
3rd Down Pct.	44.7%	39.0%						
4th Down: Made/Att	1/3	5/5						
4th Down Pct.	33.3%	100.0%						
Possession Avg.	29:29	30:31						
Total Net Yards	1051	1123						
Avg. Per Game	350.3	374.3						
Total Plays	187	194						
Avg. Per Play	5.6	5.8						
Net Yards Rushing	323	321						
Avg. Per Game	107.7	107.0						
Total Rushes	75	70						
Net Yards Passing	728	802						
Avg. Per Game	242.7	267.3						
Sacked/Yards Lost	8/54	6/41						
Gross Yards	782	843						
Attempts/Completions	104/68	118/89						
Completion Pct.	65.4%	75.4%						
Had Intercepted	0	1						
Punts/Average	11/46.7	12/46.8						
Net Punting Avg.	38.7	41.3						
Penalties/Yards	23/182	18/159						
Fumbles/Ball Lost	4/2	2/2						
Touchdowns	5	8						
Rushing	3	2						
Passing	2	6						
Returns	0	0						
Score By Periods	Q1	Q2	Q3	Q4	OT	Pts		
Team	10	13	10	23	0	56		
Opponents	0	31	10	33	0	74		
Scoring	TD	Ru	Pa	Rt	PAT	FG	2Pt	Pts
G.Gano	0	0	0	0	3/3	7/7	0	24
D.Jones	2	2	0	0	0/0	0/0	1	14
S.Shepard	1	0	1	0	0/0	0/0	0	6
S.Barkley	1	1	0	0	0/0	0/0	0	6
D.Slayton	1	0	1	0	0/0	0/0	0	6
Team	5	3	2	0	3/3	7/7	1	56
Opponents	8	2	6	0	8/8	6/6	0	74

2-Pt. Conversions: Team 1/1, Opponents: 0/0

Sacks: A.Ojulari 3.0, A.Johnson 2.0, L.Williams 1.0 **Team: 6.0,**

**Opponents: 8.0**

<b>Rushing</b>	<b>No.</b>	<b>Yds</b>	<b>Avg</b>	<b>Long</b>	<b>TD</b>			
D.Jones	23	161	7.0	46	2			
S.Barkley	39	134	3.4	41	1			
D.Booker	6	16	2.7	7	0			
E.Penny	4	11	2.8	4	0			
C.Board	1	6	6.0	6	0			
G.Brightwell	1	4	4.0	4	0			
S.Shepard	1	-9	-9.0	-9	0			
<b>Team</b>	<b>75</b>	<b>323</b>	<b>4.3</b>	<b>46</b>	<b>3</b>			
<b>Opponents</b>	<b>70</b>	<b>321</b>	<b>4.6</b>	<b>70t</b>	<b>2</b>			
<b>Receiving</b>	<b>No.</b>	<b>Yds</b>	<b>Avg</b>	<b>Long</b>	<b>TD</b>			
S.Shepard	18	223	12.4	37t	1			
K.Golladay	11	166	15.1	19	0			
S.Barkley	9	56	6.2	14	0			
D.Slayton	7	127	18.1	42	1			
C.Johnson	5	51	10.2	16	0			
K.Rudolph	4	33	8.3	13	0			
K.Toney	4	14	3.5	9	0			
K.Smith	3	33	11.0	21	0			
C.Board	2	44	22.0	38	0			
E.Engram	2	21	10.5	13	0			
D.Booker	2	8	4.0	6	0			
G.Brightwell	1	6	6.0	6	0			
E.Penny	0	0	0.0	0	0			
<b>Team</b>	<b>68</b>	<b>782</b>	<b>11.5</b>	<b>42</b>	<b>2</b>			
<b>Opponents</b>	<b>89</b>	<b>843</b>	<b>9.5</b>	<b>56</b>	<b>6</b>			
<b>Interceptions</b>	<b>No.</b>	<b>Yds</b>	<b>Avg</b>	<b>Long</b>	<b>TD</b>			
J.Bradberry	1	5	5.0	5	0			
<b>Team</b>	<b>1</b>	<b>5</b>	<b>5.0</b>	<b>5</b>	<b>0</b>			
<b>Punting</b>	<b>No</b>	<b>Yds</b>	<b>Avg</b>	<b>Net</b>	<b>TB</b>	<b>In</b>	<b>Lg</b>	<b>B</b>
R.Dixon	11	514	46.7	38.7	2	4	61	0
<b>Team</b>	<b>11</b>	<b>514</b>	<b>46.7</b>	<b>38.7</b>	<b>2</b>	<b>4</b>	<b>61</b>	<b>0</b>
<b>Opponents</b>	<b>12</b>	<b>562</b>	<b>46.8</b>	<b>41.3</b>	<b>1</b>	<b>3</b>	<b>58</b>	<b>0</b>
<b>Punt Returns</b>	<b>Ret</b>	<b>FC</b>	<b>Yds</b>	<b>Avg</b>	<b>Long</b>	<b>TD</b>		
J.Peppers	5	1	46	9.2	19	0		
C.Board	0	2	0	0.0	0	0		
<b>Team</b>	<b>5</b>	<b>3</b>	<b>46</b>	<b>9.2</b>	<b>19</b>	<b>0</b>		
<b>Opponents</b>	<b>5</b>	<b>2</b>	<b>48</b>	<b>9.6</b>	<b>15</b>	<b>0</b>		
<b>Kickoff Returns</b>	<b>No.</b>	<b>Yds</b>	<b>Avg</b>	<b>Long</b>	<b>TD</b>			
C.Board	4	92	23.0	38	0			
<b>Team</b>	<b>4</b>	<b>92</b>	<b>23.0</b>	<b>38</b>	<b>0</b>			
<b>Opponents</b>	<b>7</b>	<b>133</b>	<b>19.0</b>	<b>27</b>	<b>0</b>			
<b>Field Goals</b>	<b>1-19</b>	<b>20-29</b>	<b>30-39</b>	<b>40-49</b>	<b>50+</b>			
G.Gano	0/0	2/2	2/2	1/1	2/2			
<b>Team</b>	<b>0/0</b>	<b>2/2</b>	<b>2/2</b>	<b>1/1</b>	<b>2/2</b>			
<b>Opponents</b>	<b>0/0</b>	<b>1/1</b>	<b>2/2</b>	<b>3/3</b>	<b>0/0</b>			

Fumbles Lost: E.Enggram 1, D.Jones 1 **Total: 2**

Opponent Fumble Recoveries: L.Ryan 1, L.Carter 1 **Total: 2**

<b>Passing</b>	<b>Att</b>	<b>Cmp</b>	<b>Yds</b>	<b>Cmp%</b>	<b>Yds/Att</b>	<b>TD</b>	<b>TD%</b>	<b>Int</b>	<b>Int%</b>	<b>Long</b>	<b>Sack</b>	<b>Lost</b>	<b>Rating</b>
D.Jones	104	68	782	65.4%	7.5	2	1.9%	0	0.0%	42	8/	54	94.3
<b>Team</b>	<b>104</b>	<b>68</b>	<b>782</b>	<b>65.4%</b>	<b>7.5</b>	<b>2</b>	<b>1.9%</b>	<b>0</b>	<b>0.0%</b>	<b>42</b>	<b>8/</b>	<b>54</b>	<b>94.3</b>
<b>Opponents</b>	<b>118</b>	<b>89</b>	<b>843</b>	<b>75.4%</b>	<b>7.1</b>	<b>6</b>	<b>5.1%</b>	<b>1</b>	<b>0.8%</b>	<b>56</b>	<b>6/</b>	<b>41</b>	<b>108.1</b>



## 2021 DEFENSIVE STATISTICS

Player	DEFENSE											SPECIAL TEAMS					MISC.			
	T	A	TT	SK	YD	TFL	QH	INT	PD	FF	FR	T	A	FF	FR	BL	T	A	FF	FR
Logan Ryan	16	9	25	-	-	1	1	-	1	1	1	-	-	-	-	-	-	-	-	-
Blake Martinez	11	12	23	-	-	1	-	-	-	-	-	-	-	-	-	-	-	-	-	-
Tae Crowder	8	10	18	-	-	-	-	-	1	-	-	-	-	-	-	-	-	-	-	-
Jabrill Peppers	10	6	16	-	-	1	2	-	1	-	-	1	-	-	-	-	-	-	-	-
James Bradberry	11	4	15	-	-	-	-	1	3	-	-	-	-	-	-	-	-	-	-	-
Adoree' Jackson	11	3	14	-	-	-	-	-	2	-	-	-	-	-	-	-	-	-	-	-
Austin Johnson	8	6	14	2	12	2	2	-	-	-	-	-	-	-	-	-	-	-	-	-
Leonard Williams	7	6	13	1	6	2	3	-	-	-	-	-	-	-	-	-	-	-	-	-
Reggie Ragland	7	6	13	-	-	-	-	-	-	-	-	-	-	-	-	-	-	-	-	-
Xavier McKinney	9	3	12	-	-	-	-	-	2	-	-	-	-	-	-	-	-	-	-	-
Darnay Holmes	6	3	9	-	-	-	1	-	1	-	-	-	-	-	-	-	-	-	-	-
Lorenzo Carter	4	5	9	-	-	1	1	-	-	-	1	-	-	-	-	-	-	-	-	-
Azeez Ojulari	4	3	7	3	23	2	3	-	-	1	-	-	-	-	-	-	-	-	-	-
Oshane Ximines	2	2	4	-	-	-	-	-	-	-	-	-	-	-	-	-	-	-	-	-
Dexter Lawrence	1	3	4	-	-	1	1	-	-	-	-	-	-	-	-	-	-	-	-	-
Danny Shelton	1	3	4	-	-	-	-	-	-	-	-	-	-	-	-	-	-	-	-	-
Julian Love	1	2	3	-	-	-	-	-	1	-	-	-	1	-	-	-	-	-	-	-
Rodarius Williams	1	0	1	-	-	-	-	-	-	-	-	-	-	-	-	-	-	-	-	-
Keion Crossen	0	0	0	-	-	-	-	-	-	-	-	2	-	-	-	-	-	-	-	-
Gary Brightwell	0	0	0	-	-	-	-	-	-	-	-	1	3	-	-	-	-	-	-	-
Kaden Smith	0	0	0	-	-	-	-	-	-	-	-	1	-	-	-	-	-	-	-	-
Elijahaa Penny	0	0	0	-	-	-	-	-	-	-	-	1	-	-	-	-	-	-	-	-
Nate Ebner	0	0	0	-	-	-	-	-	-	-	-	1	-	-	-	-	-	-	-	-
Carter Coughlin	0	0	0	-	-	-	-	-	-	-	-	-	2	-	-	-	-	-	-	-
C.J. Board	0	0	0	-	-	-	-	-	-	-	-	-	1	-	-	-	-	-	-	-
Cullen Gillaspia	0	0	0	-	-	-	-	-	-	-	-	-	1	-	-	-	-	-	-	-
Kenny Golladay	0	0	0	-	-	-	-	-	-	-	-	-	-	-	-	-	1	-	-	-
Daniel Jones	0	0	0	-	-	-	-	-	-	-	-	-	-	-	-	-	-	-	-	2
<b>Team Totals</b>	<b>118</b>	<b>86</b>	<b>204</b>	<b>6</b>	<b>41</b>	<b>11</b>	<b>14</b>	<b>1</b>	<b>12</b>	<b>2</b>	<b>2</b>	<b>7</b>	<b>8</b>	<b>-</b>	<b>-</b>	<b>-</b>	<b>1</b>	<b>-</b>	<b>-</b>	<b>2</b>
<b>Opponent Totals</b>	<b>125</b>	<b>38</b>	<b>163</b>	<b>8</b>	<b>54</b>	<b>18</b>	<b>15</b>	<b>-</b>	<b>17</b>	<b>3</b>	<b>2</b>	<b>8</b>	<b>2</b>	<b>-</b>	<b>-</b>	<b>-</b>	<b>1</b>	<b>-</b>	<b>-</b>	<b>-</b>



## 2021 TEAM SCORING

DATE	OPP.	GIANTS						OPPONENTS					
		1ST	2ND	3RD	4TH	OT	TOTAL	1ST	2ND	3RD	4TH	OT	TOTAL
9/12	vs. Denver	0	7	0	6	0	13	0	10	7	10	0	27
9/16	at Washington	7	3	10	9	0	29	0	14	3	13	0	30
9/26	vs. Atlanta	3	3	0	8	0	14	0	7	0	10	0	17
10/3	at New Orleans												
10/10	at Dallas												
10/17	vs. L.A. Rams												
10/24	vs. Carolina												
11/1	at Kansas City												
11/7	vs. Las Vegas												
11/22	at Tampa Bay												
11/28	vs. Philadelphia												
12/5	at Miami												
12/12	at L.A. Chargers												
12/19	vs. Dallas												
12/26	at Philadelphia												
1/2	at Chicago												
1/9	vs. Washington												
2021 TOTALS		10	13	10	23	0	56	0	31	10	23	0	74



## 2021 OFFENSIVE TEAM STATISTICS

DATE	OPP.	FIRST DOWNS				TOTAL OFF.		RUSHING		PASSING					INT. BY NYG		
		T	R	Pa	Pe	YDS	PLYS	YDS	ATT	YDS	SK/YD	ATT	COM	I	NO	YDS	TD
9/12	vs. Denver	19	3	13	3	314	59	60	20	254	2/13	37	22	0	0	0	0
9/16	at Washington	21	7	10	4	391	64	163	28	228	4/21	32	22	0	0	0	0
9/26	vs. Atlanta	21	7	12	2	346	64	100	27	246	2/20	35	24	0	0	0	0
10/3	at New Orleans																
10/10	at Dallas																
10/17	vs. L.A. Rams																
10/24	vs. Carolina																
11/1	at Kansas City																
11/7	vs. Las Vegas																
11/22	at Tampa Bay																
11/28	vs. Philadelphia																
12/5	at Miami																
12/12	at L.A. Chargers																
12/19	vs. Dallas																
12/26	at Philadelphia																
1/2	at Chicago																
1/9	vs. Washington																
2021 TOTALS		61	17	35	9	705	123	223	48	1,051	8/54	104	68	0	0	0	0

DATE	OPP.	PUNTS		PUNT RETURNS				KO RETURNS			PENALTIES		FUMBLES	
		NO.	AVG.	NO.	YDS	FC	TD	NO.	YDS	TD	NO.	YDS	NO.	LOST
9/12	vs. Denver	3	54.0	1	2	0	0	2	66	0	4	48	1	1
9/16	at Washington	3	41.0	2	8	1	0	1	20	0	11	81	0	0
9/26	vs. Atlanta	5	45.8	2	36	2	0	1	6	0	8	53	3	1
10/3	at New Orleans													
10/10	at Dallas													
10/17	vs. L.A. Rams													
10/24	vs. Carolina													
11/1	at Kansas City													
11/7	vs. Las Vegas													
11/22	at Tampa Bay													
11/28	vs. Philadelphia													
12/5	at Miami													
12/12	at L.A. Chargers													
12/19	vs. Dallas													
12/26	at Philadelphia													
1/2	at Chicago													
1/9	vs. Washington													
2021 TOTALS		11	46.7	5	56	3	0	4	92	0	23	182	4	2



## 2021 OFFENSIVE TEAM STATISTICS

### GIANTS SCORING

DATE	OPP	TD	TDr	TDp	TDrt	PAT	2-PT	FG	T.O.P
9/12	vs. Denver	2	1	1	0	1	0	0	24:52
9/16	at Washington	2	1	1	0	2	0	5	31:44
9/26	vs. Atlanta	1	1	0	0	1	1	2	31:51
10/3	at New Orleans								
10/10	at Dallas								
10/17	vs. L.A. Rams								
10/24	vs. Carolina								
11/1	at Kansas City								
11/7	vs. Las Vegas								
11/22	at Tampa Bay								
11/28	vs. Philadelphia								
12/5	at Miami								
12/12	at L.A. Chargers								
12/19	vs. Dallas								
12/26	at Philadelphia								
1/2	at Chicago								
1/9	vs. Washington								
<b>2021 TOTALS</b>		<b>5</b>	<b>3</b>	<b>2</b>	<b>0</b>	<b>4</b>	<b>1</b>	<b>7</b>	<b>29:29</b>



## 2021 THIRD DOWN EFFICIENCY

Date	Opponent	Conv/A	Pct.	Date	Opponent	Conv/A	Pct.
9/12	vs. Denver	6/12	50.0	11/22	at Tampa Bay		
9/16	at Washington	4/12	33.3	11/28	vs. Philadelphia		
9/26	vs. Atlanta	7/14	50.0	12/5	at Miami		
10/3	at New Orleans			12/12	at L.A. Chargers		
10/10	at Dallas			12/19	vs. Dallas		
10/17	vs. L.A. Rams			12/26	at Philadelphia		
10/24	vs. Carolina			1/2	at Chicago		
11/1	at Kansas City			1/9	vs. Washington		
11/7	vs. Las Vegas						



## 2021 OPPONENTS THIRD DOWN EFFICIENCY

Date	Opponent	Conv/A	Pct.	Date	Opponent	Conv/A	Pct.
9/12	vs. Denver	7/15	46.7	11/22	at Tampa Bay		
9/16	at Washington	4/13	30.8	11/28	vs. Philadelphia		
9/26	vs. Atlanta	5/13	38.5	12/5	at Miami		
10/3	at New Orleans			12/12	at L.A. Chargers		
10/10	at Dallas			12/19	vs. Dallas		
10/17	vs. L.A. Rams			12/26	at Philadelphia		
10/24	vs. Carolina			1/2	at Chicago		
11/1	at Kansas City			1/9	vs. Washington		
11/7	vs. Las Vegas						



# 2021 OPPONENTS OFFENSIVE STATISTICS

OPPONENTS OFFENSE		FIRST DOWNS				TOTAL OFF		RUSHING		PASSING					INT. BY NYG		
DATE	OPP.	T	R	Pa	Pe	YDS	PLY	YDS	ATT	YDS	SK/YD	ATT	COM	I	NO	YDS	TD
9/12	vs. Denver	24	4	17	3	420	66	165	28	255	2/9	36	28	0	0	0	0
9/16	at Washington	25	8	13	4	407	69	87	22	320	1/16	46	34	1	1	5	0
9/26	vs. Atlanta	18	3	12	3	296	59	69	20	227	3/16	36	27	0	0	0	0
10/3	at New Orleans																
10/10	at Dallas																
10/17	vs. L.A. Rams																
10/24	vs. Carolina																
11/1	at Kansas City																
11/7	vs. Las Vegas																
11/22	at Tampa Bay																
11/28	vs. Philadelphia																
12/5	at Miami																
12/12	at L.A. Chargers																
12/19	vs. Dallas																
12/26	at Philadelphia																
1/2	at Chicago																
1/9	vs. Washington																
2021 TOTALS		67	15	42	10	1,123	194	321	70	802	6/41	118	89	1	1	5	0

		PUNTS		PUNT RETURNS				KO RETURNS			PENALTIES		FUMBLES	
DATE	OPP.	NO.	AVG.	NO.	YDS	FC	TD	NO.	YDS	TD	NO.	YDS	NO.	LOST
9/12	vs. Denver	2	39.0	2	24	0	0	0	0	0	5	51	1	1
9/16	at Washington	4	50.0	0	0	2	0	4	83	0	9	80	0	0
9/26	vs. Atlanta	6	47.3	3	24	0	0	3	50	0	4	28	1	1
10/3	at New Orleans													
10/10	at Dallas													
10/17	vs. L.A. Rams													
10/24	vs. Carolina													
11/1	at Kansas City													
11/7	vs. Las Vegas													
11/22	at Tampa Bay													
11/28	vs. Philadelphia													
12/5	at Miami													
12/12	at L.A. Chargers													
12/19	vs. Dallas													
12/26	at Philadelphia													
1/2	at Chicago													
1/9	vs. Washington													
2021 TOTALS		12	46.8	5	48	2	0	7	133	0	18	159	2	2





## 2021 OPPONENTS OFFENSIVE STATISTICS

### OPPONENTS SCORING

DATE	OPP.	TD	TD <sub>r</sub>	TD <sub>p</sub>	TD <sub>r</sub> t	PAT	2-PT	FG	T.O.P.
9/12	vs. Denver	3	1	2	0	3	0	2	35:08
9/16	at Washington	3	1	2	0	3	0	3	28:16
9/26	vs. Atlanta	2	0	2	0	2	0	1	28:09
10/3	at New Orleans								
10/10	at Dallas								
10/17	vs. L.A. Rams								
10/24	vs. Carolina								
11/1	at Kansas City								
11/7	vs. Las Vegas								
11/22	at Tampa Bay								
11/28	vs. Philadelphia								
12/5	at Miami								
12/12	at L.A. Chargers								
12/19	vs. Dallas								
12/26	at Philadelphia								
1/2	at Chicago								
1/9	vs. Washington								
2021 TOTALS		8	2	6	0	8	0	6	30:31



## 2021 INDIVIDUAL BEST

### GIANTS (3 GAMES)

LONGEST RUN FROM SCRIMMAGE: 46, Jones, at WFT (9/16)  
LONGEST TOUCHDOWN RUN: 6, Jones, at WFT (9/16)  
LONGEST PASS COMPLETION: 42, Jones to Slayton, vs. DEN (9/12)  
LONGEST TOUCHDOWN PASS: 37, Jones to Shepard, vs. DEN (9/12)  
LONGEST PUNT RETURN: 19, Peppers, vs. ATL (9/26)  
LONGEST KICKOFF RETURN: 38, Board, vs. DEN (9/12)  
MOST INTERCEPTIONS: 1, Bradberry, at WFT (9/16)  
LONGEST INTERCEPTION RETURN: 5, Bradberry, at WFT (9/16)  
LONGEST PUNT: 61, Dixon, vs. DEN (9/12)  
LONGEST FIELD GOAL: 55, Gano, at WFT (9/16)  
MOST RUSHING ATTEMPTS: 16, Barkley, vs. ATL (9/26)  
MOST RUSHING YARDS: 95, Jones, at WFT (9/16)  
MOST PASS ATTEMPTS: 37, Jones, vs. DEN (9/12)  
MOST PASS COMPLETIONS: 24, Jones, vs. ATL (9/26)  
MOST YARDS PASSING: 267, Jones, vs. DEN (9/12)  
MOST RECEPTIONS: 9, Shepard, at WFT (9/16)  
MOST YARDS RECEIVING: 113, Shepard, vs. DEN (9/12)  
MOST INTERCEPTIONS THROWN: N/A  
MOST RUSHING TOUCHDOWNS: 1, 3x - Jones, vs. DEN (9/12), at WFT (9/16); Barkley, vs. ATL (9/26)  
MOST TOUCHDOWN PASSES: 1, 2x - Jones, vs. DEN (9/12), at WFT (9/16)  
MOST TOUCHDOWN RECEPTIONS: 1, 2x - Shepard, vs. DEN (9/12); Slayton, at WFT (9/16)  
MOST QB SACKS: 1.0, 3x - Johnson and Ojulari, vs. DEN (9/12); Ojulari, at WFT (9/16); Johnson, Ojulari and Williams, vs. ATL (9/26)

### OPPONENTS (3 GAMES)

LONGEST RUN FROM SCRIMMAGE: 70, Gordon, vs. DEN (9/12)  
LONGEST TOUCHDOWN RUN: 70, Gordon, vs. DEN (9/12)  
LONGEST PASS COMPLETION: 56, Heinicke to McKissic, at WFT (9/16)  
LONGEST TOUCHDOWN PASS: 19, Heinicke to Seals-Jones, at WFT (9/16)  
LONGEST PUNT RETURN: 15, Williams, vs. ATL (9/26)  
LONGEST KICKOFF RETURN: 27, Carter, at WFT (9/16)  
MOST INTERCEPTIONS: N/A  
LONGEST INTERCEPTION RETURN: N/A  
LONGEST PUNT: 58, Nizialek, vs. ATL (9/26)  
LONGEST FIELD GOAL: 49, Hopkins, at WFT (9/16)  
MOST RUSHING ATTEMPTS: 14, Williams, vs. DEN (9/12)  
MOST RUSHING YARDS: 101, Gordon, vs. DEN (9/12)  
MOST PASS ATTEMPTS: 46, Heinicke, at WFT (9/16)  
MOST PASS COMPLETIONS: 34, Heinicke, at WFT (9/16)  
MOST YARDS PASSING: 336, Heinicke, at WFT (9/16)  
MOST RECEPTIONS: 11, McLaurin, at WFT (9/16)  
MOST YARDS RECEIVING: 107, McLaurin, at WFT (9/16)  
MOST INTERCEPTIONS THROWN: 1, Heinicke, at WFT (9/16)  
MOST RUSHING TOUCHDOWNS: 1, 2x - Gordon, vs. DEN (9/12); McKissic, at WFT (9/16)  
MOST TOUCHDOWN PASSES: 2, 3x - Bridgewater, vs. DEN (9/12); Heinicke, at WFT (9/16); Ryan, vs. ATL (9/26)  
MOST TOUCHDOWN RECEPTIONS: 1, 3x - Patrick and Okwuegbunam, vs. DEN (9/12); McLaurin and Seals-Jones, at WFT (9/16); Zaccheaus and Smith, vs. ATL (9/26)  
MOST QB SACKS: 2.0, 2x - Miller, vs. DEN (9/12); Allen, at WFT (9/16)



## 2021 DRIVE CHART



NEW YORK GIANTS VS. DENVER BRONCOS  
SEPT. 12, 2021



GIANTS (24:52)

AVERAGE DRIVE START NYG 26

	PLAYS	YARDS	TIME	END
1.	6	39	2:39	Punt
2.	3	0	2:12	Punt
3.	7	70	4:22	Touchdown
4.	3	3	1:40	Punt
5.	1	-1	0:08	End of Half
6.	10	60	4:01	Fumble
7.	14	48	6:19	Downs
8.	7	31	1:42	Downs
9.	8	64	1:49	Touchdown

BRONCOS (35:08)

AVERAGE DRIVE START DEN 23

	PLAYS	YARDS	TIME	END
1.	5	21	3:09	Punt
2.	15	72	8:42	Field Goal
3.	8	58	4:51	Fumble
4.	7	57	2:17	Touchdown
5.	16	75	8:12	Touchdown
6.	10	54	5:03	Field Goal
7.	4	79	1:48	Touchdown
8.	3	4	1:06	Punt



NEW YORK GIANTS AT WASHINGTON FOOTBALL TEAM  
SEPT. 12, 2021



GIANTS (31:44)

AVERAGE DRIVE START NYG 30

	PLAYS	YARDS	TIME	END
1.	11	71	5:55	Touchdown
2.	5	43	2:40	Punt
3.	3	0	1:29	Punt
4.	10	74	4:09	Field Goal
5.	1	-1	0:21	End of Half
6.	9	36	5:53	Field Goal
7.	7	57	2:50	Touchdown
8.	6	46	2:55	Field Goal
9.	8	48	3:56	Field Goal
10.	5	14	1:20	Punt
11.	4	3	0:16	Field Goal

WASHINGTON (28:16)

AVERAGE DRIVE START WFT 21

	PLAYS	YARDS	TIME	END
1.	3	-9	1:30	Punt
2.	3	6	1:38	Punt
3.	13	90	7:01	Touchdown
4.	4	15	1:29	Punt
5.	12	84	3:48	Touchdown
6.	3	8	1:36	Punt
7.	7	33	3:11	Field Goal
8.	11	51	4:49	Field Goal
9.	2	75	0:17	Touchdown
10.	3	14	0:57	Interception
11.	11	40	2:00	Field Goal



NEW YORK GIANTS VS. ATLANTA FALCONS  
SEPT. 26, 2021



GIANTS (31:51)

AVERAGE DRIVE START NYG 22

	PLAYS	YARDS	TIME	END
1.	11	83	5:16	Field Goal
2.	4	24	2:05	Punt
3.	15	78	7:38	Field Goal
4.	3	4	1:33	Punt
5.	2	13	0:33	Fumble
6.	1	-1	0:07	End of Half
7.	7	29	3:46	Punt
8.	6	22	3:20	Punt
9.	10	64	5:10	Touchdown
10.	7	19	2:23	Punt

ATLANTA (28:09)

AVERAGE DRIVE START ATL 29

	PLAYS	YARDS	TIME	END
1.	5	16	2:46	Punt
2.	4	26	2:18	Punt
3.	3	7	1:44	Punt
4.	8	51	4:31	Punt
5.	6	36	0:36	Touchdown
6.	3	-3	0:53	Fumble
7.	3	6	1:36	Punt
8.	6	32	3:15	Punt
9.	15	67	8:40	Touchdown
10.	7	58	1:50	Field Goal



## 2021 BIG PLAYS PASSING

### GIANTS

PLAYERS .....	YDS ..	DATE.....	OPPONENT
Jones to Slayton .....	42 .....	9/12 .....	vs. Denver
Jones to Board .....	38 .....	9/26 .....	vs. Atlanta
Jones to Shepard .....	37 .....	9/12 .....	vs. Denver
Jones to Slayton .....	33 .....	9/16 .....	at Washington
Jones to K. Smith .....	21 .....	9/16 .....	at Washington
Jones to Shepard .....	21 .....	9/16 .....	at Washington
Jones to Shepard .....	20 .....	9/12 .....	vs. Denver

### OPPONENTS

PLAYERS .....	YDS .....	DATE.....	OPPONENT
Heinicke to McKissic .....	56 .....	9/16 .....	at Washington
Ryan to Patterson .....	28 .....	9/26 .....	vs. Atlanta
Ryan to Patterson .....	26 .....	9/26 .....	vs. Atlanta
Ryan to Pitts .....	25 .....	9/26 .....	vs. Atlanta
Heinicke to Thomas .....	24 .....	9/16 .....	at Washington
Heinicke to Brown .....	22 .....	9/16 .....	at Washington
Bridgewater to Fant .....	25 .....	9/12 .....	vs. Denver
Bridgewater to Hamler .....	22 .....	9/12 .....	vs. Denver
Bridgewater to Jeudy .....	20 .....	9/12 .....	vs. Denver
Ryan to Ridley .....	20 .....	9/26 .....	vs. Atlanta



## 2021 BIG PLAYS RUNNING

### GIANTS

PLAYER .....	YDS .....	DATE .....	OPPONENT
Jones .....	46 .....	9/16 .....	at Washington
Barkley .....	41 .....	9/16 .....	at Washington
Barkley .....	15 .....	9/26 .....	vs. Atlanta
Jones .....	15 .....	9/16 .....	at Washington
Jones .....	12 .....	9/26 .....	vs. Atlanta
Jones .....	11 .....	9/26 .....	vs. Atlanta
Jones .....	11 .....	9/16 .....	at Washington

### OPPONENTS

PLAYER .....	YARDS ...	DATE .....	OPPONENT
Gordon .....	70 .....	9/12 .....	vs. Denver
Gibson .....	14 .....	9/16 .....	at Washington
Williams .....	12 .....	9/12 .....	vs. Denver
Gibson .....	11 .....	9/16 .....	at Washington
Patterson .....	11 .....	9/26 .....	vs. Atlanta
Davis .....	11 .....	9/26 .....	vs. Atlanta
Gibson .....	10 .....	9/16 .....	at Washington
Davis .....	10 .....	9/26 .....	vs. Atlanta



# 2021 NFL RANKINGS

## GIANTS OFFENSE

DATE	OPP.	NFC RANK			NFL RANK		
		TOTAL	Rush	Pass	TOTAL	Rush	Pass
9/12	vs. Denver	13	13 <sup>+</sup>	10	23	26 <sup>+</sup>	17 <sup>+</sup>
9/16	at Washington	11	8	10	19	15	16 <sup>+</sup>
9/26	vs. Atlanta	10	6 <sup>+</sup>	11	18	11 <sup>+</sup>	17
10/3	at New Orleans						
10/10	at Dallas						
10/17	vs. L.A. Rams						
10/24	vs. Carolina						
11/1	at Kansas City						
11/7	vs. Las Vegas						
11/22	at Tampa Bay						
11/28	vs. Philadelphia						
12/5	at Miami						
12/12	at L.A. Chargers						
12/19	vs. Dallas						
12/26	at Philadelphia						
1/2	at Chicago						
1/9	vs. Washington						

## GIANTS DEFENSE

DATE	OPP.	NFC RANK			NFL RANK		
		TOTAL	Rush	Pass	TOTAL	Rush	Pass
9/12	vs. Denver	10	14	9	22	28	15
9/16	at Washington	13	9 <sup>+</sup>	13	26	21 <sup>+</sup>	25
9/26	vs. Atlanta	10	6	9	21	13	21
10/3	at New Orleans						
10/10	at Dallas						
10/17	vs. L.A. Rams						
10/24	vs. Carolina						
11/1	at Kansas City						
11/7	vs. Las Vegas						
11/22	at Tampa Bay						
11/28	vs. Philadelphia						
12/5	at Miami						
12/12	at L.A. Chargers						
12/19	vs. Dallas						
12/26	at Philadelphia						
1/2	at Chicago						
1/9	vs. Washington						



## 2021 POINTS FROM TURNOVERS

TURNOVERS		RESULTS FROM TURNOVERS			
Takeaways	TDs Off Takeaway	Points From TDs	Field Goals Off Takeaway	Points From FGs	Total Points Off Takeaways
3	0	0	1	3	3
Giveaways	TDs Off Giveaway	Points From TDs	Field Goals Off Giveaway	Points From FGs	Total Points Off Giveaways
2	0	0	1	3	3
NET POINTS OFF OF TURNOVERS					0

PLUS/MINUS TURNOVER RATIO			
	Takeaways	Giveaways	Difference
<b>FIRST HALF</b>	2	1	1
1st Quarter	0	0	0
2nd Quarter	2	1	1
<b>SECOND HALF</b>	1	1	0
3rd Quarter	0	1	-1
4th Quarter	1	0	1
Overtime	0	0	0
<b>TOTALS</b>	3	2	1



## 2021 TURNOVERS

### 2021 OFFENSIVE TURNOVER CHART

Date	Opponent	W/L	Turnover	QTR	YD-LINE	RESULT
9/12	vs. Denver	L	Jones Fumbled, Recovered by Reed	3	DEN 15	Field Goal
9/26	vs. Atlanta	L	Engram Fumbled, Recovered by Oliver	2	NYG 38	Fumble



## 2021 TAKEAWAYS

### 2021 DEFENSIVE TURNOVER CHART

Date	Opponent	W/L	Turnover	QTR	YD-LINE	RESULT
9/12	vs. Denver	L	Okwuegbunam Fumbled, Recovered by Ryan	2	NYG 4	Punt
9/16	at Washington	L	Heinicke Intercepted by Bradberry	4	WFT 20	Field Goal
9/26	vs. Atlanta	L	Ryan Fumbled, Recovered by Carter	2	NYG 41	End of Half



## 2021 GIANTS INSIDE THE 20

### GIANTS INSIDE THE 20

DATE	OPP.	POS	TD	PAT	2-PT	FG	MFG	INT	FUM
9/12	vs. Denver	3	1	0	0	0	0	0	0
9/16	at Washington	3	1	1	0	2	0	0	0
9/26	vs. Atlanta	3	1	0	1	2	0	0	0
10/3	at New Orleans								
10/10	at Dallas								
10/17	vs. L.A. Rams								
10/24	vs. Carolina								
11/1	at Kansas City								
11/7	vs. Las Vegas								
11/22	at Tampa Bay								
11/28	vs. Philadelphia								
12/5	at Miami								
12/12	at L.A. Chargers								
12/19	vs. Dallas								
12/26	at Philadelphia								
1/2	at Chicago								
1/9	vs. Washington								
2021 TOTALS		9	3	1	1	4	0	0	0

### GIANTS INSIDE THE 20

DATE	OPP.	DOWNS	HALF	GAME	Pts.	TD%	Score%	Pts./ Poss.
9/12	vs. Denver	2	0	0	6	33.3%	33.3%	2.0
9/16	at Washington	0	0	0	13	33.3%	100.0%	4.3
9/26	vs. Atlanta	0	0	0	14	33.3%	100.0%	4.7
10/3	at New Orleans							
10/10	at Dallas							
10/17	vs. L.A. Rams							
10/24	vs. Carolina							
11/1	at Kansas City							
11/7	vs. Las Vegas							
11/22	at Tampa Bay							
11/28	vs. Philadelphia							
12/5	at Miami							
12/12	at L.A. Chargers							
12/19	vs. Dallas							
12/26	at Philadelphia							
1/2	at Chicago							
1/9	vs. Washington							
2021 TOTALS		2	0	0	19	33.3%	77.8%	3.7





## 2021 OPPONENTS INSIDE THE 20 EFFICIENCY

### OPPONENTS INSIDE THE 20

DATE	OPP.	POS	TD	PAT	2-PT	FG	MFG	INT	FUM
9/12	vs. Denver	5	2	2	0	2	0	0	1
9/16	at Washington	4	3	3	0	1	0	0	0
9/26	vs. Atlanta	2	2	2	0	0	0	0	0
10/3	at New Orleans								
10/10	at Dallas								
10/17	vs. L.A. Rams								
10/24	vs. Carolina								
11/1	at Kansas City								
11/7	vs. Las Vegas								
11/22	at Tampa Bay								
11/28	vs. Philadelphia								
12/5	at Miami								
12/12	at L.A. Chargers								
12/19	vs. Dallas								
12/26	at Philadelphia								
1/2	at Chicago								
1/9	vs. Washington								
2021 TOTALS		11	7	7	0	3	0	0	1

### OPPONENTS INSIDE THE 20

DATE	OPP.	DOWNS	HALF	GAME	Pts.	TD%	Score%	Pts./ Poss.
9/12	vs. Denver	0	0	0	20	40.0%	80.0%	4.0
9/16	at Washington	0	0	0	24	75.0%	100.0%	6.0
9/26	vs. Atlanta	0	0	0	14	100.0%	100.0%	7.0
10/3	at New Orleans							
10/10	at Dallas							
10/17	vs. L.A. Rams							
10/24	vs. Carolina							
11/1	at Kansas City							
11/7	vs. Las Vegas							
11/22	at Tampa Bay							
11/28	vs. Philadelphia							
12/5	at Miami							
12/12	at L.A. Chargers							
12/19	vs. Dallas							
12/26	at Philadelphia							
1/2	at Chicago							
1/9	vs. Washington							
2021 TOTALS		0	0	0	58	55.6%	88.9%	5.3



# 2021 GIANTS GOAL TO GO

## GIANTS GOAL TO GO

DATE	OPP.	POS	TD	PAT	2-PT	FG	MFG	INT	FUM
9/12	vs. Denver	2	1	0	0	0	0	0	0
9/16	at Washington	1	1	1	0	0	0	0	0
9/26	vs. Atlanta	2	1	0	1	1	0	0	0
10/3	at New Orleans								
10/10	at Dallas								
10/17	vs. L.A. Rams								
10/24	vs. Carolina								
11/1	at Kansas City								
11/7	vs. Las Vegas								
11/22	at Tampa Bay								
11/28	vs. Philadelphia								
12/5	at Miami								
12/12	at L.A. Chargers								
12/19	vs. Dallas								
12/26	at Philadelphia								
1/2	at Chicago								
1/9	vs. Washington								
2021 TOTALS		5	3	1	1	1	0	0	0

## GIANTS GOAL TO GO

DATE	OPP.	DOWNS	HALF	GAME	Pts.	TD%	Score%	Pts./ Poss.
9/12	vs. Denver	1	0	0	6	50.0%	50.0%	3.0
9/16	at Washington	0	0	0	7	100.0%	100.0%	7.0
9/26	vs. Atlanta	0	0	0	11	50.0%	100.0%	5.5
10/3	at New Orleans							
10/10	at Dallas							
10/17	vs. L.A. Rams							
10/24	vs. Carolina							
11/1	at Kansas City							
11/7	vs. Las Vegas							
11/22	at Tampa Bay							
11/28	vs. Philadelphia							
12/5	at Miami							
12/12	at L.A. Chargers							
12/19	vs. Dallas							
12/26	at Philadelphia							
1/2	at Chicago							
1/9	vs. Washington							
2021 TOTALS		1	0	0	24	60.0%	80.0%	4.8



## 2021 OPPONENTS GOAL TO GO

OPPONENTS GOAL TO GO									
DATE	OPP.	POS	TD	PAT	2-PT	FG	MFG	INT	FUM
9/12	vs. Denver	1	1	1	0	0	0	0	0
9/16	at Washington	0	0	0	0	0	0	0	0
9/26	vs. Atlanta	2	2	2	0	0	0	0	0
10/3	at New Orleans								
10/10	at Dallas								
10/17	vs. L.A. Rams								
10/24	vs. Carolina								
11/1	at Kansas City								
11/7	vs. Las Vegas								
11/22	at Tampa Bay								
11/28	vs. Philadelphia								
12/5	at Miami								
12/12	at L.A. Chargers								
12/19	vs. Dallas								
12/26	at Philadelphia								
1/2	at Chicago								
1/9	vs. Washington								
2021 TOTALS		3	3	3	0	0	0	0	0

OPPONENTS GOAL TO GO								
DATE	OPP.	DOWNS	HALF	GAME	Pts.	TD%	Score%	Pts./ Poss.
9/12	vs. Denver	0	0	0	7	100.0%	100.0%	7.0
9/16	at Washington	0	0	0	0	0.0%	0.0%	0.0
9/26	vs. Atlanta	0	0	0	14	100.0%	100.0%	7.0
10/3	at New Orleans							
10/10	at Dallas							
10/17	vs. L.A. Rams							
10/24	vs. Carolina							
11/1	at Kansas City							
11/7	vs. Las Vegas							
11/22	at Tampa Bay							
11/28	vs. Philadelphia							
12/5	at Miami							
12/12	at L.A. Chargers							
12/19	vs. Dallas							
12/26	at Philadelphia							
1/2	at Chicago							
1/9	vs. Washington							
2021 TOTALS		0	0	0	21	100.0%	100.0%	7.0



## 2021 KICKING -- GIANTS & OPPONENTS

### GIANTS KICKING

DATE	OPP.	FG	11-19	20-29	30-39	40-49	50+	TOTAL
9/12	vs. Denver	Gano	0-0	0-0	0-0	0-0	0-0	0-0
9/16	at Washington	Gano (23) (47) (52) (55) (35)	0-0	1-1	1-1	1-1	2-2	5-5
9/26	vs. Atlanta	Gano (25) (31)	0-0	1-1	1-1	0-0	0-0	2-2
10/3	at New Orleans							
10/10	at Dallas							
10/17	vs. L.A. Rams							
10/24	vs. Carolina							
11/1	at Kansas City							
11/7	vs. Las Vegas							
11/22	at Tampa Bay							
11/28	vs. Philadelphia							
12/5	at Miami							
12/12	at L.A. Chargers							
12/19	vs. Dallas							
12/26	at Philadelphia							
1/2	at Chicago							
1/9	vs. Washington							
2021 TOTALS			0-0	2-2	2-2	1-1	2-2	7-7

### OPPONENTS KICKING

DATE	OPP.	FG	11-19	20-29	30-39	40-49	50+	TOTAL
9/12	vs. Denver	McManus (23)(41)	0-0	1-1	0-0	1-1	0-0	2-2
9/16	at Washington	Hopkins (49) (37) (43)	0-0	0-0	1-1	2-2	0-0	3-3
9/26	vs. Atlanta	Koo (40)	0-0	0-0	0-0	1-1	0-0	1-1
10/3	at New Orleans							
10/10	at Dallas							
10/17	vs. L.A. Rams							
10/24	vs. Carolina							
11/1	at Kansas City							
11/7	vs. Las Vegas							
11/22	at Tampa Bay							
11/28	vs. Philadelphia							
12/5	at Miami							
12/12	at L.A. Chargers							
12/19	vs. Dallas							
12/26	at Philadelphia							
1/2	at Chicago							
1/9	vs. Washington							
2021 TOTALS			0-0	1-1	1-1	4-4	0-0	6-6



## LAST TIME IT HAPPENED -- REGULAR SEASON

### OFFENSE

#### OVERTIME GAME

Giants 41, Washington 35 (OT), Dec. 22, 2019

#### SHUTOUT

Giants: Giants 24 at Tampa Bay 0, Sept. 27, 2009  
Opponent: Giants 0 vs. Tennessee 17, Dec. 16, 2018

#### SCORELESS FIRST HALF

Giants: Giants 0 vs. Arizona 13, Dec. 13, 2020  
Opponent: Washington 0 vs. Giants 34 (OT), Dec. 9, 2018

#### SCORELESS SECOND HALF:

Giants: Giants 0 vs. Philadelphia 23, Dec. 9, 2019  
Opponent: Giants 13 at Chicago 0, Sept. 20, 2020

#### 400 YARDS:

Giants: 552 at Washington, Dec. 22, 2019 (OT)  
Opponent: 407 at Washington, Sept. 16, 2021

#### 500 YARDS:

Giants: 552, at Washington, Dec. 22, 2019 (OT)  
Opponent: 510 vs. Tampa Bay, Nov. 18, 2018

#### 600 TOTAL YARDS:

Giants: 604 vs. Tampa Bay, Sept. 16, 2012  
Opponent: 608 at New Orleans, Nov. 1, 2015

#### 200 YARDS RUSHING:

Giants: 206 at Washington, Dec. 22, 2019 (OT)  
Opponent: 249 at Baltimore, Dec. 27, 2020

#### 300 YARDS RUSHING:

Giants: 301 vs. Carolina, Dec. 21, 2008  
Opponent: 350 at Seattle, Nov. 9, 2014

#### 300 NET YARDS PASSING:

Giants: 346 at Washington, Dec. 22, 2019 (OT)  
Opponent: 320 at Washington, Sept. 16, 2021

#### 400 NET YARDS PASSING:

Giants: 429 vs. Philadelphia, Dec. 17, 2017  
Opponent: 405 at Dallas, Sept. 8, 2019

#### 500 NET YARDS PASSING:

Giants: 510 vs. Tampa Bay, Sept. 16, 2012  
Opponent: 505 at New Orleans, Nov. 1, 2015

#### MOST POINTS:

Giants: 62 vs. Philadelphia, Nov. 26, 1972  
Opponent: 72 at Washington, Nov. 27, 1966

#### 60 POINTS:

Giants: 62 vs. Philadelphia, Nov. 26, 1972  
Opponent: 72 at Washington, Nov. 27, 1966

#### 50 POINTS:

52 vs. New Orleans, Dec. 9, 2012  
Opponent: 51 vs. L.A. Rams, Nov. 5, 2017

#### 100-YARD RUSHING GAME:

Giants: Wayne Gallman Jr. 135, at Seattle, Dec. 6, 2020  
Opponent: Melvin Gordon 101, vs. Denver, Sept. 12, 2021

#### 100-YARD RECEIVING GAME:

Giants: Sterling Shepard, 113, vs. Denver, Sept. 12, 2021  
Opponent: Terry McLaurin, 107 at Washington, Sept. 16, 2021

#### 200-YARD RECEIVING GAME:

Giants: Odell Beckham Jr., 222 vs. Baltimore, Oct. 16, 2016  
Opponent: Gary Clark, 241 vs. Washington, Oct. 27, 1986

#### 300-YARD PASSING GAME

Giants: Daniel Jones, 301 vs. Philadelphia, Dec. 29, 2019  
Opponent: Taylor Heinicke, 336 at Washington, Sept. 16, 2021

#### 400-YARD PASSING GAME

Giants: Eli Manning, 434 vs. Philadelphia, Dec. 17, 2017  
Opponent: Dak Prescott, 405 at Dallas, Sept. 8, 2019

#### 3 TD PASSES:

Giants: Daniel Jones (5) at Washington, Dec. 22, 2019 (OT)  
Opponent: Ben Roethlisberger (3), vs. Pittsburgh, Sept. 14, 2020

#### 4 TD PASSES:

Giants: Daniel Jones at Washington (5), Dec. 22 2019 (OT)  
Opponent: Aaron Rodgers vs. Green Bay, Dec. 1, 2019

#### 5 TD PASSES:

Giants: Daniel Jones at Washington (5), Dec. 22 2019 (OT)  
Opponent: Cam Newton (5), vs. Carolina, Dec. 20, 2015

#### 3 TD RECEIVING:

Giants: Odell Beckham Jr. at New Orleans, Nov. 1, 2015  
Opponent: Mike Evans at Tampa Bay, Sept. 22, 2019

#### 4 TD RECEIVING:

Giants: Earnest Gray at St. Louis (Cardinals), Sept. 7, 1980  
Opponent: Joe Horn at New Orleans, Dec. 14, 2003

#### 3 TD RUSHING:

Giants: Ahmad Bradshaw, vs. Buffalo, Oct. 16, 2011  
Opponent: Boston Scott vs. Philadelphia, Dec. 29, 2019

#### 4 TD RUSHING:

Giants: Rodney Hampton, vs. New Orleans, Sept. 24, 1995  
Opponent: Marshawn Lynch, at Seattle, Nov. 9, 2014.

### DEFENSE

#### INTERCEPTION TD RETURN

Giants: Kyle Fackrell, 46 yards, at Dallas, Oct. 11, 2020  
Opponent: Myles Jack, 32 yards vs. Jacksonville, Sept. 9, 2018

#### FUMBLE RETURN FOR TD

Giants: Markus Golden, 42 yards at New England, Oct. 10, 2019  
Opponent: Anthony Brown, 29 yards, at Dallas, Oct. 11, 2020  
\*Offense: Evans vs. Tampa Bay, Nov. 18, 2018

#### 3 QUARTERBACK SACKS

Giants: Leonard Williams (3.0) vs. Dallas, Jan. 3, 2021  
Opponent: Haason Reddick (5.0) vs. Arizona, Dec. 13, 2020



## LAST TIME IT HAPPENED -- REGULAR SEASON

### 4 QUARTERBACK SACKS

Giants: Justin Tuck (4.0) at Washington, Dec. 1, 2010  
Opponent: Haason Reddick (5.0) vs. Arizona, Dec. 13, 2020

### 2 INTERCEPTIONS

Giants: Janoris Jenkins vs. Washington, Sept. 29, 2019  
Opponent: Quinton Dunbar, vs. Washington, Sept. 29, 2019

### SAFETY

Giants: Sam Beal tackled Patrick Laird in the end zone vs. Miami, Dec. 15, 2019  
Opponent: Riley Dixon had punt blocked and ball was ruled out of bounds in the back of the end zone at Seattle, Dec. 6, 2020

### SPECIAL TEAMS

#### 5 FIELD GOALS

Giants: Josh Brown at Tennessee, Dec. 7, 2014  
Opponent: Dustin Hopkins, vs. Washington, Sept. 25, 2016

#### 50-YARD FIELD GOAL

Giants: Graham Gano, 52 and 55 at Washington, Sept. 16, 2021  
Opponent: Greg Zuerlein 57, vs. Dallas, Jan. 3, 2021

#### KICKOFF RETURN FOR TD

Giants: Dwayne Harris 100 yards vs. Dallas, Oct. 25, 2015  
Opponent: Brandon Wilson 103 yards at Cincinnati, Nov. 29, 2020

### PUNT RETURN FOR TD

Giants: Dwayne Harris 80 yards vs. New York Jets, Dec. 6, 2015  
Opponent: Jamal Agnew 88 yards vs. Detroit, Sept. 18, 2017.

### BLOCKED PUNT

Giants: Michael Thomas vs. Arizona, Oct. 20, 2019  
Opponent: Ryan Neal blocked Riley Dixon's punt vs. Seattle, Dec. 6, 2020

### BLOCKED PUNT

**RETURN/RECOVERED FOR TD**  
Giants: Eli Penny, Recovered in the end zone (blocked by Michael Thomas) vs. Arizona, Oct. 20, 2019  
Opponent: Chase Winovich, 6 yards at New England, Oct. 10, 2019

### BLOCKED FIELD GOAL ATTEMPT

Giants: Kerry Wynn at Denver, Oct. 15, 2017  
Opponent: Adam Gotsis at Denver, Oct. 15, 2017

### BLOCKED FIELD GOAL RETURNED FOR TD

Giants: Janoris Jenkins vs. New Orleans, Sept. 19, 2016

### FAKE FIELD GOAL ATTEMPT

Giants: Jeff Hostetler 22-yard TD pass to Carl Banks at Philadelphia, Oct. 8, 1989  
Opponent: Shaun Suisham, vs. Pittsburgh Nov. 4, 2012 (no first down)

### BLOCKED PAT

Giants: Dexter Lawrence II at Tampa Bay, Sept. 22, 2019  
Opponent: Anthony Lanier vs. Washington, Dec. 31, 2017

### PAT MISSED

Giants: Graham Gano vs. Dallas, Jan. 3, 2021  
Opponent: Eddy Pineiro at Chicago, Nov. 24, 2019

### TWO POINT CONVERSION MADE

Giants: Daniel Jones rush, vs. Denver, Sept. 26, 2021  
Opponent: Myles Sanders run, vs. Philadelphia, Nov. 15, 2020

### TWO POINT CONVERSION FAILED

Giants: Daniel Jones pass attempt to Dion Lewis, vs. Tampa Bay, Nov. 2, 2020  
Opponent: Carson Wentz pass failed (sacked), vs. Philadelphia, Nov. 15, 2020

### RECOVERED OWN ONSIDE KICK

Giants: vs. Dallas, Sept. 16, 2018  
Opponent: vs. Chicago, Dec. 2, 2018



## LAST TIME IT HAPPENED -- SEASON

### OFFENSE

#### 1,000 YARD RUSHER

Saquon Barkley, 2019, 1,003 yards

#### 300 RUSHING ATTEMPTS

Tiki Barber, 2006, 327 attempts

#### 5 100-YARD RUSHING GAMES

Saquon Barkley, 2018, (7)

#### 10 RUSHING TDS

Saquon Barkley, 2018, 11 touchdowns

#### 600 PASS ATTEMPTS

Eli Manning, 2015, 618 attempts

#### 500 PASS ATTEMPTS

Eli Manning, 2018, 576 attempts

#### 300 PASS COMPLETIONS

Eli Manning, 2018, 380 completions

#### 4,000 YARDS PASSING

Eli Manning, 2018, 4,299 yards

#### 5 GAMES WITH 300 YARDS

Daniel Jones, 2019, (5)

#### 30 TOUCHDOWN PASSES

Eli Manning, 2015, 35 touchdowns

#### MOST CONSECUTIVE GAMES WITH A TD PASS

Daniel Jones, 2019, (12)

#### 100 RECEPTIONS

Odell Beckham Jr., 2016,  
101 receptions

#### 1,000 RECEIVING YARDS

Odell Beckham Jr., 2018,  
1,052 yards

#### 10 RECEIVING TDS

Odell Beckham Jr., 2016,  
10 touchdowns

### DEFENSE

#### 10 INTERCEPTIONS

Willie Williams, 1968,  
11 interceptions

#### 2 DEFENSIVE TDS

Alec Ogletree, 2018,  
2 touchdowns

#### 5 FORCED FUMBLES

Osi Umenyiora, 2010,  
10 forced fumbles &  
Justin Tuck, 2010,  
6 forced fumbles

#### 10+ SACKS

Leonard Williams, 2020,  
11.5 sacks

### SPECIAL TEAMS

#### 50 KICKOFF RETURNS

David Wilson, 2012, 57 returns

#### 30-YARD AVG. KICKOFF RETURN

John Counts, 1962,  
30.2 yard average

#### 1,000 KICKOFF RETURN YARDS

David Wilson, 2012, 1,533 yards

#### 2 KICKOFF RETURN TDS

Never Happened

#### 50 PUNT RETURNS

Phil McConkey, 1985, 53 returns

#### 500 PUNT RETURN YARDS

Tiki Barber, 1999, 506 yards

#### 15-YARD PUNT RETURN AVG

Amani Toomer, 1996,  
16.6 yard average

#### 2 PUNT RETURNS FOR TD

Amani Toomer, 1996,  
2 touchdowns

# 2021 GAME RECAPS





# GAME 1



## GIANTS VS. BRONCOS

SEPTEMBER 12, 2021  
BRONCOS 27, GIANTS 13



EAST RUTHERFORD, N.J. — Good things are supposed to come to those who wait, but that wasn't true for Giants fans Sunday afternoon.

For the first time since the 2019 season finale, they were allowed into MetLife Stadium to see their favorite team. But the Giants gave their faithful little to cheer about and lost their season-opener to the Denver Broncos, 27-13. It was a two-touchdown margin only because Daniel Jones scored a touchdown on the game's final play.

"I'd like to go ahead and thank the fans for coming out and obviously this was an atmosphere that we've been waiting for for some time," coach Joe Judge said. "They were great today. We have to earn their cheers, they were very supportive, they were great, it was great energy in the stadium. We've got to do something more as a team to make them want to go ahead and stay into the game longer than they can and give us their support. Well, that's something we have to earn."

The players were energized by the fans but frustrated they couldn't reward them with a better performance.

"Certainly disappointing," quarterback Daniel Jones said. "The fans showed up and brought a lot of energy, brought a lot of excitement and we've got to do a better job performing and playing well. We appreciate that and we're determined to get it right."

"At the end of the day, we're a team," middle linebacker Blake Martinez said. "It's us going out there. Obviously, the fans are part of it. We have to play better and keep it a game going through, but for us, it's us inside the locker room. We're going to go out there and do what we need to do, no matter who's there. Obviously, we played last year with no fans. It's just one of the things and you just have to keep fighting through."

	1	2	3	4	OT	F
BRONCOS	0	10	7	10	0	27
GIANTS	0	7	0	6	0	13

### SCORING SUMMARY

Team	Qtr	Time	Play Description (Extra Point) (Drive Info)	Visitor	Home
Broncos	2	13:18	Brandon McManus 23 yd FG. (15-62; 8:42)	3	0
Giants	2	8:56	Sterling Shepard 37 yd pass from Daniel Jones (Graham Gano kick). (7-75; 4:22)	3	7
Broncos	2	0:08	Tim Patrick 2 yd pass from Teddy Bridgewater (Brandon McManus kick). (7-57; 2:17)	10	7
Broncos	3	6:48	Albert Okwuegbunam 4 yd pass from Teddy Bridgewater (Brandon McManus kick). (16-75; 8:12)	17	7
Broncos	4	12:44	Brandon McManus 36 yd FG. (10-69; 5:03)	20	7
Broncos	4	4:37	Melvin Gordon III 70 yd run (Brandon McManus kick). (4-94; 1:48)	27	7
Giants	4	0:00	Daniel Jones 4 yd run. (8-64; 1:49)	27	13

### TEAM STATS

	BRONCOS	GIANTS
FIRST DOWNS	24	19
FIRST DOWN (RUSH)	4	3
FIRST DOWN (PASS)	17	13
FIRST DOWN (PENALTY)	3	3
TOTAL YDS	420	314
RUSHES-YDS	28-165	20-60
AVG. RUSH GAIN	5.9	3.0
PASS COMP-ATT-INT	28-36-0	22-37-0
PASSING YDS	264	267
KICKOFFS	6	2
PUNTS-AVG.	2-39.0	3-54.0
RETURN YDS.	24	68
PENALTIES-YARDS	5-51	4-48
FUMBLES-LOST	1-1	1-1
TOUCHDOWNS	3	2
RUSHING TDS	1	1
PASSING TDS	2	1
EXTRA POINTS-ATTEMPTS	3-3	1-1
FG MADE-ATT	2-2	1-1
RED ZONE EFF	40%	33%
TIME OF POSSESSION	35:08	24:52

### TOP INDIVIDUAL PERFORMANCES

	BRONCOS	GIANTS
Rushing Yards	Gordon III - 101	Jones - 27
Receiving Yards	Jedry - 72	Shepard - 113
Passing Yards	Bridgewater - 264	Jones - 267
Touchdowns	Three Players - 1	Two Players - 1
Field Goals (long)	Boswell - 2 (36)	
Tackles (solo)	Three Players - 6 (6)	Ryan - 10 (8)
Sacks	Miller - 2.0	Johnson - 1.0
		Ojulari - 1.0

## GAME 2



### GIANTS AT WASHINGTON

SEPTEMBER 16, 2021  
WASHINGTON 30, GIANTS 29



Joe Judge insists his demeanor the day after a game is not predicated on whether the Giants won or lost because his focus is solely on what they must do to improve.

If any game might change that thinking, it will be the Giants' 30-29 loss to the Washington Football Team Thursday night in FedExField.

Judge and Co. had numerous positives to take away from their first NFC East contest of the season. The Giants did not commit a turnover and gained 391 yards. Daniel Jones was terrific, completing 22 of 32 passes for 249 yards, hanging tough while absorbing seven hits and four sacks, and rushing for a game-high 95 yards, a Giants quarterback record in the Super Bowl era. Graham Gano continued his run of perfection, kicking five field goals and increasing his streak of consecutive successful attempts to 35.

The Giants could have scored touchdowns on at least three of those possessions on which Gano converted, which perhaps best exemplified that all their good work was mitigated by an inexplicable litany of errors, mistakes and uncaptialized upon opportunities, the last of which changed the outcome of the game. The Giants celebrated when Dustin Hopkins pushed a 48-yard field goal attempt wide right on what would have been the game's final play. But Dexter Lawrence leaned forward just prior to the snap and drew an offside penalty. With his second chance, Hopkins kicked a 43-yarder that turned the Giants' two-point victory into a gut-punch one-point defeat.

"There are a lot of things to build on going forward," Judge said. "But obviously in a game like this, you can see the margin of error with the score. It was a tight game and there are a lot of little things that add up over time. We've got to clean some stuff up as a team, keep moving forward, keep learning from the negatives, building on the positives to put us on course to improve as a team."

	1	2	3	4	OT	F
GIANTS	7	3	10	9	0	29
WASHINGTON	0	14	3	13	0	30

#### SCORING SUMMARY

Team	Qtr	Time	Play Description (Extra Point) (Drive Info)	Visitor	Home
Giants	1	7:35	Daniel Jones 6 yd run (Graham Gano kick). (11-79; 5:55)	7	0
Washington	2	11:16	Terry McLaurin 11 yd pass from Taylor Heinicke (Dustin Hopkins kick). (13-90; 7:01)	7	7
Giants	2	4:09	Graham Gano 23 yd FG. (10-73; 4:09)	10	7
Washington	2	0:21	J.D. McKissic 2 yd run (Dustin Hopkins kick). (12-84; 3:48)	10	14
Giants	3	9:07	Graham Gano 47 yd FG. (9-46; 5:53)	13	14
Giants	3	4:41	Darius Slayton 33 yd pass from Daniel Jones (Graham Gano kick). (7-65; 2:50)	20	14
Washington	3	1:30	Dustin Hopkins 49 yd FG. (7-44; 3:11)	20	17
Giants	4	13:35	Graham Gano 52 yd FG. (6-41; 2:55)	23	17
Washington	4	8:46	Dustin Hopkins 37 yd FG. (11-56; 4:49)	23	20
Giants	4	4:50	Graham Gano 55 yd FG. (8-38; 3:56)	26	20
Washington	4	4:33	Ricky Seals-Jones 19 yd pass from Taylor Heinicke (Dustin Hopkins kick). (2-75; 0:17)	26	27
Giants	4	2:00	Graham Gano 35 yd FG. (4-3; 0:16)	29	27
Washington	4	0:00	Dustin Hopkins 43 yd FG. (11-50; 2:00)	29	30

#### TEAM STATS

	GIANTS	WASHINGTON
FIRST DOWNS	21	25
FIRST DOWN (RUSH)	7	8
FIRST DOWN (PASS)	10	13
FIRST DOWN (PENALTY)	4	4
TOTAL YDS	391	407
RUSHES-YDS	28-163	22-87
AVG. RUSH GAIN	5.8	4.0
PASS COMP-ATT-INT	22-32-0	34-46-1
PASSING YDS	228	320
KICKOFFS	1	4
PUNTS-AVG.	3-41.0	4-50.0
RETURN YDS.	33	83
PENALTIES-YARDS	11-81	9-80
FUMBLES-LOST	0-0	0-0
TOUCHDOWNS	2	3
RUSHING TDS	1	1
PASSING TDS	1	2
EXTRA POINTS-ATTEMPTS	2-2	3-3
FG MADE-ATT	5-5	3-3
RED ZONE EFF.	33%	75%
TIME OF POSSESSION	31:44	28:16

#### TOP INDIVIDUAL PERFORMANCES

GIANTS	WASHINGTON
Rushing Yards	Jones - 95
Receiving Yards	Shepard - 94
Passing Yards	Jones - 249
Touchdowns	Two Players - 1
Field Goals (long)	Gano - 5 (55)
Tackles (solo)	Martinez - 12 (5)
Sacks	Ojulari - 1.0
	Allen - 2.0

# GAME 3



## GIANTS VS FALCONS

SEPTEMBER 26, 2021  
FALCONS 17, GIANTS 14



EAST RUTHERFORD, N.J. — The Giants have a propensity for playing close games. But they'll be the first to concede that they must start winning more of them.

Their run of frustrating defeats continued Sunday in MetLife Stadium, where the Atlanta Falcons scored 10 points in the final 4:13, including Younghee Koo's 40-yard field goal that doomed the Giants to a 17-14 defeat.

The Giants fell to 0-3 and lost on a final play field goal for the second consecutive game. On Sept. 16, Washington's Dustin Hopkins kicked a game-winning 43-yard field goal as the clock hit zero. Since the start of the 2020 season, the Giants are 3-5 in games decided by three points or less.

"I think guys are frustrated and certainly disappointed with the results," quarterback Daniel Jones said. "We're all competitors and we want to win, and we expect to win, so that's frustrating and we've got to understand that and feel that today. But as we move forward, we've got to use that to motivate us to look at what we've done well and what we need to correct and how we need to attack this week going forward."

"We just have to finish," said running back Saquon Barkley, who had a team-high 94 yards from scrimmage and scored the Giants' only touchdown on a one-yard leap. "0-3. Obviously, no one is happy. We just have to keep trusting each other and stay with each other. Starting 0-3 is where you're going to hear a lot of noise outside. As long as we stay strong in the locker room, we're going to be alright. We have to keep trusting each other, keep trusting the system, keep trusting the coaches and keep coming to work and try to figure it out."

The Giants must step up at the end of games. In Washington, they took a two-point lead on Graham Gano's fifth field goal with two minutes remaining. But the Washington Football Team drove 50 yards in 11 plays, and Hopkins got a second chance to win the game when Dexter Lawrence jumped offside on a 48-yard field goal attempt that missed.

On Sunday, the Falcons set up Koo's decisive kick by moving 58 yards on a drive that included Matt Ryan completions of 28 yards to Cordarelle Patterson and 25 yards to Kyle Pitts, two of their three longest plays of the game. The third, a 26-yard pass to Patterson, was also in the fourth quarter.

	1	2	3	4	OT	F
FALCONS	0	7	0	10	0	17
GIANTS	3	3	0	8	0	14

### SCORING SUMMARY

Team	Qtr	Time	Play Description (Extra Point) (Drive Info)	Visitor	Home
Giants	1	6:58	G.Gano 25 yd. Field Goal (11-73, 5:16)	0	3
Giants	2	8:13	G.Gano 31 yd. Field Goal (15-73, 7:38)	0	6
Falcons	2	1:33	O.Zaccheaus 4 yd. pass from M.Ryan (Y.Koo kick) (6-44, 0:36)	7	6
Giants	4	12:53	S.Barkley 1 yd. run (D.Jones run) (10-71, 5:10)	7	14
Falcons	4	4:13	L.Smith 1 yd. pass from M.Ryan (Y.Koo kick) (15-72, 8:40)	14	14
Falcons	4	0:00	Y.Koo 40 yd. Field Goal (7-58, 1:50)	17	14

### TEAM STATS

	FALCONS	GIANTS
FIRST DOWNS	18	21
FIRST DOWN (RUSH)	3	7
FIRST DOWN (PASS)	12	12
FIRST DOWN (PENALTY)	3	2
TOTAL YDS	296	346
RUSHES-YDS	20-69	27-100
AVG. RUSH GAIN	3.5	3.7
PASS COMP-ATT-INT	27-36-0	24-35-0
PASSING YDS	227	246
KICKOFFS	3	4
PUNTS-AVG.	6-47.3	5-45.8
RETURN YDS.	24	36
PENALTIES-YARDS	4-28	8-53
FUMBLES-LOST	1-1	3-1
TOUCHDOWNS	2	1
RUSHING TDS	0	1
PASSING TDS	2	0
EXTRA POINTS-ATTEMPTS	2-2	1-1
FG MADE-ATT	1-1	2-2
RED ZONE EFF.	100%	33%
TIME OF POSSESSION	28:09	31:51

### TOP INDIVIDUAL PERFORMANCES

FALCONS	GIANTS
Davis - 50	Barkley - 51
Patterson - 82	Golladay - 64
Ryan - 243	Jones - 266
Two Players - 7	Barkley - 1
Koo - 1 (40)	Gano 2 (31)
Oluokun - 14 (9)	Crowder - 11 (4)
Two Players - 1.0	Three Players - 1.0

# RECORD BOOK



# GIANTS ALL-TIME TOP 10

## TOP TEN RUSHERS

(Based on Rushing Yardage)

	Player	Years	Attempts	Yards	Avg	Lg	TDs
1.	Tiki Barber	1997-06	2,217	10,449	4.7	95†	55
2.	Rodney Hampton	1990-97	1,824	6,897	3.8	63†	49
3.	Joe Morris	1982-89	1,318	5,296	4.0	65†	48
4.	Brandon Jacobs	2005-11, 13	1,136	5,087	4.5	73	60
5.	Alex Webster	1955-64	1,196	4,638	3.9	71	39
6.	Ahmad Bradshaw	2007-12	921	4,232	4.6	88	32
7.	Ron Johnson	1970-75	1,066	3,836	3.6	68	33
8.	Frank Gifford	1952-60, 62-64	840	3,609	4.3	79	34
9.	Doug Kotar	1974-81	900	3,380	3.8	53	20
10.	Eddie Price	1950-55	846	3,292	3.9	80	20

## TOP TEN PASSERS

(Based on Passing Yardage)

	Player	Years	Att.	Comp.	Yards	Pct.	TDs	Ints
1.	Eli Manning	2004-19	8,119	4,895	57,023	60.3	366	244
2.	Phil Simms	1979-93	4,647	2,576	33,462	55.4	199	157
3.	Charlie Conerly	1948-61	2,833	1,418	19,488	50.0	173	167
4.	Kerry Collins	1999-03	2,473	1,447	16,875	58.5	81	70
5.	Fran Tarkenton	1967-71	1,898	1,051	13,905	55.4	103	72
6.	Y.A. Tittle	1961-64	1,308	731	10,439	55.9	96	68
7.	Dave Brown	1992-97	1,391	766	8,806	55.1	40	49
8.	<b>Daniel Jones</b>	<b>2019-21</b>	<b>1,011</b>	<b>632</b>	<b>6,752</b>	<b>62.5</b>	<b>37</b>	<b>22</b>
9.	Scott Brunner	1980-83	986	482	6,121	48.9	28	48
10.	Craig Morton	1974-76	884	461	5,734	52.1	29	49

## TOP TEN RECEIVERS

(Based on Number of Receptions)

	Player	Years	No.	Yards	Avg	Lg	TD
1.	Amani Toomer	1996-08	668	9,497	14.2	82	54
2.	Tiki Barber	1997-06	586	5,183	8.8	87	12
3.	Joe Morrison	1959-72	395	4,993	12.6	70	47
4.	Odell Beckham, Jr.	2014-18	390	5,476	14.0	87†	44
5.	Jeremy Shockey	2002-07	371	4,228	11.4	59	27
6.	Ike Hilliard	1997-04	368	4,630	12.6	59	27
7.	Frank Gifford	1952-60, 62-64	367	5,434	14.8	77	43
8.	Chris Calloway	1992-98	334	4,710	14.1	68	27
9.	<b>Sterling Shepard</b>	<b>2016-21</b>	<b>331</b>	<b>3,741</b>	<b>11.3</b>	<b>77</b>	<b>21</b>
10.	Bob Tucker	1970-77	327	4,376	13.4	63	22

# GIANTS ALL-TIME TOP 10

## TOP TEN SCORERS

(Based on Total Points)

Player	Years	Touchdowns			Ret	2pt. Conv.	Kicking		Total Pts.
		Tot	Rush	Rec			FGs	PATs	
1. Pete Gogolak	1966-74	0	0	0	0		126	268	646
2. Lawrence Tynes	2007-12	0	0	0	0		122	220	586
3. Brad Daluiso	1993-00	0	0	0	0		123	157	526
4. Frank Gifford	1952-64	78	34	43	1		2	10	484
5. Joe Danelo	1976-82	0	0	0	0		104	170	482
6. Tiki Barber	1997-06	68	55	12	1	4	0	0	416
7. Josh Brown	2013-16	0	0	0	0		88	128	392
8. Joe Morrison	1959-72	65	18	47	0		0	0	390
9. Brandon Jacobs	2005-11, 2013	64	60	4	0	1	0	0	386
10. Amani Toomer	1996-08	58	1	54	3		0	0	348

## TOP TEN INTERCEPTORS

(Based on Number of Interceptions)

	Player	Years	No	Ret. Yds	Avg	TD
1.	Emlen Tunnell	1949-58	74	1,240	16.8	4
2.	Jim Patton	1955-66	52	712	13.7	2
3.	Carl Lockhart	1965-75	41	475	11.6	3
4.	Willie Williams	1965, 67-73	35	462	13.2	0
5.	Dick Lynch	1959-66	35	568	16.2	4
6.	Tom Landry	1950-55	31	360	11.6	3
7.	Terry Kinard	1983-89	27	574	21.3	2
8.	Terry Jackson	1978-83	24	282	11.8	2
9.	Phillippi Sparks	1992-99	22	163	7.4	0
10.	Corey Webster	2005-12	20	226	11.3	1
	Frank Reagan	1941, 46-48	20	376	18.8	0
	Howard Livingston	1944-47	20	375	18.8	1

## TOP TEN PUNT RETURNERS

(Based on Return Yardage)

	Player	Years	No	FC	Yds.	Avg.	Long	TD
1.	David Meggett	1989-94	202	80	2,230	11.0	76†	6
2.	Emlen Tunnell	1948-58	261	NA	2,214	8.5	81	5
3.	Phil McConkey	1984-88	213	84	1,708	8.0	37	0
4.	Tiki Barber	1997-01	122	45	1,177	9.6	85†	1
5.	Amani Toomer	1996-01	109	52	1,060	9.7	81†	3
6.	Leon Bright	1981-83	106	0	852	8.0	55	0
7.	Chad Morton	2005-06	76	29	721	9.5	58	1
8.	Domenik Hixon	2007-12	49	33	565	11.5	79†	1
9.	Dwayne Harris	2015-17	70	26	559	8.0	80†	1
10.	Bob Hammond	1976-79	60	14	512	8.5	68†	1

# GIANTS ALL-TIME TOP 10

## TOP TEN KICKOFF RETURNERS

(Based on Return Yardage)

	Player	Years	No	Yds.	Avg.	Long	TD
1.	Clarence Childs	1964-67	126	3,163	25.1	100	2
2.	David Meggett	1989-94	146	2,989	20.5	92t	1
3.	Willie Ponder	2003-05	71	1,872	26.4	95t	2
4.	Ahmad Bradshaw	2007-12	77	1,788	23.2	68	0
5.	Rocky Thompson	1971-73	65	1,768	27.2	93	2
6.	David Wilson	2012-14	66	1,755	26.6	97t	1
7.	David Patten	1997-99	84	1,724	20.5	90t	1
8.	Domenik Hixon	2007-12	68	1,692	24.9	83	1
9.	Joe Scott	1948-53	54	1,467	27.2	NA	1
10.	Ron Dixon	2000-01	65	1,364	20.4	44	0

## TOP TEN SACK LEADERS

(official statistic only since 1982)

	Player	Years	Sacks
1.	Michael Strahan	1993-07	141.5
2.	Lawrence Taylor	1981-93	132.5
3.	Leonard Marshall	1983-92	79.5
4.	Osi Umenyiora	2003-12	75.0
5.	Keith Hamilton	1992-03	63.0
6.	Justin Tuck	2005-13	60.5
7.	Jason Pierre-Paul	2010-17	58.5
8.	George Martin	1975-88	46.0
9.	Mathias Kiwanuka	2006-13	38.5
10.	Carl Banks	1984-92	36.0

\*Taylor had 9.5 sacks as a rookie in 1981, the year before they became an official statistic.



LAWRENCE TAYLOR



# GIANTS INDIVIDUAL RECORDS

## SERVICE

### MOST SEASONS, ACTIVE PLAYER

16	Eli Manning (2004-19)
15	Michael Strahan (1993-07)
15	Phil Simms (1979-93)
15	Mel Hein (1931-45)
14	George Martin (1975-88)
14	Joe Morrison (1959-72)
14	Charlie Conerly (1948-61)
13	Zak DeOssie (2007-19)
13	Amani Toomer (1996-08)
13	Howard Cross (1989-01)
13	Lawrence Taylor (1981-93)
13	Harry Carson (1976-88)
13	Greg Larson (1961-73)
13	Jim Katcavage (1956-68)
13	Rosie Brown (1953-65)

### MOST GAMES PLAYED, CAREER

236	Eli Manning (2004-19)
216	Michael Strahan (1993-07)
207	Howard Cross (1989-01)
201	George Martin (1975-88)
199	Zak DeOssie (2007-19)
190	Amani Toomer (1996-08)
184	Lawrence Taylor (1981-93)
184	Joe Morrison (1959-72)
179	Greg Larson (1961-73)
173	Keith Hamilton (1992-03)
173	Harry Carson (1976-88)

### MOST SEASONS, HEAD COACH

23	Steve Owen (1931-53)
12	Tom Coughlin (2004-15)
8	Bill Parcells (1983-90)
8	Allie Sherman (1961-68)
7	Jim Fassel (1997-03)
7	Jim Lee Howell (1954-60)

## SCORING

### MOST SEASONS LEADING LEAGUE

1	Jay Feely (2005)(kickers only)
1	Don Chandler (1963)
1	Gene Roberts (1949) tied
1	Ken Strong (1933) tied

### MOST POINTS, CAREER

646	Pete Gogolak (1966-74) (268-pat, 126-fg)
586	Lawrence Tynes (2007-12) (220-pat, 122-fg)
526	Brad Daluiso (1993-00) (157-pat, 123-fg)
484	Frank Gifford (1950-60, 62-64) (78-td, 10-pat, 2-fg)

### MOST POINTS, SEASON

148	Jay Feely 2005 (43-pat, 35-fg)
145	Lawrence Tynes 2012 (46-pat, 33-fg)
143	John Carney 2008 (38-pat, 35-fg)
134	Josh Brown 2015 (44-pat, 30-fg)
127	Aldrick Rosas 2018 (31-pat, 32-fg)
127	Ali Haji-Sheikh 1983 (22-pat, 35-fg)
126	Lawrence Tynes 2009 (45-pat, 27-fg)
126	Joe Morris 1985 (21-tds)
116	Josh Brown 2014 (44-pat, 24-fg)

### MOST POINTS, ROOKIE SEASON

127	Ali Haji-Sheikh 1983 (22-pat, 35-fg)
108	Matt Bryant 2002 (30-pat, 26-fg)

### MOST POINTS, GAME

24	Rodney Hampton, vs. New Orleans, Sept. 24, 1995
24	Earnest Gray, at St. Louis, Sept. 7, 1980
24	Ron Johnson, at Philadelphia, Oct. 2, 1972
20	Joe Danelo, at Seattle, Oct. 18, 1981

### MOST CONSECUTIVE GAMES SCORING

61	Lawrence Tynes (2009-12)
61	Pete Gogolak (1969-73)

## TOUCHDOWNS

### MOST SEASONS LEADING LEAGUE

2	Bill Paschal (1943 tied, 1944 tied)
1	Joe Morris (1985)
1	Homer Jones (1967)
1	Gene Roberts (1949)

### MOST TOUCHDOWNS, CAREER

78	Frank Gifford (1952-60, 62-64)
68	Tiki Barber (1997-06)
65	Joe Morrison (1959-72)
64	Brandon Jacobs (2005-11, 13)
58	Amani Toomer (1996-2008)

### MOST TOUCHDOWNS, SEASON

21	Joe Morris (1985)
17	Gene Roberts (1949)
15	<b>Saquon Barkley (2018)</b>
15	Brandon Jacobs (2008)
15	Tiki Barber (2004)
15	Joe Morris (1986)
14	Rodney Hampton (1992)
14	Ottis Anderson (1989)
14	Joe Morris (1986)
14	Ron Johnson (1972)
14	Homer Jones (1967)

### MOST TOUCHDOWNS, ROOKIE SEASON

15	<b>Saquon Barkley (2018)</b>
12	Odell Beckham Jr. (2014)
12	Bill Paschal (1943)

### MOST TOUCHDOWNS, GAME

4	Rodney Hampton, vs. New Orleans, Sept. 24, 1995
4	Earnest Gray, at St. Louis, Sept. 7, 1980
4	Ron Johnson, at Philadelphia, Oct. 2, 1972
3	By 28 players

**Last: Saquon Barkley, vs. Tampa Bay, Nov. 18, 2018**

### MOST CONSECUTIVE GAMES SCORING TOUCHDOWNS

10	Frank Gifford (1957-58)
7	Tiki Barber (2004)
7	Kyle Rote (1959-60)
7	Bill Paschal (1944)
6	Plaxico Burress (2007)
6	Tiki Barber (2004-05)
6	Joe Morris (1985-86)
6	Frank Gifford (1953)



# GIANTS INDIVIDUAL RECORDS

## POINTS AFTER TOUCHDOWN

### MOST SEASONS LEADING LEAGUE

- 1 Don Chandler (1963)
- 1 Pat Summerall (1961)
- 1 Ward Cuff (1938)

### MOST POINTS AFTER TOUCHDOWN

#### ATTEMPTED, CAREER

- 277 Pete Gogolak (1966-74)
- 220 Lawrence Tynes (2007-12)
- 176 Joe Danelo (1976-82)
- 159 Ben Agajanian (1949, 54-57)
- 159 Brad Daluiso (1993-00)

### MOST POINTS AFTER TOUCHDOWN

#### ATTEMPTED, SEASON

- 56 Don Chandler (1963)
- 48 Don Chandler (1962)
- 46 Lawrence Tynes (2012)
- 46 Pat Summerall (1961)
- 45 Josh Brown (2015)

### MOST POINTS AFTER TOUCHDOWN

#### (NO MISSES), GAME

- 8 Pete Gogolak, vs. Philadelphia, Nov. 26, 1972
- 7 on occasions, Last: Josh Brown at New Orleans, Nov. 1, 2015

### MOST POINTS AFTER TOUCHDOWN, CAREER

- 268 Pete Gogolak (1966-74)
- 220 Lawrence Tynes (2007-12)
- 170 Joe Danelo (1976-82)
- 157 Brad Daluiso (1993-00)
- 157 Ben Agajanian (1949, 54-57)

### MOST POINTS AFTER TOUCHDOWN, SEASON

- 52 Don Chandler (1963)
- 47 Don Chandler (1962)
- 46 Lawrence Tynes (2012)
- 46 Pat Summerall (1961)
- 45 Lawrence Tynes (2009)

### MOST POINTS AFTER TOUCHDOWN, GAME

- 8 Pete Gogolak, vs. Philadelphia, Nov. 26, 1972
- 7 on 7 occasions, most recently by Lawrence Tynes, vs. New Orleans, Dec. 9, 2012

### MOST CONSECUTIVE POINTS AFTER TOUCHDOWN

- 204 Lawrence Tynes (2007-2012)
- 133 Pete Gogolak (1967-72)
- 126 Pat Summerall (1958-61)
- 85 Brad Daluiso (1993-00)
- 82 Josh Brown (2013-15)

### MOST POINTS AFTER TOUCHDOWN

#### (NO MISSES), SEASON

- 46 Lawrence Tynes (2012)
- 46 Pat Summerall (1961)
- 45 Lawrence Tynes (2009)
- 44 Josh Brown (2014)
- 43 Lawrence Tynes (2010)
- 43 Lawrence Tynes (2011)
- 43 Jay Feely (2005)

## FIELD GOALS

### MOST SEASONS LEADING LEAGUE

- 3 Ward Cuff (1938, tied, 1939, 1943, tied)
- 1 Ali Haji-Sheikh (1983)
- 1 Pat Summerall (1959)
- 1 Ken Strong (1944)

### MOST FIELD GOALS ATTEMPTED, CAREER

- 219 Pete Gogolak (1966-74)
- 176 Joe Danelo (1976-82)
- 160 Brad Daluiso (1993-00)
- 146 Lawrence Tynes (2007-12)
- 112 Pat Summerall (1958-61)

### MOST FIELD GOALS ATTEMPTED, SEASON

- 42 Jay Feely (2005)
- 42 Ali Haji-Sheikh (1983)
- 41 Pete Gogolak (1970)
- 39 Lawrence Tynes (2012)
- 38 John Carney (2008)
- 38 Joe Danelo (1981)

### MOST FIELD GOALS ATTEMPTED, GAME

- 6 on six occasions, most recently by Jay Feely, vs. Washington, Oct. 30, 2005

### MOST FIELD GOALS, CAREER

- 126 Pete Gogolak (1966-74)
- 123 Brad Daluiso (1993-00)
- 122 Lawrence Tynes (2007-12)
- 104 Joe Danelo (1976-82)

### MOST FIELD GOALS, SEASON

- 35 John Carney (2008)
- 35 Jay Feely (2005)
- 35 Ali Haji-Sheikh (1983)
- 33 Lawrence Tynes (2012)
- 32 Aldrick Rosas (2018)
- 31 Graham Gano (2020)**
- 30 Josh Brown (2015)
- 27 Lawrence Tynes (2009)
- 26 Matt Bryant (2002)

### MOST FIELD GOALS, GAME

- 6 Joe Danelo, at Seattle, Oct. 18, 1981
- 5 Josh Brown, at Tennessee, Dec. 7, 2014
- 5 Josh Brown, at Philadelphia, Oct. 27, 2013
- 5 Lawrence Tynes, at Dallas, Oct. 28, 2012
- 5 Lawrence Tynes, at Carolina, Sept. 20, 2012
- 5 Jay Feely, vs. Washington, Oct. 30, 2005
- 5 Steve Christie, at Cincinnati, Dec. 26, 2004
- 5 Raul Allegre, at Minnesota, Nov. 16, 1986
- 5 Eric Schubert, vs. Tampa Bay, Nov. 3, 1985
- 5 Ali Haji-Sheikh, at Washington, Dec. 17, 1983

### MOST CONSECUTIVE GAMES

#### KICKING FIELD GOALS

- 26 Lawrence Tynes (2011-12)
- 18 Joe Danelo (1977-79)
- 15 Lawrence Tynes (2009)
- 15 Jay Feely (2005)
- 15 Raul Allegre (1987-89)
- 15 Ali Haji-Sheikh (1983)
- 14 Aldrick Rosas (2017-18)
- 14 Pat Summerall (1960-61)

# GIANTS INDIVIDUAL RECORDS

## MOST CONSECUTIVE SUCCESSFUL FIELD GOAL ATTEMPTS

### 37 **Graham Gano (2020-21)**

- 29 Josh Brown (2014-15)
- 20 Aldrick Rosas (2018-2019)
- 17 Josh Brown (2013)
- 16 Lawrence Tynes (2010)
- 14 Ali Haji-Sheikh (1983)
- 14 Brad Daluiso (1996)
- 14 John Carney (2008)

## LONGEST FIELD GOAL (IN YARDS)

- 57 Aldrick Rosas, vs. Chicago Bears, Dec. 2, 2018
- 56 Ali Haji-Sheikh, at Detroit, Nov. 7, 1983
- 56 Ali Haji-Sheikh, vs. Green Bay, Sept. 26, 1983
- 55 **Graham Gano, at Washington, Sept. 16, 2021**
- 55 **Graham Gano, vs. Dallas, Oct. 11, 2020**
- 55 Joe Danelo, vs. New Orleans, Sept. 20, 1981
- 54 on four occasions, most recently by  
Brad Daluiso, vs. Phoenix, Nov. 28, 1993
- 53 on eight occasions, most recently by  
Aldrick Rosas, at Carolina, Oct. 8, 2018
- 52 **on 14 occasions, most recently by  
Graham Gano, at Washington, Sept. 16, 2021**
- 51 on ten occasions, most recently by  
Aldrick Rosas, at Philadelphia, Nov. 15, 2018
- 50 on 16 occasions, most recently by  
Aldrick Rosas, vs. L.A. Rams, Nov. 5, 2017

## HIGHEST FIELD GOAL PERCENTAGE, CAREER (50 ATTEMPTS)

- 91.7 Josh Brown 88-96 (2013-16)
- 84.1 Jay Feely 58-69 (2005-06)
- 83.6 Lawrence Tynes 122-146 (2007-12)
- 82.4 Aldrick Rosas 61-74 (2017-19)
- 76.9 Brad Daluiso 123-160 (1993-00)
- 75.3 Matt Bahr 55-73 (1990-92)

## HIGHEST FIELD GOAL PERCENTAGE, SEASON (14 ATTEMPTS)

- 97.0 Aldrick Rosas 32-33 (2018)
- 96.9 **Graham Gano 31-32 (2020)**
- 93.8 Josh Brown 30-32 (2015)
- 92.3 Josh Brown 24-26 (2014)
- 92.1 John Carney 35-38 (2008)
- 88.9 Brad Daluiso 24-27 (1996)
- 88.5 Josh Brown 23-26 (2013)

## MOST FIELD GOALS, 50 OR MORE YARDS, CAREER

- 9 Joe Danelo (1976-82)
- 8 Josh Brown (2013-15)
- 7 **Graham Gano (2020-21)**
- 7 Aldrick Rosas (2017-2018)
- 6 Brad Daluiso (1993-00)
- 5 Lawrence Tynes (2007-12)
- 3 Jay Feely (2005)
- 3 Steve Christie (2004)
- 3 Raul Allegre (1986-91)
- 3 Ali Haji-Sheikh (1983-85)

## MOST FIELD GOALS, 50 OR MORE YARDS, SEASON

- 5 **Graham Gano (2020)**
- 4 Aldrick Rosas (2018)
- 4 Josh Brown (2014)
- 3 on five occasions, most recently by Aldrick Rosas in 2017

## SAFETIES

### MOST SAFETIES, SEASON

- 1 by many players
- Last: Sam Beal, vs. Miami, Dec. 15, 2019  
(tackled in end zone)

### MOST SAFETIES, GAME

- 1 by many players
- Last: Sam Beal, vs. Miami, Dec. 15, 2019  
(tackled in end zone)

### MOST SAFETIES, CAREER

- 3 Jim Katcavage (1956-68)
- 2 Leonard Marshall (1983-92)
- 1 by many players

## RUSHING

### MOST SEASONS LEADING LEAGUE

- 2 Bill Pascal (1943-44)
- 1 Eddie Price (1951)
- 1 Tuffy Leemans (1936)

### MOST ATTEMPTS, CAREER

- 2,217 Tiki Barber (1997-06)
- 1,824 Rodney Hampton (1990-97)
- 1,318 Joe Morris (1982-89)
- 1,196 Alex Webster (1955-64)
- 1,136 Brandon Jacobs (2005-11, 13)

### MOST ATTEMPTS, SEASON

- 357 Tiki Barber (2005)
- 341 Joe Morris (1986)
- 327 Rodney Hampton (1994)
- 327 Tiki Barber (2006)
- 325 Otis Anderson (1989)
- 322 Tiki Barber (2004)
- 307 Joe Morris (1988)

### MOST ATTEMPTS, GAME

- 43 Butch Woolfolk, at Philadelphia, Nov. 20, 1983
- 41 Rodney Hampton, vs. Rams, Sept. 19, 1993
- 38 Joe Montgomery, vs. New York Jets, Dec. 5, 1999
- 38 Harry Newman, vs. Green Bay, Nov. 11, 1934
- 36 Joe Morris, vs. Pittsburgh, Dec. 21, 1985
- 36 Ron Johnson, at Philadelphia, Oct. 2, 1972
- 34 on four occasions, most recently by  
Rashad Jennings, vs. Houston, Sept. 21, 2014
- 33 on three occasions, most recently by  
Rodney Hampton, vs. New Orleans, Sept. 24, 1995
- 32 on five occasions, most recently by  
Tiki Barber, at Philadelphia, Dec. 11, 2005
- 31 on two occasions, most recently by  
Joe Morris, vs. Kansas City, Dec. 11, 1988

### MOST YARDS GAINED, CAREER

- 10,449 Tiki Barber (1997-06)
- 6,897 Rodney Hampton (1990-97)
- 5,296 Joe Morris (1982-89)
- 5,087 Brandon Jacobs (2005-11, 2013)
- 4,638 Alex Webster (1955-64)
- 4,232 Ahmad Bradshaw (2007-12)
- 3,836 Ron Johnson (1970-75)

# GIANTS INDIVIDUAL RECORDS

## MOST YARDS GAINED, SEASON

1,860	Tiki Barber (2005)
1,662	Tiki Barber (2006)
1,518	Tiki Barber (2004)
1,516	Joe Morris (1986)
1,387	Tiki Barber (2002)
1,336	Joe Morris (1985)
<b>1,307</b>	<b>Saquon Barkley (2018)</b>
1,235	Ahmad Bradshaw (2010)
1,216	Tiki Barber (2003)
1,182	Rodney Hampton (1995)
1,182	Ron Johnson (1972)
1,141	Rodney Hampton (1992)
1,089	Brandon Jacobs (2008)
1,083	Joe Morris (1988)
1,077	Rodney Hampton (1993)
1,075	Rodney Hampton (1994)
1,063	Gary Brown (1998)
1,059	Rodney Hampton (1991)
1,027	Ron Johnson (1970)
1,025	Derrick Ward (2008)
1,023	Ottis Anderson (1989)
1,015	Ahmad Bradshaw (2012)

## MOST YARDS GAINED, GAME

234	Tiki Barber, at Washington, Dec. 30, 2006
220	Tiki Barber, vs. Kansas City, Dec. 17, 2005
218	Gene Roberts, vs. Chicago Cardinals, Nov. 12, 1950
215	Derrick Ward, vs. Carolina, Dec. 21, 2008
206	Tiki Barber, vs. Washington, Oct. 30, 2005
203	Tiki Barber, at Oakland, Dec. 31, 2005
203	Tiki Barber, vs. Philadelphia, Dec. 28, 2002
202	Joe Morris, vs. Pittsburgh, Dec. 21, 1985
200	Ahmad Bradshaw, vs. Cleveland, Oct. 7, 2012
<b>189</b>	<b>Saquon Barkley, at Washington, Dec. 22, 2019</b>
188	Bill Paschal, vs. Washington, Dec. 5, 1943
187	Rodney Hampton, at Dallas, Dec. 17, 1995
185	Tiki Barber, at Atlanta, Oct. 15, 2006
182	Tiki Barber, at Green Bay, Oct. 3, 2004
181	Joe Morris, vs. Dallas, Nov. 2, 1986
181	Joe Morris, vs. Washington, Oct. 27, 1986

## MOST GAMES 100 YARDS OR MORE

### RUSHING, CAREER

38	Tiki Barber (1997-06)
19	Joe Morris (1982-89)
17	Rodney Hampton (1990-97)
13	Brandon Jacobs (2005-11, 2013)
12	Ahmad Bradshaw (2007-12)
<b>11</b>	<b>Saquon Barkley (2018-19)</b>
11	Eddie Price (1950-55)
10	Ron Johnson (1970-75)

## MOST GAMES, 100 YARDS OR MORE

### RUSHING, SEASON

9	Tiki Barber (2004)
8	Tiki Barber (2005)
8	Tiki Barber (2006)
8	Joe Morris (1986)
<b>7</b>	<b>Saquon Barkley (2018)</b>
6	Gary Brown (1998)
6	Joe Morris (1985)
5	Brandon Jacobs (2007)
5	Rodney Hampton (1993)

## LONGEST RUN FROM SCRIMMAGE

95	Tiki Barber, at Oakland, Dec. 31, 2005
----	--

91	Hap Moran, vs. Green Bay, Nov. 23, 1930
88	Ahmad Bradshaw, at Buffalo, Dec. 23, 2007
80	Eddie Price, at Philadelphia, Dec. 9, 1951
79	Frank Gifford, vs. Washington, Nov. 29, 1959
78	Tiki Barber, vs. Arizona, Sept. 3, 2000
77	Bill Paschal, vs. Cleveland Rams, Nov. 4, 1945

## HIGHEST AVERAGE GAIN, CAREER (500 ATTEMPTS)

4.71	Tiki Barber, 1997-2006 (2,217-10,449)
<b>4.67</b>	<b>Saquon Barkley, 2018-21 (520-2,427)</b>
4.60	Ahmad Bradshaw, 2007-2012 (921-4,232)
4.48	Brandon Jacobs, 2005-11, 2013 (1,136-5,087)
4.30	Frank Gifford, 1952-60, 62-64 (840-3,609)
4.14	Mel Triplett, 1955-60 (553-2,289)

## HIGHEST AVERAGE GAIN, SEASON (QUALIFIERS)

5.63	Derrick Ward 2008 (182-1,025)
5.60	Brandon Jacobs 2010 (147-823)
5.58	Eddie Price 1950 (126-703)
5.21	Tiki Barber 2005 (357-1,860)
5.21	Tiki Barber 2001 (166-865)
5.15	Frank Gifford 1956 (159-819)
5.09	Frank Gifford 1959 (106-540)

## HIGHEST AVERAGE GAIN, GAME (10 ATTEMPTS)

14.33	Derrick Ward, vs. Carolina, Dec. 21, 2008 (15-215)
13.30	Frank Reagan, vs. Rams, Dec. 1, 1946 (10-133)
12.23	Tuffy Leemans, vs. Green Bay, Nov. 20, 1938 (13-159)
<b>12.14</b>	<b>Saquon Barkley, at Washington, Dec. 9, 2018 (14-170)</b>
11.43	Ernie Koy, at Washington, Oct. 1, 1967 (14-160)

## MOST RUSHING TOUCHDOWNS, CAREER

60	Brandon Jacobs (2005-11, 13)
55	Tiki Barber (1997-06)
49	Rodney Hampton (1990-97)
48	Joe Morris (1982-89)
39	Alex Webster (1955-64)
35	Ottis Anderson (1986-92)
34	Frank Gifford (1952-60, 62-64)

## MOST RUSHING TOUCHDOWNS, SEASON

21	Joe Morris (1985)
15	Brandon Jacobs (2008)
14	Rodney Hampton (1992)
14	Ottis Anderson (1989)
14	Joe Morris (1986)
13	Tiki Barber (2004)
<b>11</b>	<b>Saquon Barkley (2018)</b>
11	Tiki Barber (2002)
11	Ottis Anderson (1990)
10	Rodney Hampton (1995)
10	Rodney Hampton (1991)
10	Bill Paschal (1943)

## MOST RUSHING TOUCHDOWNS, GAME

4	Rodney Hampton, vs. New Orleans, Sept. 24, 1995
3	on 16 occasions, most recently by Ahmad Bradshaw, vs. Buffalo, Oct. 16, 2011
<b>2</b>	<b>on many occasions, most recently by Wayne Gallman Jr., vs. Philadelphia, Nov. 15, 2020</b>

## MOST CONSECUTIVE GAMES RUSHING FOR TOUCHDOWNS

7	Bill Paschal (1944)
6	Joe Morris (1985-86)
5	on five occasions, most recently by Andre Brown, 2012

# GIANTS INDIVIDUAL RECORDS

## ALL-PURPOSE YARDS

### MOST ALL-PURPOSE YARDS, CAREER

17,359	Tiki Barber (1997-06)
10,924	Amani Toomer (1996-08)
9,862	Frank Gifford (1952-60, 1962-64)
8,750	Rodney Hampton (1990-97)

### MOST ALL-PURPOSE YARDS, SEASON

2,390	Tiki Barber (2005)
2,127	Tiki Barber (2006)
2,096	Tiki Barber (2004)
2,085	Tiki Barber (2000)
<b>2,028</b>	<b>Saquon Barkley (Dec. 22, 2019 at WAS)</b>
1,989	Tiki Barber (2002)

### MOST ALL-PURPOSE YARDS, GAME

327	David Wilson (Dec. 9, 2012 vs. NO)
303	Domenik Hixon (Oct. 28, 2009 at NO)
<b>289</b>	<b>Saquon Barkley (Dec. 22, 2019 at WAS)</b>
279	Joe Scott (Nov. 14, 1948 vs. L.A. Rams)
276	Tiki Barber (Dec. 28, 2002 vs. PHI)
269	Domenik Hixon (Nov. 23, 2008 at ARI)
269	Del Shofner (Oct. 28, 1962 vs. WAS)

## PASSING

### MOST SEASONS LEADING LEAGUE

2	Ed Danowski (1935,1938)
1	Phil Simms (NFC, 1990)
1	Norm Snead (1972)
1	Y.A. Tittle (1963)
1	Charlie Conerly (1959)
1	Harry Newman (1933)

### MOST PASSES ATTEMPTED, CAREER

8,119	Eli Manning (2004-19)
4,647	Phil Simms (1979-93)
2,833	Charlie Conerly (1948-61)
2,473	Kerry Collins (1999-03)
1,898	Fran Tarkenton (1967-71)

### MOST PASSES ATTEMPTED, SEASON

618	Eli Manning (2015)
601	Eli Manning (2014)
598	Eli Manning (2016)
589	Eli Manning (2011)
576	Eli Manning (2018)
571	Eli Manning (2017)
568	Kerry Collins (2001)
557	Eli Manning (2005)
551	Eli Manning (2013)
545	Kerry Collins (2002)
539	Eli Manning (2010)

### MOST PASSES ATTEMPTED, GAME

63	Eli Manning, at Philadelphia, Dec. 22, 2016
62	Phil Simms, at Cincinnati, Oct. 13, 1985
59	Kerry Collins, at New England, Oct. 12, 2003
59	Kerry Collins, vs. Green Bay, Jan. 6, 2002
57	Eli Manning, vs. Philadelphia, Dec. 17, 2017

54	Eli Manning, vs. San Francisco, Oct. 11, 2015
53	Eli Manning, vs. Philadelphia, Dec. 28, 2014
53	Eli Manning, vs. Washington, Dec. 16, 2007
53	Eli Manning, at Seattle, Nov. 27, 2005
53	Charlie Conerly, at Pittsburgh, Dec. 5, 1948
52	Eli Manning, vs. Indianapolis, Nov. 3, 2014
52	Eli Manning, vs. Philadelphia, Oct. 6, 2013
52	Kerry Collins, at Washington, Oct. 28, 2001
52	Jeff Rutledge, vs. Seattle, Dec. 11, 1983
51	Eli Manning at Washington, Nov. 29, 2015
51	Eli Manning, vs. Tampa Bay, Sept. 16, 2012
51	Kerry Collins, vs. Dallas, Sept. 15, 2003
51	Kerry Collins, vs. Detroit, Nov. 19, 2000
51	Kerry Collins, vs. Minnesota, Dec. 26, 1999
51	Scott Brunner, vs. San Diego, Oct. 2, 1983
51	Scott Brunner, at St. Louis, Dec. 26, 1982

### MOST PASSES COMPLETED, CAREER

4,895	Eli Manning (2004-19)
2,576	Phil Simms (1979-93)
1,447	Kerry Collins (1999-2003)
1,418	Charlie Conerly (1948-61)
1,051	Fran Tarkenton (1967-71)

### MOST PASSES COMPLETED, SEASON

387	Eli Manning (2015)
380	Eli Manning (2018)
379	Eli Manning (2014)
377	Eli Manning (2016)
359	Eli Manning (2011)
352	Eli Manning (2017)
339	Eli Manning (2010)
335	Kerry Collins (2002)
327	Kerry Collins (2001)
321	Eli Manning (2012)
317	Eli Manning (2013)
317	Eli Manning (2009)

### MOST PASSES COMPLETED, GAME

41	Eli Manning, vs. San Francisco, Oct. 11, 2015
40	Phil Simms, at Cincinnati, Oct. 13, 1985
38	Eli Manning, at Philadelphia, Dec. 22, 2016
37	Eli Manning, vs. Philadelphia, Dec. 17, 2017
36	Kerry Collins, vs. Green Bay, Jan. 6, 2002
36	Charlie Conerly, at Pittsburgh, Dec. 5, 1948
35	Kerry Collins, at New England, Oct. 12, 2003
34	Eli Manning, vs. Tennessee, Sept. 26, 2010
33	Eli Manning, at Dallas, Sept. 16, 2018
33	Eli Manning, at New Orleans, Nov. 28, 2011
33	Eli Manning, vs. Dallas, Nov. 14, 2010
32	Eli Manning, vs. Baltimore, Oct. 16, 2016
32	Eli Manning, vs. New Orleans, Sept. 18, 2016
32	Kerry Collins, at Washington, Oct. 28, 2001
31	Eli Manning, vs. New Orleans, Sept. 30, 2018
31	Eli Manning, vs. Tampa Bay, Sept. 16, 2012
31	Eli Manning, vs. Miami, Oct. 30, 2011
31	Eli Manning, at Philadelphia, Sept. 17, 2006
31	Kerry Collins, vs. Miami, Oct. 5, 2003
31	Kerry Collins, vs. Minnesota, Dec. 26, 1999
31	Scott Brunner, vs. San Diego, Oct. 2, 1983

# GIANTS INDIVIDUAL RECORDS

- 30 Eli Manning, vs. Washington, Oct. 28, 2018
- 30 Eli Manning, at Tampa Bay, Oct. 1, 2017
- 30 Eli Manning, at New Orleans, Nov. 1, 2015
- 30 Kerry Collins, vs. Seattle, Dec. 23, 2001
- 30 Kerry Collins, at Dallas, Jan. 2, 2000
- 30 Phil Simms, at St. Louis, Dec. 13, 1987
- 30 Randy Johnson, vs. Philadelphia, Dec. 19, 1971
- 30 Eli Manning, at New Orleans, Nov. 1, 2015

## MOST CONSECUTIVE PASSES COMPLETED

- 21 Eli Manning, at New Orleans, Nov. 28, 2011
- 15 Eli Manning, vs. San Francisco, Oct. 11, 2015
- 14 Eli Manning, at Houston, Sept. 23, 2018 vs. New Orleans, Sept. 30, 2018 (spanned 2 games)
- 13 Kerry Collins, at Phil. Sept. 10, 2000/ at Chicago, Sept. 17, 2000 (spanned 2 games)
- 13 Phil Simms, at Cincinnati, Oct. 13, 1985
- 12 Eli Manning, at Atlanta, October 15, 2007
- 12 Y.A. Tittle, vs. Washington, Oct. 28, 1962

## HIGHEST COMPLETION PERCENTAGE, CAREER (1000 ATTEMPTS)

- 60.29 Eli Manning (4,895-8,119, 2004-19)
- 58.51 Kerry Collins (1,447-2,473, 1999-03)
- 55.89 Y.A. Tittle (731-1,308, 1961-64)
- 55.43 Phil Simms (2,576-4,647, 1979-93)
- 55.37 Fran Tarkenton (1,051-1,898, 1967-71)

## HIGHEST COMPLETION PERCENTAGE, SEASON (QUALIFIERS)

- 65.97 Eli Manning (380-576, 2018)
- 63.06 Eli Manning (379-601, 2014)
- 63.05 Eli Manning (377-598, 2016)
- 62.89 Eli Manning (339-539, 2010)
- 62.81 Kurt Warner (174-277, 2004)
- 62.81 Jeff Hostetler (179-285, 1991)
- 62.62 Eli Manning (387-618, 2015)
- 62.50 Daniel Jones (448-280, 2020)**
- 62.27 Eli Manning (317-509, 2009)
- 61.87 Daniel Jones (284-459, 2019)**

## HIGHEST COMPLETION PERCENTAGE, GAME (20 ATTEMPTS)

- 87.10 Eli Manning, at Miami, Dec. 14, 2015 (27-31)
- 86.20 Eli Manning, at Houston, Sept. 23, 2018 (25-29)
- 84.61 Kerry Collins, at St. Louis, Sept. 15, 2002 (22-26)
- 82.35 Jeff Hostetler, at Dallas, Sept. 29, 1991 (28-34)
- 80.95 Phil Simms, at Indianapolis, Nov. 5, 1990 (17-21)
- 80.95 Phil Simms, vs. St. Louis, Oct. 25, 1987 (17-21)
- 80.77 Phil Simms, vs. Green Bay, Dec. 19, 1987 (21-26)
- 80.00 Norm Snead, vs. N.E., Sept. 22, 1974 (28-35)
- 80.00 Fran Tarkenton, vs. San Diego, Nov. 7, 1971 (16-20)
- 80.00 Y.A. Tittle, vs. Philadelphia, Nov. 10, 1963 (16-20)

## MOST YARDS PASSING, CAREER

- 57,023 Eli Manning (2004-19)
- 33,462 Phil Simms (1979-93)
- 19,488 Charlie Conerly (1948-61)
- 16,875 Kerry Collins (1999-03)
- 13,905 Fran Tarkenton (1967-71)
- 10,439 Y.A. Tittle (1961-64)

## MOST YARDS PASSING, SEASON

- 4,933 Eli Manning (2011)
- 4,432 Eli Manning (2015)
- 4,410 Eli Manning (2014)
- 4,299 Eli Manning (2018)
- 4,073 Kerry Collins (2002)
- 4,044 Phil Simms (1984)
- 4,027 Eli Manning (2016)
- 4,021 Eli Manning (2009)
- 4,002 Eli Manning (2010)
- 3,998 Eli Manning (2018)
- 3,981 Eli Manning (2014)
- 3,948 Eli Manning (2012)
- 3,829 Phil Simms (1985)
- 3,818 Eli Manning (2013)
- 3,764 Kerry Collins (2001)
- 3,762 Eli Manning (2005)
- 3,487 Phil Simms (1986)

## MOST YARDS PASSING, GAME

- 513 Phil Simms, at Cincinnati, Oct. 13, 1985
- 510 Eli Manning, vs. Tampa Bay, Sept. 16, 2012
- 505 Y.A. Tittle, vs. Washington, Oct. 28, 1962
- 450 Eli Manning, at Dallas, Sept. 8, 2013
- 441 Eli Manning, vs. San Francisco, Oct. 11, 2015
- 434 Eli Manning, vs. Philadelphia, Dec. 17, 2017
- 432 Phil Simms, vs. Dallas, Oct. 6, 1985
- 429 Eli Manning, vs. Philadelphia, Dec. 28, 2014
- 420 Eli Manning, vs. Seattle, Oct. 9, 2011
- 409 Phil Simms, vs. Philadelphia, Sept. 2, 1984
- 406 Eli Manning, at New Orleans, Nov. 28, 2011
- 403 Eli Manning, vs. Baltimore, Oct. 16, 2016
- 400 Eli Manning, at Dallas, Dec. 11, 2011

## MOST GAMES, 300 YARDS OR MORE PASSING, CAREER

- 51 Eli Manning (2004-19)
- 21 Phil Simms (1979-93)
- 17 Kerry Collins (1999-03)
- 9 Y.A. Tittle (1961-64)

## MOST GAMES, 300 YARDS OR MORE PASSING, SEASON

- 8 Eli Manning (2011)
- 6 Eli Manning (2015)
- 5 Daniel Jones (2019)**
- 5 Eli Manning (2018)
- 5 Eli Manning (2014)
- 5 Kerry Collins (2001)
- 4 Eli Manning (2016)
- 4 Eli Manning (2010)
- 4 Kerry Collins (2002)
- 4 Phil Simms (1986)
- 4 Phil Simms (1984)
- 4 Y.A. Tittle (1962)
- 3 Eli Manning (2013)
- 3 Eli Manning (2012)
- 3 Eli Manning (2009)
- 3 Eli Manning (2005)
- 3 Kerry Collins (2003)
- 3 Kerry Collins (2000)
- 3 Kerry Collins (2000)
- 3 Phil Simms (1988)
- 3 Phil Simms (1985)

# GIANTS INDIVIDUAL RECORDS

- 3 Phil Simms (1988)
- 3 Phil Simms (1985)
- 3 Jeff Rutledge (1983)
- 3 Y.A. Tittle (1961)

## LONGEST PASS COMPLETION (IN YARDS)

- 99 Eli Manning (to Victor Cruz)  
at Jets, Dec. 24, 2011
- 98 Earl Morrall (to Homer Jones)  
at Pittsburgh, Sept. 11, 1966
- 94 Norm Snead (to Rich Houston)  
vs. Dallas, Sept. 24, 1972
- 92 Eli Manning (to Mario Manningham)  
at Washington, Jan. 2, 2011
- 89 Earl Morrall (to Homer Jones)  
vs. Philadelphia, Oct. 17, 1965
- 88 Frank Reagan (to George Franck)  
vs. Washington, Oct. 12, 1947
- 87 Eli Manning (to Odell Beckham Jr.)  
vs. New England, Nov. 15, 2015
- 87 Kent Graham (to Tiki Barber)  
at Arizona, Dec. 6, 1998
- 85 Eli Manning (to Mario Manningham)  
at Green Bay, Dec. 26, 2010

## MOST TOUCHDOWN PASSES, CAREER

- 366 Eli Manning (2004-19)
- 199 Phil Simms (1979-93)
- 173 Charlie Conerly (1948-61)
- 103 Fran Tarkenton (1967-71)
- 96 Y.A. Tittle (1961-64)

## MOST TOUCHDOWN PASSES, SEASON

- 36 Y.A. Tittle (1963)
- 35 Eli Manning (2015)
- 33 Y.A. Tittle (1962)
- 31 Eli Manning (2010)
- 30 Eli Manning (2014)
- 29 Eli Manning (2011)
- 29 Fran Tarkenton (1967)

## MOST TOUCHDOWN PASSES, GAME

- 7 Y.A. Tittle, vs. Washington, Oct. 28, 1962
- 6 Eli Manning, at New Orleans, Nov. 1, 2015
- 6 Y.A. Tittle, vs. Dallas, Dec. 16, 1962
- 5 Daniel Jones, at Washington, Dec. 22, 2019**
- 5 Eli Manning, vs. Philadelphia, Dec. 30, 2012
- 5 Phil Simms at St. Louis, Sept. 7, 1980
- 5 Fran Tarkenton, vs. St. Louis, Oct. 25, 1970

## MOST CONSECUTIVE GAMES TOUCHDOWN PASSES

- 15 Y.A. Tittle (1962-64)
- 13 Daniel Jones (2019-2020)**
- 12 Eli Manning (2008)
- 12 Eli Manning (2004-05)
- 12 Eli Manning (2005-06)
- 10 Eli Manning (2015-16)
- 10 Eli Manning (2009)
- 10 Phil Simms (1988-89)
- 10 Phil Simms (1986-87)
- 10 Charlie Conerly (1948-49)
- 9 Eli Manning (2011-12)
- 9 Eli Manning (2006-07)

- 9 Phil Simms (1985-86)
- 9 Earl Morrall (1965-66)

## LOWEST PERCENTAGE PASSES HAD INTERCEPTED, CAREER (MIN. 1000 ATTEMPTS)

- 2.8 Kerry Collins (70 int., 2,473 att.)
- 3.0 Eli Manning (244 int., 8,119 att.)
- 3.4 Phil Simms (157 int., 4,647 att.)
- 3.5 Dave Brown (49 int., 1,391 att.)
- 3.8 Fran Tarkenton (72 int., 1,898 att.)

## LOWEST PERCENTAGE PASSES HAD INTERCEPTED, SEASON

- 1.3 Phil Simms, 1990 (4 int., 311 att.)
- 1.4 Kurt Warner, 2004 (4 int., 277 att.)
- 1.4 Jeff Hostetler, 1991 (4 int., 285 att.)
- 2.0 Fran Tarkenton, 1969 (8 int., 409 att.)

## FEWEST PASSES HAD INTERCEPTED, GAME (MOST ATTEMPTS)

- 0 Eli Manning, vs. Indianapolis, Nov. 3, 2014 (52 attempts)
- 0 Scott Brunner, vs. St. Louis, Dec. 26, 1982 (51 attempts)
- 0 Phil Simms, at L.A. Rams, Sept. 30, 1984 (48 attempts)
- 0 Kerry Collins, vs. Seattle, Dec. 23, 2001 (47 attempts)
- 0 Dave Brown, vs. Balt., Sept. 14, 1997 (46 attempts)
- 0 Fran Tarkenton, at Dallas, Oct. 11, 1971 (46 attempts)
- 0 Phil Simms, at Phoenix, Nov. 13, 1988 (45 attempts)
- 0 Eli Manning, vs. Miami, Oct. 30, 2011 (45 attempts)
- 0 Eli Manning, vs. Dallas, Sept. 16, 2018 (44 attempts)
- 0 Eli Manning, vs. New England, Nov. 15, 2015 (44 attempts)

## MOST PASSES HAD INTERCEPTED, CAREER

- 244 Eli Manning (2004-19)
- 167 Charlie Conerly (1949-61)
- 157 Phil Simms (1979-93)
- 72 Fran Tarkenton (1967-71)
- 70 Kerry Collins (1999-2003)

## PASS RECEPTIONS

### MOST SEASONS LEADING LEAGUE

- 1 Earnest Gray (1983)
- 1 Bob Tucker (1971)
- 1 Tod Goodwin (1935)

### MOST PASS RECEPTIONS, CAREER

- 668 Amani Toomer (1996-08)
- 586 Tiki Barber (1997-06)
- 395 Joe Morrison (1959-72)
- 371 Jeremy Shockey (2002-07)
- 368 Ike Hilliard (1997-2004)
- 367 Frank Gifford (1952-60, 62-64)
- 334 Chris Calloway (1992-98)

### MOST PASS RECEPTIONS, SEASON

- 107 Sieve Smith (2009)
- 101 Odell Beckham Jr. (2016)
- 96 Odell Beckham Jr. (2015)
- 91 Saquon Barkley (2018)**
- 91 Odell Beckham Jr. (2014)**



# GIANTS INDIVIDUAL RECORDS

- 86 Victor Cruz (2012)
- 82 Victor Cruz (2011)
- 82 Amani Toomer (2002)
- 79 Hakeem Nicks (2010)
- 79 Amani Toomer (1999)
- 78 Amani Toomer (2000)
- 78 Earnest Gray (1983)

## MOST PASS RECEPTIONS, GAME

- 14 **Saquon Barkley, at Dallas, Sept. 16, 2018**
- 13 Tiki Barber, at Dallas, Jan. 2, 2000
- 12 Odell Beckham Jr., vs. Philadelphia, Dec. 28, 2014
- 12 Odell Beckham Jr., vs. Washington, Dec. 14, 2014
- 12 Hakeem Nicks, at Houston, Oct. 10, 2010
- 12 Mark Bavaro, at Cincinnati, Oct. 13, 1985
- 12 Jeremy Shockey, vs. Dallas, Nov. 11, 2007
- 12 Amani Toomer, at Phil., Sept. 17, 2006
- 11 **on 15 occasions, most recently by Evan Engram, at Dallas, Sept. 8, 2018**
- 10 **on 22 occasions, most recently by Darius Slayton, at Jets, Nov. 10, 2019**

## MOST CONSECUTIVE GAMES, PASS RECEPTIONS

- 98 Amani Toomer (1998-04)
- 88 Tiki Barber (1999-2004)
- 83 Jeremy Shockey (2002-07)
- 68 Ike Hilliard (1997-02)
- 59 Odell Beckham Jr. (2014-18)
- 57 Plaxico Burress (2005-08)
- 57 **Sterling Shepard (2016-21)**
- 53 Hakeem Nicks (2009-12)
- 51 Victor Cruz (2011-14)
- 47 Chris Calloway (1996-98)
- 45 David Meggett (1989-92)

## MOST YARDS GAINED, CAREER

- 9,497 Amani Toomer (1996-08)
- 5,434 Frank Gifford (1952-60, 62-64)
- 5,183 Tiki Barber (1997-2006)
- 4,993 Joe Morrison (1959-72)
- 4,797 Kyle Rote (1951-61)

## MOST YARDS GAINED, SEASON

- 1,536 Victor Cruz (2011)
- 1,450 Odell Beckham Jr. (2015)
- 1,367 Odell Beckham Jr. (2016)
- 1,343 Amani Toomer (2002)
- 1,305 Odell Beckham Jr. (2014)
- 1,220 Steve Smith (2009)
- 1,214 Plaxico Burress (2005)
- 1,209 Homer Jones (1967)
- 1,192 Hakeem Nicks (2011)
- 1,183 Amani Toomer (1999)
- 1,181 Del Shofner (1963)

## MOST YARDS GAINED, GAME

- 269 Del Shofner, vs. Washington, Oct. 28, 1962
- 222 Odell Beckham Jr., vs. Baltimore, Oct. 16, 2016
- 212 Gene Roberts, at Green Bay, Nov. 13, 1949
- 204 Plaxico Burress, vs. St. Louis, Oct. 2, 2005
- 204 Amani Toomer, vs. Indianapolis, Dec. 22, 2002
- 201 Gene Roberts, vs. Chicago Bears, Oct. 23, 1949
- 199 Hakeem Nicks vs. Tampa Bay, Sept. 16, 2012
- 196 Homer Jones, at Washington, Oct. 1, 1967
- 193 Amani Toomer, vs. Jacksonville, Dec. 23, 2000

## LONGEST PASS RECEPTION (IN YARDS)

- 99 Victor Cruz (from Eli Manning) at Jets, Dec. 24, 2011
- at Jets, Dec. 24, 2011

- 98 Homer Jones (from Earl Morrall) at Pittsburgh, Sept. 11, 1966
- 94 Rich Houston (from Norm Snead) vs. Dallas, Sept. 24, 1972
- 92 Mario Manningham (from Eli Manning) at Green Bay, Dec. 26, 2010
- 89 Homer Jones (from Earl Morrall) vs. Philadelphia, Oct. 17, 1965
- 88 George Franck (from Frank Reagan) at Washington, Oct. 12, 1947
- 87 Odell Beckham Jr. (from Eli Manning) vs. New England, Nov. 15, 2015
- 87 Tiki Barber (from Kent Graham) at Arizona, Dec. 6, 1998
- 85 Mario Manningham (from Eli Manning) at Washington, Jan. 2, 2011

## HIGHEST AVERAGE GAIN, CAREER (200 MINIMUM)

- 22.6 Homer Jones (214-4,845, 1964-69)-NFL Record
- 18.1 Del Shofner (239-4,315, 1961-67)
- 17.2 Aaron Thomas (247-4,253, 1962-70)

## HIGHEST AVERAGE GAIN, SEASON (QUALIFIERS)

- 24.7 Homer Jones (49-1,209, 1967)
- 23.5 Homer Jones (45-1,057, 1968)
- 21.8 Homer Jones (48-1,044, 1966)

## HIGHEST AVERAGE GAIN, GAME (4 MINIMUM)

- 50.3 Gene Roberts, vs. Chicago Bears, Oct. 23, 1949(4-201)
- 49.0 Homer Jones, at Washington, Oct. 1, 1967 (4-196)
- 37.5 Frank Liebel, vs. Detroit, Nov. 18, 1945 (4-150)

## MOST TOUCHDOWNS, CAREER

- 54 Amani Toomer (1996-08)
- 48 Kyle Rote (1951-61)
- 47 Joe Morrison (1959-71)

## MOST TOUCHDOWNS, SEASON

- 13 Odell Beckham Jr. (2015)
- 13 Homer Jones (1967)
- 12 Odell Beckham Jr. (2014)
- 12 Plaxico Burress (2007)
- 12 Del Shofner (1962)
- 11 Hakeem Nicks (2010)
- 11 Del Shofner (1961)

## MOST TOUCHDOWNS, GAME

- 4 Earnest Gray, at St. Louis, Sept. 7, 1980
- 3 on 23 occasions, most recently by Odell Beckham Jr., at New Orleans, Nov. 1, 2015

## MOST CONSECUTIVE GAMES, TOUCHDOWN RECEPTIONS

- 7 Kyle Rote (1959-60)
- 6 Plaxico Burress (2007)
- 6 Odell Beckham Jr. (2015)
- 5 Chris Calloway (1997-98)
- 5 Bobby Johnson (1985-86)
- 5 Aaron Thomas (1967)
- 5 Joe Morrison (1966)
- 5 Homer Jones (1966)
- 5 Del Shofner (1963)
- 5 Frank Liebel (1945)

# GIANTS INDIVIDUAL RECORDS

## MOST GAMES 100 YARDS OR MORE

### RECEIVING, CAREER

24	Odell Beckham Jr.	(2014-18)
22	Amani Toomer	(1996-2008)
18	Victor Cruz	(2010-16)
17	Homer Jones	(1964-69)
13	Hakeem Nicks	(2009-13)
13	Del Shofner	(1961-67)

## INTERCEPTIONS

### MOST SEASONS LEADING LEAGUE

2	Dick Lynch	(1961, 1963)
---	------------	--------------

### MOST INTERCEPTIONS BY, CAREER

74	Emlen Tunnell	(1948-58)
52	Jimmy Patton	(1955-66)
41	Carl Lockhart	(1965-75)

### MOST INTERCEPTIONS BY, SEASON

11	Jimmy Patton	(1958)
11	Otto Schellbacher	(1951)
10	Willie Williams	(1968)
10	Emlen Tunnell	(1949)
10	Frank Reagan	(1947)

### MOST SEASONS LEADING LEAGUE

2	Dick Lynch	(1961, 1963)
---	------------	--------------

### MOST INTERCEPTIONS BY, CAREER

74	Emlen Tunnell	(1948-58)
52	Jimmy Patton	(1955-66)
41	Carl Lockhart	(1965-75)

### MOST INTERCEPTIONS BY, SEASON

11	Jimmy Patton	(1958)
11	Otto Schellbacher	(1951)
10	Willie Williams	(1968)
10	Emlen Tunnell	(1949)
10	Frank Reagan	(1947)

### MOST INTERCEPTIONS BY, GAME

3	on 18 occasions, most recently by
	Terry Kinard, vs. Dallas, Sept. 20, 1987

### MOST CONSECUTIVE GAMES, INTERCEPTIONS BY

7	Tom Landry	(1950-51)
6	Willie Williams	(1968)
5	Carl Lockhart	(1969-70)
5	Emlen Tunnell	(1954-55)

### MOST YARDS GAINED, CAREER

1,240	Emlen Tunnell	(1948-58)
712	Jimmy Patton	(1955-66)
574	Terry Kinard	(1983-89)
568	Dick Lynch	(1959-66)
475	Carl Lockhart	(1965-75)

### MOST YARDS GAINED, SEASON

307	Stevie Brown	(2012)
251	Dick Lynch	(1963)
251	Emlen Tunnell	(1949)
203	Frank Reagan	(1947)
195	Erich Barnes	(1961)

### MOST YARDS GAINED, GAME

109	Ward Cuff, at Philadelphia, Sept. 13, 1941
104	George Cheverko, at Washington, Oct. 3, 1948
102	Erich Barnes, at Dallas, Oct. 15, 1961

## LONGEST GAIN (IN YARDS)

102	Erich Barnes, at Dallas	Oct. 15, 1961 (TD)
101	Henry Carr, at Rams	Nov. 13, 1966 (TD)
97	Lawrence Taylor, at Detroit	Nov. 25, 1982 (TD)
96	Ward Cuff, vs. Washington	Dec. 4, 1938 (TD)
96	Kevin Dockery, at Dallas	Oct. 23, 2006
95	Sam Barnes, vs. Philadelphia	Aug. 31, 1997 (TD)

## MOST TOUCHDOWNS, CAREER

4	Jason Sehorn	(1994-02)
4	Dick Lynch	(1959-66)
4	Emlen Tunnell	(1948-58)
3	George Martin	(1975-86)
3	Carl Lockhart	(1965-72)
3	Jerry Hillebrand	(1963-66)
3	Erich Barnes	(1961-64)
3	Tom Landry	(1950-55)

## MOST TOUCHDOWNS, SEASON

3	Dick Lynch (1963)
2	by nine players, most recently by Alec Ogletree (2018)

## MOST TOUCHDOWNS, GAME

1	by many players
	Last: <b>Kyle Fackrell, at Dallas, Oct. 11, 2020</b>

## MOST CONSECUTIVE GAMES, TOUCHDOWNS

2	Carl Lockhart, at Philadelphia, Sept. 22;
	vs. Washington, Sept. 29, 1968
2	Dick Lynch, vs. Cleveland, Oct. 13;
	vs. Dallas, Oct. 20, 1963
2	Tom Landry, at Cleveland, Oct. 28;
	vs. N.Y. Yanks, Nov. 4, 1951

## PUNTING

### MOST SEASONS LEADING LEAGUE

2	Sean Landeta	(NFC, 1986, 1990)
2	Dave Jennings	(1979, 1980)
1	Don Chandler	(1957)

### MOST PUNTS, CAREER

931	Dave Jennings	(1974-84)
526	Sean Landeta	(1985-93)
525	Don Chandler	(1956-64)
513	Jeff Feagles	(2003-09)

### MOST PUNTS, SEASON

111	Brad Maynard	(1997)
104	Dave Jennings	(1979)
102	Mike Horan	(1996)
101	Brad Maynard	(1998)
100	Dave Jennings	(1977)

### MOST PUNTS, GAME

14	Carl Kinscherf, at Detroit, Nov. 7, 1943
13	Brad Maynard, at Washington, Nov. 23, 1997
12	Brad Maynard, at Tampa Bay, Sept. 12, 1999
11	on six occasions, most recently by
	Brad Maynard, at Washington, Nov. 1, 1998



# GIANTS INDIVIDUAL RECORDS

## MOST YARDS, CAREER

38,792	Dave Jennings (1974-84)
23,019	Don Chandler (1956-64)
22,806	Sean Landeta (1985-93)
21,161	Jeff Feagles (2003-09)

## MOST YARDS, SEASON

4,566	Brad Maynard (1998)
4,531	Brad Maynard (1997)
4,445	Dave Jennings (1979)
4,297	Brad Wing (2016)
4,289	Mike Horan (1996)
4,271	Steve Weatherford (2013)
4,211	Dave Jennings (1980)
4,198	Dave Jennings (1981)

## MOST YARDS, GAME

583	Carl Kinschert, at Detroit, Nov. 7, 1943 (14 punts)
537	Brad Maynard, at Wash., Nov. 23, 1997 (13 punts)
526	Brad Maynard, at Tampa, Sept. 12, 1999 (12 punts)

## LONGEST PUNT

90	Rodney Williams, at Denver, Sept. 10, 2001
74	Don Chandler, at Dallas, Oct. 11, 1964
74	Len Younce, vs. Chicago Bears, Nov. 14, 1943
73	Dave Jennings, vs. Houston, Dec. 5, 1982
72	Dave Jennings, vs. Dallas, Nov. 4, 1979
72	Len Younce, at Brooklyn Tigers, Oct. 15, 1944
72	Carl Kinschert, at Philadelphia-Pittsburgh, Oct. 9, 1943
<b>71</b>	<b>Riley Dixon vs. Philadelphia, Nov. 15, 2020</b>
71	Steve Weatherford, at Philadelphia, Oct. 12, 2014
71	Sean Landeta, vs. Green Bay, Nov. 8, 1992
71	Sean Landeta, vs. Philadelphia, Dec. 3, 1989
71	Kay Eakin, vs. Cleveland, Nov. 16, 1941

## HIGHEST AVERAGE, CAREER (150 PUNTS)

46.3	Steve Weatherford (311 punts, 2011-14)
<b>45.5</b>	<b>Riley Dixon (211 punts, 2018-21)</b>
44.9	Brad Wing (264 punts, 2015-2017)
43.8	Don Chandler (525 punts, 1956-64)
43.4	Sean Landeta (526 punts, 1985-93)
42.1	Mike Horan (303 punts, 1993-96)
42.0	Brad Maynard (380 punts, 1997-00)
41.7	Dave Jennings (931 punts, 1974-84)

## HIGHEST AVERAGE SEASON (35 PUNTS)

47.5	Steve Weatherford (58 punts, 2012)
46.9	Steve Weatherford (91 punts, 2013)
46.6	Don Chandler (55 punts, 1959)
46.2	Brad Wing (93 punts, 2016)
<b>46.1</b>	<b>Riley Dixon (69 punts, 2019)</b>
45.7	Steve Weatherford (82 punts, 2011)
45.6	Don Chandler (73 punts, 1964)
45.5	Steve Weatherford (80 punts, 2014)

## HIGHEST NET AVERAGE SEASON, (SINCE 1976)

<b>42.0</b>	<b>Riley Dixon 2019 (69 punts)</b>
<b>41.8</b>	<b>Riley Dixon 2018 (71 punts)</b>
40.9	Brad Wing 2016 (93 punts)
40.2	Jeff Feagles 2008 (64 punts)
39.9	Mike Horan 1993 (44 punts)
39.3	Steve Weatherford 2012 (58 punts)
39.2	Steve Weatherford 2011 (82 punts)

39.3	Steve Weatherford 2012 (58 punts)
39.2	Steve Weatherford 2011 (82 punts)
38.9	Brad Wing 2015 (76 punts)

## HIGHEST AVERAGE, GAME (4 PUNTS)

55.4	Brad Maynard, at Tennessee, Oct. 1, 2000 (5 punts)
55.3	Dave Jennings, vs. Houston, Dec. 5, 1982 (4 punts)
55.1	Rodney Williams, at Denver, Sept. 10, 2001 (8 punts)
55.0	Steve Weatherford, vs. Dallas, Nov. 23, 2014 (4 punts)
54.1	Don Chandler, at Cleveland, Oct. 11, 1959 (8 punts)
54.0	Dave Jennings, at Dallas, Oct. 5, 1980 (5 punts)
53.3	Brad Wing, vs. L.A. Rams, Nov. 5, 2017 (4 punts)

## MOST INSIDE THE 20, CAREER

178	Jeff Feagles
170	Dave Jennings
141	Sean Landeta

## MOST INSIDE THE 20, SEASON

33	Brad Maynard, 1997
33	Brad Maynard, 1998
33	Brad Wing (2015)
32	Mike Horan, 1996

## MOST INSIDE THE 20, GAME

6	Brad Maynard, vs. Tampa Bay, Sept. 12, 1999
6	Jeff Feagles, vs. Carolina, Dec. 10, 2006

## PUNT RETURNS

### MOST PUNT RETURNS, CAREER

261	Emlen Tunnell (1948-58)
213	Phil McConkey (1984-88)
202	David Meggett (1989-94)

### MOST PUNT RETURNS, SEASON

53	Phil McConkey (1985)
52	Leon Bright (1981)
47	Chad Morton (2005)
47	Amani Toomer (1997)
46	David Meggett (1989)
46	Phil McConkey (1984)

### MOST PUNT RETURNS, GAME

9	Phil McConkey, vs. Philadelphia, Dec. 6, 1987
9	Pete Shaw, at Philadelphia, Nov. 20, 1983
9	Leon Bright, vs. Philadelphia, Dec. 11, 1982
8	on three occasions, most recently by Phil McConkey, at Dallas, Nov. 4, 1984
7	on six occasions, most recently by Sinorice Moss, vs. Oakland on Oct. 4, 2009

### MOST FAIR CATCHES, SEASON

25	Phil McConkey (1988)
24	Rueben Randle (2013)
22	Amani Toomer (1998)
20	Tiki Barber (2000)
20	David Meggett (1993)

### MOST FAIR CATCHES, CAREER

84	Phil McConkey (1984-88)
80	David Meggett (1989-94)
61	Carl Lockhart (1965-75)

# GIANTS INDIVIDUAL RECORDS

## FEWEST FAIR CATCHES, SEASON

- 0 Leon Bright (17 returns, 1983)
- 0 Leon Bright (37 returns, 1982)
- 0 Leon Bright (52 returns, 1981)

## MOST FAIR CATCHES, GAME

- 6 R.W. McQuarters, at Atlanta, Oct. 15, 2007
- 5 Rueben Randle, vs. Philadelphia, Dec. 28, 2014
- 5 Will Blackmon, at Minnesota, Dec. 13, 2010
- 5 Amani Toomer, at Dallas, Sept. 8, 1996
- 5 Phil McConkey, vs. Philadelphia, Nov. 20, 1988

## MOST PUNT RETURN YARDS, CAREER

- 2,230 David Meggett (1989-94)
- 2,214 Emlen Tunnell (1948-58)
- 1,708 Phil McConkey (1984-88)
- 1,181 Tiki Barber (1997-01)
- 1,060 Amani Toomer (1996-01)

## MOST PUNT RETURN YARDS, SEASON

- 582 David Meggett (1989)
- 506 Tiki Barber (1999)
- 489 Emlen Tunnell (1951)
- 467 David Meggett (1990)
- 453 Chad Morton (2005)
- 455 Amani Toomer (1997)
- 442 Phil McConkey (1985)

## MOST PUNT RETURN YARDS, GAME

- 147 Emlen Tunnell, vs. Chi. Cardinals, Oct. 14, 1951
- 143 Leon Bright, vs. Philadelphia, Dec. 11, 1982
- 123 Tiki Barber, vs. Dallas, Oct. 18, 1999
- 114 David Meggett, vs. Raiders, Dec. 24, 1989
- 113 Amani Toomer, vs. Buffalo, Sept. 1, 1996
- 112 Phil McConkey, vs. Philadelphia, Dec. 6, 1987
- 107 David Meggett, at New Orleans, Dec. 20, 1993
- 106 Emlen Tunnell, vs. Washington, Dec. 7, 1952
- 103 Phil McConkey, vs. Philadelphia, Sept. 8, 1985
- 103 Rondy Colbert, vs. New Orleans, Dec. 14, 1975
- 101 Leon Bright, vs. Rams, Dec. 6, 1981

## LONGEST PUNT RETURN

- 87+ Amani Toomer, vs. Buffalo, Sept. 1, 1996
- 85+ Tiki Barber, vs. Dallas, Oct. 18, 1999
- 83 Eddie Dove, at Philadelphia, Sept. 29, 1963
- 81 Bosh Pritchard, at Chi. Cardinals, Nov. 25, 1951
- 81 Emlen Tunnell, vs. Chi. Cardinals, Oct. 14, 1951

## HIGHEST AVERAGE RETURN, CAREER (30 RETURNS)

- 12.1 Ward Cuff (37 returns, 1941-45)
- 11.0 David Meggett (202 returns, 1989-94)
- 10.7 Domenik Hixon (56 returns, 2007-12)
- 10.1 Amani Toomer (101 returns, 1996-01)

## HIGHEST AVERAGE RETURN, SEASON (QUALIFIERS)

- 16.6 Amani Toomer (18 returns, 1996)
- 15.5 Merle Hapes (11 returns, 1942)
- 14.9 George Franck (13 returns, 1941)

## HIGHEST AVERAGE RETURN, GAME (3 RETURNS)

- 36.8 Emlen Tunnell, vs. Chicago Cardinals, Oct. 14, 1951 (4 returns)
- 35.3 Emlen Tunnell vs. Washington, Dec. 7, 1952 (3 returns)
- 32.7 David Meggett vs. Seattle, Nov. 19, 1989 (3 returns)
- 31.7 Domenik Hixon vs. Dallas Dec. 6, 2009 (3 returns)
- 31.0 Emlen Tunnell vs. Washington, Oct. 7, 1951 (3 returns)

## MOST TOUCHDOWNS, CAREER

- 6 David Meggett (1989-94)
- 5 Emlen Tunnell (1948-58)
- 3 Amani Toomer (1996-01)

## MOST TOUCHDOWNS, SEASON

- 3 Emlen Tunnell (1951)
- 2 Amani Toomer (1996)
- 2 David Meggett (1994)

## MOST TOUCHDOWNS, GAME

1 on 25 occasions, most recently by Dwayne Harris, vs. the Jets, Dec. 6, 2015 (80 yards)

## KICKOFF RETURNS

### MOST SEASONS LEADING LEAGUE

- 1 David Meggett (NFC, 1990)
- 1 Joe Scott (1948)
- 1 Clarence Childs (1964)

### MOST KICKOFF RETURNS, CAREER

- 146 David Meggett (1989-94)
- 126 Clarence Childs (1964-67)
- 84 David Patten (1997-99)
- 77 Ahmad Bradshaw (2007-08)
- 71 Willie Ponder (2003-05)
- 68 Domenik Hixon (2007-09)
- 67 Phil McConkey (1984-88)
- 67 Ron Dixon (2000-03)
- 65 Rocky Thompson (1971-73)
- 66 David Wilson (2012-13)

### MOST KICKOFF RETURNS, SEASON

- 57 David Wilson (2012)
- 57 Domenik Hixon (2009)
- 55 Brian Mitchell (2003)
- 43 David Patten (1998)
- 41 Herschel Walker (1995)
- 38 Ahmad Bradshaw (2008)
- 38 Ahmad Bradshaw (2007)
- 36 Willie Ponder (2004)
- 36 Rocky Thompson (1971)
- 35 Willie Ponder (2005)
- 35 Ronnie Blye (1968)
- 34 Ron Dixon (2001)
- 34 Clarence Childs (1964, 1966)

# GIANTS INDIVIDUAL RECORDS

## MOST KICKOFF RETURNS, GAME

- 8 Domenik Hixon at Minnesota, Jan. 3, 2010
- 8 Domenik Hixon vs. Philadelphia, Dec. 13, 2009
- 8 Ahmad Bradshaw, vs. Minn., Nov. 25, 2007
- 8 Willie Ponder, vs. Pittsburgh, Dec. 18, 2004
- 8 Brian Mitchell, vs. Dallas, Sept. 15, 2003

## MOST KICKOFF RETURN YARDS, CAREER

- 3,163 Clarence Childs (1964-67)
- 2,989 David Meggett (1989-94)
- 1,872 Willie Ponder (2003-05)
- 1,788 Ahmad Bradshaw (2007-08)
- 1,768 Rocky Thompson (1971-73)
- 1,755 David Wilson (2012-13)
- 1,724 David Patten (1997-99)
- 1,692 Domenik Hixon (2007-09)
- 1,467 Joe Scott (1948-53)

## MOST KICKOFF RETURN YARDS, SEASON

- 1,533 David Wilson (2012)
- 1,291 Domenik Hixon (2009)
- 1,117 Brian Mitchell (2003)
- 987 Clarence Childs (1964)
- 967 Willie Ponder (2004)
- 947 Rocky Thompson (1971)
- 928 David Patten (1998)
- 921 Ahmad Bradshaw (2007)
- 905 Willie Ponder (2005)
- 881 Herschel Walker (1995)
- 867 Ahmad Bradshaw (2008)

## MOST KICKOFF RETURN YARDS, GAME

- 259 Willie Ponder, vs. Pittsburgh, Dec. 18, 2004
- 230 Domenik Hixon, at New Orleans, Oct. 18, 2009
- 227 David Wilson, vs. New Orleans, Dec. 9, 2012
- 217 David Wilson, at Philadelphia, Sept. 30, 2012
- 207 Joe Scott, vs. Rams, Nov. 14, 1948
- 198 Rocky Thompson, at Detroit, Sept. 17, 1972
- 194 Brian Mitchell, vs. Dallas, Sept. 15, 2003
- 193 Ahmad Bradshaw, at Dallas, Sept. 9, 2007
- 191 Willie Ponder, vs. Arizona, Sept. 11, 2005
- 183 Domenik Hixon, at Minnesota, Jan. 3, 2010

## LONGEST KICKOFF RETURN

- 100 Dwayne Harris, vs. Dallas, Oct. 25, 2015
- 100 Clarence Childs, vs. Minnesota, Dec. 6, 1964
- 100 Emlen Tunnell, vs. N.Y. Yanks, Nov. 4, 1951
- 99 Joe Scott, vs. Rams, Nov. 14, 1948
- 98 Jimmy Patton vs. Washington, Oct. 30, 1955

## HIGHEST AVERAGE RETURN, CAREER (40 RETURNS)

- 27.2 Rocky Thompson (65 returns, 1971-73)
- 27.2 Joe Scott (54 returns, 1948-53)
- 26.6 David Wilson (66 returns, 2012-13)
- 26.5 Dwayne Harris (44 returns, 2015-16)
- 26.4 Willie Ponder (71 returns, 2003-05)

## HIGHEST AVERAGE RETURN, SEASON (QUALIFIERS)

- 31.6 John Salscheider (15 returns, 1949)
- 30.2 John Counts (26 returns, 1962)
- 28.7 Dwayne Harris (22 returns, 2015-16)
- 29.0 Clarence Childs (34 returns, 1964)

## HIGHEST AVERAGE RETURN, GAME (3 RETURNS)

- 56.8 David Wilson, vs. New Orleans  
Dec. 9, 2012 (4 returns)
- 51.8 Joe Scott, vs. Rams,  
Nov. 14, 1948 (4 returns)
- 50.3 Ronnie Blye, at Pittsburgh,  
Sept. 15, 1968 (3 returns)
- 49.7 Dwayne Harris, vs. Dallas  
Oct. 25, 2015 (3 returns)

## MOST TOUCHDOWNS, CAREER

- 2 Willie Ponder (2003-05)
- 2 Rocky Thompson (1971-73)
- 2 Clarence Childs (1964-67)

## MOST TOUCHDOWNS, SEASON

- 1 by many players, see next item

## MOST TOUCHDOWNS, GAME

- 1 on 21 occasions, most recently  
by Dwayne Harris, vs. Dallas, Oct. 25, 2015 (100)

## FUMBLES

### MOST FUMBLES, CAREER

- 125 Eli Manning (2004-19)
- 93 Phil Simms (1979-93)
- 61 Kerry Collins (1999-03)
- 54 Charlie Conerly (1948-61)
- 53 Tiki Barber (1997-2006)

### MOST FUMBLES, GAME

- 5 Eli Manning at Buffalo, Dec. 23, 2007
- 5 Charlie Conerly, vs. San Fran., Dec. 1, 1957
- 4 Y.A. Tittle, at Philadelphia, Sept. 13, 1964
- 3 by many players

### MOST FUMBLES, SEASON

- 23 Kerry Collins (2001)
- 18 **Daniel Jones (2019)**
- 16 Phil Simms (1985)
- 13 Eli Manning (2009)
- 13 Eli Manning (2007)
- 12 Kurt Warner (2004)
- 12 Kerry Collins (2003)
- 11 **Daniel Jones (2020)**
- 11 Eli Manning (2017)
- 11 Eli Manning (2015)
- 11 Kerry Collins (1999)
- 11 Dave Brown (1994)
- 11 Y.A. Tittle (1964)
- 11 Bobby Gaiters (1961)
- 11 Charlie Conerly (1957)

### OWN RECOVERIES

#### MOST RECOVERED, CAREER

- 28 Phil Simms (1979-93)
- 26 Charlie Conerly (1948-61)
- 25 Tiki Barber (1997-2006)
- 25 Eli Manning (2004-19)
- 17 Kerry Collins (1999-2003)

# GIANTS INDIVIDUAL RECORDS

- 16 David Meggett (1989-94)
- 16 Frank Gifford (1952-60, 62-64)
- 15 Joe Morrison (1959-72)
- 13 Jeff Hostetler (1984-92)

## MOST RECOVERED, SEASON

- 7 Kerry Collins (2001)
- 6 Tiki Barber (2001)
- 6 Jeff Hostetler (1991)
- 5 by 10 players, most recently  
Eli Manning (2010)

## MOST RECOVERED, GAME

- 3 Eli Manning, at Buffalo, Dec. 23, 2007
- 3 Tiki Barber, vs. Philadelphia, Oct. 29, 2000
- 3 Jeff Hostetler, vs. Phoenix, Oct. 21, 1990
- 2 by many players  
Last: Curtis Painter, vs. Washington, Dec. 29, 2013

## FUMBLES RECOVERED

### MOST RECOVERED, CAREER

- 19 Jim Katcavage (1956-68)
- 15 Michael Strahan (1993-2007)
- 15 George Martin (1975-88)
- 14 Harry Carson (1976-88)
- 13 Osi Umenyiora (2003-10)
- 13 Keith Hamilton (1992-2002)
- 13 Cliff Livingston (1954-61)

## MOST RECOVERED, GAME

- 1 by many players  
Last: Trevin Wade, at Washington, Jan. 1, 2017

## MOST RECOVERED, SEASON

- 5 Justin Tuck (2010)
- 5 Ernie Jones (1978)
- 5 Ray Poole (1950)
- 4 by nine players, most recently by  
Osi Umenyiora (2009)
- 3 by many players, most recently by  
Michael Boley and Jacquian Williams, (2011)

## YARDS RETURNING FUMBLES

### LONGEST FUMBLE RETURN

- 87 Keith Hamilton, at Kansas City, Sept. 10, 1995
- 81 Andy Headen, vs. Dallas, Sept. 9, 1984 (td)
- 75 Osi Umenyiora, vs. S.F., Oct. 21, 2007 (td)
- 72 Wendell Harris, at Pittsburgh, Sept. 11, 1966 (td)
- 71 Roy Hilton, vs. Dallas, Oct. 27, 1974 (td)
- 70 Michael Boley, vs. Pittsburgh, Nov. 4, 2012 (td)
- 67 Fred Robbins vs. Washington, Dec. 30, 2006
- 67 Horace Sherrod, vs. Washington, Dec. 7, 1952
- 65 Michael Boley, vs. St. Louis, Sept. 19, 2011 (td)
- 65 Lindon Crow, vs. St. Louis, Oct. 30, 1960 (td)

## MOST TOUCHDOWNS, CAREER

- 3 Osi Umenyiora (2003-09)
- 2 Michael Boley (2009-12)
- 2 Tito Wooten (1994-98)
- 2 Kenny Holmes (2001-03)
- 2 George Martin (1981)
- 2 Sam Huff (1959, 63)
- 2 Tom Landry (1950, 51)

- 2 Al De Rogatis (1949, 50)
- 2 Doc Alexander (1926, 27)

## MOST TOUCHDOWNS, SEASON

- 2 George Martin, at Wash. Sept. 13, 1981  
(8 yards) and at St. Louis, Dec. 13, 1981 (20 yards)

## MOST TOUCHDOWNS, GAME

- 1 by many players  
Last: Trevin Wade, at Tampa Bay, Nov. 8, 2015

## QUARTERBACK SACKS

(ONLY SINCE 1982)

## MOST SACKS, CAREER

- 141.5 Michael Strahan (1993-07)
- 132.5 Lawrence Taylor (1982-93)
- 79.5 Leonard Marshall (1983-92)
- 75.0 Osi Umenyiora (2003-12)
- 63.0 Keith Hamilton (1992-03)
- 60.5 Justin Tuck (2005-13)

## MOST SACKS, SEASON

- 22.5 Michael Strahan (2001)\*
- 20.5 Lawrence Taylor (1986)
- 18.5 Michael Strahan (2003)
- 16.5 Jason Pierre-Paul (2011)
- 15.5 Lawrence Taylor (1988)
- 15.5 Leonard Marshall (1985)
- 15.0 Michael Strahan (1998)
- 15.0 Lawrence Taylor (1989)
- 14.5 Osi Umenyiora (2005)
- 14.0 Michael Strahan (1997)
- 13.0 Osi Umenyiora (2007)
- 13.0 Lawrence Taylor (1985)

\*NFL record

## MOST SACKS, GAME

- 6.0 Osi Umenyiora, vs. Phil., Sept. 30, 2007
- 4.5 Pepper Johnson, at Tampa Bay, Nov. 24, 1991
- 4.0 Justin Tuck, at Washington, Dec. 1, 2013
- 4.0 Michael Strahan, at St. Louis, Oct. 14, 2001
- 4.0 Lawrence Taylor, vs. Philadelphia, Oct. 12, 1986
- 4.0 Lawrence Taylor, vs. Tampa Bay, Sept. 23, 1984
- 3.5 Michael Strahan, at Philadelphia, Dec. 30, 2001
- 3.5 Leonard Marshall, vs. Philadelphia, Sept. 8, 1985
- 3.0 Leonard Williams, vs. Dallas, Jan. 3, 2021**
- 3.0 B.J. Hill, vs. Chicago, Dec. 2, 2018
- 3.0 Jason Pierre-Paul, at Denver, Oct. 15, 2017
- 3.0 Jason Pierre-Paul, vs. Cleveland, Nov. 27, 2016
- 3.0 Justin Tuck, at Philadelphia, Dec. 19 2010
- 3.0 Justin Tuck, vs. Chicago, Oct. 3, 2010
- 3.0 Osi Umenyiora, vs. Chicago, Oct. 3, 2010
- 3.0 Michael Strahan, at Detroit, Nov. 18, 2007
- 3.0 Mathias Kiwanuka, vs. Phil., Sept. 30, 2007
- 3.0 Michael Strahan, at Dallas, Dec. 21, 2003
- 3.0 Kenny Holmes, at Houston, Nov. 24, 2002
- 3.0 Michael Strahan, vs. New Orleans, Sept. 30, 2001

## GIANTS INDIVIDUAL RECORDS

3.0	Keith Hamilton, at Arizona, Nov. 26, 2000	3.0	Lawrence Taylor, vs. Washington, Oct. 27, 1986
3.0	Michael Strahan, vs. Arizona, Nov. 16, 1997	3.0	Leonard Marshall, at St. Louis, Nov. 24, 1985
3.0	Michael Strahan, at Green Bay, Sept. 17, 1995	3.0	George Martin, at St. Louis, Nov. 24, 1985
3.0	Keith Hamilton, vs. Tampa Bay, Sept. 12, 1993	3.0	Leonard Marshall, at Philadelphia, Sept. 29, 1985
3.0	Leonard Marshall, at Phoenix, Nov. 10, 1991	3.0	Leonard Marshall, vs. Philadelphia, Sept. 8, 1985
3.0	Lawrence Taylor, vs. Philadelphia, Sept. 9, 1990	3.0	Lawrence Taylor, vs. Dallas, Sept. 9, 1984
3.0	Lawrence Taylor, at Phoenix, Nov. 5, 1989	3.0	Lawrence Taylor, at Washington, Dec. 17, 1983
3.0	George Martin, vs. Phoenix, Dec. 4, 1988	3.0	Lawrence Taylor, vs. Philadelphia, Dec. 11, 1982
3.0	Lawrence Taylor, at New Orleans, Nov. 27, 1988	3.0	George Martin, vs. Houston, Dec. 5, 1982
3.0	Lawrence Taylor, vs. Detroit, Oct. 16, 1988	3.0	Lawrence Taylor, vs. Philadelphia, Dec. 11, 1982
3.0	Lawrence Taylor, at Washington, Dec. 7, 1986	3.0	George Martin, vs. Houston, Dec. 5, 1982
3.0	Lawrence Taylor, at Philadelphia, Nov. 9, 1986		



Michael Strahan's  
final sack  
was against New England in  
Super Bowl XLII.



# TEAM RECORDS – GAME – OFFENSE

## SCORING

### MOST POINTS

62	vs. Philadelphia, Nov. 26, 1972
56	vs. Philadelphia, Oct. 15, 1933
55	vs. Green Bay, Dec. 20, 1986
55	at Baltimore, Nov. 19, 1950

### MOST TOUCHDOWNS

8	vs. Philadelphia, Nov. 26, 1972
8	at Baltimore, Nov. 19, 1950
8	vs. Philadelphia, Oct. 15, 1933
7	at New Orleans, Nov. 1, 2015
7	vs. New Orleans, Dec. 9, 2012
7	vs. Green Bay, Dec. 20, 1986
7	vs. St. Louis, Dec. 7, 1969
7	vs. Washington, Oct. 28, 1962
7	vs. Washington, Nov. 5, 1961
7	vs. N.Y. Yanks, Dec. 3, 1951
7	vs. Chi. Cardinals, Nov. 12, 1950
7	at Green Bay, Nov. 21, 1948
7	vs. Cleveland, Nov. 16, 1941

### MOST POINTS

#### AFTER TOUCHDOWN

8	vs. Philadelphia, Nov. 26, 1972
8	vs. Philadelphia, Oct. 15, 1933
7	at New Orleans, Nov. 2, 2015
7	vs. New Orleans, Dec. 9, 2012
7	vs. Green Bay, Dec. 20, 1986
7	vs. St. Louis, Dec. 7, 1969
7	vs. Washington, Oct. 28, 1962
7	vs. Washington, Nov. 5, 1961
7	at Baltimore, Nov. 19, 1950
7	at Green Bay, Nov. 21, 1948
7	vs. Cleveland Rams, Nov. 16, 1941

### MOST FIELD GOALS

#### ATTEMPTED

6	vs. Washington, Oct. 30, 2005
6	at Minnesota, Nov. 16, 1986
6	at Washington, Dec. 17, 1983
6	at Seattle, Oct. 18, 1981
6	at Philadelphia, Nov. 25, 1973
6	vs. Philadelphia, Nov. 14, 1954

### MOST FIELD GOALS

6	at Seattle, Oct. 18, 1981
5	at Washington, Sept. 16, 2021
5	at Tennessee, Dec. 7, 2014
5	at Philadelphia, Oct. 27, 2013
5	at Dallas, Oct. 28, 2012
5	at Carolina, Sept. 20, 2012
5	vs. Washington, Oct. 30, 2005
5	at Cincinnati, Dec. 26, 2004
5	at Minnesota, Nov. 16, 1986
5	vs. Tampa Bay, Nov. 3, 1985
5	at Washington, Dec. 17, 1983
4	33 times; last time: vs. Dallas, Nov. 4, 2019

### MOST SAFETIES

2	vs. Washington, Nov. 5, 1961
2	at Pittsburgh, Sept. 17, 1950

## FIRST DOWNS

### MOST FIRST DOWNS

34	at Cincinnati, Oct. 13, 1985
33	vs. St. Louis, Dec. 7, 1969
32	vs. Philadelphia, Dec. 30, 2012
31	at Washington, Sept. 25, 2014
31	vs. Tampa Bay, Sept. 16, 2012
31	vs. New Orleans, Sept. 24, 1995
31	at Pittsburgh, Dec. 5, 1948

### FEWEST FIRST DOWNS

0	at Washington, Sept. 27, 1942
0	at Green Bay, Oct. 1, 1933

### MOST FIRST DOWNS RUSHING

19	at Baltimore, Nov. 19, 1950
18	at New Orleans, Oct. 27, 1985
18	at Philadelphia, Dec. 15, 1956

### MOST FIRST DOWNS PASSING

29	at Cincinnati, Oct. 13, 1985
23	vs. San Francisco, Oct. 11, 2015
22	vs. St. Louis, Dec. 7, 1969
22	at Washington, Oct. 1, 1961
22	at Pittsburgh, Dec. 5, 1948

### MOST FIRST DOWNS BY PENALTY

10	vs. Denver, Sept. 15, 2013
6	vs. Seattle, Oct. 22, 2017
6	vs. Cincinnati, Oct. 26, 1997
6	vs. Baltimore, Sept. 14, 1997
6	vs. Atlanta, Nov. 11, 1979
6	at Washington, Nov. 27, 1966
6	at Philadelphia, Oct. 5, 1957
5	on 16 occasions, most recently vs. Minnesota, Oct. 6, 2019

## NET YARDS

### MOST YARDS GAINED

609	vs. N.Y. Yanks, Dec. 3, 1950
604	vs. Tampa Bay, Sept. 16, 2012
602	vs. Washington, Oct. 28, 1962
568	vs. San Francisco, Nov. 17, 1963
552	at Washington, Dec. 22, 2019
549	vs. Chi. Cardinals, Nov. 12, 1950
535	vs. New Orleans, Oct. 8, 1967
526	vs. Cleveland, Dec. 6, 1959
525	vs. San Francisco, Oct. 11, 2015
524	vs. Green Bay, Jan. 6, 2002
523	vs. Seattle, Oct. 5, 2008

# TEAM RECORDS – GAME – OFFENSE

## RUSHING

### MOST RUSHING ATTEMPTS

61 at Philadelphia, Oct. 3, 1937  
60 at Philadelphia, Nov. 20, 1983  
60 vs. St. Louis, Dec. 4, 1977  
59 vs. Philadelphia, Nov. 10, 1946  
59 vs. Green Bay, Nov. 11, 1934

### MOST YARDS RUSHING

423 at Baltimore, Nov. 19, 1950  
377 vs. N.Y. Yanks, Dec. 3, 1950  
351 vs. Washington, Nov. 29, 1959  
309 vs. Chi. Cardinals, Nov. 12, 1950  
301 vs. Carolina, Dec. 21, 2008

### MOST TOUCHDOWNS RUSHING

6 at Baltimore, Nov. 19, 1950  
5 vs. New Orleans, Sept. 24, 1995  
5 at Chi. Cardinals, Sept. 28, 1958  
5 vs. Philadelphia, Oct. 15, 1933

## PASSING

### MOST PASSES ATTEMPTED

63 at Philadelphia, Dec. 22, 2016  
62 at Cincinnati, Oct. 13, 1985  
59 at New England, Oct. 12, 2003  
59 vs. Green Bay, Jan. 6, 2002  
57 vs. Philadelphia, Dec. 17, 2017  
54 vs. San Francisco, Oct. 11, 2015  
54 vs. Philadelphia, Nov. 22, 1992  
53 vs. Philadelphia, Dec. 28, 2014  
53 vs. Washington, Dec. 16, 2007  
53 at Seattle, Nov. 27, 2005  
53 vs. Dallas, Sept. 21, 1998  
53 at Pittsburgh, Dec. 5, 1948  
52 vs. Indianapolis, Nov. 3, 2014  
52 vs. Philadelphia, Oct. 6, 2013  
52 at Washington, Oct. 28, 2001  
52 vs. Seattle, Dec. 11, 1983  
51 at Washington, Nov. 29, 2015  
51 vs. Tampa Bay, Sept. 16, 2012  
51 vs. Dallas, Sept. 15, 2003  
51 vs. Detroit, Nov. 19, 2000  
51 vs. Minnesota, Dec. 26, 1999  
51 at Dallas, Dec. 15, 1985  
51 vs. San Diego, Oct. 2, 1983  
51 at St. Louis, Dec. 26, 1982

### MOST PASSES COMPLETED

41 vs. San Francisco, Oct. 11, 2015  
40 at Cincinnati, Oct. 13, 1985  
38 at Philadelphia, Dec. 22, 2016

37 vs. Philadelphia, Dec. 17, 2017  
36 vs. Green Bay, Jan. 6, 2002  
36 at Pittsburgh, Dec. 5, 1948  
35 at Philadelphia, Sept. 24, 2017  
35 at New England, Oct. 12, 2003  
34 vs. Tennessee, Sept. 26, 2010  
33 at Dallas, Sept. 8, 2019  
33 at Dallas, Sept. 16, 2018  
33 at New Orleans, Nov. 28, 2011  
33 vs. Dallas, Nov. 14, 2010  
32 vs. Baltimore, Oct. 16, 2016  
32 vs. New Orleans, Sept. 18, 2016  
32 at Washington, Oct. 28, 2001  
31 vs. New Orleans, Sept. 20, 2018  
31 vs. Dallas, Dec. 10, 2017  
31 vs. Tampa Bay, Sept. 16, 2012  
31 vs. Miami, Oct. 30, 2011  
31 at Philadelphia, Sept. 17, 2006  
31 vs. Miami, Oct. 5, 2003  
31 vs. Minnesota, Dec. 26, 1999  
31 vs. San Diego, Oct. 2, 1983  
30 at Tampa Bay, Oct. 1, 2017  
30 at New Orleans, Nov. 1, 2015  
30 at Dallas, Jan. 2, 2000  
30 at St. Louis, Dec. 13, 1987  
30 vs. Philadelphia, Dec. 19, 1971

### MOST YARDS GAINED PASSING (NET)

510 vs. Tampa Bay, Sept. 16, 2012

505 vs. Washington, Oct. 28, 1962  
443 at Cincinnati, Oct. 13, 1985  
441 vs. San Francisco, Oct. 11, 2015  
429 vs. Philadelphia, Dec. 17, 2017  
429 vs. Philadelphia, Dec. 28, 2014  
428 at Dallas, Sept. 8, 2013  
403 vs. Dallas, Oct. 6, 1985  
401 vs. Cleveland, Dec. 6, 1959  
400 at Dallas, Dec. 11, 2011  
397 vs. Baltimore, Oct. 16, 2016  
395 vs. Seattle, Oct. 9, 2011

### MOST TOUCHDOWNS PASSING

7 vs. Washington, Oct. 28, 1962  
6 at New Orleans, Nov. 1, 2015  
6 vs. Dallas, Dec. 16, 1962

### MOST PASSES HAD INTERCEPTED

7 at Pittsburgh, Nov. 30, 1952  
5 on many occasions, most recently  
vs. Seattle, Dec. 15, 2013

## PUNTS

### MOST PUNTS

15 at Chicago Bears, Nov. 17, 1935  
14 at Detroit, Nov. 7, 1943  
14 at Brooklyn, Nov. 26, 1936  
13 at Washington, Nov. 23, 1997  
13 vs. Philadelphia, Nov. 24, 1935  
13 at Detroit, Sept. 23, 1934

### MOST YARDS PUNTING

607 at Detroit, Sept. 23, 1934  
602 at Brooklyn, Nov. 26, 1936  
597 at Chicago Bears, Nov. 17, 1935  
583 at Detroit, Nov. 7, 1943  
537 at Washington, Nov. 23, 1997

# TEAM RECORDS – GAME – OFFENSE

## PUNT RETURNS

### MOST PUNT RETURNS

9 at Philadelphia, Dec. 6, 1987  
9 at Philadelphia, Nov. 20, 1983  
9 vs. Philadelphia, Dec. 11, 1982  
9 at Philadelphia, Dec. 12, 1954  
9 vs. N.Y. Yanks, Dec. 3, 1950  
8 at Washington, Jan. 1, 2017  
8 vs. L.A. Rams, Oct. 23, 2016  
8 at Dallas, Nov. 4, 1984

8 at Washington, Sept. 13, 1981  
8 at St. Louis, Dec. 15, 1974  
8 vs. Green Bay, Nov. 1, 1959

### MOST FAIR CATCHES

7 vs. Philadelphia, Dec. 28, 2014  
6 at Atlanta, Oct. 15, 2007  
6 vs. Minnesota, Oct. 31, 1971  
5 at Minnesota, Dec. 13, 2010

5 at Dallas, Sept. 8, 1996  
5 vs. Philadelphia, Nov. 20, 1988

### MOST YARDS GAINED

149 vs. Chi. Cardinals, Oct. 14, 1951  
143 vs. Philadelphia, Dec. 11, 1982  
123 vs. Dallas, Oct. 18, 1999  
114 vs. Raiders, Dec. 24, 1989

## KICKOFF RETURNS

### MOST KICKOFF RETURNS

12 at Washington, Nov. 27, 1966  
10 vs. Chi. Cardinals, Oct. 17, 1948  
9 at Minnesota, Jan. 3, 2010  
9 at Dallas, Sept. 18, 1966  
9 at Pittsburgh, Nov. 30, 1952  
8 at Minnesota, Dec. 27, 2015

8 at Green Bay, Dec. 26, 2010  
8 vs. Philadelphia, Dec. 13, 2009  
8 at Philadelphia, Nov. 1, 2009  
8 vs. N.E., Dec. 29, 2007  
8 vs. Pittsburgh, Dec. 18, 2004

### MOST YARDS GAINED

287 vs. New Orleans, Dec. 9, 2012  
274 at Washington, Nov. 27, 1966  
263 vs. Rams, Nov. 14, 1948  
259 vs. Pittsburgh, Dec. 18, 2004  
236 at Cleveland, Dec. 4, 1966

## FUMBLES

### MOST FUMBLES

9 at Buffalo, Oct. 20, 1975  
8 vs. San Francisco, Dec. 1, 1957  
7 vs. Philadelphia, Dec. 28, 2002  
7 vs. Philadelphia, Oct. 18, 1964  
7 vs. Washington, Nov. 5, 1950

### MOST OWN FUMBLES

#### RECOVERED

6 at Buffalo, Oct. 20, 1975  
5 vs. Dallas, Oct. 27, 1974  
5 vs. Philadelphia, Oct. 18, 1964  
5 vs. Washington, Nov. 5, 1950  
5 at Philadelphia, Nov. 3, 1946  
5 vs. Pittsburgh, Oct. 21, 1945

### MOST OPPONENTS' FUMBLES

#### RECOVERED

6 at Pittsburgh, Sept. 17, 1950  
5 at Dallas, Oct. 11, 1971  
4 many times, most recently  
vs. Washington, Dec. 5, 2010

## PENALTIES

### MOST PENALTIES

17 at Washington, Oct. 9, 1949  
17 vs. Boston Yankees, Nov. 28, 1948  
16 at Seattle, Nov. 27, 2005  
15 at Washington, Sept. 21, 2003  
15 at Minnesota, Nov. 19, 2001  
15 at Oakland, Sept. 13, 1998  
15 at Buffalo, Oct. 18, 1987  
14 vs. Chicago, Nov. 7, 2004

14 vs. Detroit, Oct. 30, 1994  
13 on seven occasions, most recently  
at Minnesota, Jan. 3, 2010

### MOST YARDS PENALIZED

177 at Washington, Oct. 9, 1949  
175 vs. Boston, Oct. 19, 1947  
150 at Minnesota, Nov. 19, 2001  
150 at Detroit, Nov. 2, 1947

149 at St. Louis, Dec. 21, 2014  
145 at Buffalo, Oct. 18, 1987



# TEAM RECORDS – GAME – DEFENSE

## SCORING

### FEWEST POINTS ALLOWED

0 many times; Last:  
vs. Tampa Bay, Sept. 27, 2009 (24-0)

### MOST POINTS ALLOWED

72 at Washington, Nov. 27, 1966  
63 at Pittsburgh, Nov. 30, 1952  
63 vs. Chi. Cardinals, Oct. 17, 1948

### MOST TOUCHDOWNS ALLOWED

10 at Washington, Nov. 27, 1966  
9 at Pittsburgh, Nov. 30, 1952  
9 vs. Chi. Cardinals, Oct. 17, 1948

### MOST POINTS

#### AFTER TOUCHDOWN, OPPONENT

9 vs. Washington, Nov. 27, 1966  
9 vs. Pittsburgh, Nov. 30, 1952  
9 vs. Chi. Cardinals, Oct. 17, 1948

### MOST FIELD GOALS, OPPONENT

7 vs. Dallas, Sept. 15, 2003  
5 vs. Washington, Sept. 25, 2016  
5 at Minnesota, Dec. 27, 2015  
5 vs. Philadelphia, Oct. 6, 2013  
5 at Dallas, Dec. 17, 1995  
4 38 times; Last:  
vs. Dallas, Jan. 3, 2021

## FIRST DOWNS

### FEWEST FIRST DOWNS ALLOWED

1 at Pittsburgh, Sept. 20, 1933  
2 at Philadelphia, Oct. 3, 1937  
2 vs. Bklyn. Dodgers, Oct. 14, 1934

### MOST FIRST DOWNS ALLOWED

38 at Rams, Nov. 13, 1966  
35 at New Orleans, Nov. 1, 2015  
32 vs. Dallas, Sept. 10, 1978  
31 vs. Tampa Bay, Nov. 18, 2018  
31 at New Orleans, Nov. 28, 2011  
31 vs. Tennessee, Dec. 1, 2002  
31 at San Diego, Oct. 19, 1980  
29 vs. Arizona, Oct. 8, 1995  
29 vs. Washington, Nov. 15, 1981  
29 at Kansas City, Nov. 3, 1974

29 vs. St. Louis, Nov. 4, 1962

### MOST FIRST DOWNS ALLOWED, RUSHING

19 at Seattle, Nov. 9, 2014  
19 at Buffalo, Nov. 26, 1978  
19 vs. Green Bay, Oct. 22, 1967  
17 vs. St. Louis, Dec. 12, 1976

### MOST FIRST DOWNS ALLOWED, PASSING

24 at New Orleans, Nov. 1, 2015  
23 vs. Dallas, Dec. 6, 2009  
23 at San Diego, Oct. 19, 1980  
22 vs. St. Louis, Oct. 2, 2005  
21 vs. Jets, Dec. 6, 2015  
21 at Dallas, Sept. 13, 2015

21 at Dallas, Oct. 28, 2012  
21 vs. Green Bay, Dec. 4, 2011  
21 at Arizona, Nov. 23, 2008  
21 vs. Tennessee, Dec. 1, 2002  
20 vs. Carolina, Dec. 20, 2015  
20 vs. Dallas, Oct. 6, 1985  
20 at L.A. Rams, Nov. 13, 1966  
20 at San Francisco, Sept. 30, 1956  
20 vs. Chicago Bears, Oct. 23, 1949  
19 vs. San Francisco, Sept. 27, 2020  
19 at Indianapolis, Dec. 23, 2018  
19 vs. Seattle, Oct. 22, 2017  
19 at Green Bay, Dec. 26, 2010  
19 vs. Green Bay, Sept. 16, 2007  
19 at Oakland, Dec. 31, 2005  
19 at New Orleans, Sept. 19, 2005  
19 vs. San Diego, Oct. 2, 1983

## NET YARDS

### FEWEST YARDS ALLOWED

48 at Bklyn. Dodgers, Oct. 17, 1943  
62 at Pittsburgh, Sept. 20, 1933  
66 vs. Pittsburgh, Dec. 8, 1935

### MOST YARDS ALLOWED

682 vs. Chi. Bears, Nov. 14, 1943  
608 at New Orleans, Nov. 2, 2015  
577 at New Orleans, Nov. 28, 2011  
572 at L.A. Rams, Nov. 13, 1966  
567 at San Diego, Oct. 19, 1980

# TEAM RECORDS – GAME – DEFENSE

## RUSHING

### FEWEST ATTEMPTS, OPPONENT

7 at Houston, Dec. 8, 1985  
 9 at Washington, Nov. 8, 2020  
 9 at Philadelphia, Nov. 20, 1983  
 9 at Philadelphia, Oct. 3, 1937  
 10 at Tampa Bay, Sept. 27, 2009  
 11 at Detroit, Nov. 18, 2007  
 11 vs. Philadelphia, Oct. 29, 2000  
 11 vs. Miami, Sept. 23, 1990  
 11 at Dallas, Sept. 16, 1990  
 12 at Philadelphia, Sept. 10, 2000  
 12 vs. New York Jets, Dec. 15, 1999  
 12 at New Orleans, Dec. 20, 1993

12 at Washington, Oct. 10, 1993  
 12 vs. L.A. Rams, Sept. 19, 1993  
 12 at St. Louis, Nov. 24, 1985  
 12 vs. New Orleans, Oct. 8, 1972

### MOST ATTEMPTS, OPPONENT

60 at Washington, Dec. 9, 1945  
 58 at Washington, Nov. 18, 1956  
 58 at Philadelphia, Oct. 5, 1947

### FEWEST YARDS ALLOWED

-24 at Bklyn. Dodgers, Oct. 17, 1943  
 -1 vs. Chi. Cardinals, Oct. 18, 1953

6 at Cleveland, Nov. 6, 1960

### MOST YARDS ALLOWED

420 at Boston (Redskins), Oct. 8, 1933  
 366 at Buffalo, Nov. 26, 1978  
 350 at Seattle, Nov. 9, 2014  
 341 at Detroit, Nov. 15, 1936

### MOST RUSHING TOUCHDOWNS ALLOWED

5 at Seattle, Nov. 9, 2014  
 5 at Buffalo, Nov. 26, 1978  
 5 vs. Green Bay, Oct. 22, 1967

## PASSING

### FEWEST ATTEMPTS, OPPONENT

3 at Detroit, Sept. 23, 1934  
 4 vs. Bklyn. Dodgers, Dec. 7, 1941

### MOST ATTEMPTS, OPPONENT

62 at Dallas, Oct. 28, 2012  
 62 vs. St. Louis, Oct. 2, 2005  
 61 at Carolina, Dec. 10, 2006  
 60 at Washington, Nov. 23, 1997  
 59 vs. Chi. Bears, Oct. 23, 1949  
 57 at Philadelphia, Sept. 23, 1962

### FEWEST COMPLETIONS ALLOWED

0 at Washington, Dec. 11, 1960  
 1 many games; Last: vs. Brooklyn, Dec. 6, 1942

### MOST COMPLETIONS ALLOWED

41 vs. Dallas, Dec. 6, 2009  
 40 at New Orleans, Nov. 1, 2015  
 40 vs. St. Louis, Oct. 2, 2005  
 36 vs. Jets, Dec. 6, 2015  
 36 at Dallas, Sept. 13, 2015  
 36 at Dallas, Sept. 8, 2013  
 36 at Dallas, Oct. 28, 2012  
 35 vs. St. Louis, Sept. 7, 2003  
 34 at Washington, Sept. 16, 2021  
 34 vs. Carolina, Dec. 10, 2006  
 34 vs. Dallas, Oct. 5, 1997  
 34 vs. Chi. Bears, Oct. 23, 1949  
 33 at Philadelphia, Dec. 9, 2019  
 33 at Philadelphia, Sept. 23, 1962  
 32 at Los Angeles, Oct. 23, 2016  
 32 vs. New Eng., Dec. 29, 2007  
 32 vs. Arizona, Sept. 11, 2005

32 vs. Washington, Sept. 18, 1994  
 32 at San Francisco, Dec. 1, 1986

### FEWEST YARDS ALLOWED (NET)

-13 at Philadelphia, Dec. 11, 1977  
 -6 at Washington, Dec. 11, 1960  
 0 at Chi. Cardinals, Nov. 22, 1959

### MOST YARDS ALLOWED (NET)

505 at New Orleans, Nov. 1, 2015  
 488 vs. Chi. Bears, Nov. 14, 1943  
 460 at Philadelphia, Nov. 8, 1953  
 456 at San Diego, Oct. 19, 1980

### MOST TOUCHDOWNS ALLOWED

7 at New Orleans, Nov. 1, 2015  
 7 vs. Chi. Bears, Nov. 14, 1943  
 6 vs. Cleveland, Dec. 12, 1964

## INTERCEPTIONS

### MOST INTERCEPTIONS BY GIANTS

8 at N.Y. Yanks, Dec. 16, 1951  
 8 at Green Bay, Nov. 21, 1948  
 7 vs. Washington, Dec. 8, 1963

### MOST YARDS, RETURNS

144 at Philadelphia, Sept. 13, 1941  
 138 at Dallas, Oct. 15, 1961  
 137 at Washington, Oct. 29, 1995

### MOST RETURNS FOR TOUCHDOWN

2 at Buffalo, Dec. 23, 2007  
 2 at Detroit, Oct. 27, 1996  
 2 vs. Washington, Dec. 8, 1963  
 2 vs. Washington, Dec. 4, 1938

# TEAM RECORDS – SEASON – OFFENSE

## SCORING

### MOST POINTS

448 in 1963  
429 in 2012  
427 in 2008  
422 in 2005  
420 in 2015  
402 in 2009  
399 in 1985  
398 in 1962

### FEWEST POINTS

79 in 1928  
93 in 1932  
115 in 1936

### MOST TOUCHDOWNS

57 in 1963  
49 in 1962, 1967  
48 in 1985, 2010  
47 in 2011, 2012, 2015  
46 in 1961, 2009  
45 in 2005, 2008

### FEWEST TOUCHDOWNS

12 in 1928  
14 in 1932  
15 in 1937  
16 in 1925, 1936, 1940

### MOST TOUCHDOWNS RUSHING

27 in 1930  
24 in 1985  
21 in 1950  
20 in 1992

### FEWEST TOUCHDOWNS RUSHING

3 in 1932  
4 in 1936, 1937, 1987, 1996

### MOST TOUCHDOWNS PASSING

39 in 1963  
36 in 2015  
35 in 1962  
33 in 1967

### FEWEST TOUCHDOWNS PASSING

0 in 1928  
4 in 1926  
5 in 1934

### MOST TOUCHDOWNS ON RETURNS

10 in 1951  
6 in 1944, 1947, 1948, 1949,  
1961, 1963, 1996, 2007, 2015

### MOST POINTS AFTER TOUCHDOWN

52 in 1963  
47 in 1962  
46 in 1961, 2012  
45 in 1967, 1985, 2009

### FEWEST POINTS AFTER TOUCHDOWN

4 in 1928  
7 in 1932  
8 in 1925

### MOST FIELD GOAL ATTEMPTS

42 in 2005, 1983  
41 in 1970  
39 in 2012  
38 in 2008  
38 in 1989  
38 in 1981

### MOST FIELD GOALS

35 in 2008, 2005, 1983  
33 in 2012  
32 in 2018  
30 in 2020  
30 in 2015  
29 in 1989  
27 in 2009  
26 in 1986, 1993, 2002  
25 in 1970, 1999  
24 in 1981, 1988, 1991, 1996, 2014  
23 in 2001, 2006, 2007, 2013

### FEWEST FIELD GOALS

0 in 1932  
1 in 1926, 1928, 1930, 1931,  
1936, 1948

### HIGHEST FIELD GOAL PERCENTAGE

97.0 in 2018  
96.9 in 2020  
95.5 in 2016  
93.8 in 2015  
92.3 in 2014  
92.1 in 2008  
88.9 in 1996  
88.7 in 2013  
85.2 in 2006, 2007  
84.6 in 2012

### MOST SAFETIES

3 in 2008, 1927  
2 in 1944, 1950, 1953,  
1961, 1989, 1994, 1996  
2011

## FIRST DOWNS

### MOST FIRST DOWNS

356 in 1985  
338 in 2008  
336 in 2014  
331 in 2010, 2011, 2015  
327 in 2012  
324 in 1986  
323 in 2002, 2009  
321 in 2007  
317 in 1988  
312 in 2005  
310 in 1984, 2000  
308 in 1999  
304 in 2006  
300 in 1993, 2003

### MOST FIRST DOWNS RUSHING

138 in 1985  
130 in 2008  
127 in 1986, 1993  
125 in 1978  
124 in 1956

### MOST FIRST DOWNS PASSING

218 in 2014  
216 in 2011  
208 in 2015, 2018  
198 in 1984  
197 in 1999  
195 in 2000, 2002  
194 in 2009  
192 in 1985, 2010  
190 in 2016

### MOST FIRST DOWNS BY PENALTY

46 in 2015  
37 in 2012  
36 in 1997  
35 in 2007, 2014, 2019  
34 in 2005  
33 in 2004  
32 in 2008, 1992  
31 in 2011

# TEAM RECORDS – SEASON – OFFENSE

## NET YARDS

### MOST YARDS GAINED

6,161 in 2011  
6,085 in 2010  
5,956 in 2015  
5,884 in 1985

5,875 in 2014  
5,856 in 2009  
5,787 in 2005  
5,697 in 2018  
5,695 in 2008

5,687 in 2012  
5,416 in 2019  
5,378 in 1986

## RUSHING

### MOST RUSHING ATTEMPTS

581 in 1985  
580 in 1978  
567 in 1934

### FEWEST RUSHING ATTEMPTS

244 in 1982  
316 in 1945  
362 in 1948, 2019  
366 in 1947

### MOST YARDS RUSHING

2,518 in 2008  
2,451 in 1985  
2,336 in 1950  
2,304 in 1978

### FEWEST YARDS RUSHING

769 in 1945  
842 in 1982  
1,049 in 1953

### MOST TOUCHDOWNS RUSHING

27 in 1930  
24 in 1985  
21 in 1950  
20 in 1992  
19 in 2008  
18 in 1956, 1986, 2004, 2012

## PASSING

### MOST PASSES ATTEMPTED

623 in 2015  
616 in 2003  
608 in 2017  
607 in 2014, 2019  
602 in 1999  
598 in 2016  
589 in 2011  
583 in 2018  
575 in 1983  
567 in 2013

### FEWEST PASSES ATTEMPTED

125 in 1944  
148 in 1942  
149 in 1934  
149 in 1943

### MOST PASSES COMPLETED

392 in 2015  
383 in 2014  
382 in 2018  
377 in 2016  
376 in 2019  
373 in 2017  
359 in 2011  
350 in 1999  
339 in 2010  
338 in 2002, 2009

### FEWEST PASSES COMPLETED

47 in 1944  
63 in 1943  
64 in 1934  
67 in 1942

### HIGHEST COMPLETION PERCENTAGE

65.5 in 2018  
63.1 in 2014  
63.0 in 2016  
62.9 in 2010, 2015  
62.4 in 2009  
62.1 in 2020  
61.9 in 2019  
61.6 in 2002  
61.3 in 2017  
61.0 in 2011  
61.0 in 1991

### MOST YARDS GAINED (NET)

4,734 in 2011  
4,347 in 2015  
4,272 in 2014  
4,047 in 2018  
4,019 in 2009  
3,951 in 2002  
3,885 in 2010  
3,879 in 2016  
3,825 in 2012

3,719 in 1999  
3,731 in 2019

### MOST TOUCHDOWN PASSES

39 in 1963  
36 in 2015  
35 in 1962  
33 in 1967  
31 in 2010

### MOST PASSES HAD INTERCEPTED

34 in 1953  
31 in 1966  
31 in 1983

### FEWEST PASSES HAD INTERCEPTED

5 in 1990  
8 in 1969, 1991

# TEAM RECORDS – SEASON – OFFENSE

## PUNTING

### MOST PUNTS

112 in 1997  
104 in 1979  
102 in 1996  
101 in 1998  
100 in 1977

### FEWEST PUNTS

47 in 1972  
49 in 1960, 1982  
50 in 1945, 1946  
53 in 1966

### MOST YARDS

4,566 in 1998  
4,531 in 1997  
4,445 in 1979  
4,297 in 2016  
4,289 in 1996

### HIGHEST PUNTING AVERAGE

47.5 in 2012  
46.9 in 2013  
46.6 in 1959  
46.2 in 2016

45.7 in 2011  
45.5 in 2014  
45.4 in 1964, 2018

### HIGHEST NET PUNTING AVERAGE (Since 1976)

42.3 in 2019  
41.8 in 2018  
40.9 in 2016  
40.2 in 2008  
39.4 in 2012  
39.2 in 2011  
38.9 in 2015

## PUNT RETURNS

### MOST PUNT RETURNS

64 in 1981  
55 in 1953, 1983, 1984, 1987

### MOST YARDS GAINED

717 in 1941  
675 in 1951  
626 in 1938

### HIGHEST RETURN AVERAGE

15.3 in 1941  
14.1 in 1951  
13.3 in 1943

## KICKOFF RETURNS

### MOST KICKOFF RETURNS

80 in 1966  
73 in 1994  
72 in 2003  
71 in 1980, 1983, 2009  
70 in 2006

### MOST YARDS GAINED

1,688 in 1964  
1,658 in 2004  
1,648 in 2012  
1,616 in 1966  
1,579 in 2007  
1,529 in 2005  
1,502 in 1999

### HIGHEST RETURN AVERAGE

27.4 in 1944  
26.3 in 1953  
26.2 in 2012  
26.0 in 1946

## FUMBLES

### MOST FUMBLES

49 in 1960  
44 in 1964, 1975  
40 in 1961, 2001

### MOST OWN FUMBLES RECOVERED

23 in 1960  
21 in 1964, 1975, 1981

### MOST OPPONENTS' FUMBLES RECOVERED

27 in 1950  
26 in 1946  
23 in 1980, 2010

## PENALTIES

### MOST PENALTIES

143 in 2005  
127 in 2003  
124 in 1998  
122 in 1979  
118 in 2004  
116 in 1997  
114 in 2018

### MOST YARDS PENALIZED

1,115 in 2005  
1,090 in 2003  
1,047 in 1979  
1,020 in 1983  
1,016 in 1978

# TEAM RECORDS – SEASON – DEFENSE

## SCORING

### FEWEST POINTS ALLOWED

20 in 1927  
51 in 1926  
67 in 1925  
75 in 1944

### MOST POINTS ALLOWED

501 in 1966  
451 in 2019  
442 in 2015  
427 in 2009  
425 in 1980  
412 in 2018  
400 in 2011, 2014

### FEWEST TOUCHDOWNS ALLOWED

3 in 1927  
7 in 1926

8 in 1925

### MOST TOUCHDOWNS ALLOWED

66 in 1966  
55 in 1980  
54 in 1948, 2009, 2019

### MOST POINTS AFTER TOUCHDOWN ALLOWED

63 in 1966  
52 in 1948  
51 in 1980

### MOST FIELD GOALS ALLOWED

34 in 2016  
31 in 2015, 2018

29 in 1991, 1994, 2013, 2014  
28 in 1995, 2003, 2017

26 in 2012  
25 in 1988, 2011, 2019  
24 in 1999  
23 in 1987, 1998, 2001, 2010

### MOST SAFETIES BY OPPONENT

3 in 1984  
2 in 1965, 2010

## FIRST DOWNS

### FEWEST FIRST DOWNS ALLOWED

104 in 1938  
106 in 1937  
116 in 1941

### MOST FIRST DOWNS ALLOWED

367 in 2015  
346 in 2018  
343 in 2019  
338 in 2011  
336 in 1980  
335 in 1995  
327 in 2013

### FEWEST FIRST DOWNS RUSHING ALLOWED

55 in 1982  
58 in 1938  
59 in 1937

### MOST FIRST DOWNS RUSHING ALLOWED

156 in 1980  
155 in 1978  
137 in 1975

### FEWEST FIRST DOWNS PASSING ALLOWED

41 in 1937  
43 in 1938  
47 in 1941

### MOST FIRST DOWNS PASSING ALLOWED

236 in 2015  
211 in 2019  
210 in 2011  
205 in 2018  
198 in 2013  
196 in 2012  
195 in 1997  
191 in 2016

## NET YARDS

### FEWEST YARDS ALLOWED

2,029 in 1938  
2,054 in 1935  
2,169 in 1937  
2,219 in 1940

### MOST YARDS ALLOWED

6,725 in 2015  
6,134 in 2012  
6,037 in 2019  
6,022 in 2011  
6,012 in 2014

5,971 in 2017  
5,942 in 2018  
5,752 in 1980  
5,479 in 2006  
5,435 in 2016

# TEAM RECORDS – SEASON – DEFENSE

## RUSHING

### FEWEST ATTEMPTS, OPPONENT

301 in 1982  
350 in 1986  
359 in 2000  
366 in 1943

### MOST ATTEMPTS, OPPONENT

640 in 1978  
618 in 1979  
584 in 1980  
580 in 2005  
560 in 1976

### FEWEST YARDS ALLOWED

913 in 1951  
977 in 1940  
1,000 in 1944  
1,006 in 1943

### MOST YARDS ALLOWED

2,656 in 1978  
2,507 in 1980  
2,452 in 1979  
2,422 in 1975

### FEWEST TOUCHDOWNS ALLOWED

1 in 1927  
2 in 1944  
3 in 1926, 1938

### MOST TOUCHDOWNS ALLOWED

31 in 1980  
25 in 1948, 1978

## PASSING

### FEWEST ATTEMPTS, OPPONENT

149 in 1963  
182 in 1937  
184 in 1934

### MOST ATTEMPTS, OPPONENT

638 in 2015  
630 in 2016  
601 in 2013  
596 in 1997  
589 in 2011  
587 in 1986  
585 in 2000  
567 in 2006  
566 in 1988  
561 in 2017

### FEWEST COMPLETIONS, OPPONENT

54 in 1934  
60 in 1936  
62 in 1933

### MOST COMPLETIONS, OPPONENT

423 in 2015  
369 in 2016, 2019  
362 in 2018  
361 in 2011, 2013  
347 in 2017  
341 in 2012  
334 in 1986  
333 in 2006  
329 in 2005  
327 in 2000

### FEWEST YARDS ALLOWED (NET)

744 in 1934  
809 in 1933  
914 in 1938

### MOST YARDS ALLOWED (NET)

4,783 in 2015  
4,260 in 2016  
4,225 in 2019  
4,082 in 2011  
4,068 in 2012

4,044 in 2018

4,038 in 2017  
4,018 in 2016  
3,850 in 2014  
3,649 in 2006  
3,616 in 1997

### FEWEST TOUCHDOWNS ALLOWED

2 in 1927  
3 in 1939, 1944

### MOST TOUCHDOWNS ALLOWED

36 in 1966  
32 in 2017  
31 in 2015  
30 in 2019  
28 in 1964, 2004, 2011

## INTERCEPTIONS

### MOST INTERCEPTIONS

41 in 1951  
39 in 1948  
35 in 1939

### FEWEST INTERCEPTIONS

10 in 2003  
11 in 2002  
12 in 1976, 1977, 1982, 1991  
13 in 1945, 2009, 2017

### MOST YARDS, RETURNS

569 in 1941  
561 in 1948  
549 in 1944

### FEWEST YARDS, RETURNS

62 in 1976  
91 in 1974  
93 in 2002  
110 in 2010  
113 in 1980, 2004

### MOST TOUCHDOWNS, RETURNS

5 in 1963

## SACKS

### MOST SACKS

68 in 1985  
59 in 1986  
55 in 1987  
54 in 1997, 1998  
53 in 2007

# GIANTS SEASON LEADERS

## GIANTS RUSHING HONOR ROLL

100 YARDS OR MORE IN A GAME, CHRONOLOGICALLY

YDS	PLAYER	DATE OF GAME
108	Harry Newman at Bos.,.....	10/8/33
107	Kink Richards vs. Bkn.,.....	10/22/33
114	Harry Newman vs. G.B.,.....	11/11/34
105	Ed Danowski vs. Bos.,.....	11/25/34
102	Tuffy Leemans at Pitt.,.....	9/27/36
117	Tuffy Leemans vs. Chi. Cards,.....	10/18/36
117	Tuffy Leemans vs. Phil.,.....	10/25/36
118	Hank Soar at Phil.,.....	10/3/37
159	Tuffy Leemans vs. G.B.,.....	11/20/38
101	Tuffy Leemans vs. Clev.,.....	11/10/40
101	Bill Paschal at Bkn.,.....	10/17/43
188	Bill Paschal vs. Wash.,.....	12/5/43
139	Bill Paschal vs. Phil.,.....	10/29/44
113	Bill Paschal vs. Bos.,.....	11/5/44
103	Ward Cuff vs. G.B.,.....	11/19/44
100	Ward Cuff vs. Wash.,.....	12/3/44
143	Bill Paschal vs. Clev.,.....	11/4/45
108	Frank Filchock at Pitt.,.....	10/6/46
107	George Franck vs. Bos.,.....	11/10/46
133	Frank Reagan vs. L.A.,.....	12/1/46
125	"Choo Choo" Roberts vs. Chi. Cards,.....	10/17/48
108	"Choo Choo" Roberts at NY Bulldogs,.....	9/30/49
108	"Choo Choo" Roberts at Chi. Cards,.....	10/30/49
121	Joe Scott vs. Clev.,.....	10/22/50
218	"Choo Choo" Roberts vs. Chi. Cards,.....	11/12/50
145	Ed Price at Balt.,.....	11/19/50
101	Randall Clay vs. Phil.,.....	11/26/50
156	Ed Price vs. N.Y. Yanks,.....	12/3/50
103	Ed Price at Phil.,.....	12/10/50
107	Ed Price vs. Chi. Cards,.....	10/14/51
101	Ed Price vs. Phil.,.....	10/21/51
171	Ed Price at Phil.,.....	12/9/51
138	Ed Price at N.Y. Yanks,.....	12/16/51
130	Ed Price at Dall.,.....	9/28/52
119	Ed Price at Phil.,.....	10/4/52
116	Ed Price at Chi. Cards,.....	11/2/52
106	Ed Price vs. S.F.,.....	11/9/52
139	Alex Webster at Chi. Cards,.....	10/2/55
108	Frank Gifford vs. Wash.,.....	12/2/56
132	Alex Webster at Phil.,.....	12/15/56
115	Bob Epps at Wash.,.....	10/13/57
126	Frank Gifford vs. Cards,.....	11/10/57
116	Mel Triplett vs. Clev.,.....	11/29/59
137	Mel Triplett at Clev.,.....	11/6/60
129	Bob Gaiters at Dall.,.....	10/15/61
100	Alex Webster vs. Phil.,.....	11/12/61
107	Alex Webster vs. Phil.,.....	11/18/62
120	Joe Morrison at Phil.,.....	9/29/63
101	Phil King vs. S.F.,.....	11/17/63
160	Ernie Koy at Wash.,.....	10/1/67
142	Ron Johnson vs. Phil.,.....	10/11/70
140	Ron Johnson vs. Dall.,.....	11/8/70
106	Ron Johnson vs. Wash.,.....	11/15/70

YDS	PLAYER	DATE OF GAME
100	Ron Johnson vs. Buff.,.....	12/6/70
124	Ron Johnson at Phil.,.....	10/2/72
134	Ron Johnson at St. Louis,.....	11/19/72
123	Ron Johnson vs. Phil.,.....	11/26/72
119	Ron Johnson at Cinn.,.....	12/3/72
105	Vin Clements at Dallas,.....	12/17/72
112	Ron Johnson vs. Phila.,.....	9/23/73
101	Ron Johnson at Phila.,.....	11/25/73
119	Doug Kotar vs. Atlanta,.....	10/6/74
108	Doug Kotar at Rams,.....	9/26/76
103	Doug Kotar vs. St. Louis,.....	12/12/76
100	Larry Csonka vs. Chi.,.....	12/18/77
118	Doug Kotar vs. St. Louis,.....	12/10/78
148	Billy Taylor vs. Tampa Bay,.....	10/7/79
126	Billy Taylor vs. Wash.,.....	11/25/79
103	Billy Taylor at Seattle,.....	12/7/80
103	Rob Carpenter vs. St. Louis,.....	10/11/81
116	Rob Carpenter at Seattle,.....	10/18/81
111	Rob Carpenter at Phila.,.....	11/22/81
117	Rob Carpenter at St. Louis,.....	12/13/81
161**	Rob Carpenter at Phila.,.....	12/27/81
113	Rob Carpenter vs. L.A. Rams,.....	9/4/83
111	Rob Carpenter at Atlanta,.....	9/11/83
116	Rob Carpenter vs. G.B.,.....	9/26/83
159	Butch Woolfolk at Phila.,.....	11/20/83
107	Joe Morris at St. Louis,.....	12/9/84
104	Joe Morris at N. Orleans,.....	10/27/85
132	Joe Morris vs. Tampa Bay,.....	11/3/85
118	Joe Morris at Washington,.....	11/18/85
113	George Adams at St. Louis,.....	11/24/85
131	Joe Morris vs. Cleveland,.....	12/1/85
129	Joe Morris at Houston,.....	12/8/85
202	Joe Morris vs. Pittsburgh,.....	12/21/85
141**	Joe Morris vs. S.F.,.....	12/29/85
110	Joe Morris at L.A. Raiders,.....	9/21/86
116	Joe Morris at Seattle,.....	10/19/86
181	Joe Morris vs. Washington,.....	10/27/86
181	Joe Morris vs. Dallas,.....	11/2/86
111	Joe Morris at Phila.,.....	11/9/86
106	Joe Morris vs. Denver,.....	11/23/86
179	Joe Morris vs. St. Louis,.....	12/14/86
115	Joe Morris vs. G.B.,.....	12/20/86
159**	Joe Morris vs. S.F.,.....	1/4/87
132	Joe Morris vs. Jets,.....	12/27/87
107	Joe Morris at Dallas,.....	9/18/88
122	Joe Morris vs. Phoenix,.....	12/4/88
140	Joe Morris vs. Kansas City,.....	12/11/88
101	Ottis Anderson vs. Wash.,.....	10/15/89
120**	Ottis Anderson vs. L.A. Rams,.....	1/7/90
105	Rodney Hampton vs. Buffalo,.....	12/15/90
102**	Ottis Anderson vs. Buffalo,.....	1/27/91
104	Rodney Hampton vs. Clev.,.....	9/22/91
137	Rodney Hampton vs. Pho.,.....	10/6/91



# GIANTS SEASON LEADERS

## GIANTS RUSHING HONOR ROLL (CONTINUED)

### 100 YARDS OR MORE IN A GAME, CHRONOLOGICALLY

YDS	PLAYER	DATE OF GAME
140	Rodney Hampton vs. Hou.,	12/21/91
167	Rodney Hampton vs. Pho.,	10/11/92
138	Rodney Hampton at Wash.,	11/1/92
134	Rodney Hampton vs. TB.,	9/12/93
134	Rodney Hampton vs. Rams,	9/19/93
104	Lewis Tillman at Wash.,	10/10/93
169	Lewis Tillman vs. Phila.,	10/17/93
101	Rodney Hampton at Phila.,	11/21/93
173	Rodney Hampton vs. Ind.,	12/12/93
114	Rodney Hampton vs. Dallas,	1/2/94
161	Rodney Hampton vs. Minn.,	1/9/94
112	Rodney Hampton at Rams,	10/16/94
138	Rodney Hampton vs. Det.,	10/30/94
122	Rodney Hampton at Hou.,	11/21/94
106	Rodney Hampton at Wash.,	11/27/94
149	Rodney Hampton vs. N.O.,	9/24/95
187	Rodney Hampton at Dallas,	12/17/95
103	Tyrone Wheatley at Arizona,	10/12/97
114	Charles Way vs. Arizona,	11/16/97
114	Tiki Barber at Philadelphia,	12/7/97
108	Gary Brown vs. Arizona,	10/18/98
119	Gary Brown at Dallas,	11/8/98
124	Gary Brown at Arizona,	12/6/98
112	Gary Brown vs. Denver,	12/13/98
103	Gary Brown vs. Kansas City,	12/20/98
112	Gary Brown at Philadelphia,	12/27/98
111	Joe Montgomery vs. Jets,	12/5/99
144	Tiki Barber vs. Arizona,	9/3/00
108	Ron Dayne vs. Dallas,	10/15/00
111	Ron Dayne vs. New Orleans,	9/30/01
118	Tiki Barber at Arizona,	11/11/01
124	Tiki Barber vs. Oakland,	11/25/01
110	Tiki Barber at Dallas,	12/09/01
101	Tiki Barber vs. Jacksonville,	11/03/02
127	Tiki Barber at Minnesota,	11/10/02
147	Tiki Barber at Houston,	11/24/02
203	Tiki Barber vs. Philadelphia,	12/28/02
146	Tiki Barber vs. St. Louis,	9/7/03
126	Tiki Barber at Washington,	9/21/03
120	Tiki Barber vs. Atlanta,	11/9/03
111	Tiki Barber at Philadelphia,	11/16/03
125	Tiki Barber at Philadelphia,	9/12/04
106	Tiki Barber vs. Cleveland,	9/26/04
182	Tiki Barber at Green Bay,	10/3/04
122	Tiki Barber at Dallas,	10/10/04
101	Tiki Barber at Minnesota,	10/31/04
108	Tiki Barber at Arizona,	11/14/04
107	Tiki Barber vs. Atlanta,	11/21/04
110	Tiki Barber vs. Philadelphia,	11/28/04
109	Tiki Barber at Cincinnati,	12/26/04
128	Tiki Barber vs. St. Louis,	10/2/05
206	Tiki Barber vs. Washington,	10/30/05
112	Tiki Barber vs. Philadelphia,	11/20/05
151	Tiki Barber at Seattle,	11/27/05
115	Tiki Barber vs. Dallas,	12/4/05
124	Tiki Barber at Philadelphia,	12/11/05
220*	Tiki Barber vs. Kansas City,	12/17/05
203	Tiki Barber at Oakland,	12/31/05
110	Tiki Barber vs. Indianapolis,	9/10/06

YDS	PLAYER	DATE OF GAME
123	Tiki Barber vs. Washington,	10/08/06
185	Tiki Barber at Atlanta,	10/15/06
114	Tiki Barber at Dallas,	10/23/06
115	Tiki Barber vs. Houston,	11/5/06
141	Tiki Barber vs. Chicago,	11/12/06
112	Tiki Barber at Carolina,	12/10/06
234*	Tiki Barber at Washington,	12/30/06
137**	Tiki Barber at Philadelphia,	1/07/07
100	Brandon Jacobs vs. Jets,	10/7/07
107	Brandon Jacobs vs. San Francisco,	10/21/07
131	Brandon Jacobs at Miami,	10/28/07
154	Derrick Ward at Chicago,	12/2/07
130	Brandon Jacobs vs. Washington,	12/16/07
151	Ahmad Bradshaw at Buffalo,	12/23/07
143	Brandon Jacobs at Buffalo,	12/23/07
116	Brandon Jacobs vs. Washington,	9/4/08
136	Brandon Jacobs vs. Seattle,	10/5/08
101	Derrick Ward at Cleveland,	10/13/08
117	Brandon Jacobs vs. Dallas,	11/2/08
126	Brandon Jacobs at Philadelphia,	11/9/08
215	Derrick Ward vs. Carolina,	12/21/08
104	Ahmad Bradshaw at Tampa Bay,	9/27/09
110	Ahmad Bradshaw vs. Oakland,	10/4/09
129	Ahmad Bradshaw vs. Chicago,	10/3/10
133	Ahmad Bradshaw vs. Detroit,	10/17/10
126	Ahmad Bradshaw at Dallas,	10/25/10
103	Brandon Jacobs vs. Washington,	12/5/10
116	Brandon Jacobs at Minnesota,	12/13/10
103	Ahmad Bradshaw at Minnesota,	12/13/10
104	Ahmad Bradshaw vs. Buffalo,	10/16/11
101	Brandon Jacobs at Dallas,	12/11/11
113	Andre Brown at Carolina,	9/20/12
200	Ahmad Bradshaw vs. Cleveland,	10/7/12
116	Ahmad Bradshaw at San Francisco,	10/14/12
103	Ahmad Bradshaw at Washington,	12/3/12
100	David Wilson vs. New Orleans,	12/9/12
107	Ahmad Bradshaw vs. Philadelphia,	12/30/12
106	Brandon Jacobs at Chicago,	10/10/13
115	Andre Brown vs. Oakland,	11/10/13
127	Andre Brown vs. Dallas,	11/24/13
176	Rashad Jennings vs. Houston,	9/21/14
131	Andre Williams at Tennessee,	12/7/14
110	Andre Williams at St. Louis,	12/21/14
107	Rashad Jennings vs. Carolina,	12/20/15
170	Rashad Jennings vs. Philadelphia,	1/3/16
121	Paul Perkins at Washington,	1/1/17
117	Orleans Darkwa at Denver,	10/15/17
154	Orleans Darkwa vs. Washington,	12/31/17
106	Saquon Barkley vs. Jacksonville,	9/9/18
130	Saquon Barkley vs. Philadelphia,	10/11/18
142	Saquon Barkley vs. Tampa Bay,	11/18/18
101	Saquon Barkley at Philadelphia,	11/25/18
125	Saquon Barkley vs. Chicago,	12/2/18
170	Saquon Barkley at Washington,	12/9/18
109	Saquon Barkley vs. Dallas,	12/30/18
120	Saquon Barkley at Dallas,	9/8/19
107	Saquon Barkley vs. Buffalo,	9/15/19
112	Saquon Barkley vs. Miami,	12/15/19
135	Wayne Gallman Jr. at Seattle,	12/6/20

\* Team Record \*\*Postseason Game

# GIANTS SEASON LEADERS

## GIANTS PASSING HONOR ROLL

300 YARDS OR MORE IN A GAME, CHRONOLOGICALLY

YDS	PLAYER	DATE OF GAME
341	Paul Governali vs. Phil.,	11/9/47
363	Charlie Conerly at Pitt.,	12/5/48
357	Charlie Conerly at G.B.,	11/13/49
321	Charlie Conerly at Rams,	9/26/59
315	Y.A. Tittle at Wash.,	10/1/61
307	Y.A. Tittle vs. Phil.,	11/12/61
314	Y.A. Tittle vs. Pitt.,	11/19/61
332	Y.A. Tittle at Pitt.,	9/30/62
505	Y.A. Tittle vs. Wash.,	10/28/62
315	Y.A. Tittle at Dall.,	11/11/62
341	Y.A. Tittle vs. Dall.,	12/16/62
324	Y.A. Tittle at Wash.,	10/16/63
308	Y.A. Tittle vs. Pitt.,	12/15/63
348	Fran Tarkenton vs. N.O.,	10/8/67
325	Fran Tarkenton vs. St. Louis,	12/8/68
320	Fran Tarkenton vs. Wash.,	11/15/70
302	Fran Tarkenton at Pitt.,	11/21/71
372	Randy Johnson vs. Phil.,	12/19/71
348	Randy Johnson at St. Louis,	10/28/73
300	Phil Simms vs. S.F.,	10/14/79
351	Phil Simms vs. Dallas,	11/9/80
322	Phil Simms vs. G.B.,	11/16/80
324	Phil Simms vs. N.Orleans,	9/20/81
310	Scott Brunner vs. Atlanta,	9/12/82
326	Scott Brunner at St. Louis,	12/26/82
395	Scott Brunner vs. San Diego,	10/2/83
325	Jeff Rutledge vs. Dallas,	10/30/83
346	Scott Brunner at Raiders,	11/27/83
349	Jeff Rutledge vs. Seattle,	12/11/83
324	Jeff Rutledge at Wash.,	12/17/83
409	Phil Simms vs. Phila.,	9/2/84
347	Phil Simms at Wash.,	9/16/84
339	Phil Simms vs. Wash.,	10/28/84
343	Phil Simms vs. Kansas City,	11/25/84
432	Phil Simms vs. Dallas,	10/6/85
513*	Phil Simms at Cincinnati,	10/13/85
329	Phil Simms at Dallas,	12/15/85
300	Phil Simms vs. Dallas,	9/8/86
300	Phil Simms vs. San Diego,	9/14/86
310	Phil Simms at Minn.,	11/16/86
388	Phil Simms at S.F.,	12/1/86
359	Phil Simms at St. Louis,	12/13/87
309	Phil Simms vs. L.A. Rams,	9/25/88
324	Phil Simms at Phil.,	10/10/88
320	Phil Simms vs. Detroit,	10/16/88
326	Phil Simms at S.F.,	11/27/89
368	Jeff Hostetler at Dallas,	9/29/91
337	Phil Simms vs. Phoenix,	11/28/93
341	Kerry Collins vs. NY Jets,	12/5/99
316	Kerry Collins at Dallas,	1/2/00
350	Kerry Collins vs. Detroit,	11/19/00
333	Kerry Collins vs. Pitt.,	12/10/00
321	Kerry Collins vs. Jacksonville,	12/23/00
381	Kerry Collins vs. Minnesota,	1/14/01**
346	Kerry Collins at Wash.,	10/28/01
321	Kerry Collins at Minnesota,	11/19/01
338	Kerry Collins vs. Seattle,	12/23/01
303	Kerry Collins at Phil.,	12/30/01
386	Kerry Collins vs. G.B.,	1/06/02
342	Kerry Collins vs. San Francisco,	9/05/02
307	Kerry Collins at St. Louis,	9/15/02
300	Kerry Collins at Minnesota,	11/10/02
366	Kerry Collins at Indianapolis,	12/22/02
314	Kerry Collins at New England,	10/5/03
375	Kerry Collins at Minnesota,	10/26/03
303	Kerry Collins at Jets,	11/2/03
352	Eli Manning at San Diego,	9/25/05
344	Eli Manning at Seattle,	11/27/05

YDS	PLAYER	DATE OF GAME
312	Eli Manning at Philadelphia,	12/11/05
371	Eli Manning at Philadelphia,	9/17/06
312	Eli Manning at Dallas,	9/9/07
303	Eli Manning at Atlanta,	10/15/07
305	Eli Manning at Washington,	11/30/08
330	Eli Manning at Dallas,	9/20/09
384	Eli Manning vs. Atlanta,	11/22/09
391	Eli Manning vs. Philadelphia,	12/13/09
386	Eli Manning vs. Tennessee,	9/26/10
306	Eli Manning at Dallas,	10/25/10
373	Eli Manning vs. Dallas,	11/14/10
301	Eli Manning at Green Bay,	12/26/10
321	Eli Manning at Arizona,	10/2/11
420	Eli Manning vs. Seattle,	10/9/11
349	Eli Manning vs. Miami,	10/30/11
311	Eli Manning at San Francisco,	11/13/11
406	Eli Manning at New Orleans,	11/28/11
347	Eli Manning vs. Green Bay,	12/4/11
400	Eli Manning at Dallas,	12/11/11
346	Eli Manning vs. Dallas,	1/1/12
330**	Eli Manning at Green Bay,	1/15/12
316**	Eli Manning at San Francisco,	1/22/12
510	Eli Manning vs. Tampa Bay,	9/16/12
309	Eli Manning at Philadelphia,	9/30/12
337	Eli Manning vs. Washington,	10/21/12
450	Eli Manning at Dallas,	9/8/13
362	Eli Manning vs. Denver,	9/15/13
334	Eli Manning vs. Philadelphia,	10/6/13
300	Eli Manning at Washington,	9/25/14
359	Eli Manning vs. Indianapolis,	11/3/14
338	Eli Manning vs. Dallas,	11/23/14
391	Eli Manning at St. Louis,	12/21/14
429	Eli Manning vs. Philadelphia,	12/28/14
441	Eli Manning vs. San Francisco,	10/11/15
350	Eli Manning at New Orleans,	11/1/15
361	Eli Manning vs. New England,	11/15/15
321	Eli Manning at Washington,	11/29/15
337	Eli Manning at Miami,	12/14/15
302	Eli Manning vs. Philadelphia,	1/3/16
368	Eli Manning vs. New Orleans,	9/18/16
350	Eli Manning vs. Washington,	9/25/16
403	Eli Manning vs. Baltimore,	10/16/16
356	Eli Manning at Philadelphia,	12/22/16
366	Eli Manning at Philadelphia,	9/24/17
434	Eli Manning vs. Philadelphia,	12/17/17
326	Eli Manning at Carolina,	10/7/18
399	Eli Manning at Atlanta,	10/22/18
316	Eli Manning vs. Washington,	10/28/18
309	Eli Manning at Indianapolis,	12/23/18
301	Eli Manning vs. Dallas,	12/30/18
336	Daniel Jones at Tampa Bay,	9/22/19
332	Daniel Jones at Detroit,	10/27/19
308	Daniel Jones at Jets,	11/10/19
352	Daniel Jones at Washington,	12/22/19
301	Daniel Jones vs. Philadelphia,	12/29/19

\* Team Record

\*\*Postseason Game

# GIANTS SEASON LEADERS

## GIANTS RECEIVING HONOR ROLL

100 YARDS OR MORE IN A GAME, CHRONOLOGICALLY (SINCE 1960)

YDS	PLAYER	DATE OF GAME
135	Kyle Rote at St. Louis.....	10/2/60
116	Kyle Rote at Pittsburgh.....	10/9/60
124	Kyle Rote at Philadelphia.....	11/27/60
180	Bob Schnelker vs. Cleveland.....	12/18/60
105	Kyle Rote at Washington.....	10/1/61
103	Del Shofner at Washington.....	10/1/61
122	Del Shofner vs. Washington.....	11/5/61
137	Del Shofner vs. Philadelphia.....	11/12/61
129	Kyle Rote vs. Pittsburgh.....	11/19/61
100	Joe Walton at Philadelphia.....	12/10/61
135	Del Shofner at Philadelphia.....	9/23/62
101	Alex Webster at Pittsburgh.....	9/30/62
127	Frank Gifford vs. Washington.....	10/28/62
269*	Del Shofner vs. Washington.....	10/28/62
158	Del Shofner at Dallas.....	11/11/62
125	Del Shofner at Washington.....	11/25/62
155	Alex Webster vs. Dallas.....	12/16/62
101	Phil King at Baltimore.....	9/15/63
107	Del Shofner at Washington.....	10/6/63
105	Joe Walton vs. Dallas.....	10/20/63
108	Del Shofner at Cleveland.....	10/27/63
119	Del Shofner vs. Philadelphia.....	11/10/63
159	Del Shofner vs. San Francisco.....	11/17/63
106	Del Shofner vs. St. Louis.....	11/24/63
110	Del Shofner vs. Pittsburgh.....	12/15/63
122	Joe Morrison vs. St. Louis.....	11/1/64
121	Aaron Thomas vs. Minnesota.....	12/6/64
147	Joe Morrison vs. Cleveland.....	12/12/64
117	Aaron Thomas at Minnesota.....	10/9/65
145	Aaron Thomas vs. Philadelphia.....	10/17/65
102	Homer Jones vs. Philadelphia.....	10/17/65
118	Homer Jones at Cleveland.....	11/14/65
182	Homer Jones at Washington.....	12/12/65
173	Homer Jones at Pittsburgh.....	9/11/66
146	Homer Jones vs. Washington.....	10/16/1966
111	Homer Jones vs. Pittsburgh.....	12/11/66
131	Joe Morrison vs. Dallas.....	12/18/66
175	Homer Jones at St. Louis.....	9/17/67
196	Homer Jones at Washington.....	10/1/67
123	Aaron Thomas vs. New Orleans.....	10/8/67
125	Joe Morrison at Pittsburgh.....	10/15/67
110	Aaron Thomas vs. Cleveland.....	10/29/67
149	Homer Jones at Minnesota.....	11/5/67
125	Homer Jones vs. St. Louis.....	12/17/67
101	Homer Jones at Pittsburgh.....	9/15/68
179	Homer Jones vs. Washington.....	9/29/68
116	Homer Jones vs. New Orleans.....	10/6/68
108	Homer Jones at Atlanta.....	10/13/68
109	Joe Morrison vs. St. Louis.....	12/8/68

YDS	PLAYER	DATE OF GAME
142	Homer Jones vs. St. Louis.....	12/8/68
107	Aaron Thomas vs. Dallas.....	12/15/68
100	Homer Jones vs. Minnesota.....	9/21/69
127	Aaron Thomas at St. Louis.....	11/9/69
110	Homer Jones vs. St. Louis.....	12/7/69
134	Joe Morrison vs. Cleveland.....	12/21/69
110	Clifton McNeil vs. St. Louis.....	10/25/70
150	Bob Tucker vs. St. Louis.....	10/25/70
165	Tucker Frederickson vs. Washington.....	11/15/70
151	Rich Houston at Green Bay.....	9/19/71
111	Bobby Duhon at Dallas.....	10/11/71
108	Bob Tucker at Pittsburgh.....	11/21/71
160	Joe Morrison vs. Philadelphia.....	12/19/71
116	Bob Tucker vs. Philadelphia.....	12/19/71
175	Rich Houston vs. Dallas.....	9/24/72
100	Bob Tucker vs. Philadelphia.....	11/26/72
136	Bob Tucker vs. Philadelphia.....	9/23/73
137	Bob Grim at St. Louis.....	10/28/73
101	Ron Johnson at Washington.....	12/2/73
100	Walker Gillette vs. Philadelphia.....	12/8/74
100	Walker Gillette vs. St. Louis.....	10/25/75
105	Walker Gillette at Washington.....	9/12/76
132	Doug Kotar at St. Louis.....	10/3/76
102	Jimmy Robinson vs. Philadelphia.....	10/31/76
118	Jimmy Robinson at Atlanta.....	10/2/77
110	Johnny Perkins at Tampa Bay.....	9/2/78
100	Jimmy Robinson vs. Dallas.....	9/10/78
169	Earnest Gray vs. San Francisco.....	10/14/79
107	Earnest Gray at Kansas City.....	10/21/79
174	Earnest Gray at St. Louis.....	9/7/80
137	Mike Friede vs. Dallas.....	11/9/80
119	Earnest Gray vs. Green Bay.....	11/16/80
108	Mike Friede vs. Green Bay.....	11/16/80
114	Earnest Gray at Seattle.....	12/7/80
118	Johnny Perkins vs. New Orleans.....	9/20/81
101	Gary Shirk vs. New Orleans.....	9/20/81
129	Johnny Perkins at Dallas.....	9/27/81
126	Johnny Perkins at Atlanta.....	10/25/81
118**	Earnest Gray at San Francisco.....	1/3/82
121**	Johnny Perkins at San Francisco.....	1/3/82
102	Butch Woolfolk vs. Houston.....	12/5/82
148	Floyd Eddings vs. Philadelphia.....	12/11/82
124	Earnest Gray at Dallas.....	9/18/83
159	Earnest Gray vs. San Diego.....	10/2/83
111	Earnest Gray at Kansas City.....	10/16/83
135	Butch Woolfolk vs. Dallas.....	10/30/83
145	Earnest Gray vs. Washington.....	11/13/83
119	Byron Williams at L.A. Raiders.....	11/27/83
134	Earnest Gray at L.A. Raiders.....	11/27/83
103	Byron Williams vs. Seattle.....	12/11/83

# GIANTS SEASON LEADERS

## GIANTS RECEIVING HONOR ROLL [CONTINUED]

### 100 YARDS OR MORE IN A GAME, CHRONOLOGICALLY

YDS	PLAYER	DATE OF GAME
124	Byron Williams at Washington.....	12/17/83
137	Bobby Johnson vs. Philadelphia .....	9/2/84
167	Byron Williams vs. Philadelphia .....	9/2/1984
117	Bobby Johnson at Washington.....	9/16/84
112	Earnest Gray at L.A. Rams .....	9/30/84
120	Lionel Manuel at Atlanta .....	10/14/84
128	Earnest Gray vs. Washington .....	10/28/84
102	Lionel Manuel at Dallas .....	11/04/84
126	Zeke Mowatt vs. Kansas City .....	11/25/84
105	Lionel Manuel at Green Bay .....	9/15/85
129	Lionel Manuel vs. Dallas.....	10/6/85
104	Bobby Johnson vs. Dallas.....	10/6/85
111	Lionel Manuel at Cincinnati.....	10/13/85
176	Mark Bavaro at Cincinnati .....	10/13/85
128	Phil McConkey at Dallas .....	12/15/85
105	Bobby Johnson at Dallas .....	9/8/86
106	Mark Bavaro at L.A. Raiders.....	9/21/86
110	Mark Bavaro vs. New Orleans.....	9/28/86
116	Stacy Robinson at San Francisco.....	12/1/86
111	Mark Bavaro at Washington .....	12/7/86
151	Lionel Manuel at Dallas.....	11/2/87
105	Lionel Manuel at Philadelphia .....	11/15/87
102	Mark Bavaro at Philadelphia .....	11/15/87
100	Stephen Baker at New Orleans.....	11/22/87
133	Mark Bavaro vs. Philadelphia.....	12/6/87
137	Mark Bavaro at St. Louis .....	12/13/87
109	Mark Bavaro vs. Jets .....	12/27/87
142	Lionel Manuel at Dallas.....	9/18/88
103	Odessa Turner at Washington.....	10/2/88
148	Mark Bavaro at Philadelphia .....	10/10/88
104	Stephen Baker at Atlanta .....	10/23/88
106	Lionel Manuel vs. Dallas.....	11/6/88
134	Stephen Baker at New Orleans.....	11/27/88
126	Lionel Manuel vs. Philadelphia .....	12/3/89
109	Stephen Baker at Washington .....	10/14/90
142	Mark Ingram at Dallas .....	9/29/91
116	Mark Ingram at Cincinnati .....	12/1/91
109	Stephen Baker at Chicago .....	9/21/92
105	Ed McCaffrey at Dallas .....	11/26/92
124	Mike Sherrard at Washington.....	10/10/93
113	Mark Jackson vs. Phoenix .....	11/28/93
109	Mike Sherrard at Houston.....	11/21/94
101	Mike Sherrard at Cleveland .....	12/4/94
100	Chris Calloway at Kansas City .....	9/10/95
128	Mike Sherrard at Seattle .....	11/5/95
126	Thomas Lewis at Philadelphia .....	11/19/95
125	Thomas Lewis at Washington .....	10/20/96
108	Chris Calloway at Washington.....	10/20/96
145	Chris Calloway at Detroit .....	10/19/97

YDS	PLAYER	DATE OF GAME
100	Kevin Alexander vs. Cincinnati .....	10/26/97
141	Ike Hilliard at San Francisco .....	11/30/98
114	Ike Hilliard vs. Washington .....	9/19/99
105	Amani Toomer vs. Washington .....	9/19/99
123	Amani Toomer vs. Philadelphia .....	10/3/99
101	Ike Hilliard at Washington.....	11/21/99
181	Amani Toomer vs. Jets .....	12/5/99
121	Ike Hilliard vs. Jets .....	12/5/99
162	Amani Toomer at St. Louis .....	12/19/99
100	Tiki Barber at Dallas.....	1/2/00
108	Amani Toomer vs. Philadelphia .....	10/29/00
100	Amani Toomer at Cleveland .....	11/5/00
110	Ike Hilliard vs. St. Louis .....	11/12/00
108	Amani Toomer vs. Detroit.....	11/19/00
136	Amani Toomer vs. Pittsburgh .....	12/10/00
193	Amani Toomer vs. Jacksonville .....	12/23/00
155*	Ike Hilliard vs. Minnesota .....	1/14/01
109	Amani Toomer at Washington .....	10/28/01
106	Ike Hilliard at Minnesota.....	11/19/01
124	Amani Toomer vs. Seattle.....	12/23/01
105	Ike Hilliard vs. Seattle.....	12/23/01
134	Amani Toomer vs. San Francisco .....	9/05/02
100	Amani Toomer vs. Seattle.....	9/22/02
107	Ron Dixon at Minnesota .....	11/10/02
111	Jeremy Shockey vs. Washington .....	11/17/02
113	Amani Toomer at Houston.....	11/24/02
104	Amani Toomer vs. Tennessee .....	12/1/02
204	Amani Toomer at Indianapolis .....	12/22/02
116	Jeremy Shockey at Indianapolis .....	12/22/02
136**	Amani Toomer at San Francisco .....	1/5/03
126	Amani Toomer vs. Dallas.....	9/15/03
110	Jeremy Shockey vs. Miami .....	10/5/03
100	Ike Hilliard at Minnesota.....	10/26/03
127	Amani Toomer at Jets.....	11/2/03
106	David Tyree at Philadelphia .....	11/16/03
110	Amani Toomer vs. Buffalo .....	11/30/03
126	Amani Toomer vs. Cleveland .....	9/26/04
102	Tiki Barber vs. Detroit.....	10/24/04
100	Amani Toomer at Arizona .....	11/14/04
102	Jamaar Taylor vs. Philadelphia .....	11/28/04
101	Jeremy Shockey at San Diego.....	9/25/05
204	Plaxico Burress vs. St. Louis .....	10/2/05
129	Jeremy Shockey at Dallas .....	10/16/05
111	Tiki Barber vs. Minnesota .....	11/13/05
113	Plaxico Burress vs. Philadelphia .....	11/20/05
127	Jeremy Shockey at Seattle .....	11/27/05
109	Plaxico Burress at Seattle .....	11/27/05
107	Jeremy Shockey at Philadelphia.....	12/11/05

\* Team Record

\*\* Postseason Game

# GIANTS SEASON LEADERS

## GIANTS RECEIVING HONOR ROLL (CONTINUED)

### 100 YARDS OR MORE IN A GAME, CHRONOLOGICALLY

YDS	PLAYER	DATE OF GAME
128	Plaxico Burress at Oakland.....	12/31/05
137	Amani Toomer at Philadelphia .....	9/17/06
114	Plaxico Burress at Philadelphia .....	9/17/06
120	Plaxico Burress vs. Philadelphia .....	12/17/06
144	Plaxico Burress at Dallas .....	9/9/07
124	Plaxico Burress vs. Jets.....	10/7/07
129	Jeremy Shockey vs. Dallas .....	11/11/07
136	Plaxico Burress at Philadelphia .....	12/9/07
151*	Plaxico Burress at Green Bay.....	1/20/08
133	Plaxico Burress vs. Washington.....	9/4/08
102	Domenik Hixon vs. Seattle.....	10/5/08
150	Mario Manningham at Dallas.....	9/20/09
134	Steve Smith at Dallas.....	9/20/09
134	Steve Smith at Kansas City .....	10/4/09
114	Hakeem Nicks at New Orleans .....	10/18/09
126	Mario Manningham vs. Atlanta .....	11/22/09
110	Steve Smith vs. Dallas.....	12/6/09
110	Hakeem Nicks vs. Philadelphia .....	12/13/09
103	Steve Smith vs. Tennessee .....	9/26/10
110	Hakeem Nicks vs. Chicago.....	10/3/10
130	Hakeem Nicks at Houston .....	10/10/10
108	Hakeem Nicks at Dallas.....	10/25/10
101	Steve Smith at Dallas.....	10/25/10
128	Hakeem Nicks at Seattle.....	1/7/10
113	Mario Manningham vs. Philadelphia ...	12/19/10
132	Mario Manningham at Green Bay .....	12/26/10
101	Mario Manningham at Washington .....	1/2/11
122	Hakeem Nicks at Washington .....	9/11/11
110	Victor Cruz at Philadelphia .....	9/25/11
162	Hakeem Nicks at Arizona .....	10/2/11
161	Victor Cruz vs. Seattle.....	10/9/11
128	Victor Cruz vs. Philadelphia.....	11/20/11
157	Victor Cruz at New Orleans .....	11/28/11
119	Victor Cruz vs. Green Bay.....	12/4/11
163	Hakeem Nicks at Dallas .....	12/11/11
164	Victor Cruz at Jets.....	12/24/11
178	Victor Cruz vs. Dallas .....	1/1/12
115**	Hakeem Nicks vs. Atlanta .....	1/8/12
165**	Hakeem Nicks at Green Bay .....	1/15/12
142**	Victor Cruz at San Francisco .....	1/22/12
109**	Hakeem Nicks vs. New England .....	2/5/12
179	Victor Cruz vs. Tampa Bay.....	9/16/12
199	Hakeem Nicks vs. Tampa Bay .....	9/16/12
138	Ramses Barden at Carolina.....	9/20/12
109	Victor Cruz at Philadelphia .....	9/30/12
131	Victor Cruz vs. Washington .....	10/21/12
104	Victor Cruz at Washington .....	12/3/12
121	Victor Cruz vs. New Orleans.....	12/9/12
118	Victor Cruz at Dallas .....	9/8/13
114	Hakeem Nicks at Dallas .....	9/8/13
101	Rueben Randle at Dallas .....	9/8/13
118	Victor Cruz vs. Denver .....	9/15/13

YDS	PLAYER	DATE OF GAME
164	Victor Cruz at Kansas City.....	9/29/13
142	Hakeem Nicks vs. Philadelphia.....	10/6/13
110	Victor Cruz vs. Green Bay .....	11/17/13
135	Hakeem Nicks at San Diego .....	12/8/13
107	Victor Cruz vs. Houston .....	9/21/14
108	Victor Cruz at Washington.....	9/25/14
156	Odell Beckham Jr. vs. Indianapolis.....	11/3/14
108	Odell Beckham Jr. at Seattle.....	11/9/14
112	Rueben Randle vs. San Francisco.....	11/16/14
146	Odell Beckham Jr. vs. Dallas .....	11/23/14
130	Odell Beckham Jr. at Tennessee.....	12/7/14
143	Odell Beckham Jr. vs. Washington .....	12/14/14
148	Odell Beckham Jr. at St. Louis .....	12/21/14
132	Rueben Randle at St. Louis.....	12/21/14
185	Odell Beckham Jr. vs. Philadelphia .....	12/28/14
158	Rueben Randle vs. Philadelphia.....	12/28/14
146	Odell Beckham Jr. vs. Atlanta .....	9/20/15
116	Rueben Randle vs. Washington.....	9/24/15
121	Odell Beckham Jr. vs. San Francisco .....	10/11/15
130	Odell Beckham Jr. at New Orleans .....	11/1/15
105	Odell Beckham Jr. at Tampa Bay .....	11/8/15
104	Odell Beckham Jr. vs. New England.....	11/15/15
142	Odell Beckham Jr. at Washington .....	11/29/14
149	Odell Beckham Jr. vs. Jets.....	12/6/15
166	Odell Beckham Jr. at Miami .....	12/14/15
117	<b>Sterling Shepard vs. New Orleans 09/18/16</b>	
121	Odell Beckham Jr. vs. Washington .....	09/25/16
222	Odell Beckham Jr. vs. Baltimore .....	10/16/16
100	Odell Beckham Jr. at Pittsburgh .....	12/4/16
150	Odell Beckham Jr. at Philadelphia .....	12/22/16
142	<b>Sterling Shepard at San Francisco.. 11/5/17</b>	
139	<b>Sterling Shepard vs. Philadelphia 12/17/17</b>	
111	Odell Beckham Jr. vs. Jacksonville .....	9/9/18
109	Odell Beckham Jr. at Houston.....	9/23/18
131	Odell Beckham Jr. at Carolina .....	10/7/18
143	Odell Beckham Jr. at Atlanta .....	10/22/18
167	<b>Sterling Shepard at Atlanta..... 10/22/18</b>	
136	Odell Beckham Jr. vs. Washington .....	10/28/18
113	<b>Sterling Shepard at Indianapolis.. 12/23/18</b>	
116	<b>Evan Engram at Dallas .....</b>	<b>9/8/19</b>
100	<b>Sterling Shepard vs. Tampa Bay..... 9/22/19</b>	
113	<b>Evan Engram vs. Tampa Bay .....</b>	<b>9/22/19</b>
102	Golden Tate at New England .....	10/10/19
121	<b>Darius Slayton at Jets..... 11/10/19</b>	
154	<b>Darius Slayton at Philadelphia .....</b>	<b>12/9/19</b>
111	<b>Sterling Shepard vs. Miami .....</b>	<b>12/15/19</b>
102	<b>Darius Slayton vs. Pittsburgh .....</b>	<b>9/14/20</b>
129	<b>Darius Slayton at Dallas..... 10/11/20</b>	
129	<b>Evan Engram at Cincinnati .....</b>	<b>11/29/20</b>
112	<b>Sterling Shepard vs. Dallas .....</b>	<b>1/2/21</b>
113	<b>Sterling Shepard vs. Denver .....</b>	<b>9/12/21</b>

\* Team Record

\*\* Postseason Game

# GIANTS SEASON LEADERS

## SCORING

YEAR	PLAYER	TD	PAT	FG	PTS
1925	Jack McBride	2	7	2	25
1925	Jack McBride	2	7	2	25
1926	Jack McBride	5	15	1	48
1927	Jack McBride	6	15	2	57
1928	Henry Haines	5	0	0	30
1929	Len Sedbrook	11	0	0	66
1930	Bennie Friedman	7	12	1	57
1931	Hap Moran	4	8	1	35
1932	Ray Flaherty	5	0	0	30
1933	Ken Strong	6	13	5	64
1934	Ken Strong	6	8	4	56
1935	Dale Burnett	6	0	0	36
1936	Tillie Manton	1	15	0	21
1937	Ward Cuff	4	0	2	30
1938	Ward Cuff	2	18	5	45
1939	Ward Cuff	2	6	7	39
1940	Ward Cuff	2	9	5	36
1941	Ward Cuff	2	19	5	46
1942	Ward Cuff	2	18	3	39
1943	Bill Paschal	12	0	0	72
1944	Bill Paschal	9	0	0	54
1945	Frank Liebel	10	0	0	60
1946	Ken Strong	0	32	4	44
1947	Ken Strong	0	24	2	30
1948	Bill Swiacki	10	0	0	60
1949	Gene Roberts	17	0	0	102
1950	Ray Poole	0	30	5	45
1951	Ray Poole	0	30	12	66
1952	Ray Poole	0	26	10	56
1953	Frank Gifford	7	2	1	47
1954	Ben Agajanian	0	35	13	74
1955	Ben Agajanian	0	32	10	62
1956	Frank Gifford	9	8	1	65
1957	Ben Agajanian	0	32	10	62
1958	Pat Summerall	0	28	12	64
1959	Pat Summerall	0	30	20	90
1960	Pat Summerall	0	32	13	71
1961	Pat Summerall	0	46	14	88
1962	Don Chandler	0	*47	19	104
1963	Don Chandler	0	52	18	106
1964	Don Chandler	0	27	9	54
1965	Tucker Frederickson	6	0	0	36
	Homer Jones	6	0	0	36
1966	Pete Gogolak	0	29	16	77
1967	Homer Jones	14	0	0	84
1968	Pete Gogolak	0	36	14	78
1969	Pete Gogolak	0	33	11	66
	Joe Morrison	11	0	0	66
1970	Pete Gogolak	0	32	25	107
1971	Pete Gogolak	0	30	6	48
1972	Pete Gogolak	0	34	21	97

YEAR	PLAYER	TD	PAT	FG	PTS
1973	Pete Gogolak	0	25	17	76
1974	Pete Gogolak	0	21	10	51
1975	George Hunt	0	24	6	42
1976	Joe Danelo	0	20	8	44
1977	Joe Danelo	0	19	14	61
1978	Joe Danelo	0	27	21	90
1979	Billy Taylor	11	0	0	66
1980	Joe Danelo	0	27	16	75
1981	Joe Danelo	0	31	24	103
1982	Joe Danelo	0	18	12	54
1983	Ali Haji-Sheikh	0	22	*35	127
1984	Ali Haji-Sheikh	0	32	17	83
1985	Joe Morris	21	0	0	126
1986	Raul Allegre	0	33	24	105
1987	Raul Allegre	0	25	17	76
1988	Paul McFadden	0	25	14	67
1989	Ottis Anderson	14	0	0	84
1990	Matt Bahr	0	29	17	80
1991	Matt Bahr	0	24	22	90
1992	Rodney Hampton	14	0	0	84
1993	David Treadwell	0	28	25	103
1994	David Treadwell	0	22	11	55
1995	Brad Daluiso	0	28	20	88
1996	Brad Daluiso	0	22	24	94
1997	Brad Daluiso	0	27	22	93
1998	Brad Daluiso	0	32	21	95
1999	Carey Blanchard	0	19	18	73
2000	Brad Daluiso	0	34	17	85
2001	Morten Andersen	0	29	23	98
2002	Matt Bryant	0	30	26	108
2003	Matt Bryant	0	17	11	50
2004	Steve Christie	0	33	22	99
2005	Jay Feely	0	43	*35	*148
2006	Jay Feely	0	38	23	107
2007	Lawrence Tynes	0	40	23	109
2008	John Carney	0	38	35	143
2009	Lawrence Tynes	0	45	27	126
2010	Lawrence Tynes	0	43	19	100
2011	Lawrence Tynes	0	43	19	100
2012	Lawrence Tynes	0	46	33	145
2013	Josh Brown	0	31	23	100
2014	Josh Brown	0	44	24	116
2015	Josh Brown	0	44	30	134
2016	Odell Beckham Jr.	10	0	0	60
2017	Aldrick Rosas	0	20	18	74
2018	Aldrick Rosas	0	31	32	127
2019	Aldrick Rosas	0	33	11	66
2020	Graham Gano	0	21	31	114
2021	Graham Gano	0	3	7	24

\*Single Season Club Record



# GIANTS SEASON LEADERS

## RUSHING

YEAR	PLAYER.....	YDS	....ATT	... TD
1932	John McBride.....	302	84	1
1933	Harry Newman.....	437	130	3
1934	Harry Newman.....	483	141	3
1935	Elvin Richards.....	449	153	4
1936	Tuffy Leemans.....	830	206	2
1937	Hank Soar.....	442	120	2
1938	Tuffy Leemans.....	463	121	4
1939	Tuffy Leemans.....	429	128	3
1940	Tuffy Leemans.....	474	132	1
1941	Tuffy Leemans.....	332	100	4
1942	Merle Hapes.....	363	95	3
1943	Bill Paschal.....	572	147	10
1944	Bill Paschal.....	737	196	9
1945	Bill Paschal.....	247	59	2
1946	Frank Filchok.....	371	98	2
1947	Gene Roberts.....	296	86	1
1948	Gene Roberts.....	491	145	0
1949	Gene Roberts.....	634	152	9
1950	Eddie Price.....	703	126	4
1951	Eddie Price.....	971	271	7
1952	Eddie Price.....	748	183	5
1953	Sonny Grandelius.....	278	108	1
1954	Eddie Price.....	555	135	2
1955	Alex Webster.....	634	128	5
1956	Frank Gifford.....	819	159	5
1957	Frank Gifford.....	528	136	5
1958	Frank Gifford.....	468	115	8
1959	Frank Gifford.....	540	106	3
1960	Mel Triplett.....	573	124	4
1961	Alex Webster.....	928	196	2
1962	Alex Webster.....	743	207	5
1963	Phil King.....	613	161	3
1964	Ernie Wheelwright.....	402	100	0
1965	Tucker Frederickson.....	659	195	5
1966	Chuck Mercein.....	327	94	0
1967	Ernie Koy.....	704	146	4
1968	Tucker Frederickson.....	486	142	1
1969	Joe Morrison.....	387	107	4
1970	Ron Johnson.....	1,027	263	8
1971	Bobby Duhan.....	344	93	1
1972	Ron Johnson.....	1,182	298	9
1973	Ron Johnson.....	902	260	6
1974	Joe Dawkins.....	561	156	2

YEAR	PLAYER.....	YDS	....ATT	... TD
1975	Joe Dawkins.....	438	129	2
1976	Doug Kotar.....	731	185	3
1977	Bob Hammond.....	577	154	3
1978	Doug Kotar.....	625	149	1
1979	Billy Taylor.....	700	198	7
1980	Billy Taylor.....	580	147	4
1981	Rob Carpenter.....	748	190	5
1982	Butch Woolfolk.....	439	112	2
1983	Butch Woolfolk.....	857	246	2
1984	Rob Carpenter.....	795	250	7
1985	Joe Morris.....	1,336	294	*21
1986	Joe Morris.....	1,516	341	14
1987	Joe Morris.....	658	193	3
1988	Joe Morris.....	1,083	307	5
1989	Ottis Anderson.....	1,023	325	14
1990	Ottis Anderson.....	784	225	11
1991	Rodney Hampton.....	1,059	256	10
1992	Rodney Hampton.....	1,141	247	14
1993	Rodney Hampton.....	1,077	292	5
1994	Rodney Hampton.....	1,075	327	6
1995	Rodney Hampton.....	1,182	306	10
1996	Rodney Hampton.....	827	254	1
1997	Charles Way.....	698	151	4
1998	Gary Brown.....	1,063	247	5
1999	Joe Montgomery.....	348	115	3
2000	Tiki Barber.....	1,006	213	8
2001	Tiki Barber.....	865	166	4
2002	Tiki Barber.....	1,387	304	11
2003	Tiki Barber.....	1,216	278	2
2004	Tiki Barber.....	1,518	322	13
2005	Tiki Barber.....	*1,860	*357	9
2006	Tiki Barber.....	1,662	327	5
2007	Brandon Jacobs.....	1,009	202	4
2008	Brandon Jacobs.....	1,089	219	15
2009	Brandon Jacobs.....	835	224	5
2010	Ahmad Bradshaw.....	1,235	276	8
2011	Ahmad Bradshaw.....	659	171	9
2012	Ahmad Bradshaw.....	1,015	221	6
2013	Andre Brown.....	492	139	3
2014	Andre Williams.....	721	217	7
2015	Rashad Jennings.....	863	195	3
2016	Rashad Jennings.....	593	181	3
2017	Orleans Darkwa.....	751	171	5
2018	Saquon Barkley.....	1,307	261	11
2019	Saquon Barkley.....	911	200	5
2020	Wayne Gallman Jr.....	682	147	6
2021	Daniel Jones.....	161	23	2

\*Single Season Club Record

# GIANTS SEASON LEADERS

## PASSING

YEAR	PLAYER	ATT	COMP	YDS	TD	INT
1932	John McBride	74	36	363	6	9
1933	Harry Newman	136	53	973	11	17
1934	Harry Newman	93	35	391	1	12
1935	Ed Danowski	113	57	794	10	9
1936	Ed Danowski	104	47	515	5	10
1937	Ed Danowski	134	66	814	8	5
1938	Ed Danowski	129	70	848	7	8
1939	Ed Danowski	101	42	437	3	6
1940	Ed Miller	73	35	505	4	7
1941	Tuffy Leemans	66	31	475	4	5
1942	Tuffy Leemans	69	35	555	7	4
1943	Tuffy Leemans	87	37	360	5	5
1944	Arnie Herber	86	36	651	6	8
1945	Arnie Herber	80	35	641	9	8
1946	Frank Filchock	169	87	1,262	12	*25
1947	Paul Gornall	197	85	1,461	14	16
1948	Charlie Conerly	299	162	2,175	22	13
1949	Charlie Conerly	305	152	2,138	17	20
1950	Charlie Conerly	132	56	1,000	8	7
1951	Charlie Conerly	189	93	1,277	10	22
1952	Charlie Conerly	169	82	1,090	13	10
1953	Charlie Conerly	303	143	1,711	13	*25
1954	Charlie Conerly	210	103	1,439	17	11
1955	Charlie Conerly	202	98	1,310	13	13
1956	Charlie Conerly	174	90	1,143	10	7
1957	Charlie Conerly	232	128	1,712	11	11
1958	Charlie Conerly	184	88	1,199	10	9
1959	Charlie Conerly	194	113	1,706	14	4
1960	George Shaw	155	76	1,263	11	13
1961	Y.A. Tittle	285	163	2,272	17	12
1962	Y.A. Tittle	375	200	3,224	33	20
1963	Y.A. Tittle	367	221	3,145	*36	14
1964	Y.A. Tittle	281	147	1,798	10	22
1965	Earl Morrall	302	155	2,446	22	12
1966	Gary Wood	170	81	1,142	6	13
1967	Fran Tarkenton	377	204	3,088	29	19
1968	Fran Tarkenton	337	182	2,555	21	12
1969	Fran Tarkenton	409	220	2,918	23	8
1970	Fran Tarkenton	389	219	2,777	19	12
1971	Fran Tarkenton	386	226	2,567	11	21
1972	Norm Snead	325	196	2,307	17	12
1973	Norm Snead	235	131	1,483	7	8
1974	Craig Morton	237	122	1,510	9	13

YEAR	PLAYER	ATT	COMP	YDS	TD	INT
1975	Craig Morton	363	186	2,359	11	16
1976	Craig Morton	284	153	1,865	9	20
1977	Joe Pisarcik	241	103	1,346	4	14
1978	Joe Pisarcik	301	143	2,096	12	23
1979	Phil Simms	265	134	1,743	13	14
1980	Phil Simms	402	193	2,321	15	19
1981	Phil Simms	316	172	2,031	11	9
1982	Scott Brunner	298	161	2,017	10	9
1983	Scott Brunner	386	190	2,516	9	22
1984	Phil Simms	*533	*286	4,044	22	18
1985	Phil Simms	495	275	3,829	22	20
1986	Phil Simms	468	259	3,487	21	22
1987	Phil Simms	282	163	2,230	17	9
1988	Phil Simms	479	263	3,359	21	11
1989	Phil Simms	405	228	3,061	14	14
1990	Phil Simms	311	184	2,284	15	4
1991	Jeff Hostetler	285	179	2,032	5	4
1992	Jeff Hostetler	192	103	1,225	8	3
1993	Phil Simms	400	247	3,838	15	9
1994	Dave Brown	350	201	2,536	12	16
1995	Dave Brown	456	254	2,814	11	10
1996	Dave Brown	398	214	2,412	12	20
1997	Danny Kanell	294	156	1,740	11	9
1998	Danny Kanell	299	160	1,603	11	10
1999	Kerry Collins	332	191	2,316	8	11
2000	Kerry Collins	529	311	3,610	22	13
2001	Kerry Collins	568	327	3,764	19	16
2002	Kerry Collins	545	335	4,073	19	14
2003	Kerry Collins	500	284	3,110	13	16
2004	Kurt Warner	277	174	2,054	6	4
2005	Eli Manning	557	294	3,762	24	17
2006	Eli Manning	522	301	3,244	24	18
2007	Eli Manning	529	297	3,336	23	20
2008	Eli Manning	479	289	3,238	21	10
2009	Eli Manning	509	317	4,021	27	14
2010	Eli Manning	539	339	4,002	31	*25
2011	Eli Manning	*589	*359	*4,933	29	16
2012	Eli Manning	536	323	3,948	26	15
2013	Eli Manning	551	317	3,818	18	*27
2014	Eli Manning	*601	*379	*4,410	30	14
2015	Eli Manning	*618	*387	*4,432	35	14
2016	Eli Manning	598	377	4,027	26	16
2017	Eli Manning	571	352	3,468	19	13
2018	Eli Manning	576	380	4,299	21	11
2019	Daniel Jones	459	284	3,027	24	12
2020	Daniel Jones	448	280	2,943	11	10
2021	Daniel Jones	104	68	782	2	0

\*Single Season Club Record



# GIANTS SEASON LEADERS

## RECEIVING

YEAR	PLAYER	NO.	YDS	TD
1932	Ray Flaherty	21	350	5
1933	Dale Burnett	12	212	3
1934	Morris Badgro	16	206	1
1935	Tod Goodwin	26	432	4
1936	Dale Burnett	16	246	3
1937	Tuffy Leemans	11	157	1
1938	Hank Soar	13	164	2
	Dale Burnett	13	145	1
1939	Hank Soar	12	134	0
1940	Leland Shaffer	15	121	2
1941	Ward Cuff	19	317	2
1942	Ward Cuff	16	267	2
1943	Bill Walls	14	231	2
1944	O'Neal Adams	14	342	1
1945	Frank Liebel	22	593	10
1946	Ray Poole	24	307	3
1947	Ray Poole	23	395	4
1948	Bill Swiacki	39	550	10
1949	Bill Swiacki	47	652	4
1950	Bill Swiacki	20	280	3
1951	Joe Scott	23	356	2
1952	Bill Stribling	26	399	5
1953	Kyle Rote	26	440	5
	Eddie Price	26	233	1
1954	Bob Schnelker	30	550	8
1955	Frank Gifford	33	437	4
1956	Frank Gifford	51	603	4
1957	Frank Gifford	41	588	4
1958	Frank Gifford	29	330	2
1959	Frank Gifford	42	768	4
1960	Kyle Rote	42	750	2
1961	Del Shofner	68	1,125	11
1962*	Del Shofner	53	1,133	12
1963	Del Shofner	64	1,181	9
1964	Aaron Thomas	43	624	6
1965	Joe Morrison	41	574	4
1966	Homer Jones	48	1,044	8
1967	Aaron Thomas	51	877	9
1968	Homer Jones	45	1,057	7
1969	Joe Morrison	44	647	7
1970	Clifton McNeil	50	764	4
1971	Bob Tucker	59	791	4
1972	Bob Tucker	55	764	4
1973	Bob Tucker	50	681	5
1974	Joe Dawkins	46	332	3
1975	Walker Gillette	43	600	2
1976	Bob Tucker	42	498	1
1977	Jim Robinson	22	422	1
1978	Jim Robinson	32	620	2
	Johnny Perkins	32	514	3

YEAR	PLAYER	NO.	YDS	TD
1979	Gary Shirk	31	471	2
1980	Earnest Gray	52	777	10
1981	Johnny Perkins	51	858	6
1982	Tom Mullady	27	287	0
1983	Earnest Gray	78	1,139	5
1984	Zeke Mowatt	48	698	7
	Bob Johnson	48	795	6
1985	Lionel Manuel	49	859	6
1986	Mark Bavaro	66	1,001	4
1987	Mark Bavaro	55	867	8
1988	Lionel Manuel	65	1,029	4
1989	Odessa Turner	38	467	4
1990	David Meggett	39	410	1
1991	Mark Ingram	51	824	3
1992	Ed McCaffrey	49	610	5
1993	Mark Jackson	58	708	4
1994	Mike Sherrard	53	825	6
1995	Chris Calloway	56	796	3
1996	Chris Calloway	53	739	4
	Thomas Lewis	53	694	4
1997	Chris Calloway	58	849	8
1998	Chris Calloway	62	812	6
1999	Amani Toomer	79	1,183	6
2000	Amani Toomer	78	1,094	7
2001	Amani Toomer	72	1,054	5
	Tiki Barber	72	577	0
2002	Amani Toomer	82	1,343	8
2003	Tiki Barber	69	461	1
2004	Jeremy Shockey	61	666	6
2005	Plaxico Burress	76	1,214	7
2006	Jeremy Shockey	66	623	7
2007	Plaxico Burress	70	1,025	12
2008	Steve Smith	57	574	1
2009	Steve Smith	*107	1,220	7
2010	Hakeem Nicks	79	1,052	11
2011	Victor Cruz	82	*1,536	9
2012	Victor Cruz	86	1,092	10
2013	Victor Cruz	73	998	4
2014	Odell Beckham Jr.	91	1,305	12
2015	Odell Beckham Jr.	96	1,450	**13
2016	Odell Beckham Jr.	102	1,367	10
2017	Evan Engram	64	722	6
2018	Saquon Barkley	91	721	4
2019	Sterling Shepard	52	537	3
2020	Evan Engram	66	656	3
2021	Sterling Shepard	18	223	1

\* Single Season Club Record

\*\*\*Tied Single Season Club Record

# GIANTS SEASON LEADERS

## INTERCEPTIONS

YEAR	PLAYER	NO	YDS
1940	Doug Oldershaw	4	48
	Leland Shaffer	4	14
1941	Ward Cuff	4	152
	George Franck	4	94
1942	Merle Hapes	3	49
	Hank Soar	3	31
1943	Dave Brown	6	64
1944	Howard Livingston	9	172
1945	Howard Livingston	3	65
1946	Frank Liebel	5	117
1947	Frank Reagan	10	203
1948	Frank Reagan	9	145
1949	Emlen Tunnell	10	251
1950	Otto Schnellbacher	8	99
1951	Otto Schnellbacher	*11	194
1952	Tom Landry	8	99
1953	Emlen Tunnell	6	117
1954	Emlen Tunnell	8	108
	Tom Landry	8	71
1955	Emlen Tunnell	7	76
1956	Emlen Tunnell	6	87
1957	Emlen Tunnell	6	87
1958	Jim Patton	*11	183
1959	Dick Nolan	5	57
	Lindon Crow	5	54
	Jim Patton	5	13
1960	Jim Patton	6	100
1961	Dick Lynch	9	60
1962	Jim Patton	7	125
1963	Dick Lynch	9	*251
1964	Dick Lynch	4	68
1965	Carl Lockhart	4	117
	Dick Lynch	4	38
1966	Carl Lockhart	6	20
1967	Carl Lockhart	5	38
1968	Willie Williams	10	103
1969	Bruce Maher	5	112
1970	Willie Williams	6	114
1971	Willie Williams	5	58
1972	Carl Lockhart	4	56
	Willie Williams	4	42
	Richmond Flowers	4	30
	Pete Athis	4	11
1973	Pete Athis	5	52
1974	Chuck Crist	3	20
1975	Bobby Brooks	4	38
1976	Rick Volk	2	14
	Brad Van Pelt	2	13
	Jim Steinke	2	0
1977	Bill Bryant	3	54
1978	Terry Jackson	7	115
1979	Brian Kelley	3	41
	Harry Carson	3	28
	Terry Jackson	3	10
1980	Mike Dennis	5	68
1981	Beasley Reece	4	84
YEAR	PLAYER	NO	YDS
1982	Terry Jackson	4	75

1983	Terry Jackson	6	20
1984	Mark Haynes	7	90
1985	Elvis Patterson	6	88
1986	Terry Kinard	4	52
	Perry Williams	4	31
1987	Terry Kinard	5	163
1988	Sheldon White	4	70
1989	Terry Kinard	5	135
1990	Everson Walls	6	80
1991	Mark Collins	4	77
	Everson Walls	4	7
1992	Greg Jackson	4	71
1993	Mark Collins	4	77
	Greg Jackson	4	32
1994	John Booty	3	95
	Phillippi Sparks	3	4
1995	Vencie Glenn	5	91
	Phillippi Sparks	5	11
1996	Jason Sehorn	5	61
1997	Jason Sehorn	6	74
1998	Percy Ellsworth	5	92
1999	Percy Ellsworth	6	80
2000	Emmanuel McDaniel	6	30
2001	Will Allen	4	27
2002	Jason Sehorn	2	31
2002	William Peterson	2	1
2002	Shaun Williams	2	-2
2003	Frank Walker	2	74
	Ralph Brown	2	51
	Will Allen	2	23
	Johnnie Harris	2	3
2004	Gibril Wilson	3	39
	Brent Alexander	3	3
2005	Brent Alexander	4	45
2006	Kevin Dockery	2	100
	R.W. McQuarters	2	67
	Mathias Kiwaniuka	2	44
	Will Dumps	2	30
	Sam Madison	2	28
	Gibril Wilson	2	25
	Fred Robbins	2	12
2007	Sam Madison	4	59
	Gibril Wilson	4	12
2008	Corey Webster	3	65
	James Butler	3	62
	Aaron Ross	3	58
2009	Terrell Thomas	5	87
2010	Terrell Thomas	5	56
2011	Corey Webster	6	71
2012	Stevie Brown	8	307*
2013	Antrel Rolle	6	23
2014	Quintin Dumps	4	19
2015	Trumaine McBride	3	84
	D. Rodgers-Cromartie	3	72
2016	D. Rodgers-Cromartie	6	28
2017	Janoris Jenkins	3	113
	Ross Cockrell	3	1
2018	Alec Ogletree	5	61
2019	Janoris Jenkins	4	84
2020	James Bradberry	3	19
2021	James Bradberry	1	5

\* Single Season Club Record

# GIANTS SEASON LEADERS

## SACKS

(Official Statistic since 1982)

YEAR	PLAYER	SACKS	YEAR	PLAYER	SACKS
1982	Lawrence Taylor.....	7.5	2000	Keith Hamilton.....	10.0
1983	George Martin.....	9.0	2001	Michael Strahan.....	22.5*
	Lawrence Taylor.....	9.0	2002	Michael Strahan.....	11.0
1984	Lawrence Taylor.....	11.5	2003	Michael Strahan.....	18.5
1985	Leonard Marshall.....	15.5	2004	Osi Umenyiora.....	7.0
1986	Lawrence Taylor.....	20.5	2005	Osi Umenyiora.....	14.5
1987	Lawrence Taylor.....	12.0	2006	Osi Umenyiora.....	6.0
1988	Lawrence Taylor.....	15.5	2007	Osi Umenyiora.....	13.0
1989	Lawrence Taylor.....	15.0	2008	Justin Tuck.....	12.0
1990	Lawrence Taylor.....	10.5	2009	Osi Umenyiora.....	7.0
1991	Leonard Marshall.....	11.0	2010	Osi Umenyiora.....	11.5
1992	Lawrence Taylor.....	5.0		Justin Tuck.....	11.5
1993	Keith Hamilton.....	11.5	2011	Jason Pierre-Paul.....	16.5
1994	Keith Hamilton.....	6.5	2012	Jason Pierre-Paul.....	6.5
1995	Michael Strahan.....	7.5	2013	Justin Tuck.....	11.0
1996	Chad Bratzke.....	5.0	2014	Jason Pierre-Paul.....	12.5
	Michael Strahan.....	5.0	2015	Robert Ayers.....	9.5
1997	Michael Strahan.....	14.0	2016	Olivier Vernon.....	8.5
1998	Michael Strahan.....	15.0	2017	Jason Pierre-Paul.....	8.5
1999	Jessie Armstead.....	9.0	2018	Olivier Vernon.....	7.0
			2019	Markus Golden.....	10.0
			2020	Leonard Williams.....	11.5
			2021	Azeez Ojulari.....	3.0

## ALL-PURPOSE YARDS

YEAR	PLAYER	RUSH	REC	PUNT	KICKOFF	INT	FUM	TOTAL
1942	Merle Hapes.....	363	79	170	215	49	-	876
1943	Bill Paschal.....	572	74	92	183	0	-	921
1944	Bill Paschal.....	737	0	102	260	0	-	1,099
1945	Ward Cuff.....	214	172	124	105	0	-13	602
1946	Bill Paschal.....	362	78	111	158	0	0	709
1947	George Cheverko.....	63	300	88	135	54	0	640
1948	Joe Scott.....	198	235	25	569	10	0	1,037
1949	Gene Roberts.....	634	711	0	16	0	0	1,361
1950	Joe Scott.....	322	240	23	351	0	0	936
1951	Eddie Price.....	971	19	0	0	0	0	990
1952	Emlen Tunnell.....	0	0	411	364	149	3	927
1953	Frank Gifford.....	157	292	106	327	0	0	882
1954	Eddie Price.....	555	352	0	0	0	3	910
1955	Alex Webster.....	634	269	0	0	0	0	903
1956	Frank Gifford.....	819	603	0	0	0	0	1,422
1957	Frank Gifford.....	528	588	0	0	0	0	1,116
1958	Frank Gifford.....	468	330	0	0	0	0	798
1959	Frank Gifford.....	540	768	0	0	0	0	1,308
1960	Kyle Rote.....	0	750	0	0	0	0	750
1961	Alex Webster.....	928	313	0	0	0	0	1,241
1962	Alex Webster.....	743	477	0	0	0	0	1,220
1963	Del Shofner.....	0	1,181	0	0	0	0	1,181
1964	Clarence Childs.....	102	97	40	987	0	0	1,226
1965	Tucker Frederickson.....	659	177	0	0	0	0	836
1966	Homer Jones.....	43	1,044	0	0	0	0	1,087
1967	Homer Jones.....	60	1,209	0	38	0	8	1,315
1968	Homer Jones.....	18	1,057	0	0	0	0	1,075
1969	Joe Morrison.....	387	647	0	0	0	0	1,034
1970	Ron Johnson.....	1,027	487	0	140	0	0	1,654

# GIANTS SEASON LEADERS

## ALL-PURPOSE YARDS [CONTINUED]

YEAR	PLAYER	RUSH	REC	PUNT	KICKOFF	INT	FUM	TOTAL
1971	Rocky Thompson	177	85	0	947	0	0	1,209
1972	Ron Johnson	1,182	451	0	0	0	0	1,633
1973	Ron Johnson	902	377	0	0	0	0	1,279
1974	Leon McQuay	240	59	81	689	0	0	1,069
1975	Doug Kotar	378	86	5	405	0	0	874
1976	Doug Kotar	731	319	0	39	0	0	1,089
1977	Bobby Hammond	577	136	334	419	0	0	1,466
1978	Bobby Hammond	554	173	157	290	0	0	1,174
1979	Billy Taylor	700	253	0	131	0	0	1,084
1980	Alvin Garrett	31	69	287	527	0	0	914
1981	Leon Bright	197	291	410	481	0	0	1,379
1982	Butch Woolfolk	439	224	0	428	0	0	1,091
1983	Butch Woolfolk	857	368	0	13	0	0	1,238
1984	Rob Carpenter	795	209	0	0	0	0	1,004
1985	Joe Morris	1,336	212	0	25	0	0	1,573
1986	Joe Morris	1,516	233	0	0	0	0	1,749
1987	Mark Bavaro	0	867	0	0	0	0	867
1988	Joe Morris	1,083	166	0	0	0	0	1,249
1989	David Meggett	117	531	582	577	0	0	1,807
1990	David Meggett	164	410	467	492	0	0	1,533
1991	Rodney Hampton	1,059	283	0	204	0	0	1,546
1992	Rodney Hampton	1,141	215	0	0	0	0	1,356
1993	David Meggett	329	319	331	403	0	0	1,382
1994	David Meggett	298	293	323	548	0	0	1,462
1995	Rodney Hampton	1,182	142	0	0	0	0	1,324
1996	Tyrone Wheatley	400	51	0	503	0	0	954
1997	Charles Way	698	304	0	46	0	0	1,048
1998	Gary Brown	1,063	36	0	0	0	0	1,099
1999	Tiki Barber	258	609	506	266	0	0	1,639
2000	Tiki Barber	1,006	719	332	28	0	0	2,085
2001	Tiki Barber	865	577	338	0	0	2	1,782
2002	Tiki Barber	1,387	597	5	0	0	0	1,989
2003	Tiki Barber	1,216	461	0	0	0	0	1,677
2004	Tiki Barber	1,518	578	0	0	0	0	2,096
2005	Tiki Barber	1,860	530	0	0	0	0	2,390
2006	Tiki Barber	1,662	465	0	0	0	0	2,127
2007	Brandon Jacobs	1,009	174	0	0	0	0	1,183
2008	Derrick Ward	1,025	384	0	21	0	0	1,430
2009	Domenik Hixon	0	187	256	1,291	0	0	1,731
2010	Ahmad Bradshaw	1,235	314	0	0	0	0	1,549
2011	Ahmad Bradshaw	659	267	0	0	0	0	926
2012	David Wilson	358	34	0	1,533	0	0	1,925
2013	Victor Cruz	0	998	0	0	0	0	998
2014	Odell Beckham Jr.	35	1,305	171	0	0	0	1,511
2015	Odell Beckham Jr.	3	1,450	26	0	0	0	1,479
2016	Odell Beckham Jr.	9	1,367	10	0	0	0	1,376
2017	Orleans Darkwa	751	116	0	0	0	0	867
2018	Saquon Barkley	1,307	721	0	0	0	0	2,028
2019	Saquon Barkley	911	413	0	0	0	0	1,324
2020	Wayne Gallman	682	114	0	0	0	0	796
2021	Sterling Shepard	-9	223	0	0	0	0	214

\*Single Season Club Record

# GIANTS LONGEST PLAYS

## LONGEST FIELD GOAL

57 Aldrick Rosas vs. Chicago, Dec. 2, 2018  
 56 Ali Haji-Sheikh, at Detroit, Nov. 7, 1983  
 56 Ali Haji-Sheikh, vs. Green Bay, Sept. 26, 1983  
**55 Graham Gano, at Washington, Sept. 16, 2021**  
**55 Graham Gano, vs. Dallas, Oct. 11, 2020**  
 55 Joe Danelo, vs. New Orleans, Sept. 20, 1981  
 54 Brad Daluiso, vs. Phoenix, Nov. 28, 1993  
 54 Matt Bahr, vs. Houston, Dec. 21, 1991  
 54 Joe Danelo, at Seattle, Oct. 18, 1981  
 54 Pete Gogolak, vs. Dallas, Nov. 8, 1970  
 53 Aldrick Rosas at Carolina, Oct. 7, 2018  
 53 Josh Brown, vs. New England, Nov. 15, 2015  
 53 Josh Brown, at Tampa Bay, Nov. 8, 2015  
 53 Josh Brown, vs. Philadelphia, Dec. 28, 2014  
 53 Lawrence Tynes, at Dallas, Oct. 25, 2010  
 53 Steve Christie, at Philadelphia, Sept. 12, 2004  
 53 Raul Allegre, at Philadelphia, Nov. 15, 1987  
 53 Don Chandler, at Dallas, Dec. 1, 1963

## LONGEST RUN FROM SCRIMMAGE

95 Tiki Barber, at Oakland, Dec. 31, 2005 (TD)  
 91 Hap Moran, vs. Green Bay, Nov. 23, 1930  
 88 Ahmad Bradshaw, at Buffalo, Dec. 23, 2007(TD)  
**80 Daniel Jones, at Philadelphia, Oct. 22, 2020**  
 80 Eddie Price, at Philadelphia, Dec. 9, 1951 (TD)  
 79 Frank Gifford, vs. Washington, Nov. 29, 1959  
**78 Saquon Barkley, at Washington, Dec. 9, 2018 (TD)**  
 78 Tiki Barber, vs. Arizona, Sept. 3, 2000 (TD)  
 77 Ahmad Bradshaw, vs. Baltimore, Nov. 16, 2008  
 77 Bill Paschal, vs. Cleveland Rams, Nov. 4, 1945 (TD)  
 75 Orleans Darkwa, vs. Washington, Dec. 31, 2017 (TD)  
 75 Eddie Price, at Chicago Cardinals, Nov. 2, 1952 (TD)  
 75 Tuffy Leemans, vs. Green Bay, Nov 20, 1938 (TD)  
 74 Eddie Price, at Philadelphia, Dec. 10, 1950  
 73 Brandon Jacobs, at Minnesota, Dec. 13, 2010  
 72 Tiki Barber, at Philadelphia, Sept. 12, 2004 (TD)  
 71 Alex Webster, at Chicago Cardinals, Oct. 2, 1955  
 70 Tiki Barber, at Houston, Nov. 24, 2002  
 70 Joe Morrison, at Philadelphia, Sept. 29, 1963 (TD)  
 70 Frank Filchock, at Pittsburgh, Oct. 6, 1946 (TD)  
 70 Kink Richards, vs. Brooklyn, Oct. 22, 1933 (TD)

## LONGEST PASS COMPLETION

99 Eli Manning (to Victor Cruz) (TD)  
 at Jets, Dec. 24, 2011  
 98 Earl Morall (to Homer Jones) (TD)  
 at Pittsburgh, Sept. 11, 1966  
 94 Norm Sneed (to Rich Houston) (TD)  
 vs. Dallas, Sept. 24, 1972  
 92 Eli Manning (to Mario Manningham) (TD)  
 at Washington, Jan. 2, 2011  
 89 Earl Morrall (to Homer Jones) (TD)  
 vs. Philadelphia, Oct. 17, 1965  
 88 Frank Reagan (to George Franck) (TD)  
 vs. Washington, Oct. 12, 1947  
 87 Eli Manning (to Odell Beckham Jr.)  
 vs. New England, Nov. 15, 2015 (TD)  
 87 Kent Graham (to Tiki Barber) (TD)  
 at Arizona, Dec. 6, 1998  
 85 Eli Manning (to Mario Manningham) (TD)  
 at Green Bay, Dec. 26, 2010  
 85 Jeff Hostetler (to Stephen Baker)  
 at New Orleans, Nov. 27, 1988 (TD)  
 85 Charlie Conerly (to Choo-Choo Roberts)  
 vs. Chicago Bears, Oct. 23, 1949 (TD)  
 84 Eli Manning (to Odell Beckham Jr.)  
 at Miami, Dec. 14, 2015 (TD)  
 84 Fran Tarkenton (to Homer Jones)  
 at Pittsburgh, Sept. 15, 1968  
 83 Frank Gifford (to Eddie Price)  
 at Cleveland, Oct. 31, 1954 (TD)  
 82 Kerry Collins (to Amani Toomer)  
 at Indianapolis, Dec. 22, 2002 (TD)  
 82 Joe Pisarcik (to Ed Marshall)  
 at Washington, Oct. 23, 1977  
 82 Fran Tarkenton (to Homer Jones)  
 vs. Washington, Sept. 29, 1968 (TD)  
 82 Tom Kennedy (to Homer Jones)  
 vs. Pittsburgh, Dec. 11, 1966 (TD)

# GIANTS LONGEST PLAYS

## LONGEST INT. RETURN

- 102 Erich Barnes, at Dallas, Oct. 15, 1961 (TD)
- 101 Henry Carr, at Rams, Nov. 13, 1966 (TD)
- 97 Lawrence Taylor, at Detroit, Nov. 25, 1982 (TD)
- 96 Kevin Dockery, at Dallas, Oct. 23, 2006 (TD)
- 96 Ward Cuff, vs. Washington, Dec. 4, 1938 (TD)
- 95 Sam Garnes, vs. Philadelphia, Aug. 31, 1997 (TD)
- 91 Ryan Mundy, at Dallas, Sept. 8, 2013
- 89 Bruce Maher, at Dallas, Nov. 10, 1968
- 82 Dick Lynch, vs. Dallas, Oct. 20, 1963
- 78 George Martin, vs. Denver, Nov. 23, 1986 (TD)
- 75 Vencie Glenn, at Washington, Oct. 29, 1995 (TD)
- 75 Ed Dove, vs. Philadelphia, Nov. 10, 1963

## LONGEST PUNT

- 90 Rodney Williams, at Denver, Sept. 10, 2001
- 74 Len Younce, vs. Chicago Bears, Nov. 14, 1943
- 74 Don Chandler, at Dallas, Oct. 11, 1964
- 73 Dave Jennings, vs. Houston, Dec. 5, 1982
- 72 Dave Jennings, vs. Dallas, Nov. 4, 1979
- 72 Len Younce, at Brooklyn Tigers, Oct. 15, 1944
- 72 Carl Kinscherf, at Phil.-Pitt., Oct. 9, 1943
- 71 Riley Dixon, vs. Philadelphia, Nov. 15, 2020**
- 71 Steve Weatherford, at Philadelphia, Oct. 12, 2014
- 71 Sean Landeta, vs. Green Bay, Nov. 8, 1992
- 71 Sean Landeta, vs. Philadelphia, Dec. 3, 1989
- 71 Kay Eakin, vs. Cleveland, Nov. 16, 1941
- 70 George Frank, vs. Philadelphia, Oct. 12, 1941

## LONGEST PUNT RETURN

- 87 Amani Toomer, vs. Buffalo, Sept. 1, 1996 (TD)
- 85 Tiki Barber, vs. Dallas, Oct. 18, 1999 (TD)
- 83 Eddie Dove, at Philadelphia, Sept. 29, 1963
- 81 Bosh Pritchard, at Chicago Cardinals, Nov. 25, 1951
- 81 Emlen Tunnell, vs. Chicago Cardinals, Oct. 14, 1951 (TD)
- 76 David Meggett, vs. Raiders, Dec. 24, 1989 (TD)
- 75 David Meggett, at New Orleans, Dec. 20, 1993 (TD)
- 74 Emlen Tunnell, at N.Y. Yanks, Dec. 16, 1951 (TD)
- 71 Emlen Tunnell, vs. Philadelphia, Oct. 21, 1951 (TD)
- 70 David Meggett, at Tampa Bay, Nov. 24, 1991 (TD)

## LONGEST KICKOFF RETURN

- 100 Dwayne Harris, vs. Dallas, Oct. 25, 2015 (TD)
- 100 Clarence Childs, vs. Minnesota, Dec. 6, 1964 (TD)
- 100 Emlen Tunnell, vs. N.Y. Yanks, Nov. 4, 1951 (TD)
- 99 Joe Scott, vs. Rams, Nov. 14, 1948 (TD)
- 98 Jimmy Patton, vs. Washington, Oct. 30, 1955 (TD)
- 97 David Wilson, vs. New Orleans, Dec. 9, 2012 (TD)
- 97 Jack Hagerty, vs., Buffalo Bisons, Nov. 5, 1929 (TD)
- 95 Willie Ponder, vs. Arizona, Sept. 11, 2005 (TD)
- 95 Jack Salschieder, at Chicago Cardinals, Oct. 30, 1949 (TD)
- 93 Rocky Thompson, at St. Louis, Oct. 3, 1971 (TD)
- 93 Harry Newman, at Boston Redskins, Oct. 7, 1934 (TD)
- 92 Derrick Ward, at Washington, Dec. 5, 2004 (TD)
- 92 David Meggett, vs. Philadelphia, Nov. 22, 1992 (TD)
- 92 Rocky Thomas, at Detroit, Sept. 17, 1972 (TD)
- 91 Willie Ponder, vs. Pittsburgh, Dec. 18, 2004 (TD)
- 91 Thomas Lewis, vs. Washington, Dec. 10, 1995 (TD)

# TRANSCRIPTS







**Head Coach Joe Judge**  
**September 27, 2021**

**Q: Wondering if you have anything on (Wide Receiver) Sterling Shepard and (Wide Receiver) Darius Slayton and where you go from here at the receiver position.**

A: We're actually waiting on both guys. Both guys came off yesterday with leg injuries. We'll see where they are in terms of their doctors and follow-ups today. Hopefully, we'll get some news by the end of the day. I think both guys' (injuries) are really different. I don't think either one is the same deal. In terms of the receiver position, there's a lot of things we can do with the guys we have right now. Saw a lot of guys make plays. I was pleased with the progress I saw from (Wide Receiver) Kadarius Toney and (Wide Receiver) Collin Johnson yesterday at the receiver position. Obviously, (Wide Receiver) Kenny (Golladay) was making a lot of plays for us. (Wide Receiver) C.J. Board made some nice plays for us. At some point, we're hoping to get (Wide Receiver) John Ross (III) back off IR. We'll see where he's at health-wise in terms of if that's sooner or later. But that, combined with the tight ends and skill players, it's our job to make things work and function with who we have available. Obviously, we're without Shep or Slayton. Those are two key parts of our offense that we don't want to be without, two leaders on our team and hard workers, but we have confidence in guys in the locker room and guys on the roster to turn around and use these guys to keep going forward.

**Q: A lot of people are asking me, do you expect any significant changes coming out of this game, specifically with the play-calling?**

A: In terms of who's calling it? In terms of how we're calling it? What's it specific to?

**Q: How about both?**

A: Obviously, game plan-wise, we'll make some adjustments, we'll do some things that we think we can improve more. We'll obviously dive into a couple of focal points to make sure that we finish in the red zone — that's been something we have to do obviously better as a team. In terms of who is going to be calling the plays — directly to answer your question — in terms of offense, defense, kicking game, the coordinators will still be making the play-calling this week.

**Q: Is Kadarius Toney ready to take on a larger role in the passing game if he has to with these two guys out?**

A: I'd say two things, he's working very hard and making progress every week. I think obviously this guy has made some strides for us the more football he has played. If you're asking specifically (if) he's going to take over for Slayton and Shep, I think those are guys who (have) a lot more time in the league, so to say someone is going to just jump in and just replicate completely what we do with those guys, I don't think that's something we're going to look to do. It's going to be more about playing to his strengths, giving him the opportunity to get the ball in his hands and make some plays. I was pleased with how he played yesterday, pleased with the progress he's making, but I think he's definitely ready to keep progressing within our offense and find ways to get him the ball.

**Q: Do you need to get him the ball more? Does the ratio of touches to snaps have to get closer?**

A: It's something we're focused on right now. We've got to get him the ball and we definitely want to. I think we saw yesterday a couple of glimpses of just him with the ball in his hands. He's got the ability to make some guys miss in space, he runs hard and he competes. He comes off the ball with a different level of speed than a lot of guys, so in terms of trying to get him the ball, that's definitely a focus for us going forward. I'm not going to say we're going to manufacture 50-60 snaps artificially with him, but in terms of how the Saints are playing going forward and if the opportunity presents itself, we'll definitely try to get him the ball.

**Q: You mentioned John Ross. With him and (Linebacker) Elerson (Smith), is there a chance that they'll be activated this week or are they still a little ways away?**

A: I'd say with both guys eligible to come off, there's a chance for either guy or both guys to come off this week. I'd say today being Monday, Wednesday would be kind of the day we look to get them really rolling with the team, so we won't make any decision immediately, but we'll see where those guys are over the next 36 hours leading into Wednesday.

**Q: Can you take me inside your fourth down process? Say it's the play from yesterday, it's fourth-and-four from their 39, are you thinking numbers there? Who is in your headset? How do you decide what you're going to do in that moment?**





A: Do we have people talking to me? Yeah, I've got people that I reference up top in terms of some situational awareness, but I make the decisions. In terms of that fourth-and-four that we punted the ball down there, it was simple. I wanted to make sure we maintained the field position at that point. Did I want to be aggressive and go for it on offense? Yeah, there's an opportunity to go ahead and push it, but then in terms of knowing the flow of the game and how your defense at that point is playing — I had confidence to go ahead and put those guys down there inside their 10-yard line and we ended up putting them down there inside the five-yard line. Then, play to your defense. At that point in the game, not only was it field position, there was a strong wind blowing into that end zone, so even if you have to punt coming out of that end zone — and we had to in the first half — you're not going to get much for the coverage game. You're almost ensured of playing on a short field if you can go ahead and hold them on defense. My thought process on that fourth down was go ahead and make sure we maintain the field position and give ourselves an opportunity to get seven off that.

**Q: What happened yesterday with (Tight End) Evan Engram was not common. Players get booed, but it was especially pointed towards him with booing and cheering when he walked off the field. Do you find the need or have you taken Evan aside and talked to him and counseled him on what happens next here?**

A: I think Evan's an extremely mentally tough player. To answer your question directly, have I talked to Evan? Yeah, I talked to him yesterday on the sideline, I talked to him in the locker room. I talk to these guys all the time. Two things on that — one, it's our job to give the fans something to cheer about. We talk about it all the time, about you better embrace the pressure and the atmosphere in New York because it's absolutely great. You've got to work for the respect of people here, but it's that much more valuable when it's a game. Secondly, in terms of the players, I'm always going to make sure our players stay focused in the middle of the game and throughout the game and understand that when things aren't going right externally, we've got to make sure we show internal support for our teammates and our players and keep it moving forward.

**Q: Having said that, that was his second touch in his first game of the season and the ball got stripped for a fumble. Obviously, you can't accept those turnovers, so how do you juxtapose that with supporting him, but also saying, 'Look, you just got on the field, you can't lose the ball for us here'?**

A: I don't think having support for your players has anything to do with not correcting them and not making sure that the mistake doesn't continue. I think you can do both equally effective and that's what our focus is, to show support for him, but also at the same time correcting mistakes that players make and keep moving forward.

**Q: How did you think (Linebacker) Tae Crowder handled the play-calling yesterday at middle linebacker? With (Linebacker) Blake (Martinez) now out for the season, do you think you have someone on your roster to handle that day in and day out at the middle linebacker position? Does the green dot go back to (Defensive Back) Logan (Ryan)? Are you guys still deciding that? Where are you with all that?**

A: In terms of who will have the green dot directly this week, it will be a mix of either Tae Crowder as he wore it yesterday or working with either (Linebacker) Reggie Ragland, (Linebacker) Justin Hilliard or any other linebackers at the game. Overall, I thought Tae played a good game yesterday. There were some things we want to clean up here or there, but I thought in terms of him jumping into the position as a signal caller, it was something we work on during the week to make sure he's ready if it comes up. I thought he did a good job of that. We had the one communication issue where the headset went down in the game and we had to call a timeout. Other than that, he was very good with making sure everyone had the call, got it directly, got his guys lined up. I thought he played well. I thought he showed some physicality, some real aggressiveness with how he played, so I was really pleased with what Tae did yesterday in the game. Obviously, losing Blake, you hate it for Blake because he's a guy that brings a lot of leadership and passion to this team. He's a guy that really loves being on the football field at the end of the day and really works hard and is a tremendous leader on this team. I think everyone on our team, when you see a guy like him and a guy like (Center) Nick Gates get hurt and lose the rest of their season, everybody hurts for them because they know what they put into it in terms of their own performance, but also to really help the team going forward. We're going to keep both those guys, Blake and Nick, involved going forward as leaders and keep them involved with the team, but I was very pleased with the steps Tae took yesterday.

**Q: To follow up on the question about play-calling from earlier, based on what you've seen from the offense these last two years, I know you know you're towards the bottom of the league in scoring. I'm just curious, why do you think that (Offensive Coordinator) Jason Garrett is the right man to keep calling plays for this team?**

A: We're going to stay consistent with what we're doing and keep improving as a team. There's a lot of things we need to



clean up coaching-wise, execution-wise, but we're going to stay on the track with it and make sure we get those things right before making any radical changes.

**Q: Why do you think it is that this defense, even last year when it was playing really well, struggles so much in the two-minute or the four-minute drill at the end of halves and games? It seems like that's when teams are most effective against you. Secondly, (Assistant Head Coach/Defensive coordinator) Pat Graham had said that with so many guys back, he was able to do a lot more with the defense this season. He said that in training camp. I'm wondering is there any way the defense has gotten too complicated for the guys?**

A: I'd say first off on the second part of that question, no, we're always working to make sure that our guys can execute and trim down whatever we have to throughout the weekly plan. You always start out the week with a little bit more in your volume than what you're going to carry into a game and a lot of that is just kind of trial and error with some schemes and things you want to see if it works in the game plan. Sometimes it doesn't work personnel-wise, sometimes it doesn't work just effectively, not putting too much on players' plates. We always look to trim that down before going into the game on Sunday. In terms of the two-minute stuff, that's something we have to be better on all sides of the ball. It's something we had show up yesterday in terms of finishing drives, playing complementary football in the kicking game and getting off the field defensively, so we've got to keep on working with that right there. There were some times last year towards the end of the year where we improved greatly in the two-minute. We've got to make sure that we execute the techniques involved and then coaching-wise, put the players in the right position. Look, it's a focus of ours obviously every week. It's become a greater focus of ours the last couple of games and we'll keep on that track to make sure we get it right. I was very pleased with the way the defense responded yesterday at the end of the first half to go out there and take a stand the way they did after the turnover, go three-and-out and then end third down with a turnover of our own. The aggressiveness that they played with right there, that was really the theme of what we want to go forward with. We've got to make sure we keep doing a better job coaching and executing on the field to make sure we get off the field.

**Q: One quick one and one real question. With Blake, was that a non-contact injury? It looked like he really didn't hit anybody?**

A: It was a non-contact injury.

**Q: And the second one I have is did you report any plays to the league? I know you don't like to criticize officials, but there were a number of plays when I went back and looked (that) there seemed to be an inconsistency there.**

A: There's a number of plays that we'll turn into the league and just ask for clarification. Again, any time we turn plays into the league, I think there's that fine line in turning something in to complain and whine about it. Look, my thing is always, just tell me how you're ruling this and how you're officiating it so I can teach the team properly. That's all I want. Just give me the clarification that I can put the players in the position and they can operate with the knowledge and play aggressively. So, when we turn plays in, I don't want an apology, I just want a clarification. That's all I want.

**Q: Was there any one call that bothered you?**

A: There were a couple pointed ones and I'm going to keep those kind of between us and the league right now and not go out and air any grievances in the media.



**Tight End Evan Engram**

**September 27, 2021**

**Q: Is it hard to want to play for a fanbase that makes it known that rudely that they are booing you and cheering that you're leaving the field? Do you still want to play in front of a fanbase that treats you that way?**

A: I'm more focused on playing for my team and my teammates. Obviously, it's not ideal and it's something you don't want to see or hear. But, that's my focus — is playing better football for my teammates and my team and giving the fans and our supporters something to cheer about and something to be proud about on the field.

**Q: Did that hurt yesterday?**

A: Actually, I think I handled it pretty well. I was able to stay focused and stay locked in on my job on the field. It definitely was an opportunity to be a distraction, but I didn't let that get to me and I just stayed focused on my task at hand and playing the game and finishing the game.

**Q: You're human. How much did you hear it and how much can you actually completely tune out? Is that even realistic?**

A: I've been playing football for a long time. I've played in front of a lot of fans for a good amount of time. We're trained to stay focused in between the lines. That's the best way I tried to handle that yesterday was to stay in between the lines and stay in the game.

**Q: Can you take us through the fumble? What happened there and what do you think you could have done differently?**

A: Yeah, I got a catch, I caught ball, and I've just got to turn the field with better ball security.

**Q: Since you've been around, there's been a lot of losing in this franchise. It's a franchise-wide thing. Do you think in some ways the fans are letting out their frustration and they kind of picked you out to be the person to let that frustration out on?**

A: I don't really look at it that way. The fans deserve to see good football, they deserve to see winning football. They're honest fans, they're passionate fans and they deserve to see good product on the field.

**Q: When you're a fan or a spectator at any event, do you ever boo?**

A: No.

**Q: Never? Favorite team? No? Suffer in silence?**

A: No.

**Q: Obviously with the fumble yesterday and there were a handful of plays last year that you were involved in that turned into turnovers. Do you know why that kind of thing keeps happening, that you're involved in these negative plays?**

A: Every bad play in football there's things that weren't done right. On the play yesterday, I didn't have the proper ball security. When that stuff happens, bad details and bad technique happens, bad results come.

**Q: When bad things sort of keep happening, does that get into your head at all?**

A: No, that's part of being an athlete. You have to move past the bad things. You have to learn from them and keep doing whatever you can to limit those.

**Q: You missed two games, you came back, and you played a decent amount of snaps. How do you feel today and is there anything you have to manage this week?**

A: No, I feel great and I'm ready to work this week and get ready for New Orleans.



**Linebacker Azeez Ojulari**  
**September 27, 2021**

**Q: Obviously you were a second round pick and came from a big program, but did even you expect to have three sacks after three games?**

A: I'm just doing whatever they want me to do. Playing my heart (out), playing my best, playing my heart out (out) there. Just whatever comes to me, make the plays that come my way. I'm just trying to do what I've got to do and do my part.

**Q: When you had that strip sack at the end of the first half yesterday, obviously you guys as a defense have struggled in those two-minute, end of game situations. To make a big play like that in a big spot, do you have to turn the intensity up and the energy up? What are you doing in that moment when you know your defense needs a play to make sure you make it?**

A: Yeah, just going back to your training. What you've been doing the last few months to get to this moment. Why not just go out there and make a play with your teammates? We just went back to our training and just went out there and executed.

**Q: I'm hoping you can speak a little bit to how things changed for the defense when (Linebacker) Blake (Martinez) went down and (Linebacker) Tae Crowder took over the play calling. A young guy, he took over the communication, the headset. How did things go? How did Tae do? What kind of gut punch was losing Blake for the season, if you could talk about all that?**

A: It was good. Tae came in, Tae is prepared. Everyone gets the coaching, so we're all prepared for the moment if someone goes down, the next man has to step up. We've just got to stay together as a defense. Going back to the training we've been doing, relying on the training we've been doing this whole time, so everyone is going to be prepared. The next man is prepared and ready to go. It sucks to lose Blake, but it's part of the game. Injuries are part of the game, so we've just got to keep going. I'm praying for him. He's going to be good for sure.

**Q: When Tae was calling the plays and stuff, there were no miscommunications or anything? It kind of ran the same smoothly?**

A: Yeah, it was good. It was all good.

**Q: You came from a pretty good program. I think you lost four games in your last two years. How much of an adjustment is it to losing, being 0-3, and kind of everybody shaking their head?**

A: I'd say we've just got to come in and work and fix the things we've got to fix. Just try to come back to the drawing board and look in the mirror and just come back ready to work and fix the things and try to change it next week. Just look yourself in the mirror and see what you can do to help yourself, fix it and come back ready to work for the next opponent.

**Q: What happened on the last two series? You guys pretty much controlled them all game, and then they put two drives together and won the game.**

A: Yeah, we didn't execute to the level we were supposed to get them off the field, so they took advantage of it and they capitalized with it and they scored.

**Q: What do you think is working and what do you think maybe is not working as well as far as your pass rush? Obviously, it's working enough to get three sacks, but what are you finding so far in the NFL about bull rush, about going around the edge, about counter moves, about things you can do and things you still need to work on?**

A: Everyone in this league is good and athletic. The tackles are bigger, stronger, faster. Everyone is athletic in this league and they can adjust to different things. You basically, really (have) to bring your A-game every single time. Every rep you get, every rush you get, you've got to bring your best out there.

**Q: Have there been times in your young career that you made a move you thought was really good and it's like, 'Whoa, I didn't get anywhere with that one. Last year, I would have got a sack. This year, I was stuffed'?**

A: Yeah, definitely. I definitely have.

**Q: Is there anything specific you can remember?**



## TRANSCRIPTS

A: No, nothing specific, but just these guys are good. These guys are vets I'm going against, some of them are vets. They've been prepared for it, they've seen everything. It's just going back and watching film, watching tape and trying to adjust off of it.



## **NYG Postgame (vs. Falcons) Transcripts: Head Coach Joe Judge** **September 26, 2021**

**Opening Statement:** First off, give credit to the Falcons. They played a good game, they made plays down the stretch when it counted. I was pleased with a lot of things our team did today, but ultimately we didn't finish. We've got to do a better job of finishing drives, finishing the game. A lot of things that we saw positive that we worked on throughout the week coming out of the Washington week showed up in the game in a positive way, but big picture-wise we've got to do a better job finishing the game — that's coaching, that's playing, that's executing, that's making sure we do what we have to do for 60 minutes. With that said, I'll open it up for questions.

**Q: How disappointing is this loss as mistakes keep happening?**

A: Obviously, you prepare every week to have success. You come out of any game without success and there are things you're obviously not happy about. The key for us is to make sure that we go back to work, we correct the mistakes, we keep being productive in things we're doing well and we stay together as a team and keep pushing forward. That's the biggest-picture thing right now.

**Q: Your defense for the second week in a row gave up a game-winning drive in the fourth quarter. How do you fix that?**

A: Go back to work and we keep on working on it. I thought they stepped up at the end of the first half, did a good job in the short-field two-minute. We've got to keep making aggressive plays. Obviously, it comes down to making sure we're in the right call, executing the techniques and the fundamentals at the time. We've got to make sure we put it all together.

**Q: A lot of missed opportunities in the red zone, penalties again have come back. You preach discipline constantly. How do you clean this up? This is a few weeks of this now and it has to affect you. You're the guy who says, 'discipline, discipline, discipline' — this keeps happening. How do you clean this up?**

A: I think the thing that showed up today in terms of penalties on the field, really that comes down to more technique post-snap instead of focus and finish. We've got to make sure we keep drilling that and correcting that in practice to make sure it doesn't show up again. That's the biggest thing. Obviously, we had two of the tackling penalties. I've got to look at them on tape and see them a little bit closer in terms of what they are. We always stress keeping our eyes up, seeing what we hit, making sure we remove ourselves from the situation. Sometimes there are bang-bang plays that are pretty close. We've got to make sure we go ahead and put the players in the right position that we eliminate those shots right there.

**Q: Do you have to worry about the morale of this ball club at all?**

A: I think the DNA of our team is a team that comes back and goes to work. Look, no one is going to be happy after a loss, that's the reality of what it is. The element of what we do as professionals (is) we've got to come back and go to work. We've got to watch the tape, we've got key on it and we've got to prepare for a tough opponent coming up next week. In terms of the morale of the team, I trust in the way the guys work, the way I've seen them work on a day in and day out basis and they stick together as a team. That's the biggest part I'm looking for is how they work.

**Q: You had a bunch of guys go down in the first half. What have you heard on (Linebacker) Blake (Martinez)?**

A: I haven't had any word on Blake. Obviously, they took him out. I was told the same thing you guys were told — knee. I have not seen Blake, I have not talked to the doctors after the game concerning Blake. I don't have an answer on that one. Hopefully it's not serious. Blake is obviously a key part of our team, he's a leader, he's a hard worker, he's a tough dude. We'll see where he's at and hopefully it's going to trend in the right direction.

**Q: In the fourth quarter, you guys are you burned two timeouts early. How much responsibility do you take for mistakes like that?**

A: On one we had the communication issue with the headset dropping down, in terms of the coach to player system, so I wanted to make sure we were in the right call. We had a third down situation — I wanted to make sure that with the system going down briefly that we went ahead and we handled that the right way. Obviously, we didn't convert on that one and we kept on going. In terms of the other ones, talking about the end of the first half timeout, that was by design to go ahead and see what they were doing at that point based on where we were at in the half, what we had coming up, so that was by design on that one.



**Q: On defense, you had two of your guys, (Defensive Back) Logan Ryan and (Cornerback) Adoree' Jackson, both drop interceptions. Can the defense survive when its top players can't make those kinds of plays?**

A: Those are the things we talk about in terms of having opportunities and making sure we finish. We've got to make sure we keep putting the players in the right position. Those guys played those plays aggressively, put themselves in position to get it and obviously it's things we've got to keep on working in practice — JUGS machines, interception drills, things of that nature. Those are things you go back to work on, you focus on and you show the players in terms of, 'Okay, this is what's happening. Here's what we've got to key on,' and we make sure we keep pushing in the right direction to fix those.

**Q: I don't want to say, 'Play scared,' but does the defense in crunch time get nervous?**

A: No. No, I don't see that at all. I don't see that at all. It comes down to making sure the calls are right, the execution is right in the moment. No, I don't see anything in terms of that.

**Q: Obviously, you're working a game. Could you tell that the crowd was not happy a lot of times? (Tight End) Evan Engram got booed off the field when he had a fumble. It seemed like this was sort of a hostile situation at times. Did you sense any of that?**

A: I love our crowd. It's New York, it's supposed to be a tough place to be, right? Isn't that the nature of where we're at? People demand excellence because that's where we're at, in the biggest market. Isn't that what people want? So, that's what we have to work to give them. It's not their job to show up and here just go ahead and pat us on the back. It's our job to entertain them and give them something to cheer about. That's it.

**Q: What do you say to Evan?**

A: Keep your head up, keep playing.

**Q: What about to the point where even at the end he got cheered coming off the field because of nothing of his doing? What do you say to a player to handle it?**

A: I handle what we do in the field, that's the reality of what it is. I got it, I got booed early in the game for not going for it on fourth down. We punted it and everyone erupted and cheered when it was downed inside the five. We've got to make the best decisions for playing the game and putting ourselves in position for success. In terms of any reaction from the crowd, I'm never going to criticize the crowd — what, are you kidding me? It's our job to entertain them, it's our job to please them. That's the reality of what it is. In terms of our players and reacting to that, we're supposed to have adversity, that's the nature of what we do. We talked before about pressure, there's supposed to be pressure in our job. That's the reality of what we do and get paid for. In terms of reacting to something externally, we've got to focus on what we do each play and the process for being successful.

**Re: Losing Sterling Shepard and Darius Slayton to hamstring injuries.**

A: I haven't heard much about the status on that other than they didn't finish the game with us, obviously. Hopefully it's a quick turnaround for both those guys. They're obviously integral parts of our offense. I was pleased with seeing some of the other guys step up. (Wide Receiver Kadarius) Toney did a good job, made some plays early on for us. (Wide Receiver) Collin (Johnson) made some nice catches down the stretch. Obviously, (Wide Receiver) Kenny (Golladay) played today, made some big time catches, so there were a number of guys making plays — getting the ball in 26's (Saquon Barkley) hands and getting him started in some space. There were a lot of positives of guys stepping up. It's our job to make sure whoever is available for the game, we put them in position and then it's their job to go out there and execute.

**Q: How are you assessing Saquon hitting the holes out there and can you talk about (Running Back Devon-tae) Booker being inactive today?**

A: In terms of the inactives, there's a lot of that goes in every week in terms of healthy scratches, injury scratches, whatever it may be. Obviously, we make the best decision for the team. There's multiple roles that are always involved, so for whatever player is down for different reasons, it's not always a reflection of anything that people want to read into in terms of confidence or trusting the player. A lot of times, it's just in terms of how the flow of the game is going to be played and who's available, what we have to do in terms of depth backups and different parts of the team, as well.

**Q: About Saquon hitting the holes, how are you assessing the way he's going after the holes?**

A: I've seen him have some productive runs. I've got to take a look at the tape before I go ahead and make any broad



picture statements on that.

**Q: Is he banged up, Saquon? He seemed to be stretching a lot on the sideline and pulling himself out a bunch.**

A: I didn't see anything on that. In terms of him pulling himself out, I didn't see that either. We kind of rotate all those back a good bit. Sometimes it's (Fullback Eli) Penny, (Running Back) Gary (Brightwell) in for him there. That's something we rotate a lot.

**Q: You're a big proponent of complimentary football and the idea of all three phases playing together. You make a decision to punt there at the 50. (Inaudible). Is it more frustrating when you're trying to call a game complementary-wise and one phase is not helping the others?**

A: All three have to play off each other, so exactly what you said right there. We've got to make sure we execute at the time in terms of how it comes up. Obviously, the punt from the 50, we're looking to pin those guys back, put them on a long field for that final drive. That was a big part of what we were doing. Obviously, at that point we're looking to play to our defense and (had) confidence in how they had been playing throughout the game and things they were doing. Our punting game has been pretty good in the plus-50 zone. (Defensive Back) Keion (Crossen) made a big-time play earlier in the day for us. We looked to play for it right there, but in terms of offense, defense, kicking game, we all have to obviously execute when the number is called.

**Q: How banged up was Kenny Golladay today? We saw his snaps cut back and before the game it looked like you guys were deliberating whether to play him or not.**

A: Our medical staff gave us the green light to play (him) and they indicated that it was in the best interest of him to go out and play. It was something we watched throughout practice this week. We obviously managed some of the volume this week in terms of what he did and building him up a little bit. We saw enough from him pregame and the medical staff saw enough pregame to say he was good to go, and obviously he went out there and made some plays for us today. In terms of some gauge of exactly where he is percentage-wise, I couldn't speak for Kenny on that. I know he's a tough dude and he plays through a lot of nicks and bumps. At this point in the year, no one is 100 percent. There's not a player in the league who's 100 percent, so you've just got to make sure you put a guy out there who's safe to play.

**Q: What are your thoughts on the personal foul call on (Safety) Xavier McKinney and from your perspective do you think that changed the momentum late in the game?**

A: I'm not going to comment on any of the penalties or anything called. I'm going to make sure I check the tape. We got a brief shot on the jumbotron. I'll take a look at it in terms of anything technique-wise we need to focus on.





## NYG Postgame (vs. Falcons) Transcripts: QB Daniel Jones

September 26, 2021

**Q: What is the mood of this team right now?**

A: I think guys are frustrated and certainly disappointed with the results. We're all competitors and we want to win and we expect to win, so that's frustrating and we've got to understand that and feel that today. But as we move forward, we've got to use that to motivate us to look at what we've done well and what we need to correct and how we need to attack this week going forward.

**Q: How do you explain – it seems to be that you guys keep ending up on the wrong side of these tough losses. Can you put your finger on it and say, this is what we need to do, and this is what we're doing wrong?**

A: I don't think it's one thing or even two things. I think it's a combination of a lot of little things we've got to do better. In this league, these games come down to the fourth quarter. They come down to making plays when you have to, and we've got to do that better. We've got to execute and make those plays.

**Q: (Head Coach) Joe talks about finishing the game, how do you finish a drive and end with touchdowns instead of field goals? What do you guys to do that?**

A: I don't think it's anything different than what we need to do on P and 10 when we get the ball. I think it's about executing plays, understanding the situation and how that factors in. Ultimately, it's about executing plays, taking what they give us and not hurting ourselves. We've got to be able to maintain that execution down the field throughout drives and not allow ourselves to stall. We're able to move it and we're able to make a lot of positive plays, move down the field, execute and then you've got to continue that into the red zone.

**Q: How hard is it to stay positive after the losses you've had after these past two weeks?**

A: Like I said, we expect to win. We want to win. Everyone in that locker room is a competitor and it's frustrating, but we have no choice but to let this motivate us to continue to work, to put our heads back down and go back to work, correct what we need to correct and get better from it.

**Q: You looked pretty excited when you take down the ball in the end zone and you kind of carry a guy in, do you allow yourself in that moment to say, 'I think we have the points to win now. We're finally gonna win a game here'?**

A: No, I don't think at any point – I don't know what the time was there in the fourth quarter, but like I said, these games come down to final drives and often times late in the fourth quarter where we've got to make a play. The game is not over. We haven't scored enough until the game is over, until the clock runs out. We've got to be ready and be ready to go.

**Q: There was a lot of pressure on you coming into this year to play a certain way. It seems like you have played well, but the wins still aren't coming. Is there a part of you that says, 'is there anything more I can do?' I mean, how much more can you do to affect the wins for this team?**

A: A lot. I think there's a lot. We all can do a lot more and we have to. We believe we have a good football team, and we have the guys to make it work. We've all got to do better. We've all got to play better, correct things and move forward. It's going to come from all of us.

**Q: What happened on the fumbled snap?**

A: I've just got to handle it better.

**Q: How much did it change the offense to lose two of your leading receivers early in the game?**

A: It affects the game. It affects the game plan. Those are two key guys and big-time playmakers for us, but I thought the guys stepped up and did a great job. (Wide Receiver) Collin (Johnson), (Wide Receiver) C.J. (Board), all those guys who were in there played great. They were ready and prepared, and I thought they did a good job.

**Q: How were Shep (Wide Receiver Sterling Shepard) and (Wide Receiver) Darius (Slayton) after the game?**

A: They were doing alright. I think any time you get hurt like that, it's frustrating. Those guys want to be out there. They're competitors, so I know they'll work hard to get back.



**Q: Do you feel for (Tight End) Evan Engram when you guys hear boos every time there was a bad play his way? Fans were cheering when he was getting subbed out of the game. Do you feel for a teammate when something is happening like that?**

A: Yeah, absolutely. I don't think that was deserved. I think one tipped ball and I could've thrown it better at the end. I'm not sure I really understood that. He played hard all game and fought back from an injury a few weeks ago to be out here. He's a big-time player for us and is going to be huge for us down the stretch.

**Q: What do you say to him? You're one of the team leaders, that's got to be a tough thing for anybody to handle when they're cheering him off the field?**

A: I think he knows how much we believe in him, how much I believe in him. Like I said, he's a big-time playmaker for us. He's made a ton of plays in the past and I have no doubt he'll continue to do that as we get going in the season. I've got a lot of trust and a lot of faith in him personally and I know our team does as well.

**Q: You guys punted from the 39 – I think it was 4th-and three, 4th-and-four, is that frustrating? Do you want to like lobby, 'let's go for it here'? How frustrating is it to play so conservatively?**

A: No, I mean, that's certainly not my decision and I understand it at that point in the game. It makes sense, so it's our job to execute plays and to make sure we don't get in those situations.

**Q: Was the inability to execute today more self-inflicted or do you feel it was something they were doing on their end as a defense?**

A: I think overall, I'd say we executed well. I wouldn't say it wasn't an issue of execution. I think there were certainly some things we can do better down the stretch and things we've got to clean up, certainly. I think a lot of those issues are self-inflicted and things that we've got to clean up and things we've got to do better.



## **NYG Postgame (vs. Falcons) Transcripts: WR Collin Johnson**

September 26, 2021

**Q: What was it like getting your first action as a Giant?**

A: It was great. I'm just happy I got to contribute. I try to prepare every week like my number's going to be called, so whenever it is called, I'm ready to make the play. But it definitely felt good to get in a rhythm.

**Q: After this whole offseason and when you signed with the Giants, was there something that (Head) Coach (Joe Judge) was talking with you about – just what was expected to be your role? How has your role kind of evolved throughout the weeks to get to this point?**

A: Yeah, he told me learn outside receiver, both X and Z, and just be ready for when my number is called and also contribute on special teams. Like I said, every week I just try to dig in the playbook, get the game plan down and practice whatever they need me, wherever they need me. I'm just down because I just want to be a part of this team and help the team win, basically.

**Q: Was there a feeling of disbelief on the side – we know (Wide Receiver) Kenny (Golladay) came in hurt, and then (Wide Receiver) (Darius) Slayton gets hurt and (Wide Receiver) Sterling Shepard gets hurt – is there a feeling like, 'oh my God, who's next?'**

A: That's football. You're around football long enough, I just feel like people go down. It's unfortunate, but you just have to step up and that's what it is in this league. Like I said, I just prepare each and every week like I'm the starter, so you're ready when your number is called.

**Q: Did you cramp up late in the game?**

A: Little bit. A little bit at the end of the game. But I've just been drinking a lot of water, so I'm getting back now.

**Q: What was the locker room like after a loss like that?**

A: It's about just staying together. We believe in each other in that locker room, regardless of what's going on. We're just going to keep working, and each and every day we're going to show up to practice because that's all we know and that's what Coach Judge preaches. We're just going to continue to work, clean up the little things and just go from there.

**Q: You didn't have training camp with the team because you joined after training camp. What's the adjustment been for you to learn the playbook in such a short period of time?**

A: A lot of studying. Just getting with some of the offensive assistants, getting with DJ (Quarterback Daniel Jones) on our own time and just studying, basically, because it's tough. You don't have training camp. You don't have OTAs. You have to come in and learn the playbook in a week basically. The guys, the receivers, DJ, the coaches, they kind of just really help me out and feel very comfortable in learning it. So, it's been great so far.



## **NYG Postgame (vs. Falcons) Transcripts: CB Adoree' Jackson** **September 26, 2021**

**Q: Adoree', can you take us through what happened there in the end zone?**

A: I just dropped it [the pass]. I misjudged the ball by jumping and I ended up just dropping the ball. That's the only explanation. I wanted to make the play, but I just didn't come down with it.

**Q: Tell us, what was going through your head in that moment when it happened?**

A: I was real pissed. I couldn't get the team out of that situation where we get the ball back [on offense] and then you don't know what happens when we're up by seven and things could've gone a different way. Dropping it [the ball] and missing that play, I was pissed at myself, but at the end of the day, you've got to just keep going back out there and battling.

**Q: Do you think they [the Falcons offense] made it look a little too easy on the drives that tied the ball-game up and then on the game-winning field goal?**

A: I just feel like they out-executed us in that situations and that's one of the things where we have to look at the film, correct it and just get better. We have to bet on ourselves and double-down knowing that games come down to third-down, two-minutes and red zones and just try to correct it and get better.

**Q: What keeps happening at the end of halves and at the end of games in two-minute drills? For three weeks in a row, it seems like you're playing pretty decent defense and then in those two-minute drills is where everything collapses.**

A: I mean, I credit Azeez [Giants LB Azeez Ojulari] for getting the sack and the turnover on the two-minute drill in the first half and then the second one, we just didn't execute and that's point-blank period. There's no excuses or no anything; we just have to go out there and finish games and execute.

**Q: This has happened now two straight weeks, is this defense overrated?**

A: Overrated? We just need to go out there and fix it. If you want to call us overrated, you can. I'm going to worry about the locker room and just stay with each other, stick with each other, keep building and keep growing and understanding it's September; we have 14, 15 games left to play. We will figure it out and get it together. Our heads are not down and we're not wavering or thinking about anything on the outside. We're just trying to get ourselves together and keep going in and competing.

**Q: From a secondary standpoint, how do you fix this defense?**

A: For us, it starts when we get back to work tomorrow watching film or whenever practice starts. We just have to go out there and compete. We made some great plays on the ball and some we just didn't execute and make the plays that we needed to. We're just going to try and be consistent throughout the week and go out there throughout the game and be consistent and keep working.

**Q: Adoree', you guys lost Blake [Giants LB Blake Martinez] early in the game. Is there an adjustment for the whole defensive unit when you lose him out there so early on in the game?**

A: For us, it's just the 'next-man-up mentality' and understand that things happen throughout the course of the game or throughout the course of the week and understand that you just have to go out there and play and compete. Having him down, we surely missed him, but we're going to have to go out there and play for him and make him proud. Obviously, we didn't do that today.

**Q: Adoree', on a lighter note, what's the penalty that you will have to face for dropping the interception in the DB room?**

A: I know they are going to give me hell. Whatever the penalty is that they give me, I have to accept it. I understand that I should've made that play and I didn't and it's killing me that I didn't. Whatever they say, it's just going in there and working and compete and just try to improve this week.

**Q: The natural reaction when the team struggles to make plays at the end of games especially in the biggest moments is that the pressure is getting to you guys. Do you feel that that is the case and that guys are pressing to make those kinds of plays at the end of games?**



A: No, I don't think anybody is pressing. We always talk about rely on your brother next to you and just do your job. It's crazy, I heard [New Orleans Saints QB] Jameis Winston talk about how you don't always have to be Batman; you can be Bruce Wayne, and that's the attitude that we have to come in with and understand that there's 10 other guys out there. You do your job and your brother does his job and we should be alright. I don't think we're pressing anything or feeling any pressure out there. We just have to go out there and make plays.

**Q: Do you think it's just bad luck?**

A: I don't know. God has us in this little adversity right now. I don't question anything that goes on through life or what is happening right now. I understand that it's a long season and there is a lot of ball left to be played and there are corrections to be made that will be made. At the end of the day, that's how I think of it. We just have the opportunity to get better.

**Q: When you signed here, did you think that you were joining a better defense?**

A: When I signed here, I was ready to compete and ready to have fun and ready to enjoy the opportunity and embrace the opportunity that is ahead. Obviously, we haven't done it so far, but like I said, there is a lot of ball left to play. I'm excited and encouraged about it.

**Q: How demoralizing can it be for a team to go back-to-back weeks to give up these fourth quarter come-backs?**

A: It's crazy when it's a lot of bad things that go on. You can also take some of the good things out of it. I understand when you watch film it's not always as good as it seems and it's not always as bad as it seems. It's the little details, the little corrections. It's the little plays that get the wins, and it's the little plays that end up getting the losses. Figuring out the little plays will help us win and I don't think it's demoralizing at all. Our spirits are up, our heads are up and we're going to go out there and figure it out. That's what we're trying to do and will do.



## **NYG Postgame (vs. Falcons) Transcripts: RB Saquon Barkley** **September 26, 2021**

### **Q: What is your level of frustration with the losses?**

A: We just have to finish. 0-3. Obviously no one is happy. We just have to keep trusting each other and stay with each other. Starting 0-3 is where you're going to hear a lot of noise outside. As long as we stay strong in the locker room, we're going to be alright. So we have to keep trusting each other, keep trusting the system, keep trusting the coaches and keep coming to work and try to figure it out.

### **Q: How much do you guys hear that noise and how much does it affect your psyche?**

A: That's part of the game. We have some of the best fans here. We know that, and we know how New York and New Jersey are. That's part of the game. We have to give them something that they can't boo about. We have to be better.

### **Q: During the Eli Manning's jersey retirement ceremony, when (Giants owner) John Mara came up to the podium, the fans booed him. What do you think of that?**

A: I don't think that's fair to Mr. Mara. I think he's done a great job. He's a great owner. We just have to keep doing better as a team.

### **Q: Were you injured at one point or did you get hit somewhere uncomfortable?**

A: I got hit somewhere uncomfortable. I got hit in my private part. I don't know what other way to say it. If you're a guy and you've ever been hit there, it's not comfortable. When you have a 220, 230 pound linebacker hit you there, it definitely does not feel good either.

### **Q: How are you assessing the way you're coming back, the way you're attacking the holes? Is there more to go?**

A: There's definitely more to go. I can see it. My teammates can see it. They've been telling me it's coming, that I'm starting to look like myself again. I knew this road wasn't going to be easy. This season didn't start how we would have liked, but I'm going to keep coming to work, keep pushing myself, keep pushing the team, keep being a leader, and keep going.

### **Q: When you see Darius (Slayton) get hurt, when you see Shep (Sterling Shepard) get hurt, you know Kenny Golladay is hurt, do you feel that weight on your shoulders like you have to more than you normally do?**

A: It sucks to see those guys go down. They're key parts of our team. They're leaders of our team, they make big plays for us and they come in every single day and they work. It sucks to see those guys go down. But even with them going down, we still had an opportunity to win the game and we didn't do that. We didn't finish and that's both sides, all three phases. We have to go score on offense, so we don't even give them an opportunity. Special teams, we have to do better. Defense, we have to do better. That's where we are as a team, to be completely honest. It's been like that for the last four years, three-four years. It's going to click. We've got something special. I told those guys at halftime that we have something special. I don't know when it's going to happen, but we have to start believing. When I say 'we', I mean the players. We have to start believing in each other and believing in the scheme and when that happens, we will have something special. But until then, we're going to keep having losses at the end of the game with field goals, because we're this close and we keep saying it. 'We're this close.' But somebody has to do something about it and that has to be myself and the leaders of this team and just the guys on this team. We have to step up and make plays.

### **Q: This team was bad when you got here. How sick are you of losing?**

A: I don't think we're a bad team, to be honest. I know you guys are going to say what you're going to say and write what you want to write, but that's the NFL. There are no bad teams in the NFL.

### **Q: You've lost a lot since you've gotten here.**

A: I'm sick of losing. Everyone is sick of losing. No one wants to lose, but I wouldn't consider us a bad team. We just have to figure it out, and that's the difference.

### **Q: In the last answer, did you say you guys have to start believing in each other?**

A: What I mean by believing in each other is believing that we have something special, believing that we can go out there and win games when it's close, believe that we can go make those plays.



**Q: Were you disappointed that on Eli Manning's jersey retirement day you couldn't deliver a win?**

A: Yeah, losing in general sucks. Obviously Eli did an amazing job here and has done some great things for this organization. It would definitely have meant a little bit more to go out there and get a win for him, but we didn't do that. We have to go back to the drawing board, watch film, learn from what we did and get ready for the Saints.



## **NYG Postgame (vs. Falcons) Transcripts: Defensive Back Logan Ryan** **September 26, 2021**

### **Q: Where do you go from here?**

A: Where do we go from here? Keep on trucking. I checked my phone — I don't get many texts after a loss. People don't know how to talk to me after a loss, I'll be really upset. A lot of texts after a win — but I see the Chiefs lose a game, a nail-biter, they lose a touchdown with 30 seconds left and go 1-2. I see the Ravens have to kick a 66-yard field goal to beat the Lions. That's the nature of this game. A lot of this game is parity and it comes down to last-second plays. We obviously saw the Chiefs game a couple days ago with the forced fumble at the end. It's going to come down to the end. We've got to make stops at the end to win the game or our offense has to convert there to win the game. That's just how this league is. I understand people may feel like it's falling right now, but at the end of the day two nail-biters and didn't make the necessary plays to win it. But if you lose every game — every time you lose a game by a field goal or a last-second kick or don't make the play and you go in the tank then it's hard to succeed in this league, so I don't think that panic is necessarily there. Just got to keep moving forward and clean up those mistakes.

### **Q: How do you fix that as a defense two weeks in a row you were on the field and couldn't slam the door shut and two weeks in a row they kick the game-winning field goal? How do you guys fix that?**

A: I mean, you identify what the issue is. There are different plays, different players, different schemes, different game plans and you just try to take the play for what it is. The screen to (Falcons Running Back) Cordarrelle Patterson at the end of the game was a really nice call for the defense that we had called. That's a really good call and that's tough. That's a good player to get the ball in his hands and based on the defense we had called, it's tough. In a chess game it's a tough move, so credit to (Falcons Head Coach) Art Smith. He was a really good coordinator — I've obviously won some games with Art — and good coach, and that was just a good play call to get them in field goal position. The rest we're trying to defend every inch, punch the ball out, try to do whatever we've got to do to make a miraculous play at the end of the game. That's just a good call, hats off to them, but I don't really let one loss go into the other. I don't let one play dictate the other. To play DB, to be a captain on this team, you've got to take it one play at a time, one game at a time and go onto the next one.

### **Q: From the outside though, people see the same things happening over and over, you guys losing tight games at the end. Why do you say that they should have hope that you guys are going to get it together? What do you see that that's going to happen?**

A: Well, we've got to give them hope, right? We've got to give them hope. Nobody deserves to give us hope or anything. You've got to earn that. You've got to earn the trust and earn the hope of the fan base and everyone like that, so that's what we're doing. For me up here today, I don't lose hope because I go to work regardless. I go to work every day, put the work in. You lose by a field goal, 'Oh man, the season's over.' You lose by a field goal, 'Oh man, the season's definitely over.' That's just not the case. We're going to go back to work. I think we played a lot better defense today. I think (in) the end of the game situation we didn't play our best ball and we've got to figure that out. We didn't play great two-minute defense in the second quarter. They get a turnover, we go out there and we get a turnover. That's a good response. If we don't respond there, you guys are going to be writing about how we can't get a stop in two-minute. We got a stop in two-minute today, so I think we cleaned up a lot of things. I think we hit a lot of our targets. I just think unfortunately at the end of the game we didn't get the stops we need. Listen, this is a business, it's a production business and it's about wins and losses, so if you don't win the game, obviously there could be a lot of panic. I try to just bring a little poise and some experience there that you can't lose your mind after every loss.

### **Q: Given what happened at the end of the game the past two weeks, is this defense overrated?**

A: That's up to you. We don't rate ourselves, PFF rates us. We don't rate ourselves. We go out there and play. At the end of the game, this time last year we were probably the 32nd-ranked defense and we finished somewhere better than that, so we don't rate ourselves. We keep on trucking. If you've got guys on defense that worry about their ratings and their rankings and what they should be or could be, that's not why you play defense. You scratch and claw every play and you make some stops, they make some plays on you and you go out and you play again. That's why a lot of people can't play defense nowadays because (with) Twitter and hot reactions, they're afraid to get embarrassed. I got up there, I got stiff-armed today, I dropped a pick today, but guess what? Those guys on the other team, they shook my hand because they know I bring it every game. I'm going to get around the ball, I'm going to force fumbles, I'm going to make tackles. If I miss a tackle, I miss a tackle. If I miss a pick, I miss a pick, but I've made a lot of picks in my career. I've closed out a lot of games. Today, I didn't close it out. I've got a shooter's mentality, I keep on going. I'm not afraid to be out there in the big moments, I'm not





afraid if I make a mistake. I go out there and that's why I'm a leader of this team.

**Q: When a team is as young as you guys are, is it any harder to keep guys up when the team is down than when you have a lot of veterans?**

A: I think the league is relatively young. I think our team isn't that young. I think we have key experienced players, we have quarterbacks who have been in the system, running backs who have been here a couple years. We've got offensive players (Wide Receiver Sterling Shepard) Shep and (Wide Receiver Kenny) Golladay who have made plays for years. We've got guys all over the defense that made plays for years, playing a lot of ball. We might be young in some areas, but I think we have plenty of veteran leadership and we have plenty of experience. I just think the league in general is a lot younger than it used to be and I'm sure Atlanta – Matt Ryan is really old, so that might help their age (laughs). I really don't know the age difference and all that stuff, but I think everyone is dealing with some youth, but that's just the league.

**Q: (Cornerback) Adoree' (Jackson) came in and talked about what he did when he missed his interception. You had a couple out there, as well. Can you take us through what you saw out there on your misses and also what penalty you'll face in the DB room this week?**

A: So the first one I'm rolling over to the half of the field and I'm trying to make a break on the receiver, and I see the ball is thrown high so it's kind of coming out of a weird break and trying to make a play on the ball, contorting my body and didn't come down with the catch. It hit my hands, I got to catch it, but it wasn't like my man threw it right to me and I just dropped it. I was trying to contort to make the catch. The other one, something I really put a lot of work in is playing the post safety. In the offseason, we talked about that and I put in a lot of work. I think I had a great read and break out the post. I go to make a play on the ball and bang-bang, receiver hit my hands off the ball. People can sit there and say there are misses and drops, but half the safeties in this league can't get to those balls. Listen, I want to be an upper-echelon safety, I want to make those plays in this league, that's what they pay me to do and that's the guy I want to be around here. Put it on me, put the loss on me, put the drops on me, that's fine. I get on the JUGS machines – I'm here four hours early before the game catching 100 footballs if anyone's here early. My routine is there, my confidence isn't shaken and I'm going to come bring it and make those plays for the team and close out these games and get some wins.

**Q: What happened on the pass interference?**

A: We just passed (Falcons Tight End) Kyle Pitts off there and I ended up on him. Matt Ryan threw the ball to what felt like the first row, really high, and that dude is a lot taller than me, can probably jump a lot higher than me. I climbed the ladder to go make a play on the ball. I feel like I'm looking at the ball. Obviously, there's some collision there, but if he was stiff-arming me to catch the ball, they're not going to call nothing. I'm trying to make a play on the ball, but I'm 5'11" with a 35-inch (vertical) and he's 6'6" with whatever he got. I'm not going to let him come down with it. I think it's bang-bang, let us play. I'm playing the ball, we're going to have to make a play. Like I said, that's just the positions I'm put in on this team near the line of scrimmage, in the post, covering Pitts, got-to-have-it situations. That's just the situation they put me in and they trust me to make those plays. Sometimes you do, sometimes you don't. I trust the team is going to put me in those situations again and have a different result.

**Q: What happened on that first touchdown?**

A: The first touchdown? I've got to see the film. I'm not exactly sure.

**Q: Did you see the replay of (Safety) Xavier McKinney's hit that they flagged?**

A: I did. It's hard to play defense nowadays. Physicality is not rewarded anymore for the defense, it's mostly penalties. Unfortunately, that's just how they call it. Hopefully he doesn't get fined, I don't think he deserves that. If it looks bad, they're going to call it. I just think that's how you teach it. I don't know, it's unfortunate.

# NOTEBOOKS & CLIPS



# Giants Notebook

By Michael Eisen  
September 27, 2021

EAST RUTHERFORD, N.J. — The pain of the Giants' final play defeat to the Atlanta Falcons yesterday was compounded by the loss of three players, one on defense for the remainder of the season and two on offense for an undetermined time period.

Middle linebacker Blake Martinez, the team's most prolific tackler and defensive captain and signal-caller, will not play again in 2021 after suffering a torn ACL in the 17-14 loss in MetLife Stadium.

Martinez was hurt on the game's fifth play (plus one that was nullified by a penalty). He was soon joined in the locker room by wide receivers Darius Slayton and Sterling Shepard, who each left the game with hamstring injuries.

The Giants next play Sunday in New Orleans. It was too early today for coach Joe Judge to definitely state if the two wideouts will or won't be available, but hamstring injuries rarely heal in one week.

"We're actually waiting on both guys," Judge said. "Both guys came off yesterday with leg injuries. We'll see where they are in terms of the doctors and follow-ups today. Hopefully, we'll get some news by the end of the day. I think both guys' (injuries) are really different. I don't think either one is the same deal."

Slayton and Shepard have the Giants' only two receiving touchdowns this season.

Since missing the first two games of his career with a hamstring injury, Slayton has played in 33 in a row, including 24 starts. This season, he has seven catches for 127 yards, including a 33-yard score in Washington.

Shepard, the Giants' longest-tenured player, leads the team with 18 receptions and 227 yards. He scored the team's first touchdown of the season on a 37-yard reception against Denver.

Injuries forced Shepard to miss a total of 10 games in 2019-20.

In their absence Sunday, Collin Johnson led the wideouts with five catches for 51 yards in his Giants debut. Kenny Golladay had four receptions for 64 yards and rookie Kadarius Toney chipped in with two for 16 yards. If Shepard and Slayton remain sidelined, those three play-

ers, plus C.J. Board, will be called on to fill the void.

"In terms of the receiver position, there's a lot of things we can do with the guys we have right now," Judge said. "Saw a lot of guys make plays. I was pleased with the progress I saw from Toney and Collin Johnson yesterday at the receiver position. Obviously, Kenny (Golladay) was making a lot of plays for us. C.J. Board made some nice plays for us. At some point, we're hoping to get John Ross back off I.R. We'll see where he's at health-wise in terms of if that's sooner or later. But that, combined with the tight ends and skill players, it's our job to make things work and function with who we have available.

"Obviously, we're without Shep or Slayton. Those are two key parts of our offense that we don't want to be without, two leaders on our team and hard workers, but we have confidence in guys in the locker room and guys on the roster to turn around and use these guys to keep going forward."

The news on Martinez was, unfortunately, more conclusive. The team's leading tackler last season with 151 — the NFL's third-highest total — Martinez is headed for the surgery and long rehabilitation required after all ACL tears.

Martinez was voted a captain in each of his two Giants seasons. He is a take-charge pro in the huddle, and he was the only player in the league with at least 140 tackles in each of the previous four seasons (including three with the Green Bay Packers). He joined center/guard Nick Gates (fractured lower left leg) as team captains lost early with season-ending injuries.

"Obviously, losing Blake, you hate it for Blake because he's a guy that brings a lot of leadership and passion to this team," Judge said. "He's a guy that really loves being on the football field at the end of the day and really works hard and is a tremendous leader on this team. I think everyone on our team, when you see a guy like him and a guy like Nick Gates get hurt and lose the rest of their season, everybody hurts for them because they know what they put into it in terms of their own performance, but also to really help the team going forward. We're going to keep both those guys, Blake and Nick, involved going forward as leaders and keep them involved with the team."

After Martinez was helped off the field, second-year pro Tae Crowder called the defense in the huddle yesterday and is a candidate to continue in that role.

"In terms of who will have the green dot directly this week (signifying the player who receives the signal from defensive coordinator Patrick Graham), it will be a mix of either Tae Crowder as he wore it yesterday or working with either Reggie Ragland, Justin Hilliard or any other linebackers at the game. Overall, I thought Tae played a good game yesterday. There were some things we want to clean up here or there, but I thought in terms of him jumping into the position as a signal caller, it was something we work on during the week to make sure he's ready if it comes up. I thought he did a good job of that. We had the one communication issue where the headset went down in the game and we had to call a timeout. Other than that, he was very good with making sure everyone had the call, got it directly, got his guys lined up. I thought he played well. I thought he showed some physicality, some real aggressiveness with how he played, so I was really pleased with what Tae did yesterday in the game."

Crowder will likely get many more opportunities to impress the coach in the coming weeks.

\*Tight end Evan Engram caught two passes in his first game of the season but was booed for the remainder of the game after losing a fumble in the second quarter. To his credit, Engram addressed the topic today on a Zoom call with reporters.

"I'm more focused on playing for my team and my teammates," said Engram, a 2020 Pro Bowler. "Obviously, it's not ideal and it's something you don't want to see or hear. But, that's my focus — is playing better football for my teammates and my team and giving the fans and giving our supporters something to cheer about and something to be proud about on the field."

Engram was asked if he was hurt by the fans' treatment.

"Actually, I think I handled it pretty well," he said. "I was able to stay focused and stay locked in on my job on the field. It definitely was an opportunity to be a distraction, but I didn't let that get to me and I just stayed focused on my task at hand and playing the game and finishing the game."

"I've been playing football for a long time. I've played in front of a lot of fans for a good amount of time. We're trained to stay focused in between the lines. That's the best way I tried to handle that yesterday was to stay in between the lines and stay in the game."

Judge voiced his strong support for Engram.

"I think Evan's an extremely mentally tough player," Judge said. "Have I talked to Evan? Yeah, I talked to him yesterday on the sideline, I talked to him in the locker room. I talk to these guys all the time. Two things on that — one, it's our job to give the fans something to cheer about. We talk about it all the time, about you better embrace the pressure and the atmosphere in New York because it's absolutely great. You've got to work for the respect of people here, but it's that much more valuable when it's a game. Secondly, in terms of the players, I'm always going to make sure our players stay focused in the middle of the game and throughout the game and understand that when things aren't going right externally, we've got to make sure we show internal support for our teammates and our players and keep it moving forward."

\*The Giants today signed cornerback Jarren Williams to their practice squad. Williams was released by the Giants on Aug. 21. He spent most of the season on the practice squad in 2020, when he played in two December games, recording one special teams tackle.

## Giants Notebook

By Michael Eisen  
September 26, 2021

EAST RUTHERFORD, N.J. — Eli Manning returned to the center of MetLife Stadium Sunday afternoon for the first time in 651 days and it's obvious the time apart did not dull the affection between the Giants' former quarterback and the team's fans.

On a beautiful autumn afternoon, a crowd of 74,119 people saved some of their loudest cheers for Manning, who was inducted into the Giants' Ring of Honor and had his No. 10 jersey retired in a ceremony at halftime of a 17-14 loss to the Atlanta Falcons.

Surrounded by former teammates and coaches, Manning stood on a stage set up at midfield near the visitor's sideline and told the raucous crowd, "Wellington Mara said, 'Once a Giant, always a Giant.' I'm glad I'm only a Giant."

In his franchise-record 16 years and 248 regular-season and postseason games, Manning led the Giants to a pair of Super Bowl titles and was the MVP in each of the victories against the New England Patriots. He holds almost all of the Giants' significant passing records and is one of the most popular players in franchise history.

Manning led the Giants to victory against the Miami Dolphins in his final start on Dec. 15, 2019 and announced his retirement less than six weeks later.

On Sunday, he was joined on the stage by his parents Archie and Olivia, his wife Abby, team president John Mara, executive vice president Steve Tisch, and former center Shaun O'Hara, who, like all of Manning's teammates, wore a blue No. 10 jersey.

Fittingly, Manning was escorted to the platform by some of his offensive linemen, including Chris Snee, Kevin Boothe, Kareem McKenzie, Rich Seubert and David Diehl.

The players who lined up in front of the stage were Justin Tuck, Amani Toomer, Victor Cruz, Mario Manningham, David Tyree, Plaxico Burress, Kevin Boss, Ahmad Bradshaw, Zak DeOssie, Corey Webster, Jay Alford, Mathias Kiwanuka, and Jeff Feagles, who wore No. 10 before giving it to Manning in exchange for a family vacation in Florida.

Former coaches Kevin Gilbride and Chris Palmer were also in attendance.

Behind the stage was a 30-yard long white banner with images of Manning and the words, "Thank you."

Former coach Tom Coughlin, the most important figure in Manning's career, was unable to attend but lauded his former quarterback in a tribute shown on the stadium's huge screens.

"Eli, there are four Super Bowl championship trophies in the trophy case upfront at the New York Giants' offices," Coughlin said. "You were the quarterback and the MVP on two of those Super Bowl championship teams. I just looked at the final drive the other day, and even though I know the outcome, you couldn't write the script any better. My God, if you're writing a drama or a great sports story, there it is. You literally put your team on your shoulders, drove the ball the length of the field and got the winning touchdown. Congratulations to you on your induction into the New York Giants Ring of Honor. You, my good man, are a New York Giants legend."

Next up on the big boards was former defensive end and Pro Football Hall of Famer Michael Strahan.

"Hey Eli, it's Michael here," said Strahan, a member of the Ring of Honor whose No. 92 jersey will be retired on Nov. 28. "I just want to say congratulations, my friend, well deserved. A jersey retirement, going into the Ring of Honor. You have earned every bit of it. You make me an extremely happy teammate and you made all those Giants fans out there extremely happy as well, man, bringing it two Super Bowls to New York City and the Giants. I love you, I'm proud of you, I'm happy for you, and I want to also apologize. I didn't mean to grab you like that man. I was just so excited because that excitement you brought to everybody else, you brought it to me in Super Bowl 42, so I love you, man. Congratulations again."

O'Hara then strode to the microphone set up on the stage.

"Eli, on behalf of your teammates, coaches, and Giants fans, congratulations on a remarkable career," O'Hara said. "Not just for what you did on this field, alongside many Super Bowl fields, but for what you did off the field. The way you carried yourself, the way you honor the Giants. There's a great quote that I think is very fitting for you right now: 'No man was ever honored for what he received. Honor was a reward for what he gave.'"

Manning was then presented with a framed jersey and a dark blue blazer with the Ring of Honor logo.

"Eli, for 16 seasons you set the standard for what a Giants player should be both on and off the field," Mara said. "As a two-time Super Bowl champion, NFL Man of the Year, and as a future Hall of Famer, you represented this team with pride, with dignity, and with class. We now welcome you into our Ring of Honor and tell you that no Giant will ever wear number 10 again."

As the crowd stood, Manning — wearing his new jacket — took the microphone and could barely be heard above the din.

"Thank you so much," he said. "I am grateful and honored to be here today. I'd like to thank the Mara and the Tisch families for making this possible. Being a part of the New York Giants organization has been one of the great joys of my life. I'm indebted to so many wonderful coaches and great teammates. I'm lucky that I still get to call so many of them mentors and friends now. This day would not be possible without the love and support of my family. It was easy for everyone to celebrate the wins, but you were the ones that were with me all the time and had my back and picked me up when I was down.

"And last but not least, a big thank you to the great New York Giants fans. I'm going to miss running out through that tunnel and hearing your cheers. And thank you for this incredible journey."

After he finished, the stadium thundered again as a blue banner facing the upper deck on the opposite side of the field was removed to reveal Manning's name in the Ring of Honor.

But Manning still had a couple of passes left in his arm. He threw the first to Tyree, who recreated his epic helmet catch in Super Bowl XLII — "76 union Y sail," O'Hara said. Manningham then stepped up and caught a Manning pass down the left sideline, just as he did to start the game-winning drive in Super Bowl XLVI.

He doesn't wear a Giants uniform anymore, but Manning can still create magic in MetLife Stadium.

## Giants' Saquon Barkley still has 'more to go' after first touchdown

By Andrew Crane  
NY Post  
September 26, 2021

With a leap from the 1-yard line into the end zone, Saquon Barkley gave the Giants their first lead of the game Sunday and thrust his season back toward normalcy.

The scenario was typical: a first-and-goal situation, a short-yardage opportunity that called for a team's lead back to flip a game-long deficit and snap another losing streak.

But the past year turned that from a normal occurrence into one that kept evading the Giants, when Barkley missed all but two games last season with an ACL injury and then didn't score in the Giants' first two games this year.

Against the Falcons on Sunday, with the Giants trailing 7-6 early in the fourth quarter, Eli Penny plunged forward into the offensive line and created the gap Barkley followed, bouncing off defensive lineman Grady Jarrett's chest but not before stretching the ball across the goal line.

Barkley's first touchdown since Dec. 29, 2019 gave the Giants a lead that lasted until the Falcons scored with four minutes left to tie the game and then again in the final seconds to seal the visitors' 17-14 victory. Barkley finished with 51 yards on 16 rushing attempts and six receptions — his most carries and catches since returning from the knee ailment. That re-emergence, along with the return of a balanced stat line reflecting contributions in both the rushing and passing attack, came when the Giants lost two of their top receivers, Darius Slayton and Sterling Shepard, to hamstring injuries.

"There's definitely more to go," Barkley said. "I can see it, my teammates can see it, they've been telling me that it's coming, I'm starting to look like myself again."

But, Barkley added, he knew this role wasn't going to be easy. It would take time to return from a year-long absence and finish reversing the trend of a franchise that won a total of 12 games between 2016 and 2019 after winning 11 in 2015. Then, after starting 0-5 last year, the Giants won six games, nearly took the NFC East's playoff spot, and somehow, in a losing season, flashed some hope.

That all happened without Barkley, though. He got tripped up at the line of scrimmage against the Bears in Week 2, thrown to the ground again near the sideline, and tore his ACL in the process. Barkley didn't play another snap and

didn't shed the non-contact jersey until just before the season opener. He then proceeded to run for 26 and 57 yards, respectively, in his team's first two games.

But the Giants' first series Sunday set the tone for Barkley to eclipse those numbers. He took a short screen pass from Jones and sprinted for 14 yards before following that five plays later with a 7-yard run. Near the end of the first quarter, he ripped off a 15-yard run that ended with the Falcons forcing him out of bounds — after he avoided Erik Harris' ankle tackle to gain extra yards.

"I'd seen him have some productive runs right there," head coach Joe Judge said postgame, when asked about Barkley's ability to scamper through open holes.

After that play, though, Barkley remained on the sidelines as the quarter wound down. But Barkley returned to the team huddle to start the second quarter and took the next carry.

Barkley said after the game that he wasn't hurt and got "hit somewhere uncomfortable," in explaining why he briefly checked himself out. Judge said he didn't notice Barkley looking injured or even checking out beyond the Giants planned backfield rotation.

On the Giants' final drive, when they needed points to snap a tie and avoid giving Atlanta the ball back with time on the clock, Barkley touched the ball on four of eight plays. The final time came on another screen pass, when Jones dumped it to his left and Barkley sprinted up toward midfield on third-and-19. He broke into open space, gaining 10 yards but needing just one more block to get near the first-down marker — and possibly more.

But Ben Bredeson didn't make full contact with his Atlanta defender on the block, and Barkley was tackled, pounding the ball on the turf as the two-minute warning approached.

# Sterling Shepard is moving up Giants' career receptions list, but he wants to reach the playoffs more

By Tom Rock  
Newsday  
September 25, 2021

Sterling Shepard did not realize it, but his nine catches against Washington on Thursday moved him ahead of Bob Tucker and into ninth place on the team's all-time receptions list.

"How many more do I need to get to eight?" he asked when it was brought to his attention.

Six to pass Chris Calloway. And if the season keeps going the way it has been for him — after two weeks he was tied for the NFL lead with 16 receptions — he could pass Frank Gifford, Ike Hilliard, Jeremy Shockey, and maybe even his old pal Odell Beckham Jr., to move into the top four.

"That's special, man," he told Newsday. "There have been a lot of great players who have come through and played here and to have your name in the books is one of the reasons why all of us play the game. We all want to leave a stamp that will be here after you are gone."

As Shepard's march up the list is showing, however, such placements in the record books are fleeting and can be eclipsed at just about any time. Look at poor Hakeem Nicks who began the season as the 10th most prolific pass-catcher in franchise history. Shepard has since bumped him off the page.

But Nicks has another kind of immortality with the Giants, one that no one can ever take away. He has a Super Bowl ring. Shepard? He is the longest tenured current Giant as he plays in his sixth season, their most consistent player this season, and swiftly climbing the ranks of all-time greats with the franchise. But he hasn't even won a post-season game in the uniform.

"Man, my team goals exceed my individual goals to be honest," he said. "They trump my individual goals."

Then he took a deep breath.

"I want to get back to the playoffs so bad," he said. "That's my goal. You ask me my goal? That's my goal."

Shepard did get there once, as a rookie, in 2016. Like most young players, he didn't appreciate it as it was happening.

"Honestly I thought then that it was an easy thing to do," he said. "I came out of college from a winning program

then came here and went 11-5. I thought that was normal. But I haven't been back since. That's something I want the younger guys here now to experience. Playoff football has a different feel. Everything about it is different."

The way he and the rest of the Giants receivers performed in that game, a wild-card loss to the Packers, remains one of the biggest regrets of his career.

"One thing I do remember them telling me is that Eli is a different man when it comes to the playoffs," he said. "I was like 'Yeah, I know, I remember watching him when I was younger.' But I never had really seen it first-hand. He was different. I mean, his preparation was always on point, but man, he was playing lights out. I wish we would have helped him more."

In the first two drives of the game he and Beckham combined to drop four passes, one each in the end zone, and the Giants lost, 38-13.

Shepard assumed he'd get a crack at redemption right soon. Instead he's still waiting.

He said he met with former teammate Brandon Marshall this week and the two spoke about how difficult it is just to make the playoffs. Marshall played 13 NFL seasons with six different franchises. None of his teams ever played more than the 16 regular-season games scheduled.

That's one of the reasons why Shepard is having the kind of season he is having, why he put forth what he considered and those around the organization recognized as his strongest training camp and preseason of his career. He understands the urgency to get back. And he'll drag the team there if he has to. He's only 28 years old, but he understands he is likely at least halfway through his NFL career and if the Giants don't win soon it will bring about yet another rebuild that would make an expensive veteran like himself all the more expendable.

There is urgency.

"He brings energy and juice to practice every day, energy and juice to the game whether we are up or down," wide receivers coach Tyke Tolbert said. "He holds himself to such a high level and he wants everyone to play at that same level."

So much so that on the last drive of the opening game against Denver, when most of the Giants fans had already fled MetLife Stadium and the Broncos had sealed the vic-



tory, he was pushing everyone on the field to finish strong.

"He was telling them "Come on, everybody, let's keep performing at a high level,'" Tolbert said.

For what it's worth, the Giants did score a touchdown on that drive as Daniel Jones ran it in as time expired.

Whether he can snap the sled dogs around him to mush their way through the rest of this regular season is anyone's guess. They're 0-2, just as they have been at the start of each year of Shepard's career other than his rookie season. Shepard thinks the Giants are "close" to being a playoff team, though. He loves his quarterback. He trusts his defense. He believes in the message of his head coach.

"I'm where my feet are and focusing on Atlanta right now," he said, "but that's something I want to happen. I'm going to keep doing my thing and keep trying to help the team win any way I can."

If he can accomplish that, it will put him on a list separate from the all-time this or the single-season that. It will put him on one of the Super Bowl banners that hang in the team's fieldhouse. There have been four there since the day Shepard was drafted, each stitched with the name of every player and coach on the teams that won it all.

That would be the real stamp to leave on the organization long after he is gone.

**MOST RECEPTIONS IN GIANTS HISTORY**

Amani Toomer — 1996-08 — 668

Tiki Barber — 1997-06 — 586

Joe Morrison — 1959-72 — 395

Odell Beckham Jr. — 2014-18 — 390

Jeremy Shockey — 2002-07 — 371

Ike Hilliard — 1997-04 — 368

Frank Gifford — 1952-64 — 367

Chris Calloway — 1992-98 — 334

Sterling Shepard — 2016-present — 329

Bob Tucker — 1970-77 — 327

## C.J. Board trying to carve out Giants role year after scary injury

By Ryan Dunleavy  
New York Post  
September 19, 2021

If C.J. Board's whole NFL career is a roller-coaster ride, then he emerged feeling excited after a short trip through the darkness.

Since Aug. 31, the Giants ... kept Board on the initial cut from 80 to 53 players ... then cut him to make room for waivers additions ... then re-signed him ... then cut him again ... then added him to the practice squad ... then promoted him to play in each of the first two games.

A lot of emotional ups and downs already but nothing as scary as Oct. 18, 2020, when he stayed down after taking a shot in the back as the target of an incompletion. He was immobilized, taken off the field on a cart and diagnosed with a sprained neck and a concussion at a local hospital.

"I never experienced something like that before," Board said recently. "There's not much I remember from that play or from that day, but watching it kind of jogs some memory. It actually doesn't look as bad as I thought it was going to look. The training staff did a great job getting me back on the football field."

Board missed only two games and played in each of the Giants' final eight. His 2021 roster spot figured to be in jeopardy after the offseason arrivals of Kenny Golladay, Kadarius Toney and John Ross, but Board's first-team snaps count kept climbing as preseason injuries mounted at receiver. He strung together strong practices to separate from David Sills, Damion Willis and Dante Pettis on the bubble.

"Going into camp, my biggest two goals were to establish a role and be as consistent as possible. The rest usually plays out after that," Board said. "Any chance to make a regular-season roster is a blessing that's earned — and something that can be taken away. You have to make sure that each day you play like you are still trying to make the roster, on special teams and being versatile on offense."

Board was cut five times by four different teams — including once when an untimely shoulder injury in the final preseason game ruined his shot to make the 2018 Browns — before landing with the Giants last August. Such is the road for many undrafted players, especially FCS products like Board, who was far off the NFL radar until he ran a 4.40-second 40-yard dash at Chattanooga's Pro Day in 2017.

"C.J. has done a great job of working really hard at his craft," agent Kyle Strongin said, "and not letting some other circumstances throughout his career, whether previous injuries or being released in other places, affect his goal to be a really quality NFL player."

So, last season's opportunity was years in the making, with a lot on the line when Board's helmet slammed into the turf, and the Giants trainers cut off his facemask as players from both teams dropped to a knee.

"I was watching the game, and my heart dropped," Strongin said. "You just hope, wish and pray. For us, it's never about the football player. You are concerned for C.J. the person — that he is OK."

There was a sigh of relief. Now it's all in the past, and Board is averaging 28.3 yards per kickoff return. He made a 6-yard catch in Week 1 with no concern on the tackle.

"Stuff like that is part of the game," Board said. "We sign up for it. The less you think about it, the less you are in that situation because then you are playing fast. Normally, stuff like that happens when you are a little hesitant. I'll just look out for it better next time."

Board's holding penalty Thursday against Washington negated a touchdown run by Daniel Jones — ultimately costing the Giants four points — but replays suggest clean technique and a controversial call by a reputedly ticky-tac officiating crew.

"He's done nothing but get better since he walked in the door last year," Giants special teams coordinator Thomas McGaughey said recently. "[Returning] was a skill he had in college and he hadn't done it a lot in the league, so we just knocked the dust off of it and he jumped right back into it. C.J. comes into a room and he won't say two words — he just works. He'll run all day long. He's becoming a really good pro."

The Giants can promote Board from the practice squad just one more time before deciding whether to re-sign him to the 53-man roster or let him go.

Just a few weeks ago, Board's phone was blowing up with well wishes from friends who thought he was released for good, but he and Strongin were in on the Giants' plan to use some roster gymnastics to keep him around. Where some players might hear the bad news, Board saw the bigger picture.

"The most important thing is the Giants like him and want to continue working with him," Strongin said. "I say, 'Don't let the emotions get in the way of the facts,' and C.J. handles that very well because he is very mature. That's helped in his career."

# 'Nick Gates vs. The World': Giants fans rallying behind offensive lineman in cool way after he suffered brutal injury in Week 2

By Zack Rosenblatt  
NJ Advance Media for NJ.com  
September 18, 2021

Offensive linemen rarely become fan favorites, especially in a league where quarterbacks and skill players are popularity kings. But offensive lineman Nick Gates managed to breakthrough with the Giants fan base since becoming a starter last year.

It did that through his toughness and easy-going personality. He's known for his long, brown hair and propensity for practicing with his belly hanging out of his jersey. But he captivated Giants fans last year when he got in a shoving match with menacing Rams defensive tackle Aaron Donald, and didn't back down even as Donald grabbed his facemask.

Gates' journey — he worked his way from being an undrafted rookie that missed the entire 2018 season to a starter at center in 2020, a position he'd never played before — didn't hurt either.

In the offseason, Gates went on Talkin' Giants, a popular Giants podcast, and later tweeted their signature slogan. So it should come as no surprise that the Giants fan base rallied behind Gates after he suffered a likely season-ending injury on Thursday night.

On Friday, Bobby Skinner and Justin Penik — the Talkin' Giants co-hosts — instructed their listeners to tweet out "Nick Gates vs. The World". Enough people listened — and others followed suit — and the phrase was trending on Twitter by Friday night.

"What drew us to Nick was his nastiness, willingness to fight, versatility, story and ultimately being a good NFL offensive lineman," Skinner said.

Thursday night, Gates suffered a gruesome injury against Washington that had pretty much everyone at FedEx Field in Landover, Md. silent. The entire Giants roster surrounded him before he was carted off the field. He was transported to a hospital, where he remains for the time being after Friday morning surgery on what was described as a "lower leg fracture".

After the game — which the Giants lost in heartbreaking fashion — Gates' agent Jonathan Perzley posted on Instagram that Gates "laughed on the phone and said 'I snapped that s--- in half'" and Perzley added that "it would take a lot more than a broken bone to stop that

man."

Gates then posted to Instagram too, a photo of himself waving to the crowd as he was carted off the field on Thursday, with the message: "Thanks for all the prayers Giant nation! Going to be a (heck) of a comeback!"

His teammates expressed their support after Thursday night's game too.

"He is a guy that works his tail off every day and someone everyone looks to, to be a leader," quarterback Daniel Jones said. "It hurts to see him go down like that. I'm certainly praying for him and wishing for the best."

Saquon Barkley called Gates a "fighter".

Giants coach Joe Judge said he "can't say enough about Nick in terms of what he does for the team, how he works, the energy and spirit he brings on a daily basis. He's an all-in team guy, he's a very selfless player. He's been a great leader for this team ... It's always: 'Whatever's best for the team, coach, that's what I'm gonna do.'"

Gates is known for his easy-going, fun-loving personality. He has long, brown hair he'll shake in the wind for comedic effect. He likes to practice with his belly hanging out, and is willing to crack jokes at press conferences.

Before the season, Gates was voted team captain for the first time.

"I mean, right now I'm getting the chills," Gates said after being named captain. "It's an honor just to be a captain, especially for this great organization the Giants have. Just the people that have come before me that are captains, just to be able to be a part of that legacy, it's awesome."

But now the Giants have to charge forward in 2021 without him. In his place — and with guard Shane Lemieux out too — they'll likely start two new players at left guard (Ben Bredeson) and center (Billy Price).

Gates is under contract through next season, and he'll push to rehab and recover in time to play next season in a Giants uniform.

Until then, it'll just be Nick Gates vs. The World.