CAROLINA PANTHERS

AT

NEW ORLEANS SAINTS

Media Information

Week 7 • October 25, 2020 • 1:00 pm ET

CAROLINA PANTHERS

CAROLINA PANTHERS (3-3)
AT
NEW ORLEANS SAINTS (3-2)

New Orleans, La. • Mercedes-Benz Superdome
October 25, 2020 • 1:00 p.m. ET

PANTHERS AT SAINTS

• The Carolina Panthers hit the road in Week 7 for an NFC South battle at the New Orleans Saints.

• Carolina enters this game with a 3-3 record this season. The Panthers' three-game winning streak was snapped last week after a 23-16 loss to Chicago.

• The 3-2 Saints come into Week 7 fresh off a bye week. Their last game was a Monday Night Football matchup with the Chargers. New Orleans won the game in overtime by a score of 30-27.

• The Panthers and Saints have faced off 50 times in the regular season with an even split of 25 wins apiece. The two clubs have played each other once in the postseason (2017 Wild Card at New Orleans) and the Saints won 31-26.

BY THE NUMBERS

• QB **Teddy Bridgewater** ranks 4th in the NFL (among qualified QBs) with a 70.9 completion percentage. His 1,676 passing yards this year rank 7th among all QBs.

• RB **Mike Davis** leads the NFL with 21 broken tackles this season. Since stepping in for RB Christian McCaffrey in Week 3, Davis ranks t-1st in receptions by a RB (24), 4th in rushing yards after contact (195), 8th in total scrimmage yards (406) and 9th in rushing yards (271).

• DT **Derrick Brown** has recorded 6 tackles for loss this season, t-6th in the NFL and the most by any 2020 rookie.

•CB **Rasul Douglas** tied a career high with 3 passes defensed last week. His 6 total PDs this season are tied for 9th most by any player.

TOP RECEIVING DUO

WRs **Robby Anderson** and **DJ Moore** enter Week 7 with the most receiving yards by a pair of teammates in the NFL.

Anderson leads the Panthers with 566 receiving yards (2nd in the NFL). Moore is tied for 10th in the league with 474 receiving yards.

Anderson has three 100-yard receiving games, tied for 2nd most this season. Moore ranks 3rd among all players with an average of 17.6 yards per reception (min. 20 receptions).

Most Rec. Yards By Teammates

Players	*Combined Rec. Yards*	*Combined Receptions*
R. Anderson, DJ Moore **CAR**	1,040	67
A. Cooper, C. Lamb **DAL**	1,000	82
J. Jefferson, A. Thielen **MIN**	952	60

BROADCAST INFORMATION

TELEVISION
FOX
WJZY-TV
Kevin Kugler
Chris Spielman
Laura Okmin

RADIO FLAGSHIP
WBT
1110am-99.3 fm
Mick Mixon
Jim Szoke
Kurt Coleman
Kristen Balboni

2020 SCHEDULE

Week	Opponent	Result	Date	Time	Location
Week 1	Raiders	L 30-34			
Week 2	Buccaneers	L 17-31			
Week 3	Chargers	W 21-16			
Week 4	Cardinals	W 31-21			
Week 5	Falcons	W 23-16			
Week 6	Cowboys	L 16-23			
Week 7	Saints		October 25	1 PM	
Week 8	Falcons		October 29	8:20 PM	
Week 9	Chiefs		November 8	1 PM	
Week 10	Buccaneers		November 15	1 PM	
Week 11	Lions		November 22	1 PM	
Week 12	Vikings		November 29	1 PM	
Week 14	Broncos		December 13	1 PM	
Week 15	Packers		December 19/20	TBD	
Week 16	Rams		December 27	1 PM	
Week 17	Saints		January 3	1 PM	

HOME AWAY

Panthers Communications
Steven Drummond *Vice President - Chief Communications Officer* • **Ryan Anderson** *Assistant Director of Communications*
Bruce Speight *Manager of Social Engagement & Alumni Affairs* • **Preston Edwards** *Communications Assistant*
Maria Vanderford *Media Relations Assistant*

LAST WEEK'S RECAP

Week 6 vs Chicago

Bank of America Stadium • Charlotte, N.C.
Oct. 18, 2020 • 1:00 PM

16 - 23

CHINN TALLIES FIRST CAREER INT

• Rookie S Jeremy Chinn recorded his first career interception, picking off Bears QB Nick Foles in the third quarter last week.

• With five tackles in the game, Chinn brought his season total to 48 tackles, t-11th in the NFL and the most by any 2020 rookie.

BROWN ADDS ANOTHER TFL

• Rookie DT Derrick Brown tallied three tackles, one QB hit and one tackle for loss against the Bears.

• Brown now has six TFLs this season, t-6th in the NFL and the most by any 2020 rookie.

RUSHING DEFENSE

• Chicago entered last week's matchup averaging 95.4 rushing yards per game. Carolina's defense held the Bears to 63 rushing yards on 25 attempts, averaging just 2.52 yards per rush.

MOORE MOVES UP THE CHARTS

• WR DJ Moore led the Panthers with five receptions and 93 receiving yards (18.6 yards per catch) against Chicago.

• Moore brought his season total to 474 receiving yards, t-10th in the NFL. His average of 17.6 yards per reception this season ranks 3rd among all players with at least 20 receptions.

• Moore has totaled 2,437 yards in his young career. Last Sunday, he moved up from 9th place to 7th in franchise history for career receiving yards by a Panther. Just six games into his third season, Moore already holds the franchise record for receiving yards by a Panther in his first three seasons.

Receiving Yards // Panthers History

Player	*Rec Yds*	*Rec*	*Rec Yds/G*
Steve Smith	12,197	836	67.0
Muhsin Muhammad	9,255	696	59.7
Greg Olsen	6,463	524	51.3
Wesley Walls	3,902	324	39.8
Christian McCaffrey	2,590	310	51.8
Mark Carrier	2,547	176	44.7
D.J. Moore	*2,437*	*169*	*65.9*
Kelvin Benjamin	2,424	168	60.6
Brandon LaFell	2,385	167	39.8

ROBBY SURPASSES 500 YARDS

• WR Robby Anderson tallied 77 yards on four receptions against Chicago.

• Anderson has 566 receiving yards this season, the 2nd most by any player this season and the 4th most by any Panther through the first six weeks of any season.

• His 40 receptions this season are tied with RB Christian McCaffrey (2018) for the most by a Panthers player through the first six games of a season.

2020 REGULAR SEASON STATISTICS

PANTHERS		SAINTS
	OFFENSE	
383.5 (11th)	*Total Net Yards Per Game*	378.4 (12th)
116.8 (16th)	*Rushing Yards Per Game*	115.0 (18th)
4.22 (18th)	*Rushing Yards Per Attempt*	4.11 (21st)
266.7 (9th)	*Passing Net Yards Per Game*	263.4 (12th)
12 (t-17th)	*Sacks Allowed*	7 (t-3rd)
44.4 (13th)	*Third Down Efficiency*	48.5 (4th)
23.0 (23rd)	*Points Per Game*	30.6 (5th)
	DEFENSE	
340.5 (11th)	*Total Net Yards Per Game*	337.4 (8th)
121.7 (18th)	*Rushing Yards Per Game*	100.2 (6th)
4.93 (27th)	*Rushing Yards Per Attempt*	3.55 (4th)
218.8 (7th)	*Passing Net Yards Per Game*	237.2 (19th)
5 (t-31st)	*Sacks*	13 (t-14th)
50.7 (29th)	*Third Down Efficiency*	48.6 (26th)
23.5 (13th)	*Points Allowed Per Game*	30.0 (24th)

INDIVIDUAL TOP-10 RANKS

Player	*Stat*	*Rank in NFL*
QB **Teddy Bridgewater**		
Completion % (passing qualifiers)	70.9	4th
Passing Yards	1,676	7th
Completions	146	5th
WR **Robby Anderson**		
Receiving Yards	566	2nd
Receptions	40	t-4th
Yards After Catch	235	5th
Receptions of 20+ Yards	8	t-4th
WR **DJ Moore**		
Receiving Yards	474	t-10th
Yards Per Catch (min. 20 rec.)	17.6	3rd
RB **Mike Davis**		
Broken Tackles	21	1st
Receiving Yards by a RB	209	2nd
Receptions by a RB	32	t-2nd
DT **Derrick Brown**		
Tackles For Loss	6	t-6th
DE **Brian Burns**		
Forced Fumbles	2	t-5th
CB **Donte Jackson**		
Interceptions	2	t-5th
CB **Rasul Douglas**		
Passes Defensed	6	t-9th

OFFENSIVE STAT LEADERS

TEDDY BRIDGEWATER

PASSING

1,676	*Passing Yards*	1,331
70.9 (146-206)	*Completion %*	71.0 (125-176)
6	*Passing TDs*	9
5	*Interceptions*	3
94.6	*Passer Rating*	102.7

DREW BREES

MIKE DAVIS

RUSHING

272	*Rushing Yards*	281
64	*Attempts*	61
4.3	*Yards Per Rush*	4.6
4	*Total TDs*	7
481	*Scrimmage Yards*	676

ALVIN KAMARA

ROBBY ANDERSON

RECEIVING

566	*Receiving Yards*	395
40	*Receptions*	38
14.2	*Yards Per Reception*	10.4
1	*Receiving TDs*	3
235	*Yards After Catch*	348

ALVIN KAMARA

PREVIOUS RESULTS

PANTHERS (25-26) vs SAINTS
Home: 12-13...Away: 13-13
(Includes Postseason: 0-1)

10/22/95	NEW ORLEANS	W 20-3
11/26/95	at New Orleans	L 26-34
09/08/96	at New Orleans	W 22-20
10/20/96	NEW ORLEANS	W 19-7
10/19/97	at New Orleans	W 13-0
11/30/97	NEW ORLEANS	L 13-16
09/13/98	at New Orleans	L 14-19
11/01/98	NEW ORLEANS	W 31-17
09/12/99	at New Orleans	L 10-19
01/02/00	NEW ORLEANS	W 45-13
10/15/00	at New Orleans	L 6-24
11/12/00	NEW ORLEANS	L 10-20
10/14/01	NEW ORLEANS	L 25-27
12/02/01	at New Orleans	L 23-27
11/10/02	NEW ORLEANS	L 24-34
12/29/02	at New Orleans	W 10-6
10/05/03	NEW ORLEANS	W 19-13
10/26/03	at New Orleans	W 23-20 OT
12/05/04	at New Orleans	W 32-21
01/02/05	NEW ORLEANS	L 18-21
09/11/05	NEW ORLEANS	L 20-23
12/18/05	at New Orleans (at LSU)	W 27-10
10/01/06	NEW ORLEANS	W 21-18
12/31/06	at New Orleans	W 31-21
10/07/07	at New Orleans	W 16-13
11/25/07	NEW ORLEANS	L 6-31
10/19/08	NEW ORLEANS	W 30-7
12/28/08	at New Orleans	W 33-31
11/08/09	at New Orleans	L 20-30
01/03/10	NEW ORLEANS	W 23-10
10/03/10	at New Orleans	L 14-16
11/07/10	NEW ORLEANS	L 3-34
10/09/11	NEW ORLEANS	L 27-30
01/01/12	at New Orleans	L 17-45
09/16/12	NEW ORLEANS	W 35-27
12/30/12	at New Orleans	W 44-38
12/08/13	at New Orleans	L 13-31
12/22/13	NEW ORLEANS	W 17-13
10/30/14	NEW ORLEANS	L 10-28
12/07/14	at New Orleans	W 41-10
09/27/15	NEW ORLEANS	W 27-22
12/06/15	at New Orleans	W 41-38
10/16/16	at New Orleans	L 38-41
11/17/16	NEW ORLEANS	W 23-20
09/24/17	NEW ORLEANS	L 13-34
12/03/17	at New Orleans	L 21-31
01/07/18	at New Orleans (playoffs)	L 26-31
12/17/18	NEW ORLEANS	L 9-12
12/30/18	at New Orleans	W 33-14
11/24/19	at New Orleans	L 31-34
12/29/19	NEW ORLEANS	L 10-42

NOTABLE CONNECTIONS

PANTHERS W/ NEW ORLEANS TIES

- Offensive coordinator Joe Brady was an offensive assistant with New Orleans from 2017-18.
- QB Teddy Bridgewater played for the Saints from 2018-19. Last year, he started five games for New Orleans, helping the team win each of those games.
- CB Eli Apple played with the Saints from 2018-19. Apple started in each of his 25 games played with New Orleans, setting a career high with two interceptions in 2018.
- CB Donte Jackson is originally from Metarie, La. He played collegiately at LSU from 2015-17, before being selected by Carolina in the 2nd round (55th overall) of the 2018 Draft.

SAINTS W/ CAROLINA TIES

- OL James Hurst played collegiately at North Carolina from 2010-13.
- TE Jared Cook and DB D.J. Swearinger both played collegiately at South Carolina.

LAST TIME THEY MET...

PANTHERS 10 - SAINTS 42
DEC. 29, 2019 • CHARLOTTE, N.C.

The Panthers fell to the Saints by a score of 42-10 in the 2019 season finale. Carolina's day was highlighted by RB Christian McCaffrey's record-setting day. McCaffrey tallied 72 receiving yards on seven receptions to reach the 1,000 yard mark. McCaffrey finishes the season with 1,005 yards receiving and 1,387 rushing yards. He joined Roger Craig and Marshall Faulk as the only players in NFL history with 1,000 rushing/1,000 receiving. McCaffrey ended the season with 2,392 scrimmage yards, third-most in NFL history in one season. His final tally of 116 receptions set the new NFL record for most catches by a RB in one season, besting his own record of 107 that he set in 2018.

THE HEAD COACHES

MATT RHULE

SEAN PAYTON



	Rhule	Payton
NFL Coaching Experience	2nd season	24th season
Years as HC w/ current team	1st season	13th season
Regular Season Record as HC	3-3 (.500)	134-79 (.629)
Postseason Record as HC	0-0 (.000)	8-7 (.533)

The Carolina Panthers announced Matt Rhule as the franchise's fifth head coach in franchise history on January 8, 2020. Rhule has spent 22 years as a coach in the college and NFL ranks.

Rhule joined Carolina after three seasons (2017-19) as the head coach at Baylor University, where he helped rebuild the Baylor program, guiding the team from a 1-11 finish in his first season to a 7-6 record and a bowl berth in 2018 to an 11-3 record and appearance in the Big 12 Championship and the Sugar Bowl in 2019. Baylor's appearance in the Sugar Bowl last season was just the second-ever in school history, and under Rhule's leadership the Bears became the first Power 5 program to go from 11 losses (2017) to 11 wins (2019) within two seasons.

In 2018, Rhule led the Bears to a 45-38 Texas Bowl win over Vanderbilt, and seven total victories, a six-win improvement over his first season. Rhule was only the second coach in Baylor history to make bowl trips in two of his first three seasons.

Rhule went to Baylor after four seasons as head coach at Temple University. In his head coaching debut at Temple, (2013-16), Rhule took the Owls from a 2-10 mark in his first season to a 6-6 record in 2014 and two consecutive 10-win seasons in 2015 and 2016. He guided the Owls to the school's first-ever back-to-back 10-win seasons. Rhule led Temple to the 2016 AAC championship with a 34-10 victory over Navy in the title game and earned a bid to the Military Bowl.

In 2015, Temple played in the AAC's inaugural championship game. Rhule's Owls finished with a school-record 10 wins (10-4), reached No. 22 in the AP Top 25 and played in the Boca Raton Bowl.

Rhule returned to Temple after coaching with the New York Giants under head coach Tom Coughlin in 2012. As assistant offensive line coach, the Giants finished 9-7 and averaged 335 yards on offense, with offensive guard Chris Snee earning 2012 Pro Bowl honors.

Prior to his stint in the NFL, Rhule spent six seasons as an assistant at Temple under head coaches Al Golden and Steve Addazio.

From 2002-05, Rhule was an assistant at Western Carolina, serving as assistant head coach during his last three seasons. He also was part of the staffs at UCLA (2001), Buffalo (1999-2000) and Albright College (1998).

A native of New York City, Rhule played linebacker at Penn State from 1994-97. He holds a master's degree from Buffalo. Rhule and his wife Julie have three children, Bryant, Vivienne and Leona.

RHULE COACHING HISTORY

1998	Albright College	Linebackers
1999-2000	University of Buffalo	Defensive Line
2001	UCLA	Defensive Line
2002	Western Carolina	Special Teams/Linebackers
2003-04	Western Carolina	Associate Head Coach/Linebackers/ Special Teams
2005	Western Carolina	Associate Head Coach/Running Game Coordinator/Special Teams/ Linebackers
2006	Temple	Defensive Line
2007	Temple	Quarterbacks
2008-10	Temple	Offensive Coordinator/Quarterbacks
2011	Temple	Tight Ends/Offensive Coordinator
2012	New York Giants	Assistant Offensive Line
2013-16	Temple	Head Coach
2017-19	Baylor	Head Coach
2020	Carolina Panthers	Head Coach

Named the 14th head coach in Saints history on Jan. 18, 2006, Sean Payton has led the Saints to seven playoff appearances, fi ve NFC South titles, three NFC Championship berths and the Super Bowl XLIV title.

Payton earned unanimous NFL Coach of the Year honors in his fi rst season in 2006 and received the same honors from several outlets in 2009.

The Saints have ranked among the league's top 10 offenses each season since his arrival, including fi n-ishing fi rst in the NFL six times including putting up an NFL record 7,474 net yards in 2011. Defensively, New Orleans ranked fourth in the league in 2010 and 2013.

He previously coached with the Dallas Cowboys (2003-05), New York Giants (1999-2002), and Philadel-phia Eagles (1997-98). Payton was a three-time All-American at Eastern Illinois, where he had the third highest total (10,665 passing yards) in NCAA Division IAA history.

He earned a degree in communications. He had brief playing stops with Chicago of the Arena League, the CFL's Ottawa Rough Riders and the Chicago Bears in 1987.

He coached collegiately at San Diego State (1988-89, 1992-93), Indiana State (1990-91), Miami (OH) (1994-95) and Illinois (1996).

Payton was born December 29, 1963 in San Mateo, Calif. and raised in Naperville, Ill. He has a daughter, Meghan, and a son, Connor.

PAYTON COACHING HISTORY

2006-	New Orleans Saints	Head Coach
2005	Dallas Cowboys	Asst Head Coach/Pass Game Coord.
2003-04	Dallas Cowboys	Asst Head Coach/ Quarterbacks
2000-02	New York Giants	Offensive Coordinator
1999	New York Giants	Quarterbacks
1997-98	Philadelphia Eagles	Quarterbacks
1996	Illinois	Quarterbacks
1994-95	Miami (Ohio)	Offensive Coordinator
1992-93	San Diego State	Running Backs/ Quarterbacks
1990-91	Indiana State	Quarterbacks/Receivers
1988-89	San Diego State	Graduate Assistant

OFFENSIVE NOTES

TEDDY TIME

• QB **Teddy Bridgewater** ranks 4th in the NFL with a 70.9 completion percentage.

• His 1,676 passing yards this year are the 7th most in the NFL, and 2nd in franchise history through the first six weeks of a season (Cam Newton: 1,847 in 2011).

• Bridgewater has tallied 250+ passing yards in 4-of-6 games played this season. He threw for a career-high 367 yards in Week 2 at Tampa Bay. He also set a career high with 33 completions in the game.

• Bridgewater has 38 completions on 3rd-down plays this season, tied for 4th most in the NFL. His 462 passing yards on 3rd downs rank 5th, and his 74.5 completion percentage ranks 3rd among qualified QBs. Bridgewater has posted a 100.3 passer rating on 3rd down plays in 2020.

Completion Percentage // 2020 QBs

AMONG QUALIFIED QBS

Player	*Comp%*	*Comp-Att*
D. Carr **LV**	73.1	128-175
R. Wilson **SEA**	72.8	123-169
D. Brees **NO**	71.0	125-176
T. Bridgewater CAR	**70.9**	**146-206**
R. Fitzpatrick **MIA**	70.1	138-197

Passing Yards // 2020 QBs

Player	*Pass Yards*	*TD-INT*
D. Prescott **DAL**	1,856	9-4
M. Ryan **ATL**	1,843	11-3
D. Watson **HOU**	1,786	13-5
J. Allen **BUF**	1,711	16-4
P. Mahomes **KC**	1,699	15-1
G. Minshew **JAX**	1,682	11-5
T. Bridgewater **CAR**	1,676	6-3

TEDDY'S WINNING %

Bridgewater has a 25-15 record as a starting QB in his career, totaling a .625 winning percentage. Among all active QBs with at least 20 career starts, Bridgewater ranks 8th in winning percentage.

Career Winning Percentage Among Active QBs

Minimum 20 starts

Player	*Win %*	*W-L*
Lamar Jackson	85.7	24-4
Patrick Mahomes	78.4	29-8
Tom Brady	77.2	223-66
Jimmy Garoppolo	76.7	23-7
Russell Wilson	68.8	91-41
Ben Roethlisberger	67.6	149-71
Aaron Rodgers	65.6	117-61
Teddy Bridgewater	*62.5*	*25-15*
Jared Goff	61.7	37-23
Dak Prescott	60.9	42-27

ON THE GROUND

In Week 4 vs Arizona, Bridgewater scored his first rushing touchdown since 2015 on an 18-yard run in the first quarter. It marked Bridgewater's sixth career rushing touchdown. His last rushing touchdown came on 12/20/15 (MIN vs. CHI).



THIRD DOWN PASSING

On **3rd** downs this season, Bridgewater ranks:

5th — ***PASSING YARDS***
462

T-6th — ***COMPLETIONS FOR 1ST DOWNS***
25

3rd — ***COMPLETION PERCENTAGE***
74.5% (among qualified QBs)

OFFENSIVE NOTES

ROBBY'S HOT START

• WR **Robby Anderson** ranks 2nd in the NFL in receiving yards (566) and t-4th in receptions (40).

• Anderson's 40 receptions are tied with RB Christian McCaffrey (2018) for the most by any Panther through the first six games of a season.

• His three games of 100+ receiving yards this season are tied for the 2nd most by any player and tie his single-season career high. In Week 2 at Tampa Bay, Anderson joined WR Steve Smith as the only Panthers players to ever open a season with back-to-back 100-yard receiving games.

• Over the last three seasons (2017-19), Anderson is 1-of-8 NFL receivers to post at least 50 receptions, 750 receiving yards and five touchdowns each year.

MOORE LIFE

• WR **DJ Moore** has totaled 474 receiving yards this year, t-10th most in the NFL. His 17.6 average yards per catch rank 3rd among WRs with at least 20 receptions this year.

• Moore scored his first touchdown of the season in Week 5 on a 57-yard catch and run. According to Next Gen Stats, he peaked at 21.52 mph on the play, the fastest recorded ball carrier of Week 5 and the 4th fastest this season.

• Moore has totaled 2,344 receiving yards in his career since entering the NFL in 2018. Only five games into his 3rd season, he has already broken the franchise record for most receiving yards by a WR through their first three career seasons.

2020 Leaders // Rec. Yards

Player	*Rec. Yds*
1 - D. Hopkins **ARZ**	601
*2 - R. Anderson **CAR***	*566*
3 - S. Diggs **BUF**	555
4 - C. Ridley **ATL**	546
5 - J. Jefferson **MIN**	537
6 - A. Cooper **DAL**	503
7 - C. Lamb **DAL**	497
8 - DK Metcalf **SEA**	496
9 - T. McLaurin **WAS**	487
*10 - DJ Moore **CAR***	*474*

DAVIS STEPPING UP

• RB **Mike Davis** has started the last four games in place of an injured Christian McCaffrey.

• Since Week 3, Davis has rushed for 271 yards on 63 attempts, averaging 4.3 yards per carry. He also has 135 receiving yards on 24 receptions. His reception total is tied for most among all RBs over the last four weeks.

• Davis' 149 scrimmage yards in Week 5 at Atlanta (89 rushing, 60 receiving) was a career high.

MIKE DAVIS' NFL RANKS DURING WEEKS 3-6

8TH SCRIMMAGE YARDS 406

9TH RUSHING YARDS 271

T-9TH RECEPTIONS 24 (t-1st among RBs)

1ST BROKEN TACKLES 21



CURTCO ON 3RD DOWN

• WR **Curtis Samuel** has recorded 11 of his 19 receptions on third downs, tied for the 3rd-most by any player this season. Samuel has totaled 19 receptions for 183 yards this year.

• Additionally, he has added 63 rushing yards on 15 attempts, averaging 4.2 yards per rush. Samuel's 15 rushing attempts are the 2nd most rushes by a WR in the NFL this season (C. Patterson CHI, 22).

DEFENSIVE NOTES

ACTION JACKSON

• CB **Donte Jackson** has tallied 9 career INTs since being selected by Carolina in the 2nd round (55th overall) of the 2018 Draft. His 9 picks are the most by any player from his draft class.

• Jackson recorded his second interception of the season in Week 3 at the Chargers, marking the second time in his career with an INT in back-to-back games after picking off Tampa Bay QB Tom Brady in Week 2.

INT Leaders from 2018 Draft Class

Player	*INTs*	*Drafted (Pick)*
Donte Jackson CAR	*9*	*2nd Rd (55th)*
M. Fitzpatrick **MIA/PIT**	8	1st Rd (11th)
Darius Leonard **IND**	7	2nd Rd (36th)
Jessie Bates **CIN**	7	2nd Rd (54th)
Denzel Ward **CLE**	6	1st Rd (4th)

CBs Selected in the 1st/2nd Round of the 2018 Draft

Round (pick)	*Player*	*INTs*
1st (4th)	Denzel Ward	6
1st (18th)	Jaire Alexander GB	4
1st (30th)	Mike Hughes MIN	2
2nd (45th)	Josh Jackson GB	0
2nd (53rd)	M.J. Stewart TB	0
2nd (55th)	*Donte Jackson CAR*	*9*
2nd (56th)	Duke Dawson NE	0
2nd (58th)	Isaiah Oliver ATL	1
2nd (63rd)	Carlton Davis TB	4

SHAQ ATTACK

• Through five games, LB **Shaq Thompson** ranks 2nd on the Panthers with 47 tackles, t-14th in the NFL.

• Thompson has three games this season with 10+ tackles, tied for the 3rd-most in the league.

• In 2019, Thompson was 1-of-7 LBs with 100+ tackles and 3.0+ sacks, despite missing two games due to injury.

ROOKIE TACKLING LEADER

• Rookie S **Jeremy Chinn** leads the Panthers with 48 tackles, t-11th most in the NFL this season.

• His tackle total is the most by any rookie this season and t-4th most by any rookie since 2015 through the first six weeks of a season.

Most Tackles by a Rookie since 2015

Through first 6 weeks

Player	*Tackles*	*Year*
Darius Leonard **IND**	62	2018
Devin Bush **PIT**	52	2019
Fred Warner **SF**	50	2018
Jeremy Chinn CAR	*48*	*2020*
L. Vander Esch **DAL**	48	2018

SHAQ THOMPSON
47 TACKLES
2 TFL // 2 PD // 1 FF // 1 FR

95 COMBINED TACKLES
3rd HIGHEST TACKLE TOTAL BY PAIR OF TEAMMATES
Arizona - J.Hicks and D.Campbell (100)...Tampa Bay - D.White & L.David (97)

JEREMY CHINN
48 TACKLES
1 INT // 3 PD // 1 TFL

DEFENSIVE NOTES

DEFENSIVE DRAFT

• Carolina became the first team in the common draft era — which began in 1967 — to spend each of its Draft picks on defensive players.

• The Panthers beefed up the defensive line with their first two picks in DT **Derrick Brown** from Auburn (1st round - 8th overall) followed by DE **Yetur Gross-Matos** from Penn State (2nd round - 38th overall).

• According to Pro Football Focus, Brown and Gross-Matos ranked one and two among all players from Power Five schools in tackles for loss or no gain. Over their final two collegiate seasons, Brown had 26 tackles for loss or no gain, while Gross-Matos had 24.

• Carolina then addressed the secondary with its next two picks, trading up into the second round to select S **Jeremy Chinn** (64th overall), and then adding CB **Troy Pride** in the fourth round (113th overall).

DERRICK BROWN
6 TACKLES FOR LOSS
LEADS ALL 2020 ROOKIES
T-6TH MOST IN THE NFL
TIED W/ LUKE KUECHLY FOR THE MOST BY A PANTHERS ROOKIE THROUGH FIRST 6 WEEKS OF A SEASON

JEREMY CHINN
48 TACKLES IN 2020
LEADS ALL 2020 ROOKIES
T-11TH MOST IN THE NFL
MOST EVER BY A PANTHERS ROOKIE THROUGH FIRST 6 WEEKS OF A SEASON

SPIDER-BURNS

• DE **Brian Burns** leads all current Panthers with 9.5 sacks since the start of 2019.

• This season, Burns has racked up 7 hits on opposing QBs, the most by any Panther. His 2.0 sacks are tied for the team high.

• In Week 5 at Atlanta, Burns tallied his second strip-sack of the season, knocking the ball out of Falcons QB Matt Ryan's hand. In Week 3 at Los Angeles, Burns came off the edge and knocked loose from Chargers QB Justin Herbert.

• Burns' 23 career QBHs are the 3rd most among the entire 2019 draft class.

• Carolina's 2019 first-round draft pick last year tallied the second most sacks by a rookie (7.5) in franchise history last year. The Florida State product finished his collegiate career ranked 5th in school history with 24 sacks.

BOSTON'S PICKS

• FS **Tre Boston** has recorded 11 interceptions since the start of the 2017 season, tied for the 9th-most among all NFL safeties.

• Boston's 32 tackles this season rank t-3rd on the team and his three passes defensed are tied for 3rd.

• Since re-joining the team in 2019, Boston leads all Panthers players with 14 passes defensed.



2020 KEY FREE VETERAN ACQUISITIONS

QB 5 TEDDY BRIDGEWATER

Bridgewater joined Carolina after two seasons with New Orleans. In 2019, he threw for 1,384 yards and nine touchdowns, while completing 133-of-196 passes (67.9%). In the five games he started last year, Bridgewater posted a perfect 5-0 record. Originally a first-round selection by Minnesota in 2014, Bridgewater was named the Pepsi NFL Rookie of the Year and earned PFWA All-Pro honors, and went on to earn Pro Bowl honors the following season. In his career, Bridgewater has totaled a 25-15 record as a starting quarterback. He has a 66.1 career completion percentage, and has thrown 44 touchdown passes and 30 interceptions.

WR 11 ROBBY ANDERSON

Anderson enters his fifth NFL season and first with Carolina in 2020 after four years with the New York Jets. A speedy threat wherever he lines up, Anderson is 1-of-8 NFL receivers with at least 50 receptions, 750 yards and 5 touchodwns in each of the last three full seasons. In his career, Anderson has totaled 3,625 receiving yards and 21 touchdowns on 247 receptions.

LT 76 RUSSELL OKUNG



Okung was acquired this offseason in a trade with the Los Angeles Chargers. A two-time Pro Bowl left tackle, Okung has started in all of his 128 career games played. A first-round selection by the Seahawks in 2010, Okung played six seasons in Seattle (2010-15), one year in Denver (2016) and three seasons with the Chargers (2017-19).

LB 52 TAHIR WHITEHEAD

Whitehead came to the Panthers following two seasons with the Raiders (2018-19) after he began his career in Detroit (2012-17). Whitehead led the Raiders in tackles in each of the past two seasons (108 in 2019; 126 in 2018). He has tallied over 100 tackles in each of the past four seasons. In his career, Whitehead has played in 131 games, starting 92 of the contests, and totaled 632 tackles, 24 passes defensed and 5 interceptions.

DE 91 STEPHEN WEATHERLY

Weatherly enters his fifth NFL season in 2020 after playing four years with Minnesota. In his career, Weatherly has played in 55 games with 13 starts. He has totaled 73 tackles, 6.0 sacks, 18 quarterback hits and two forced fumbles. Though he only started one game last year, Weatherly tallied 3.0 sacks, five tackles for loss, nine quarterback hits and one forced fumble.

S 31 JUSTON BURRIS

Burris had a career year with the Browns in 2019 after recording two interceptions, seven passes defensed and 30 tackles in 14 games played. A versatile defensive back, Burris can line up in the box or as a deep safety. He entered the NFL in 2014 as a fourth-round selection by the New York Jets. In his career, Burris has tallied 82 tackles, 16 passes defensed and 5 interceptions.



2020 DRAFT CLASS

DERRICK BROWN
6'5" // 318
AUBURN
BUFORD, GA.
95 DT

ROUND 1 • 7TH OVERALL

The Panthers' 2020 first round selection earned concensus All-America honors as a senior in 2019 and was named the SEC Defensive Player of the Year. Brown finished his collegiate career with 170 tackles, 15 sacks, 11 quarterback hits, 8 passes defensed. In 2019, he was a finalist for the Outland, Nagurski and Bednarik awards.

YETUR GROSS-MATOS
6'5" // 265
PENN STATE
SPOTSYLVANIA, VA.
97 DE

ROUND 2 • 38TH OVERALL

Gross-Matos spent three years at Penn State where he finished his career tied for 10th all-time in school history with 19 career sacks. His 37 career tackles for loss rank 11th in Penn State history. In his career, he totaled 111 tackles, two forced fumbles and two fumble recoveries. Gross-Matos earned All-Big Ten honors in his final collegiate season.

JEREMY CHINN
6'3" // 220
SOUTHERN ILLINOIS
FISHERS, IND.
21 S

ROUND 2 • 64TH OVERALL

Chinn played four seasons at Southern Illinois, where he was a FCS concensus All-American in 2019. In his collegiate career, Chinn totaled 243 tackles, 13 interceptions, 31 passes defensed and six forced fumbles. He earned First-Team All-Missouri Valley Football Conference honors as a senior and junior, and Second-Team honors once as a sophomore.

TROY PRIDE JR.
5'11" // 195
NOTRE DAME
GREER, S.C.
25 CB

ROUND 4 • 115TH OVERALL

A native of South Carolina, Pride played four years at Notre Dame. In his collegiate career, Pride totaled 121 tackles, four interceptions and 18 pass breakups. As a junior in 2018, he posted career highs in tackles (47) and passes defensed (10).

KENNY ROBINSON
6'2" // 200
WEST VIRGINIA
WILKINSBURG, PENN.
27 S

ROUND 5 • 152ND OVERALL (PRACTICE SQUAD)

Robinson spent the spring of 2020 with the XFL's St. Louis BattleHawks. He totaled 21 tackles and two interceptions through five games in the XFL. He spent two years at West Virginia, totaling 123 career tackles, seven interceptions and seven passes defensed, earning First-Team All-Big 12 honors in 2018.

BRAVVION ROY
6'1" // 330
BAYLOR
SPRING, TEXAS
93 DT

ROUND 6 • 184TH OVERALL

Roy played four seasons at Baylor, three of which were under head coach Matt Rhule. Earned All-Big 12 honors as a senior in 2019 after recording career highs with 5.5 sacks and 13 tackles for loss.

STANTLEY THOMAS-OLIVER
6'0" // 190
FLORIDA INTERNATIONAL
PUNTA GORDA, FLA.
23 CB

ROUND 7 • 221ST OVERALL

A four-year player at Florida International, Thomas-Oliver started his collegiate career as a wide receiver before switching to cornerback after his sophomore season. As a defensive player, he totaled 94 tackles, two interceptions and two sacks.

MILESTONES WITHIN REACH IN 2020

TEAM

The Panthers need two wins to reach 200 regular season wins. Dating back to 1995, the Panthers are 198-207-1 in the regular season.

BRIDGEWATER

QB **Teddy Bridgewater** is averaging 279.3 passing yards per game. If he keeps this average, he is on pace to total 4,469 passing yards. The single-season franchise record for passing yards is 4,436 by Steve Beuerlein (1999 - 277.3 yards per game).

Bridgewater has a 70.9 completion percentage through five weeks this season. The franchise record for single-season completion percentage is 62.97 (Beuerlein - 1998).

MOORE

WR **DJ Moore** (2,437) needs 111 receiving yards to pass Mark Carrier (2,547) to move into 6th place in franchise history. Moore currently ranks 7th.

ANDERSON

WR **Robby Anderson** is averaging 94.3 receiving yards per game, on pace for 1,508 yards. Steve Smith holds the current single-season franchise record with 1,563 receiving yards in 2005 (97.7 per game).

CHINN

S **Jeremy Chinn** has 48 tackles this season (8.0 per game). The franchise record for tackles by a rookie is 164 by LB Luke Kuechly (2012). Chinn is on pace for 128 tackles this season, which would rank 3rd in franchise history among rookies. LB Jon Beason (2007) ranks 2nd in team history with 137.



JANSEN

LS **J.J. Jansen** (182) needs one game played to pass Steve Smith (182) for 2nd-most in franchise history behind John Kasay (221).

INDIVIDUAL TOP 10 RANKINGS IN 2019

OFFENSE

INDIVIDUAL

Statistic	Leader	No.	NFL Rank
Scrimmage yards	Christian McCaffrey	2,392	1st
Scrimmage yards/game	Christian McCaffrey	149.5	1st
Rushing yards	Christian McCaffrey	1,387	3rd
Rushing yards/game	Christian McCaffrey	86.7	4th
Yards/rush (min 100 att)	Christian McCaffrey	4.83	10th
Rush attempts	Christian McCaffrey	287	4th
Rushing TDs	Christian McCaffrey	15	3rd
Total TDs	Christian McCaffrey	19	t-1st
Longest rush	Christian McCaffrey	84	3rd
Receptions	Christian McCaffrey	116	2nd
Receptions by RB	Christian McCaffrey	116	1st
Receiving yards by RB	Christian McCaffrey	1,005	1st
Yards after catch	Christian McCaffrey	1,019	1st
Receiving yards	DJ Moore	1,175	9th
Receiving 1st downs	DJ Moore	63	t-5th
Big plays (50+ yards)	DJ Moore	4	t-3rd
Games w/ 80+ rec. yds	DJ Moore	8	t-3rd



TEAM

Statistic	No.	NFL Rank
Yards per rush	4.71	6th
Rushing TDs	20	t-4th
Big plays (50+ yards)	8	t-3rd
Passing 1st downs	230	t-3rd
Offensive penalties	30	fewest in NFL

DEFENSE

INDIVIDUAL

Statistic	Leader	No.	NFL Rank
Sacks among rookies	Brian Burns	7.5	4th
Passes defensed by S	Tre Boston	11	t-5th

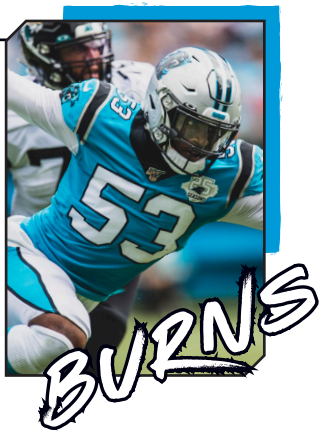

TEAM

Statistic	No.	NFL Rank
Sacks	53	2nd
QB hits	108	5th
Safeties	2	t-1st
Interceptions	14	t-8th

EARLY VOTING AT BANK OF AMERICA STADIUM

Early voting began in North Carolina on Thursday, Oct. 15, and Mecklenburg County voters are able to do so at Bank of America Stadium. This is a voting location for anyone in Mecklenburg County, regardless of their designated polling place. Early voting will run every day from Oct. 15 to Oct. 31, including Panthers game days, at one of the 15 booths within the venue. Bank of America Stadium is a one-stop voting site. People can register and cast their ballot on any one of the early voting days. Social distancing measures will be in effect to keep everyone safe as they participate in the voting process.

In August, the Panthers launched "Your Vote Counts," a nonpartisan initiative to educate, register, and mobilize voters within the Carolinas.

Information on how to vote at Bank of America Stadium is below:

EARLY VOTING SITE DATES

Thursday, Oct. 15 – Saturday, Oct. 31, 2020
Please note: Bank of America Stadium WILL NOT serve as a voting location on Election Day Tuesday, Nov. 3, 2020

HOURS

Monday-Friday 8 a.m.-7:30 p.m.
Saturday 8 a.m.-3 p.m.
Sunday 1 p.m.-5 p.m.

FAQS

How many voting machines will the Mecklenburg County Board of Elections utilize at the stadium?
15

Parking:
Free parking will be provided in the Duke Energy parking deck (410 S. Mint Street) on all non-Panther game days. Voters may enter the deck from either the Mint St. or Graham St. entrances. Voters will receive a voucher upon voter check-in in order to exit the parking deck.

Parking on Panthers game days (Sunday, Oct. 18 and Thursday, Oct. 29) will only be available at the Legacy Union parking deck (720 S. Church St.). Game day voters will receive a parking voucher for the Legacy Union deck upon voter check-in.

Where do I enter the stadium?
After exiting the Duke Energy parking deck, voters should proceed to the Mint Street/Graham Street crosswalk to enter stadium grounds. Voters will then be directed to enter the Luxe Lobby entrance located at the stadium's North Gate entrance (Graham St. side). The entrance will be clearly marked.

Curbside Voting
Limited curbside voting is available for the elderly and persons with disabilities. Curbside voting is located in a designated lane on the Graham St. side of the stadium.

Am I eligible to vote at Bank of America Stadium?
Bank of America Stadium is open to all voters who are registered to vote in Mecklenburg County or to residents that plan to register to cast their ballot in Mecklenburg County.

Will voters be required to go through security screenings to enter the stadium voting precinct?
On non-Panthers game days, voters will not be required to go through security screenings. On Panthers game days, voters will be required to go through the NFL security screening process to enter stadium grounds.

Can I vote at Bank of America Stadium if I am not registered to vote?
Yes. The Mecklenburg County Board of Elections will be able to register unregistered voters on-site prior to casting their ballot. Unregistered voters must bring proof of Mecklenburg County residency and ID to register and vote on the same day.

Do I have to wear a mask?
Bank of America Stadium will practice safe social distancing guidelines for voters. All voters are required to wear masks. Masks will be provided to those who do not have one.

Are voters able to use their phones once they begin voting?
Yes. Voters may use their cellphones for voter reference information, but not for phone calls.

Are food and drinks allowed in the stadium voting precinct?
No food or drink will be allowed inside the voting location.

Are there any restrictions on political campaigning on stadium grounds?
Campaigning is not permitted on Bank of America Stadium grounds.

PANTHERS ROCK HILL DEVELOPMENT



The Carolina Panthers, York County and the city of Rock Hill, S.C. have joined in a community partnership to transition the team's headquarters to Rock Hill. The new site will not only include a world-class sports complex, but also be a true destination site for the entire region, offering entertainment, dining, retail, athletics and medical care.

Groundbreaking for the site commenced in June 2020 with the first phase opening planned for 2023. Constructed on a 240-acre site adjacent to I-77, the facility and development will ultimately include:

- The Panthers new HQ offices
- An indoor practice facility
- Outdoor practice fields which can also be utilized to host multiple high school football games.
- Indoor facility to host athletic events and games, concerts and corporate events
- A premier orthopedic sports medicine facility
- Corporate offices
- Residential space
- Retail stores

The headquarters will also mean significant infrastructure improvements for the region. An interchange off I-77 will be part of additional road improvements, including more than 13,000 feet of new public streets, 2,600 parking spaces, sidewalks and trail networks for cyclists and pedestrian walkers and runners.

DESIGN OVERVIEW

The Carolina Panthers Rock Hill Development is an innovative mixed-use, pedestrian friendly community anchored by the practice facility, headquarters offices, and sports/entertainment venue with emphasis on retail/entertainment/media productions, hospitality, employment, research and development, residential dwellings, indoor and outdoor recreation, and open space uses. Constructed on a 200+ acre site adjacent to I-77, the Panthers organization is investing to develop and build the facility and development infrastructure, which will initially include: new headquarters offices; an indoor practice facility; outdoor practice fields; scalable small stadium to host high school sports, concerts, festivals, etc.; an indoor facility to host games, concerts and corporate events; and a premier orthopedic sports medicine facility.

Inspired by the quarries of South Carolina and the city of Rock Hill, Populous introduced its design with the following fundamental principles:

- To think football and beyond
- To be smart and state-of-the-art
- To be authentically Panthers

As guests arrive at the training facility, the entrance greets everyone with a moment of significant impact - a series of canted glass walls, articulated metal panels and LED displays are choreographed to captivate visitors upon entry, culminating at one of the building's peaked rooflines which rises toward the southeast. The west lobby serves as the team entry and opens up to a one-of-a-kind commons area that serves as a social gathering space for café style dining, impromptu meetings, and multi-purpose events – each offering the ability to enjoy expansive views of the surrounding landscape.

Once arriving to the athlete facilities, the team locker room and training and recovery programs organize themselves around the primary length of the building and open themselves up to natural light and the outdoor practice fields to the south. Elevated office environments, lounges, and a café provide open views to the south and a direct relationship to the pavilion to the north which houses the facility's indoor playing field. Beyond the pavilion to the north lies an outdoor playing field, spectator seating, and bermed viewing areas, which will serve as a unique outdoor canvas for live events. For increased capacities and integration of indoor and outdoor space, the pavilion's two 90-foot wide by 80-foot tall operable glazed doors will open to transform the complex into a spectacular event space for concerts and live events.

For more information and additional renderings, visit panthers.com/rockhill.

DEPTH CHART

(As of October 20, 2020)

OFFENSE

WR	12 DJ Moore	10 Curtis Samuel	16 Brandon Zylstra
LT	76 Russell Okung	74 Greg Little	
LG	64 Chris Reed	65 Dennis Daley	
C	61 Matt Paradis	71 Sam Tecklenburg	
RG	67 John Miller		
RT	72 Taylor Moton	73 Trent Scott	
TE	82 Chris Manhertz	80 Ian Thomas	86 Colin Thompson
WR	11 Robby Anderson	15 Seth Roberts	14 Pharoh Cooper
FB	40 Alex Armah		
QB	5 Teddy Bridgewater	7 Will Grier **-or-**	6 PJ Walker
RB	28 Mike Davis	36 Trenton Cannon	

DEFENSE

DE	53 Brian Burns	98 Marquis Haynes	96 Austin Larkin
DT	92 Zach Kerr	78 Woodrow Hamilton	
DT	95 Derrick Brown	93 Bravvion Roy	
DE	91 Stephen Weatherly	94 Efe Obada	
WILL	54 Shaq Thompson	50 Julian Stanford	
MIKE	52 Tahir Whitehead	57 Adarius Taylor	
SAM	21 Jeremy Chinn	56 Jermaine Carter Jr.	
CB	26 Donte Jackson	25 Troy Pride Jr.	29 Corn Elder
CB	24 Rasul Douglas	20 Eli Apple	23 Stantley Thomas-Oliver
SS	42 Sam Franklin	27 Kenny Robinson	
FS	33 Tre Boston	21 Jeremy Chinn	38 Myles Hartsfield

SPECIALISTS

PK	4 Joey Slye	
P	3 Joseph Charlton	
KO	4 Joey Slye	
H	3 Joseph Charlton	
PR	14 Pharoh Cooper	12 DJ Moore
KOR	14 Pharoh Cooper	36 Trenton Cannon
LS	44 JJ Jansen	

PRONUNCIATION GUIDE

Rasul Douglas ..... RAH-sool
Marquis Haynes ..... mar-KEESE
Taylor Moton ..... MOAT-ton
Efe Obada ..... EF-ay OH-bahdah
Matt Paradis ..... PARE-uh-diss
Sam Tecklenburg ..... Plano, Texas
Tahir Whitehead ..... TIE-eer
Brandon Zylstra ..... ZILL-strah

ALPHABETICAL ROSTER

NO.	NAME	POS.	HT.	WT.	AGE	EXP.	COLLEGE	HOMETOWN	HOW ACQ.	GP	GS	DNP	IA
11	Anderson, Robby	WR	6-3	190	27	5	Temple	Fort Lauderdale, Fla.	UFA-20 NYJ	6	6	0	0
20	Apple, Eli	CB	6-1	203	25	5	Ohio State	Voorhees, N.J.	FA-20	1	0	0	2
40	Armah, Alex	FB	6-2	255	26	4	West Georgia	Lawrenceville, Ga.	D6-17	6	1	0	0
33	Boston, Tre	S	6-1	205	28	7	North Carolina	North Fort Myers, Fla.	UFA-19 ARZ	6	6	0	0
5	Bridgewater, Teddy	QB	6-2	215	27	7	Louisville	Miami, Fla.	UFA-20 NO	6	6	0	0
95	Brown, Derrick	DT	6-5	318	22	R	Auburn	Buford, Ga.	D1-20	6	6	0	0
53	Burns, Brian	DE	6-5	250	22	2	Florida State	Fort Lauderdale, Fla.	D1-19	6	6	0	0
36	Cannon, Trenton	RB	5-11	185	26	3	Virginia State	Hampton, Va.	WV-20 NYJ	4	0	0	2
56	Carter Jr., Jermaine	LB	6-1	225	25	3	Maryland	Rockville, Md.	D5-18	6	0	0	0
3	Charlton, Joseph	P	6-5	190	23	R	South Carolina	Columbia, S.C.	FA-20	6	0	0	0
21	Chinn, Jeremy	S	6-3	220	22	R	Southern Illinois	Fishers, Ind.	D2b-20	6	6	0	0
14	Cooper, Pharoh	WR	5-11	210	25	5	South Carolina	Havelock, S.C.	UFA-20 ARI	6	0	0	0
65	Daley, Dennis	G	6-6	325	24	2	South Carolina	Columbia, S.C.	D6-19	0	0	0	6
28	Davis, Mike	RB	5-9	220	27	6	South Carolina	Stone Mountain, Ga.	WV-19 CHI	6	4	0	0
24	Douglas, Rasul	CB	6-2	209	25	4	West Virginia	East Orange, NJ	WV-20 PHI	6	5	0	0
29	Elder, Corn	CB	5-10	185	26	4	Miami (FL)	Nashville, Tenn.	D5-17	6	0	0	0
42	Franklin, Sam	LB	6-3	210	24	R	Temple	Crystal River, Fla.	FA-20	6	0	0	0
7	Grier, Will	QB	6-1	220	25	2	West Virginia	Charlotte, N.C.	D3-19	0	0	4	2
78	Hamilton, Woodrow	DT	6-3	315	27	2	Mississippi	Raleigh, Miss.	FA-19	1	0	0	1
38	Hartsfield, Myles	DB	5-11	210	23	R	Mississippi	Sayreville, N.J.	FA-20	6	0	0	0
98	Haynes, Marquis	DE	6-2	235	26	3	Mississippi	Jacksonville, Fla.	D4b-18	6	0	0	0
26	Jackson, Donte	CB	5-10	180	24	3	Louisiana State	Metarie, La.	D2-18	6	5	0	0
44	Jansen, JJ	LS	6-2	235	34	13	Notre Dame	Phoenix, Ariz.	TR-09 GB	6	0	0	0
92	Kerr, Zach	DT	6-2	334	30	7	Delaware	Virginia Beach, Va.	UFA-20 ARI	6	3	0	0
96	Larkin, Austin	DE	6-3	255	25	1	Purdue	San Ramon, Calif.	FA-20	0	0	0	0
74	Little, Greg	T	6-5	310	22	2	Mississippi	Allen, Texas	D2-19	5	2	1	0
82	Manhertz, Chris	TE	6-6	255	28	5	Canisius	New York, N.Y.	WV-16 NO	6	4	0	0
67	Miller, John	G	6-3	315	27	6	Louisville	Miami, Fla.	FA-20	6	6	0	0
12	Moore, DJ	WR	6-0	210	23	3	Maryland	Philadelphia, Pa.	D1-18	6	6	0	0
72	Moton, Taylor	T	6-5	325	26	4	Western Michigan	Okemos, Mich.	D2b-17	6	6	0	0
94	Obada, Efe	DE	6-6	265	28	3	No College	London, England	FA-17	6	0	0	0
76	Okung, Russell	T	6-5	310	32	11	Oklahoma State	Fort Bend, Texas	TR-20 LAC	4	4	0	2
61	Paradis, Matt	C	6-3	300	31	6	Boise State	Council, Idaho	UFA-19 DEN	6	6	0	0
25	Pride Jr., Troy	CB	5-11	195	22	R	Notre Dame	Greer, S.C.	D4-20	6	2	0	0
64	Reed, Chris	G	6-4	320	28	5	Minnesota St-Mankato	Omaha, Neb.	WV-19 MIA	4	4	0	0
15	Roberts, Seth	WR	6-2	195	29	6	West Alabama	Moultrie, Ga.	UFA-20 BAL	6	1	0	0
27	Robinson, Kenny	S	6-2	200	21	R	West Virginia	Wilkinsburg, Pa.	D5-20	0	0	0	0
93	Roy, Bravvion	DT	6-1	330	24	R	Baylor	Spring, Texas	D6-20	5	0	0	1
10	Samuel, Curtis	WR	5-11	195	24	4	Ohio State	Brooklyn, N.Y.	D2a-17	5	2	0	1
73	Scott, Trent	T	6-5	320	26	2	Grambling State	Huntsville, Ala.	FA-18	5	0	1	0
4	Slye, Joey	K	5-11	213	24	2	Virginia Tech	Stafford, Va.	FA-19	6	0	0	0
50	Stanford, Julian	LB	6-1	230	30	7	Wagner	Bloomfield, CT	FA-20	6	0	0	0
57	Taylor, Adarius	LB	6-0	230	30	6	Florida Atlantic	Lakeland, Fla.	FA-20	6	0	0	0
71	Tecklenburg, Sam	C	6-4	310	23	R	Baylor	Plano, Texas	FA-20	0	0	0	0
80	Thomas, Ian	TE	6-4	260	24	3	Indiana	Baltimore, Md.	D4a-18	6	4	0	0
23	Thomas-Oliver, Stantley	CB	6-0	190	22	R	Florida International	Punta Gorda, Fla.	D7-20	2	0	0	4
86	Thompson, Colin	TE	6-4	255	26	1	Temple	Doylestown, Pa.	FA-20	5	0	0	1
54	Thompson, Shaq	LB	6-0	230	26	6	Washington	Sacramento, Calif.	D1-15	6	6	0	0
6	Walker, PJ	QB	5-11	212	25	1	Temple	Elizabeth, N.J.	FA-20	0	0	2	4
91	Weatherly, Stephen	DE	6-5	265	26	5	Vanderbilt	Snellville, Ga.	FA-20	6	6	0	0
52	Whitehead, Tahir	LB	6-1	240	30	9	Temple	Newark, NJ	FA-20	6	6	0	0
16	Zylstra, Brandon	WR	6-2	215	27	3	Concordia	Spicer, Minn.	WV-19 MIN	6	0	0	0
Practice Squad (16)													
37	Guerriero, Peter	RB	5-10	190	22	R	Monmouth	Lindhurst, N.J.	FA-20	0	0	0	0
##	Hawkins, Josh	CB	5-10	189	27	4	East Carolina	Winston-Salem, N.C.	FA-20	0	0	0	0
77	Hector, Bruce	DT	6-2	296	26	2	South Florida	Tampa, FL	WV-20 PHI	0	0	0	0
66	Horton, Mike	G	6-4	325	24	R	Auburn	Atlanta, Ga.	FA-20	0	0	0	0
13	Hyman, Ishmael	WR	6-0	196	25	1	James Madison	Holmdel, N.J.	FA-20	0	0	0	0
30	Jamerson, Natrell	DB	5-11	200	24	3	Wisconsin	Citra, Fla.	WV-19 GB	0	0	0	0
47	Johnston, Clay	LB	6-1	232	24	R	Baylor	Abilene, Texas	FA-20	0	0	0	0
63	Kaskey, Matt	T	6-7	325	23	1	Dartmouth	Winnetka, Ill.	FA-19	0	0	0	0
83	Michel, Marken	WR	5-11	190	27	1	Massachusetts	Plantation, Fla.	FA-20	0	0	0	0
62	Monteiro, Aaron	G	6-6	315	23	1	Boston College	Brockton, Mass	FA-20	0	0	0	0
48	Orr, Chris	LB	6-0	225	23	R	Wisconsin	DeSoto, Texas	FA-20	0	0	0	1
##	Panasiuk, Mike	DT	6-4	300	23	R	Michigan State	Roselle, Ill.	FA-20	0	0	0	0
85	Ricci, Giovanni	TE	6-3	240	24	R	Western Michigan	Loveland, Ohio	FA-20	0	0	0	0
##	Roberts, Greg	DE	6-5	258	24	2	Baylor	Nacogdoches, Texas	FA-20	0	0	0	0
35	Smith, Rodney	RB	5-11	210	24	R	Minnesota	Jonesboro, Ga.	FA-20	0	0	0	0
##	Warren, Michael	RB	5-9	220	21	R	Cincinnati	Toledo, Ohio	FA-20	0	0	0	0
Reserve/NFIL (1)													
2	Palardy, Michael	P	5-11	200	28	5	Tennessee	Fort Lauderdale, Fla.	FA-16	0	0	0	0
Injured Reserve (6)													
17	Bayless, Omar	WR	6-1	210	23	R	Arkansas State	Laurel, Miss.	FA-20	0	0	0	0
31	Burris, Juston	S	6-0	210	27	5	North Carolina State	Raleigh, N.C.	UFA-20 CLE	6	6	0	0
97	Gross-Matos, Yetur	DE	6-5	265	22	R	Penn State	Spotsylvania, Va.	D2a-20	4	0	0	1
18	Kirkwood, Keith	WR	6-3	210	26	3	Temple	Neptune, N.J.	FA-20	1	0	0	0
22	McCaffrey, Christian	RB	5-11	205	24	4	Stanford	Highlands Ranch, Colo.	D1-17	2	2	0	0
99	Short, Kawann	DT	6-3	315	31	8	Purdue	East Chicago, Ind.	D2-13	3	3	0	2
Reserve/COVID-19 (2)													
69	Larsen, Tyler	C	6-4	325	29	5	Utah State	Sandy, Utah	FA-16	5	0	0	0
75	Schofield, Michael	G	6-6	300	29	7	Michigan	Orland Park, Ill.	FA-20	5	2	0	1
Practice Squad/Injured Reserve (1)													
39	Bonnafon, Reggie	RB	6-0	215	24	2	Louisville	Louisville, Ky.	FA-18	2	0	0	0

NUMERICAL ROSTER

NO.	NAME	POS.	HT.	WT.	AGE	EXP.	COLLEGE	HOMETOWN	HOW ACQ.	GP	GS	DNP	IA
3	Charlton, Joseph	P	6-5	190	23	R	South Carolina	Columbia, S.C.	FA-20	6	0	0	0
4	Slye, Joey	K	5-11	213	24	2	Virginia Tech	Stafford, Va.	FA-19	6	0	0	0
5	Bridgewater, Teddy	QB	6-2	215	27	7	Louisville	Miami, Fla.	UFA-20 NO	6	6	0	0
6	Walker, PJ	QB	5-11	212	25	1	Temple	Elizabeth, N.J.	FA-20	0	0	2	4
7	Grier, Will	QB	6-1	220	25	2	West Virginia	Charlotte, N.C.	D3-19	0	0	4	2
10	Samuel, Curtis	WR	5-11	195	24	4	Ohio State	Brooklyn, N.Y.	D2a-17	5	2	0	1
11	Anderson, Robby	WR	6-3	190	27	5	Temple	Fort Lauderdale, Fla.	UFA-20 NYJ	6	6	0	0
12	Moore, DJ	WR	6-0	210	23	3	Maryland	Philadelphia, Pa.	D1-18	6	6	0	0
14	Cooper, Pharoh	WR	5-11	210	25	5	South Carolina	Havelock, S.C.	UFA-20 ARI	6	0	0	0
15	Roberts, Seth	WR	6-2	195	29	6	West Alabama	Moultrie, Ga.	UFA-20 BAL	6	1	0	0
16	Zylstra, Brandon	WR	6-2	215	27	3	Concordia	Spicer, Minn.	WV-19 MIN	6	0	0	0
20	Apple, Eli	CB	6-1	203	25	5	Ohio State	Voorhees, N.J.	FA-20	1	0	0	2
21	Chinn, Jeremy	S	6-3	220	22	R	Southern Illinois	Fishers, Ind.	D2b-20	6	6	0	0
23	Thomas-Oliver, Stantley	CB	6-0	190	22	R	Florida International	Punta Gorda, Fla.	D7-20	2	0	0	4
24	Douglas, Rasul	CB	6-2	209	25	4	West Virginia	East Orange, NJ	WV-20 PHI	6	5	0	0
25	Pride Jr., Troy	CB	5-11	195	22	R	Notre Dame	Greer, S.C.	D4-20	6	2	0	0
26	Jackson, Donte	CB	5-10	180	24	3	Louisiana State	Metarie, La.	D2-18	6	5	0	0
27	Robinson, Kenny	S	6-2	200	21	R	West Virginia	Wilkinsburg, Pa.	D5-20	0	0	0	0
28	Davis, Mike	RB	5-9	220	27	6	South Carolina	Stone Mountain, Ga.	WV-19 CHI	6	4	0	0
29	Elder, Corn	CB	5-10	185	26	4	Miami (FL)	Nashville, Tenn.	D5-17	6	0	0	0
33	Boston, Tre	S	6-1	205	28	7	North Carolina	North Fort Myers, Fla.	UFA-19 ARZ	6	6	0	0
36	Cannon, Trenton	RB	5-11	185	26	3	Virginia State	Hampton, Va.	WV-20 NYJ	4	0	0	2
38	Hartsfield, Myles	DB	5-11	210	23	R	Mississippi	Sayreville, N.J.	FA-20	6	0	0	0
40	Armah, Alex	FB	6-2	255	26	4	West Georgia	Lawrenceville, Ga.	D6-17	6	1	0	0
42	Franklin, Sam	LB	6-3	210	24	R	Temple	Crystal River, Fla.	FA-20	6	0	0	0
44	Jansen, JJ	LS	6-2	235	34	13	Notre Dame	Phoenix, Ariz.	TR-09 GB	6	0	0	0
50	Stanford, Julian	LB	6-1	230	30	7	Wagner	Bloomfield, CT	FA-20	6	0	0	0
52	Whitehead, Tahir	LB	6-1	240	30	9	Temple	Newark, NJ	FA-20	6	6	0	0
53	Burns, Brian	DE	6-5	250	22	2	Florida State	Fort Lauderdale, Fla.	D1-19	6	6	0	0
54	Thompson, Shaq	LB	6-0	230	26	6	Washington	Sacramento, Calif.	D1-15	6	6	0	0
56	Carter Jr., Jermaine	LB	6-1	225	25	3	Maryland	Rockville, Md.	D5-18	6	0	0	0
57	Taylor, Adarius	LB	6-0	230	30	6	Florida Atlantic	Lakeland, Fla.	FA-20	6	0	0	0
61	Paradis, Matt	C	6-3	300	31	6	Boise State	Council, Idaho	UFA-19 DEN	6	6	0	0
64	Reed, Chris	G	6-4	320	28	5	Minnesota St-Mankato	Omaha, Neb.	WV-19 MIA	4	4	0	0
65	Daley, Dennis	G	6-6	325	24	2	South Carolina	Columbia, S.C.	D6-19	0	0	0	6
67	Miller, John	G	6-3	315	27	6	Louisville	Miami, Fla.	FA-20	6	6	0	0
71	Tecklenburg, Sam	C	6-4	310	23	R	Baylor	Plano, Texas	FA-20	0	0	0	0
72	Moton, Taylor	T	6-5	325	26	4	Western Michigan	Okemos, Mich.	D2b-17	6	6	0	0
73	Scott, Trent	T	6-5	320	26	2	Grambling State	Huntsville, Ala.	FA-18	5	0	1	0
74	Little, Greg	T	6-5	310	22	2	Mississippi	Allen, Texas	D2-19	5	2	1	0
76	Okung, Russell	T	6-5	310	32	11	Oklahoma State	Fort Bend, Texas	TR-20 LAC	4	4	0	2
78	Hamilton, Woodrow	DT	6-3	315	27	2	Mississippi	Raleigh, Miss.	FA-19	1	0	0	1
80	Thomas, Ian	TE	6-4	260	24	3	Indiana	Baltimore, Md.	D4a-18	6	4	0	0
82	Manhertz, Chris	TE	6-6	255	28	5	Canisius	New York, N.Y.	WV-16 NO	6	4	0	0
86	Thompson, Colin	TE	6-4	255	26	1	Temple	Doylestown, Pa.	FA-20	5	0	0	1
91	Weatherly, Stephen	DE	6-5	265	26	5	Vanderbilt	Snellville, Ga.	FA-20	6	6	0	0
92	Kerr, Zach	DT	6-2	334	30	7	Delaware	Virginia Beach, Va.	UFA-20 ARI	6	3	0	0
93	Roy, Bravvion	DT	6-1	330	24	R	Baylor	Spring, Texas	D6-20	5	0	0	1
94	Obada, Efe	DE	6-6	265	28	3	No College	London, England	FA-17	6	0	0	0
95	Brown, Derrick	DT	6-5	318	22	R	Auburn	Buford, Ga.	D1-20	6	6	0	0
96	Larkin, Austin	DE	6-3	255	25	1	Purdue	San Ramon, Calif.	FA-20	0	0	0	0
98	Haynes, Marquis	DE	6-2	235	26	3	Mississippi	Jacksonville, Fla.	D4b-18	6	0	0	0
Practice Squad (16)													
##	Hawkins, Josh	CB	5-10	189	27	4	East Carolina	Winston-Salem, N.C.	FA-20	0	0	0	0
##	Panasiuk, Mike	DT	6-4	300	23	R	Michigan State	Roselle, Ill.	FA-20	0	0	0	0
##	Roberts, Greg	DE	6-5	258	24	2	Baylor	Nacogdoches, Texas	FA-20	0	0	0	0
##	Warren, Michael	RB	5-9	220	21	R	Cincinnati	Toledo, Ohio	FA-20	0	0	0	0
13	Hyman, Ishmael	WR	6-0	196	25	1	James Madison	Holmdel, N.J.	FA-20	0	0	0	0
30	Jamerson, Natrell	DB	5-11	200	24	3	Wisconsin	Citra, Fla.	WV-19 GB	0	0	0	0
35	Smith, Rodney	RB	5-11	210	24	R	Minnesota	Jonesboro, Ga.	FA-20	0	0	0	0
37	Guerriero, Peter	RB	5-10	190	22	R	Monmouth	Lindhurst, N.J.	FA-20	0	0	0	0
47	Johnston, Clay	LB	6-1	232	24	R	Baylor	Abilene, Texas	FA-20	0	0	0	0
48	Orr, Chris	LB	6-0	225	23	R	Wisconsin	DeSoto, Texas	FA-20	0	0	0	1
62	Monteiro, Aaron	G	6-6	315	23	1	Boston College	Brockton, Mass	FA-20	0	0	0	0
63	Kaskey, Matt	T	6-7	325	23	1	Dartmouth	Winnetka, Ill.	FA-19	0	0	0	0
66	Horton, Mike	G	6-4	325	24	R	Auburn	Atlanta, Ga.	FA-20	0	0	0	0
77	Hector, Bruce	DT	6-2	296	26	2	South Florida	Tampa, FL	WV-20 PHI	0	0	0	0
83	Michel, Marken	WR	5-11	190	27	1	Massachusetts	Plantation, Fla.	FA-20	0	0	0	0
85	Ricci, Giovanni	TE	6-3	240	24	R	Western Michigan	Loveland, Ohio	FA-20	0	0	0	0
Reserve/NFIL (1)													
2	Palardy, Michael	P	5-11	200	28	5	Tennessee	Fort Lauderdale, Fla.	FA-16	0	0	0	0
Injured Reserve (6)													
17	Bayless, Omar	WR	6-1	210	23	R	Arkansas State	Laurel, Miss.	FA-20	0	0	0	0
18	Kirkwood, Keith	WR	6-3	210	26	3	Temple	Neptune, N.J.	FA-20	1	0	0	0
22	McCaffrey, Christian	RB	5-11	205	24	4	Stanford	Highlands Ranch, Colo.	D1-17	2	2	0	0
31	Burris, Juston	S	6-0	210	27	5	North Carolina State	Raleigh, N.C.	UFA-20 CLE	6	6	0	0
97	Gross-Matos, Yetur	DE	6-5	265	22	R	Penn State	Spotsylvania, Va.	D2a-20	4	0	0	1
99	Short, Kawann	DT	6-3	315	31	8	Purdue	East Chicago, Ind.	D2-13	3	3	0	2
Reserve/COVID-19 (2)													
69	Larsen, Tyler	C	6-4	325	29	5	Utah State	Sandy, Utah	FA-16	5	0	0	0
75	Schofield, Michael	G	6-6	300	29	7	Michigan	Orland Park, Ill.	FA-20	5	2	0	1
Practice Squad/Injured Reserve (1)													
39	Bonnafon, Reggie	RB	6-0	215	24	2	Louisville	Louisville, Ky.	FA-18	2	0	0	0

POSITIONAL ROSTER

QUARTERBACKS (3)

NO.	NAME	POS.	HT.	WT.	AGE	EXP.	COLLEGE	HOMETOWN	HOW ACQ.
5	Bridgewater, Teddy	QB	6-2	215	27	7	Louisville	Miami, Fla.	UFA-20 NO
6	Walker, PJ	QB	5-11	212	25	1	Temple	Elizabeth, N.J.	FA-20
7	Grier, Will	QB	6-1	220	25	2	West Virginia	Charlotte, N.C.	D3-19

RUNNING BACKS (8)

NO.	NAME	POS.	HT.	WT.	AGE	EXP.	COLLEGE	HOMETOWN	HOW ACQ.
##	Warren, Michael (PS)	RB	5-9	220	21	R	Cincinnati	Toledo, Ohio	FA-20
22	McCaffrey, Christian (IR)	RB	5-11	205	24	4	Stanford	Highlands Ranch, Colo.	D1-17
28	Davis, Mike	RB	5-9	220	27	6	South Carolina	Stone Mountain, Ga.	WV-19 CHI
35	Smith, Rodney (PS)	RB	5-11	210	24	R	Minnesota	Jonesboro, Ga.	FA-20
36	Cannon, Trenton	RB	5-11	185	26	3	Virginia State	Hampton, Va.	WV-20 NYJ
37	Guerriero, Peter (PS)	RB	5-10	190	22	R	Monmouth	Lindhurst, N.J.	FA-20
39	Bonnafon, Reggie (PSIR)	RB	6-0	215	24	2	Louisville	Louisville, Ky.	FA-18
40	Armah, Alex	FB	6-2	255	26	4	West Georgia	Lawrenceville, Ga.	D6-17

WIDE RECEIVERS (10)

NO.	NAME	POS.	HT.	WT.	AGE	EXP.	COLLEGE	HOMETOWN	HOW ACQ.
10	Samuel, Curtis	WR	5-11	195	24	4	Ohio State	Brooklyn, N.Y.	D2a-17
11	Anderson, Robby	WR	6-3	190	27	5	Temple	Fort Lauderdale, Fla.	UFA-20 NYJ
12	Moore, DJ	WR	6-0	210	23	3	Maryland	Philadelphia, Pa.	D1-18
13	Hyman, Ishmael (PS)	WR	6-0	196	25	1	James Madison	Holmdel, N.J.	FA-20
14	Cooper, Pharoh	WR	5-11	210	25	5	South Carolina	Havelock, S.C.	UFA-20 ARI
15	Roberts, Seth	WR	6-2	195	29	6	West Alabama	Moultrie, Ga.	UFA-20 BAL
16	Zylstra, Brandon	WR	6-2	215	27	3	Concordia	Spicer, Minn.	WV-19 MIN
17	Bayless, Omar (IR)	WR	6-1	210	23	R	Arkansas State	Laurel, Miss.	FA-20
18	Kirkwood, Keith (IR)	WR	6-3	210	26	3	Temple	Neptune, N.J.	FA-20
83	Michel, Marken (PS)	WR	5-11	190	27	1	Massachusetts	Plantation, Fla.	FA-20

TIGHT ENDS (4)

NO.	NAME	POS.	HT.	WT.	AGE	EXP.	COLLEGE	HOMETOWN	HOW ACQ.
80	Thomas, Ian	TE	6-4	260	24	3	Indiana	Baltimore, Md.	D4a-18
82	Manhertz, Chris	TE	6-6	255	28	5	Canisius	New York, N.Y.	WV-16 NO
85	Ricci, Giovanni (PS)	TE	6-3	240	24	R	Western Michigan	Loveland, Ohio	FA-20
86	Thompson, Colin	TE	6-4	255	26	1	Temple	Doylestown, Pa.	FA-20

OFFENSIVE LINE (14)

NO.	NAME	POS.	HT.	WT.	AGE	EXP.	COLLEGE	HOMETOWN	HOW ACQ.
61	Paradis, Matt	C	6-3	300	31	6	Boise State	Council, Idaho	UFA-19 DEN
62	Monteiro, Aaron (PS)	G	6-6	315	23	1	Boston College	Brockton, Mass	FA-20
63	Kaskey, Matt (PS)	T	6-7	325	23	1	Dartmouth	Winnetka, Ill.	FA-19
64	Reed, Chris	G	6-4	320	28	5	Minnesota St-Mankato	Omaha, Neb.	WV-19 MIA
65	Daley, Dennis	G	6-6	325	24	2	South Carolina	Columbia, S.C.	D6-19
66	Horton, Mike (PS)	G	6-4	325	24	R	Auburn	Atlanta, Ga.	FA-20
67	Miller, John	G	6-3	315	27	6	Louisville	Miami, Fla.	FA-20
69	Larsen, Tyler (R/C19)	C	6-4	325	29	5	Utah State	Sandy, Utah	FA-16
71	Tecklenburg, Sam	C	6-4	310	23	R	Baylor	Plano, Texas	FA-20
72	Moton, Taylor	T	6-5	325	26	4	Western Michigan	Okemos, Mich.	D2b-17
73	Scott, Trent	T	6-5	320	26	2	Grambling State	Huntsville, Ala.	FA-18
74	Little, Greg	T	6-5	310	22	2	Mississippi	Allen, Texas	D2-19
75	Schofield, Michael (R/C19)	G	6-6	300	29	7	Michigan	Orland Park, Ill.	FA-20
76	Okung, Russell	T	6-5	310	32	11	Oklahoma State	Fort Bend, Texas	TR-20 LAC

LINEBACKERS (8)

NO.	NAME	POS.	HT.	WT.	AGE	EXP.	COLLEGE	HOMETOWN	HOW ACQ.
42	Franklin, Sam	LB	6-3	210	24	R	Temple	Crystal River, Fla.	FA-20
47	Johnston, Clay (PS)	LB	6-1	232	24	R	Baylor	Abilene, Texas	FA-20
48	Orr, Chris (PS)	LB	6-0	225	23	R	Wisconsin	DeSoto, Texas	FA-20
50	Stanford, Julian	LB	6-1	230	30	7	Wagner	Bloomfield, CT	FA-20
52	Whitehead, Tahir	LB	6-1	240	30	9	Temple	Newark, NJ	FA-20
54	Thompson, Shaq	LB	6-0	230	26	6	Washington	Sacramento, Calif.	D1-15
56	Carter Jr., Jermaine	LB	6-1	225	25	3	Maryland	Rockville, Md.	D5-18
57	Taylor, Adarius	LB	6-0	230	30	6	Florida Atlantic	Lakeland, Fla.	FA-20

DEFENSIVE BACKS (13)

NO.	NAME	POS.	HT.	WT.	AGE	EXP.	COLLEGE	HOMETOWN	HOW ACQ.
##	Hawkins, Josh (PS)	CB	5-10	189	27	4	East Carolina	Winston-Salem, N.C.	FA-20
20	Apple, Eli	CB	6-1	203	25	5	Ohio State	Voorhees, N.J.	FA-20
21	Chinn, Jeremy	S	6-3	220	22	R	Southern Illinois	Fishers, Ind.	D2b-20
23	Thomas-Oliver, Stantley	CB	6-0	190	22	R	Florida International	Punta Gorda, Fla.	D7-20
24	Douglas, Rasul	CB	6-2	209	25	4	West Virginia	East Orange, NJ	WV-20 PHI
25	Pride Jr., Troy	CB	5-11	195	22	R	Notre Dame	Greer, S.C.	D4-20
26	Jackson, Donte	CB	5-10	180	24	3	Louisiana State	Metarie, La.	D2-18
27	Robinson, Kenny	S	6-2	200	21	R	West Virginia	Wilkinsburg, Pa.	D5-20
29	Elder, Corn	CB	5-10	185	26	4	Miami (FL)	Nashville, Tenn.	D5-17
30	Jamerson, Natrell (PS)	DB	5-11	200	24	3	Wisconsin	Citra, Fla.	WV-19 GB
31	Burris, Juston (IR)	S	6-0	210	27	5	North Carolina State	Raleigh, N.C.	UFA-20 CLE
33	Boston, Tre	S	6-1	205	28	7	North Carolina	North Fort Myers, Fla.	UFA-19 ARZ
38	Hartsfield, Myles	DB	5-11	210	23	R	Mississippi	Sayreville, N.J.	FA-20

DEFENSIVE LINE (14)

NO.	NAME	POS.	HT.	WT.	AGE	EXP.	COLLEGE	HOMETOWN	HOW ACQ.
##	Panasiuk, Mike (PS)	DT	6-4	300	23	R	Michigan State	Roselle, Ill.	FA-20
##	Roberts, Greg (PS)	DE	6-5	258	24	2	Baylor	Nacogdoches, Texas	FA-20
53	Burns, Brian	DE	6-5	250	22	2	Florida State	Fort Lauderdale, Fla.	D1-19
77	Hector, Bruce (PS)	DT	6-2	296	26	2	South Florida	Tampa, FL	WV-20 PHI
78	Hamilton, Woodrow	DT	6-3	315	27	2	Mississippi	Raleigh, Miss.	FA-19
91	Weatherly, Stephen	DE	6-5	265	26	5	Vanderbilt	Snellville, Ga.	FA-20
92	Kerr, Zach	DT	6-2	334	30	7	Delaware	Virginia Beach, Va.	UFA-20 ARI
93	Roy, Bravvion	DT	6-1	330	24	R	Baylor	Spring, Texas	D6-20
94	Obada, Efe	DE	6-6	265	28	3	No College	London, England	FA-17
95	Brown, Derrick	DT	6-5	318	22	R	Auburn	Buford, Ga.	D1-20
96	Larkin, Austin	DE	6-3	255	25	1	Purdue	San Ramon, Calif.	FA-20
97	Gross-Matos, Yetur (IR)	DE	6-5	265	22	R	Penn State	Spotsylvania, Va.	D2a-20
98	Haynes, Marquis	DE	6-2	235	26	3	Mississippi	Jacksonville, Fla.	D4b-18
99	Short, Kawann (IR)	DT	6-3	315	31	8	Purdue	East Chicago, Ind.	D2-13

SPECIALISTS (4)

NO.	NAME	POS.	HT.	WT.	AGE	EXP.	COLLEGE	HOMETOWN	HOW ACQ.
2	Palardy, Michael (R/NFIL)	P	5-11	200	28	5	Tennessee	Fort Lauderdale, Fla.	FA-16
3	Charlton, Joseph	P	6-5	190	23	R	South Carolina	Columbia, S.C.	FA-20
4	Slye, Joey	K	5-11	213	24	2	Virginia Tech	Stafford, Va.	FA-19
44	Jansen, JJ	LS	6-2	235	34	13	Notre Dame	Phoenix, Ariz.	TR-09 GB

HOW BUILT

YEAR	DRAFTEES (21)	FREE AGENTS (31)	COLLEGE FREE AGENTS (9)	TRADES/WAIVERS (10)	PRACTICE SQUAD (0)
2009				LS JJ Jansen (TR-09 GB)	
2013	DT Kawann Short (2) *				
2015	LB Shaq Thompson (1)				
2016		C Tyler Larsen (FA-16) ∨ P Michael Palardy (FA-16) ⊠		TE Chris Manhertz (WV-16 NO)	
2017	RB Christian McCaffrey (1) * T Taylor Moton (2) WR Curtis Samuel (2) CB Corn Elder (5) FB Alex Armah (6)				
2018	WR DJ Moore (1) CB Donte Jackson (2) TE Ian Thomas (4) LB Jermaine Carter Jr. (5)		RB Reggie Bonnafon (FA-18) ⊠		
2019	DE Brian Burns (1) T Greg Little (2) QB Will Grier (3)	DT Woodrow Hamilton (FA-19) T Matt Kaskey (FA-19) ^ G Aaron Monteiro (FA-20) ^ K Joey Slye (FA-19)		RB Mike Davis (WV-19 CHI) DB Natrell Jamerson (WV-19 GB) ^ G Chris Reed (WV-19 MIA) WR Brandon Zylstra (WV-19 MIN)	
2020	DT Derrick Brown (1) DE Yetur Gross-Matos (2) * S Jeremy Chinn (2b) CB Troy Pride Jr. (4) S Kenny Robinson (5) DT Bravvion Roy (6) CB Stantley Thomas-Oliver (7)	CB Eli Apple (FA-20) QB Teddy Bridgewater (UFA-20 NO) S Juston Burris (UFA-20 CLE) * P Joseph Charlton (FA-20) WR Pharoh Cooper (UFA-20 ARI) RB Peter Guerriero (FA-20) ^ CB Josh Hawkins (FA-20) ^ WR Ishmael Hyman (FA-20) ^ LB Clay Johnston (FA-20) ^ DT Zach Kerr (UFA-20 ARI) WR Keith Kirkwood (FA-20) * DE Austin Larkin (FA-20) WR Marken Michel (FA-20) ^ G John Miller (FA-20) DT Mike Panasiuk (FA-20) ^ DE Greg Roberts (FA-20) ^ WR Seth Roberts (UFA-20 BAL) G Michael Schofield (FA-20) ∨ LB Julian Stanford (FA-20) LB Adarius Taylor (FA-20) TE Colin Thompson (FA-20) QB PJ Walker (FA-20) RB Michael Warren (FA-20) ^ DE Stephen Weatherly (FA-20) LB Tahir Whitehead (FA-20)	WR Omar Bayless (FA-20) * LB Sam Franklin (FA-20) DB Myles Hartsfield (FA-20) G Mike Horton (FA-20) ^ LB Chris Orr (FA-20) ^ TE Giovanni Ricci (FA-20) ^ RB Rodney Smith (FA-20) ^ C Sam Tecklenburg (FA-20)	RB Trenton Cannon (WV-20 NYJ) CB Rasul Douglas (WV-20 PHI) DT Bruce Hector (WV-20 PHI) ^ T Russell Okung (TR-20 LAC)	

Key: ***** *Injured Reserve,* **∨** *Reserve/COVID-19,* ⊠ *Reserve/NFIL,* ⊠ *Practice Squad/Injured Reserve,* **^** *Practice Squad*

GAME-BY-GAME STARTERS

2020 REGULAR SEASON													
OFFENSE													
DATE	OPPONENT	LT	LG	C	RG	RT	TE	TE	WR	WR	WR	RB	QB
9/13	Las Vegas	R. Okung	M. Schofield	M. Paradis	J. Miller	T. Moton	C. Manhertz	A. Armah	R. Anderson	D. Moore	--	C. McCaffrey	T. Bridgewater
9/20	at Tampa Bay	R. Okung	M. Schofield	M. Paradis	J. Miller	T. Moton	C. Manhertz	I. Thomas	R. Anderson	D. Moore	--	C. McCaffrey	T. Bridgewater
9/27	at L.A. Chargers	G. Little	C. Reed	M. Paradis	J. Miller	T. Moton	--	I. Thomas	R. Anderson	D. Moore	C. Samuel	M. Davis	T. Bridgewater
10/4	Arizona	G. Little	C. Reed	M. Paradis	J. Miller	T. Moton	C. Manhertz	I. Thomas	R. Anderson	D. Moore	--	M. Davis	T. Bridgewater
10/11	at Atlanta	R. Okung	C. Reed	M. Paradis	J. Miller	T. Moton	--	I. Thomas	R. Anderson	D. Moore	C. Samuel	M. Davis	T. Bridgewater
10/18	Chicago	R. Okung	C. Reed	M. Paradis	J. Miller	T. Moton	C. Manhertz	--	R. Anderson	D. Moore	S. Roberts	M. Davis	T. Bridgewater
10/25	at New Orleans	--	--	--	--	--	--	--	--	--	--	--	--
10/29	Atlanta	--	--	--	--	--	--	--	--	--	--	--	--
11/8	at Kansas City	--	--	--	--	--	--	--	--	--	--	--	--
11/15	Tampa Bay	--	--	--	--	--	--	--	--	--	--	--	--
11/22	Detroit	--	--	--	--	--	--	--	--	--	--	--	--
11/29	at Minnesota	--	--	--	--	--	--	--	--	--	--	--	--
12/13	Denver	--	--	--	--	--	--	--	--	--	--	--	--
12/20	at Green Bay	--	--	--	--	--	--	--	--	--	--	--	--
12/27	at Washington	--	--	--	--	--	--	--	--	--	--	--	--
1/3	New Orleans	--	--	--	--	--	--	--	--	--	--	--	--

2020 REGULAR SEASON												
DEFENSE												
DATE	OPPONENT	DE	DT	DT	DE	WILL	MIKE	SAM	CB	CB	SS	FS
9/13	Las Vegas	B. Burns	K. Short	D. Brown	S. Weatherly	S. Thompson	T. Whitehead	J. Chinn	D. Jackson	T. Pride Jr.	J. Burris	T. Boston
9/20	at Tampa Bay	B. Burns	Z. Kerr	D. Brown	S. Weatherly	S. Thompson	T. Whitehead	J. Chinn	D. Jackson	R. Douglas	J. Burris	T. Boston
9/27	at L.A. Chargers	B. Burns	Z. Kerr	D. Brown	S. Weatherly	S. Thompson	T. Whitehead	J. Chinn	D. Jackson	R. Douglas	J. Burris	T. Boston
10/4	Arizona	B. Burns	K. Short	D. Brown	S. Weatherly	S. Thompson	T. Whitehead	J. Chinn	D. Jackson	R. Douglas	J. Burris	T. Boston
10/11	at Atlanta	B. Burns	K. Short	D. Brown	S. Weatherly	S. Thompson	T. Whitehead	J. Chinn	D. Jackson	R. Douglas	J. Burris	T. Boston
10/18	Chicago	B. Burns	Z. Kerr	D. Brown	S. Weatherly	S. Thompson	T. Whitehead	J. Chinn	T. Pride Jr.	R. Douglas	J. Burris	T. Boston
10/25	at New Orleans	--	--	--	--	--	--	--	--	--	--	--
10/29	Atlanta	--	--	--	--	--	--	--	--	--	--	--
11/8	at Kansas City	--	--	--	--	--	--	--	--	--	--	--
11/15	Tampa Bay	--	--	--	--	--	--	--	--	--	--	--
11/22	Detroit	--	--	--	--	--	--	--	--	--	--	--
11/29	at Minnesota	--	--	--	--	--	--	--	--	--	--	--
12/13	Denver	--	--	--	--	--	--	--	--	--	--	--
12/20	at Green Bay	--	--	--	--	--	--	--	--	--	--	--
12/27	at Washington	--	--	--	--	--	--	--	--	--	--	--
1/3	New Orleans	--	--	--	--	--	--	--	--	--	--	--

Rookies underlined.

PLAYER PARTICIPATION

2020 REGULAR SEASON CAROLINA PANTHERS PLAYER PARTICIPATION

	LV	@ TB	@ LAC	ARI	@ ATL	CHI	@ NO	ATL	@ KC	TB	DET	@ MIN	DEN	@ GB	@ WAS	NO				
PLAYERS	9/13	9/20	9/27	10/4	10/11	10/18	10/25	10/29	11/8	11/15	11/22	11/29	12/13	12/20	12/27	1/3	GP	GS	DNP	IN
Adams, Myles	PS	-	-	-	-	-	-	-	-	-	-	-	-	-	-	-	0	0	0	0
Anderson, Robby	**WR**	**WR**	**WR**	**WR**	**WR**	**WR**	-	-	-	-	-	-	-	-	-	-	6	6	0	0
Apple, Eli	IR	IR	IR	P	N	N	-	-	-	-	-	-	-	-	-	-	1	0	0	2
Armah, Alex	**FB**	P	P	P	P	P	-	-	-	-	-	-	-	-	-	-	6	1	0	0
Bayless, Omar	IR	IR	IR	IR	IR	IR	-	-	-	-	-	-	-	-	-	-	0	0	0	0
Bonnafon, Reggie	PS	PS	P	P	PS/IR	PS/IR	-	-	-	-	-	-	-	-	-	-	2	0	0	0
Boston, Tre	**FS**	**FS**	**FS**	**FS**	**FS**	**FS**	-	-	-	-	-	-	-	-	-	-	6	6	0	0
Bridgewater, Teddy	**QB**	**QB**	**QB**	**QB**	**QB**	**QB**	-	-	-	-	-	-	-	-	-	-	6	6	0	0
Brown, Derrick	**DT**	**DT**	**DT**	**DT**	**DT**	**DT**	-	-	-	-	-	-	-	-	-	-	6	6	0	0
Burns, Brian	**DE**	**DE**	**DE**	**DE**	**DE**	**DE**	-	-	-	-	-	-	-	-	-	-	6	6	0	0
Burris, Juston	**SS**	**SS**	**SS**	**SS**	**SS**	**SS**	-	-	-	-	-	-	-	-	-	-	6	6	0	0
Cannon, Trenton	P	P	INA	INA	P	P	-	-	-	-	-	-	-	-	-	-	4	0	0	2
Carter Jr., Jermaine	P	P	P	P	P	P	-	-	-	-	-	-	-	-	-	-	6	0	0	0
Charlton, Joseph	P	P	P	P	P	P	-	-	-	-	-	-	-	-	-	-	6	0	0	0
Chinn, Jeremy	**SAM**	**SAM**	**SAM**	**SAM**	**SAM**	**SAM**	-	-	-	-	-	-	-	-	-	-	6	6	0	0
Cooper, Pharoh	P	P	P	P	P	P	-	-	-	-	-	-	-	-	-	-	6	0	0	0
Daley, Dennis	INA	INA	INA	INA	N	N	-	-	-	-	-	-	-	-	-	-	0	0	0	6
Davis, Mike	P	P	**RB**	**RB**	**RB**	**RB**	-	-	-	-	-	-	-	-	-	-	6	4	0	0
Douglas, Rasul	P	**CB**	**CB**	**CB**	**CB**	**CB**	-	-	-	-	-	-	-	-	-	-	6	5	0	0
Elder, Corn	P	P	P	P	P	P	-	-	-	-	-	-	-	-	-	-	6	0	0	0
Franklin, Sam	P	P	P	P	P	P	-	-	-	-	-	-	-	-	-	-	6	0	0	0
Green, T.J.	PS	-	-	-	PS	-	-	-	-	-	-	-	-	-	-	-	0	0	0	0
Grier, Will	DNP	INA	DNP	DNP	DNP	N	-	-	-	-	-	-	-	-	-	-	0	0	4	2
Gross-Matos, Yetur	P	INA	P	P	P	IR	-	-	-	-	-	-	-	-	-	-	4	0	0	1
Hamilton, Woodrow	PS	P	PS	PS	PS	N	-	-	-	-	-	-	-	-	-	-	1	0	0	1
Hartsfield, Myles	P	P	P	P	P	P	-	-	-	-	-	-	-	-	-	-	6	0	0	0
Haynes, Marquis	P	P	P	P	P	P	-	-	-	-	-	-	-	-	-	-	6	0	0	0
Hector, Bruce	PS	PS	PS	PS	PS	PS	-	-	-	-	-	-	-	-	-	-	0	0	0	0
Horton, Mike	PS	PS	PS	PS	PS	PS	-	-	-	-	-	-	-	-	-	-	0	0	0	0
Hyman, Ishmael	PS	PS	PS	PS	PS	PS	-	-	-	-	-	-	-	-	-	-	0	0	0	0
Jackson, Donte	**CB**	**CB**	**CB**	**CB**	**CB**	P	-	-	-	-	-	-	-	-	-	-	6	5	0	0
Jamerson, Natrell	R/C19	R/C19	R/C19	PS	PS	PS	-	-	-	-	-	-	-	-	-	-	0	0	0	0
Jansen, JJ	P	P	P	P	P	P	-	-	-	-	-	-	-	-	-	-	6	0	0	0
Johnston, Clay	PS	PS	PS	PS	PS	PS	-	-	-	-	-	-	-	-	-	-	0	0	0	0
Kaskey, Matt	PS	PS	PS	PS	PS	PS	-	-	-	-	-	-	-	-	-	-	0	0	0	0
Kerr, Zach	P	**DT**	**DT**	P	P	**DT**	-	-	-	-	-	-	-	-	-	-	6	3	0	0
Kirkwood, Keith	IR	IR	IR	IR	IR	P	-	-	-	-	-	-	-	-	-	-	1	0	0	0
Larsen, Tyler	P	P	P	P	P	R/C19	-	-	-	-	-	-	-	-	-	-	5	0	0	0
Little, Greg	DNP	P	**LT**	**LT**	P	P	-	-	-	-	-	-	-	-	-	-	5	2	1	0
Manhertz, Chris	**TE**	**TE**	P	**TE**	P	**TE**	-	-	-	-	-	-	-	-	-	-	6	4	0	0
McCaffrey, Christian	**RB**	**RB**	IR	IR	IR	IR	-	-	-	-	-	-	-	-	-	-	2	2	0	0
Michel, Marken	PS	PS	PS	PS	PS	PS	-	-	-	-	-	-	-	-	-	-	0	0	0	0
Miller, John	**RG**	**RG**	**RG**	**RG**	**RG**	**RG**	-	-	-	-	-	-	-	-	-	-	6	6	0	0
Miller, Shareef	INA	INA	N	-	-	-	-	-	-	-	-	-	-	-	-	-	0	0	0	3
Monteiro, Aaron	-	-	PS	PS	PS	PS	-	-	-	-	-	-	-	-	-	-	0	0	0	0
Moore, DJ	**WR**	**WR**	**WR**	**WR**	**WR**	**WR**	-	-	-	-	-	-	-	-	-	-	6	6	0	0
Moton, Taylor	**RT**	**RT**	**RT**	**RT**	**RT**	**RT**	-	-	-	-	-	-	-	-	-	-	6	6	0	0
Obada, Efe	P	P	P	P	P	P	-	-	-	-	-	-	-	-	-	-	6	0	0	0
Okung, Russell	**LT**	**LT**	INA	INA	**LT**	**LT**	-	-	-	-	-	-	-	-	-	-	4	4	0	2
Orr, Chris	PS	PS	PS	INA	PS	PS	-	-	-	-	-	-	-	-	-	-	0	0	0	1
Palardy, Michael	R/NFIL	R/NFIL	R/NFIL	R/NFIL	R/NFIL	R/NFIL	-	-	-	-	-	-	-	-	-	-	0	0	0	0
Paradis, Matt	**C**	**C**	**C**	**C**	**C**	**C**	-	-	-	-	-	-	-	-	-	-	6	6	0	0
Pride Jr., Troy	**CB**	P	P	P	P	**CB**	-	-	-	-	-	-	-	-	-	-	6	2	0	0
Reed, Chris	R/C19	R/C19	**LG**	**LG**	**LG**	**LG**	-	-	-	-	-	-	-	-	-	-	4	4	0	0
Ricci, Giovanni	PS	PS	PS	PS	PS	PS	-	-	-	-	-	-	-	-	-	-	0	0	0	0
Roberts, Seth	P	P	P	P	P	**WR**	-	-	-	-	-	-	-	-	-	-	6	1	0	0
Robinson, Kenny	PS	PS	PS	PS	PS	PS	-	-	-	-	-	-	-	-	-	-	0	0	0	0
Roy, Bravvion	P	P	P	INA	P	P	-	-	-	-	-	-	-	-	-	-	5	0	0	1
Samuel, Curtis	P	P	**WR**	P	**WR**	N	-	-	-	-	-	-	-	-	-	-	5	2	0	1
Schofield, Michael	**LG**	**LG**	P	P	N	P	-	-	-	-	-	-	-	-	-	-	5	2	0	1
Scott, Trent	DNP	P	P	P	P	P	-	-	-	-	-	-	-	-	-	-	5	0	1	0
Short, Kawann	**DT**	INA	INA	**DT**	**DT**	IR	-	-	-	-	-	-	-	-	-	-	3	3	0	2
Slye, Joey	P	P	P	P	P	P	-	-	-	-	-	-	-	-	-	-	6	0	0	0
Smith, Rodney	-	-	-	-	-	PS	-	-	-	-	-	-	-	-	-	-	0	0	0	0
Stanford, Julian	P	P	P	P	P	P	-	-	-	-	-	-	-	-	-	-	6	0	0	0
Taylor, Adarius	P	P	P	P	P	P	-	-	-	-	-	-	-	-	-	-	6	0	0	0
Tecklenburg, Sam	PS	PS	PS	PS	PS	PS	-	-	-	-	-	-	-	-	-	-	0	0	0	0
Thomas-Oliver, S.	INA	INA	P	INA	N	P	-	-	-	-	-	-	-	-	-	-	2	0	0	4
Thomas, Ian	P	**TE**	**TE**	**TE**	**TE**	P	-	-	-	-	-	-	-	-	-	-	6	4	0	0
Thompson, Colin	INA	P	P	P	P	P	-	-	-	-	-	-	-	-	-	-	5	0	0	1
Thompson, Shaq	**WILL**	**WILL**	**WILL**	**WILL**	**WILL**	**WILL**	-	-	-	-	-	-	-	-	-	-	6	6	0	0
Walker, PJ	INA	DNP	INA	INA	N	DNP	-	-	-	-	-	-	-	-	-	-	0	0	2	4
Weatherly, Stephen	**DE**	**DE**	**DE**	**DE**	**DE**	**DE**	-	-	-	-	-	-	-	-	-	-	6	6	0	0
Whitehead, Tahir	**MIKE**	**MIKE**	**MIKE**	**MIKE**	**MIKE**	**MIKE**	-	-	-	-	-	-	-	-	-	-	6	6	0	0
Zylstra, Brandon	P	P	P	P	P	P	-	-	-	-	-	-	-	-	-	-	6	0	0	0

CAPS/Bold = Starter, DNP = Did not play, P = Played, INA = Inactive, IR = Injured Reserve, - = Not with team

2020 TEAM STATS

CAROLINA PANTHERS / REGULAR SEASON WEEK 6 / THROUGH SUNDAY, OCTOBER 18, 2020

WON 3, LOST 3				MATT RHULE (6 GAMES)
09/13	L	30-34	Las Vegas	
09/20	L	17-31	at Tampa Bay	
09/27	W	21-16	at L.A. Chargers	
10/04	W	31-21	Arizona	5,120
10/11	W	23-16	at Atlanta	6,656
10/18	L	16-23	Chicago	5,240

2020 TEAM STATISTICS

	CAR	OPP.
FIRST DOWNS	**137**	**133**
Rushing	39	43
Passing	84	76
Penalty	14	14
Third Down-Made/Att	32/72	37/73
Third Down Efficiency	44.4%	50.7%
Fourth Down-Made/Att	4/7	1/1
Fourth Down Efficiency	57.1%	100.0%
TOTAL NET YARDS	**2,301**	**2,039**
Avg. Per Game	383.5	339.8
Total Plays	385	375
Avg. Per Play	6.0	5.4
NET YARDS RUSHING	**701**	**730**
Avg. Per Game	116.8	121.7
Total Rushes	166	149
Avg. Per Rush	4.2	4.9
NET YARDS PASSING	**1,600**	**1,309**
Avg. Per Game	266.7	218.2
Sacked/Yards Lost	12/76	5/34
Gross Yards	1,676	1,343
Attempts/Completions	207/146	221/148
Pct. of Completion	70.5%	67.0%
Had Intercepted	5	4
PUNTS/AVERAGE	**13/48.8**	**22/42.6**
Net Punting Average	41.9	39.5
PUNT RETURN/AVG.	**9/5.3**	**7/7.1**
KICKOFF RETURN/AVG.	**13/24.8**	**3/23.3**
INTERCEPTION RETURN/AVG.	**4/27.5**	**5/2.2**
PENALTIES/YARDS	**39/338**	**34/298**
FUMBLES/BALL LOST	**4/3**	**9/5**
TOUCHDOWNS	**13**	**16**
Rushing	7	9
Passing	6	7
Returns	0	0
EXTRA POINTS/ATTEMPTS	**10/12**	**15/15**
TWO POINT CONVERSION/ATT.	**1/1**	**0/1**
FIELD GOALS/ATTEMPTS	**16/18**	**10/10**
AVG. TIME OF POSSESSION	**32:15**	**27:45**

SCORE BY PERIODS	Q1	Q2	Q3	Q4	OT	PTS
TEAM	35	45	14	44	0	138
OPPONENTS	35	37	30	39	0	141

SCORING	TD	RU	PA	RT	K-PAT	FG	2PT	S	PTS
J. Slye	0	0	0	0	10/12	16/18	0	0	58
M. Davis	4	2	2	0	0/0	0/0	0	0	24
C. McCaffrey	4	4	0	0	0/0	0/0	0	0	24
R. Anderson	1	0	1	0	0/0	0/0	1	0	8
R. Bonnafon	1	0	1	0	0/0	0/0	0	0	6
T. Bridgewater	1	1	0	0	0/0	0/0	0	0	6
D. Moore	1	0	1	0	0/0	0/0	0	0	6
I. Thomas	1	0	1	0	0/0	0/0	0	0	6
TEAM	**13**	**7**	**6**	**0**	**10/12**	**16/18**	**1**	**0**	**138**
OPPONENTS	**16**	**9**	**7**	**0**	**15/15**	**10/10**	**0**	**0**	**141**

2-Pt Conv: R. Anderson 1, **TM** 1-1, **OPP** 0-1

J. Slye: (47G, 46G, 31G) (23G) (29G, 24G, 30G, 22G, 31G) (27G, 42WR) (38G, 39G, 22G) (21G, 20G, 54WR, 48G)
OPP: (20G, 54G) (33G) (41G) (46G, 31G, 54G) (31G, 55G, 31G)

SACKS: M. Haynes 2.0, B. Burns 2.0, Y. Gross-Matos 1.0, **TM** 5.0, **OPP** 12.0

RUSHING	NO.	YDS	AVG	LONG	TD
M. Davis	64	272	4.3	25	2
C. McCaffrey	41	156	3.8	15	4
T. Bridgewater	23	121	5.3	18t	1
R. Bonnafon	12	69	5.8	22	0
C. Samuel	15	63	4.2	17	0
T. Cannon	5	11	2.2	10	0
A. Armah	4	5	1.3	2	0
R. Anderson	1	3	3.0	3	0
J. Chinn	1	1	1.0	1	0
TEAM	**166**	**701**	**4.2**	**25**	**7**
OPPONENTS	**149**	**730**	**4.9**	**48**	**9**

RECEIVING	TAR	NO.	YDS	AVG	LONG	TD
R. Anderson	53	40	566	14.2	75t	1
D. Moore	48	27	474	17.6	57t	1
M. Davis	36	32	209	6.5	23	2
C. Samuel	23	19	183	9.6	24	0
C. McCaffrey	9	7	67	9.6	16	0
I. Thomas	11	6	39	6.5	11	1
C. Manhertz	5	4	35	8.8	17	0
S. Roberts	6	4	31	7.8	12	0
R. Bonnafon	2	2	18	9.0	15	1
T. Cannon	2	2	15	7.5	19	0
A. Armah	2	1	14	14.0	14	0
K. Kirkwood	2	1	13	13.0	13	0
P. Cooper	1	1	12	12.0	12	0
TEAM	**200**	**146**	**1,676**	**11.5**	**75t**	**6**
OPPONENTS	**213**	**148**	**1,343**	**9.1**	**50**	**7**

INTERCEPTIONS	NO.	YDS	AVG	LONG	TD
D. Jackson	2	110	55.0	66	0
J. Burris	1	0	0.0	0	0
J. Chinn	1	0	0.0	0	0
TEAM	**4**	**110**	**27.5**	**66**	**0**
OPPONENTS	**5**	**11**	**2.2**	**9**	**0**

FUMBLES	FUM	LST	FF	REC	TD
M. Davis	1	1	0	0	0
R. Anderson	1	1	0	0	0
T. Bridgewater	1	1	0	0	0
P. Cooper	1	0	0	0	0
TEAM	**4**	**3**	**0**	**0**	**0**
OPPONENTS	**9**	**5**	**0**	**1**	**0**

PUNTING	NO.	YDS	AVG	NET	TB	IN	LG	B
J. Charlton	13	635	48.8	41.9	2	4	60	0
TEAM	**13**	**635**	**48.8**	**41.9**	**2**	**4**	**60**	**0**
OPPONENTS	**22**	**937**	**42.6**	**39.5**	**1**	**11**	**54**	**0**

PUNT RETURNS	RET	FC	YDS	AVG	LONG	TD
P. Cooper	9	7	48	5.3	19	0
TEAM	**9**	**7**	**48**	**5.3**	**19**	**0**
OPPONENTS	**7**	**3**	**50**	**7.1**	**27**	**0**

KICKOFF RETURNS	NO.	YDS	AVG	LONG	TD
P. Cooper	13	322	24.8	38	0
TEAM	**13**	**322**	**24.8**	**38**	**0**
OPPONENTS	**3**	**70**	**23.3**	**24**	**0**

FIELD GOALS	1-19	20-29	30-39	40-49	50+
J. Slye	0/0	8/8	5/5	3/4	0/1
TEAM	**0/0**	**8/8**	**5/5**	**3/4**	**0/1**
OPPONENTS	**0/0**	**1/1**	**4/4**	**2/2**	**3/3**

PASSING	ATT	CMP	YDS	CMP%	YDS/ATT	TD	TD%	INT	INT%	LONG	SACK/	LOST	RATING
T. Bridgewater	207	146	1,676	70.5	8.1	6	2.9	5	2.4	75t	12/	76	94.2
TEAM	**207**	**146**	**1,676**	**70.5**	**8.1**	**6**	**2.9**	**5**	**2.4**	**75t**	**12/**	**76**	**94.2**
OPPONENTS	**221**	**148**	**1,343**	**67.0**	**6.1**	**7**	**3.2**	**4**	**1.8**	**50**	**5/**	**34**	**86.2**

2020 DEFENSIVE STATS

2020 REGULAR SEASON CAROLINA PANTHERS DEFENSIVE STATS (THROUGH WEEK 6)											
POS.	PLAYER	TOTAL	TKL	AST.	TFL	SACKS	PRES	FR	FF	INT.	PD
LB	S. Thompson	49	24	25	2	0.0	0	1	1	0	2
S	J. Chinn	48	30	18	1	0.0	1	0	0	1	3
LB	T. Whitehead	32	16	16	0	0.0	1	1	0	0	0
S	T. Boston	31	20	11	1	0.0	1	1	1	0	3
CB	R. Douglas	27	21	6	1	0.0	0	0	0	0	6
S	J. Burris	24	16	8	2	0.0	0	0	0	1	2
DE	B. Burns	20	14	6	3	2.0	7	0	2	0	1
CB	T. Pride Jr.	20	13	7	1	0.0	0	0	0	0	0
CB	C. Elder	16	10	6	0	0.0	0	0	0	0	2
DT	D. Brown	13	10	3	6	0.0	1	0	0	0	2
CB	D. Jackson	11	6	5	0	0.0	0	0	0	2	5
DE	S. Weatherly	11	4	7	0	0.0	1	0	0	0	0
DE	M. Haynes	7	6	1	2	2.0	3	0	0	0	1
DE	Y. Gross-Matos	7	4	3	0	1.0	1	0	1	0	0
DT	Z. Kerr	7	3	4	0	0.0	3	0	0	0	1
DT	B. Roy	6	3	3	0	0.0	1	0	0	0	0
DT	K. Short	6	3	3	0	0.0	0	0	0	0	0
DE	E. Obada	6	2	4	0	0.0	4	1	0	0	0
LB	A. Taylor	5	2	3	0	0.0	0	0	0	0	0
LB	S. Franklin	2	2	0	0	0.0	0	0	0	0	0
LB	J. Carter Jr.	2	1	1	1	0.0	0	0	0	0	0
DT	W. Hamilton	1	1	0	0	0.0	0	1	0	0	0
DE	A. Larkin	1	0	1	0	0.0	0	0	0	0	0
LB	J. Stanford	1	0	1	0	0.0	0	0	0	0	0
	PANTHERS TOTALS	**353**	**211**	**142**	**20**	**5.0**	**24**	**5**	**5**	**4**	**28**
	OPP. TOTALS	**389**	**240**	**149**	**28**	**12.0**	**24**	**3**	**3**	**5**	**21**

Ast.=Assist, TFL=Tackle for a Loss, INT.=Interception, FR=Fumble Recovery, FF=Forced Fumble, PD=Pass Defense

2020 PANTHERS SPECIAL TEAMS							
POS.	PLAYER	TKL.	AST.	COMB.	FF	FR	BL
RB	T. Cannon	3	0	3	0	0	0
LB	J. Stanford	1	2	3	0	0	0
LB	A. Taylor	0	2	2	0	0	0
RB	R. Bonnafon	1	0	1	0	0	0
CB	T. Pride Jr.	1	0	1	0	0	0
K	J. Slye	1	0	1	0	0	0
S	J. Chinn	0	1	1	0	0	0
CB	C. Elder	0	1	1	0	0	0
	TOTALS	**7**	**6**	**13**	**0**	**0**	**0**

DEFENSIVE STATS BY RANK									
SACKS		INTERCEPTIONS		TACKLES FOR LOSS		PASSES DEFENSED		PRES	
PLAYER	NO.	PLAYER	NO.	PLAYER	NO.	PLAYER	NO.	PLAYER	NO.
B. Burns	2.0	D. Jackson	2	D. Brown	6	R. Douglas	6	B. Burns	7
M. Haynes	2.0	J. Burris	1	B. Burns	3	D. Jackson	5	E. Obada	4
Y. Gross-Matos	1.0	J. Chinn	1	J. Burris	2	T. Boston	3	M. Haynes	3
				M. Haynes	2	J. Chinn	3	Z. Kerr	3
				S. Thompson	2	D. Brown	2	T. Boston	1
				T. Boston	1	J. Burris	2	D. Brown	1
				J. Carter Jr.	1	C. Elder	2	J. Chinn	1
				J. Chinn	1	S. Thompson	2	Y. Gross-Matos	1
				R. Douglas	1	B. Burns	1	B. Roy	1
				T. Pride Jr.	1	M. Haynes	1	S. Weatherly	1
						Z. Kerr	1	T. Whitehead	1

GAME-BY-GAME OFFENSE

2020 REGULAR SEASON PANTHERS GAME-BY-GAME OFFENSE

	09/13 LV	09/20 @ TB	09/27 @ LAC	10/04 ARI	10/11 @ ATL	10/18 CHI	10/25 @ NO	10/29 ATL	11/08 @ KC	11/15 TB	11/22 DET	11/29 @ MIN	12/13 DEN	12/20 @ GB	12/27 @ WAS	01/03 NO	Totals
FIRST DOWNS																	
Total	22	24	14	30	24	23											**137**
Rushing	8	5	2	11	5	8											**39**
Passing	13	18	10	17	18	8											**84**
Penalty	1	1	2	2	1	7											**14**
THIRD DOWNS																	
Attempts	13	11	12	11	12	13											**72**
Converted	7	6	3	7	6	3											**32**
Percentage	53.8	54.5	25.0	63.6	50.0	23.1											**44.4**
FOURTH DOWNS																	
Attempts	2	2	0	1	0	2											**7**
Converted	1	1	0	1	0	1											**4**
Percentage	50.0	50.0	0	100.0	0	50.0											**57.1**
TOT. OFFENSE																	
Net Yards	388	427	302	444	437	303											**2,301**
Plays	65	71	51	72	64	62											**385**
Avg./Play	6.0	6.0	5.9	6.2	6.8	4.9											**6.0**
RUSHING																	
Net Yards	129	87	81	168	124	112											**701**
Rush. Att.	30	24	21	35	27	29											**166**
Avg./Att.	4.3	3.6	3.9	4.8	4.6	3.9											**4.2**
PASSING																	
Net Yards	259	340	221	276	313	191											**1,600**
Attempts	34	42	28	37	37	29											**207**
Completions	22	33	22	26	27	16											**146**
Intercepted	0	2	0	1	0	2											**5**
Gross Yards	269	367	235	276	313	216											**1,676**
Sacked	1.0	5.0	2.0	0.0	0.0	4.0											**12.0**
Yards Lost	10	27	14	0	0	25											**76**
ADVANCES																	
Rushes	30	24	21	35	27	29											**166**
Completions	22	33	22	26	27	16											**146**
Totals	52	57	43	61	54	45											**312**
Total Drives	10	12	10	10	9	11											**62**
PENALTIES																	
Number	5	9	3	10	4	8											**39**
Yards	65	77	30	72	25	69											**338**
FUMBLES																	
Number	0	3	0	0	0	1											**4**
Lost	0	2	0	0	0	1											**3**
PUNTING																	
Net Yards	120	101	189	42	134	49											**635**
Punts	2	2	4	1	3	1											**13**
Net Avg.	41.5	40.5	44.8	42.0	37.0	49.0											**42.1**
Gross Avg.	60.0	50.5	47.3	42.0	44.7	49.0											**48.8**
SCORING																	
Points	30	17	21	31	23	16											**138**
Q1	9	0	6	14	3	3											**35**
Q2	6	0	12	7	17	3											**45**
Q3	0	7	0	7	0	0											**14**
Q4	15	10	3	3	3	10											**44**
OT	0	0	0	0	0	0											**0**
TD Rushing	2	2	0	2	0	1											**7**
TD Passing	1	0	1	2	2	0											**6**
TD KO Returns	0	0	0	0	0	0											**0**
TD Punt Returns	0	0	0	0	0	0											**0**
TD Sp. Teams	0	0	0	0	0	0											**0**
TD Def. Returns	0	0	0	0	0	0											**0**
FG Attempts	3	1	5	2	3	4											**18**
FG Made	3	1	5	1	3	3											**16**
Safety	0	0	0	0	0	0											**0**
2-Pt Attempts	1	0	0	0	0	0											**1**
2-Pt Made	1	0	0	0	0	0											**1**
Time of Possession	28:48	34:32	28:48	37:08	33:06	31:06											**193:28**

GAME-BY-GAME DEFENSE

2020 REGULAR SEASON PANTHERS GAME-BY-GAME DEFENSE

	09/13 LV	09/20 @ TB	09/27 @ LAC	10/04 ARI	10/11 @ ATL	10/18 CHI	10/25 @ NO	10/29 ATL	11/08 @ KC	11/15 TB	11/22 DET	11/29 @ MIN	12/13 DEN	12/20 @ GB	12/27 @ WAS	01/03 NO	Totals
FIRST DOWNS																	
Total	23	20	26	21	21	22											**133**
Rushing	10	5	7	6	10	5											**43**
Passing	11	11	18	11	11	14											**76**
Penalty	2	4	1	4	0	3											**14**
THIRD DOWNS																	
Attempts	11	11	15	9	13	14											**73**
Converted	6	5	10	3	6	7											**37**
Percentage	54.5	45.5	66.7	33.3	46.2	50.0											**50.7**
FOURTH DOWNS																	
Attempts	0	0	0	0	1	0											**1**
Converted	0	0	0	0	1	0											**1**
Percentage	0	0	0	0	100.0	0											**100.0**
TOT. OFFENSE																	
Net Yards	372	339	436	262	369	261											**2,039**
Plays	61	57	74	55	64	64											**375**
Avg./Play	6.1	5.9	5.9	4.8	5.8	4.1											**5.4**
RUSHING																	
Net Yards	133	122	117	129	166	63											**730**
Rush. Att.	31	22	23	23	25	25											**149**
Avg./Att.	4.3	5.5	5.1	5.6	6.6	2.5											**4.9**
PASSING																	
Net Yards	239	217	319	133	203	198											**1,309**
Attempts	30	35	49	31	37	39											**221**
Completions	22	23	35	24	21	23											**148**
Intercepted	0	1	1	0	1	1											**4**
Gross Yards	239	217	330	133	226	198											**1,343**
Sacked	0.0	0.0	2.0	1.0	2.0	0.0											**5.0**
Yards Lost	0	0	11	0	23	0											**34**
ADVANCES																	
Rushes	31	22	23	23	25	25											**149**
Completions	22	23	35	24	21	23											**148**
Totals	53	45	58	47	46	48											**297**
Total Drives	9	11	10	9	9	11											**59**
PENALTIES																	
Number	3	5	8	5	3	10											**34**
Yards	40	37	60	29	40	92											**298**
FUMBLES																	
Number	1	1	4	1	1	1											**9**
Lost	0	1	3	1	0	0											**5**
PUNTING																	
Net Yards	127	168	119	207	139	177											**937**
Punts	3	4	3	5	3	4											**22**
Net Avg.	32.7	42.3	37.0	40.2	47.3	37.0											**39.4**
Gross Avg.	42.3	42.0	39.7	41.4	46.3	44.3											**42.6**
SCORING																	
Points	34	31	16	21	16	23											**141**
Q1	7	14	0	0	7	7											**35**
Q2	10	7	7	7	0	6											**37**
Q3	10	0	3	7	3	7											**30**
Q4	7	10	6	7	6	3											**39**
OT	0	0	0	0	0	0											**0**
TD Rushing	3	3	1	0	1	1											**9**
TD Passing	1	1	1	3	0	1											**7**
TD KO Returns	0	0	0	0	0	0											**0**
TD Punt Returns	0	0	0	0	0	0											**0**
TD Sp. Teams	0	0	0	0	0	0											**0**
TD Def. Returns	0	0	0	0	0	0											**0**
FG Attempts	2	1	1	0	3	3											**10**
FG Made	2	1	1	0	3	3											**10**
Safety	0	0	0	0	0	0											**0**
2-Pt Attempts	0	0	1	0	0	0											**1**
2-Pt Made	0	0	0	0	0	0											**0**
Time of Possession	31:12	25:28	31:12	22:52	26:54	28:54											**166:32**

SCORING BREAKDOWN & TURNOVER SUMMARY

(AS OF OCT 20, 2020, 4:56 PM EDT)																	2020 : REGULAR SEASON	
			PANTHERS						OPPONENTS						POINT	OVERALL
DATE	OPPONENT	W/L/T	1ST	2ND	3RD	4TH	OT	TOTAL	1ST	2ND	3RD	4TH	OT	TOTAL	DIFF	RECORD
9/13	Las Vegas	L	9	6	0	15	--	30	7	10	10	7	--	34	-4	0-1
9/20	at Tampa Bay	L	0	0	7	10	--	17	14	7	0	10	--	31	-14	0-2
9/27	at L.A. Chargers	W	6	12	0	3	--	21	0	7	3	6	--	16	5	1-2
10/4	Arizona	W	14	7	7	3	--	31	0	7	7	7	--	21	10	2-2
10/11	at Atlanta	W	3	17	0	3	--	23	7	0	3	6	--	16	7	3-2
10/18	Chicago	L	3	3	0	10	--	16	7	6	7	3	--	23	-7	3-3
10/25	at New Orleans	--	--	--	--	--	--	--	--	--	--	--	--	--	--	--
10/29	Atlanta	--	--	--	--	--	--	--	--	--	--	--	--	--	--	--
11/8	at Kansas City	--	--	--	--	--	--	--	--	--	--	--	--	--	--	--
11/15	Tampa Bay	--	--	--	--	--	--	--	--	--	--	--	--	--	--	--
11/22	Detroit	--	--	--	--	--	--	--	--	--	--	--	--	--	--	--
11/29	at Minnesota	--	--	--	--	--	--	--	--	--	--	--	--	--	--	--
12/13	Denver	--	--	--	--	--	--	--	--	--	--	--	--	--	--	--
12/20	at Green Bay	--	--	--	--	--	--	--	--	--	--	--	--	--	--	--
12/27	at Washington	--	--	--	--	--	--	--	--	--	--	--	--	--	--	--
1/3	New Orleans	--	--	--	--	--	--	--	--	--	--	--	--	--	--	--
	2020 TOTALS	**3-3**	**35**	**45**	**14**	**44**	**--**	**138**	**35**	**37**	**30**	**39**	**--**	**141**	**-3**	**3-3**
	AVG/GAME		**5.8**	**7.5**	**2.3**	**7.3**	**--**	**23.0**	**5.8**	**6.2**	**5.0**	**6.5**	**--**	**23.5**	**-0.5**	

DATE	OPPONENT	CAR +/- RATIO	CAR TAKES	POINTS OFF TAKES	CAR GIVES	POINTS OFF GIVES	POINTS OFF TO RATIO
09/13	Las Vegas	0	0 (0 FUM, 0 INT)	0	0 (0 FUM, 0 INT)	0	0
09/20	at Tampa Bay	-2	2 (1 FUM, 1 INT)	7	4 (2 FUM, 2 INT)	17	-10
09/27	at L.A. Chargers	+4	4 (3 FUM, 1 INT)	12	0 (0 FUM, 0 INT)	0	+12
10/04	Arizona	0	1 (1 FUM, 0 INT)	7	1 (0 FUM, 1 INT)	7	0
10/11	at Atlanta	+1	1 (0 FUM, 1 INT)	3	0 (0 FUM, 0 INT)	0	+3
10/18	Chicago	-2	1 (0 FUM, 1 INT)	0	3 (1 FUM, 2 INT)	7	-7
10/25	at New Orleans	--	--	--	--	--	--
10/29	Atlanta	--	--	--	--	--	--
11/08	at Kansas City	--	--	--	--	--	--
11/15	Tampa Bay	--	--	--	--	--	--
11/22	Detroit	--	--	--	--	--	--
11/29	at Minnesota	--	--	--	--	--	--
12/13	Denver	--	--	--	--	--	--
12/20	at Green Bay	--	--	--	--	--	--
12/27	at Washington	--	--	--	--	--	--
01/03	New Orleans	--	--	--	--	--	--
	TOTALS	**+1**	**9 (5 FUM, 4 INT)**	**29**	**8 (3 FUM, 5 INT)**	**31**	**-2**

SCORING DRIVES

PANTHERS 2020 REGULAR SEASON SCORING DRIVES										
DATE	OPPONENT	ACQUIRED	DRIVE START	PLAYS	YARDS	Q-TIME	FIRST DOWNS	SCORING PLAY	CAR	OPP
09/13	Las Vegas	Punt	CAR 37	8	34	Q1-4:02	2	J. Slye: 47-yard FG	3	0
		Kickoff	CAR 37	10	63	Q1-4:50	4	C. McCaffrey: 6-yard run	9	7
		Kickoff	CAR 25	7	47	Q2-3:10	2	J. Slye: 46-yard FG	12	10
		Kickoff	CAR 25	11	62	Q2-1:54	5	J. Slye: 31-yard FG	15	17
		Kickoff	CAR 25	17	75	Q3-7:57	6	Q4: C. McCaffrey: 3-yard run	22	27
		Punt	CAR 23	2	77	Q4-0:58	1	R. Anderson: 75-yard pass from T. Bridgewater	30	27
09/20	at Tampa Bay	Interception	TB 47	8	47	Q3-5:25	4	C. McCaffrey: 1-yard run	7	21
		Punt	CAR 7	13	93	Q3-6:19	5	Q4: C. McCaffrey: 7-yard run	14	21
		Kickoff	CAR 25	10	70	Q4-4:16	4	J. Slye: 23-yard FG	17	24
09/27	at L.A. Chargers	Punt	LAC 48	6	37	Q1-3:07	2	J. Slye: 29-yard FG	3	0
		Fumble	LAC 35	7	29	Q1-3:15	1	J. Slye: 24-yard FG	6	0
		Kickoff	CAR 29	10	59	Q2-6:03	3	J. Slye: 30-yard FG	9	7
		Fumble	CAR 43	8	57	Q2-3:57	4	M. Davis: 13-yard pass from T. Bridgewater	15	7
		Interception	LAC 8	2	4	Q2-0:08	0	J. Slye: 22-yard FG	18	7
		Kickoff	CAR 25	8	62	Q3-5:14	2	Q4: J. Slye: 31-yard FG	21	10
10/04	Arizona	Punt	CAR 34	13	66	Q1-5:44	5	M. Davis: 1-yard run	7	0
		Punt	CAR 20	9	80	Q1-4:31	4	T. Bridgewater: 18-yard run	14	0
		Kickoff	CAR 25	10	75	Q2-5:31	6	R. Bonnafon: 3-yard pass from T. Bridgewater	21	7
		Fumble	CAR 26	8	74	Q3-4:19	5	I. Thomas: 2-yard pass from T. Bridgewater	28	7
		Kickoff	CAR 18	15	73	Q3-8:30	5	Q4: J. Slye: 27-yard FG	31	14
10/11	at Atlanta	Kickoff	CAR 16	14	64	Q1-7:22	4	J. Slye: 38-yard FG	3	7
		Punt	CAR 27	8	52	Q2-4:53	2	J. Slye: 39-yard FG	6	7
		Punt	CAR 12	5	88	Q2-2:23	3	D. Moore: 57-yard pass from T. Bridgewater	13	7
		Punt	CAR 11	9	89	Q2-1:11	6	M. Davis: 3-yard pass from T. Bridgewater	20	7
		Interception	CAR 20	14	76	Q4-7:39	5	J. Slye: 22-yard FG	23	13
10/18	Chicago	Kickoff	CAR 25	14	72	Q1-6:33	6	J. Slye: 21-yard FG	3	7
		Kickoff	CAR 25	13	73	Q2-6:09	6	J. Slye: 20-yard FG	6	10
		Kickoff	CAR 25	9	75	Q3-3:33	5	Q4: M. Davis: 1-yard run	13	20
		Kickoff	CAR 35	5	35	Q4-1:33	1	J. Slye: 48-yard FG	16	23
10/25	at New Orleans	--	--	--	--	--	--	--	--	--
10/29	Atlanta	--	--	--	--	--	--	--	--	--
11/08	at Kansas City	--	--	--	--	--	--	--	--	--
11/15	Tampa Bay	--	--	--	--	--	--	--	--	--
11/22	Detroit	--	--	--	--	--	--	--	--	--
11/29	at Minnesota	--	--	--	--	--	--	--	--	--
12/13	Denver	--	--	--	--	--	--	--	--	--
12/20	at Green Bay	--	--	--	--	--	--	--	--	--
12/27	at Washington	--	--	--	--	--	--	--	--	--
01/03	New Orleans	--	--	--	--	--	--	--	--	--
	AVG			**9.4**	**62.3**	**4:29.86**	**3.7**			
	TOTALS			**273**	**1,808**	**130:26**	**108**			

BIG PASS PLAYS (20+ YARDS)

2020 REGULAR SEASON - BIG PASS PLAYS (20+ YARDS)											
DATE	OPPONENT	QTR	PANTHERS PLAYER	YDS.	DOWN	RESULT	QTR	OPP. PLAYER	YDS.	DOWN	RESULT
09/13	Las Vegas	4	**Teddy Bridgewater -> Robby Anderson**	**75T**	2-8-CAR 25	Touchdown	1	Derek Carr -> Henry Ruggs III	45	1-10-CAR 46	Touchdown
							2	**Derek Carr -> Nelson Agholor**	**23T**	3-2-CAR 23	Touchdown
							3	Derek Carr -> Josh Jacobs	29	2-14-LV 47	Touchdown
09/20	at Tampa Bay	3	Teddy Bridgewater -> DJ Moore	30	2-6-CAR 36	Touchdown	1	Tom Brady -> Mike Evans	50	2-14-TB 29	Touchdown
		4	Teddy Bridgewater -> Robby Anderson	39	1-10-CAR 12	Interception	1	**Tom Brady -> Mike Evans**	**23T**	1-10-CAR 23	Touchdown
		4	Teddy Bridgewater -> Mike Davis	22	1-10-CAR 25	End Game	2	Tom Brady -> Justin Watson	36	1-10-TB 47	Touchdown
09/27	at L.A. Chargers	1	Teddy Bridgewater -> Curtis Samuel	24	3-7-LAC 32	Field Goal	1	Justin Herbert -> Austin Ekeler	28	2-10-LAC 49	Touchdown
		3	Teddy Bridgewater -> DJ Moore	38	2-6-CAR 29	Field Goal	3	Justin Herbert -> Keenan Allen	22	3-9-CAR 47	Field Goal
		4	Teddy Bridgewater -> DJ Moore	27	1-10-CAR 25	Punt	4	Justin Herbert -> Keenan Allen	21	1-10-CAR 44	Fumble
10/04	Arizona	1	Teddy Bridgewater -> DJ Moore	23	2-8-CAR 22	Touchdown	3	Kyler Murray -> Dan Arnold	25	2-13-ARI 29	Fumble
		1	Teddy Bridgewater -> Robby Anderson	24	1-10-CAR 45	Touchdown					
		3	Teddy Bridgewater -> Mike Davis	20	1-10-CAR 28	Punt					
		3	Teddy Bridgewater -> Curtis Samuel	24	3-8-CAR 28	Touchdown					
		3	Teddy Bridgewater -> Robby Anderson	20	2-8-ARI 32	Touchdown					
10/11	at Atlanta	2	Teddy Bridgewater -> Robby Anderson	29	2-11-CAR 26	Field Goal	2	Matt Ryan -> Calvin Ridley	20	1-20-ATL 13	Punt
		2	**Teddy Bridgewater -> DJ Moore**	**57T**	3-4-CAR 43	Touchdown	3	Matt Ryan -> Calvin Ridley	26	3-16-ATL 42	Field Goal
		2	Teddy Bridgewater -> Mike Davis	23	1-10-CAR 48	Touchdown	4	Matt Ryan -> Calvin Ridley	26	1-10-ATL 24	Interception
		2	Teddy Bridgewater -> Robby Anderson	22	2-10-ATL 29	Touchdown	4	Matt Ryan -> Calvin Ridley	22	4-10-ATL 42	Field Goal
10/18	Chicago	1	Teddy Bridgewater -> DJ Moore	22	1-15-CAR 20	Field Goal	4	Nick Foles -> Allen Robinson II	23	3-9-CAR 49	Field Goal
		3	Teddy Bridgewater -> Robby Anderson	20	3-3-CAR 10	Fumble					
		3	Teddy Bridgewater -> Robby Anderson	39	2-10-CAR 20	Missed FG					
		4	Teddy Bridgewater -> DJ Moore	38	1-10-CAR 35	Field Goal					
10/25	at New Orleans	--	--	--	--	--	--	--	--	--	--
10/29	Atlanta	--	--	--	--	--	--	--	--	--	--
11/08	at Kansas City	--	--	--	--	--	--	--	--	--	--
11/15	Tampa Bay	--	--	--	--	--	--	--	--	--	--
11/22	Detroit	--	--	--	--	--	--	--	--	--	--
11/29	at Minnesota	--	--	--	--	--	--	--	--	--	--
12/13	Denver	--	--	--	--	--	--	--	--	--	--
12/20	at Green Bay	--	--	--	--	--	--	--	--	--	--
12/27	at Washington	--	--	--	--	--	--	--	--	--	--
01/03	New Orleans	--	--	--	--	--	--	--	--	--	--
TOTALS		**20 - 616 (30.8), 2 TDS**					**15 - 419 (27.9), 2 TDS**				

BIG RUN PLAYS (10+ YARDS)

2020 REGULAR SEASON - BIG RUN PLAYS (10+ YARDS)											
DATE	OPPONENT	QTR	PANTHERS PLAYER	YDS.	DOWN	RESULT	QTR	OPP. PLAYER	YDS.	DOWN	RESULT
09/13	Las Vegas	2	Teddy Bridgewater	13	1-10-LV 45	Field Goal	2	Josh Jacobs	14	2-10-CAR 46	Field Goal
		3	Christian McCaffrey	13	2-3-CAR 32	Touchdown	2	Josh Jacobs	12	2-3-LV 32	Touchdown
		4	Christian McCaffrey	15	1-10-CAR 30	Downs	2	Devontae Booker	15	1-10-CAR 46	Touchdown
09/20	at Tampa Bay	3	Curtis Samuel	14	2-5-TB 29	Touchdown	4	Leonard Fournette	25	2-2-TB 48	Field Goal
							4	**Leonard Fournette**	**46T**	1-10-CAR 46	Touchdown
09/27	at L.A. Chargers	2	Mike Davis	25	1-10-CAR 29	Field Goal	1	Austin Ekeler	10	2-2-LAC 34	Fumble
		2	Reggie Bonnafon	13	1-10-LAC 31	Field Goal	2	**Austin Ekeler**	**12T**	1-10-CAR 12	Touchdown
							2	Joshua Kelley	16	1-10-LAC 39	Fumble
							4	Justin Herbert	11	3-6-CAR 32	Touchdown
10/04	Arizona	1	Mike Davis	21	1-10-ARI 23	Touchdown	3	Kyler Murray	48	1-10-ARI 25	Touchdown
		1	**Teddy Bridgewater**	**18T**	3-8-ARI 18	Touchdown					
		3	Reggie Bonnafon	14	1-10-ARI 48	Touchdown					
		4	Mike Davis	18	1-10-CAR 43	Field Goal					
		4	Teddy Bridgewater	11	2-14-ARI 20	Field Goal					
		4	Reggie Bonnafon	22	2-10-ARI 48	Missed FG					
10/11	at Atlanta	2	Mike Davis	13	1-10-CAR 24	Touchdown	1	Todd Gurley II	11	1-5-ATL 32	Touchdown
		4	Curtis Samuel	17	3-2-CAR 28	Field Goal	1	**Todd Gurley II**	**35T**	3-3-CAR 35	Touchdown
		4	Mike Davis	15	1-10-ATL 33	Field Goal	3	Todd Gurley II	24	1-10-ATL 33	Field Goal
							3	Todd Gurley II	14	1-10-CAR 43	Field Goal
							4	Brian Hill	11	2-3-CAR 43	Interception
10/18	Chicago	1	Teddy Bridgewater	10	1-10-CHI 43	Field Goal	3	David Montgomery	11	1-10-CAR 12	Touchdown
		1	Mike Davis	11	2-10-CHI 28	Field Goal	4	David Montgomery	12	1-10-CHI 38	Field Goal
		2	Mike Davis	12	2-5-CAR 30	Field Goal					
		2	Trenton Cannon	10	1-10-CHI 47	Field Goal					
		2	Mike Davis	10	1-10-CHI 37	Field Goal					
		4	Teddy Bridgewater	11	3-13-CHI 49	Downs					
10/25	at New Orleans	--	--	--	--	--	--	--	--	--	--
10/29	Atlanta	--	--	--	--	--	--	--	--	--	--
11/08	at Kansas City	--	--	--	--	--	--	--	--	--	--
11/15	Tampa Bay	--	--	--	--	--	--	--	--	--	--
11/22	Detroit	--	--	--	--	--	--	--	--	--	--
11/29	at Minnesota	--	--	--	--	--	--	--	--	--	--
12/13	Denver	--	--	--	--	--	--	--	--	--	--
12/20	at Green Bay	--	--	--	--	--	--	--	--	--	--
12/27	at Washington	--	--	--	--	--	--	--	--	--	--
01/03	New Orleans	--	--	--	--	--	--	--	--	--	--
TOTALS		**21 - 306 (14.6), 1 TDS**					**17 - 327 (19.2), 3 TDS**				

DRIVE CHARTS

WEEK 1: PANTHERS 30, RAIDERS 34 — SEPTEMBER 13, 2020

PANTHERS

#	RECD	LOST	POSS	OBTAINED	BEGAN	PLAYS	YDS	PEN	NET	1ST	ENDED	GIVEN UP
1	14:04	10:02	4:02	Punt	CAR 37	8	34	0	34	2	LV 29	Field Goal
2	05:47	00:57	4:50	Kickoff	CAR 37	10	63	0	63	4	LV 6	TD
3	08:13	05:03	3:10	Kickoff	CAR 25	7	22	25	47	2	LV 28	Field Goal
4	01:54	00:00	1:54	Kickoff	CAR 25	11	62	0	62	5	LV 13	Field Goal
5	15:00	12:42	2:18	Kickoff	CAR 11	3	7	0	7	0	CAR 18	Punt
6	09:38	09:04	0:34	Kickoff	CAR 24	3	-10	0	-10	0	CAR 14	Punt
7	05:29	12:32	7:57	Kickoff	CAR 25	17	90	-15	75	6	LV 3	TD
8	09:27	08:29	0:58	Punt	CAR 23	2	77	0	77	1	CAR 25	TD
9	04:08	01:11	2:57	Kickoff	CAR 30	5	24	0	24	1	LV 46	Downs
10	00:08	00:00	0:08	Punt	CAR 27	2	19	0	19	1	CAR 27	End Game

RAIDERS

#	RECD	LOST	POSS	OBTAINED	BEGAN	PLAYS	YDS	PEN	NET	1ST	ENDED	GIVEN UP
1	15:00	14:04	0:56	Kickoff	LV 25	3	5	0	5	0	LV 30	Punt
2	10:02	05:47	4:15	Kickoff	LV 25	8	75	0	75	4	CAR 1	TD
3	00:57	08:13	7:44	Kickoff	LV 25	15	73	0	73	5	CAR 2	Field Goal
4	05:03	01:54	3:09	Kickoff	LV 25	8	75	0	75	4	CAR 23	TD
5	12:42	09:38	3:04	Punt	LV 49	6	25	-10	15	1	CAR 36	Field Goal
6	09:04	05:29	3:35	Punt	CAR 49	6	43	6	49	3	CAR 7	TD
7	12:32	09:27	3:05	Kickoff	LV 25	5	11	0	11	1	LV 36	Punt
8	08:29	04:08	4:21	Kickoff	LV 25	9	57	18	75	5	CAR 6	TD
9	01:11	00:08	1:03	Downs	LV 46	3	8	-5	3	0	LV 49	Punt

WEEK 2: PANTHERS 17, BUCCANEERS 31 — SEPTEMBER 20, 2020

PANTHERS

#	RECD	LOST	POSS	OBTAINED	BEGAN	PLAYS	YDS	PEN	NET	1ST	ENDED	GIVEN UP
1	13:49	09:59	3:50	Punt	CAR 29	7	49	0	49	3	TB 22	Int
2	05:42	04:45	0:57	Kickoff	CAR 25	2	3	0	3	0	CAR 28	Fumble
3	04:38	01:08	3:30	Kickoff	CAR 25	6	16	0	16	1	CAR 41	Punt
4	10:06	06:03	4:03	Fumble	CAR 41	7	24	0	24	1	TB 36	Downs
5	03:01	01:45	1:16	Kickoff	CAR 25	4	23	-5	18	1	CAR 43	Punt
6	00:40	00:00	0:40	Punt	CAR 24	2	-6	0	-6	0	CAR 24	End Half
7	15:00	14:14	0:46	Kickoff	CAR 25	2	2	0	2	0	CAR 21	Fumble
8	14:01	08:36	5:25	Int	TB 47	8	45	2	47	4	TB 1	TD
9	04:44	13:25	6:19	Punt	CAR 7	13	88	5	93	5	TB 7	TD
10	11:52	10:10	1:42	Punt	CAR 12	3	32	0	32	1	CAR 44	Int
11	06:13	01:57	4:16	Kickoff	CAR 25	10	80	-10	70	4	TB 5	Field Goal
12	01:48	00:00	1:48	Kickoff	CAR 25	8	71	0	71	4	TB 18	End Game

BUCCANEERS

#	RECD	LOST	POSS	OBTAINED	BEGAN	PLAYS	YDS	PEN	NET	1ST	ENDED	GIVEN UP
1	15:00	13:49	1:11	Kickoff	TB 25	3	6	0	6	0	TB 31	Punt
2	09:59	05:42	4:17	Int	TB 22	10	81	-3	78	4	CAR 7	TD
3	04:45	04:38	0:07	Fumble	CAR 23	1	23	0	23	1	CAR 23	TD
4	01:08	10:06	6:02	Punt	TB 15	12	44	0	44	4	CAR 38	Fumble
5	06:03	03:01	3:02	Downs	TB 35	7	65	0	65	4	CAR 1	TD
6	01:45	00:40	1:05	Punt	TB 20	4	8	0	8	1	TB 28	Punt
7	14:14	14:01	0:13	Fumble	CAR 27	1	0	0	0	0	CAR 27	Int
8	08:36	04:44	3:52	Kickoff	TB 25	7	11	18	29	2	CAR 46	Punt
9	13:25	11:52	1:33	Kickoff	TB 25	4	7	10	17	1	TB 42	Punt
10	10:10	06:13	3:57	Int	TB 40	8	45	0	45	2	CAR 15	Field Goal
11	01:57	01:48	0:09	Kickoff	CAR 46	1	46	0	46	1	CAR 46	TD

WEEK 3: PANTHERS 21, CHARGERS 16 — SEPTEMBER 27, 2020

PANTHERS

#	RECD	LOST	POSS	OBTAINED	BEGAN	PLAYS	YDS	PEN	NET	1ST	ENDED	GIVEN UP
1	15:00	14:01	0:59	Kickoff	CAR 25	3	2	0	2	0	CAR 27	Punt
2	12:27	09:20	3:07	Punt	LAC 48	6	37	0	37	2	LAC 11	Field Goal
3	07:43	04:28	3:15	Fumble	LAC 35	7	29	0	29	1	LAC 6	Field Goal
4	14:14	08:11	6:03	Kickoff	CAR 29	10	64	-5	59	3	LAC 12	Field Goal
5	06:55	02:58	3:57	Fumble	CAR 43	8	52	5	57	4	LAC 13	TD
6	00:08	00:00	0:08	Int	LAC 8	2	4	0	4	0	LAC 4	Field Goal
7	12:40	10:44	1:56	Punt	CAR 12	3	9	0	9	0	CAR 21	Punt
8	07:08	05:46	1:22	Punt	CAR 10	3	8	0	8	0	CAR 18	Punt
9	01:12	10:58	5:14	Kickoff	CAR 25	8	62	0	62	2	LAC 13	Field Goal
10	04:33	01:46	2:47	Kickoff	CAR 25	6	35	0	35	2	LAC 40	Punt

CHARGERS

#	RECD	LOST	POSS	OBTAINED	BEGAN	PLAYS	YDS	PEN	NET	1ST	ENDED	GIVEN UP
1	14:01	12:27	1:34	Punt	LAC 25	3	-11	0	-11	0	LAC 14	Punt
2	09:20	07:43	1:37	Kickoff	LAC 26	3	18	0	18	1	LAC 44	Fumble
3	04:28	14:14	5:14	Kickoff	LAC 25	10	85	-10	75	4	CAR 12	TD
4	08:11	06:55	1:16	Kickoff	LAC 25	3	30	0	30	1	LAC 39	Fumble
5	02:58	00:08	2:50	Kickoff	LAC 25	8	47	-10	37	3	CAR 38	Int
6	15:00	12:40	2:20	Kickoff	LAC 25	5	16	0	16	1	LAC 41	Punt
7	10:44	07:08	3:36	Punt	LAC 29	7	31	0	31	2	CAR 40	Punt
8	05:46	01:12	4:34	Punt	LAC 40	10	47	-10	37	3	CAR 23	Field Goal
9	10:58	04:33	6:25	Kickoff	LAC 25	16	85	-10	75	6	CAR 14	TD
10	01:46	00:00	1:46	Punt	LAC 1	10	70	10	80	5	CAR 28	Fumble

WEEK 4: PANTHERS 31, CARDINALS 21 — OCTOBER 4, 2020

PANTHERS

#	RECD	LOST	POSS	OBTAINED	BEGAN	PLAYS	YDS	PEN	NET	1ST	ENDED	GIVEN UP
1	13:05	07:21	5:44	Punt	CAR 34	13	80	-14	66	5	ARI 1	TD
2	06:00	01:29	4:31	Punt	CAR 20	9	80	0	80	4	ARI 18	TD
3	14:21	12:58	1:23	Punt	CAR 13	2	2	-1	1	1	CAR 14	Int
4	07:26	01:55	5:31	Kickoff	CAR 25	10	75	0	75	6	ARI 3	TD
5	00:35	00:00	0:35	Punt	CAR 6	1	-1	0	-1	0	CAR 6	End Half
6	15:00	13:29	1:31	Kickoff	CAR 28	4	21	-5	16	1	CAR 44	Punt
7	09:45	05:26	4:19	Fumble	CAR 26	8	61	13	74	5	ARI 2	TD
8	01:15	07:45	8:30	Kickoff	CAR 18	15	78	-5	73	5	ARI 9	Field Goal
9	06:56	04:05	2:51	Punt	CAR 37	8	39	0	39	2	ARI 24	Missed FG
10	02:13	00:00	2:13	Kickoff	ARI 39	4	9	0	9	1	ARI 29	End Game

CARDINALS

#	RECD	LOST	POSS	OBTAINED	BEGAN	PLAYS	YDS	PEN	NET	1ST	ENDED	GIVEN UP
1	15:00	13:05	1:55	Kickoff	ARI 25	5	12	0	12	1	ARI 37	Punt
2	07:21	06:00	1:21	Kickoff	ARI 25	3	7	0	7	0	ARI 32	Punt
3	01:29	14:21	2:08	Kickoff	ARI 25	5	15	0	15	1	ARI 40	Punt
4	12:58	07:26	5:32	Int	CAR 38	10	36	2	38	5	CAR 3	TD
5	01:55	00:35	1:20	Kickoff	ARI 25	7	24	10	34	2	CAR 41	Punt
6	13:29	09:45	3:44	Punt	ARI 14	8	48	0	48	2	CAR 38	Fumble
7	05:26	01:15	4:11	Kickoff	ARI 25	7	75	0	75	4	CAR 3	TD
8	07:45	06:56	0:49	Kickoff	ARI 25	3	1	-5	-4	0	ARI 21	Punt
9	04:05	02:13	1:52	Missed FG	ARI 32	7	44	24	68	6	CAR 2	TD

WEEK 5: PANTHERS 23, FALCONS 16 — OCTOBER 11, 2020

PANTHERS

#	RECD	LOST	POSS	OBTAINED	BEGAN	PLAYS	YDS	PEN	NET	1ST	ENDED	GIVEN UP
1	15:00	12:55	2:05	Kickoff	CAR 23	5	29	0	29	2	ATL 48	Punt
2	08:19	00:57	7:22	Kickoff	CAR 16	14	69	-5	64	4	ATL 20	Field Goal
3	13:59	09:06	4:53	Punt	CAR 27	8	52	0	52	2	ATL 21	Field Goal
4	04:53	02:30	2:23	Punt	CAR 12	5	88	0	88	3	CAR 43	TD
5	01:34	00:23	1:11	Punt	CAR 11	9	74	15	89	6	ATL 3	TD
6	12:19	05:17	7:02	Kickoff	CAR 20	8	50	-10	40	2	ATL 40	Punt
7	14:48	14:21	0:27	Kickoff	CAR 25	3	0	0	0	0	CAR 25	Punt
8	08:49	01:10	7:39	Int	CAR 20	14	76	0	76	5	ATL 4	Field Goal
9	00:04	00:00	0:04	Kickoff	ATL 47	1	-1	0	-1	0	ATL 47	End Game

FALCONS

#	RECD	LOST	POSS	OBTAINED	BEGAN	PLAYS	YDS	PEN	NET	1ST	ENDED	GIVEN UP
1	12:55	08:19	4:36	Punt	ATL 8	10	87	5	92	4	CAR 35	TD
2	00:57	13:59	1:58	Kickoff	ATL 25	5	11	0	11	1	ATL 36	Punt
3	09:06	04:53	4:13	Kickoff	ATL 23	6	22	-10	12	2	ATL 35	Punt
4	02:30	01:34	0:56	Kickoff	ATL 25	5	12	0	12	1	ATL 37	Punt
5	00:23	00:00	0:23	Kickoff	ATL 25	1	-1	0	-1	0	ATL 25	End Half
6	15:00	12:19	2:41	Kickoff	ATL 21	7	46	5	51	3	CAR 28	Field Goal
7	05:17	14:48	5:29	Punt	ATL 20	15	82	-15	67	4	CAR 13	Field Goal
8	14:21	08:49	5:32	Punt	ATL 24	10	71	0	71	4	CAR 5	Int
9	01:10	00:04	1:06	Kickoff	ATL 25	8	39	0	39	2	CAR 36	Field Goal

DRIVE CHARTS

WEEK 6: PANTHERS 16, BEARS 23

OCTOBER 18, 2020

PANTHERS

#	RECD	LOST	POSS	OBTAINED	BEGAN	PLAYS	YDS	PEN	NET	1ST	ENDED	GIVEN UP
1	15:00	13:16	1:44	Kickoff	CAR 10	3	-9	0	-9	0	CAR 1	Int
2	11:40	05:07	6:33	Kickoff	CAR 25	14	72	0	72	6	CHI 3	Field Goal
3	01:15	14:07	2:08	Punt	CAR 11	3	1	0	1	0	CAR 12	Punt
4	08:09	02:00	6:09	Kickoff	CAR 25	13	61	12	73	6	CHI 2	Field Goal
5	00:02	00:00	0:02	Kickoff		0	0	0	0	0		End Half
6	12:23	10:13	2:10	Punt	CAR 3	4	23	0	23	1	CAR 30	Fumble
7	10:06	06:13	3:53	Int	CAR 9	6	49	6	55	2	CHI 36	Missed FG
8	01:44	13:11	3:33	Kickoff	CAR 25	9	26	49	75	5	CHI 1	TD
9	09:19	07:46	1:33	Kickoff	CAR 35	5	35	0	35	1	CHI 30	Field Goal
10	05:12	01:55	3:17	Punt	CAR 17	8	45	0	45	2	CHI 38	Downs
11	01:32	01:28	0:04	Punt	CAR 20	1	0	0	0	0	CAR 20	Int

BEARS

#	RECD	LOST	POSS	OBTAINED	BEGAN	PLAYS	YDS	PEN	NET	1ST	ENDED	GIVEN UP
1	13:16	11:40	1:36	Int	CAR 7	3	12	-5	7	1	CAR 9	TD
2	05:07	01:15	3:52	Kickoff	CHI 25	6	34	-5	29	1	CAR 46	Punt
3	14:07	08:09	5:58	Punt	CHI 39	11	48	0	48	4	CAR 13	Field Goal
4	02:00	00:02	1:58	Kickoff	CHI 25	9	33	5	38	4	CAR 37	Field Goal
5	15:00	12:23	2:37	Kickoff	CHI 25	6	7	26	33	2	CAR 42	Punt
6	10:13	10:06	0:07	Fumble	CAR 22	1	0	0	0	0	CAR 22	Int
7	06:13	01:44	4:29	Missed FG	CHI 44	10	56	0	56	5	CAR 1	TD
8	13:11	09:19	3:52	Kickoff	CHI 25	10	49	13	62	4	CAR 13	Field Goal
9	07:46	05:12	2:34	Kickoff	CHI 25	5	18	0	18	1	CHI 43	Punt
10	01:55	01:32	0:23	Downs	CHI 38	3	8	0	8	0	CHI 46	Punt
11	01:28	00:00	1:28	Int	CAR 35	3	-4	0	-4	0	CAR 38	End Game

GAME SUMMARIES

34

WEEK 1

Las Vegas Raiders 34, Carolina Panthers 30

0 Bank of America Stadium Sep 13, 2020

30

Las Vegas Raiders	7	10	10	7	—	34
Carolina Panthers	9	6	0	15	—	30

SCORING DRIVES

TEAM	QTR	TIME	SCORING PLAY	LV	CAR
Panthers	1	10:02	J.Slye 47 yd. Field Goal (8-34, 4:02)	0	3
Raiders	1	05:47	J.Jacobs 1 yd. run (D.Carlson kick) (8-75, 4:15)	7	3
Panthers	1	00:57	C.McCaffrey 6 yd. run (kick failed, wl) (10-63, 4:50)	7	9
Raiders	2	08:13	D.Carlson 20 yd. Field Goal (15-73, 7:44)	10	9
Panthers	2	05:03	J.Slye 46 yd. Field Goal (7-47, 3:10)	10	12
Raiders	2	01:54	N.Agholor 23 yd. pass from D.Carr (D.Carlson kick) (8-75, 3:09)	17	12
Panthers	2	00:00	J.Slye 31 yd. Field Goal (11-62, 1:54)	17	15
Raiders	3	09:38	D.Carlson 54 yd. Field Goal (6-15, 3:04)	20	15
Raiders	3	05:33	J.Jacobs 7 yd. run (D.Carlson kick) (6-49, 3:35)	27	15
Panthers	4	12:32	C.McCaffrey 3 yd. run (J.Slye kick) (17-75, 7:57)	27	22
Panthers	4	08:29	R.Anderson 75 yd. pass from T.Bridgewater (T.Bridgewater-R.Anderson pass) (2-77, 0:58)	27	30
Raiders	4	04:08	J.Jacobs 6 yd. run (D.Carlson kick) (9-75, 4:21)	34	30

LAS VEGAS RAIDERS

OFFENSE			DEFENSE		
WR	89	B. Edwards	DE	96	C. Ferrell
WR	11	H. Ruggs III	DT	90	J. Hankins
LT	74	K. Miller	DT	97	M. Collins
LG	64	R. Incognito	DE	98	M. Crosby
C	61	R. Hudson	SLB	50	N. Morrow
RG	66	G. Jackson	MLB	44	N. Kwiatkoski
RT	77	T. Brown	WLB	42	C. Littleton
TE	83	D. Waller	LCB	20	D. Arnette
TE	82	J. Witten	RCB	27	T. Mullen
QB	4	D. Carr	S	25	E. Harris
RB	28	J. Jacobs	SS	24	J. Abram

CAROLINA PANTHERS

OFFENSE			DEFENSE		
LT	76	R. Okung	DE	53	B. Burns
LG	75	M. Schofield	DT	99	K. Short
C	61	M. Paradis	DT	95	D. Brown
RG	67	J. Miller	DE	91	S. Weatherly
RT	72	T. Moton	WILL	54	S. Thompson
TE	82	C. Manhertz	MIKE	52	T. Whitehead
TE	40	A. Armah	SAM	21	J. Chinn
WR	11	R. Anderson	CB	26	D. Jackson
WR	12	D. Moore	CB	25	T. Pride Jr.
RB	22	C. McCaffrey	SS	31	J. Burris
QB	5	T. Bridgewater	FS	33	T. Boston

LAS VEGAS RAIDERS

PASSING	ATT	CP	YDS	SK/YD	TD	LG	INT	RTG
Derek Carr	30	22	239	0/0	1	45	0	107.5
TOTAL	**30**	**22**	**239**	**0/0**	**1**	**45**	**0**	**107.5**

RUSHING	ATT	YDS	AVG	LG	TD
Josh Jacobs	25	93	3.7	14	3
Devontae Booker	4	29	7.3	15	0
Henry Ruggs III	2	11	5.5	7	0
TOTAL	**31**	**133**	**4.3**	**15**	**3**

RECEIVING	NO	YDS	AVG	LG	TD
Darren Waller	6	45	7.5	8	0
Josh Jacobs	4	46	11.5	29	0
Henry Ruggs III	3	55	18.3	45	0
Devontae Booker	3	23	7.7	14	0
Hunter Renfrow	2	21	10.5	11	0
Nelson Agholor	1	23	23.0	23t	1
Jalen Richard	1	15	15.0	15	0
Bryan Edwards	1	9	9.0	9	0
Jason Witten	1	2	2.0	2	0
TOTAL	**22**	**239**	**10.9**	**45**	**1**

TOP DEFENSE	TOT	SOLO	AST	SCK	YDS	INT
Johnathan Abram	13	9	4	0.0	0.0	0
Cory Littleton	6	3	3	0.0	0.0	0
Nick Kwiatkoski	6	4	2	0.0	0.0	0

FIELD GOALS	FGA/FGM	PERCENT	RESULTS
Daniel Carlson	2-2	100.0	(20, 54)
TOTAL	**2-2**	**100.0**	

CAROLINA PANTHERS

PASSING	ATT	CP	YDS	SK/YD	TD	LG	INT	RTG
Teddy Bridgewater	34	22	269	1/10	1	75	0	98.8
TOTAL	**34**	**22**	**269**	**1/10**	**1**	**75**	**0**	**98.8**

RUSHING	ATT	YDS	AVG	LG	TD
Christian McCaffrey	23	97	4.2	15	2
Teddy Bridgewater	4	26	6.5	13	0
Curtis Samuel	1	5	5.0	5	0
Alex Armah	2	1	0.5	1	0
TOTAL	**30**	**129**	**4.3**	**15**	**2**

RECEIVING	NO	YDS	AVG	LG	TD
Robby Anderson	6	114	19.0	75t	1
Curtis Samuel	5	38	7.6	19	0
DJ Moore	4	54	13.5	18	0
Christian McCaffrey	3	38	12.7	16	0
Ian Thomas	2	16	8.0	11	0
Seth Roberts	1	5	5.0	5	0
Chris Manhertz	1	4	4.0	4	0
TOTAL	**22**	**269**	**12.2**	**75T**	**1**

TOP DEFENSE	TOT	SOLO	AST	SCK	YDS	INT
Shaq Thompson	12	5	7	0.0	0.0	0
Jeremy Chinn	8	7	1	0.0	0.0	0
Troy Pride Jr.	7	4	3	0.0	0.0	0

FIELD GOALS	FGA/FGM	PERCENT	RESULTS
Joey Slye	3-3	100.0	(47, 46, 31)
TOTAL	**3-3**	**100.0**	

TEAM STATISTICS	RAIDERS	PANTHERS
First Downs	23	22
3rd Down Eff. (Made/Att/Pct)	6/11/55%	7/13/54%
4th Down Eff. (Made/Att/Pct)	0/0/0%	1/2/50%
Total Net Yards	372	388
Total Plays	61	65
Yards Per Play	6.1	6.0
Rushes/Net Yards	31/133	30/129
Net Passing	239	259
Pass Attempts/Completions	30/22	34/22
Had Intercepted	0	0
Sacked/Yards Lost	0/0	1/10
Punts/Average	3/42.3	2/60.0
Penalties/Yards	3/40	5/65
Fumbles/Lost	1/0	0/0
Possession Time	31:12	28:48

GAME SUMMARIES

17

WEEK 2

Carolina Panthers 17, Tampa Bay Buccaneers 31

0 Raymond James Stadium Sep 20, 2020

31

Carolina Panthers	0	0	7	10	—	17
Tampa Bay Buccaneers	14	7	0	10	—	31

SCORING DRIVES

TEAM	QTR	TIME	SCORING PLAY	CAR	TB
Buccaneers	1	05:42	R.Jones 7 yd. run (R.Succop kick) (10-78, 4:17)	0	7
Buccaneers	1	04:38	M.Evans 23 yd. pass from T.Brady (R.Succop kick) (1-23, 0:07)	0	14
Buccaneers	2	03:01	L.Fournette 1 yd. run (R.Succop kick) (7-65, 3:02)	0	21
Panthers	3	08:36	C.McCaffrey 1 yd. run (J.Slye kick) (8-47, 5:25)	7	21
Panthers	4	13:25	C.McCaffrey 7 yd. run (J.Slye kick) (13-93, 6:19)	14	21
Buccaneers	4	06:13	R.Succop 33 yd. Field Goal (8-45, 3:57)	14	24
Panthers	4	00:17	J.Slye 23 yd. Field Goal (10-70, 4:16)	17	24
Buccaneers	4	01:48	L.Fournette 46 yd. run (R.Succop kick) (1-46, 0:09)	17	31

TAMPA BAY BUCCANEERS

OFFENSE			DEFENSE		
WR	13	M. Evans	DL	92	W. Gholston
WR	10	S. Miller	DL	93	N. Suh
WR	17	J. Watson	DL	50	V. Vea
G	65	A. Cappa	CB	24	C. Davis III
G	74	A. Marpet	CB	23	S. Murphy-Bunting
C	66	R. Jensen	S	33	J. Whitehead
TE	87	R. Gronkowski	S	31	A. Winfield Jr.
T	76	D. Smith	--	--	--
T	78	T. Wirfs	--	--	--
QB	12	T. Brady	--	--	--
RB	27	R. Jones II	--	--	--

CAROLINA PANTHERS

OFFENSE			DEFENSE		
LT	76	R. Okung	DE	53	B. Burns
LG	75	M. Schofield	DT	92	Z. Kerr
C	61	M. Paradis	DT	95	D. Brown
RG	67	J. Miller	DE	91	S. Weatherly
RT	72	T. Moton	WILL	54	S. Thompson
TE	82	C. Manhertz	MIKE	52	T. Whitehead
TE	80	I. Thomas	SAM	21	J. Chinn
WR	11	R. Anderson	CB	26	D. Jackson
WR	12	D. Moore	CB	24	R. Douglas
RB	22	C. McCaffrey	SS	31	J. Burris
QB	5	T. Bridgewater	FS	33	T. Boston

CAROLINA PANTHERS

PASSING	ATT	CP	YDS	SK/YD	TD	LG	INT	RTG
Teddy Bridgewater	42	33	367	5/27	0	39	2	83.2
TOTAL	**42**	**33**	**367**	**5/27**	**0**	**39**	**2**	**83.2**

RUSHING	ATT	YDS	AVG	LG	TD
Christian McCaffrey	18	59	3.3	9	2
Curtis Samuel	4	26	6.5	14	0
Jeremy Chinn	1	1	1.0	1	0
Mike Davis	1	1	1.0	1	0
TOTAL	**24**	**87**	**3.6**	**14**	**2**

RECEIVING	NO	YDS	AVG	LG	TD
Robby Anderson	9	109	12.1	39	0
DJ Moore	8	120	15.0	30	0
Mike Davis	8	74	9.3	22	0
Christian McCaffrey	4	29	7.3	10	0
Curtis Samuel	2	13	6.5	10	0
Alex Armah	1	14	14.0	14	0
Chris Manhertz	1	8	8.0	8	0
TOTAL	**33**	**367**	**11.1**	**39**	**0**

TOP DEFENSE	TOT	SOLO	AST	SCK	YDS	INT
Rasul Douglas	7	7	0	0.0	0.0	0
Jeremy Chinn	6	2	4	0.0	0.0	0
Tahir Whitehead	6	4	2	0.0	0.0	0

FIELD GOALS	FGA/FGM	PERCENT	RESULTS
Joey Slye	1-1	100.0	(23)
TOTAL	**1-1**	**100.0**	

TAMPA BAY BUCCANEERS

PASSING	ATT	CP	YDS	SK/YD	TD	LG	INT	RTG
Tom Brady	35	23	217	0/0	1	50	1	80.3
TOTAL	**35**	**23**	**217**	**0/0**	**1**	**50**	**1**	**80.3**

RUSHING	ATT	YDS	AVG	LG	TD
Leonard Fournette	12	103	8.6	46t	2
Ronald Jones II	7	23	3.3	7t	1
Scotty Miller	1	1	1.0	1	0
Tom Brady	1	0	0.0	0	0
LeSean McCoy	1	-5	-5.0	-5	0
TOTAL	**22**	**122**	**5.5**	**46T**	**3**

RECEIVING	NO	YDS	AVG	LG	TD
Mike Evans	7	104	14.9	50	1
LeSean McCoy	5	26	5.2	7	0
Leonard Fournette	4	13	3.3	12	0
Justin Watson	2	48	24.0	36	0
Scotty Miller	2	11	5.5	6	0
Ronald Jones II	2	4	2.0	2	0
O.J. Howard	1	11	11.0	11	0
TOTAL	**23**	**217**	**9.4**	**50**	**1**

TOP DEFENSE	TOT	SOLO	AST	SCK	YDS	INT
Devin White	15	11	4	0.0	0.0	0
Antoine Winfield Jr.	11	8	3	1.0	0.0	0
Lavonte David	9	6	3	0.0	0.0	0

FIELD GOALS	FGA/FGM	PERCENT	RESULTS
Ryan Succop	1-1	100.0	(33)
TOTAL	**1-1**	**100.0**	

TEAM STATISTICS

	PANTHERS	BUCCANEERS
First Downs	24	20
3rd Down Eff. (Made/Att/Pct)	6/11/55%	5/11/45%
4th Down Eff. (Made/Att/Pct)	1/2/50%	0/0/0%
Total Net Yards	427	339
Total Plays	71	57
Yards Per Play	6.0	5.9
Rushes/Net Yards	24/87	22/122
Net Passing	340	217
Pass Attempts/Completions	42/33	35/23
Had Intercepted	2	1
Sacked/Yards Lost	5/27	0/0
Punts/Average	2/50.5	4/42.0
Penalties/Yards	9/77	5/37
Fumbles/Lost	3/2	1/1
Possession Time	34:32	25:28

GAME SUMMARIES

21

WEEK 3

Carolina Panthers 21, Los Angeles Chargers 16

0 SoFi Stadium Sep 27, 2020

16

Carolina Panthers	6	12	0	3	—	21
Los Angeles Chargers	0	7	3	6	—	16

SCORING DRIVES

TEAM	QTR	TIME	SCORING PLAY	CAR	LAC
Panthers	1	09:20	J.Slye 29 yd. Field Goal (6-37, 3:07)	3	0
Panthers	1	04:28	J.Slye 24 yd. Field Goal (7-29, 3:15)	6	0
Chargers	2	14:14	A.Ekeler 12 yd. run (M.Badgley kick) (10-75, 5:14)	6	7
Panthers	2	08:11	J.Slye 30 yd. Field Goal (10-59, 6:03)	9	7
Panthers	2	02:58	M.Davis 13 yd. pass from T.Bridgewater (kick blocked) (8-57, 3:57)	15	7
Panthers	2	00:00	J.Slye 22 yd. Field Goal (2-4, 0:08)	18	7
Chargers	3	01:12	M.Badgley 41 yd. Field Goal (10-37, 4:34)	18	10
Panthers	4	10:58	J.Slye 31 yd. Field Goal (8-62, 5:14)	21	10
Chargers	4	04:33	K.Allen 14 yd. pass from J.Herbert (pass failed) (16-75, 6:25)	21	16

LOS ANGELES CHARGERS

OFFENSE			DEFENSE		
WR	13	K. Allen	DE	97	J. Bosa
WR	15	J. Guyton	DE	42	U. Nwosu
WR	81	M. Williams	DT	95	L. Joseph
G	76	F. Lamp	DT	99	J. Tillery
G	73	T. St. Louis	LB	56	K. Murray
TE	86	H. Henry	LB	44	K. White
T	75	B. Bulaga	CB	43	M. Davis
T	69	S. Tevi	CB	25	C. Harris
QB	10	J. Herbert	CB	26	C. Hayward Jr.
RB	30	A. Ekeler	S	24	N. Adderley
--	--	--	S	23	R. Jenkins

CAROLINA PANTHERS

OFFENSE			DEFENSE		
LT	74	G. Little	DE	53	B. Burns
LG	64	C. Reed	DT	92	Z. Kerr
C	61	M. Paradis	DT	95	D. Brown
RG	67	J. Miller	DE	91	S. Weatherly
RT	72	T. Moton	WILL	54	S. Thompson
TE	80	I. Thomas	MIKE	52	T. Whitehead
WR	11	R. Anderson	SAM	21	J. Chinn
WR	12	D. Moore	CB	26	D. Jackson
WR	10	C. Samuel	CB	24	R. Douglas
RB	28	M. Davis	SS	31	J. Burris
QB	5	T. Bridgewater	FS	33	T. Boston

CAROLINA PANTHERS

PASSING	ATT	CP	YDS	SK/YD	TD	LG	INT	RTG
Teddy Bridgewater	28	22	235	2/14	1	38	0	113.5
TOTAL	**28**	**22**	**235**	**2/14**	**1**	**38**	**0**	**113.5**

RUSHING	ATT	YDS	AVG	LG	TD
Mike Davis	13	46	3.5	25	0
Reggie Bonnafon	2	16	8.0	13	0
Teddy Bridgewater	2	12	6.0	6	0
Curtis Samuel	4	7	1.8	5	0
TOTAL	**21**	**81**	**3.9**	**25**	**0**

RECEIVING	NO	YDS	AVG	LG	TD
Mike Davis	8	45	5.6	13t	1
Robby Anderson	5	55	11.0	18	0
Curtis Samuel	4	45	11.3	24	0
DJ Moore	2	65	32.5	38	0
Seth Roberts	2	16	8.0	12	0
Ian Thomas	1	9	9.0	9	0
TOTAL	**22**	**235**	**10.7**	**38**	**1**

TOP DEFENSE	TOT	SOLO	AST	SCK	YDS	INT
Shaq Thompson	13	8	5	0.0	0.0	0
Jeremy Chinn	12	6	6	0.0	0.0	0
Juston Burris	8	7	1	0.0	0.0	0

FIELD GOALS	FGA/FGM	PERCENT	RESULTS
Joey Slye	5-5	100.0	(29, 24, 30, 22, 31)
TOTAL	**5-5**	**100.0**	

LOS ANGELES CHARGERS

PASSING	ATT	CP	YDS	SK/YD	TD	LG	INT	RTG
Justin Herbert	49	35	330	2/11	1	28	1	88.0
TOTAL	**49**	**35**	**330**	**2/11**	**1**	**28**	**1**	**88.0**

RUSHING	ATT	YDS	AVG	LG	TD
Austin Ekeler	12	59	4.9	12t	1
Joshua Kelley	8	43	5.4	16	0
Justin Herbert	3	15	5.0	11	0
TOTAL	**23**	**117**	**5.1**	**16**	**1**

RECEIVING	NO	YDS	AVG	LG	TD
Keenan Allen	13	132	10.2	22	1
Austin Ekeler	11	84	7.6	28	0
Hunter Henry	5	50	10.0	16	0
Jalen Guyton	2	23	11.5	16	0
Joshua Kelley	2	9	4.5	6	0
Mike Williams	1	17	17.0	17	0
K.J. Hill	1	15	15.0	15	0
TOTAL	**35**	**330**	**9.4**	**28**	**1**

TOP DEFENSE	TOT	SOLO	AST	SCK	YDS	INT
Kyzir White	11	8	3	0.0	0.0	0
Nasir Adderley	9	7	2	0.0	0.0	0
Rayshawn Jenkins	9	3	6	1.0	6.0	0

FIELD GOALS	FGA/FGM	PERCENT	RESULTS
Michael Badgley	1-1	100.0	(41)
TOTAL	**1-1**	**100.0**	

TEAM STATISTICS

	PANTHERS	CHARGERS
First Downs	14	26
3rd Down Eff. (Made/Att/Pct)	3/12/25%	10/15/67%
4th Down Eff. (Made/Att/Pct)	0/0/0%	0/0/0%
Total Net Yards	302	436
Total Plays	51	74
Yards Per Play	5.9	5.9
Rushes/Net Yards	21/81	23/117
Net Passing	221	319
Pass Attempts/Completions	28/22	49/35
Had Intercepted	0	1
Sacked/Yards Lost	2/14	2/11
Punts/Average	4/47.3	3/39.7
Penalties/Yards	3/30	8/60
Fumbles/Lost	0/0	4/3
Possession Time	28:48	31:12

GAME SUMMARIES

21 — **31**

WEEK 4

Arizona Cardinals 21, Carolina Panthers 31

5,120 Bank of America Stadium Oct 4, 2020

Arizona Cardinals	**0**	**7**	**7**	**7**	**21**
Carolina Panthers	**14**	**7**	**7**	**3**	**31**

SCORING DRIVES

TEAM	QTR	TIME	SCORING PLAY	ARI	CAR
Panthers	1	07:21	M.Davis 1 yd. run (J.Slye kick) (13-66, 5:44)	0	7
Panthers	1	01:29	T.Bridgewater 18 yd. run (J.Slye kick) (9-80, 4:31)	0	14
Cardinals	2	07:26	J.Thomas 3 yd. pass from K.Murray (Z.Gonzalez kick) (10-38, 5:32)	7	14
Panthers	2	01:55	R.Bonnafon 3 yd. pass from T.Bridgewater (J.Slye kick) (10-75, 5:31)	7	21
Panthers	3	05:26	I.Thomas 2 yd. pass from T.Bridgewater (J.Slye kick) (8-74, 4:19)	7	28
Cardinals	3	01:15	C.Kirk 3 yd. pass from K.Murray (Z.Gonzalez kick) (7-75, 4:11)	14	28
Panthers	4	07:45	J.Slye 27 yd. Field Goal (15-73, 8:30)	14	31
Cardinals	4	02:13	C.Edmonds 2 yd. pass from K.Murray (Z.Gonzalez kick) (7-68, 1:52)	21	31

ARIZONA CARDINALS

OFFENSE			DEFENSE		
WR	11	L. Fitzgerald	NT	98	C. Peters
WR	10	D. Hopkins	DT	97	J. Phillips
WR	13	C. Kirk	DT	94	Z. Allen
LT	74	D. Humphries	OLB	55	C. Jones
LG	67	J. Pugh	ILB	58	J. Hicks
C	52	M. Cole	ILB	59	D. Campbell
RG	64	J. Sweezy	LB	48	I. Simmons
RT	68	K. Beachum	CB	21	P. Peterson
TE	81	D. Daniels	CB	33	B. Murphy Jr.
QB	1	K. Murray	S	35	C. Riley
RB	41	K. Drake	S	22	D. Thompson

CAROLINA PANTHERS

OFFENSE			DEFENSE		
LT	74	G. Little	DE	53	B. Burns
LG	64	C. Reed	DT	99	K. Short
C	61	M. Paradis	DT	95	D. Brown
RG	67	J. Miller	DE	91	S. Weatherly
RT	72	T. Moton	WILL	54	S. Thompson
TE	82	C. Manhertz	MIKE	52	T. Whitehead
TE	80	I. Thomas	SAM	21	J. Chinn
WR	11	R. Anderson	CB	26	D. Jackson
WR	12	D. Moore	CB	24	R. Douglas
RB	28	M. Davis	SS	31	J. Burris
QB	5	T. Bridgewater	FS	33	T. Boston

ARIZONA CARDINALS

PASSING	ATT	CP	YDS	SK/YD	TD	LG	INT	RTG
Kyler Murray	31	24	133	1/0	3	25	0	116.7
TOTAL	**31**	**24**	**133**	**1/0**	**3**	**25**	**0**	**116.7**

RUSHING	ATT	YDS	AVG	LG	TD
Kyler Murray	6	78	13.0	48	0
Kenyan Drake	13	35	2.7	9	0
Chase Edmonds	4	16	4.0	9	0
TOTAL	**23**	**129**	**5.6**	**48**	**0**

RECEIVING	NO	YDS	AVG	LG	TD
DeAndre Hopkins	7	41	5.9	13	0
Chase Edmonds	5	24	4.8	12	1
Dan Arnold	4	39	9.8	25	0
Christian Kirk	3	19	6.3	8	1
Larry Fitzgerald	2	4	2.0	6	0
Andy Isabella	2	3	1.5	2	0
Jordan Thomas	1	3	3.0	3t	1
TOTAL	**24**	**133**	**5.5**	**25**	**3**

TOP DEFENSE	TOT	SOLO	AST	SCK	YDS	INT
Jordan Hicks	12	8	4	0.0	0.0	0
De'Vondre Campbell	9	4	5	0.0	0.0	0
Deionte Thompson	9	4	5	0.0	0.0	0

FIELD GOALS	FGA/FGM	PERCENT	RESULTS
No Field Goals			

CAROLINA PANTHERS

PASSING	ATT	CP	YDS	SK/YD	TD	LG	INT	RTG
Teddy Bridgewater	37	26	276	0/0	2	24	1	98.5
TOTAL	**37**	**26**	**276**	**0/0**	**2**	**24**	**1**	**98.5**

RUSHING	ATT	YDS	AVG	LG	TD
Mike Davis	16	84	5.3	21	1
Reggie Bonnafon	10	53	5.3	22	0
Teddy Bridgewater	6	32	5.3	18t	1
Alex Armah	1	2	2.0	2	0
Curtis Samuel	2	-3	-1.5	1	0
TOTAL	**35**	**168**	**4.8**	**22**	**2**

RECEIVING	NO	YDS	AVG	LG	TD
Robby Anderson	8	99	12.4	24	0
Mike Davis	5	27	5.4	20	0
DJ Moore	4	49	12.3	23	0
Curtis Samuel	3	51	17.0	24	0
Reggie Bonnafon	2	18	9.0	15	1
Ian Thomas	2	5	2.5	3	1
Chris Manhertz	1	17	17.0	17	0
Seth Roberts	1	10	10.0	10	0
TOTAL	**26**	**276**	**10.6**	**24**	**2**

TOP DEFENSE	TOT	SOLO	AST	SCK	YDS	INT
Jeremy Chinn	8	5	3	0.0	0.0	0
Juston Burris	6	5	1	0.0	0.0	0
Donte Jackson	5	2	3	0.0	0.0	0

FIELD GOALS	FGA/FGM	PERCENT	RESULTS
Joey Slye	2-1	50.0	(27) 42WR
TOTAL	**2-1**	**50.0**	

TEAM STATISTICS

	CARDINALS	PANTHERS
First Downs	21	30
3rd Down Eff. (Made/Att/Pct)	3/9/33%	7/11/64%
4th Down Eff. (Made/Att/Pct)	0/0/0%	1/1/100%
Total Net Yards	262	444
Total Plays	55	72
Yards Per Play	4.8	6.2
Rushes/Net Yards	23/129	35/168
Net Passing	133	276
Pass Attempts/Completions	31/24	37/26
Had Intercepted	0	1
Sacked/Yards Lost	1/0	0/0
Punts/Average	5/41.4	1/42.0
Penalties/Yards	5/29	10/72
Fumbles/Lost	1/1	0/0
Possession Time	22:52	37:08

GAME SUMMARIES

23 — **16**

WEEK 5

Carolina Panthers 23, Atlanta Falcons 16

6,656 Mercedes-Benz Stadium Oct 11, 2020

Carolina Panthers	3	17	0	3	—	23
Atlanta Falcons	7	0	3	6	—	16

SCORING DRIVES

TEAM	QTR	TIME	SCORING PLAY	CAR	ATL
Falcons	1	08:19	T.Gurley 35 yd. run (Y.Koo kick) (10-92, 4:36)	0	7
Panthers	1	00:57	J.Slye 38 yd. Field Goal (14-64, 7:22)	3	7
Panthers	2	09:06	J.Slye 39 yd. Field Goal (8-52, 4:53)	6	7
Panthers	2	02:30	D.Moore 57 yd. pass from T.Bridgewater (J.Slye kick) (5-88, 2:23)	13	7
Panthers	2	00:23	M.Davis 3 yd. pass from T.Bridgewater (J.Slye kick) (9-89, 1:11)	20	7
Falcons	3	12:19	Y.Koo 46 yd. Field Goal (7-51, 2:41)	20	10
Falcons	4	14:48	Y.Koo 31 yd. Field Goal (15-67, 5:29)	20	13
Panthers	4	01:10	J.Slye 22 yd. Field Goal (14-76, 7:39)	23	13
Falcons	4	00:04	Y.Koo 54 yd. Field Goal (8-39, 1:06)	23	16

ATLANTA FALCONS

OFFENSE			DEFENSE		
WR	18	C. Ridley	DE	56	D. Fowler Jr.
WR	17	O. Zaccheaus	DE	98	T. McKinley
G	77	J. Carpenter	DT	96	T. Davison
G	63	C. Lindstrom	DT	97	G. Jarrett
C	51	A. Mack	LB	54	F. Oluokun
TE	81	H. Hurst	LB	45	D. Jones
TE	88	L. Stocker	CB	26	I. Oliver
T	70	J. Matthews	CB	20	K. Sheffield
T	76	K. McGary	S	37	R. Allen
QB	2	M. Ryan	S	22	K. Neal
RB	21	T. Gurley II	--	--	--

CAROLINA PANTHERS

OFFENSE			DEFENSE		
LT	76	R. Okung	DE	53	B. Burns
LG	64	C. Reed	DT	99	K. Short
C	61	M. Paradis	DT	95	D. Brown
RG	67	J. Miller	DE	91	S. Weatherly
RT	72	T. Moton	WILL	54	S. Thompson
TE	80	I. Thomas	MIKE	52	T. Whitehead
WR	11	R. Anderson	SAM	21	J. Chinn
WR	12	D. Moore	CB	26	D. Jackson
WR	10	C. Samuel	CB	24	R. Douglas
RB	28	M. Davis	SS	31	J. Burris
QB	5	T. Bridgewater	FS	33	T. Boston

CAROLINA PANTHERS

PASSING	ATT	CP	YDS	SK/YD	TD	LG	INT	RTG
Teddy Bridgewater	37	27	313	0/0	2	57	0	116.2
TOTAL	**37**	**27**	**313**	**0/0**	**2**	**57**	**0**	**116.2**

RUSHING	ATT	YDS	AVG	LG	TD
Mike Davis	16	89	5.6	15	0
Curtis Samuel	4	28	7.0	17	0
Teddy Bridgewater	3	3	1.0	2	0
Robby Anderson	1	3	3.0	3	0
Alex Armah	1	2	2.0	2	0
Trenton Cannon	2	-1	-0.5	2	0
TOTAL	**27**	**124**	**4.6**	**17**	**0**

RECEIVING	NO	YDS	AVG	LG	TD
Mike Davis	9	60	6.7	23	1
Robby Anderson	8	112	14.0	29	0
Curtis Samuel	5	36	7.2	17	0
DJ Moore	4	93	23.3	57t	1
Pharoh Cooper	1	12	12.0	12	0
TOTAL	**27**	**313**	**11.6**	**57T**	**2**

TOP DEFENSE	TOT	SOLO	AST	SCK	YDS	INT
Shaq Thompson	10	3	7	0.0	0.0	0
Jeremy Chinn	9	6	3	0.0	0.0	0
Rasul Douglas	8	6	2	0.0	0.0	0

FIELD GOALS	FGA/FGM	PERCENT	RESULTS
Joey Slye	3-3	100.0	(38, 39, 22)
TOTAL	**3-3**	**100.0**	

ATLANTA FALCONS

PASSING	ATT	CP	YDS	SK/YD	TD	LG	INT	RTG
Matt Ryan	37	21	226	2/23	0	26	1	63.6
TOTAL	**37**	**21**	**226**	**2/23**	**0**	**26**	**1**	**63.6**

RUSHING	ATT	YDS	AVG	LG	TD
Todd Gurley II	14	121	8.6	35t	1
Brian Hill	6	39	6.5	11	0
Ito Smith	3	6	2.0	5	0
Keith Smith	1	1	1.0	1	0
Matt Ryan	1	-1	-1.0	-1	0
TOTAL	**25**	**166**	**6.6**	**35T**	**1**

RECEIVING	NO	YDS	AVG	LG	TD
Calvin Ridley	8	136	17.0	26	0
Todd Gurley II	4	29	7.3	11	0
Russell Gage	2	16	8.0	8	0
Brian Hill	2	15	7.5	9	0
Hayden Hurst	2	8	4.0	9	0
Olamide Zaccheaus	1	13	13.0	13	0
Jaeden Graham	1	7	7.0	7	0
Luke Stocker	1	2	2.0	2	0
TOTAL	**21**	**226**	**10.8**	**26**	**0**

TOP DEFENSE	TOT	SOLO	AST	SCK	YDS	INT
Foyesade Oluokun	14	12	2	0.0	0.0	0
Deion Jones	8	5	3	0.0	0.0	0
Keanu Neal	7	5	2	0.0	0.0	0

FIELD GOALS	FGA/FGM	PERCENT	RESULTS
Younghoe Koo	3-3	100.0	(46, 31, 54)
TOTAL	**3-3**	**100.0**	

TEAM STATISTICS

TEAM STATISTICS	PANTHERS	FALCONS
First Downs	24	21
3rd Down Eff. (Made/Att/Pct)	6/12/50%	6/13/46%
4th Down Eff. (Made/Att/Pct)	0/0/0%	1/1/100%
Total Net Yards	437	369
Total Plays	64	64
Yards Per Play	6.8	5.8
Rushes/Net Yards	27/124	25/166
Net Passing	313	203
Pass Attempts/Completions	37/27	37/21
Had Intercepted	0	1
Sacked/Yards Lost	0/0	2/23
Punts/Average	3/44.7	3/46.3
Penalties/Yards	4/25	3/40
Fumbles/Lost	0/0	1/0
Possession Time	33:06	26:54

GAME SUMMARIES

23

WEEK 6

Chicago Bears 23, Carolina Panthers 16

5,240 Bank of America Stadium Oct 18, 2020

16

Chicago Bears	7	6	7	3	—	23
Carolina Panthers	3	3	0	10	—	16

SCORING DRIVES

TEAM	QTR	TIME	SCORING PLAY	CHI	CAR
Bears	1	11:40	C.Kmet 9 yd. pass from N.Foles (C.Santos kick) (3-7, 1:36)	7	0
Panthers	1	05:07	J.Slye 21 yd. Field Goal (14-72, 6:33)	7	3
Bears	2	08:09	C.Santos 31 yd. Field Goal (11-48, 5:58)	10	3
Panthers	2	02:00	J.Slye 20 yd. Field Goal (13-73, 6:09)	10	6
Bears	2	00:02	C.Santos 55 yd. Field Goal (9-38, 1:58)	13	6
Bears	3	01:44	N.Foles 1 yd. run (C.Santos kick) (10-56, 4:29)	20	6
Panthers	4	13:11	M.Davis 1 yd. run (J.Slye kick) (9-75, 3:33)	20	13
Bears	4	09:19	C.Santos 31 yd. Field Goal (10-62, 3:52)	23	13
Panthers	4	07:46	J.Slye 48 yd. Field Goal (5-35, 1:33)	23	16

CHICAGO BEARS

OFFENSE			DEFENSE		
WR	12	A. Robinson II	NT	98	B. Nichols
WR	17	A. Miller	DT	96	A. Hicks
LT	72	C. Leno Jr.	OLB	52	K. Mack
LG	69	R. Coward	ILB	59	D. Trevathan
C	65	C. Whitehair	ILB	58	R. Smith
RG	74	G. Ifedi	OLB	94	R. Quinn
RT	70	B. Massie	CB	23	K. Fuller
TE	80	J. Graham	S	39	E. Jackson
TE	86	D. Harris	S	38	T. Gipson Sr.
QB	9	N. Foles	CB	33	J. Johnson
RB	32	D. Montgomery	DB	24	B. Skrine

CAROLINA PANTHERS

OFFENSE			DEFENSE		
LT	76	R. Okung	DE	53	B. Burns
LG	64	C. Reed	DT	92	Z. Kerr
C	61	M. Paradis	DT	95	D. Brown
RG	67	J. Miller	DE	91	S. Weatherly
RT	72	T. Moton	WILL	54	S. Thompson
TE	82	C. Manhertz	MIKE	52	T. Whitehead
WR	11	R. Anderson	SAM	21	J. Chinn
WR	12	D. Moore	CB	25	T. Pride Jr.
WR	15	S. Roberts	CB	24	R. Douglas
RB	28	M. Davis	SS	31	J. Burris
QB	5	T. Bridgewater	FS	33	T. Boston

CHICAGO BEARS

PASSING	ATT	CP	YDS	SK/YD	TD	LG	INT	RTG
Nick Foles	39	23	198	0/0	1	23	1	70.2
TOTAL	**39**	**23**	**198**	**0/0**	**1**	**23**	**1**	**70.2**

RUSHING	ATT	YDS	AVG	LG	TD
David Montgomery	19	58	3.1	12	0
Nick Foles	5	4	0.8	7	1
Cordarrelle Patterson	1	1	1.0	1	0
TOTAL	**25**	**63**	**2.5**	**12**	**1**

RECEIVING	NO	YDS	AVG	LG	TD
Allen Robinson II	5	53	10.6	23	0
Jimmy Graham	5	34	6.8	10	0
David Montgomery	4	39	9.8	13	0
Darnell Mooney	3	36	12.0	18	0
Anthony Miller	3	8	2.7	4	0
Cole Kmet	2	20	10.0	11	1
Cordarrelle Patterson	1	8	8.0	8	0
TOTAL	**23**	**198**	**8.6**	**23**	**1**

TOP DEFENSE	TOT	SOLO	AST	SCK	YDS	INT
Roquan Smith	12	7	5	0.0	0.0	0
Danny Trevathan	10	6	4	0.0	0.0	0
Tashaun Gipson Sr.	6	2	4	0.0	0.0	1

FIELD GOALS	FGA/FGM	PERCENT	RESULTS
Cairo Santos	3-3	100.0	(31, 55, 31)
TOTAL	**3-3**	**100.0**	

CAROLINA PANTHERS

PASSING	ATT	CP	YDS	SK/YD	TD	LG	INT	RTG
Teddy Bridgewater	29	16	216	4/25	0	39	2	50.4
TOTAL	**29**	**16**	**216**	**4/25**	**0**	**39**	**2**	**50.4**

RUSHING	ATT	YDS	AVG	LG	TD
Mike Davis	18	52	2.9	12	1
Teddy Bridgewater	8	48	6.0	11	0
Trenton Cannon	3	12	4.0	10	0
TOTAL	**29**	**112**	**3.9**	**12**	**1**

RECEIVING	NO	YDS	AVG	LG	TD
DJ Moore	5	93	18.6	38	0
Robby Anderson	4	77	19.3	39	0
Trenton Cannon	2	15	7.5	19	0
Mike Davis	2	3	1.5	2	0
Keith Kirkwood	1	13	13.0	13	0
Ian Thomas	1	9	9.0	9	0
Chris Manhertz	1	6	6.0	6	0
TOTAL	**16**	**216**	**13.5**	**39**	**0**

TOP DEFENSE	TOT	SOLO	AST	SCK	YDS	INT
Tre Boston	8	5	3	0.0	0.0	0
Shaq Thompson	6	4	2	0.0	0.0	0
Jeremy Chinn	5	4	1	0.0	0.0	1

FIELD GOALS	FGA/FGM	PERCENT	RESULTS
Joey Slye	4-3	75.0	(21, 20) 54WR (48)
TOTAL	**4-3**	**75.0**	

TEAM STATISTICS

	BEARS	PANTHERS
First Downs	22	23
3rd Down Eff. (Made/Att/Pct)	7/14/50%	3/13/23%
4th Down Eff. (Made/Att/Pct)	0/0/0%	1/2/50%
Total Net Yards	261	303
Total Plays	64	62
Yards Per Play	4.1	4.9
Rushes/Net Yards	25/63	29/112
Net Passing	198	191
Pass Attempts/Completions	39/23	29/16
Had Intercepted	1	2
Sacked/Yards Lost	0/0	4/25
Punts/Average	4/44.3	1/49.0
Penalties/Yards	10/92	8/69
Fumbles/Lost	1/0	1/1
Possession Time	28:54	31:06

ALL-TIME STATISTICAL LEADERS

ALL-TIME CAREER SCORERS

	SCORING	YEARS	TD	TDr	TDp	TDrt	FG - ATT	PAT - ATT	2pt	S	PTS
1	Kasay, John	1995-2010	0	0	0	0	351 - 424	429 - 438	0	0	**1482**
2	Gano, Graham	2012-2019	0	0	0	0	165 - 193	247 - 260	0	0	**742**
3	Smith, Steve	2001-2013	75	2	67	6	0 - 0	0 - 0	2	0	**454**
4	Newton, Cam	2011-2019	58	58	0	0	0 - 0	0 - 0	2	0	**352**
5	Stewart, Jonathan	2008-2017	58	51	7	0	0 - 0	0 - 0	0	0	**348**
6	Williams, DeAngelo	2006-2014	53	46	7	0	0 - 0	0 - 0	2	0	**322**
7	Muhammad, Muhs.	1996-04; 08-09	50	0	50	0	0 - 0	0 - 0	2	0	**304**
8	Walls, Wesley	1996-2002	44	0	44	0	0 - 0	0 - 0	0	0	**264**
9	McCaffrey, Christian	2017-2020	43	28	15	0	0 - 0	0 - 0	1	0	**260**
10	Olsen, Greg	2011-2019	39	0	39	0	0 - 0	0 - 0	2	0	**238**
11	Slye, Joey	2019-2020	0	0	0	0	41 - 49	41 - 47	0	0	**164**
12	Funchess, Devin	2015-2018	21	0	21	0	0 - 0	0 - 0	1	0	**128**
13	Davis, Stephen	2003-2005	20	20	0	0	0 - 0	0 - 0	0	0	**120**
14	Ginn Jr., Ted	2013, 15-16	19	0	19	0	0 - 0	0 - 0	0	0	**114**
14	Tolbert, Mike	2012-2016	19	13	6	0	0 - 0	0 - 0	0	0	**114**
16	Mare, Olindo	2011	0	0	0	0	22 - 28	44 - 45	0	0	**110**
17	Benjamin, Kelvin	2014-2017	18	0	18	0	0 - 0	0 - 0	0	0	**108**
18	Biakabutuka, Tshi.	1996-2001	17	14	3	0	0 - 0	0 - 0	0	0	**102**
19	Nedney, Joe	2000	0	0	0	0	26 - 28	20 - 20	0	0	**98**
20	Samuel, Curtis	2017-2020	14	3	11	0	0 - 0	0 - 0	0	0	**84**
20	Foster, DeShaun	2002-2007	14	10	4	0	0 - 0	0 - 0	0	0	**84**
22	Carrier, Mark	1995-1998	13	0	13	0	0 - 0	0 - 0	0	0	**78**
22	LaFell, Brandon	2010-2013	13	0	13	0	0 - 0	0 - 0	0	0	**78**
22	Lane, Fred	1997-1999	13	13	0	0	0 - 0	0 - 0	0	0	**78**
25	Jeffers, Patrick	1999-2001	12	0	12	0	0 - 0	0 - 0	0	0	**72**
26	Ismail, Raghib	1996-1998	11	1	10	0	0 - 0	0 - 0	0	0	**66**
27	Graham, Shayne	2002	0	0	0	0	13 - 18	21 - 21	0	0	**60**
28	Goings, Nick	2001-2008	9	6	3	0	0 - 0	0 - 0	1	0	**56**
28	Johnson, Anthony	1995-1999	9	7	2	0	0 - 0	0 - 0	1	0	**56**
30	Floyd, William	1998-2000	9	7	2	0	0 - 0	0 - 0	0	0	**54**
30	Green, Willie	1995-1996	9	0	9	0	0 - 0	0 - 0	0	0	**54**
30	Hoover, Brad	2000-2009	9	3	6	0	0 - 0	0 - 0	0	0	**54**
30	King, Jeff	2006-2010	9	0	9	0	0 - 0	0 - 0	0	0	**54**
30	Mangum, Kris	1997-2006	9	0	9	0	0 - 0	0 - 0	0	0	**54**
35	Brown, Corey	2014-2016	8	0	7	1	0 - 0	0 - 0	0	0	**48**
35	Carter, Drew	2004-2007	8	0	8	0	0 - 0	0 - 0	0	0	**48**

ALL-TIME CAREER SCORERS

	SCORING	YEARS	TD	TDr	TDp	TDrt	FG - ATT	PAT - ATT	2pt	S	PTS
38	Cunningham, Richie	1999-2000	0	0	0	0	8 - 10	22 - 23	0	0	**46**
39	Colbert, Keary	2004-2007	7	0	7	0	0 - 0	0 - 0	1	0	**44**
39	Medlock, Justin	2012	0	0	0	0	7 - 10	23 - 23	0	0	**44**
41	Hayes, Donald	1998-2001	7	0	7	0	0 - 0	0 - 0	0	0	**42**
41	Moore, DJ	2018-2020	7	0	7	0	0 - 0	0 - 0	0	0	**42**
41	Smith, Lamar	2002	7	7	0	0	0 - 0	0 - 0	0	0	**42**
44	Dickson, Ed	2014-2017	6	0	5	1	0 - 0	0 - 0	0	0	**36**
44	Weinke, Chris	2001-2006	6	6	0	0	0 - 0	0 - 0	0	0	**36**
46	Artis-Payne, Cam.	2015-2018	5	5	0	0	0 - 0	0 - 0	0	0	**30**
46	Bates, Michael	1996-2000	5	0	0	5	0 - 0	0 - 0	0	0	**30**
46	Brown, Dee	2002	5	4	1	0	0 - 0	0 - 0	0	0	**30**
46	Delhomme, Jake	2003-2009	5	5	0	0	0 - 0	0 - 0	0	0	**30**
46	Johnson, Keyshawn	2006	5	1	4	0	0 - 0	0 - 0	0	0	**30**
46	Munnerlyn, Captain	2009-13; 17-18	5	0	0	5	0 - 0	0 - 0	0	0	**30**
46	Rosario, Dante	2007-2010	5	0	5	0	0 - 0	0 - 0	0	0	**30**
53	Collins, Kerry	1995-1998	4	4	0	0	0 - 0	0 - 0	2	0	**28**
54	Cotchery, Jerricho	2014-2015	4	0	4	0	0 - 0	0 - 0	1	0	**26**
55	Byrd, Isaac	2000-2002	4	0	4	0	0 - 0	0 - 0	0	0	**24**
55	Carruth, Rae	1997-1999	4	0	4	0	0 - 0	0 - 0	0	0	**24**
55	Davis, Mike	2019-2020	4	3	1	0	0 - 0	0 - 0	0	0	**24**
55	Griffith, Howard	1995-1996	4	2	2	0	0 - 0	0 - 0	0	0	**24**
55	Minter, Mike	1997-2006	4	0	0	4	0 - 0	0 - 0	0	0	**24**
55	Moore, Derrick	1995	4	4	0	0	0 - 0	0 - 0	0	0	**24**
55	Shockey, Jeremy	2011	4	0	4	0	0 - 0	0 - 0	0	0	**24**
55	Thomas, Ian	2018-2020	4	0	4	0	0 - 0	0 - 0	0	0	**24**
55	Whittaker, Fozzy	2014-2018	4	2	2	0	0 - 0	0 - 0	0	0	**24**
64	Catanzaro, Chan.	2018	0	0	0	0	5 - 5	7 - 8	0	0	**22**
65	Beuerlein, Steve	1996-2000	3	3	0	0	0 - 0	0 - 0	1	0	**20**
66	Allen, Kyle	2018-2019	3	3	0	0	0 - 0	0 - 0	0	0	**18**
66	Armah, Alex	2017-2020	3	3	0	0	0 - 0	0 - 0	0	0	**18**
66	Byrd, Damiere	2016-2018	3	0	2	1	0 - 0	0 - 0	0	0	**18**
66	Gamble, Chris	2004-2012	3	0	0	3	0 - 0	0 - 0	0	0	**18**
66	Gettis, David	2010-13	3	0	3	0	0 - 0	0 - 0	0	0	**18**
66	Goodson, Mike	2009-2011	3	3	0	0	0 - 0	0 - 0	0	0	**18**
66	Greene, Scott	1996-1997	3	1	2	0	0 - 0	0 - 0	0	0	**18**
66	Hetherington, Chris	1999-2001	3	2	1	0	0 - 0	0 - 0	0	0	**18**

ALL-TIME CAREER SCORERS

	SCORING	YEARS	TD	TDr	TDp	TDrt	FG - ATT	PAT - ATT	2pt	S	PTS
66	Huntley, Richard	2001	3	2	1	0	0 - 0	0 - 0	0	0	**18**
66	Metzelaars, Pete	1995	3	0	3	0	0 - 0	0 - 0	0	0	**18**
66	Peppers, Julius	2002-09; 17-18	3	0	0	3	0 - 0	0 - 0	0	0	**18**
77	Kuechly, Luke	2012-2019	2	0	0	2	0 - 0	0 - 0	0	1	**14**
77	Seidman, Mike	2003-2006	2	0	2	0	0 - 0	0 - 0	1	0	**14**
79	Bonnafon, Reggie	2019-2020	1	1	1	0	0 - 0	0 - 0	0	0	**12**
79	Coleman, Kurt	2015-2017	2	0	0	2	0 - 0	0 - 0	0	0	**12**
79	Crawford, Casey	2000-2001	2	0	1	1	0 - 0	0 - 0	0	0	**12**
79	Davis, Eric	1996-2000	2	0	0	2	0 - 0	0 - 0	0	0	**12**
79	Davis, Mike	2019-2020	2	1	1	0	0 - 0	0 - 0	0	0	**12**
79	Evans, Doug	1998-2001	2	0	0	2	0 - 0	0 - 0	0	0	**12**
79	Fauria, Christian	2007	2	0	2	0	0 - 0	0 - 0	0	0	**12**
79	Gaines, Michael	2004-2006	2	2	0	0	0 - 0	0 - 0	0	0	**12**
79	Guliford, Eric	1995	2	0	1	1	0 - 0	0 - 0	0	0	**12**
79	Kinchen, Brian	1999-2000	2	0	2	0	0 - 0	0 - 0	0	0	**12**
79	Manning, Jr., Ricky	2003-2005	2	0	0	2	0 - 0	0 - 0	0	0	**12**
79	Marshall, Richard	2006-2010	2	0	0	2	0 - 0	0 - 0	0	0	**12**
79	Mills, Sam	1995-1997	2	0	0	2	0 - 0	0 - 0	0	0	**12**
79	Murphy, Louis	2012	2	0	1	1	0 - 0	0 - 0	0	0	**12**
79	Norman, Josh	2011-2015	2	0	0	2	0 - 0	0 - 0	0	0	**12**
79	Pilares, Kealoha	2011-2012	2	0	1	1	0 - 0	0 - 0	0	0	**12**
79	Smith, Torrey	2018	2	0	2	0	0 - 0	0 - 0	0	0	**12**
79	Wiggins, Jermaine	2002	2	0	2	0	0 - 0	0 - 0	0	0	**12**
94	Anderson, Robby	2020	1	0	1	0	0 - 0	0 - 0	1	0	**8**
94	Chandler, Jeff	2004	0	0	0	0	0 - 2	8 - 8	0	0	**8**
94	Christian, Bob	1995-1996	1	0	1	0	0 - 0	0 - 0	2	0	**8**
94	Davis, Thomas	2005-2018	0	0	0	1	0 - 0	0 - 0	0	1	**8**
94	Stone, Dwight	1995-1998	1	0	0	1	0 - 0	0 - 0	0	1	**8**
94	Wright, Jarius	2018-2019	1	0	1	0	0 - 0	0 - 0	0	0	**8**
100	Sauerbrun, Todd	2001-2004	0	0	0	0	1 - 1	4 - 4	0	0	**7**
101	Anderson, C.J.	2018	1	0	1	0	0 - 0	0 - 0	0	0	**6**
101	Anderson, Rashard	2000-2001	1	0	0	1	0 - 0	0 - 0	0	0	**6**
101	Avant, Jason	2014	1	0	1	0	0 - 0	0 - 0	0	0	**6**
101	Barnidge, Gary	2008-12	1	0	1	0	0 - 0	0 - 0	0	0	**6**
101	Beebe, Don	1995	1	0	1	0	0 - 0	0 - 0	0	0	**6**
101	Bennett, Brandon	2004	1	1	0	0	0 - 0	0 - 0	0	0	**6**

ALL-TIME CAREER SCORERS

	SCORING	YEARS	TD	TDr	TDp	TDrt	FG - ATT	PAT - ATT	2pt	S	PTS
101	Bersin, Brenton	2014-2017	1	0	1	0	0 - 0	0 - 0	0	0	**6**
101	Boston, Tre	2014-16;19-20	1	0	0	1	0 - 0	0 - 0	0	0	**6**
101	Bridgewater, Teddy	2020	1	1	0	0	0 - 0	0 - 0	0	0	**6**
101	Brockel, Richie	2011-2015	1	1	0	0	0 - 0	0 - 0	0	0	**6**
101	Broughton, Luther	1997-1998	1	0	1	0	0 - 0	0 - 0	0	0	**6**
101	Burns, Brian	2019-2020	1	1	0	0	0 - 0	0 - 0	0	0	**6**
101	Clay, Kaelin	2017	1	0	0	1	0 - 0	0 - 0	0	0	**6**
101	Florence, Drayton	2013	1	0	0	1	0 - 0	0 - 0	0	0	**6**
101	Gardner, Rod	2005	1	0	1	0	0 - 0	0 - 0	0	0	**6**
101	Godfrey, Charles	2008-2014	1	0	0	1	0 - 0	0 - 0	0	0	**6**
101	Greene, Kevin	1996; 98-99	1	0	0	1	0 - 0	0 - 0	0	0	**6**
101	Harper, Roman	2014-2015	1	0	0	1	0 - 0	0 - 0	0	0	**6**
101	Hitchcock, Jimmy	2000-2001	1	0	0	1	0 - 0	0 - 0	0	0	**6**
101	Hixon, Domenik	2013	1	0	1	0	0 - 0	0 - 0	0	0	**6**
101	Jarrett, Dwayne	2007-2010	1	0	1	0	0 - 0	0 - 0	0	0	**6**
101	Jones, Colin	2012-2019	1	0	0	1	0 - 0	0 - 0	0	0	**6**
101	King, Shawn	1996-1998	1	0	0	1	0 - 0	0 - 0	0	0	**6**
101	Kragen, Greg	1995-1997	1	0	0	1	0 - 0	0 - 0	0	0	**6**
101	Lucas, Ken	2005-2008	1	0	0	1	0 - 0	0 - 0	0	0	**6**
101	Manhertz, Chris	2017-2020	1	0	1	0	0 - 0	0 - 0	0	0	**6**
101	McKyer, Tim	1995	1	0	0	1	0 - 0	0 - 0	0	0	**6**
101	Mills, Ernie	1997	1	0	1	0	0 - 0	0 - 0	0	0	**6**
101	Moorehead, Kindal	2003-07	1	0	0	1	0 - 0	0 - 0	0	0	**6**
101	Naanee, Legedu	2011	1	0	1	0	0 - 0	0 - 0	0	0	**6**
101	Ogbonnaya, Chris	2014	1	1	0	0	0 - 0	0 - 0	0	0	**6**
101	Oliver, Winslow	1996-1998	1	0	0	1	0 - 0	0 - 0	0	0	**6**
101	Philyaw, Dino	1995-1996	1	1	0	0	0 - 0	0 - 0	0	0	**6**
101	Robertson, Jamal	2004-2005	1	1	0	0	0 - 0	0 - 0	0	0	**6**
101	Shepard, Russell	2017	1	0	1	0	0 - 0	0 - 0	0	0	**6**
101	Smart, Rod	2002-2005	1	0	0	1	0 - 0	0 - 0	0	0	**6**
101	Thompson, Shaq	2015-2020	1	0	0	1	0 - 0	0 - 0	0	0	**6**
101	Uwaezuoke, Iheanyi	2000	1	0	0	1	0 - 0	0 - 0	0	0	**6**
101	Vaughan, Josh	2010-2011	1	1	0	0	0 - 0	0 - 0	0	0	**6**
101	Wallace, Al	2002-2006	1	0	0	1	0 - 0	0 - 0	0	0	**6**
101	Wesley, Dante	2002-05; 07-09	1	0	0	1	0 - 0	0 - 0	0	0	**6**
101	White, Melvin	2013-2014	1	0	0	1	0 - 0	0 - 0	0	0	**6**

ALL-TIME CAREER SCORERS

	SCORING	YEARS	TD	TDr	TDp	TDrt	FG - ATT	PAT - ATT	2pt	S	PTS
101	Witherspoon, Will	2002-2005	1	0	0	1	0 - 0	0 - 0	0	0	**6**
101	Workman, Vince	1995	1	1	0	0	0 - 0	0 - 0	0	0	**6**
146	Hardy, Greg	2010-2014	0	0	0	0	0 - 0	0 - 0	0	2	**4**
147	Hilbert, Jon	2002	0	0	0	0	0 - 2	3 - 3	0	0	**3**
148	Addison, Mario	2012-2019	0	0	0	0	0 - 0	0 - 0	0	1	**2**
148	Applewhite, Antwan	2011-2012	0	0	0	0	0 - 0	0 - 0	0	1	**2**
148	Jackson, Donte	2018-2020	0	0	0	0	0 - 0	0 - 0	1	0	**2**
148	Irvin, Bruce	2019	0	0	0	0	0 - 0	0 - 0	0	1	**2**
148	Onatolu, Kenny	2012	0	0	0	0	0 - 0	0 - 0	0	1	**2**
148	Rasby, Walter	1995-1997	0	0	0	0	0 - 0	0 - 0	1	0	**2**
148	Rucker, Mike	1999-2007	0	0	0	0	0 - 0	0 - 0	0	1	**2**
148	Thomas, Hollis	2009	0	0	0	0	0 - 0	0 - 0	0	1	**2**
	TOTALS		**951**	**354**	**526**	**73**	**639 - 770**	**869 - 900**	**25**	**11**	**8576**

ALL-TIME CAREER PASSERS

	PLAYER	YEARS	ATT	CMP	PCT	YDS	TD	INT	SACK	YDS LOST	Rtg	300yd
1	Newton, Cam	2011-2019	3,980	2,371	59.6%	29,041	182	108	291	2,199	86.1	20
2	Delhomme, Jake	2003-2009	2,669	1,580	59.2%	19,258	120	89	154	1,158	82.6	11
3	Beuerlein, Steve	1996-2000	1,723	1,041	60.4%	12,690	86	50	191	1,109	87.7	8
4	Collins, Kerry	1995-1998	1,340	694	51.8%	8,306	47	54	79	515	66.0	5
5	Weinke, Chris	2001-2006	687	373	54.3%	3,800	14	26	42	267	61.4	2
6	Allen, Kyle	2018-2019	520	323	62.1%	3,588	19	16	46	397	82.0	3
7	Peete, Rodney	2002-2004	392	228	58.2%	2,652	15	14	34	212	76.6	3
8	Moore, Matt	2007-2010	392	227	57.9%	2,640	16	17	28	208	73.9	1
9	Bridgewater, Teddy	2020	206	146	70.9%	1,676	6	5	12	76	94.6	2
10	Clausen, Jimmy	2010-2012	299	157	52.5%	1,558	3	9	33	223	58.4	0
11	Anderson, Derek	2011-2017	168	111	66.1%	1,265	7	5	4	17	90.0	0
12	Testaverde, Vinny	2007	172	94	54.7%	952	5	6	9	46	65.8	0
13	Carr, David	2007	136	73	53.7%	635	3	5	13	74	58.3	0
14	Reich, Frank	1995	84	37	44.0%	441	2	2	12	100	58.7	1
15	Heinicke, Taylor	2018	57	35	61.4%	320	1	3	2	17	60.6	0
16	Grier, Will	2019-2020	52	28	53.8%	228	0	4	6	44	33.2	0
17	St. Pierre, Brian	2010	28	13	46.4%	173	1	2	3	23	48.7	0
18	Fasani, Randy	2002	44	15	34.1%	171	0	4	7	60	8.8	0
19	Lytle, Matt	2001	30	17	56.7%	133	1	3	3	24	39.3	0
20	Lewis, Jeff	1999-2000	35	18	51.4%	131	0	1	8	57	48.6	0
21	Trudeau, Jack	1995	17	11	64.7%	100	0	3	2	8	40.9	0
22	Basanez, Brett	2006-2008	11	6	54.5%	56	0	1	0	0	30.9	0

ALL-TIME CAREER PASSERS

	PLAYER	YEARS	ATT	CMP	PCT	YDS	TD	INT	SACK	YDS LOST	Rtg	300yd
23	McCaffrey, Christian	2017-2020	3	1	33.3%	50	1	0	0	0	121.5	0
24	Pike, Tony	2010	12	6	50.0%	47	0	0	1	10	60.1	0
25	Guliford, Eric	1995	2	1	50.0%	46	0	1	0	0	56.3	0
26	Gilbert, Garrett	2018	3	2	66.7%	40	0	0	1	5	109.7	0
27	Craig, Dameyune	2001	8	4	50.0%	34	0	0	2	15	61.5	0
28	Naanee, Legedu	2011	1	1	100.0%	27	0	0	0	0	118.8	0
29	Palardy, Michael	2017-2019	2	1	50.0%	12	0	0	0	0	68.8	0
30	Edwards, Armanti	2010-2013	3	2	66.7%	11	0	0	0	0	72.9	0
31	McCown, Josh	2008-2009	6	1	16.7%	2	0	0	1	6	39.6	0
32	Bono, Steve	1999	1	0	0.0%	0	0	0	0	0	39.6	0
33	Brown, Dee	2001-2002	1	0	0.0%	0	0	1	0	0	0.0	0
34	Floyd, William	1998-2000	1	0	0.0%	0	0	1	0	0	0.0	0
35	Foster, DeShaun	2002-2005	1	0	0.0%	0	0	0	0	0	39.6	0
36	Huntley, Richard	2001	1	0	0.0%	0	0	0	1	0	39.6	0
37	Johnson, Keyshawn	2006	1	0	0.0%	0	0	1	0	0	0.0	0
38	LaFell, Brandon	2010-2013	1	0	0.0%	0	0	0	0	0	39.6	0
39	Proehl, Ricky	2003-2004	1	0	0.0%	0	0	0	0	0	39.6	0
40	Sauerbrun, Todd	2001-2004	1	0	0.0%	0	0	0	0	0	39.6	0
41	Smith, Steve	2001-2013	1	0	0.0%	0	0	0	0	0	39.6	0
42	Walter, Ken	1997-2000	2	0	0.0%	0	0	0	0	0	39.6	0
43	Workman, Vince	1995	1	0	0.0%	0	0	0	0	0	39.6	0
	TOTAL		**13,095**	**7,617**	**58.2%**	**90,083**	**529**	**431**	**985**	**6,870**	**79.0**	**56**

ALL-TIME CAREER RUSHERS

	PLAYER	YEARS	RSH	YDS	AVG	LONG	TDs	100-YD GAMES
1	Stewart, Jonathan	2008-2017	1,699	7,318	4.3	69t	51	16
2	Williams, DeAngelo	2006-2014	1,432	6,846	4.8	77	46	18
3	Newton, Cam	2011-2019	934	4,806	5.1	72t	58	3
4	Foster, DeShaun	2002-2007	851	3,336	3.9	71	10	7
5	McCaffrey, Christian	2017-2020	664	3,076	4.6	84t	28	10
6	Biakabutuka, Tshimanga	1996-2001	611	2,530	4.1	67t	14	7
7	Davis, Stephen	2003-2005	522	2,085	4.0	40	20	7
8	Lane, Fred	1997-1999	502	2,001	4.0	50	13	6
9	Johnson, Anthony	1995-1999	482	1,795	3.7	29	7	6
10	Goings, Nick	2001-2008	400	1,470	3.7	57t	6	5
11	Tolbert, Mike	2012-2016	289	992	3.4	29	13	0
12	Hoover, Brad	2000-2009	284	961	3.4	35	3	1
13	Moore, Derrick	1995	195	740	3.8	53t	4	2
14	Smith, Lamar	2002	209	737	3.5	59	7	1
15	Huntley, Richard	2001	165	665	4.0	25	2	1
16	Whittaker, Fozzy	2014-2018	121	536	4.4	25	2	1
17	Goodson, Mike	2009-2011	125	501	4.0	45	3	2
18	Artis-Payne, Cameron	2015-2018	118	491	4.2	43	5	0
19	Smith, Steve	2001-2013	57	387	6.8	39	2	0
20	Brown, Dee	2002	102	360	3.5	24	4	1
21	Samuel, Curtis	2017-2020	46	341	7.4	33	3	0
22	Beuerlein, Steve	1996-2000	109	305	2.8	20	3	0
23	Davis, Mike	2019-2020	66	274	4.2	25	2	0
24	Delhomme, Jake	2003-2009	152	260	1.7	13	5	0
25	Collins, Kerry	1995-1998	107	217	2.0	21	4	0
26	Moore, DJ	2018-2019	19	212	11.2	32	0	0
27	Griffith, Howard	1995-1996	77	204	2.6	15	2	0
28	Ginn Jr., Ted	2013, 15-16	22	187	8.5	43	0	0
29	Bonnafon, Reggie	2019-2020	28	185	6.6	59t	1	0
30	Oliver, Winslow	1996-1998	48	183	3.8	16	0	0
31	Floyd, William	1998-2000	79	182	2.3	16	7	0

ALL-TIME CAREER RUSHERS

	PLAYER	YEARS	RSH	YDS	AVG	LONG	TDs	100-YD GAMES
32	Christian, Bob	1995-1996	41	158	3.9	17	0	0
33	Greene, Scott	1996-1997	45	157	3.5	10t	1	0
34	Ismail, Raghib	1996-1998	15	154	10.3	36	1	0
35	Weinke, Chris	2001-2006	54	148	2.7	23	6	0
36	Brown, Corey	2014-2016	16	139	8.7	28	0	0
37	Sutton, Tyrell	2009-2010	25	139	5.6	32	0	0
38	Workman, Vince	1995	35	139	4.0	14	1	0
39	Allen, Kyle	2018-2019	37	125	3.4	17	3	0
40	Bridgewater, Teddy	2020	23	121	5.3	18t	1	0
41	LaFell, Brandon	2010-2013	6	110	18.3	60	0	0
42	Anderson, C.J.	2018	22	105	4.8	22	0	0
43	Fasani, Randy	2002	18	95	5.3	19	0	0
44	Thomas, Blair	1995	22	90	4.1	13	0	0
45	Hetherington, Chris	1999-2001	30	84	2.8	14	2	0
46	Reaves, Darrin	2014	31	78	2.5	9	0	0
47	Muhammad, Muhsin	1996-2004	11	64	5.8	20	0	0
48	Baldwin, Randy	1995	23	61	2.7	9	0	0
49	Smart, Rod	2002-2005	27	61	2.3	6	0	0
50	Carr, David	2007	17	59	3.5	15	0	0
51	Clausen, Jimmy	2010-2012	23	57	2.5	11	0	0
52	Harris, Joey	2004	15	53	3.5	19	0	0
53	Ogbonnaya, Chris	2014	14	50	3.6	9	1	0
54	Robertson, Jamal	2004-2005	14	41	2.9	11	1	0
55	Philyaw, Dino	1996	12	38	3.2	8	1	0
56	Lewis, Jeff	1999-2000	12	37	3.1	19	0	0
57	Wright, Jarius	2018-2019	3	32	10.7	34	0	0
58	Heinicke, Taylor	2018	5	31	6.2	19	0	0
59	Vaughan, Josh	2010-2011	10	31	3.1	9	1	0
60	Armah, Alex	2017-2020	19	31	1.6	4	3	0
61	Carruth, Rae	1996-1999	7	27	3.9	6	0	0
62	Clay, Kaelin	2017	2	27	13.5	29	0	0

ALL-TIME CAREER RUSHERS

	PLAYER	YEARS	RSH	YDS	AVG	LONG	TDs	100-YD GAMES
63	Moore, Matt	2007-2010	20	27	1.4	8	0	0
64	Bates, Michael	1996-2000	8	25	3.1	12	0	0
65	Craig, Dameyune	1999-2001	5	24	4.8	13	0	0
66	Shelton, Eric	2005-2006	8	23	2.9	9	0	0
67	Anderson, Derek	2011-2017	25	22	0.9	8	0	0
68	Fiammetta, Tony	2009-2010	7	22	3.1	11	0	0
69	Grier, Will	2019	7	22	3.1	11	0	0
70	Testaverde, Vinny	2007	9	22	2.4	16	0	0
71	Metcalf, Eric	1999	2	20	10.0	17	0	0
72	Montgomery, Joe	2002	7	20	2.9	5	0	0
73	Shepard, Russell	2017	2	19	9.5	11	0	0
74	Carter, Drew	2004-2007	2	18	9.0	11	0	0
75	Bennett, Brandon	2004	6	17	2.8	11	1	0
76	Cadet, Travaris	2018	11	17	1.5	5	0	0
77	Pilares, Kealoha	2011-2012	1	17	17.0	5	0	0
78	Cotchery, Jerricho	2014-2015	1	16	16.0	16	0	0
79	Jeffers, Patrick	1999-2001	2	16	8.0	23	0	0
80	Adams, Joe	2012	3	13	4.3	5	0	0
81	Brockel, Richie	2011-2015	4	13	3.3	7t	1	0
82	Peete, Rodney	2002-2004	23	13	0.6	10	0	0
83	Byrd, Damiere	2016-2018	1	12	12.0	12	0	0
84	Edwards, Armanti	2010-2013	2	12	6.0	7	0	0
85	Cannon, Trenton	2020	5	11	2.2	10	0	0
86	Hoard, Leroy	1996	5	11	2.2	5	0	0
87	Jarrett, Dwayne	2007-2010	1	11	11.0	11	0	0
88	Felton, Jerome	2011	3	10	3.3	4	0	0
89	Scarlett, Jordan	2019	4	9	2.3	6	0	0
90	Stone, Dwight	1995-1998	2	9	4.5	6	0	0
91	Lytle, Matt	2001	2	8	4.0	4	0	0
92	Barner, Kenjon	2013	6	7	1.2	2	0	0
93	Colbert, Kerry	2004-2007	1	6	6.0	6	0	0
94	Jones, Colin	2012-2019	1	5	5.0	5	0	0

ALL-TIME CAREER RUSHERS

	PLAYER	YEARS	RSH	YDS	AVG	LONG	TDs	100-YD GAMES
95	Senn, Jordan	2010-2013	1	5	5.0	5	0	0
96	Smith, Armond	2012-2013	7	5	0.7	5	0	0
97	Johnson, Keyshawn	2006	1	4	4.0	4	1	0
98	Anderson, Robby	2020	1	3	3.0	3	0	0
99	Haynes, Alex	2007	3	3	1.0	3	0	0
100	Murphy, Louis	2012	1	3	3.0	3	0	0
101	Reich, Frank	1995	1	3	3.0	3	0	0
102	Basanez, Brett	2006	1	2	2.0	2	0	0
103	Gettis, David	2010-2012	3	2	0.7	19	0	0
104	Guliford, Eric	1995	2	2	1.0	1	0	0
105	Avant, Jason	2014	1	1	1.0	1	0	0
106	Chinn, Jeremy	2020	1	1	1.0	1	0	0
107	Green, Willie	1995-1996	1	1	1.0	1	0	0
108	Proehl, Ricky	2003-2005	2	1	0.5	9	0	0
109	Baker, Jason	2005-2011	1	0	0.0	0	0	0
110	Poole, Tauren	2014	1	0	0.0	0	0	0
111	Sauerbrun, Todd	2001-2004	1	0	0.0	0	0	0
112	Nortman, Brad	2012-2015	1	-1	-1.0	-1	0	0
113	Webb, Joe	2014-2016	1	-1	-1.0	-1	0	0
114	Bono, Steve	1999	2	-2	-1.0	-1	0	0
115	Byrd, Isaac	2000-2002	2	-2	-1.0	-2	0	0
116	Presley, De'Andre	2014	1	-2	-2.0	-2	0	0
117	Rosario, Dante	2007-2010	1	-2	-2.0	-2	0	0
118	McCown, Josh	2008	4	-3	-0.8	0	0	0
119	Carrier, Mark	1995-1998	3	-4	-1.3	4	0	0
120	Hankton, Karl	2000-2006	2	-4	-2.0	2	0	0
121	Nakamura, Haruki	2012	1	-4	-4.0	-4	0	0
122	Walter, Ken	1997-2000	5	-5	-1.0	-5	0	0
	TOTAL		**11,387**	**47,228**	**4.1**	**77**	**350**	**94**

ALL-TIME CAREER RECEIVERS

	PLAYER	YEARS	REC	YDS	AVG	LONG	TDs	100-YD GAMES
1	Smith, Steve	2001-2013	836	12,197	14.6	80t	67	43
2	Muhammad, Muhsin	1996-04; 2008-09	696	9,255	13.3	72t	50	27
3	Olsen, Greg	2011-2019	524	6,463	12.3	78t	39	11
4	Walls, Wesley	1996-2002	324	3,902	12.0	54	44	3
5	McCaffrey, Christian	2017-2020	310	2,590	8.4	38	15	5
6	Carrier, Mark	1995-1998	176	2,547	14.5	66t	13	5
7	Moore, DJ	2018-2020	169	2,437	14.4	82	7	6
8	Benjamin, Kelvin	2014-2017	168	2,424	14.4	51	18	5
9	LaFell, Brandon	2010-2013	167	2,385	14.3	91t	13	2
10	Funchess, Devin	2015-2018	161	2,233	13.9	52	21	2
11	Ginn Jr., Ted	2013, 2015-2016	134	2,047	15.3	88t	19	2
12	Hayes, Donald	1998-2001	132	1,855	14.1	56t	7	2
13	Ismail, Raghib	1996-1998	117	1,657	14.2	62	10	5
14	Williams, DeAngelo	2006-2014	178	1,621	9.1	72t	7	1
15	Green, Willie	1995-1996	93	1,496	16.1	89t	9	5
16	Colbert, Keary	2004-2007	109	1,424	13.1	63	7	2
17	Mangum, Kris	1997-2006	151	1,424	9.4	35	9	0
18	Samuel, Curtis	2017-2020	127	1,419	11.2	53t	11	0
19	Proehl, Ricky	2003-2005	86	1,327	15.4	69	8	2
20	Stewart, Jonathan	2008-2017	162	1,295	8.0	55t	7	1
21	Jeffers, Patrick	1999-2001	77	1,209	15.7	88t	12	5
22	Cotchery, Jerricho	2014-2015	87	1,065	12.2	59	4	0
23	Hoover, Brad	2000-2009	145	1,046	7.2	34	6	0
24	Brown, Corey	2014-2016	79	1,019	12.9	47t	7	0
25	Foster, DeShaun	2002-2007	126	996	7.9	47	4	0
26	Carter, Drew	2004-2007	71	977	13.8	49	8	2
27	King, Jeff	2006-2010	112	923	8.2	31	9	0
28	Byrd, Isaac	2000-2002	73	897	12.3	42	4	0
29	Rosario, Dante	2007-2010	82	894	10.9	54	5	0
30	Goings, Nick	2001-2008	110	880	8.0	37	3	0
31	Johnson, Anthony	1995-1999	103	816	7.9	55	2	0

ALL-TIME CAREER RECEIVERS

	PLAYER	YEARS	REC	YDS	AVG	LONG	TDs	100-YD GAMES
32	Johnson, Keyshawn	2006	70	815	11.6	40	4	1
33	Dickson, Ed	2014-2017	67	807	12.0	64	5	1
34	Carruth, Rae	1997-1999	62	804	13.0	52	4	2
35	Biakabutuka, Tshimanga	1996-2001	77	789	10.2	47	3	0
36	Tolbert, Mike	2012-2016	94	771	8.2	40	6	0
37	Wright, Jarius	2018-2019	71	743	10.5	33	1	0
38	Anderson, Robby	2020	40	566	14.2	75t	1	3
39	Gettis, David	2010-2012	37	508	13.7	88	3	1
40	Thomas, Ian	2018-2020	58	508	8.8	31	4	0
41	Naanee, Legedu	2011	44	467	10.6	28	1	0
42	Shockey, Jeremy	2011	37	455	12.3	29	4	0
43	Guliford, Eric	1995	29	444	15.3	49	1	0
44	Jarrett, Dwayne	2007-2010	35	428	12.2	30t	1	0
45	Floyd, William	1998-2000	62	416	6.7	25	2	0
46	Bersin, Brenton	2014-2017	32	415	13.0	30	1	0
47	Whittaker, Fozzy	2014-2018	47	397	8.4	28t	2	0
48	Murphy, Louis	2012	25	336	13.4	55	1	0
49	Gaines, Michael	2004-2006	31	335	10.8	38	2	0
50	Goodson, Mike	2009-2011	43	329	7.7	32	0	0
51	Barnidge, Gary	2008-2012	18	320	17.8	55	1	0
52	Griffith, Howard	1995-1996	38	286	7.5	21	2	0
53	Greene, Scott	1996-1997	42	284	6.8	25	2	0
54	Lane, Fred	1997-1999	43	275	6.4	23	0	0
55	Hankton, Karl	2000-2006	20	267	13.4	31	0	0
56	Christian, Bob	1995-1996	29	255	8.8	23	1	0
57	Hetherington, Chris	1999-2001	37	240	6.5	19	1	0
58	Davis, Stephen	2003-2005	21	236	11.2	25	0	0
59	Davis, Mike	2019-2020	32	209	6.5	23	2	0
60	Shepard, Russell	2017	17	202	11.9	40t	1	0
61	Avant, Jason	2014	21	201	9.6	22	1	0
62	Oliver, Winslow	1996-1998	21	191	9.1	29	0	0
63	Smith, Torrey	2018	17	190	11.2	35	2	0
64	Hackett, DJ	2008	13	181	13.9	37	0	0
65	Metzelaars, Pete	1995	20	171	8.6	27	3	0

ALL-TIME CAREER RECEIVERS

	PLAYER	YEARS	REC	YDS	AVG	LONG	TDs	100-YD GAMES
66	Smith, Lamar	2002	20	167	8.4	58	0	0
67	Broughton, Luther	1997-1998; 2001	8	164	20.5	68t	1	0
68	Seidman, Mike	2003-2006	18	158	8.8	27	2	0
69	Beebe, Don	1995	14	152	10.9	24	1	0
70	Metcalf, Eric	1999	11	133	12.1	33	0	0
71	Sutton, Tyrell	2009-2010	18	132	7.3	14	0	0
72	Byrd, Damiere	2016-2018	12	129	10.8	21	2	0
73	Mills, Ernie	1997	11	127	11.5	37	1	0
74	Manhertz, Chris	2016-2020	10	125	12.5	50t	1	0
75	Wiggins, Jermaine	2002-2003	16	125	7.8	23	2	0
76	Edwards, Armanti	2010-2013	5	121	24.2	82	0	0
77	Zylstra, Brandon	2019-2020	8	106	13.3	40	0	0
78	Clowney, David	2010	6	102	17.0	31	0	0
79	Huntley, Richard	2001	21	101	4.8	23	1	0
80	Artis-Payne, Cam.	2015-2018	10	86	8.6	20	0	0
81	Brown, Dee	2002	17	86	5.1	15	1	0
82	Gardner, Rod	2005	9	84	9.3	15	1	0
83	Bonnafon, Reggie	2019	8	75	9.4	32	1	0
84	Workman, Vince	1995	13	74	5.7	14	0	0
85	Hogan, Chris	2019	8	67	8.4	13	0	0
86	Moore, Kenny	2008-2009	6	59	9.8	22	0	0
87	Clay, Kaelin	2017	5	57	11.4	15	0	0
88	Crawford, Casey	2000-2001	5	57	11.4	16	1	0
89	Hixon, Domenik	2013	7	55	7.9	14t	1	0
90	Kinchen, Brian	1999-2000	6	52	8.7	26t	2	0
91	White, DeAndrew	2019	4	51	12.8	18	0	0
92	Rasby, Walter	1995-1997	6	48	8.0	15	0	0
93	Uwaezuoke, Iheanyi	2000	4	46	11.5	21	0	0
94	Williams, Brandon	2013-2015	4	44	11.0	16	0	0
95	Pilares, Kealoha	2011-2012	2	42	21.0	36t	1	0
96	Bates, Michael	1996-2000	6	40	6.7	23	0	0
97	Fauria, Christian	2007	5	39	7.8	16	2	0
98	Biddle, Taye	2006	3	37	12.3	22	0	0
99	Robinson, Ryne	2007-2008	4	35	8.8	12	0	0

ALL-TIME CAREER RECEIVERS

	PLAYER	YEARS	REC	YDS	AVG	LONG	TDs	100-YD
100	Fiammetta, Tony	2009-2010	5	34	6.8	11	0	0
101	Newton, Cam	2011-2019	1	33	33.0	27	0	0
102	Campbell, Matt	1995-2000	3	32	10.7	12	0	0
103	Jones, Mark	2008	2	32	16.0	19	0	0
104	Roberts, Seth	2020	4	31	7.8	12	0	0
105	Reaves, Darrin	2014	5	31	6.2	16	0	0
106	Hartsock, Ben	2011-2013	2	30	15.0	25	0	0
107	Armah, Alex	2017-2020	4	25	6.3	14	0	0
108	Brockel, Richie	2011-2015	4	25	6.3	12	0	0
109	Anderson, C.J.	2018	1	24	24.0	24	1	0
110	Felton, Jerome	2011	2	24	12.0	17	0	0
111	Thomas, Blair	1995	3	24	8.0	14	0	0
112	Tillman, Lawyer	1995	2	22	11.0	12	0	0
113	Webb, Joe	2014-2016	2	19	9.5	16	0	0
114	Stone, Dwight	1995-1998	2	18	9.0	11	0	0
115	Smart, Rod	2002-2005	4	16	4.0	5	0	0
116	Cannon, Trenton	2020	2	15	7.5	19	0	0
117	Dyson, Kevin	2003	2	15	7.5	9	0	0
118	Haynes, Alex	2007	3	14	4.7	6	0	0
119	Kirkwood, Keith	2020	1	13	13.0	13	0	0
120	Cooper, Pharoh	2020	1	12	12.0	12	0	0
121	Moore, Derrick	1995	4	12	3.0	5	0	0
122	Barner, Kenjon	2013, 2018	3	10	3.3	5	0	0
123	Simonson, Scott	2015-2017	1	10	10.0	10	0	0
124	Adams, Joe	2012	1	7	7.0	7	0	0
125	Martin, Charly	2009-2010	1	6	6.0	6	0	0
126	Shelton, Eric	2006	1	6	6.0	6	0	0
127	Cadet, Travaris	2018	1	5	5.0	5	0	0
128	Ajirotutu, Seyi	2011	1	4	4.0	4	0	0
129	Craig, Dameyune	1999-2001	2	4	2.0	4	0	0
130	Dennis, Mark	1995-1996	1	3	3.0	3	0	0
131	Gross, Jordan	2003-13	0	1	0.0	1	0	0
132	Collins, Kerry	1995-1998	1	-11	-11.0	-11	0	0
	TOTAL		**7,617**	**90,083**	**11.8**	**91t**	**529**	**144**

ALL-TIME INTERCEPTIONS

	PLAYER	YEARS	INTS	YDS	AVG	LG	TDs
1	Gamble, Chris	2004-2012	27	326	12.1	61t	2
2	Davis, Eric	1996-2000	25	226	9.0	56t	2
3	Kuechly, Luke	2012-2019	18	153	8.5	32t	1
4	Minter, Mike	1997-2006	17	421	24.8	62	4
5	Marshall, Richard	2006-2010	14	315	22.5	73	2
5	Evans, Doug	1998-2001	14	162	11.6	49	1
7	Lucas, Ken	2005-2008	13	158	12.2	43	0
7	Davis, Thomas	2005-2018	13	79	6.1	31	0
9	Godfrey, Charles	2008-2014	11	179	16.3	38	1
9	Coleman, Kurt	2015-2017	11	146	13.3	37	2
9	Grant, Deon	2000-2003	11	137	12.5	43	0
12	Jackson, Donte	2018-2020	9	135	15.0	66	0
12	Beason, Jon	2007-2013	9	107	11.9	44	0
12	Manning, Ricky	2003-2005	9	99	11.0	30	1
15	Munnerlyn, Captain	2009-13; 2017-18	8	232	29.0	74t	5
15	Bradberry, James	2016-2019	8	53	6.6	29	0
17	Norman, Josh	2012-2015	7	172	24.6	46t	2
17	Maxie, Brett	1995-1996	7	94	13.4	49	0
17	Witherspoon, Will	2002-2005	7	93	13.3	35	1
17	Cota, Chad	1995-1997	7	91	13.0	35	0
17	Mills, Sam	1995-1997	7	86	12.3	36t	1
17	Martin, Sherrod	2009-2012	7	85	12.1	34	0
23	Boston, Tre	2014-2016; 2019	6	133	22.2	84t	1
23	Hitchcock, Jimmy	2000-2001	6	181	30.2	88t	1
23	Peppers, Julius	2002-09; 2017-18	6	177	29.5	97	2
23	Terrell, Pat	1995-1997	6	39	6.5	21	0
26	Morgan, Dan	2001-2007	5	56	11.2	22	0
26	Adams, Mike	2017-2018	5	53	10.6	40	0
26	Harris, Chris	2007-2009	5	49	9.8	30	0
26	Poole, Tyrone	1995-1997	5	43	8.6	35	0
26	Howard, Reggie	2001-2003	5	37	7.4	16	0

ALL-TIME INTERCEPTIONS

	PLAYER	YEARS	INTS	YDS	AVG	LG	TDs
31	Wallace, Al	2002-2006	4	96	24.0	53	0
31	Brady, Jeff	1998	4	85	21.3	43	0
31	Branch, Colin	2003-2006	4	79	19.8	76	0
31	Mitchell, Mike	2013	4	63	15.8	38	0
31	Harper, Roman	2014-2015	4	43	10.8	31t	1
37	McKyer, Tim	1995	3	99	33.0	96t	1
37	McCree, Marlon	2005	3	73	24.3	46	0
37	White, Melvin	2013-2014	3	32	10.7	23	0
37	Cook, Toi	1996-1997	3	28	9.3	22	0
37	Worley, Daryl	2016-2017	3	22	7.3	22	0
37	Cooper, Deke	2002; 2007	3	19	6.3	19	0
37	Jones, Colin	2012-2019	3	15	5.0	10	0
37	Anderson, James	2006-2012	3	6	2.0	5	0
37	Lester, Robert	2013-2014	3	5	1.7	5	0
46	Cason, Antoine	2014	2	81	40.5	80	0
46	Cockrell, Ross	2018-2019	2	70	35.0	37	0
46	Fields, Mark	2002-2004	2	51	25.5	30	0
46	Florence, Drayton	2013	2	40	20.0	38t	1
46	Nakamura, Haruki	2012	2	39	19.5	21	0
46	Buckner, Brentson	2001-2005	2	37	18.5	29	0
46	Alexander, Brent	1998-1999	2	18	9.0	18	0
46	Greene, Kevin	1996,98-99	2	18	9.0	18	0
46	Wells, Dean	1999-2001	2	15	7.5	14	0
46	McDaniel, Emmanuel	2002	2	13	6.5	13	0
46	Cousin, Terry	2002	2	4	2.0	4	0
46	Gilbert, Sean	1998-2002	2	4	2.0	4	0
46	Benwikere, Bené	2014-2016	2	1	0.5	1	0
46	Williams, Shaun	2006	2	1	0.5	1	0
46	Tillman, Charles	2015	2	0	0.0	0	0
61	Stanford, R.J.	2010-2011	1	53	53.0	53	0
61	Smith, Rod	1995-96,97-98	1	43	43.0	43	0

ALL-TIME INTERCEPTIONS

	PLAYER	YEARS	INTS	YDS	AVG	LG	TDs
61	Lofton, Steve	1995-96,98-99	1	42	42.0	42	0
61	Reid, Eric	2018-2019	1	39	39.0	39	0
61	DeCoud, Thomas	2014	1	35	35.0	35	0
61	McDowell, Bubba	1995	1	33	33.0	33	0
61	Kragen, Greg	1995-1997	1	29	29.0	29	0
61	Edwards, Dwan	2012-2015	1	27	27.0	27	0
61	Richardson, Damien	1998-2004	1	27	27.0	27	0
61	McClain, Robert	2010; 15-16	1	24	24.0	24	0
61	Veland, Tony	1998	1	24	24.0	24	0
61	Allen, Brian	2002-2004	1	21	21.0	21	0
61	Senn, Jordan	2009-2013	1	21	21.0	21	0
61	Nelson, Jonathan	2011	1	20	20.0	20	0
61	Williams, Teddy	2015-2017	1	19	19.0	19	0
61	Moorehead, Kindal	2003-2007	1	17	17.0	17	1
61	Thompson, Shaq	2015-2019	1	12	12.0	12	0
61	Barrow, Micheal	1997-1999	1	10	10.0	10	0
61	Burton, Shane	2002-2003	1	10	10.0	10	0
61	Hawkins, Artrell	2004	1	9	9.0	9	0
61	Kesier, Thomas	2011-2012	1	9	9.0	9	0
61	Klein, A.J.	2013-2015	1	8	8.0	8	0
61	Morton, Christian	2006	1	8	8.0	8	0
61	Ealy, Kony	2014-2016	1	7	7.0	7	0
61	McGill, Lenny	1998	1	6	6.0	6	0
61	Johnson, Ed	2010	1	5	5.0	5	0
61	Manuel, Marquand	2007	1	4	4.0	4	0
61	Lloyd, Greg	1998	1	3	3.0	3	0
61	King, Shawn	1995-1998	1	1	1.0	1	0
61	Lathon, Lamar	1995-1998	1	1	1.0	1	0
61	Anderson, Rashard	2000-2001	1	0	0.0	0	0
61	Brown, Everette	2009-2010	1	0	0.0	0	0
61	Burris, Juston	2020	1	0	0.0	0	0

ALL-TIME INTERCEPTIONS

	PLAYER	YEARS	INTS	YDS	AVG	LG	TDs
61	Chinn, Jeremy	2020	1	0	0.0	0	0
61	Diggs, Na'il	2006-2009	1	0	0.0	0	0
61	Elliott, Javien	2019	1	0	0.0	0	0
61	Navies, Hannibal	2000-2002	1	0	0.0	0	0
61	Obada, Efe	2018-2019	1	0	0.0	0	0
61	Pieri, Damon	1995-1997	1	0	0.0	0	0
61	Robinson, Eugene	2000	1	0	0.0	0	0
61	Rucker, Mike	1999-2007	1	0	0.0	0	0
61	Thomas, Josh	2011-13	1	0	0.0	0	0
61	Towns, Lester	2000-2003	1	0	0.0	0	0
61	Williams, Jay	2000-2002	1	0	0.0	0	0
61	Woodall, Lee	2000	1	0	0.0	0	0
61	Pugh, Jordan	2010-2011	1	-2	-2.0	-2	0
	TOTAL		**404**	**5,613**	**13.9**	**97**	**31**

THE LAST TIME

BY PANTHERS		BY OPPONENT
	RUSHING	
* Never Has Happened *	300 YARDS RUSHING	* Never Has Happened *
210 yards, DeAngelo Williams @ New Orleans, 12/30/12	200 YARDS RUSHING	205 yards, Matt Forte @ Chicago, 10/02/11
108 yards, Christian McCaffrey @ Green Bay, 11/10/19	100 YARDS RUSHING	121 yards, Todd Gurley II @ Atlanta, 10/11/20
152 yards/110 yards, DeAngelo Williams/Jonathan Stewart @ Tampa Bay, 10/18/09	TWO 100-YARD RUSHERS	147 yards/118 yards, Le'Veon Bell/LeGarrette Blount vs. Pittsburgh, 09/21/14
* Never Has Happened *	FIVE TOUCHDOWNS RUSHING	* Never Has Happened *
4 tds, DeAngelo Williams: (13, 5, 1, 30) @ N.Y. Giants, 12/21/08	FOUR TOUCHDOWNS RUSHING	4 tds, Michael Turner: (1, 4, 1, 16) @ Atlanta, 11/23/08
3 tds, Jonathan Stewart: (60, 1, 1) vs. Minnesota, 12/10/17	THREE TOUCHDOWNS RUSHING	3 tds, Josh Jacobs: (7, 1, 6) vs. Las Vegas, 09/13/20
2 tds, Christian McCaffrey: (1, 7) @ Tampa Bay, 09/20/20	TWO TOUCHDOWNS RUSHING	2 tds, Leonard Fournette: (1, 46) @ Tampa Bay, 09/20/20
Jonathan Stewart: (2, 4)/DeAngelo Williams: (16, 36) vs. Tampa Bay, 12/08/08	TWO PLAYERS WITH TWO TD RUSHING	* Never Has Happened *
* Never Has Happened *	THREE PLAYERS WITH ONE TD RUSHING	* Never Has Happened *
52 yards, Mike Davis vs. Chicago, 10/18/20	50-74 YARD RUSHING	58 yards, David Montgomery vs. Chicago, 10/18/20
89 yards, Mike Davis @ Atlanta, 10/11/20	75+ YARD RUSHING	121 yards, Todd Gurley II @ Atlanta, 10/11/20
285 yards, Carolina 34, Jacksonville 27 vs. Jacksonville, 10/06/19	200-299 YARDS RUSHING (TEAM)	218 yards, Indianapolis 38, Carolina 6 @ Indianapolis, 12/22/19
285 yards, Carolina 34, Jacksonville 27 vs. Jacksonville, 10/06/19	200+ YARDS RUSHING (TEAM)	218 yards, Indianapolis 38, Carolina 6 @ Indianapolis, 12/22/19
* Never Has Happened *	300+ YARDS RUSHING (TEAM)	301 yards, N.Y. Giants 34, Carolina 28 @ N.Y. Giants, 12/21/08
	RECEIVING	
120 yards/109 yards, DJ Moore/Robby Anderson @ Tampa Bay, 09/20/20	TWO 100-YARD RECEIVERS	107 yards/103 yards, Tyler Lockett/David Moore vs. Seattle, 11/25/18
201 yards, Steve Smith vs. Minnesota, 10/30/05	200 YARDS RECEIVING	300 yards, Julio Jones @ Atlanta, 10/02/16
112 yards, Robby Anderson @ Atlanta, 10/11/20	100 YARDS RECEIVING	136 yards, Calvin Ridley @ Atlanta, 10/11/20
* Never Has Happened *	FIVE TOUCHDOWN RECEPTIONS	* Never Has Happened *
* Never Has Happened *	FOUR TOUCHDOWN RECEPTIONS	* Never Has Happened *
3 tds, Steve Smith: (7, 12, 74) vs. Houston, 09/16/07	THREE TOUCHDOWN RECEPTIONS	3 tds, Hakeem Nicks: (26, 19, 5) @ N.Y. Giants, 09/12/10
2 tds, DJ Moore: (51, 2) @ New Orleans, 11/24/19	TWO TOUCHDOWN RECEPTIONS	2 tds, DJ Chark Jr.: (37, 11) vs. Jacksonville, 10/06/19
Patrick Jeffers: (40, 32)/Wesley Walls: (37, 15) vs. New Orleans, 01/02/00	TWO PLAYERS WITH TWO TD RECEPTIONS	O.J. Howard: (4, 3)/Adam Humphries: (5, 30) vs. Tampa Bay, 11/04/18
	PASSING	
* Never Has Happened *	500 YARDS PASSING	503 yards, Matt Ryan @ Atlanta, 10/02/16
432 yards, Cam Newton vs. Green Bay, 09/18/11	400 YARDS PASSING	400 yards, Jameis Winston @ Tampa Bay, 10/13/19
313 yards, Teddy Bridgewater @ Atlanta, 10/11/20	300 YARDS PASSING	330 yards, Justin Herbert @ L.A. Chargers, 09/27/20
5 tds, Cam Newton: (3, 37, 14, 20, 14) @ N.Y. Giants, 12/20/15	FIVE TOUCHDOWN PASSES	5 tds, Ben Roethlisberger: (75, 53, 12, 8, 6) @ Pittsburgh, 11/08/18
4 tds, Kyle Allen: (5, 52, 3, 3) @ Arizona, 09/22/19	FOUR TOUCHDOWN PASSES	4 tds, Ryan Fitzpatrick: (4, 3, 5, 30) vs. Tampa Bay, 11/04/18
3 tds, Kyle Allen: (51, 1, 2) @ New Orleans, 11/24/19	THREE TOUCHDOWN PASSES	3 tds, Kyler Murray: (3, 3, 2) vs. Arizona, 10/04/20
* Never Has Happened *	FOUR OR MORE INTERCEPTION GAME	* Never Has Happened *
3 int, Deon Grant @ Minnesota, 09/22/02	THREE INTERCEPTION GAME	3 int, Andrew Adams @ Tampa Bay, 12/02/18
2 int, James Bradberry @ Tampa Bay, 10/13/19	TWO INTERCEPTION GAME	2 int, Pierre Desir @ Indianapolis, 12/22/19
* Never Has Happened *	SEVEN+ INTERCEPTIONS THROWN	* Never Has Happened *
* Never Has Happened *	SIX INTERCEPTIONS THROWN	6 ints, Chris Chandler vs. St. Louis, 12/12/04

THE LAST TIME

* Never Has Happened *	FIVE INTERCEPTIONS THROWN	5 ints, Jameis Winston @ Tampa Bay, 10/13/19
4 ints, Kyle Allen vs. Atlanta, 11/17/19	FOUR INTERCEPTIONS THROWN	4 ints, Andy Dalton vs. Cincinnati, 09/23/18
3 ints, Will Grier @ Indianapolis, 12/22/19	THREE INTERCEPTIONS THROWN	3 ints, Aaron Rodgers vs. Green Bay, 12/17/17
2 ints, Teddy Bridgewater vs. Chicago, 10/18/20	TWO INTERCEPTIONS THROWN	2 ints, Ryan Tannehill vs. Tennessee, 11/03/19
	COMBINED YARDS	
108 yards/307 yards, Christian McCaffrey/Kyle Allen @ Green Bay, 11/10/19	100-YARD RUSHER AND 300-YARD PASSER	108 yards/374 yards, Leonard Fournette/Gardner Minshew II vs. Jacksonville, 10/06/19
112 yards/313 yards, Robby Anderson/Teddy Bridgewater @ Atlanta, 10/11/20	100-YARD RECEIVER AND 300-YARD PASSER	132 yards/330 yards, Keenan Allen/Justin Herbert @ L.A. Chargers, 09/27/20
108 yards/120 yards, Christian McCaffrey/DJ Moore @ Green Bay, 11/10/19	100-YARD RUSHER AND 100-YARD RECEIVER	121 yards/136 yards, Todd Gurley II/Calvin Ridley @ Atlanta, 10/11/20
108 yards/307 yards/120 yards, Christian McCaffrey/Kyle Allen DJ Moore @ Green Bay, 11/10/19	100-YARD RUSHER, 300-YARD PASSER, 100-YARD RECEIVER	108 yards/374 yards/164 yards, Leonard Fournette/Gardner Minshew II DJ Chark Jr. vs. Jacksonville, 10/06/19
	SPECIAL TEAMS	
103 yards, Damiere Byrd: 7-P.Murray kicks 68 yards from TB 35 to CAR -3. 18-D.Byrd for 103 yards, TOUCHDOWN. vs. Tampa Bay, 12/24/17	KICKOFF RETURNED FOR A TOUCHDOWN	99 yards, Andre Roberts: 9-G.Gano kicks 64 yards from CAR 35 to WAS 1. 12-A.Roberts for 99 yards, TOUCHDOWN. vs. Washington, 11/22/15
60 yards, Kaelin Clay: (10:09) 4-L.Edwards punts 37 yards to CAR 40, Center-42-T.Hennessy. 12-K.Clay for 60 yards, TOUCHDOWN. @ N.Y. Jets, 11/26/17	PUNT RETURNED FOR A TOUCHDOWN	71 yards, Nyheim Hines: (7:34) (Punt formation) 5-M.Palardy punts 53 yards to IND 29, Center-44-J.Jansen. 21-N.Hines for 71 yards, TOUCHDOWN. @ Indianapolis, 12/22/19
* Never Has Happened *	BLOCKED FIELD GOAL RETURNED FOR A TOUCHDOWN	* Never Has Happened *
* Never Has Happened *	BLOCKED PUNT RETURNED FOR A TOUCHDOWN	Adam Thielen: (7:09) (Punt formation) 8-B.Nortman punt is BLOCKED by 19-A.Thielen, Center-44-J.Jansen, RECOVERED by MIN-19-A.Thielen at CAR 30. 19-A.Thielen for 30 yards, TOUCHDOWN. @ Minnesota, 11/30/14
50 yards, Joey Slye: (4:21) (Field Goal formation) 4-J.Slye 50 yard field goal is GOOD, Center-44-J.Jansen, Holder-5-M.Palardy. @ Indianapolis, 12/22/19	MADE FIELD GOAL OF 50 YARDS OR LONGER	55 yards, Cairo Santos: (:07) 2-C.Santos 55 yard field goal is GOOD, Center-48-P.Scales, Holder-16-P.O'Donnell. vs. Chicago, 10/18/20
56 yards, Joey Slye: (3:05) 4-J.Slye 56 yard field goal is BLOCKED (93-C.Campbell), Center-44-J.Jansen, Holder-5-M.Palardy. vs. Jacksonville, 10/06/19	BLOCKED FIELD GOAL	49 yards, Dustin Hopkins: (:10) 3-D.Hopkins 49 yard field goal is BLOCKED (77-K.Love), Center-57-N.Sundberg, Holder-5-T.Way, recovered by WAS-72-D.Penn at CAR 32. 72-D.Penn to CAR 30 for 2 yards (25-E.Reid). vs. Washington, 12/01/19
Brad Nortman: (9:45) (Punt formation) 8-B.Nortman punt is BLOCKED by 54-J.Brinkley, Center-44-J.Jansen, RECOVERED by MIN-97-E.Griffen at CAR 43. 97-E.Griffen for 43 yards, TOUCHDOWN. @ Minnesota, 11/30/14	BLOCKED PUNT	Johnny Hekker: (13:45) 6-J.Hekker punt is BLOCKED by 56-J.Carter, Center-44-J.McQuaide, RECOVERED by CAR-39-R.Bonnafon at LA 9. 39-R.Bonnafon to LA 5 for 4 yards (6-J.Hekker). vs. L.A. Rams, 09/08/19
Joey Slye: 4-J.Slye extra point is No Good, Wide Left, Center-44-J.Jansen, Holder-3-J.Charlton. vs. Las Vegas, 09/13/20	MISSED POINT AFTER TOUCHDOWN ATTEMPT	Jason Myers: 5-J.Myers extra point is No Good, Hit Right Upright, Center-69-T.Ott, Holder-4-M.Dickson. vs. Seattle, 12/15/19
Matt Bryant: 3-M.Bryant extra point is Blocked (90-J.Peppers), Center-48-A.Economos, Holder-9-J.Bidwell. vs. Tampa Bay, 12/08/08	POINT AFTER TOUCHDOWN ATTEMPT BLOCKED	Joey Slye: 4-J.Slye extra point is Blocked (98-I.Rochell), Center-44-J.Jansen, Holder-3-J.Charlton. DEFENSIVE TWO-POINT ATTEMPT. 24-N.Adderley recovered the blocked kick. ATTEMPT FAILS. @ L.A. Chargers, 09/27/20
Jermaine Carter Jr.: (Onside Kick formation) 5-M.Palardy kicks onside 13 yards from CAR 35 to CAR 48. RECOVERED by CAR-56-J.Carter. vs. Washington, 12/01/19	SUCCESSFUL ONSIDE KICK	Marwin Evans: 2-M.Crosby kicks onside 13 yards from GB 35 to GB 48, impetus ends at 50. RECOVERED by GB-25-M.Evans. vs. Green Bay, 12/17/17
5 fg, Joey Slye: (29, 24, 30, 22, 31) @ L.A. Chargers, 09/27/20	FIVE FIELD GOALS	5 fg, Matt Bryant: (30, 42, 30, 56, 33) @ Atlanta, 12/31/17
4 fg, Joey Slye: (32, 37, 54, 51) vs. Tampa Bay, 09/12/19	FOUR FIELD GOALS	4 fg, Younghoe Koo: (37, 35, 29, 50) @ Atlanta, 12/08/19
3 fg, Joey Slye: (21, 20, 48) vs. Chicago, 10/18/20	THREE FIELD GOALS	3 fg, Cairo Santos: (31, 55, 31) vs. Chicago, 10/18/20
	TEAM/MISCELLANEOUS	
548 yards, Carolina 548, Miami 313 vs. Miami, 11/13/17	500 TOTAL YARDS OF OFFENSE	507 yards, Jacksonville 507, Carolina 445 vs. Jacksonville, 10/06/19
437 yards, Carolina 437, Atlanta 369 @ Atlanta, 10/11/20	400 TOTAL YARDS OF OFFENSE	436 yards, L.A. Chargers 436, Carolina 302 @ L.A. Chargers, 09/27/20

THE LAST TIME

ST: (1:17) (Shotgun) J.Stewart right tackle for 2 yards, TOUCHDOWN.ST: (10:07) T.Moton reported in as eligible. C.Newton left end for 1 yard, TOUCHDOWN.DEF: (12:16) J.McCown sacked at NYJ 36 for -9 yards (W.Horton). FUMBLES (W.Horton) [W.Horton], touched at NYJ 36, RECOVERED by CAR-L.Kuechly at NYJ 34. L.Kuechly for 34 yards, TOUCHDOWN.OFF: (10:09) L.Edwards punts 37 yards to CAR 40, Center-T.Hennessy. K.Clay for 60 yards, TOUCHDOWN. @ N.Y. Jets, 11/26/17	TOUCHDOWN ON OFFENSE, DEFENSE AND SPECIAL TEAMS	ST: (11:31) D.Sproles left end for 8 yards, TOUCHDOWN.ST: (11:37) (No Huddle, Shotgun) M.Sanchez pass short left to J.Matthews for 13 yards, TOUCHDOWN.ST: (7:42) (Shotgun) L.McCoy up the middle for 1 yard, TOUCHDOWN.ST: (11:50) (No Huddle, Shotgun) M.Sanchez pass short right to J.Matthews for 18 yards, TOUCHDOWN.DEF: (2:21) (Shotgun) C.Newton pass short right intended for J.Avant INTERCEPTED by B.Fletcher at CAR 34. B.Fletcher for 34 yards, TOUCHDOWN.OFF: (3:46) B.Nortman punts 55 yards to PHI 35, Center-J.Jansen. D.Sproles for 65 yards, TOUCHDOWN. @ Philadelphia, 11/10/14
Teddy Bridgewater: TWO-POINT CONVERSION ATTEMPT. 5-T.Bridgewater pass to 11-R.Anderson is complete. ATTEMPT SUCCEEDS. vs. Las Vegas, 09/13/20	MADE TWO-POINT CONVERSION	Jameis Winston/Jameis Winston: (Pass formation) TWO-POINT CONVERSION ATTEMPT. 3-J.Winston rushes right end. ATTEMPT SUCCEEDS.(Pass formation) TWO-POINT CONVERSION ATTEMPT. 3-J.Winston pass to 13-M.Evans is complete. ATTEMPT SUCCEEDS. @ Tampa Bay, 10/13/19
Kyle Allen: TWO-POINT CONVERSION ATTEMPT. 7-K.Allen pass to 12-D.Moore is incomplete. ATTEMPT FAILS. CAR-12-D.Moore was injured during the play. @ New Orleans, 11/24/19	FAILED TWO-POINT CONVERSION	Justin Herbert: (Pass formation) TWO-POINT CONVERSION ATTEMPT. 10-J.Herbert pass to 13-K.Allen is incomplete. ATTEMPT FAILS. @ L.A. Chargers, 09/27/20
Carolina 52, Cincinnati 31 vs. Cincinnati, 12/08/02	50 POINTS	San Francisco 51, Carolina 13 @ San Francisco, 10/27/19
Carolina 42, Tampa Bay 28 vs. Tampa Bay, 11/04/18	40 POINTS	New Orleans 42, Carolina 10 vs. New Orleans, 12/29/19
Carolina 29, Indianapolis 26 vs. Indianapolis, 11/02/15	OVERTIME WIN	Tampa Bay 27, Carolina 21 vs. Tampa Bay, 11/18/12
Tampa Bay 27, Carolina 21 vs. Tampa Bay, 11/18/12	OVERTIME LOSS	Carolina 29, Indianapolis 26 vs. Indianapolis, 11/02/15
Cincinnati 37, Carolina 37 @ Cincinnati, 10/12/14	OVERTIME TIE	Cincinnati 37, Carolina 37 @ Cincinnati, 10/12/14
0 to, Las Vegas 34, Carolina 30 vs. Las Vegas, 09/13/20	NO TURNOVERS	0 to, Carolina 23, Atlanta 16 @ Atlanta, 10/11/20

UPDATED PLAYER BIOS



ROBBY ANDERSON

6'3" // 190

TEMPLE

FORT LAUDERDALE, FLA.

11

WR

EXPERIENCE (YEARS)		BIRTHDATE	ACQUIRED
NFL	PANTHERS		
5	1	5.9.93	UFA-20 NYJ

NFL RANKINGS

- One of eight NFL receivers with at least 50 catches, 750 yards and five touchdowns in each of the last three seasons.

PRO CAREER

- Played in all 16 games with the Jets in 2019, including 15 starts...Totaled 52 receptions for 779 yards and five touchdowns...Tied his career-high receiving average of 15.0 yards per catch...Recorded a 92-yard scoring reception against Dallas in Week 5 to mark the second-longest pass play in Jets history...Became the 5th undrafted free agent since 1970 to reach 3,000 receiving yards in his first four seasons.
- Appeared in 14 games with nine starts for the Jets in 2018...Hauled in 50 passes for 752 yards and six touchdowns to lead the team in all categories...Registered the best receiving average of his career with 15.0 yards per catch…Registered four touchdowns of at least 30 yards, including a career-long 76-yard score.
- Started 15 of 16 games for the Jets in 2017...Led the team with a career-high 941 receiving yards and seven touchdowns, and finished second on the squad with 63 receptions...Finished third among all second-year players in receptions and receiving yards, while tying for first in touchdowns...Six of his team-best seven touchdown receptions came in a five-game span from Week 7 to Week 12...Along with WR Jermaine Kearse, part of the only duo in the NFL to both record 100 receiving yards in back-to-back games during the 2017 season, while the pair were just one of seven duos in the league to each record 60 receptions.
- Saw action in all 16 games as a rookie with the Jets in 2016...Made eight starts...Finished the year with 42 receptions for 587 yards and two touchdowns...His 587 receiving yards were the most by an undrafted Jets rookie receiver since 2000, and ranked seventh overall in receiving yardage by a rookie in franchise history…Posted four receptions of 40+ yards as a rookie, trailing only Odell Beckham, Jr. (six), Amari Cooper (six) and Martavis Bryant (five) among rookie receivers the last three seasons.

TRANSACTIONS

Signed with the New York Jets as an undrafted free agent (5/5/16)...Signed as an unrestricted free agent with Carolina (4/1/20).

COLLEGE & PERSONAL

Played two years at Temple under current Panthers head coach Matt Rhule...Totaled 114 receptions for 1,730 yards and 16 touchdowns in his career...Ranks eighth in receiving yards in Temple history (1,730) and still holds the single-game school record for receiving yards (239)...Was the Owls leading receiver in seven games as a senior in 2015...Led the Owls in receptions, receiving yards, and touchdowns...Set career highs in receptions (70) and yards (939) in a season - both rank second on the school's all-time list...Selected to play in the East-West Shrine Game...Missed his junior season in 2014 due to being ruled academically ineligible...As a sophomore in 2013 spent time with the second team defense at cornerback in the spring, but quit the team and returned home to Florida...Stayed in contact with Coach Rhule and asked to return to the team in late summer as a non-scholarship athlete...Worked at wide receiver upon his return...Had his breakout game at SMU shattering the school record with 239 receiving yards...Closed the season with his first career three-touchdown game at Memphis giving him nine touchdowns in the final five games...Played in the first six games mostly on special teams as a redshirt freshman in 2012...Redshirted in 2011. Attended Plantation High in Davie, Florida...Also lettered in track...Majored in criminal justice at Temple.

REGULAR SEASON COMPARISON: RECEIVING - NEW ORLEANS SAINTS

DATE	OPP	W/L	GP/GS	REC	YDS.	AVG.	TD	LG	TGTS	YAC
12/17/17	NYJ @ NO	L	S	5	40	8.0	0	15	12	19
TOTALS		**0/1**	**1/1**	**5**	**40**	**8.0**	**0**	**15**	**12**	**19**

ROBBY ANDERSON'S NFL REGULAR SEASON RUSHING/RECEIVING STATISTICS

				RECEIVING					RUSHING				
DATE	TEAM	GP	GS	NO.	YDS.	AVG.	LG	TD	NO.	YDS.	AVG.	LG	TD
2016	Jets	16	8	42	587	14.0	52	2	3	42	14.0	30	0
2017	Jets	16	15	63	941	14.9	69t	7	3	9	3.0	7	0
2018	Jets	14	9	50	752	15.0	76t	6	2	-8	-4.0	1	0
2019	Jets	16	15	52	779	15.0	92t	5	1	4	4.0	4	0
2020	Panthers	6	6	40	566	14.2	75t	1	1	3	3.0	3	0
NFL TOTALS		**68**	**53**	**247**	**3,625**	**14.7**	**92t**	**21**	**10**	**50**	**5.0**	**30**	**0**

ROBBY ANDERSON'S NFL REGULAR SEASON RETURN STATISTICS

		KICKOFF RETURNS					PUNT RETURNS					
DATE	TEAM	RET.	YDS.	AVG.	LG	TD	NO.	FC	YDS.	AVG.	LG	TD
2016	Jets	0	0	0.0	0	0	0	0	0	0.0	0	0
2017	Jets	0	0	0.0	0	0	0	0	0	0.0	0	0
2018	Jets	1	13	13.0	13	0	0	0	0	0.0	0	0
2019	Jets	0	0	0.0	0	0	0	0	0	0.0	0	0
2020	Panthers	0	0	0.0	0	0	0	0	0	0.0	0	0
NFL TOTALS		**1**	**13**	**13.0**	**13**	**0**	**0**	**0**	**0**	**0.0**	**0**	**0**

SINGLE-GAME HIGHS: RUSHING/RECEIVING

Rush Attempts	2 at San Francisco 49ers, Dec 11, 2016
Rushing Yards	30 vs. Baltimore Ravens, Oct 23, 2016
Longest Runs	30 vs. Baltimore Ravens, Oct 23, 2016
Receptions	9 at Tampa Bay Buccaneers, Sep 20, 2020 ...1 more at 9.
Receiving Yards	146 vs. Carolina Panthers, Nov 26, 2017
Longest Receptions	92t vs. Dallas Cowboys, Oct 13, 2019
Receiving TDs	2 vs. Denver Broncos, Oct 07, 2018 ...1 more at 2.
All-purpose yards	153 vs. Green Bay Packers, Dec 23, 2018
Kickoff Returns	1 vs. Green Bay Packers, Dec 23, 2018
Kickoff Return Yards	13 vs. Green Bay Packers, Dec 23, 2018
Longest Kickoff Return	13 vs. Green Bay Packers, Dec 23, 2018
Miscellaneous Tackles	2 at Jacksonville Jaguars, Oct 27, 2019 ...1 more at 2.
Most TDs	2 vs. Denver Broncos, Oct 07, 2018 ...1 more at 2.

100-YARD RECEIVING GAMES (11): REGULAR SEASON

DATE	TEAM	NO.	YDS.	AVG.	LG	TD
10/29/17	FALCONS	6	104	17.3	32	1
11/26/17	PANTHERS	6	146	24.3	54t	2
12/03/17	CHIEFS	8	107	13.4	26	0
10/07/18	BRONCOS	3	123	41.0	76t	2
12/23/18	PACKERS	9	140	15.6	33t	1
10/13/19	COWBOYS	5	125	25.0	92t	1
12/01/19	at Bengals	7	101	14.4	20	0
12/08/19	DOLPHINS	7	117	16.7	39	1
09/13/20	RAIDERS	6	114	19.0	75t	1
09/20/20	at Buccaneers	9	109	12.1	39	0
10/11/20	at Falcons	8	112	14.0	29	0

2020 GAME-BY-GAME REGULAR SEASON STATISTICS (PANTHERS)

			RECEIVING					RUSHING						
DATE	OPPONENT	P/S	NO.	YDS.	AVG.	LG	TD	NO.	YDS.	AVG.	LG	TD	W/L	SCORE
09/13	Raiders	S	6	114	19.0	75t	1	0	0	0.0	0	0	L	30-34
09/20	at Buccaneers	S	9	109	12.1	39	0	0	0	0.0	0	0	L	17-31
09/27	at Chargers	S	5	55	11.0	18	0	0	0	0.0	0	0	W	21-16
10/04	Cardinals	S	8	99	12.4	24	0	0	0	0.0	0	0	W	31-21
10/11	at Falcons	S	8	112	14.0	29	0	1	3	3.0	3	0	W	23-16
10/18	Bears	S	4	77	19.3	39	0	0	0	0.0	0	0	L	16-23
2020 TOTALS		**6-6**	**40**	**566**	**14.2**	**75t**	**1**	**1**	**3**	**3.0**	**3**	**0**	**3-3**	

ELI APPLE

6'1" // 203

OHIO STATE

VOORHEES, N.J.

20

CB

EXPERIENCE (YEARS)		BIRTHDATE	ACQUIRED
NFL	PANTHERS		
5	1	8.9.95	FA-20

NFL RANKINGS

- Since 2016, Apple is tied for seventh among cornerbacks with 216 total tackles.

PRO CAREER

- In 2019 with New Orleans, Apple started in 15 games, recorded 58 tackles, had four passes defensed and a forced fumble.
- Came to New Orleans midway through the 2018 season after being traded by the New York Giants…He made 52 tackles, tying for the team lead with two interceptions and adding nine passes defensed and one forced fumble in just ten contests as the Saints advanced to the NFC Championship game.
- In 2017, he played in 11 games with seven starts for the Giants and recorded 49 tackles (41 solo), eight passes defensed and two fumble recoveries.
- In his rookie season in 2016, he played in 14 regular season games with 11 starts…Finished the regular season with 49 tackles (41 solo), seven passes defensed, one interception, one forced fumble and two fumble recoveries on defense, and two tackles and a fumble recovery on special teams.

TRANSACTIONS

Selected by the New York Giants in the first round (10th overall) of the 2016 NFL Draft...Traded from the Giants to the Saints (10/23/18)...Signed as a free agent with Carolina (5/29/20)...Placed on Carolina's reserve/injured list (9/7/20)...Activated from Carolina's reserve/injured list (10/3/20).

COLLEGE & PERSONAL

Played in 28 career games with 27 starts in two seasons at Ohio State (2014-15) and finished his college career with 86 tackles (56 solo), including 7.5 stops for losses, four interceptions and 18 passes defensed...Named second-team All-Big Ten in 2015 by league coaches, and a freshman All-America in 2014 after a campaign in which he had 53 tackles, and was among the top ten in the conference with 13 passes defensed...In 2015, started all 13 games and had 33 tackles (23 solo), including two for loss and nine passes defensed (eight breakups and one interception)...As a redshirt freshman in 2014, played in 15 games with 14 starts in Ohio State's national championship season...Finished the season as one of the top ten tacklers on the team with 53 stops, including 5.5 tackles for losses, and had 13 passes defensed (ten breakups, three interceptions)...Majored in sports industry...Attended Eastern HS in Voorhees, N.J.

REGULAR SEASON COMPARISON: DEFENSIVE - NEW ORLEANS SAINTS

										TACKLES			MISC		
DATE	OPP	W/L	GP/GS	TOT	SOLO	ASST	SACK	YDS.	INT	TFL	PD	QBH	TD	FF	FR
9/18/16	NYG vs. NO	W	P	7	6	1	0.0	0	0	0	1	0	0	0	0
TOTALS		**1/0**	**1/0**	**7**	**6**	**1**	**0.0**	**0**	**0**	**0**	**1**	**0**	**0**	**0**	**0**

ELI APPLE'S NFL REGULAR SEASON DEFENSIVE STATISTICS

				TACKLES								INTERCEPTIONS					O. FUMB			ST				
DATE	TEAM	GP	GS	TK	S	A	TFL	YDS	SK	YDS	QBH	NO	YDS	LG	TD	PD	FF	FR	YDS	TK	S	A	FF	FR
2016	Giants	14	11	49	41	8	4	4	0.0	0.0	0	1	0	0	0	7	1	1	0	2	0	2	0	1
2017	Giants	11	7	49	41	8	0	0	0.0	0.0	1	0	0	0	0	8	0	2	0	0	0	0	0	0
2018	Giants	5	5	22	20	2	0	0	0.0	0.0	0	0	0	0	0	5	1	1	0	1	0	1	0	0
2018	Saints	10	10	52	42	10	0	0	0.0	0.0	0	2	29	29	0	9	0	1	2	0	0	0	0	0
2018	TOTAL	15	15	74	62	12	0	0	0.0	0.0	0	2	29	29	0	14	1	2	2	1	0	1	0	0
2019	Saints	15	15	58	53	5	0	0	0.0	0.0	1	0	0	0	0	4	1	0	0	0	0	0	0	0
2020	Panthers	1	0	0	0	0	0	0	0.0	0.0	0	0	0	0	0	0	0	0	0	0	0	0	0	0
NFL TOTALS		**56**	**48**	**230**	**197**	**33**	**4**	**4**	**0.0**	**0.0**	**2**	**3**	**29**	**29**	**0**	**33**	**3**	**5**	**2**	**3**	**0**	**3**	**0**	**1**

ELI APPLE'S NFL POSTSEASON DEFENSIVE STATISTICS

				TACKLES								INTERCEPTIONS					O. FUMB			ST				
DATE	TEAM	GP	GS	TK	S	A	TFL	YDS	SK	YDS	QBH	NO	YDS	LG	TD	PD	FF	FR	YDS	TK	S	A	FF	FR
2016	Giants	1	1	4	4	0	0	0	0.0	0.0	0	0	0	0	0	1	0	0	0	0	0	0	0	0
2018	Saints	2	2	8	7	1	0	0	0.0	0.0	1	0	0	0	0	1	0	0	0	0	0	0	0	0
2019	Saints	0	0	0	0	0	0	0	0.0	0.0	0	0	0	0	0	0	0	0	0	0	0	0	0	0
NFL TOTALS		**3**	**3**	**12**	**11**	**1**	**0**	**0**	**0.0**	**0.0**	**1**	**0**	**0**	**0**	**0**	**2**	**0**	**0**	**0**	**0**	**0**	**0**	**0**	**0**

SINGLE-GAME HIGHS: DEFENSIVE

Total Tackles 10 vs. Atlanta Falcons, Nov 22, 2018
Passes Defensed 3 vs. Philadelphia Eagles, Oct 11, 2018
...1 more at 3.
Forced Fumbles 1 at Seattle Seahawks, Sep 22, 2019
...2 more at 1.
Fumble Recoveries 1 vs. Atlanta Falcons, Nov 22, 2018
...4 more at 1.
Tackles For Loss 2 vs. Detroit Lions, Dec 18, 2016

Interceptions 1 at Carolina Panthers, Dec 17, 2018
...2 more at 1.
Interception Return Yards 29 at Cincinnati Bengals, Nov 11, 2018
Special Teams Tackles 2 vs. Chicago Bears, Nov 20, 2016
Special Teams Fumble Recoveries 1 vs. Chicago Bears, Nov 20, 2016

SINGLE-GAME HIGHS - POSTSEASON: DEFENSIVE

Total Tackles 4 vs. Los Angeles Rams, Jan 20, 2019
4 vs. Philadelphia Eagles, Jan 13, 2019
4 at Green Bay Packers, Jan 08, 2017

Passes Defensed 1 vs. Philadelphia Eagles, Jan 13, 2019
1 at Green Bay Packers, Jan 08, 2017

2020 GAME-BY-GAME REGULAR SEASON STATISTICS (PANTHERS)

			TACKLES								INTERCEPTIONS					O. FUMB			ST					MISC			
DATE	OPPONENT	P/S	TK	S	A	SK	YDS	TFL	YDS	QBH	NO	YDS	LG	TD	PD	FF	FR	YDS	TK	S	A	FF	FR	S	A	W/L	SCORE
09/13	Raiders		INJURED RESERVE																							L	30-34
09/20	at Buccaneers		INJURED RESERVE																							L	17-31
09/27	at Chargers		INJURED RESERVE																							W	21-16
10/04	Cardinals	P	0	0	0	0.0	0.0	0	0	0	0	0	0	0	0	0	0	0	0	0	0	0	0	0	0	W	31-21
10/11	at Falcons		INACTIVE																							W	23-16
10/18	Bears		ON INACTIVE LIST																							L	16-23
2020 TOTALS		**1-0**	**0**	**0**	**0**	**0.0**	**0.0**	**0**	**0**	**0**	**0**	**0**	**0**	**0**	**0**	**0**	**0**	**0**	**0**	**0**	**0**	**0**	**0**	**0**	**0**	**3-3**	

2019 GAME-BY-GAME REGULAR SEASON STATISTICS (SAINTS)

			TACKLES								INTERCEPTIONS					O. FUMB			ST						
DATE	OPPONENT	P/S	TK	S	A	SK	YDS	TFL	YDS	QBH	NO	YDS	LG	TD	PD	FF	FR	YDS	TK	S	A	FF	FR	W/L	SCORE
09/09	Texans	S	3	3	0	0.0	0.0	0	0	1	0	0	0	0	0	0	0	0	0	0	0	0	0	W	30-28
09/15	at Rams	S	7	7	0	0.0	0.0	0	0	0	0	0	0	0	0	0	0	0	0	0	0	0	0	L	9-27
09/22	at Seahawks	S	3	3	0	0.0	0.0	0	0	0	0	0	0	0	0	1	0	0	0	0	0	0	0	W	33-27
09/29	Cowboys	S	2	2	0	0.0	0.0	0	0	0	0	0	0	0	0	0	0	0	0	0	0	0	0	W	12-10
10/06	Buccaneers	S	1	1	0	0.0	0.0	0	0	0	0	0	0	0	0	0	0	0	0	0	0	0	0	W	31-24
10/13	at Jaguars	S	2	2	0	0.0	0.0	0	0	0	0	0	0	0	1	0	0	0	0	0	0	0	0	W	13-6
10/20	at Bears	S	6	6	0	0.0	0.0	0	0	0	0	0	0	0	0	0	0	0	0	0	0	0	0	W	36-25
10/27	Cardinals	S	3	2	1	0.0	0.0	0	0	0	0	0	0	0	0	0	0	0	0	0	0	0	0	W	31-9
11/10	Falcons	S	5	4	1	0.0	0.0	0	0	0	0	0	0	0	0	0	0	0	0	0	0	0	0	L	9-26
11/17	at Buccaneers	S	4	4	0	0.0	0.0	0	0	0	0	0	0	0	2	0	0	0	0	0	0	0	0	W	34-17
11/24	Panthers	S	1	1	0	0.0	0.0	0	0	0	0	0	0	0	1	0	0	0	0	0	0	0	0	W	34-31
11/28	at Falcons	S	9	8	1	0.0	0.0	0	0	0	0	0	0	0	0	0	0	0	0	0	0	0	0	W	26-18
12/08	49ers	S	4	3	1	0.0	0.0	0	0	0	0	0	0	0	0	0	0	0	0	0	0	0	0	L	46-48
12/16	Colts	S	6	5	1	0.0	0.0	0	0	0	0	0	0	0	0	0	0	0	0	0	0	0	0	W	34-7
12/22	at Titans	S	2	2	0	0.0	0.0	0	0	0	0	0	0	0	0	0	0	0	0	0	0	0	0	W	38-28
12/29	at Panthers		ON INACTIVE LIST																					W	42-10
2019 TOTALS		**15-15**	**58**	**53**	**5**	**0.0**	**0.0**	**0**	**0**	**1**	**0**	**0**	**0**	**0**	**4**	**1**	**0**	**0**	**0**	**0**	**0**	**0**	**0**	**13-3**	

ALEX ARMAH

6'2" // 255

WEST GEORGIA
LAWRENCEVILLE, GA.

40
FB

EXPERIENCE (YEARS)		BIRTHDATE	ACQUIRED
NFL	PANTHERS		
4	4	5.17.94	D6-17

PRO CAREER

- Played in 16 games with one start for the Panthers in 2019, rushing six times for 11 yards and one touchdown...Secured two receptions for six yards.
- Started two games for the Panthers in 2018, making nine carries for 15 yards and two touchdowns...Scored first touchdown on first career rushing attempt vs Dallas (9/9/18).
- Saw action in nine games during his rookie season in 2017, primarily on special teams...Played on multiple special teams units and saw limited action as a fullback...Registered one special teams tackle.

TRANSACTIONS

Selected in the sixth round (192nd overall) of the NFL Draft by Carolina (4/29/17).

COLLEGE & PERSONAL

Played in 51 games with 41 starts at West Georgia...Lined up at linebacker, defensive end and tight end...Three-time All-Gulf South Coast Conference honoree...Became the first player in conference history to be named all-conference on offense and defense...Produced 188 tackles, 41.5 tackles for loss, 17.5 sacks, nine quarterback pressures, five forced fumbles, one fumble recovery, one interception and four passes defensed...Recorded nine catches for 146 yards and two touchdowns...As a senior in 2016, earned First-team All-Gulf South Conference honors as a defensive end and second-team selection at tight end...Notched 25 tackles, 5.5 tackles for loss, 0.5 sacks, one fumble recovery and one pass defensed...Registered eight receptions for 144 yards and one touchdown...As a junior in 2015, named First-team All-Gulf South Conference...Played in 14 games with 12 starts...Ranked second on the Wolves with nine sacks and 14.5 tackles for loss to go along with three quarterback pressures...Compiled 52 tackles and two forced fumbles...As a sophomore in 2014, earned Second-team All-Gulf South Conference honors...Moved to defensive end from linebacker...Attended Dacula (Ga.) HS...Played fullback and H-back on offense and linebacker on defense in high school...Majored in management and marketing at West Georgia.

REGULAR SEASON COMPARISON: RECEIVING - NEW ORLEANS SAINTS

DATE	OPP	W/L	GP/GS	REC	YDS.	AVG.	TD	LG	TGTS	YAC
12/30/18	CAR @ NO	W	P	1	5	5.0	0	5	1	5
TOTALS		**1/0**	**1/0**	**1**	**5**	**5.0**	**0**	**5**	**1**	**5**

ALEX ARMAH'S NFL REGULAR SEASON RUSHING/RECEIVING STATISTICS

				RUSHING					RECEIVING				
DATE	TEAM	GP	GS	NO.	YDS.	AVG.	LG	TD	NO.	YDS.	AVG.	LG	TD
2017	Panthers	9	0	0	0	0.0	0	0	0	0	0.0	0	0
2018	Panthers	16	2	9	15	1.7	4	2	1	5	5.0	5	0
2019	Panthers	16	1	6	11	1.8	4	1	2	6	3.0	4	0
2020	Panthers	6	1	4	5	1.3	2	0	1	14	14.0	14	0
NFL TOTALS		**47**	**4**	**19**	**31**	**1.6**	**4**	**3**	**4**	**25**	**6.3**	**14**	**0**

ALEX ARMAH'S NFL POSTSEASON RUSHING/RECEIVING STATISTICS

				RUSHING					RECEIVING				
DATE	TEAM	GP	GS	NO.	YDS.	AVG.	LG	TD	NO.	YDS.	AVG.	LG	TD
2017	Panthers	1	0	0	0	0.0	0	0	0	0	0.0	0	0
NFL TOTALS		**1**	**0**	**0**	**0**	**0.0**	**0**	**0**	**0**	**0**	**0.0**	**0**	**0**

SINGLE-GAME HIGHS: RUSHING/RECEIVING

Rush Attempts 2 vs. Las Vegas Raiders, Sep 13, 2020
...2 more at 2.

Rushing Yards 4 at Tampa Bay Buccaneers, Oct 13, 2019
...3 more at 4.

Longest Runs 4 at Arizona Cardinals, Sep 22, 2019
...2 more at 4.

Rushing TDs 1 vs. Los Angeles Rams, Sep 08, 2019
...2 more at 1.

Receptions 1 at Tampa Bay Buccaneers, Sep 20, 2020
...3 more at 1.

Receiving Yards 14 at Tampa Bay Buccaneers, Sep 20, 2020

Longest Receptions 14 at Tampa Bay Buccaneers, Sep 20, 2020

All-purpose yards 14 at Tampa Bay Buccaneers, Sep 20, 2020

Special Teams Tackles 1 at Arizona Cardinals, Sep 22, 2019
...4 more at 1.

Miscellaneous Tackles 1 vs. Los Angeles Rams, Sep 08, 2019

Most TDs 1 vs. Los Angeles Rams, Sep 08, 2019
...2 more at 1.

2020 GAME-BY-GAME REGULAR SEASON STATISTICS (PANTHERS)

			RUSHING					RECEIVING						
DATE	OPPONENT	P/S	NO.	YDS.	AVG.	LG	TD	NO.	YDS.	AVG.	LG	TD	W/L	SCORE
09/13	Raiders	S	2	1	0.5	1	0	0	0	0.0	0	0	L	30-34
09/20	at Buccaneers	P	0	0	0.0	0	0	1	14	14.0	14	0	L	17-31
09/27	at Chargers	P	0	0	0.0	0	0	0	0	0.0	0	0	W	21-16
10/04	Cardinals	P	1	2	2.0	2	0	0	0	0.0	0	0	W	31-21
10/11	at Falcons	P	1	2	2.0	2	0	0	0	0.0	0	0	W	23-16
10/18	Bears	P	0	0	0.0	0	0	0	0	0.0	0	0	L	16-23
2020 TOTALS		**6-1**	**4**	**5**	**1.3**	**2**	**0**	**1**	**14**	**14.0**	**14**	**0**	**3-3**	



TRE BOSTON

6'1" // 205

NORTH CAROLINA
NORTH FORT MYERS, FLA.

33
S

EXPERIENCE (YEARS)		BIRTHDATE	ACQUIRED
NFL	PANTHERS	6.25.92	UFA-19 ARZ
7	5		

NFL RANKINGS

- Tied for second among NFL safeties with 11 interceptions over the last three seasons.

PRO CAREER

- Started all 16 games for Carolina in 2019 in his return to the team...Posted 68 tackles and tied for the team lead with three interceptions and had 11 pass deflections.
- Played in 14 games, starting 13, with Arizona in 2018...Notched three interceptions and team-high nine pass deflections to go with one forced fumble...Finished with 78 tackles.
- Played in 16 games with 15 starts in 2017 with the Chargers...Posted career-high five interceptions, tying for third among NFL safeties, and tallied career-best 79 tackles alongside eight pass deflections.
- Played in 42 games with 16 starts for the Panthers between 2014-16...Had three total interceptions, including two in 2016...Returned one interception for a touchdown...Tallied 96 total tackles in three seasons with the Panthers.

TRANSACTIONS

Drafted by Carolina in the fourth round (128th overall) of the 2014 NFL Draft...Waived by Carolina (5/2/17)...Signed with Los Angeles Chargers (5/15/17)...Signed with Arizona (7/25/18)...Signed with Carolina (7/31/19)...Signed as an unrestricted free agent with Carolina (3/19/20).

COLLEGE & PERSONAL

Played four seasons at North Carolina, totaling 282 tackles and 13 interceptions...In senior season, earned All-ACC second team honors after leading the Tar Heels with 85 tackles and four interceptions...Went to North Fort Myers High School in North Fort Myers, Fla.

REGULAR SEASON COMPARISON: DEFENSIVE - NEW ORLEANS SAINTS

										TACKLES			MISC		
DATE	OPP	W/L	GP/GS	TOT	SOLO	ASST	SACK	YDS.	INT	TFL	PD	QBH	TD	FF	FR
10/30/14	CAR vs. NO	L	S	7	4	3	0.0	0	0	0	0	0	0	0	0
12/7/14	CAR @ NO	W	S	3	1	2	0.0	0	0	0	2	0	0	0	0
9/27/15	CAR vs. NO	W	P	3	2	1	0.0	0	0	0	0	0	0	0	0
10/16/16	CAR @ NO	L	S	2	2	0	0.0	0	0	0	0	0	0	0	0
11/17/16	CAR vs. NO	W	P	4	3	1	0.0	0	0	0	1	0	0	0	0
11/24/19	CAR @ NO	L	S	5	3	2	0.0	0	1	0	1	0	0	0	0
12/29/19	CAR vs. NO	L	S	5	4	1	0.0	0	0	0	3	0	0	0	0
TOTALS		**3/4**	**7/5**	**29**	**19**	**10**	**0.0**	**0**	**1**	**0**	**7**	**0**	**0**	**0**	**0**

TRE BOSTON'S NFL REGULAR SEASON DEFENSIVE STATISTICS

				TACKLES								INTERCEPTIONS					O. FUMB			ST				
DATE	TEAM	GP	GS	TK	S	A	TFL	YDS	SK	YDS	QBH	NO	YDS	LG	TD	PD	FF	FR	YDS	TK	S	A	FF	FR
2014	Panthers	11	5	23	15	8	0	0	0.0	0.0	0	1	84	84t	1	3	0	0	0	3	3	0	0	0
2015	Panthers	16	1	21	15	6	1	2	0.0	0.0	0	0	0	0	0	0	0	0	0	8	6	2	0	0
2016	Panthers	15	10	52	38	14	5	25	2.0	19.0	4	2	29	22	0	7	0	0	0	1	0	1	0	0
2017	Chargers	16	15	79	56	23	1	1	0.0	0.0	0	5	49	25	0	8	0	0	0	0	0	0	0	0
2018	Cardinals	14	13	78	65	13	1	1	0.0	0.0	3	3	9	9	0	9	1	1	0	1	1	0	0	0
2018	Chargers	0	0	0	0	0	0	0	0.0	0.0	0	0	0	0	0	0	0	0	0	0	0	0	0	0
2018	TOTAL	14	13	78	65	13	1	1	0.0	0.0	3	3	9	9	0	9	1	1	0	1	1	0	0	0
2019	Panthers	16	16	68	53	15	1	4	0.0	0.0	1	3	20	20	0	11	0	0	0	0	0	0	0	0
2020	Panthers	6	6	31	20	11	1	1	0.0	0.0	1	0	0	0	0	3	1	1	0	0	0	0	0	0
NFL TOTALS		**94**	**66**	**352**	**262**	**90**	**10**	**34**	**2.0**	**19.0**	**9**	**14**	**191**	**84t**	**1**	**41**	**2**	**2**	**0**	**13**	**10**	**3**	**0**	**0**

TRE BOSTON'S NFL POSTSEASON DEFENSIVE STATISTICS

				TACKLES								INTERCEPTIONS					O. FUMB			ST				
DATE	TEAM	GP	GS	TK	S	A	TFL	YDS	SK	YDS	QBH	NO	YDS	LG	TD	PD	FF	FR	YDS	TK	S	A	FF	FR
2014	Panthers	2	2	5	4	1	0	0	0.0	0.0	0	1	11	11	0	1	0	0	0	0	0	0	0	0
2015	Panthers	3	0	3	2	1	1	8	1.0	8.0	1	1	5	5	0	1	0	1	0	1	1	0	0	0
NFL TOTALS		**5**	**2**	**8**	**6**	**2**	**1**	**8**	**1.0**	**8.0**	**1**	**2**	**16**	**11**	**0**	**2**	**0**	**1**	**0**	**1**	**1**	**0**	**0**	**0**

SINGLE-GAME HIGHS: DEFENSIVE

Total Tackles 11 vs. Seattle Seahawks, Sep 30, 2018
Sacks 1.0 vs. Tampa Bay Buccaneers, Oct 10, 2016
...1 more at 1.0.
Passes Defensed 3 vs. New Orleans Saints, Dec 29, 2019
...2 more at 3.
Forced Fumbles 1 vs. Las Vegas Raiders, Sep 13, 2020
...1 more at 1.
Fumble Recoveries 1 vs. Arizona Cardinals, Oct 04, 2020
...1 more at 1.
Tackles For Loss 1 at Atlanta Falcons, Oct 11, 2020
...9 more at 1.
Interceptions 2 at Jacksonville Jaguars, Nov 12, 2017
Interception Return Yards 84 at Atlanta Falcons, Dec 28, 2014
Special Teams Tackles 2 at Seattle Seahawks, Oct 18, 2015

SINGLE-GAME HIGHS - POSTSEASON: DEFENSIVE

Total Tackles 3 at Seattle Seahawks, Jan 10, 2015
2 vs. Arizona Cardinals, Jan 03, 2015
1 at Denver Broncos, Feb 07, 2016
1 vs. Arizona Cardinals, Jan 24, 2016
1 vs. Seattle Seahawks, Jan 17, 2016
Sacks 1.0 vs. Seattle Seahawks, Jan 17, 2016
Passes Defensed 1 vs. Arizona Cardinals, Jan 24, 2016
1 vs. Arizona Cardinals, Jan 03, 2015
Fumble Recoveries 1 vs. Arizona Cardinals, Jan 24, 2016
Tackles For Loss 1 vs. Seattle Seahawks, Jan 17, 2016
Interceptions 1 vs. Arizona Cardinals, Jan 24, 2016
1 vs. Arizona Cardinals, Jan 03, 2015
Interception Return Yards 11 vs. Arizona Cardinals, Jan 03, 2015
5 vs. Arizona Cardinals, Jan 24, 2016
Special Teams Tackles 1 vs. Seattle Seahawks, Jan 17, 2016

2020 GAME-BY-GAME REGULAR SEASON STATISTICS (PANTHERS)

			TACKLES								INTERCEPTIONS					O. FUMB			ST					MISC			
DATE	OPPONENT	P/S	TK	S	A	SK	YDS	TFL	YDS	QBH	NO	YDS	LG	TD	PD	FF	FR	YDS	TK	S	A	FF	FR	S	A	W/L	SCORE
09/13	Raiders	S	6	5	1	0.0	0.0	0	0	0	0	0	0	0	0	1	0	0	0	0	0	0	0	0	0	L	30-34
09/20	at Buccaneers	S	4	2	2	0.0	0.0	0	0	0	0	0	0	0	0	0	0	0	0	0	0	0	0	0	0	L	17-31
09/27	at Chargers	S	6	4	2	0.0	0.0	0	0	1	0	0	0	0	2	0	0	0	0	0	0	0	0	0	0	W	21-16
10/04	Cardinals	S	4	3	1	0.0	0.0	0	0	0	0	0	0	0	0	0	1	0	0	0	0	0	0	0	0	W	31-21
10/11	at Falcons	S	3	1	2	0.0	0.0	1	1	0	0	0	0	0	0	0	0	0	0	0	0	0	0	0	0	W	23-16
10/18	Bears	S	8	5	3	0.0	0.0	0	0	0	0	0	0	0	1	0	0	0	0	0	0	0	0	0	0	L	16-23
2020 TOTALS		**6-6**	**31**	**20**	**11**	**0.0**	**0.0**	**1**	**1**	**1**	**0**	**0**	**0**	**0**	**3**	**1**	**1**	**0**	**0**	**0**	**0**	**0**	**0**	**0**	**0**	**3-3**	

TEDDY BRIDGEWATER

6'2" // 215

LOUISVILLE
MIAMI, FLA.

5
QB

EXPERIENCE (YEARS)		BIRTHDATE	ACQUIRED
NFL	PANTHERS		
7	1	11.10.92	UFA-20 NO

PRO CAREER

- Appeared in nine games for the Saints in 2019, starting five while filling in for an injured Drew Brees...Led New Orleans to victory in all five starts...Recorded a career-high completion percentage (67.9 percent) and QBR (99.1) while throwing nine touchdowns compared to just two interceptions...Tied a career-high with four touchdown passes in a Week 5 victory over the Buccaneers.
- Saw action in five games with New Orleans in 2018, including one start...Completed 14-of-23 passes (60.9 percent) for 118 yards with one touchdown and one interception...Acquired by the Saints prior to the start of the regular season after spending the preseason with the New York Jets.
- Appeared in just one game for the Vikings during the 2017 season, making a symbolic return to action after suffering a serious knee injury prior to the start of the 2016 season...Returned to the field on Dec. 15 vs. Cincinnati, throwing two passes over the final three drives during his final season with Vikings…Spent first ten weeks on the Reserve/PUP list and didn't play in six of final seven weeks.
- Did not see action in 2016 due to a knee injury suffered in practice leading into preseason finale...Received the Ed Block Courage Award in a vote by teammates after missing the entire season.
- Started all 16 games for the Vikings en route to an 11-5 record and an NFC North title in 2015...Increased his completion percentage (65.3%), passing yards (3,231) and rating (88.7) from rookie season, while decreasing his interceptions (12 to nine) despite starting four more games...Earned his first career Pro Bowl selection...Added 192 yards and three scores on the ground.
- Saw action in 13 games, starting 12, as a rookie with the Vikings in 2014...Completed 259-of-402 passes for 2,919 yards, 14 touchdowns, 12 interceptions and an 85.2 passer rating...Added 209 yards and one rushing TD...Earned Pepsi NFL Rookie of the Year and named PFWA All-Rookie...Four of his six wins as a starter were fourth-quarter comebacks...Led qualified rookies in completion percentage and rating, completing 72.1 percent of his passes for a 103.0 rating the final five weeks.

TRANSACTIONS

Selected in the first round (32nd overall) of the NFL Draft by the Vikings (5/8/14)...Signed four-year contract with Vikings (5/20/14)...Placed on Injured Reserve by Vikings (9/1/16)...Activated from Reserve/PUP by Vikings (11/8/17)...Signed as an unrestricted free agent by the Jets (3/18/18)...Acquired by Saints from Jets (8/29/18)...Signed with the Panthers as an unrestricted free agent (3/18/20).

COLLEGE & PERSONAL

Won back-to-back Big East Conference titles (2011-2012) and led Louisville to three bowl appearances, winning two – the 2012 Allstate Sugar Bowl over fourth-ranked Florida and the 2013 Russell Athletic Bowl over Miami...In his final two seasons, guided the Cardinals to a 23-3 record...Played in 39 career games and completed 781-of-1142 passes (school-record 68.4 percent) for 9,817 yards with 72 touchdowns and only 24 interceptions...Also rushed for six touchdowns...In last season (2013), was named second-team All-AAC...2012 Big East Offensive Player of the Year as team won second straight Big East title...Named Most Valuable Player of the 2013 Sugar Bowl win over the University of Florida...Earned bachelor's degree sports administration in Dec. 2013.

Three-year starter for Northwestern (Miami, Fla.) HS...The second-ranked dual-threat QB in the country by Rivals.com as a senior... Selected to the US Army All-American Bowl...Guided team to Class 6A state semi as a senior...Set the Dade County single-game record with seven touchdown passes vs. Hialeah-Miami Lakes High School...Mother, Rose Murphy, is a breast cancer survivor...Served as Grand Marshall of the 2015 Kentucky Derby and gave "Riders Up" command at the start of race...Honored as a Louisville Distinguished Alumni in 2015...Enjoys photography as a hobby...Inspired the children's book, "Little Bear Teddy: Big Dream Come True," written by his girlfriend, Erika Cardona.

TEDDY BRIDGEWATER'S NFL REGULAR SEASON PASSING/RUSHING STATISTICS

				PASSING													RUSHING				
DATE	TEAM	GP	GS	ATT.	CMP.	PCT.	YDS	AVG.	TD	INT.	LG	SK	LST	RATE	NO.	YDS.	AVG.	LG	TD
2014	Vikings	13	12	402	259	64.4	2,919	7.3	14	12	87t	39	249	85.2	47	209	4.4	16	1
2015	Vikings	16	16	447	292	65.3	3,231	7.2	14	9	52	44	307	88.7	44	192	4.4	19	3
2016	Vikings	0	0	0	0	0.0	0	0.0	0	0	0	0	0	0.0	0	0	0.0	0	0
2017	Vikings	1	0	2	0	0.0	0	0.0	0	1	0	0	0	0.0	3	-3	-1.0	0	0
2018	Saints	5	1	23	14	60.9	118	5.1	1	1	18	2	8	70.6	11	5	0.5	9	0
2019	Saints	9	5	196	133	67.9	1,384	7.1	9	2	45	12	89	99.1	28	31	1.1	11	0
2020	Panthers	6	6	207	146	70.5	1,676	8.1	6	5	75t	12	76	94.2	23	121	5.3	18t	1
TOTALS		**50**	**40**	**1,277**	**844**	**66.1**	**9,328**	**7.3**	**44**	**30**	**87t**	**109**	**729**	**89.3**	**156**	**555**	**3.6**	**19**	**5**

TEDDY BRIDGEWATER'S NFL POSTSEASON PASSING/RUSHING STATISTICS

				PASSING												RUSHING				
DATE	TEAM	GP	GS	ATT.	CMP.	PCT.	YDS	AVG.	TD	INT.	LG	SK	LST	RATE	NO.	YDS.	AVG.	LG	TD
2015	Vikings	1	1	24	17	70.8	146	6.1	0	0	24	3	21	86.5	3	0	0.0	2	0
2017	Vikings	0	0	0	0	0.0	0	0.0	0	0	0	0	0	0.0	0	0	0.0	0	0
2018	Saints	0	0	0	0	0.0	0	0.0	0	0	0	0	0	0.0	0	0	0.0	0	0
2019	Saints	0	0	0	0	0.0	0	0.0	0	0	0	0	0	0.0	0	0	0.0	0	0
TOTALS		**1**	**1**	**24**	**17**	**70.8**	**146**	**6.1**	**0**	**0**	**24**	**3**	**21**	**86.5**	**3**	**0**	**0.0**	**2**	**0**

SINGLE-GAME HIGHS: QUARTERBACK

Pass Attempts 42 at Tampa Bay Buccaneers, Sep 20, 2020
...2 more at 42.
Pass Completions 33 at Tampa Bay Buccaneers, Sep 20, 2020
Yards Passing 367 at Tampa Bay Buccaneers, Sep 20, 2020
TD Passes 4 vs. Tampa Bay Buccaneers, Oct 06, 2019
...1 more at 4.
Long Passes 87t vs. New York Jets, Dec 07, 2014
Completion Percentage 85.0 vs. Chicago Bears, Dec 20, 2015
Passer Rating 154.4 vs. Chicago Bears, Dec 20, 2015
Rush Attempts 8 vs. Chicago Bears, Oct 18, 2020
Rushing Yards 48 vs. Chicago Bears, Oct 18, 2020
Longest Runs 19 at Chicago Bears, Nov 01, 2015
Rushing TDs 1 vs. Arizona Cardinals, Oct 04, 2020
...4 more at 1.

SINGLE-GAME HIGHS - POSTSEASON: QUARTERBACK

Pass Attempts 24 vs. Seattle Seahawks, Jan 10, 2016
Pass Completions 17 vs. Seattle Seahawks, Jan 10, 2016
Yards Passing 146 vs. Seattle Seahawks, Jan 10, 2016
Long Passes 24 vs. Seattle Seahawks, Jan 10, 2016
18 vs. Seattle Seahawks, Jan 10, 2016
13 vs. Seattle Seahawks, Jan 10, 2016
12 vs. Seattle Seahawks, Jan 10, 2016
11 vs. Seattle Seahawks, Jan 10, 2016
Completion Percentage 70.8 vs. Seattle Seahawks, Jan 10, 2016
Passer Rating 86.5 vs. Seattle Seahawks, Jan 10, 2016
Rush Attempts 3 vs. Seattle Seahawks, Jan 10, 2016
Longest Runs 2 vs. Seattle Seahawks, Jan 10, 2016

300-YARD PASSING GAMES (8): REGULAR SEASON

DATE	TEAM	NO.	YDS.	AVG.	LG	TD
09/28/14	FALCONS	19	317	16.7	52	0
12/07/14	JETS	19	309	16.3	87t	2
12/14/14	at Lions	31	315	10.2	40	1
10/25/15	at Lions	25	316	12.6	49	2
12/10/15	at Cardinals	25	335	13.4	41	1
10/06/19	BUCCANEERS	26	314	12.1	42	4
09/20/20	at Buccaneers	33	367	11.1	39	0
10/11/20	at Falcons	27	313	11.6	57t	2

2020 GAME-BY-GAME REGULAR SEASON STATISTICS (PANTHERS)

			PASSING												RUSHING					
DATE	OPPONENT	P/S	ATT	CMP	YDS	PCT	Y/A	Y/C	TD	INT	LG	SK/YD	RATE	ATT	YDS	LG	TD	W/L	SCORE
09/13	Raiders	S	34	22	269	64.7	7.9	12.2	1	0	75t	1/10	98.8	4	26	13	0	L	30-34
09/20	at Buccaneers	S	42	33	367	78.6	8.7	11.1	0	2	39	5/27	83.2	0	0	0	0	L	17-31
09/27	at Chargers	S	28	22	235	78.6	8.4	10.7	1	0	38	2/14	113.5	2	12	6	0	W	21-16
10/04	Cardinals	S	37	26	276	70.3	7.5	10.6	2	1	24	0/0	98.5	6	32	18t	1	W	31-21
10/11	at Falcons	S	37	27	313	73.0	8.5	11.6	2	0	57t	0/0	116.2	3	3	2	0	W	23-16
10/18	Bears	S	29	16	216	55.2	7.4	13.5	0	2	39	4/25	50.4	8	48	11	0	L	16-23
2020 TOTALS		**6-6**	**207**	**146**	**1,676**	**70.5**	**8.1**	**11.5**	**6**	**5**	**75t**	**12/76**	**94.2**	**23**	**121**	**18t**	**1**	**3-3**	

DERRICK BROWN

6'5" // 318

AUBURN
BUFORD, GA.

95
DT

EXPERIENCE (YEARS)		BIRTHDATE	ACQUIRED
NFL	PANTHERS	4.15.98	D1-20
R	R		

TRANSACTIONS

Drafted by the Panthers in the first round (7th overall) of the 2020 NFL Draft.

COLLEGE & PERSONAL

Earned unanimous consensus All-America honors as a senior in 2019…Outland, Nagurski and Bednarik finalist ...Was a three-year starter and team captain…Notched 170 career tackles, 13.0 sacks and 33.5 tackles for loss…Named to a number of preseason First-Team All-America teams...Earned an invitation to the Reese's Senior Bowl...As a junior receive Second-Team All-SEC honors…Recorded 48 tackles, 10.5 TFL and 4.5 sacks for season…As a sophomore in 2017, started at defensive tackle…Made 56 tackles for the year, including 3.5 sacks and 9 TFLs...Named to the SEC Academic Honor Roll, Academic Top Tiger and SEC Student-Athlete Leadership Council for football...Played in all 13 games as a freshman in 2016...Made 11 tackles and recorded 1.0 sack...Named to SEC First-Year Academic Honor Roll and SEC Student-Athlete Leadership Council for football.

Attended Lanier High School in Sugar Hill, Georgia...Recorded a career 270 tackles, 81 TFL and 33.5 sacks for Coach Korey Mobbs…Named the U.S. Army All-American Bowl defensive player of year and the MaxPreps national player of year...Also a basketball letterman...Birthday is April 15...Son of Martha and James Brown...Has two siblings, Mikaelia and Kameron... Graduated from the College of Business.

DERRICK BROWN'S NFL REGULAR SEASON DEFENSIVE STATISTICS

				TACKLES								INTERCEPTIONS					O. FUMB			ST					MISC	
DATE	TEAM	GP	GS	TK	S	A	TFL	YDS	SK	YDS	QBH	NO	YDS	LG	TD	PD	FF	FR	YDS	TK	S	A	FF	FR	S	A
2020	Panthers	6	6	13	10	3	6	26	0.0	0.0	1	0	0	0	0	2	0	0	0	0	0	0	0	0	0	0
NFL TOTALS		**6**	**6**	**13**	**10**	**3**	**6**	**26**	**0.0**	**0.0**	**1**	**0**	**0**	**0**	**0**	**2**	**0**	**0**	**0**	**0**	**0**	**0**	**0**	**0**	**0**	**0**

SINGLE-GAME HIGHS: DEFENSIVE

Total Tackles 5 at Los Angeles Chargers, Sep 27, 2020
Passes Defensed 2 vs. Las Vegas Raiders, Sep 13, 2020
Tackles For Loss 3 at Los Angeles Chargers, Sep 27, 2020

2020 GAME-BY-GAME REGULAR SEASON STATISTICS (PANTHERS)

			TACKLES								INTERCEPTIONS					O. FUMB			ST					MISC			
DATE	OPPONENT	P/S	TK	S	A	SK	YDS	TFL	YDS	QBH	NO	YDS	LG	TD	PD	FF	FR	YDS	TK	S	A	FF	FR	S	A	W/L	SCORE
09/13	Raiders	S	2	1	1	0.0	0.0	1	1	0	0	0	0	0	2	0	0	0	0	0	0	0	0	0	0	L	30-34
09/20	at Buccaneers	S	1	1	0	0.0	0.0	0	0	0	0	0	0	0	0	0	0	0	0	0	0	0	0	0	0	L	17-31
09/27	at Chargers	S	5	4	1	0.0	0.0	3	19	0	0	0	0	0	0	0	0	0	0	0	0	0	0	0	0	W	21-16
10/04	Cardinals	S	2	2	0	0.0	0.0	1	3	0	0	0	0	0	0	0	0	0	0	0	0	0	0	0	0	W	31-21
10/11	at Falcons	S	0	0	0	0.0	0.0	0	0	0	0	0	0	0	0	0	0	0	0	0	0	0	0	0	0	W	23-16
10/18	Bears	S	3	2	1	0.0	0.0	1	3	1	0	0	0	0	0	0	0	0	0	0	0	0	0	0	0	L	16-23
2020 TOTALS		**6-6**	**13**	**10**	**3**	**0.0**	**0.0**	**6**	**26**	**1**	**0**	**0**	**0**	**0**	**2**	**0**	**0**	**0**	**0**	**0**	**0**	**0**	**0**	**0**	**3-3**	

DEFENSIVE STATISTICS

				TACKLES									INTERCEPTIONS					FUMBLES	
DATE	TEAM	GP	GS	TK	S	A	TFL	YDS	SK	YDS	QBH	NO	YDS	LG	TD	PD	FF	FR
2016	Auburn	13	0	11	3	8	1.5	10	1	9	0	0	0	0	0	1	0	1
2017	Auburn	14	14	56	28	28	9	26	3.5	16	3	0	0	0	0	1	2	0
2018	Auburn	13	13	48	24	24	10.5	48	4.5	39	6	0	0	0	0	2	1	1
2019	Auburn	13	13	55	34	22	12.5	49	4.0	29	2	0	0	0	0	4	2	2
NFL TOTALS		**53**	**40**	**170**	**88**	**82**	**33.5**	**129**	**15.0**	**93**	**11**	**0**	**0**	**0**	**0**	**8**	**5**	**4**



BRIAN BURNS

6'5" // 250

FLORIDA STATE
FORT LAUDERDALE, FLA.

53
DE

EXPERIENCE (YEARS)		BIRTHDATE	ACQUIRED
NFL	PANTHERS	4.23.98	D1-19
2	2		

NFL RANKINGS

- Tallied 7.5 sacks in 2019 season, fourth-most among NFL rookies.

PRO CAREER

- Played in 16 games with five starts in 2019 season.
- Posted 7.5 sacks to go with 23 tackles, one forced fumble and one fumble recovery return for a TD.

TRANSACTIONS

Drafted by Carolina in the first round (16th overall) of the 2019 NFL Draft (4/25/19).

COLLEGE & PERSONAL

Appeared in 38 games with 25 starts for Florida State and recorded 124 tackles, including 39.5 for loss with 24.0 sacks, seven forced fumbles, seven pass breakups, three blocked kicks and two fumble recoveries...sacks total of 24.0 ranked fifth in program history...ranked eighth on FSU's all-time career tackles for loss list with 39.5...In 2018, was named to Phil Steele's All-America team, All-ACC First Team and Bednarik Award semifinalist...produced 52 tackles, including 15.5 for loss with 10.0 sacks, eight quarterback hurries, three forced fumbles, three pass breakups and one fumble recovery...ranked first in the ACC and eighth in the NCAA with 0.83 sacks per game, while leading the ACC in tackles for loss...In 2017, recorded 48 tackles, including 13.5 for loss and 4.5 sacks, three forced fumbles and two blocked punts, tying for first in the conference...In 2016, earned Freshman All-American honors from a number of publications after he led all NCAA freshmen with 9.5 sacks, the most by an FSU freshman since 1977...Attended American Heritage High School in Fort Lauderdale, Fla...Brother, Stanley McClover, was drafted by Carolina in 2006.

REGULAR SEASON COMPARISON: DEFENSIVE - NEW ORLEANS SAINTS

										TACKLES			MISC		
DATE	OPP	W/L	GP/GS	TOT	SOLO	ASST	SACK	YDS.	INT	TFL	PD	QBH	TD	FF	FR
11/24/19	CAR @ NO	L	P	1	1	0	1.0	6	0	1	0	1	0	0	0
12/29/19	CAR vs. NO	L	P	2	1	1	1.0	3	0	1	0	2	0	0	0
TOTALS		**0/2**	**2/0**	**3**	**2**	**1**	**2.0**	**9**	**0**	**2**	**0**	**3**	**0**	**0**	**0**

BRIAN BURNS' NFL REGULAR SEASON DEFENSIVE STATISTICS

				TACKLES								INTERCEPTIONS					O. FUMB			ST				
DATE	TEAM	GP	GS	TK	S	A	TFL	YDS	SK	YDS	QBH	NO	YDS	LG	TD	PD	FF	FR	YDS	TK	S	A	FF	FR
2019	Panthers	16	5	23	17	6	5	28	7.5	34.0	16	0	0	0	0	0	1	1	56	2	2	0	0	0
2020	Panthers	6	6	20	14	6	3	7	2.0	21.0	7	0	0	0	0	1	2	0	0	0	0	0	0	0
NFL TOTALS		**22**	**11**	**43**	**31**	**12**	**8**	**35**	**9.5**	**55.0**	**23**	**0**	**0**	**0**	**0**	**1**	**3**	**1**	**56**	**2**	**2**	**0**	**0**	**0**

SINGLE-GAME HIGHS: DEFENSIVE

Total Tackles 4 at Atlanta Falcons, Oct 11, 2020
...3 more at 4.

Sacks 1.0 at Atlanta Falcons, Oct 11, 2020
...8 more at 1.0.

Passes Defensed 1 at Los Angeles Chargers, Sep 27, 2020

Forced Fumbles 1 at Atlanta Falcons, Oct 11, 2020
...2 more at 1.

Fumble Recoveries 1 vs. Jacksonville Jaguars, Oct 06, 2019

Tackles For Loss 2 at Tampa Bay Buccaneers, Sep 20, 2020

Special Teams Tackles 1 at Indianapolis Colts, Dec 22, 2019
...1 more at 1.

2020 GAME-BY-GAME REGULAR SEASON STATISTICS (PANTHERS)

			TACKLES								INTERCEPTIONS					O. FUMB			ST				MISC			
DATE	OPPONENT	P/S	TK	S	A	SK	YDS	TFL	YDS	QBH	NO	YDS	LG	TD	PD	FF	FR	YDS	TK	S	A	FF	FR	S	A	W/L	SCORE
09/13	Raiders	S	4	3	1	0.0	0.0	0	0	0	0	0	0	0	0	0	0	0	0	0	0	0	0	0	0	L	30-34
09/20	at Buccaneers	S	4	4	0	0.0	0.0	2	6	0	0	0	0	0	0	0	0	0	0	0	0	0	0	0	0	L	17-31
09/27	at Chargers	S	3	2	1	1.0	0.0	0	0	1	0	0	0	0	1	1	0	0	0	0	0	0	0	0	0	W	21-16
10/04	Cardinals	S	2	1	1	0.0	0.0	1	1	3	0	0	0	0	0	0	0	0	0	0	0	0	0	0	0	W	31-21
10/11	at Falcons	S	4	3	1	1.0	21.0	0	0	0	0	0	0	0	0	1	0	0	0	0	0	0	0	0	0	W	23-16
10/18	Bears	S	3	1	2	0.0	0.0	0	0	3	0	0	0	0	0	0	0	0	0	0	0	0	0	0	0	L	16-23
2020 TOTALS		**6-6**	**20**	**14**	**6**	**2.0**	**21.0**	**3**	**7**	**7**	**0**	**0**	**0**	**0**	**1**	**2**	**0**	**0**	**0**	**0**	**0**	**0**	**0**	**0**	**0**	**3-3**	



TRENTON CANNON

5'11" // 185

VIRGINIA STATE
HAMPTON, VA.

36
RB

EXPERIENCE (YEARS)		BIRTHDATE	ACQUIRED
NFL	PANTHERS		
3	1	7.23.94	WV-20 NYJ

PRO CAREER

- Only saw action in four games for New York in 2019 before being placed on injured reserve.
- Played in 16 games for the Jets in 2018, tallying 17 catches for 144 yards receiving and another 113 rushing yards and one rushing touchdown.

TRANSACTIONS

Drafted in the sixth round of the 2018 Draft by the New York Jets...Placed on injured reserve with the Jets (11/1/19)...Waived by the Jets (8/3/20)...Claimed off waivers by Carolina (8/4/20).

COLLEGE & PERSONAL

After playing one season for Shepherd University, transferred to Virginia State...Totaled 4,035 rushing yards and 44 rushing touchdowns in just three seasons at Virginia State...Attended Kecoughtan High School in Hampton, Va.

TRENTON CANNON'S NFL REGULAR SEASON RUSHING/RECEIVING STATISTICS

				RUSHING					RECEIVING				
DATE	TEAM	GP	GS	NO.	YDS.	AVG.	LG	TD	NO.	YDS.	AVG.	LG	TD
2018	Jets	16	0	38	113	3.0	21	1	17	144	8.5	35	0
2019	Jets	4	0	0	0	0.0	0	0	0	0	0.0	0	0
2020	Panthers	4	0	5	11	2.2	10	0	2	15	7.5	19	0
NFL TOTALS		**24**	**0**	**43**	**124**	**2.9**	**21**	**1**	**19**	**159**	**8.4**	**35**	**0**

TRENTON CANNON'S NFL REGULAR SEASON RETURN STATISTICS

		KICKOFF RETURNS					PUNT RETURNS					
DATE	TEAM	RET.	YDS.	AVG.	LG	TD	NO.	FC	YDS.	AVG.	LG	TD
2018	Jets	1	20	20.0	20	0	0	1	0	0.0	0	0
2019	Jets	5	96	19.2	28	0	0	0	0	0.0	0	0
2020	Panthers	0	0	0.0	0	0	0	0	0	0.0	0	0
NFL TOTALS		**6**	**116**	**19.3**	**28**	**0**	**0**	**1**	**0**	**0.0**	**0**	**0**

SINGLE-GAME HIGHS: RUSHING/RECEIVING

Rush Attempts	7 vs. Houston Texans, Dec 15, 2018
Rushing Yards	30 vs. Buffalo Bills, Nov 11, 2018
Longest Runs	21 vs. Buffalo Bills, Nov 11, 2018
Rushing TDs	1 at Buffalo Bills, Dec 09, 2018
Receptions	4 vs. Minnesota Vikings, Oct 21, 2018
Receiving Yards	69 vs. Minnesota Vikings, Oct 21, 2018
Longest Receptions	35 vs. Minnesota Vikings, Oct 21, 2018

All-purpose yards	73 vs. Minnesota Vikings, Oct 21, 2018
Kickoff Returns	3 vs. Cleveland Browns, Sep 16, 2019
Kickoff Return Yards	50 vs. Cleveland Browns, Sep 16, 2019
Longest Kickoff Return	28 at Philadelphia Eagles, Oct 06, 2019
Fair Catches	1 vs. Denver Broncos, Oct 07, 2018
Special Teams Tackles	2 vs. Cleveland Browns, Sep 16, 2019 ...3 more at 2.
Most TDs	1 at Buffalo Bills, Dec 09, 2018

2020 GAME-BY-GAME REGULAR SEASON STATISTICS (PANTHERS)

			RUSHING					RECEIVING						
DATE	OPPONENT	P/S	NO.	YDS.	AVG.	LG	TD	NO.	YDS.	AVG.	LG	TD	W/L	SCORE
09/13	Raiders	P	0	0	0.0	0	0	0	0	0.0	0	0	L	30-34
09/20	at Buccaneers	P	0	0	0.0	0	0	0	0	0.0	0	0	L	17-31
09/27	at Chargers						GAME INACTIVE						W	21-16
10/04	Cardinals						GAME INACTIVE						W	31-21
10/11	at Falcons	P	2	-1	-0.5	2	0	0	0	0.0	0	0	W	23-16
10/18	Bears	P	3	12	4.0	10	0	2	15	7.5	19	0	L	16-23
2020 TOTALS		**4-0**	**5**	**11**	**2.2**	**10**	**0**	**2**	**15**	**7.5**	**19**	**0**	**3-3**	

JERMAINE CARTER JR.

6'1" // 225

MARYLAND
ROCKVILLE, MD.

56
LB

EXPERIENCE (YEARS)		BIRTHDATE	ACQUIRED
NFL	PANTHERS		
3	3	1.14.95	D5-18

PRO CAREER

- Started five games and played in all 16 games for Carolina in 2019...Tallied 25 tackles and 0.5 sacks on the season.
- In 2018, saw action in all 16 games, starting one. He tallied 11 tackles in the season and one quarterback pressure...His first career start came in Week 16 in place of injured linebacker Shaq Thompson.

TRANSACTIONS

Drafted by the Carolina Panthers in the fifth round of the 2018 Draft (161st overall).

COLLEGE & PERSONAL

Started all 37 games at middle linebacker for Maryland from 2015-2017…Compiled 337 career tackles with 9.5 sacks and one interception which he returned for a touchdown…Led team in tackles in three consecutive seasons, becoming fifth Maryland player since 1969 to achieve the feat…He was a three-time All-Big Ten honorable mention selection…Named to Bednarik and Butkus Award Watch List in 2017…In 2017, led team with 90 tackles and 3.5 sacks…Tied for Big Ten lead with four forced fumbles…Notched career-high 110 tackles in 2016 and ranked seventh in the Big Ten in tackles per game…Finished second on team with 6.0 sacks and third with 9.0 tackles for loss…Compiled 103 tackles in 2015 and ranked second on team with 14.0 tackles for loss, most by a Maryland linebacker since 2002…Led team with two forced fumbles in redshirt-freshman season in 2014…Served a redshirt season in 2013...Went to Friendship Collegiate Academy in Washington, D.C.

REGULAR SEASON COMPARISON: DEFENSIVE - NEW ORLEANS SAINTS

										TACKLES				MISC		
DATE	OPP	W/L	GP/GS	TOT	SOLO	ASST	SACK	YDS.	INT	TFL	PD	QBH	TD	FF	FR
12/30/18	CAR @ NO	W	P	5	3	2	0.0	0	0	0	0	0	0	0	0
12/29/19	CAR vs. NO	L	S	10	7	3	0.0	0	0	1	0	0	0	0	0
TOTALS		**1/1**	**2/1**	**15**	**10**	**5**	**0.0**	**0**	**0**	**1**	**0**	**0**	**0**	**0**	**0**

JERMAINE CARTER JR.'S NFL REGULAR SEASON DEFENSIVE STATISTICS

				TACKLES								INTERCEPTIONS					O. FUMB			ST				
DATE	TEAM	GP	GS	TK	S	A	TFL	YDS	SK	YDS	QBH	NO	YDS	LG	TD	PD	FF	FR	YDS	TK	S	A	FF	FR
2018	Panthers	16	1	11	6	5	1	3	0.0	0.0	0	0	0	0	0	0	0	0	0	2	1	1	0	0
2019	Panthers	16	5	25	16	9	2	4	0.5	5.0	2	0	0	0	0	0	0	0	0	6	6	0	0	0
2020	Panthers	6	0	2	1	1	1	3	0.0	0.0	0	0	0	0	0	0	0	0	0	0	0	0	0	0
NFL TOTALS		**38**	**6**	**38**	**23**	**15**	**4**	**10**	**0.5**	**5.0**	**2**	**0**	**0**	**0**	**0**	**0**	**0**	**0**	**0**	**8**	**7**	**1**	**0**	**0**

SINGLE-GAME HIGHS: DEFENSIVE

Total Tackles 10 vs. New Orleans Saints, Dec 29, 2019
Sacks 0.5 vs. Tampa Bay Buccaneers, Sep 12, 2019

Tackles For Loss 1 vs. Arizona Cardinals, Oct 04, 2020
...3 more at 1.
Special Teams Tackles 3 vs. Washington, Dec 01, 2019

2020 GAME-BY-GAME REGULAR SEASON STATISTICS (PANTHERS)

			TACKLES								INTERCEPTIONS					O. FUMB			ST				MISC			
DATE	OPPONENT	P/S	TK	S	A	SK	YDS	TFL	YDS	QBH	NO	YDS	LG	TD	PD	FF	FR	YDS	TK	S	A	FF	FR	S	A	W/L	SCORE
09/13	Raiders	P	0	0	0	0.0	0.0	0	0	0	0	0	0	0	0	0	0	0	0	0	0	0	0	0	0	L	30-34
09/20	at Buccaneers	P	0	0	0	0.0	0.0	0	0	0	0	0	0	0	0	0	0	0	0	0	0	0	0	0	0	L	17-31
09/27	at Chargers	P	0	0	0	0.0	0.0	0	0	0	0	0	0	0	0	0	0	0	0	0	0	0	0	0	0	W	21-16
10/04	Cardinals	P	2	1	1	0.0	0.0	1	3	0	0	0	0	0	0	0	0	0	0	0	0	0	0	0	0	W	31-21
10/11	at Falcons	P	0	0	0	0.0	0.0	0	0	0	0	0	0	0	0	0	0	0	0	0	0	0	0	0	0	W	23-16
10/18	Bears	P	0	0	0	0.0	0.0	0	0	0	0	0	0	0	0	0	0	0	0	0	0	0	0	0	0	L	16-23
2020 TOTALS		**6-0**	**2**	**1**	**1**	**0.0**	**0.0**	**1**	**3**	**0**	**0**	**0**	**0**	**0**	**0**	**0**	**0**	**0**	**0**	**0**	**0**	**0**	**0**	**0**	**3-3**	

JOSEPH CHARLTON

6'5" // 190

SOUTH CAROLINA
COLUMBIA, S.C.

3
P

EXPERIENCE (YEARS)		BIRTHDATE	ACQUIRED
NFL	PANTHERS	4.7.97	FA-20
R	R		

TRANSACTIONS

Signed as an undrafted free agent with Carolina (7/22/20).

COLLEGE & PERSONAL

Four-year player at the University of South Carolina ... Owns the school record for career punting average at 45.5 yards.... owns the top two single-season punting marks, setting the record in 2018 with a 44.8-yard average, then surpassing that by nearly three yards per punt in 2019 with a 47.7-yard average... named the Jim Carlen MVP for Special Teams in three consecutive seasons (2017-19) ... two-time member of the SEC Fall Academic Honor Roll...Went to A.C. Flora High School in Columbia, S.C.

JOSEPH CHARLTON'S NFL REGULAR SEASON PUNTING STATISTICS

DATE	TEAM	GP	NO.	YDS.	AVG.	OPP. RET.	YDS.	NET YDS.	AVG.	TB	IN20	LG	BK
2020	Panthers	6	13	635	48.8	7	50	545	41.9	2	4	60	0
NFL TOTALS		**6**	**13**	**635**	**48.8**	**7**	**50**	**545**	**41.9**	**2**	**4**	**60**	**0**

SINGLE-GAME HIGHS: PUNTER

Punts	4 at Los Angeles Chargers, Sep 27, 2020
Gross Punting Yards	189 at Los Angeles Chargers, Sep 27, 2020
Gross Punting Avg	47.3 at Los Angeles Chargers, Sep 27, 2020
Net Punting Yards	179 at Los Angeles Chargers, Sep 27, 2020
Net Punting Avg	44.8 at Los Angeles Chargers, Sep 27, 2020
Longest Punts	60 vs. Las Vegas Raiders, Sep 13, 2020
Inside the 20	1 at Atlanta Falcons, Oct 11, 2020
	...3 more at 1.

2020 GAME-BY-GAME REGULAR SEASON STATISTICS (PANTHERS)

DATE	OPPONENT		NO.	YDS.	AVG.	OPP. RET.	YDS.	NET YDS.	AVG	TB	IN20	LG	BK	W/L/T	SCORE
09/13	Raiders	P	2	120	60.0	2	37	83	41.5	0	0	60	0	L	30-34
09/20	at Buccaneers	P	2	101	50.5	1	0	81	40.5	1	1	57	0	L	17-31
09/27	at Chargers	P	4	189	47.3	2	10	179	44.8	0	1	52	0	W	21-16
10/04	Cardinals	P	1	42	42.0	0	0	42	42.0	0	1	42	0	W	31-21
10/11	at Falcons	P	3	134	44.7	1	3	111	37.0	1	1	54	0	W	23-16
10/18	Bears	P	1	49	49.0	1	0	49	49.0	0	0	49	0	L	16-23
2020 TOTALS		**6**	**13**	**635**	**48.8**	**7**	**50**	**545**	**41.9**	**2**	**4**	**60**	**0**	**3-3**	

JEREMY CHINN

6'3" // 220

SOUTHERN ILLINOIS
FISHERS, IND.

21
S

EXPERIENCE (YEARS)		BIRTHDATE	ACQUIRED
NFL	PANTHERS	2.26.98	D2B-20
R	R		

TRANSACTIONS

Drafted by the Panthers with the 64th overall pick (second round) of the 2020 draft.

COLLEGE & PERSONAL

Spent four years at Southern Illinois University, where he totaled 243 career tackles, 13 interceptions, 31 passes defensed, six forced fumbles, two fumble recoveries and 1.0 sack...Earned consensus All-American honors at the FCS level as a senior in 2019...First-Team All-Missouri Valley Football Conference...Participated in the Senior Bowl and invited to the NFL Scouting Combine...Tallied 71 tackles, four interceptions and three PBUs on the year...Earned First-Team All-MVFC as a junior in 2018...Led the team with 3 interceptions and 95 interception return yards...Ranked 2nd on the team in tackles with 55...Recorded a team-high 9 pass breakups...Second-Team All-MVFC as a sophomore in 2017...Started all 11 games at safety...Team's third-leading tackler with 66 stops...Added three interceptions, six pass breakups, four forced fumbles and one fumble recovery...Named First-Team Freshman All-American by HERO Sports in 2016...MVFC All-Newcomer Team...Played in 8 games and started 6... Recorded 51 tackles and three interceptions...Attended Fishers High School in Fishers, Indiana...Set school records for interceptions in a season, interception return yards in a season and interceptions in a career...Had seven career interceptions and four in his senior season...Nephew of NFL Hall of Fame safety Steve Atwater...Majored in exercise science.

JEREMY CHINN'S NFL REGULAR SEASON DEFENSIVE STATISTICS

				TACKLES								INTERCEPTIONS					O. FUMB			ST				MISC	
DATE	TEAM	GP	GS	TK	S	A	TFL	YDS	SK	YDS	QBH	NO	YDS	LG	TD	PD	FF	FR	YDS	TK	S	A	FF	FR	S	A
2020	Panthers	6	6	48	30	18	1	3	0.0	0.0	1	1	0	0	0	3	0	0	0	1	0	1	0	0	0	0
NFL TOTALS		**6**	**6**	**48**	**30**	**18**	**1**	**3**	**0.0**	**0.0**	**1**	**1**	**0**	**0**	**0**	**3**	**0**	**0**	**0**	**1**	**0**	**1**	**0**	**0**	**0**	**0**

SINGLE-GAME HIGHS: DEFENSIVE

Total Tackles	12 at Los Angeles Chargers, Sep 27, 2020
Passes Defensed	2 vs. Chicago Bears, Oct 18, 2020
Tackles For Loss	1 at Los Angeles Chargers, Sep 27, 2020
Interceptions	1 vs. Chicago Bears, Oct 18, 2020
Special Teams Tackles	1 at Tampa Bay Buccaneers, Sep 20, 2020

2020 GAME-BY-GAME REGULAR SEASON STATISTICS (PANTHERS)

								TACKLES						INTERCEPTIONS					O. FUMB			ST				MISC			
DATE	OPPONENT	P/S	TK	S	A	SK	YDS	TFL	YDS	QBH	NO	YDS	LG	TD	PD	FF	FR	YDS	TK	S	A	FF	FR	S	A	W/L	SCORE
09/13	Raiders	S	8	7	1	0.0	0.0	0	0	0	0	0	0	0	0	0	0	0	0	0	0	0	0	0	0	L	30-34
09/20	at Buccaneers	S	6	2	4	0.0	0.0	0	0	0	0	0	0	0	0	0	0	0	1	0	1	0	0	0	0	L	17-31
09/27	at Chargers	S	12	6	6	0.0	0.0	1	3	1	0	0	0	0	0	0	0	0	0	0	0	0	0	0	0	W	21-16
10/04	Cardinals	S	8	5	3	0.0	0.0	0	0	0	0	0	0	0	0	0	0	0	0	0	0	0	0	0	0	W	31-21
10/11	at Falcons	S	9	6	3	0.0	0.0	0	0	0	0	0	0	0	1	0	0	0	0	0	0	0	0	0	0	W	23-16
10/18	Bears	S	5	4	1	0.0	0.0	0	0	0	1	0	0	0	2	0	0	0	0	0	0	0	0	0	0	L	16-23
2020 TOTALS		**6-6**	**48**	**30**	**18**	**0.0**	**0.0**	**1**	**3**	**1**	**1**	**0**	**0**	**0**	**3**	**0**	**0**	**0**	**1**	**0**	**1**	**0**	**0**	**0**	**0**	**3-3**	

PHAROH COOPER

5'11" // 210

SOUTH CAROLINA

HAVELOCK, S.C.

14

WR

EXPERIENCE (YEARS)		BIRTHDATE	ACQUIRED
NFL	PANTHERS		
5	1	3.7.95	UFA-20 ARI

PRO CAREER

- All-Pro First Team (2017)
- Pro Bowl (2017)

PRO CAREER

- Played in 12 games with one start for Arizona in second half of 2019...Made 25 catches for 243 yards and one touchdown while averaging 7.6 yards on 17 punt returns and 22.4 yards on 25 kickoff returns...Played in one game for Cincinnati at start of the season before being waived.
- In 2018, played in five games for the Los Angeles Rams and two games at the end of the year with Arizona...Saw action primarily on punt and kickoff returns.
- In 2017 in Los Angeles, totaled a career-high 399 yards on 32 punt returns, earning Pro Bowl honors and All-Pro First Team as a specialist...Averaged 27.4 yards per kickoff return including a 103-yard return for a touchdown against Jacksonville that earned him NFC Special Teams Player of the Week honors...Saw action in one playoff game as a returner with the Rams.
- Made career debut in Los Angeles in 2016, posting five punt returns and 14 kickoff returns.

TRANSACTIONS

Drafted by the Los Angeles Rams in the fourth round (117th overall) of the 2016 NFL Draft...Placed on injured reserve with the Rams (9/13/18)...Activated from injured reserve (11/19/18)...Waived by Los Angeles (12/18/18)...Claimed off waivers by Arizona (12/19/18)...Waived by Arizona (8/31/19)...Claimed by Cincinnati (9/1/19)...Waived by Cincinnati (9/17/19)...Signed as a free agent with Arizona (10/1/19)...Agreed to terms as a free agent with Carolina (3/20/19).

COLLEGE & PERSONAL

Played three seasons at South Carolina as a wide receiver and returner and earned All-SEC honors in 2014 and 2015...Totaled 2,163 career receiving yards on 138 catches and 18 touchdowns...Also rushed for 513 yards on 71 carries with four rushing touchdowns to finish with 2,676 career scrimmage yards...Posted career-best season in 2014, when he had 69 catches for 1,136 receiving yards, which ranked second in the SEC...Went to Havelock High School in Havelock, North Carolina.

REGULAR SEASON COMPARISON: RECEIVING - NEW ORLEANS SAINTS

DATE	OPP	W/L	GP/GS	REC	YDS.	AVG.	TD	LG	TGTS	YAC
11/26/17	LA vs. NO	W	P	1	9	9.0	0	9	2	9
TOTALS		**1/0**	**1/0**	**1**	**9**	**9.0**	**0**	**9**	**2**	**9**

PHAROH COOPER'S NFL REGULAR SEASON RUSHING/RECEIVING STATISTICS

				RECEIVING					RUSHING				
DATE	TEAM	GP	GS	NO.	YDS.	AVG.	LG	TD	NO.	YDS.	AVG.	LG	TD
2016	Rams	10	3	14	106	7.6	23	0	0	0	0.0	0	0
2017	Rams	16	1	11	84	7.6	26	0	1	6	6.0	6	0
2018	Rams	5	0	0	0	0.0	0	0	0	0	0.0	0	0
2018	Cardinals	2	0	0	0	0.0	0	0	0	0	0.0	0	0
2018	TOTAL	7	0	0	0	0.0	0	0	0	0	0.0	0	0
2019	Bengals	1	0	0	0	0.0	0	0	0	0	0.0	0	0
2019	Cardinals	12	1	25	243	9.7	28	1	1	2	2.0	2	0
2019	TOTAL	13	1	25	243	9.7	28	1	1	2	2.0	2	0
2020	Panthers	6	0	1	12	12.0	12	0	0	0	0.0	0	0
NFL TOTALS		**52**	**5**	**51**	**445**	**8.7**	**28**	**1**	**2**	**8**	**4.0**	**6**	**0**

PHAROH COOPER'S NFL POSTSEASON RUSHING/RECEIVING STATISTICS

				RECEIVING					RUSHING				
DATE	TEAM	GP	GS	NO.	YDS.	AVG.	LG	TD	NO.	YDS.	AVG.	LG	TD
2017	Rams	1	0	0	0	0.0	0	0	0	0	0.0	0	0
NFL TOTALS		**1**	**0**	**0**	**0**	**0.0**	**0**	**0**	**0**	**0**	**0.0**	**0**	**0**

PHAROH COOPER'S NFL REGULAR SEASON RETURN STATISTICS

		KICKOFF RETURNS					PUNT RETURNS					
DATE	TEAM	RET.	YDS.	AVG.	LG	TD	NO.	FC	YDS.	AVG.	LG	TD
2016	Rams	14	323	23.1	51	0	5	3	5	1.0	6	0
2017	Rams	34	932	27.4	103t	1	32	8	399	12.5	53	0
2018	Rams	13	277	21.3	28	0	2	1	12	6.0	12	0
2018	Cardinals	0	0	0.0	0	0	6	0	67	11.2	45	0
2018	TOTAL	13	277	21.3	28	0	8	1	79	9.9	45	0
2019	Bengals	0	0	0.0	0	0	0	0	0	0.0	0	0
2019	Cardinals	25	561	22.4	39	0	17	14	129	7.6	29	0
2019	TOTAL	25	561	22.4	39	0	17	14	129	7.6	29	0
2020	Panthers	13	322	24.8	38	0	9	7	48	5.3	19	0
NFL TOTALS		**99**	**2,415**	**24.4**	**103t**	**1**	**71**	**33**	**660**	**9.3**	**53**	**0**

PHAROH COOPER'S NFL POSTSEASON RETURN STATISTICS

		KICKOFF RETURNS					PUNT RETURNS					
DATE	TEAM	RET.	YDS.	AVG.	LG	TD	NO.	FC	YDS.	AVG.	LG	TD
2017	Rams	6	120	20.0	26	0	4	0	7	1.8	9	0
NFL TOTALS		**6**	**120**	**20.0**	**26**	**0**	**4**	**0**	**7**	**1.8**	**9**	**0**

SINGLE-GAME HIGHS: RUSHING/RECEIVING

Rush Attempts 1 vs. Atlanta Falcons, Oct 13, 2019
...1 more at 1.
Rushing Yards 6 at Arizona Cardinals, Dec 03, 2017
Longest Runs 6 at Arizona Cardinals, Dec 03, 2017
Receptions 4 vs. Los Angeles Rams, Dec 01, 2019
...2 more at 4.
Receiving Yards 36 vs. Arizona Cardinals, Jan 01, 2017
Longest Receptions 28 at Cincinnati Bengals, Oct 06, 2019
Receiving TDs 1 at San Francisco 49ers, Nov 17, 2019
All-purpose yards 180 at Seattle Seahawks, Dec 17, 2017
Kickoff Returns 5 at Seattle Seahawks, Dec 15, 2016
Kickoff Return Yards 129 vs. San Francisco 49ers, Dec 24, 2016
Longest Kickoff Return 103t at Jacksonville Jaguars, Oct 15, 2017
Kickoff Return TDs 1 at Jacksonville Jaguars, Oct 15, 2017
Fair Catches 3 at Los Angeles Rams, Dec 29, 2019
Punt Return Yards 128 at Seattle Seahawks, Dec 17, 2017
Longest Punt Return 53 at Seattle Seahawks, Dec 17, 2017
Punt Returns 7 at Seattle Seahawks, Dec 17, 2017
Special Teams Tackles 1 vs. Los Angeles Rams, Dec 01, 2019
...1 more at 1.
Miscellaneous Tackles 1 vs. Arizona Cardinals, Jan 01, 2017
...1 more at 1.
Most TDs 1 at San Francisco 49ers, Nov 17, 2019
...1 more at 1.

SINGLE-GAME HIGHS - POSTSEASON: RUSHING/RECEIVING

All-purpose yards 127 vs. Atlanta Falcons, Jan 06, 2018
Kickoff Returns 6 vs. Atlanta Falcons, Jan 06, 2018
Kickoff Return Yards 120 vs. Atlanta Falcons, Jan 06, 2018
Longest Kickoff Return 26 vs. Atlanta Falcons, Jan 06, 2018
Punt Return Yards 7 vs. Atlanta Falcons, Jan 06, 2018
Longest Punt Return 9 vs. Atlanta Falcons, Jan 06, 2018
Punt Returns 4 vs. Atlanta Falcons, Jan 06, 2018

2020 GAME-BY-GAME REGULAR SEASON STATISTICS (PANTHERS)

				RECEIVING					RUSHING						
DATE	OPPONENT	P/S	NO.	YDS.	AVG.	LG	TD	NO.	YDS.	AVG.	LG	TD	W/L	SCORE
09/13	Raiders	P	0	0	0.0	0	0	0	0	0.0	0	0	L	30-34
09/20	at Buccaneers	P	0	0	0.0	0	0	0	0	0.0	0	0	L	17-31
09/27	at Chargers	P	0	0	0.0	0	0	0	0	0.0	0	0	W	21-16
10/04	Cardinals	P	0	0	0.0	0	0	0	0	0.0	0	0	W	31-21
10/11	at Falcons	P	1	12	12.0	12	0	0	0	0.0	0	0	W	23-16
10/18	Bears	P	0	0	0.0	0	0	0	0	0.0	0	0	L	16-23
2020 TOTALS		**6-0**	**1**	**12**	**12.0**	**12**	**0**	**0**	**0**	**0.0**	**0**	**0**	**3-3**	

2020 GAME-BY-GAME REGULAR SEASON STATISTICS (PANTHERS)

			KICKOFF RETURNS					PUNT RETURNS							
DATE	OPPONENT	P/S	RET	YDS	AVG	LG	TD	NO	FC	YDS	AVG	LG	TD	W/L	SCORE
09/13	Raiders	P	4	109	27.3	38	0	2	0	29	14.5	19	0	L	30-34
09/20	at Buccaneers	P	0	0	0.0	0	0	2	2	-1	-0.5	0	0	L	17-31
09/27	at Chargers	P	1	35	35.0	35	0	1	1	8	8.0	8	0	W	21-16
10/04	Cardinals	P	2	42	21.0	24	0	2	2	6	3.0	6	0	W	31-21
10/11	at Falcons	P	3	64	21.3	24	0	1	1	-3	-3.0	-3	0	W	23-16
10/18	Bears	P	3	72	24.0	35	0	1	1	9	9.0	9	0	L	16-23
2020 TOTALS		**6-0**	**13**	**322**	**24.8**	**38**	**0**	**9**	**7**	**48**	**5.3**	**19**	**0**	**3-3**	

DENNIS DALEY

6'6" // 325

SOUTH CAROLINA
COLUMBIA, S.C.

65
G

EXPERIENCE (YEARS)		BIRTHDATE	ACQUIRED
NFL	PANTHERS		
2	2	8.7.96	D6-19

PRO CAREER

- Played in 14 games with nine starts for Carolina in his rookie season in 2019.
- Part of an offensive line that helped Christian McCaffrey become the third player in NFL history with over 1,000 yards rushing and 1,000 yards receiving.

TRANSACTIONS

Drafted in the sixth round (212th overall) in the 2019 NFL Draft by Carolina.

COLLEGE & PERSONAL

Played two seasons at South Carolina after transferring from Georgia Military College...Started 23 of the last 24 games...Played left tackle in 2018 and second half of 2017 after beginning season at guard...Started the first seven games of the 2018 season and was back in the lineup for final five games after an ankle injury...Invited to Senior Bowl at end of 2018 season...Played in 12 games with 11 starts in 2017 for South Carolina...SEC Academic Honor Roll...Transferred from Georgia Military College where he started in 2016 and 2015...Attended Ridge View High School in Columbia, S.C.

DENNIS DALEY'S NFL REGULAR SEASON STATISTICS

DATE	TEAM	GP	GS
2019	Panthers	14	9
2020	Panthers	0	0
NFL TOTALS		**14**	**9**

2020 GAME-BY-GAME REGULAR SEASON STATISTICS (PANTHERS)

DATE	OPPONENT	P/S		W/L	SCORE
09/13	Raiders		GAME INACTIVE	L	30-34
09/20	at Buccaneers		GAME INACTIVE	L	17-31
09/27	at Chargers		GAME INACTIVE	W	21-16
10/04	Cardinals		GAME INACTIVE	W	31-21
10/11	at Falcons		INACTIVE	W	23-16
10/18	Bears		ON INACTIVE LIST	L	16-23
2020 TOTALS		**0-0**		**3-3**	



MIKE DAVIS

5'9" // 220

SOUTH CAROLINA

STONE MOUNTAIN, GA.

28

RB

EXPERIENCE (YEARS)		BIRTHDATE	ACQUIRED
NFL	PANTHERS		
6	2	2.19.93	WV-19 CHI

PRO CAREER

- Saw action in five games for Carolina at the end of 2019, rushing for two yards on two attempts.
- Played in 15 games with two starts for Seattle in 2018, running for a career-best 514 yards on 112 carries with four rushing touchdowns...Added 34 catches for 214 yards and one touchdown.
- Had 240 rush yards in six games for Seattle in 2017...Also posted 15 receptions for 131 yards.
- Played two seasons with San Francisco in 2015 and 2016, totaling 108 rush yards.

TRANSACTIONS

Drafted by San Francisco in the fourth round of the 2015 NFL Draft...Placed on injured reserve (11/7/15)...Activated from the injured reserve/designated to return list (1/2/16)...Waived by San Francisco (5/5/17)...Claimed by Seattle (5/8/17)...Waived by Seattle (9/2/17)...Signed to Seattle practice squad (9/3/17)...Signed to Seattle active roster (11/14/17)...Re-signed with Seattle (3/23/18)...Signed as a free agent with Chicago (3/22/19)...Waived by Chicago (11/9/19)...Claimed off waivers by Carolina (11/11/19).

COLLEGE & PERSONAL

Played for three seasons at South Carolina from 2012-14...In 2013, rushed for 1,183 yards with 11 touchdowns and was a second-team All-SEC pick...As a junior in 2014, he rushed for 982 yards and nine touchdowns for the Gamecocks...Attended Stephenson High School in Stone Mountain, Ga.

REGULAR SEASON COMPARISON: RECEIVING - NEW ORLEANS SAINTS

DATE	OPP	W/L	GP/GS	REC	YDS.	AVG.	TD	LG	TGTS	YAC
11/6/16	SF vs. NO	L	P	1	9	9.0	0	9	1	6
TOTALS		**0/1**	**1/0**	**1**	**9**	**9.0**	**0**	**9**	**1**	**6**

MIKE DAVIS' NFL REGULAR SEASON RUSHING/RECEIVING STATISTICS

				RUSHING					RECEIVING				
DATE	TEAM	GP	GS	NO.	YDS.	AVG.	LG	TD	NO.	YDS.	AVG.	LG	TD
2015	49ers	6	0	35	58	1.7	13	0	7	38	5.4	11	0
2016	49ers	8	1	19	50	2.6	8	1	3	25	8.3	10	0
2017	Seahawks	6	6	68	240	3.5	33	0	15	131	8.7	23	0
2018	Seahawks	15	2	112	514	4.6	37	4	34	214	6.3	18	1
2019	Bears	7	1	11	25	2.3	8	0	7	22	3.1	7	0
2019	Panthers	5	0	2	2	1.0	2	0	0	0	0.0	0	0
2019	TOTAL	12	1	13	27	2.1	8	0	7	22	3.1	7	0
2020	Panthers	6	4	64	272	4.3	25	2	32	209	6.5	23	2
NFL TOTALS		**53**	**14**	**311**	**1,161**	**3.7**	**37**	**7**	**98**	**639**	**6.5**	**23**	**3**

MIKE DAVIS' NFL POSTSEASON RUSHING/RECEIVING STATISTICS

				RUSHING					RECEIVING				
DATE	TEAM	GP	GS	NO.	YDS.	AVG.	LG	TD	NO.	YDS.	AVG.	LG	TD
2018	Seahawks	1	0	4	10	2.5	3	0	2	22	11.0	13	0
NFL TOTALS		**1**	**0**	**4**	**10**	**2.5**	**3**	**0**	**2**	**22**	**11.0**	**13**	**0**

SINGLE-GAME HIGHS: RUSHING/RECEIVING

Rush Attempts	21 at Arizona Cardinals, Sep 30, 2018
Rushing Yards	101 at Arizona Cardinals, Sep 30, 2018
Longest Runs	37 vs. Los Angeles Rams, Oct 07, 2018
Rushing TDs	2 at Arizona Cardinals, Sep 30, 2018
Receptions	9 at Atlanta Falcons, Oct 11, 2020
Receiving Yards	74 at Tampa Bay Buccaneers, Sep 20, 2020
Longest Receptions	23 at Atlanta Falcons, Oct 11, 2020 ...1 more at 23.
Receiving TDs	1 at Atlanta Falcons, Oct 11, 2020 ...2 more at 1.
All-purpose yards	149 at Atlanta Falcons, Oct 11, 2020
Kickoff Returns	1 vs. Dallas Cowboys, Oct 02, 2016 ...1 more at 1.
Kickoff Return Yards	12 vs. Dallas Cowboys, Oct 02, 2016
Longest Kickoff Return	12 vs. Dallas Cowboys, Oct 02, 2016
Special Teams Tackles	1 vs. Washington, Dec 01, 2019 ...1 more at 1.
Miscellaneous Tackles	1 vs. Chicago Bears, Oct 18, 2020 ...2 more at 1.
Most TDs	2 at Arizona Cardinals, Sep 30, 2018

SINGLE-GAME HIGHS - POSTSEASON: RUSHING/RECEIVING

Rush Attempts	4 at Dallas Cowboys, Jan 05, 2019
Rushing Yards	10 at Dallas Cowboys, Jan 05, 2019
Longest Runs	3 at Dallas Cowboys, Jan 05, 2019 ...1 more at 3.
Receptions	2 at Dallas Cowboys, Jan 05, 2019
Receiving Yards	22 at Dallas Cowboys, Jan 05, 2019
Longest Receptions	13 at Dallas Cowboys, Jan 05, 2019 9 at Dallas Cowboys, Jan 05, 2019
All-purpose yards	32 at Dallas Cowboys, Jan 05, 2019

100-YARD RUSHING GAMES (1): REGULAR SEASON

DATE	TEAM	ATT.	YDS.	AVG.	LG	TD
09/30/18	at Cardinals	21	101	4.8	20t	2

2020 GAME-BY-GAME REGULAR SEASON STATISTICS (PANTHERS)

			RUSHING					RECEIVING						
DATE	OPPONENT	P/S	NO.	YDS.	AVG.	LG	TD	NO.	YDS.	AVG.	LG	TD	W/L	SCORE
09/13	Raiders	P	0	0	0.0	0	0	0	0	0.0	0	0	L	30-34
09/20	at Buccaneers	P	1	1	1.0	1	0	8	74	9.3	22	0	L	17-31
09/27	at Chargers	S	13	46	3.5	25	0	8	45	5.6	13t	1	W	21-16
10/04	Cardinals	S	16	84	5.3	21	1	5	27	5.4	20	0	W	31-21
10/11	at Falcons	S	16	89	5.6	15	0	9	60	6.7	23	1	W	23-16
10/18	Bears	S	18	52	2.9	12	1	2	3	1.5	2	0	L	16-23
2020 TOTALS		**6-4**	**64**	**272**	**4.3**	**25**	**2**	**32**	**209**	**6.5**	**23**	**2**	**3-3**	

RASUL DOUGLAS

6'2" // 209

WEST VIRGINIA

EAST ORANGE, NJ

24

CB

EXPERIENCE (YEARS)		BIRTHDATE	ACQUIRED
NFL	PANTHERS		
4	1	8.29.95	WV-20 PHI

PRO CAREER

- Started six games for the Eagles in 2019...Posted 35 tackles and 10 pass deflections.
- Had a career-best 58 tackles as he started seven games in 2018 for Philadelphia...Notched three interceptions, four pass deflections and six tackles for loss
- Played in 14 games with five starts as he helped the Eagles win the Super Bowl in 2017...Tallied 25 tackles with two interceptions and 11 pass deflections.

TRANSACTIONS

Drafted by Philadelphia in the third round (99th overall) of the 2017 Draft...Waived by Philadelphia (9/5/20)...Claimed off waivers by Carolina (9/6/20).

COLLEGE & PERSONAL

Played two seasons at West Virginia (2015-16) after transferring from Nassau Community College...Earned first team All-Big 12 in senior season as he tied for the most interceptions (8) in all of college football while posting 70 tackles...Went to East Orange High School in East Orange, N.J.

REGULAR SEASON COMPARISON: DEFENSIVE - NEW ORLEANS SAINTS

										TACKLES			MISC		
DATE	OPP	W/L	GP/GS	TOT	SOLO	ASST	SACK	YDS.	INT	TFL	PD	QBH	TD	FF	FR
11/18/18	PHI @ NO	L	S	3	3	0	0.0	0	0	0	0	0	0	0	0
TOTALS		**0/1**	**1/1**	**3**	**3**	**0**	**0.0**	**0**	**0**	**0**	**0**	**0**	**0**	**0**	**0**

POSTSEASON COMPARISON: DEFENSIVE - NEW ORLEANS SAINTS

										TACKLES			MISC		
DATE	OPP	W/L	GP/GS	TOT	SOLO	ASST	SACK	YDS.	INT	TFL	PD	QBH	TD	FF	FR
1/13/19	PHI @ NO	L	S	2	2	0	0.0	0	0	0	0	0	0	0	0
TOTALS		**0/1**	**1/1**	**2**	**2**	**0**	**0.0**	**0**	**0**	**0**	**0**	**0**	**0**	**0**	**0**

RASUL DOUGLAS' NFL REGULAR SEASON DEFENSIVE STATISTICS

				TACKLES								INTERCEPTIONS					O. FUMB			ST				MISC	
DATE	TEAM	GP	GS	TK	S	A	TFL	YDS	SK	YDS	QBH	NO	YDS	LG	TD	PD	FF	FR	YDS	TK	S	A	FF	FR	S	A
2017	Eagles	14	5	24	22	2	0	0	0.0	0.0	0	2	7	7	0	11	0	0	0	1	1	0	0	0	0	0
2018	Eagles	16	7	57	48	9	6	14	0.0	0.0	0	3	14	17	0	4	0	0	0	1	0	1	0	0	0	0
2019	Eagles	16	6	35	24	11	3	5	0.0	0.0	1	0	0	0	0	10	0	0	0	0	0	0	0	0	0	0
2020	Panthers	6	5	27	21	6	1	1	0.0	0.0	0	0	0	0	0	6	0	0	0	0	0	0	0	0	0	0
NFL TOTALS		**52**	**23**	**143**	**115**	**28**	**10**	**20**	**0.0**	**0.0**	**1**	**5**	**21**	**17**	**0**	**31**	**0**	**0**	**0**	**2**	**1**	**1**	**0**	**0**	**0**	**0**

RASUL DOUGLAS' NFL POSTSEASON DEFENSIVE STATISTICS

				TACKLES								INTERCEPTIONS					O. FUMB			ST				MISC	
DATE	TEAM	GP	GS	TK	S	A	TFL	YDS	SK	YDS	QBH	NO	YDS	LG	TD	PD	FF	FR	YDS	TK	S	A	FF	FR	S	A
2017	Eagles	3	0	0	0	0	0	0	0.0	0.0	0	0	0	0	0	0	0	0	0	0	0	0	0	0	0	0
2018	Eagles	2	2	10	10	0	0	0	0.0	0.0	0	0	0	0	0	1	0	0	0	0	0	0	0	0	0	0
2019	Eagles	1	0	0	0	0	0	0	0.0	0.0	0	0	0	0	0	0	0	0	0	0	0	0	0	0	0	0
NFL TOTALS		**6**	**2**	**10**	**10**	**0**	**0**	**0**	**0.0**	**0.0**	**0**	**0**	**0**	**0**	**0**	**1**	**0**	**0**	**0**	**0**	**0**	**0**	**0**	**0**	**0**	**0**

SINGLE-GAME HIGHS: DEFENSIVE

Total Tackles 14 at Los Angeles Rams, Dec 16, 2018
Passes Defensed 3 vs. Chicago Bears, Oct 18, 2020
...2 more at 3.
Tackles For Loss 2 vs. Detroit Lions, Sep 22, 2019

Interceptions 1 at Washington, Dec 30, 2018
...4 more at 1.
Interception Return Yards 17 at Dallas Cowboys, Dec 09, 2018
Special Teams Tackles 1 vs. Carolina Panthers, Oct 21, 2018
...1 more at 1.

SINGLE-GAME HIGHS - POSTSEASON: DEFENSIVE

Total Tackles 8 at Chicago Bears, Jan 06, 2019
2 at New Orleans Saints, Jan 13, 2019

Passes Defensed 1 at Chicago Bears, Jan 06, 2019

2020 GAME-BY-GAME REGULAR SEASON STATISTICS (PANTHERS)

			TACKLES								INTERCEPTIONS					O. FUMB			ST					MISC			
DATE	OPPONENT	P/S	TK	S	A	SK	YDS	TFL	YDS	QBH	NO	YDS	LG	TD	PD	FF	FR	YDS	TK	S	A	FF	FR	S	A	W/L	SCORE
09/13	Raiders	P	1	1	0	0.0	0.0	0	0	0	0	0	0	0	2	0	0	0	0	0	0	0	0	0	0	L	30-34
09/20	at Buccaneers	S	7	7	0	0.0	0.0	1	1	0	0	0	0	0	0	0	0	0	0	0	0	0	0	0	0	L	17-31
09/27	at Chargers	S	6	2	4	0.0	0.0	0	0	0	0	0	0	0	0	0	0	0	0	0	0	0	0	0	0	W	21-16
10/04	Cardinals	S	4	4	0	0.0	0.0	0	0	0	0	0	0	0	0	0	0	0	0	0	0	0	0	0	0	W	31-21
10/11	at Falcons	S	8	6	2	0.0	0.0	0	0	0	0	0	0	0	1	0	0	0	0	0	0	0	0	0	0	W	23-16
10/18	Bears	S	1	1	0	0.0	0.0	0	0	0	0	0	0	0	3	0	0	0	0	0	0	0	0	0	0	L	16-23
2020 TOTALS		**6-5**	**27**	**21**	**6**	**0.0**	**0.0**	**1**	**1**	**0**	**0**	**0**	**0**	**0**	**6**	**0**	**0**	**0**	**0**	**0**	**0**	**0**	**0**	**0**	**0**	**3-3**	

2019 GAME-BY-GAME POSTSEASON STATISTICS (EAGLES)

			TACKLES								INTERCEPTIONS					O. FUMB			ST					MISC			
DATE	OPPONENT	P/S	TK	S	A	SK	YDS	TFL	YDS	QBH	NO	YDS	LG	TD	PD	FF	FR	YDS	TK	S	A	FF	FR	S	A	W/L	SCORE
01/05	Seahawks	P	0	0	0	0.0	0.0	0	0	0	0	0	0	0	0	0	0	0	0	0	0	0	0	0	0	L	9-17
2019 TOTALS		**1-0**	**0**	**0**	**0**	**0.0**	**0.0**	**0**	**0**	**0**	**0**	**0**	**0**	**0**	**0**	**0**	**0**	**0**	**0**	**0**	**0**	**0**	**0**	**0**	**0**	**0-1**	

CORN ELDER

5'10" // 185

MIAMI (FL)

NASHVILLE, TENN.

29

CB

EXPERIENCE (YEARS)		BIRTHDATE	ACQUIRED
NFL	PANTHERS		
4	3	10.9.94	D5-17

PRO CAREER

- Spent first 10 weeks of 2019 season on New York Giants practice squad...Saw action in one game for Carolina in 2019.
- Played in 13 games for Carolina in 2018...Tallied four tackles on defense.
- Did not play in any games during rookie season in 2017...Suffered knee injury during training camp and was placed on injured reserve prior to the start of the regular season.

TRANSACTIONS

Selected in the fifth round (152nd overall) of the NFL Draft by Carolina (4/29/17)...Placed on injured reserve (knee) by Carolina (9/3/17)...Waived by Carolina (8/30/19)...Signed to New York Giants practice squad (9/2/19)...Signed by Carolina (11/12/19).

COLLEGE & PERSONAL

Played in 49 games with 21 starts at Miami (Fla.)...Tallied 158 tackles, 11.5 tackles for loss, six sacks, three interceptions, 27 passes defensed, one forced fumble and four fumble recoveries...Averaged 27.8 yards on 12 kickoff returns for 333 yards and one touchdown...Returned 12 punts for 152 yards and one touchdown...First-team All-Atlantic Coast Conference as a senior in 2016 after leading the conference in passes defensed with 12...Added 76 tackles, three sacks, one interception, one forced fumble and one fumble recovery...In 2015, as a junior, ranked first on the Hurricanes with 11 passes defensed to go along with two interceptions...Scored the game-winning touchdown on the game's final play against Duke, handling three of eight laterals on a kickoff that was returned for a score...Attended The Ensworth School in Nashville, Tenn. Full first name is Cornelius.

CORN ELDER'S NFL REGULAR SEASON DEFENSIVE STATISTICS

				TACKLES							INTERCEPTIONS					O. FUMB			ST				MISC	
DATE	TEAM	GP	GS	TK	S	A	TFL	YDS	SK	YDS	QBH	NO	YDS	LG	TD	PD	FF	FR	YDS	TK	S	A	FF	FR	S	A
2017	Panthers	0	0	0	0	0	0	0	0.0	0.0	0	0	0	0	0	0	0	0	0	0	0	0	0	0	0	0
2018	Panthers	13	0	3	3	0	0	0	0.0	0.0	0	0	0	0	0	0	0	0	0	0	0	0	0	0	0	0
2019	Giants	0	0	0	0	0	0	0	0.0	0.0	0	0	0	0	0	0	0	0	0	0	0	0	0	0	0	0
2019	Panthers	1	0	0	0	0	0	0	0.0	0.0	0	0	0	0	0	0	0	0	0	0	0	0	0	0	0	0
2019	TOTAL	1	0	0	0	0	0	0	0.0	0.0	0	0	0	0	0	0	0	0	0	0	0	0	0	0	0	0
2020	Panthers	6	0	16	10	6	0	0	0.0	0.0	0	0	0	0	0	2	0	0	0	1	0	1	0	0	0	0
NFL TOTALS		**20**	**0**	**19**	**13**	**6**	**0**	**0**	**0.0**	**0.0**	**0**	**0**	**0**	**0**	**0**	**2**	**0**	**0**	**0**	**1**	**0**	**1**	**0**	**0**	**0**	**0**

CORN ELDER'S NFL POSTSEASON DEFENSIVE STATISTICS

				TACKLES							INTERCEPTIONS					O. FUMB			ST				MISC	
DATE	TEAM	GP	GS	TK	S	A	TFL	YDS	SK	YDS	QBH	NO	YDS	LG	TD	PD	FF	FR	YDS	TK	S	A	FF	FR	S	A
2017	Panthers	0	0	0	0	0	0	0	0.0	0.0	0	0	0	0	0	0	0	0	0	0	0	0	0	0	0	0
NFL TOTALS		**0**	**0**	**0**	**0**	**0**	**0**	**0**	**0.0**	**0.0**	**0**	**0**	**0**	**0**	**0**	**0**	**0**	**0**	**0**	**0**	**0**	**0**	**0**	**0**	**0**	**0**

SINGLE-GAME HIGHS: DEFENSIVE

Total Tackles 4 vs. Chicago Bears, Oct 18, 2020
...1 more at 4.

Passes Defensed 1 at Atlanta Falcons, Oct 11, 2020
...1 more at 1.

Special Teams Tackles 1 at Atlanta Falcons, Oct 11, 2020

2020 GAME-BY-GAME REGULAR SEASON STATISTICS (PANTHERS)

			TACKLES								INTERCEPTIONS					O. FUMB			ST				MISC			
DATE	OPPONENT	P/S	TK	S	A	SK	YDS	TFL	YDS	QBH	NO	YDS	LG	TD	PD	FF	FR	YDS	TK	S	A	FF	FR	S	A	W/L	SCORE
09/13	Raiders	P	1	1	0	0.0	0.0	0	0	0	0	0	0	0	0	0	0	0	0	0	0	0	0	0	0	L	30-34
09/20	at Buccaneers	P	3	1	2	0.0	0.0	0	0	0	0	0	0	0	1	0	0	0	0	0	0	0	0	0	0	L	17-31
09/27	at Chargers	P	4	2	2	0.0	0.0	0	0	0	0	0	0	0	0	0	0	0	0	0	0	0	0	0	0	W	21-16
10/04	Cardinals	P	1	1	0	0.0	0.0	0	0	0	0	0	0	0	0	0	0	0	0	0	0	0	0	0	0	W	31-21
10/11	at Falcons	P	3	2	1	0.0	0.0	0	0	0	0	0	0	0	1	0	0	0	1	0	1	0	0	0	0	W	23-16
10/18	Bears	P	4	3	1	0.0	0.0	0	0	0	0	0	0	0	0	0	0	0	0	0	0	0	0	0	0	L	16-23
2020 TOTALS		**6-0**	**16**	**10**	**6**	**0.0**	**0.0**	**0**	**0**	**0**	**0**	**0**	**0**	**0**	**2**	**0**	**0**	**0**	**1**	**0**	**1**	**0**	**0**	**0**	**0**	**3-3**	

SAM FRANKLIN

6'3" // 210

TEMPLE
CRYSTAL RIVER, FLA.

42
LB

EXPERIENCE (YEARS)		BIRTHDATE	ACQUIRED
NFL	PANTHERS	2.2.96	FA-20
R	R		

TRANSACTIONS

Signed as an undrafted free agent with Carolina (5/2/20).

COLLEGE & PERSONAL

Spent four years at Temple tallying 194 career tackles, 24.0 tackles for loss, 8.0 sacks, two interceptions, 10 passes defensed and two touchdowns...As a senior in 2019 was awarded a single-digit jersey, an honor given to the toughest players on the team...Finished the year with 68 tackles, 7.5 tackles for loss, 1.0 sack, an interception and three fumble recoveries...Named Second-Team All-AAC...As a junior in 2018 tallied 63 tackles, 7.0 tackles for loss, 3.0 sacks, an interception, a forced fumble and a fumble recovery...As a sophomore in 2017 totaled 59 tackles, 9.5 tackles for loss, 4.0 sacks and six passes defensed on the year...Made his first career start...Appeared in all 14 games as a true freshman in 2016...Totaled four tackles on the year...Played on special teams in every game.

Attended Citrus High School in Inverness, Florida...Started at both wide receiver and defensive back...Played one season at East Coast Prep following high school graduation...Also a two-year varsity basketball player...Majored in adult and organizational development.

SAM FRANKLIN'S NFL REGULAR SEASON DEFENSIVE STATISTICS

				TACKLES								INTERCEPTIONS					O. FUMB			ST					MISC	
DATE	TEAM	GP	GS	TK	S	A	TFL	YDS	SK	YDS	QBH	NO	YDS	LG	TD	PD	FF	FR	YDS	TK	S	A	FF	FR	S	A
2020	Panthers	6	0	2	2	0	0	0	0.0	0.0	0	0	0	0	0	0	0	0	0	0	0	0	0	0	0	0
NFL TOTALS		**6**	**0**	**2**	**2**	**0**	**0**	**0**	**0.0**	**0.0**	**0**	**0**	**0**	**0**	**0**	**0**	**0**	**0**	**0**	**0**	**0**	**0**	**0**	**0**	**0**	**0**

SINGLE-GAME HIGHS: DEFENSIVE

Total Tackles 2 vs. Chicago Bears, Oct 18, 2020

2020 GAME-BY-GAME REGULAR SEASON STATISTICS (PANTHERS)

			TACKLES								INTERCEPTIONS					O. FUMB			ST					MISC			
DATE	OPPONENT	P/S	TK	S	A	SK	YDS	TFL	YDS	QBH	NO	YDS	LG	TD	PD	FF	FR	YDS	TK	S	A	FF	FR	S	A	W/L	SCORE
09/13	Raiders	P	0	0	0	0.0	0.0	0	0	0	0	0	0	0	0	0	0	0	0	0	0	0	0	0	0	L	30-34
09/20	at Buccaneers	P	0	0	0	0.0	0.0	0	0	0	0	0	0	0	0	0	0	0	0	0	0	0	0	0	0	L	17-31
09/27	at Chargers	P	0	0	0	0.0	0.0	0	0	0	0	0	0	0	0	0	0	0	0	0	0	0	0	0	0	W	21-16
10/04	Cardinals	P	0	0	0	0.0	0.0	0	0	0	0	0	0	0	0	0	0	0	0	0	0	0	0	0	0	W	31-21
10/11	at Falcons	P	0	0	0	0.0	0.0	0	0	0	0	0	0	0	0	0	0	0	0	0	0	0	0	0	0	W	23-16
10/18	Bears	P	2	2	0	0.0	0.0	0	0	0	0	0	0	0	0	0	0	0	0	0	0	0	0	0	0	L	16-23
2020 TOTALS		**6-0**	**2**	**2**	**0**	**0.0**	**0.0**	**0**	**0**	**0**	**0**	**0**	**0**	**0**	**0**	**0**	**0**	**0**	**0**	**0**	**0**	**0**	**0**	**0**	**3-3**	



WILL GRIER

6'1" // 220

WEST VIRGINIA

CHARLOTTE, N.C.

7

QB

EXPERIENCE (YEARS)		BIRTHDATE	ACQUIRED
NFL	PANTHERS		
2	2	4.3.95	D3-19

PRO CAREER

- Played and started in final two games of 2019 season.
- Completed 28-of-52 passes for 228 pass yards and four interceptions on the year.

TRANSACTIONS

Drafted in the third round (100th overall) of the 2019 NFL Draft by Carolina.

COLLEGE & PERSONAL

Three-year player at West Virginia where he was a Heisman Trophy Finalist and fourth team All-American in 2018...Maxwell Award Finalist, Johnny Unitas Golden Arm Award Top 5 Finalist, Manning Award Finalist...Finished career with 71 touchdown passes and 7,354 career passing yards at West Virginia, ranking second and third in both categories in program history...Posted a 65.7 career completion percentage...Finished 2018 season as the NCAA active leader in passing yards per game (305.6)...ranked fifth in the NCAA in career pass efficiency (165.1)...Threw 37 touchdowns in 2018, second all-time in West Virginia history and second in the nation in passing touchdowns per game...Amassed 3,864 passing yards in 2018, third in West Virginia history and third in the nation in passing yards per game...Completed a career-best 67.0 percent of his passes in 2018...Threw for four or more touchdowns in nine games...In 2017, started 11 games before season ended with a hand injury...All-Big 12 Second Team...Threw for 3,490 yards and 34 passing touchdowns in 2017...Sat out 2016 season due to transfer requirements...Played in six games for Florida in 2015, completing 106-161 passes for 1,204 yards, 10 touchdowns and three interceptions. Attended Davidson Day School outside of Charlotte, N.C...Son of former ECU quarterback Chad Grier who was his coach at Davidson Day School.

REGULAR SEASON COMPARISON: PASSING - NEW ORLEANS SAINTS

DATE	OPP	W/L	GP/GS	C	ATT	YDS.	AVG.	TD	LG	INT	SK	SKYD	RTG
12/29/19	CAR vs. NO	L	S	1	8	4	0.5	0	4	1	1	7	0.0
TOTALS		**0/1**	**1/1**	**1**	**8**	**4**	**0.5**	**0**	**4**	**1**	**1**	**7**	**--**

WILL GRIER'S NFL REGULAR SEASON PASSING/RUSHING STATISTICS

				PASSING											RUSHING				
DATE	TEAM	GP	GS	ATT.	CMP.	PCT.	YDS	AVG.	TD	INT.	LG	SK	LST	RATE	NO.	YDS.	AVG.	LG	TD
2019	Panthers	2	2	52	28	53.8	228	4.4	0	4	28	6	44	33.2	7	22	3.1	11	0
2020	Panthers	0	0	0	0	0.0	0	0.0	0	0	0	0	0	0.0	0	0	0.0	0	0
TOTALS		**2**	**2**	**52**	**28**	**53.8**	**228**	**4.4**	**0**	**4**	**28**	**6**	**44**	**33.2**	**7**	**22**	**3.1**	**11**	**0**

SINGLE-GAME HIGHS: QUARTERBACK

Pass Attempts	44 at Indianapolis Colts, Dec 22, 2019
Pass Completions	27 at Indianapolis Colts, Dec 22, 2019
Yards Passing	224 at Indianapolis Colts, Dec 22, 2019
Long Passes	28 at Indianapolis Colts, Dec 22, 2019
Completion Percentage	61.4 at Indianapolis Colts, Dec 22, 2019
Passer Rating	46 at Indianapolis Colts, Dec 22, 2019
Rush Attempts	4 at Indianapolis Colts, Dec 22, 2019
Rushing Yards	17 at Indianapolis Colts, Dec 22, 2019
Longest Runs	11 at Indianapolis Colts, Dec 22, 2019

2020 GAME-BY-GAME REGULAR SEASON STATISTICS (PANTHERS)

			PASSING											RUSHING					
DATE	OPPONENT	P/S	ATT	CMP	YDS	PCT	Y/A	Y/C	TD	INT	LG	SK/YD	RATE	ATT	YDS	LG	TD	W/L	SCORE
09/13	Raiders		DID NOT PLAY (NON-INJURY)															L	30-34
09/20	at Buccaneers		GAME INACTIVE															L	17-31
09/27	at Chargers		DID NOT PLAY (NON-INJURY)															W	21-16
10/04	Cardinals		DID NOT PLAY (NON-INJURY)															W	31-21
10/11	at Falcons		DID NOT PLAY (NON-INJURY)															W	23-16
10/18	Bears		ON INACTIVE LIST															L	16-23
2020 TOTALS		**0-0**	**0**	**0**	**0**	**0.0**	**0.0**	**0.0**	**0**	**0**	**0**	**0/0**	**0.0**	**0**	**0**	**0**	**0**	**3-3**	

WOODROW HAMILTON

6'3" // 315

MISSISSIPPI

RALEIGH, MISS.

78

DT

EXPERIENCE (YEARS)		BIRTHDATE	ACQUIRED
NFL	PANTHERS		
2	2	12.20.92	FA-19

PRO CAREER

- Signed with Carolina in Week 13 of 2019 but was inactive for the final five games of the season.
- Signed a reserve/future contract with Carolina following the 2018 season.
- Played in one game for New Orleans in the playoffs, tallying three tackles.
- Played in first career game and started for New England at Cleveland (10/9/16).

TRANSACTIONS

Signed as an undrafted free agent by New England (5/6/16)...Waived by New England (9/3/16)...Signed to New England practice squad (9/4/16)...Signed to New England active roster (10/8/16)...Waived by New England (12/21/16)...Signed to New England practice squad (12/27/16)...Waived/injured by New England (9/2/17)...Signed to New Orleans practice squad (10/10/17)...Signed to New Orleans active roster (1/10/18)...Waived by New Orleans (8/31/18)...Signed to New Orleans practice squad (9/3/18)...Terminated from New Orleans practice squad (9/27/18)...Signed to New York Giants practice squad (12/12/18)...Signed a reserve future contract with Carolina (12/31/18)...Waived by Carolina (8/30/19)...Signed as a free agent by Carolina (11/27/19)...Signed to the active roster from Carolina's practice squad (10/17/20).

COLLEGE & PERSONAL

Played in 47 games with 25 starts at nose tackle and finished with 83 tackles and three sacks and one pass defensed for Mississippi...As a senior, he started all 12 games and totaled 29 tackles and one sack...Attended Raleigh HS in Raleigh, Miss.

WOODROW HAMILTON'S NFL REGULAR SEASON DEFENSIVE STATISTICS

				TACKLES								INTERCEPTIONS					O. FUMB			ST				
DATE	TEAM	GP	GS	TK	S	A	TFL	YDS	SK	YDS	QBH	NO	YDS	LG	TD	PD	FF	FR	YDS	TK	S	A	FF	FR
2016	Patriots	2	1	3	1	2	0	0	0.0	0.0	0	0	0	0	0	0	0	0	0	0	0	0	0	0
2019	Panthers	0	0	0	0	0	0	0	0.0	0.0	0	0	0	0	0	0	0	0	0	0	0	0	0	0
2020	Panthers	1	0	1	1	0	0	0	0.0	0.0	0	0	0	0	0	0	0	1	0	0	0	0	0	0
NFL TOTALS		**3**	**1**	**4**	**2**	**2**	**0**	**0**	**0.0**	**0.0**	**0**	**0**	**0**	**0**	**0**	**0**	**0**	**1**	**0**	**0**	**0**	**0**	**0**	**0**

WOODROW HAMILTON'S NFL POSTSEASON DEFENSIVE STATISTICS

				TACKLES								INTERCEPTIONS					O. FUMB			ST				
DATE	TEAM	GP	GS	TK	S	A	TFL	YDS	SK	YDS	QBH	NO	YDS	LG	TD	PD	FF	FR	YDS	TK	S	A	FF	FR
2017	Saints	1	0	3	2	1	0	0	0.0	0.0	0	0	0	0	0	0	0	0	0	0	0	0	0	0
NFL TOTALS		**1**	**0**	**3**	**2**	**1**	**0**	**0**	**0.0**	**0.0**	**0**	**0**	**0**	**0**	**0**	**0**	**0**	**0**	**0**	**0**	**0**	**0**	**0**	**0**

SINGLE-GAME HIGHS: DEFENSIVE

Total Tackles 2 at Cleveland Browns, Oct 09, 2016

Fumble Recoveries 1 at Tampa Bay Buccaneers, Sep 20, 2020

SINGLE-GAME HIGHS - POSTSEASON: DEFENSIVE

Total Tackles 3 at Minnesota Vikings, Jan 14, 2018

2020 GAME-BY-GAME REGULAR SEASON STATISTICS (PANTHERS)

			TACKLES								INTERCEPTIONS					O. FUMB			ST					MISC			
DATE	OPPONENT	P/S	TK	S	A	SK	YDS	TFL	YDS	QBH	NO	YDS	LG	TD	PD	FF	FR	YDS	TK	S	A	FF	FR	S	A	W/L	SCORE
09/13	Raiders		PRACTICE SQUAD																							L	30-34
09/20	at Buccaneers	P	1	1	0	0.0	0.0	0	0	0	0	0	0	0	0	0	1	0	0	0	0	0	0	0	0	L	17-31
09/27	at Chargers		PRACTICE SQUAD																							W	21-16
10/04	Cardinals		PRACTICE SQUAD																							W	31-21
10/11	at Falcons		PRACTICE SQUAD																							W	23-16
10/18	Bears		ON INACTIVE LIST																							L	16-23
2020 TOTALS		**1-0**	**1**	**1**	**0**	**0.0**	**0.0**	**0**	**0**	**0**	**0**	**0**	**0**	**0**	**0**	**0**	**1**	**0**	**0**	**0**	**0**	**0**	**0**	**0**	**0**	**3-3**	

MYLES HARTSFIELD

5'11" // 210

MISSISSIPPI

SAYREVILLE, N.J.

38

DB

EXPERIENCE (YEARS)		BIRTHDATE	ACQUIRED
NFL	PANTHERS	8.5.97	FA-20
R	R		

TRANSACTIONS

Signed as an undrafted free agent with Carolina (4/30/20).

COLLEGE & PERSONAL

Played four seasons at Ole Miss tallying 167 career tackles, 8.0 tackles for loss, three interceptions and 17 pass break ups...As a senior, totaled 41 tackles, 2.5 tackles for loss, one interception and four passes defensed...Led the team with seven pass breakups as a junior...Earned Freshman All-America third team honors from Athlon in 2016...Named Freshman All-SEC...Finished fifth on team with 43 total tackles. Attended East Coast Prep in Barrington, Massachusetts...Majored in general studies at Ole Miss with minors in journalism, recreation administration and legal studies.

MYLES HARTSFIELD'S NFL REGULAR SEASON DEFENSIVE STATISTICS

				TACKLES							INTERCEPTIONS					O. FUMB			ST				MISC	
DATE	TEAM	GP	GS	TK	S	A	TFL	YDS	SK	YDS	QBH	NO	YDS	LG	TD	PD	FF	FR	YDS	TK	S	A	FF	FR	S	A
2020	Panthers	6	0	0	0	0	0	0	0.0	0.0	0	0	0	0	0	0	0	0	0	0	0	0	0	0	0	0
NFL TOTALS		**6**	**0**	**0**	**0**	**0**	**0**	**0**	**0.0**	**0.0**	**0**	**0**	**0**	**0**	**0**	**0**	**0**	**0**	**0**	**0**	**0**	**0**	**0**	**0**	**0**	**0**

2020 GAME-BY-GAME REGULAR SEASON STATISTICS (PANTHERS)

			TACKLES								INTERCEPTIONS					O. FUMB			ST				MISC			
DATE	OPPONENT	P/S	TK	S	A	SK	YDS	TFL	YDS	QBH	NO	YDS	LG	TD	PD	FF	FR	YDS	TK	S	A	FF	FR	S	A	W/L	SCORE
09/13	Raiders	P	0	0	0	0.0	0.0	0	0	0	0	0	0	0	0	0	0	0	0	0	0	0	0	0	0	L	30-34
09/20	at Buccaneers	P	0	0	0	0.0	0.0	0	0	0	0	0	0	0	0	0	0	0	0	0	0	0	0	0	0	L	17-31
09/27	at Chargers	P	0	0	0	0.0	0.0	0	0	0	0	0	0	0	0	0	0	0	0	0	0	0	0	0	0	W	21-16
10/04	Cardinals	P	0	0	0	0.0	0.0	0	0	0	0	0	0	0	0	0	0	0	0	0	0	0	0	0	0	W	31-21
10/11	at Falcons	P	0	0	0	0.0	0.0	0	0	0	0	0	0	0	0	0	0	0	0	0	0	0	0	0	0	W	23-16
10/18	Bears	P	0	0	0	0.0	0.0	0	0	0	0	0	0	0	0	0	0	0	0	0	0	0	0	0	0	L	16-23
2020 TOTALS		**6-0**	**0**	**0**	**0**	**0.0**	**0.0**	**0**	**0**	**0**	**0**	**0**	**0**	**0**	**0**	**0**	**0**	**0**	**0**	**0**	**0**	**0**	**0**	**0**	**3-3**	

MARQUIS HAYNES

6'2" // 235

MISSISSIPPI

JACKSONVILLE, FLA.

98

DE

EXPERIENCE (YEARS)		BIRTHDATE	ACQUIRED
NFL	PANTHERS		
3	3	12.16.93	D4B-18

PRO CAREER

- Saw action in 11 games for Carolina in 2019...Tallied 10 tackles with 1.0 sack and one stop on special teams.
- Played in four games for Carolina in 2018...Totaled one tackle on defense and two special teams tackles on the season.

TRANSACTIONS

Drafted by the Carolina Panthers in the fourth round of the 2018 Draft (136th overall).

COLLEGE & PERSONAL

Played four seasons at Ole Miss becoming modern-era career sacks leader with 32 career sacks…Also holds modern-era career tackles for loss record with 47.5…In 2017, earned All-SEC Second Team accolades and participated in the Senior Bowl…Tallied 45 tackles on the season, including 7.5 sacks which ranked fifth in the SEC…Notched team-best 11.5 tackles for loss with three forced fumbles…In 2016, earned All-SEC Third Team honors…Led team in TFLs (11.0), sacks (7.0) forced fumbles (3) and QB hurries (8)…Finished third on team with 53 tackles…Tied for second in SEC and 15th nationally with three forced fumbles…Earned All-SEC Second Team honors in 2015, winning SEC Defensive Lineman of the Week honors three times…Tied for fourth in the SEC and 19th in the country with 10.0 sacks…In 2014, named to the Freshman All-America First Team by numerous publications…Tied for fourth among all freshman in nation in sacks (7.5), setting an Ole Miss freshman record. Went to University Christian High School in Jacksonville, Fla.

REGULAR SEASON COMPARISON: DEFENSIVE - NEW ORLEANS SAINTS

										TACKLES				MISC		
DATE	OPP	W/L	GP/GS	TOT	SOLO	ASST	SACK	YDS.	INT	TFL	PD	QBH	TD	FF	FR
12/30/18	CAR @ NO	W	P	1	0	1	0.0	0	0	0	0	0	0	0	0
TOTALS		**1/0**	**1/0**	**1**	**0**	**1**	**0.0**	**0**	**0**	**0**	**0**	**0**	**0**	**0**	**0**

MARQUIS HAYNES' NFL REGULAR SEASON DEFENSIVE STATISTICS

				TACKLES								INTERCEPTIONS					O. FUMB			ST				
DATE	TEAM	GP	GS	TK	S	A	TFL	YDS	SK	YDS	QBH	NO	YDS	LG	TD	PD	FF	FR	YDS	TK	S	A	FF	FR
2018	Panthers	4	0	2	1	1	0	0	0.0	0.0	0	0	0	0	0	0	0	0	0	2	0	2	0	0
2019	Panthers	11	0	10	4	6	1	7	1.0	7.0	2	0	0	0	0	0	0	1	15	2	1	1	0	0
2020	Panthers	6	0	7	6	1	2	13	2.0	13.0	3	0	0	0	0	1	0	0	0	0	0	0	0	0
NFL TOTALS		**21**	**0**	**19**	**11**	**8**	**3**	**20**	**3.0**	**20.0**	**5**	**0**	**0**	**0**	**0**	**1**	**0**	**1**	**15**	**4**	**1**	**3**	**0**	**0**

SINGLE-GAME HIGHS: DEFENSIVE

Total Tackles 4 vs. Tampa Bay Buccaneers, Sep 12, 2019

Sacks 1.0 at Atlanta Falcons, Oct 11, 2020
...2 more at 1.0.

Passes Defensed 1 at Atlanta Falcons, Oct 11, 2020

Fumble Recoveries 1 vs. Jacksonville Jaguars, Oct 06, 2019

Tackles For Loss 1 at Atlanta Falcons, Oct 11, 2020
...2 more at 1.

Special Teams Tackles 1 at Atlanta Falcons, Dec 08, 2019
...3 more at 1.

2020 GAME-BY-GAME REGULAR SEASON STATISTICS (PANTHERS)

			TACKLES								INTERCEPTIONS					O. FUMB			ST					MISC			
DATE	OPPONENT	P/S	TK	S	A	SK	YDS	TFL	YDS	QBH	NO	YDS	LG	TD	PD	FF	FR	YDS	TK	S	A	FF	FR	S	A	W/L	SCORE
09/13	Raiders	P	1	1	0	0.0	0.0	0	0	0	0	0	0	0	0	0	0	0	0	0	0	0	0	0	0	L	30-34
09/20	at Buccaneers	P	1	0	1	0.0	0.0	0	0	0	0	0	0	0	0	0	0	0	0	0	0	0	0	0	0	L	17-31
09/27	at Chargers	P	1	1	0	1.0	11.0	1	11	1	0	0	0	0	0	0	0	0	0	0	0	0	0	0	0	W	21-16
10/04	Cardinals	P	2	2	0	0.0	0.0	0	0	0	0	0	0	0	0	0	0	0	0	0	0	0	0	0	0	W	31-21
10/11	at Falcons	P	1	1	0	1.0	2.0	1	2	1	0	0	0	0	1	0	0	0	0	0	0	0	0	0	0	W	23-16
10/18	Bears	P	1	1	0	0.0	0.0	0	0	1	0	0	0	0	0	0	0	0	0	0	0	0	0	0	0	L	16-23
2020 TOTALS		**6-0**	**7**	**6**	**1**	**2.0**	**13.0**	**2**	**13**	**3**	**0**	**0**	**0**	**0**	**1**	**0**	**0**	**0**	**0**	**0**	**0**	**0**	**0**	**0**	**0**	**3-3**	

DONTE JACKSON

5'10" // 180

LOUISIANA STATE

METARIE, LA.

26

CB

EXPERIENCE (YEARS)		BIRTHDATE	ACQUIRED
NFL	PANTHERS		
3	3	11.8.95	D2-18

NFL RANKINGS

- Totaled seven interceptions over his first two seasons, tied for second-most among NFL cornerbacks in 2018-19.

FRANCHISE RANKINGS

- His seven interceptions over his first two career season tied Ricky Manning for second-most in franchise history behind Chris Gamble (13).
- Became first player in franchise history to return a two-point conversion attempt for a defensive score, intercepting New Orleans' Drew Brees in Week 15 (12/17/18) and returning it 98 yards.

PRO CAREER

- Played in 13 games with 10 starts for Carolina in 2019...Tallied 40 tackles while tying for the team lead with three interceptions...Notched eight pass deflections.
- Started all 16 games for Carolina in 2018...Tallied 75 tackles, one sack, one forced fumble, seven passes defensed and four interceptions, tying for seventh in the NFL in interceptions and first among rookies.
- Secured a career-high two interceptions against Cincinnati in Week 3 (9/23/18), including one late in the fourth quarter that sealed the team's victory.

TRANSACTIONS

Drafted by the Carolina Panthers in the second round of the 2018 Draft (55th overall).

COLLEGE & PERSONAL

Played in 37 games with 24 starts in the secondary for the Tigers…For career, compiled 116 tackles, 4.0 tackles for loss, and four interceptions…Added 22 pass breakups and a sack…Named All-America Second Team by Sporting News in 2017…All-SEC Second Team in 2017…In 2017, finished with 51 tackles, 3.5 tackles for loss, a sack and an interception…Ranked second on team in pass breakups with 10…Recorded a career-best nine tackles in road win over Florida…In his sophomore season of 2016, he played in 12 games with 11 starts...Recorded the second-most pass breakups with eight on the season...Also had 39 tackles...Returned seven kickoffs during the season, including a long of 40 against Jacksonville State…Also totaled two interceptions and a forced fumble.

Competed on LSU's track teams as one of the NCAA's top sprinters during the 2017 track season…An SEC finalist in the 60 meters indoors and 100 meters outdoors at the SEC Championships…Owns a personal best of 6.63 in the 60-meter dash from the 2016 season to rank No. 4 on LSU's all-time indoor performance list in the event.

REGULAR SEASON COMPARISON: DEFENSIVE - NEW ORLEANS SAINTS

										TACKLES			MISC		
DATE	OPP	W/L	GP/GS	TOT	SOLO	ASST	SACK	YDS.	INT	TFL	PD	QBH	TD	FF	FR
12/17/18	CAR vs. NO	L	S	3	2	1	0.0	0	0	1	1	0	0	0	0
12/30/18	CAR @ NO	W	S	9	6	3	0.0	0	0	0	0	0	0	0	0
11/24/19	CAR @ NO	L	S	3	0	3	0.0	0	0	0	1	0	0	0	0
12/29/19	CAR vs. NO	L	P	1	1	0	0.0	0	0	0	0	0	0	0	0
TOTALS		**1/3**	**4/3**	**16**	**9**	**7**	**0.0**	**0**	**0**	**1**	**2**	**0**	**0**	**0**	**0**

DONTE JACKSON'S NFL REGULAR SEASON DEFENSIVE STATISTICS

				TACKLES								INTERCEPTIONS					O. FUMB			ST				
DATE	TEAM	GP	GS	TK	S	A	TFL	YDS	SK	YDS	QBH	NO	YDS	LG	TD	PD	FF	FR	YDS	TK	S	A	FF	FR
2018	Panthers	16	16	73	62	11	4	15	1.0	8.0	1	4	0	0	0	9	1	0	0	1	1	0	0	0
2019	Panthers	13	10	40	32	8	1	2	0.0	0.0	0	3	25	25	0	8	0	1	0	0	0	0	0	1
2020	Panthers	6	5	11	6	5	0	0	0.0	0.0	0	2	110	66	0	5	0	0	0	0	0	0	0	0
NFL TOTALS		**35**	**31**	**124**	**100**	**24**	**5**	**17**	**1.0**	**8.0**	**1**	**9**	**135**	**66**	**0**	**22**	**1**	**1**	**0**	**1**	**1**	**0**	**0**	**1**

SINGLE-GAME HIGHS: DEFENSIVE

Total Tackles	10 at Cleveland Browns, Dec 09, 2018
Sacks	1.0 vs. Baltimore Ravens, Oct 28, 2018
Passes Defensed	3 at Green Bay Packers, Nov 10, 2019
Forced Fumbles	1 at Atlanta Falcons, Sep 16, 2018
Fumble Recoveries	1 vs. Tennessee Titans, Nov 03, 2019
Tackles For Loss	2 at Pittsburgh Steelers, Nov 08, 2018
Interceptions	2 at Arizona Cardinals, Sep 22, 2019
	...1 more at 2.
Interception Return Yards	66 at Los Angeles Chargers, Sep 27, 2020
Special Teams Tackles	1 at Washington, Oct 14, 2018
Special Teams Fumble Recoveries	1 vs. Tampa Bay Buccaneers, Sep 12, 2019

2020 GAME-BY-GAME REGULAR SEASON STATISTICS (PANTHERS)

			TACKLES								INTERCEPTIONS					O. FUMB			ST				MISC			
DATE	OPPONENT	P/S	TK	S	A	SK	YDS	TFL	YDS	QBH	NO	YDS	LG	TD	PD	FF	FR	YDS	TK	S	A	FF	FR	S	A	W/L	SCORE
09/13	Raiders	S	0	0	0	0.0	0.0	0	0	0	0	0	0	0	0	0	0	0	0	0	0	0	0	0	0	L	30-34
09/20	at Buccaneers	S	3	1	2	0.0	0.0	0	0	0	1	44	44	0	1	0	0	0	0	0	0	0	0	0	0	L	17-31
09/27	at Chargers	S	1	1	0	0.0	0.0	0	0	0	1	66	66	0	2	0	0	0	0	0	0	0	0	0	0	W	21-16
10/04	Cardinals	S	5	2	3	0.0	0.0	0	0	0	0	0	0	0	1	0	0	0	0	0	0	0	0	0	0	W	31-21
10/11	at Falcons	S	0	0	0	0.0	0.0	0	0	0	0	0	0	0	0	0	0	0	0	0	0	0	0	0	0	W	23-16
10/18	Bears	P	2	2	0	0.0	0.0	0	0	0	0	0	0	0	1	0	0	0	0	0	0	0	0	0	0	L	16-23
2020 TOTALS		**6-5**	**11**	**6**	**5**	**0.0**	**0.0**	**0**	**0**	**0**	**2**	**110**	**66**	**0**	**5**	**0**	**0**	**0**	**0**	**0**	**0**	**0**	**0**	**0**	**3-3**	



JJ JANSEN

6'2" // 235

NOTRE DAME
PHOENIX, ARIZ.

44
LS

EXPERIENCE (YEARS)		BIRTHDATE	ACQUIRED
NFL	PANTHERS	1.20.86	TR-09 GB
13	12		

FRANCHISE RANKINGS

- 176 regular season games played are the most by a long snapper in franchise history and tied with Thomas Davis for third-most among all-time Panthers.

HONORS

- Pro Bowl (2013)

PRO CAREER

- Played in all 16 regular season games every season for Carolina from 2009-19.
- Tallied nine total special teams tackles from 2009-19.
- Helped Carolina's punting game rank fifth in net punting average (42.4) in 2017, marking a new franchise record for net punt yards...Also ranked fifth in net punting in 2013 (41.6), the second-highest average in franchise history.
- Selected to his first career Pro Bowl in 2013...Successful on all 139 snaps...Helped kicker Graham Gano convert 24-of-27 field goal attempts, including a franchise record six made field goals of 50 yards or more...Contributed to punter Brad Nortman setting team records with a 47.8-yard gross average and 41.6-yard net average.
- Spent the 2008 season on the Green Bay Packers injured reserve with a knee injury suffered during the preseason.

TRANSACTIONS

Signed as an undrafted rookie free agent by Green Bay (5/2/08)...Placed on injured reserve by Green Bay with an injured left knee (8/31/08)...Traded by Green Bay to Carolina in exchange for a 2011 conditional draft choice (4/13/09)...Signed to contract extension by Carolina (2/8/12)...Signed to contract extension by Carolina (2/17/16).

COLLEGE & PERSONAL

Played in 32 games at Notre Dame...Was the Fighting Irish's long snapper...Recorded eight special teams tackles...Served as the long snapper on field goals and punts in all 12 games as a senior in 2007...Worked with two different punters and right-footed and left-footed place-kickers with each having his own holder.

JJ JANSEN'S NFL REGULAR SEASON STATISTICS

DATE	TEAM	GP
2009	Panthers	16
2010	Panthers	16
2011	Panthers	16
2012	Panthers	16
2013	Panthers	16
2014	Panthers	16
2015	Panthers	16
2016	Panthers	16
2017	Panthers	16
2018	Panthers	16
2019	Panthers	16
2020	Panthers	6
NFL TOTALS		**182**

ZACH KERR

6'2" // 334

DELAWARE

VIRGINIA BEACH, VA.

92

DT

EXPERIENCE (YEARS)		BIRTHDATE	ACQUIRED
NFL	PANTHERS		
7	1	8.29.90	UFA-20 ARI

PRO CAREER

- Saw action in 12 games with the Cardinals in 2019, including three starts...Tallied 19 tackles and one pass defensed.
- Played in all 16 games with the Broncos in 2018...Totaled a career-high 33 tackles...Added 1.5 sacks and one pass defensed.
- Saw action in 11 games with one start for the Broncos in 2017...Tallied 19 tackles, 0.5 sacks and one pass defensed.
- Played in 12 games making 4 starts in 2016 with Indianapolis...Recorded 19 tackles, 2.5 sacks and one fumble recovery...Totaled a career-high five solo tackles and one sack at Denver (9/18).
- Participated in 12 games with 4 starts for the Colts in 2015...Notched 29 tackles and one pass defensed...Started the final four games of the season.
- Saw action in 12 games with the Colts as a rookie in 2014...Contributed 16 tackles and a career-high three sacks...Added one pass defensed and one forced fumble.

TRANSACTIONS

Signed by Indianapolis as an undrafted free agent (5/11/14)...Signed by Denver as a free agent (3/9/17)...Signed with Arizona as a free agent (10/2/19)...Signed with the Panthers as an unrestricted free agent (3/25/20).

COLLEGE & PERSONAL

Kerr played two seasons at the University of Delaware (2012-13) after beginning his collegiate career at the University of Maryland (2009-11)...Started all 22 games played with the Blue Hens after appearing in 25 contests at Maryland...Finished his senior season at Delaware with 57 tackles, 3.5 sacks, four passes defensed and two forced fumbles en route to first-team All-Colonial Athletic Association honors...Earned second-team All-CAA honors as a junior after starting all 11 games...Finished his junior season with 27 tackles, one sack, one interception and two fumble recoveries...Recorded 23 tackles in his two seasons at Maryland before sitting out the 2011 season due to NCAA transfer rules. Attended Quince Orchard High School in Gaithersburg, Md., and spent one season at Fork Union (Va.) Military Academy before college...Born on Aug. 29, 1990, in Virginia Beach, Va.

REGULAR SEASON COMPARISON: DEFENSIVE - NEW ORLEANS SAINTS

										TACKLES				MISC		
DATE	OPP	W/L	GP/GS	TOT	SOLO	ASST	SACK	YDS.	INT	TFL	PD	QBH	TD	FF	FR
10/27/19	ARZ @ NO	L	P	3	3	0	0.0	0	0	0	0	0	0	0	0
TOTALS		**0/1**	**1/0**	**3**	**3**	**0**	**0.0**	**0**	**0**	**0**	**0**	**0**	**0**	**0**	**0**

ZACH KERR'S NFL REGULAR SEASON DEFENSIVE STATISTICS

				TACKLES								INTERCEPTIONS					O. FUMB			ST				
DATE	TEAM	GP	GS	TK	S	A	TFL	YDS	SK	YDS	QBH	NO	YDS	LG	TD	PD	FF	FR	YDS	TK	S	A	FF	FR
2014	Colts	12	0	16	11	5	2	6	3.0	6.0	2	0	0	0	0	1	1	0	0	0	0	0	0	0
2015	Colts	12	4	29	16	13	2	5	0.0	0.0	3	0	0	0	0	1	0	0	0	0	0	0	0	0
2016	Colts	12	4	19	11	8	4	17	2.5	15.5	6	0	0	0	0	0	0	1	0	0	0	0	0	0
2017	Broncos	11	1	19	10	9	2	4	0.5	3.5	2	0	0	0	0	1	0	0	0	0	0	0	0	0
2018	Broncos	16	0	33	15	18	2	7	1.5	7.0	3	0	0	0	0	1	0	0	0	0	0	0	0	0
2019	Cardinals	12	3	22	15	7	1	2	0.0	0.0	2	0	0	0	0	1	0	0	0	0	0	0	0	0
2020	Panthers	6	3	7	3	4	0	0	0.0	0.0	3	0	0	0	0	1	0	0	0	0	0	0	0	0
NFL TOTALS		**81**	**15**	**145**	**81**	**64**	**13**	**41**	**7.5**	**32.0**	**21**	**0**	**0**	**0**	**0**	**6**	**1**	**1**	**0**	**0**	**0**	**0**	**0**	**0**

SINGLE-GAME HIGHS: DEFENSIVE

Total Tackles 5 vs. Los Angeles Rams, Dec 01, 2019
...5 more at 5.

Sacks 1.0 at Arizona Cardinals, Oct 18, 2018
...5 more at 1.0.

Passes Defensed 1 vs. Chicago Bears, Oct 18, 2020
...5 more at 1.

Forced Fumbles 1 at New York Giants, Nov 03, 2014

Fumble Recoveries 1 vs. Jacksonville Jaguars, Jan 01, 2017

Tackles For Loss 2 at Oakland Raiders, Nov 26, 2017
...1 more at 2.

2020 GAME-BY-GAME REGULAR SEASON STATISTICS (PANTHERS)

			TACKLES								INTERCEPTIONS					O. FUMB			ST				MISC			
DATE	OPPONENT	P/S	TK	S	A	SK	YDS	TFL	YDS	QBH	NO	YDS	LG	TD	PD	FF	FR	YDS	TK	S	A	FF	FR	S	A	W/L	SCORE
09/13	Raiders	P	0	0	0	0.0	0.0	0	0	0	0	0	0	0	0	0	0	0	0	0	0	0	0	0	0	L	30-34
09/20	at Buccaneers	S	1	0	1	0.0	0.0	0	0	1	0	0	0	0	0	0	0	0	0	0	0	0	0	0	0	L	17-31
09/27	at Chargers	S	3	2	1	0.0	0.0	0	0	2	0	0	0	0	0	0	0	0	0	0	0	0	0	0	0	W	21-16
10/04	Cardinals	P	0	0	0	0.0	0.0	0	0	0	0	0	0	0	0	0	0	0	0	0	0	0	0	0	0	W	31-21
10/11	at Falcons	P	1	0	1	0.0	0.0	0	0	0	0	0	0	0	0	0	0	0	0	0	0	0	0	0	0	W	23-16
10/18	Bears	S	2	1	1	0.0	0.0	0	0	0	0	0	0	0	1	0	0	0	0	0	0	0	0	0	0	L	16-23
2020 TOTALS		**6-3**	**7**	**3**	**4**	**0.0**	**0.0**	**0**	**0**	**3**	**0**	**0**	**0**	**0**	**1**	**0**	**0**	**0**	**0**	**0**	**0**	**0**	**0**	**0**	**0**	**3-3**	



AUSTIN LARKIN

6'3" // 255

PURDUE

SAN RAMON, CALIF.

96

DE

EXPERIENCE (YEARS)		BIRTHDATE	ACQUIRED
NFL	PANTHERS		
1	1	4.6.95	FA-20

PRO CAREER

- Saw action in two NFL games with Atlanta in 2019...Spent a majority of the season on the Falcons' practice squad last year.
- Played for the AAF San Antonio Comandeer in Spring 2019.

TRANSACTIONS

Signed as an undrafted free agent with Dallas (5/11/18)...Waived by Dallas (9/1/18)...Signed as a free agent with Atlanta (5/29/19)...Waived by Atlanta (8/31/19)...Signed to Atlanta practice squad (9/1/19)...Released from Atlanta practice (9/17/19)...Signed to Atlanta practice squad (9/26/19)...Released from Atlanta practice (10/2/19)...Signed to Atlanta practice squad (11/19/19)...Signed to Atlanta active roster (11/23/19)...Waived by Atlanta (11/26/19)...Signed to Atlanta practice squad (11/28/19)...Signed to Atlanta active roster (12/17/19)...Waived by Atlanta (8/4/20)...Signed as a free agent with Carolina (8/28/20)...Signed to Carolina's active roster from the practice squad (10/17/20).

COLLEGE & PERSONAL

Played two seasons at Purdue after transferring from Notre Dame...Totaled 42 tackles and 2.5 sacks with one forced fumble...Attended Dougherty Valley HS in San Ramon, Calif.

AUSTIN LARKIN'S NFL REGULAR SEASON DEFENSIVE STATISTICS

			TACKLES								INTERCEPTIONS					O. FUMB			ST					MISC	
DATE	TEAM	GP	GS	TK	S	A	TFL	YDS	SK	YDS	QBH	NO	YDS	LG	TD	PD	FF	FR	YDS	TK	S	A	FF	FR	S	A
2018	Cowboys	0	0	0	0	0	0	0	0.0	0.0	0	0	0	0	0	0	0	0	0	0	0	0	0	0	0	0
2019	Falcons	2	0	0	0	0	0	0	0.0	0.0	0	0	0	0	0	0	0	0	0	1	1	0	0	0	0	0
2020	Falcons	0	0	0	0	0	0	0	0.0	0.0	0	0	0	0	0	0	0	0	0	0	0	0	0	0	0	0
NFL TOTALS		**2**	**0**	**0**	**0**	**0**	**0**	**0**	**0.0**	**0.0**	**0**	**0**	**0**	**0**	**0**	**0**	**0**	**0**	**0**	**1**	**1**	**0**	**0**	**0**	**0**	**0**

SINGLE-GAME HIGHS: DEFENSIVE

Total Tackles 1 at Carolina Panthers, Oct 18, 2020

Special Teams Tackles 1 at Tampa Bay Buccaneers, Dec 29, 2019

2020 GAME-BY-GAME REGULAR SEASON STATISTICS (FALCONS)

			TACKLES								INTERCEPTIONS					O. FUMB			ST					MISC			
DATE	OPPONENT	P/S	TK	S	A	SK	YDS	TFL	YDS	QBH	NO	YDS	LG	TD	PD	FF	FR	YDS	TK	S	A	FF	FR	S	A	W/L	SCORE
09/13	Seahawks		NOT ON ROSTER																							L	25-38
09/20	at Cowboys		NOT ON ROSTER																							L	39-40
09/27	Bears		NOT ON ROSTER																							L	26-30
10/05	at Packers		NOT ON ROSTER																							L	16-30
10/11	Panthers		PRACTICE SQUAD																							L	16-23
10/18	at Vikings		NOT ON ROSTER																							W	40-23
2020 TOTALS			**0**	**0**	**0**	**0.0**	**0.0**	**0**	**0**	**0**	**0**	**0**	**0**	**0**	**0**	**0**	**0**	**0**	**0**	**0**	**0**	**0**	**0**	**0**	**0**	**1-5**	

GREG LITTLE

6'5" // 310

MISSISSIPPI

ALLEN, TEXAS

74

T

EXPERIENCE (YEARS)		BIRTHDATE	ACQUIRED
NFL	PANTHERS		
2	2	11.4.97	D2-19

PRO CAREER

- Played in four games with three starts at left tackle for Carolina in 2019.
- Placed on season-ending injured reserve in December.

TRANSACTIONS

Drafted in the second round (37th overall) of the 2019 NFL Draft by Carolina...Placed on injured reserve (12/14/19).

COLLEGE & PERSONAL

Three-year player at Ole Miss with 29 career starts at left tackle, including all 24 in his sophomore (2017) and junior seasons (2018)...According to Pro Football Focus, Little allowed just 26 total pressures and three sacks in 993 pass-blocking snaps over his final two seasons...In 2018, named second team All-American by numerous outlets and was on the Outland Trophy Watch List...All-SEC First Team...Helped block for an Ole Miss offense that ranked fifth in the country in passing offense (346.4)...Blocking efforts helped rushing offense average 164.9 yards per game...Earned SEC Lineman of the Week against Texas Tech...In 2017, named All-SEC Second Team and was on the PFF College National Team of the Week once...In 2016, earned Freshman All-America honors and Freshman All-SEC first team as he started five games...Helped Ole Miss rank 13th nationally in passing (314.9 ypg) and fewest TFLs allowed (4.67/game)...Attended Allen High School in Allen, Texas, where he blocked for Heisman Trophy winner Kyler Murray and won back-to-back 6A state championships in 2013 and 2014 and a high school national championship in 2014.

GREG LITTLE'S NFL REGULAR SEASON STATISTICS

DATE	TEAM	GP	GS
2019	Panthers	4	3
2020	Panthers	5	2
NFL TOTALS		**9**	**5**

2020 GAME-BY-GAME REGULAR SEASON STATISTICS (PANTHERS)

DATE	OPPONENT	P/S		W/L	SCORE
09/13	Raiders		DID NOT PLAY (NON-INJURY)	L	30-34
09/20	at Buccaneers	P		L	17-31
09/27	at Chargers	S		W	21-16
10/04	Cardinals	S		W	31-21
10/11	at Falcons	P		W	23-16
10/18	Bears	P		L	16-23
2020 TOTALS		**5-2**		**3-3**	

CHRIS MANHERTZ

6'6" // 255

CANISIUS
NEW YORK, N.Y.

82
TE

EXPERIENCE (YEARS)		BIRTHDATE	ACQUIRED
NFL	PANTHERS		
5	4	4.10.92	WV-16 NO

PRO CAREER

- Played in 15 games with six starts in 2019, primarily as a blocking tight end...Made one catch for 11 yards...Helped running back Christian McCaffrey rush for 1,387 yards, good for third in the NFL.
- Saw action in 16 games, starting four for Carolina in 2018…tallied two receptions for 52 yards, and one touchdown...His blocking efforts helped the Panthers rank fourth in the NFL with 133.5 rushing yards per game.
- Recorded first NFL touchdown on a career-long 50-yard reception from Christian McCaffrey (12/17/18).
- Saw action in all 16 games in 2017 with four starts before landing on injured reserve prior to the playoffs...Made two receptions for 17 yards, including a career-long 11-yard grab at Chicago (10/22/17).
- Played in four games for Carolina and an additional three games with two starts for New Orleans in 2016.

TRANSACTIONS

Signed as a free agent by Buffalo (12/30/14)...Waived by Buffalo (8/19/15)...Signed as a free agent by New Orleans (8/24/15)...Waived by New Orleans (9/5/15)...Signed to practice squad by New Orleans (9/7/15)...Signed as a free agent by New Orleans (1/5/16)...Waived by New Orleans (10/15/16)...Claimed off waivers by Carolina (10/17/16)...Placed on injured reserve with an ankle injury (1/2/18)...Placed on physically unable to perform list (7/25/18)...Passed physical, cleared to active roster (8/31/18)...Signed two-year contract with Carolina (1/29/19).

COLLEGE & PERSONAL

Played basketball at Canisius...Appeared in 116 games with 94 starts...Averaged 6.5 points and 6.8 rebounds per game...Finished career ranked fourth in school history with 789 rebounds...Led the Golden Griffins in rebounding three consecutive seasons as sophomore (2011-12), junior (2012-13) and senior (2013-14). Attended Cardinal Spellman HS in the Bronx, N.Y..Majored in health and wellness at Canisius.

REGULAR SEASON COMPARISON: RECEIVING - NEW ORLEANS SAINTS

DATE	OPP	W/L	GP/GS	REC	YDS.	AVG.	TD	LG	TGTS	YAC
12/3/17	CAR @ NO	L	S	0	0	0	0	0	1	0
12/17/18	CAR vs. NO	L	P	1	50	50.0	1	50t	2	37
TOTALS		**0/2**	**2/1**	**1**	**50**	**50.0**	**1**	**50T**	**3**	**37**

CHRIS MANHERTZ'S NFL REGULAR SEASON RUSHING/RECEIVING STATISTICS

				RECEIVING					RUSHING				
DATE	TEAM	GP	GS	NO.	YDS.	AVG.	LG	TD	NO.	YDS.	AVG.	LG	TD
2016	Saints	3	2	0	0	0.0	0	0	0	0	0.0	0	0
2016	Panthers	4	0	1	10	10.0	10	0	0	0	0.0	0	0
2016	TOTAL	7	2	1	10	10.0	10	0	0	0	0.0	0	0
2017	Panthers	16	4	2	17	8.5	11	0	0	0	0.0	0	0
2018	Panthers	16	4	2	52	26.0	50t	1	0	0	0.0	0	0
2019	Panthers	15	6	1	11	11.0	11	0	0	0	0.0	0	0
2020	Panthers	6	4	4	35	8.8	17	0	0	0	0.0	0	0
NFL TOTALS		**60**	**20**	**10**	**125**	**12.5**	**50t**	**1**	**0**	**0**	**0.0**	**0**	**0**

CHRIS MANHERTZ'S NFL POSTSEASON RUSHING/RECEIVING STATISTICS

				RECEIVING					RUSHING				
DATE	TEAM	GP	GS	NO.	YDS.	AVG.	LG	TD	NO.	YDS.	AVG.	LG	TD
2017	Panthers	0	0	0	0	0.0	0	0	0	0	0.0	0	0
NFL TOTALS		**0**	**0**	**0**	**0**	**0.0**	**0**	**0**	**0**	**0**	**0.0**	**0**	**0**

SINGLE-GAME HIGHS: RUSHING/RECEIVING

Receptions 1 vs. Chicago Bears, Oct 18, 2020
...9 more at 1.
Receiving Yards 50 vs. New Orleans Saints, Dec 17, 2018
Longest Receptions 50t vs. New Orleans Saints, Dec 17, 2018
Receiving TDs 1 vs. New Orleans Saints, Dec 17, 2018
All-purpose yards 50 vs. New Orleans Saints, Dec 17, 2018
Most TDs 1 vs. New Orleans Saints, Dec 17, 2018

2020 GAME-BY-GAME REGULAR SEASON STATISTICS (PANTHERS)

			RECEIVING					RUSHING						
DATE	OPPONENT	P/S	NO.	YDS.	AVG.	LG	TD	NO.	YDS.	AVG.	LG	TD	W/L	SCORE
09/13	Raiders	S	1	4	4.0	4	0	0	0	0.0	0	0	L	30-34
09/20	at Buccaneers	S	1	8	8.0	8	0	0	0	0.0	0	0	L	17-31
09/27	at Chargers	P	0	0	0.0	0	0	0	0	0.0	0	0	W	21-16
10/04	Cardinals	S	1	17	17.0	17	0	0	0	0.0	0	0	W	31-21
10/11	at Falcons	P	0	0	0.0	0	0	0	0	0.0	0	0	W	23-16
10/18	Bears	S	1	6	6.0	6	0	0	0	0.0	0	0	L	16-23
2020 TOTALS		**6-4**	**4**	**35**	**8.8**	**17**	**0**	**0**	**0**	**0.0**	**0**	**0**	**3-3**	

JOHN MILLER

6'3" // 315

LOUISVILLE
MIAMI, FLA.

67
G

EXPERIENCE (YEARS)		BIRTHDATE	ACQUIRED
NFL	PANTHERS		
6	1	8.12.93	FA-20

PRO CAREER

- Started at right guard in all 13 games he appeared in with the Bengals in 2019.
- Started 15 games at right guard for Buffalo in 2018...Inactive Dec. 2 at Miami due to an oblique injury...Helped Bills rank ninth in the NFL in rushing, at 124.0 yards per game.
- Started first four games at right guard for the Bills in 2017...Inactive (ankle) for Games 5-16 and Wild Card Playoff at Jacksonville.
- Started all 16 games at right guard for Bills in 2016...Helped Buffalo average an NFL-best 164.4 rushing yards per game, nearly 15 yards better than the next-best team (Dallas, 149.8)...Helped running back LeSean McCoy top 100 yards rushing in seven games.
- Started 12 games as a rookie for the Buffalo Bills in 2015...Inactive for Games 4 (groin), 7 (NIR) and 13-14 (ankle)...Helped Bills lead the NFL in rushing yards per game (152.0) and yards per rush (4.78).

TRANSACTIONS

Selected in the third round (81st overall) of the NFL Draft by Buffalo on 5/1/15...Signed with Bills on 5/15/15...Signed as unrestricted free agent with Cincinnati on 3/14/19...Signed as a free agent with Carolina (3/23/20).

COLLEGE & PERSONAL

Spent four seasons at Louisville from 2011 to 2014 starting 46 career games...Honorable mention All-ACC pick as a senior in 2014...As a junior in 2013, helped the Cardinals average 35.2 points per game and 460.8 yards per game...College teammates with Panthers quarterback Teddy Bridgewater. Hometown is Miami, Fla....Attended Miami Central High School...Graduated from Louisville with a degree in justice administration.

JOHN MILLER'S NFL REGULAR SEASON STATISTICS

DATE	TEAM	GP	GS
2015	Bills	12	12
2016	Bills	16	16
2017	Bills	4	4
2018	Bills	15	15
2019	Bengals	13	13
2020	Panthers	6	6
NFL TOTALS		**66**	**66**

JOHN MILLER'S NFL POSTSEASON STATISTICS

DATE	TEAM	GP	GS
2017	Bills	0	0
NFL TOTALS		**0**	**0**

2020 GAME-BY-GAME REGULAR SEASON STATISTICS (PANTHERS)

DATE	OPPONENT	P/S		W/L	SCORE
09/13	Raiders	S		L	30-34
09/20	at Buccaneers	S		L	17-31
09/27	at Chargers	S		W	21-16
10/04	Cardinals	S		W	31-21
10/11	at Falcons	S		W	23-16
10/18	Bears	S		L	16-23
2020 TOTALS		**6-6**		**3-3**	



DJ MOORE

6'0" // 210

MARYLAND
PHILADELPHIA, PA.

12
WR

EXPERIENCE (YEARS)		BIRTHDATE	ACQUIRED
NFL	PANTHERS		
3	3	4.14.97	D1-18

NFL RANKINGS

- Finished ninth in receiving yards (1,175) in NFL in 2019.
- Led all rookie wide receivers with 960 scrimmage yards in 2018.
- Led all NFL wide receivers with 7.7 average yards after the catch in 2018.

FRANCHISE RANKINGS

- Became youngest player (22) to record a 1,000-yard receiving season in franchise history with 1,175 receiving yards in 2019...Only the seventh Panthers wide receiver with a 1,000-yard season.
- Has five 100-yard receiving games in career, tied for fifth-most among Panthers players all-time.
- Set franchise record for most rushing yards by a wide receiver in a single season (172).
- Set franchise record for most receiving yards (157) in a single game by a rookie at Detroit in Week 11 (11/18/18)…Also completed second longest pass play with an 82-yard catch in the same game.
- Totaled 248 receiving yards in back-to-back games (at Detroit, 11/18/18 and vs. Seattle 11/25/18), marking the most receiving yards by a rookie wide receiver over a two-game stretch in franchise history.

PRO CAREER

- Played and started in 15 games for Carolina in 2019...Recorded team-high 1,175 receiving yards on 87 receptions for four touchdowns...Posted four receptions over 50 yards, tied for second-most in the NFL and second-most in one season in Carolina history.
- Played in 16 games with 10 starts for Carolina in 2018…tallied 55 receptions for 788 yards and 15 rushing attempts for 172 yards...Scored two receiving touchdowns.
- Scored a touchdown on his first career catch against Atlanta in Week 2 (9/16/18).
- Tallied first 100-yard receiving game at Detroit (11/18/18)...Set franchise record for most receiving yards (157) in a game by a rookie wide receiver.

TRANSACTIONS

Drafted by the Carolina Panthers in the first round of the 2018 Draft (24th overall).

COLLEGE & PERSONAL

Played in 36 games in three seasons...Finished fifth in Maryland history in receptions (146), sixth in receiving yards (2,027) and fourth in touchdown receptions (17)…In 2017, earned Phil Steele All-America Second Team honors and was the Big Ten Receiver of the Year and All-Big Ten First Team selection…Set a Maryland record with 80 receptions on the season while accumulating 1,033 receiving yards, good for third in Maryland history...Totaled eight touchdown receptions, tying for fourth all-time in Maryland history for a single season…In 2016, Moore started all 13 games and led the team in receiving yards with 637 and receiving touchdowns with six…He averaged 15.5 yards per catch…Helped Maryland advance to the 2016 Quick Lane Bowl…In 2015, appeared in all 12 games, closing the season with 10 consecutive starts...Tied for team lead with three TD receptions and ranked second in catches (25) and yards (357)...His three TD catches were the most for a Maryland true freshman since Stefon Diggs in 2012...Went to Imhotep Charter High School in Philadelphia, Pa...Ranked as a four-star recruit and the best wide receiver in the state of Pennsylvania by Scout.com.

REGULAR SEASON COMPARISON: RECEIVING - NEW ORLEANS SAINTS

DATE	OPP	W/L	GP/GS	REC	YDS.	AVG.	TD	LG	TGTS	YAC
12/17/18	CAR vs. NO	L	S	2	12	6.0	0	7	3	4
12/30/18	CAR @ NO	W	S	4	81	20.3	0	38	8	17
11/24/19	CAR @ NO	L	S	6	126	21.0	2	52	9	47
TOTALS		**1/2**	**3/3**	**12**	**219**	**18.3**	**2**	**52**	**20**	**68**

DJ MOORE'S NFL REGULAR SEASON RUSHING/RECEIVING STATISTICS

				RECEIVING					RUSHING				
DATE	TEAM	GP	GS	NO.	YDS.	AVG.	LG	TD	NO.	YDS.	AVG.	LG	TD
2018	Panthers	16	10	55	788	14.3	82	2	13	172	13.2	32	0
2019	Panthers	15	15	87	1,175	13.5	52t	4	6	40	6.7	13	0
2020	Panthers	6	6	27	474	17.6	57t	1	0	0	0.0	0	0
NFL TOTALS		**37**	**31**	**169**	**2,437**	**14.4**	**82**	**7**	**19**	**212**	**11.2**	**32**	**0**

DJ MOORE'S NFL REGULAR SEASON RETURN STATISTICS

		KICKOFF RETURNS					PUNT RETURNS					
DATE	TEAM	RET.	YDS.	AVG.	LG	TD	NO.	FC	YDS.	AVG.	LG	TD
2018	Panthers	5	119	23.8	32	0	6	5	32	5.3	15	0
2019	Panthers	0	0	0.0	0	0	5	4	41	8.2	16	0
2020	Panthers	0	0	0.0	0	0	0	0	0	0.0	0	0
NFL TOTALS		**5**	**119**	**23.8**	**32**	**0**	**11**	**9**	**73**	**6.6**	**16**	**0**

SINGLE-GAME HIGHS: RUSHING/RECEIVING

Rush Attempts	2 at Tampa Bay Buccaneers, Dec 02, 2018 ...1 more at 2.
Rushing Yards	39 vs. Baltimore Ravens, Oct 28, 2018
Longest Runs	32 vs. Tampa Bay Buccaneers, Nov 04, 2018
Receptions	9 at Green Bay Packers, Nov 10, 2019 ...1 more at 9.
Receiving Yards	157 at Detroit Lions, Nov 18, 2018
Longest Receptions	82 at Detroit Lions, Nov 18, 2018
Receiving TDs	2 at New Orleans Saints, Nov 24, 2019
All-purpose yards	173 vs. Seattle Seahawks, Nov 25, 2018
Kickoff Returns	3 vs. Seattle Seahawks, Nov 25, 2018
Kickoff Return Yards	75 vs. Seattle Seahawks, Nov 25, 2018
Longest Kickoff Return	32 vs. Seattle Seahawks, Nov 25, 2018
Fair Catches	3 at Green Bay Packers, Nov 10, 2019
Punt Return Yards	35 vs. Washington, Dec 01, 2019
Longest Punt Return	16 vs. Washington, Dec 01, 2019
Punt Returns	3 vs. Washington, Dec 01, 2019
Special Teams Tackles	1 vs. Baltimore Ravens, Oct 28, 2018
Miscellaneous Tackles	2 vs. New York Giants, Oct 07, 2018
Most TDs	2 at New Orleans Saints, Nov 24, 2019

100-YARD RECEIVING GAMES (6): REGULAR SEASON

DATE	TEAM	NO.	YDS.	AVG.	LG	TD
11/18/18	at Lions	7	157	22.4	82	1
11/03/19	TITANS	7	101	14.4	32	0
11/10/19	at Packers	9	120	13.3	38	0
11/24/19	at Saints	6	126	21.0	52	2
12/15/19	SEAHAWKS	8	113	14.1	22	0
09/20/20	at Buccaneers	8	120	15.0	30	0

2020 GAME-BY-GAME REGULAR SEASON STATISTICS (PANTHERS)

			RECEIVING					RUSHING						
DATE	OPPONENT	P/S	NO.	YDS.	AVG.	LG	TD	NO.	YDS.	AVG.	LG	TD	W/L	SCORE
09/13	Raiders	S	4	54	13.5	18	0	0	0	0.0	0	0	L	30-34
09/20	at Buccaneers	S	8	120	15.0	30	0	0	0	0.0	0	0	L	17-31
09/27	at Chargers	S	2	65	32.5	38	0	0	0	0.0	0	0	W	21-16
10/04	Cardinals	S	4	49	12.3	23	0	0	0	0.0	0	0	W	31-21
10/11	at Falcons	S	4	93	23.3	57t	1	0	0	0.0	0	0	W	23-16
10/18	Bears	S	5	93	18.6	38	0	0	0	0.0	0	0	L	16-23
2020 TOTALS		**6-6**	**27**	**474**	**17.6**	**57t**	**1**	**0**	**0**	**0.0**	**0**	**0**	**3-3**	



TAYLOR MOTON

6'5" // 325

WESTERN MICHIGAN

OKEMOS, MICH.

72

T

EXPERIENCE (YEARS)		BIRTHDATE	ACQUIRED
NFL	PANTHERS	8.14.94	D2B-17
4	4		

PRO CAREER

- Started all 16 games for Carolina in 2019 at right tackle...Helped Christian McCaffrey rank third in the NFL with 1,387 rushing yards.
- Started all 16 games for Carolina in 2018, with one at left tackle and 15 at right tackle...Helped the Panthers rank fourth in the NFL with 133.5 rushing yards per game.
- Played in all 16 regular season games and one playoff game in his rookie campaign in 2017.
- Saw action as a reserve offensive lineman and on special teams.

TRANSACTIONS

Selected in the second round (64th overall) of the 2017 NFL Draft by Carolina (4/28/17)

COLLEGE & PERSONAL

Four-year starter and two-time All-Mid-American Conference honoree at Western Michigan...Set a school record for the most starts in a career with 52...Started 39 games at right tackle and 13 at right guard...Cleared paths for a 1,000-yard rusher as a sophomore, junior and senior - the first time in school history the Broncos had a 1,000-yard rusher in three consecutive seasons...2016 (Sr.): First-team All-Mid-American Conference selection...Started 14 games at right tackle...Helped Western Michigan to a school record 13 wins, first Mid-American Conference championship since 1988 and first-ever appearance in the Cotton Bowl...Opened holes for rushing attack that ranked second in the conference with an average of 228.9 yards per game...Provided protection for unit that allowed just 15 sacks...2015 (Jr.): Third-team All-Mid-American Conference choice...Started 13 games at right guard...Key member of offense that finished second in the conference in rushing with an average of 204.6 yards per game...2014 (So.): Started 13 games at right tackle...Made first career catch, snatching a deflected pass out of the air against Bowling Green...2013 (Fr.): Started 12 games at right tackle...2012: Redshirted as a true freshman. Attended Okemos (Mich.) HS...Graduated from Western Michigan with a degree in business...Last name is pronounced MOAT-ton.

TAYLOR MOTON'S NFL REGULAR SEASON STATISTICS

DATE	TEAM	GP	GS
2017	Panthers	16	0
2018	Panthers	16	16
2019	Panthers	16	16
2020	Panthers	6	6
NFL TOTALS		**54**	**38**

TAYLOR MOTON'S NFL POSTSEASON STATISTICS

DATE	TEAM	GP	GS
2017	Panthers	1	0
NFL TOTALS		**1**	**0**

2020 GAME-BY-GAME REGULAR SEASON STATISTICS (PANTHERS)

DATE	OPPONENT	P/S	W/L	SCORE
09/13	Raiders	S	L	30-34
09/20	at Buccaneers	S	L	17-31
09/27	at Chargers	S	W	21-16
10/04	Cardinals	S	W	31-21
10/11	at Falcons	S	W	23-16
10/18	Bears	S	L	16-23
2020 TOTALS		**6-6**	**3-3**	

EFE OBADA

6'6" // 265

NO COLLEGE

LONDON, ENGLAND

94

DE

EXPERIENCE (YEARS)		BIRTHDATE	ACQUIRED
NFL	PANTHERS		
3	4	4.13.92	FA-17

PRO CAREER

- Saw action in all 16 games for Carolina in 2019, recording 24 tackles, including two for loss, and four quarterback hurries
- Played in 10 games for Carolina in 2018, making eight tackles with two sacks, one interception and six quarterback hurries.
- In Week 3 vs. Cincinnati (9/23/18), earned NFC Defensive Player of the Week honors after tallying an interception, sack and quarterback pressure in first career game played.
- In 2017, was assigned to Carolina's practice squad as part of the International Pathway Program granting clubs a practice squad exemption...Spent entire season on practice squad.
- Spent time with Dallas, Kansas City and Atlanta prior to 2016 season.
- Spent seven weeks in two different stints on Dallas practice squad in 2015 season.

TRANSACTIONS

Signed as a free agent by Dallas (4/1/15)…Waived by Dallas (9/5/15)...Signed to practice squad by Dallas (9/23/15)...Terminated from practice squad by Dallas (10/7/15)...Signed to practice squad by Dallas (12/2/15)...Signed as a free agent by Dallas (1/4/16)...Waived by Dallas (3/2/16)...Signed as a free agent by Kansas City (3/9/16)…Waived by Kansas City (6/7/16)...Signed as a free agent by Atlanta (7/28/16)...Waived by Atlanta (8/27/16)...Assigned to Carolina practice squad as part of International Player Pathway Program by NFL (5/30/17)...Waived by Carolina (9/1/17)...Signed to Carolina practice squad (9/3/17)...Signed reserve future contract with Carolina (1/8/18)...Signed one-year contract with Carolina (1/23/19)...Signed one-year contract with Carolina (1/6/20).

COLLEGE & PERSONAL

Born in Nigeria...Worked as a part-time security guard in London while playing for the London Warriors...Moved to England from the Netherlands at age 10.

REGULAR SEASON COMPARISON: DEFENSIVE - NEW ORLEANS SAINTS

										TACKLES			MISC		
DATE	OPP	W/L	GP/GS	TOT	SOLO	ASST	SACK	YDS.	INT	TFL	PD	QBH	TD	FF	FR
11/24/19	CAR @ NO	L	P	1	1	0	0.0	0	0	0	0	0	0	0	0
12/29/19	CAR vs. NO	L	P	4	2	2	0.0	0	0	1	0	0	0	0	0
TOTALS		**0/2**	**2/0**	**5**	**3**	**2**	**0.0**	**0**	**0**	**1**	**0**	**0**	**0**	**0**	**0**

EFE OBADA'S NFL REGULAR SEASON DEFENSIVE STATISTICS

				TACKLES								INTERCEPTIONS					O. FUMB			ST				MISC	
DATE	TEAM	GP	GS	TK	S	A	TFL	YDS	SK	YDS	QBH	NO	YDS	LG	TD	PD	FF	FR	YDS	TK	S	A	FF	FR	S	A
2016	Chiefs	0	0	0	0	0	0	0	0.0	0.0	0	0	0	0	0	0	0	0	0	0	0	0	0	0	0	0
2017	Panthers	0	0	0	0	0	0	0	0.0	0.0	0	0	0	0	0	0	0	0	0	0	0	0	0	0	0	0
2018	Panthers	10	0	8	6	2	2	18	2.0	18.0	7	1	0	0	0	2	0	0	0	0	0	0	0	0	0	0
2019	Panthers	16	0	24	14	10	2	9	0.0	0.0	4	0	0	0	0	1	0	0	0	0	0	0	0	0	0	0
2020	Panthers	6	0	6	2	4	0	0	0.0	0.0	4	0	0	0	0	0	0	1	0	0	0	0	0	0	0	0
NFL TOTALS		**32**	**0**	**38**	**22**	**16**	**4**	**27**	**2.0**	**18.0**	**15**	**1**	**0**	**0**	**0**	**3**	**0**	**1**	**0**	**0**	**0**	**0**	**0**	**0**	**0**	**0**

EFE OBADA'S NFL POSTSEASON DEFENSIVE STATISTICS

				TACKLES								INTERCEPTIONS					O. FUMB			ST				MISC	
DATE	TEAM	GP	GS	TK	S	A	TFL	YDS	SK	YDS	QBH	NO	YDS	LG	TD	PD	FF	FR	YDS	TK	S	A	FF	FR	S	A
2017	Panthers	0	0	0	0	0	0	0	0.0	0.0	0	0	0	0	0	0	0	0	0	0	0	0	0	0	0	0
NFL TOTALS		**0**	**0**	**0**	**0**	**0**	**0**	**0**	**0.0**	**0.0**	**0**	**0**	**0**	**0**	**0**	**0**	**0**	**0**	**0**	**0**	**0**	**0**	**0**	**0**	**0**	**0**

SINGLE-GAME HIGHS: DEFENSIVE

Total Tackles 4 vs. New Orleans Saints, Dec 29, 2019
...1 more at 4.

Sacks 1.0 at Tampa Bay Buccaneers, Dec 02, 2018
...1 more at 1.0.

Passes Defensed 1 vs. Jacksonville Jaguars, Oct 06, 2019
...2 more at 1.

Fumble Recoveries 1 at Los Angeles Chargers, Sep 27, 2020

Tackles For Loss 1 vs. New Orleans Saints, Dec 29, 2019
...3 more at 1.

Interceptions 1 vs. Cincinnati Bengals, Sep 23, 2018

2020 GAME-BY-GAME REGULAR SEASON STATISTICS (PANTHERS)

			TACKLES								INTERCEPTIONS					O. FUMB			ST				MISC			
DATE	OPPONENT	P/S	TK	S	A	SK	YDS	TFL	YDS	QBH	NO	YDS	LG	TD	PD	FF	FR	YDS	TK	S	A	FF	FR	S	A	W/L	SCORE
09/13	Raiders	P	2	0	2	0.0	0.0	0	0	0	0	0	0	0	0	0	0	0	0	0	0	0	0	0	0	L	30-34
09/20	at Buccaneers	P	1	1	0	0.0	0.0	0	0	0	0	0	0	0	0	0	0	0	0	0	0	0	0	0	0	L	17-31
09/27	at Chargers	P	0	0	0	0.0	0.0	0	0	1	0	0	0	0	0	0	1	0	0	0	0	0	0	0	0	W	21-16
10/04	Cardinals	P	1	1	0	0.0	0.0	0	0	0	0	0	0	0	0	0	0	0	0	0	0	0	0	0	0	W	31-21
10/11	at Falcons	P	2	0	2	0.0	0.0	0	0	1	0	0	0	0	0	0	0	0	0	0	0	0	0	0	0	W	23-16
10/18	Bears	P	0	0	0	0.0	0.0	0	0	2	0	0	0	0	0	0	0	0	0	0	0	0	0	0	0	L	16-23
2020 TOTALS		**6-0**	**6**	**2**	**4**	**0.0**	**0.0**	**0**	**0**	**4**	**0**	**0**	**0**	**0**	**0**	**0**	**1**	**0**	**0**	**0**	**0**	**0**	**0**	**0**	**3-3**	

RUSSELL OKUNG

6'5" // 310

OKLAHOMA STATE
FORT BEND, TEXAS

76
T

EXPERIENCE (YEARS)		BIRTHDATE	ACQUIRED
NFL	PANTHERS		
11	1	10.7.88	TR-20 LAC

NFL RANKINGS

- Ranks second among active offensive tackles with 14 career postseason starts.

PRO CAREER

- Started in all 124 career games he's played in for Los Angeles (2017-19), Denver (2016) and Seattle (2010-15).
- Played in six games in 2019 for the Chargers after opening the season on the reserve/non-football illness list after suffering a pulmonary embolism caused by blood clots.
- Earned Pro Bowl honors in 2017, as he started 15 games and helped the Chargers lead the NFL with fewest sacks allowed (18)...Blocked for Philip Rivers who threw for 4,515 yards and 28 touchdowns and helped Melvin Gordon rush for 1,105 yards and eight touchdowns.
- Played in 16 games in his only season in Denver in 2016.
- Played five seasons for Seattle from 2010-15, starting in 72 total games...Helped lead Seahawks to a Super Bowl victory in 2013.
- Produced his first Pro Bowl season in 2012, helping Seattle rank third in the NFL in rushing...Allowed just two sacks, his lowest sack-per-game ratio of his career.

HONORS

- 2x Pro Bowl (2017, 2012)

TRANSACTIONS

Drafted by Seattle in first round of 2010 Draft...Placed on injured reserve by Seattle (12/6/11)...Placed on injured reserve by Seattle (9/20/13)...Activated from reserve by Seattle (11/16/13)...Signed as an unrestricted free agent with Denver Broncos (3/18/16)...Signed as an unrestricted free agent with Los Angeles Chargers (3/10/17)...Acquired by trade by Carolina (3/18/20).

COLLEGE & PERSONAL

Played four seasons (2006-09) at Oklahoma State, appearing in 52 career games with 47 starts…Started the final 39 contests of his Cowboys career at LT after opening his first eight starts at RT…Helped the Cowboys lead the Big 12 in rushing during each of his four seasons…Earned first-team All-America and first-team All-Big 12 as a junior and senior…Named Big 12 Offensive Lineman of the Year in 2009, becoming Oklahoma State's most decorated offensive lineman since Jon Kolb (1966-68), who went on to play C for the Pittsburgh Steelers. Born in Richmond, Texas...Attended George Bush High in Fort Bend, Texas.

RUSSELL OKUNG'S NFL REGULAR SEASON STATISTICS

DATE	TEAM	GP	GS
2010	Seahawks	10	10
2011	Seahawks	12	12
2012	Seahawks	15	15
2013	Seahawks	8	8
2014	Seahawks	14	14
2015	Seahawks	13	13
2016	Broncos	16	16
2017	Chargers	15	15
2018	Chargers	15	15
2019	Chargers	6	6
2020	Panthers	4	4
NFL TOTALS		**128**	**128**

2020 GAME-BY-GAME REGULAR SEASON STATISTICS (PANTHERS)

DATE	OPPONENT	P/S		W/L	SCORE
09/13	Raiders	S		L	30-34
09/20	at Buccaneers	S		L	17-31
09/27	at Chargers		GAME INACTIVE	W	21-16
10/04	Cardinals		GAME INACTIVE	W	31-21
10/11	at Falcons	S		W	23-16
10/18	Bears	S		L	16-23
2020 TOTALS		**4-4**		**3-3**	

MATT PARADIS

6'3" // 300

BOISE STATE
COUNCIL, IDAHO

61
C

EXPERIENCE (YEARS)		BIRTHDATE	ACQUIRED
NFL	PANTHERS		
6	2	10.12.89	UFA-19 DEN

PRO CAREER

- Started all 16 games at center for Carolina in 2019...Helped running back Christian McCaffrey rank third in the NFL with 1,387 rushing yards.
- In 2018, started nine games for Denver...According to Pro Football Focus, ranked second among all NFL centers in his offensive grade as he allowed just one sack and three hurries on 569 snaps.
- Started all 16 games and played every offensive snap for Denver for the third consecutive season in 2017...Helped spring running back C.J. Anderson for 1,007 rushing yards.
- In 2016, played every offensive snap for Denver for the second consecutive season...Voted by his teammates as the recipient of the 2016 Ed Block Courage Award for battling through injuries to his hips.
- Played every offensive snap in 2015, starting all 16 regular season games and three postseason contests...Helped Denver win Super Bowl 50...Allowed just one sack and was called for only two penalties on the year.
- Spent 2014 season on Denver practice squad.

TRANSACTIONS

Drafted by Denver in the sixth round (207th overall) of the 2014 Draft...Waived by Denver (8/30/14)...Signed to Denver practice squad (8/31/14)...Signed by Denver to a future contract (1/12/15)...Placed on injured reserve by Denver (leg) (11/12/18)...Signed as an unrestricted free agent by Carolina (3/14/19).

COLLEGE & PERSONAL

In 2013, named a second-team All-Mountain West Conference selection after starting all 13 games at center for Boise State and helping the offense rank ninth nationally red zone efficiency (.906)...Selected as Boise State's Outstanding Offensive Lineman and was named a game captain in four contests as a senior...Opened all 13 games at center in 2012 and earned first-team all-conference recognition while contributing to a unit that ranked sixth in the nation in sacks allowed (0.77 per game)...Switched from defensive line to offensive line before the start of his sophomore season... Redshirted as a true freshman. Attended Council High School in Council, Idaho...Last name is pronounced PARE-uh-diss.

MATT PARADIS' NFL REGULAR SEASON STATISTICS

DATE	TEAM	GP	GS
2015	Broncos	16	16
2016	Broncos	16	16
2017	Broncos	16	16
2018	Broncos	9	9
2019	Panthers	16	16
2020	Panthers	6	6
NFL TOTALS		**79**	**79**

MATT PARADIS' NFL POSTSEASON STATISTICS

DATE	TEAM	GP	GS
2015	Broncos	3	3
NFL TOTALS		**3**	**3**

2020 GAME-BY-GAME REGULAR SEASON STATISTICS (PANTHERS)

DATE	OPPONENT	P/S	W/L	SCORE
09/13	Raiders	S	L	30-34
09/20	at Buccaneers	S	L	17-31
09/27	at Chargers	S	W	21-16
10/04	Cardinals	S	W	31-21
10/11	at Falcons	S	W	23-16
10/18	Bears	S	L	16-23
2020 TOTALS		**6-6**	**3-3**	

TROY PRIDE JR.

5'11" // 195

NOTRE DAME
GREER, S.C.

25
CB

EXPERIENCE (YEARS)		BIRTHDATE	ACQUIRED
NFL	PANTHERS	1.19.98	D4-20
R	R		

TRANSACTIONS

Drafted by the Panthers in the fourth round (115th overall) of the 2020 NFL Draft.

COLLEGE & PERSONAL

Totaled 121 tackles, four interceptions and 18 pass breakups in four seasons at Notre Dame...Played in all 13 games in senior season, notching 40 tackles with an interception and six pass breakups...Had best season in 2018 in junior year...Totaled career-best 47 tackles, including 1.5 for loss, while adding a pair of interceptions, 10 pass breakups, a forced fumble and fumble recovery...Played in 12 games with 22 tackles and a pick in sophomore season...Saw action in eight games as a freshman with 12 tackles...Was a sprinter on the Notre Dame track team and ran a 4.4 in the 40-yard dash at the Combine, fifth-fastest among 2020 secondary players. Went to Greer High School in Greer, S.C.

DEFENSIVE STATISTICS

			TACKLES						INTERCEPTIONS				FUMBLES	
DATE	TEAM	GP	TK	S	A	SK	YDS	NO	YDS	TD	PD	FF	FR
2016	Notre Dame	5	12	10	2	0	0	0	0	0	0	0	1
2017	Notre Dame	8	22	14	8	0	0	1	-5	0	2	0	0
2018	Notre Dame	12	47	37	10	0	0	2	1	0	10	1	1
2019	Notre Dame	12	40	27	13	0	0	1	39	0	6	0	0
COLLEGE TOTALS		**37**	**121**	**88**	**33**	**0**	**0**	**4**	**35**	**0**	**18**	**1**	**2**

TROY PRIDE JR.'S NFL REGULAR SEASON DEFENSIVE STATISTICS

				TACKLES								INTERCEPTIONS					O. FUMB			ST				MISC	
DATE	TEAM	GP	GS	TK	S	A	TFL	YDS	SK	YDS	QBH	NO	YDS	LG	TD	PD	FF	FR	YDS	TK	S	A	FF	FR	S	A
2020	Panthers	6	2	20	13	7	1	2	0.0	0.0	0	0	0	0	0	0	0	0	0	1	1	0	0	0	0	0
NFL TOTALS		**6**	**2**	**20**	**13**	**7**	**1**	**2**	**0.0**	**0.0**	**0**	**0**	**0**	**0**	**0**	**0**	**0**	**0**	**0**	**1**	**1**	**0**	**0**	**0**	**0**	**0**

SINGLE-GAME HIGHS: DEFENSIVE

Total Tackles 7 vs. Las Vegas Raiders, Sep 13, 2020
Tackles For Loss 1 vs. Arizona Cardinals, Oct 04, 2020
Special Teams Tackles 1 at Los Angeles Chargers, Sep 27, 2020

2020 GAME-BY-GAME REGULAR SEASON STATISTICS (PANTHERS)

			TACKLES								INTERCEPTIONS					O. FUMB			ST				MISC			
DATE	OPPONENT	P/S	TK	S	A	SK	YDS	TFL	YDS	QBH	NO	YDS	LG	TD	PD	FF	FR	YDS	TK	S	A	FF	FR	S	A	W/L	SCORE
09/13	Raiders	S	7	4	3	0.0	0.0	0	0	0	0	0	0	0	0	0	0	0	0	0	0	0	0	0	0	L	30-34
09/20	at Buccaneers	P	1	0	1	0.0	0.0	0	0	0	0	0	0	0	0	0	0	0	0	0	0	0	0	0	0	L	17-31
09/27	at Chargers	P	2	2	0	0.0	0.0	0	0	0	0	0	0	0	0	0	0	0	1	1	0	0	0	0	0	W	21-16
10/04	Cardinals	P	2	1	1	0.0	0.0	1	2	0	0	0	0	0	0	0	0	0	0	0	0	0	0	0	0	W	31-21
10/11	at Falcons	P	6	5	1	0.0	0.0	0	0	0	0	0	0	0	0	0	0	0	0	0	0	0	0	0	0	W	23-16
10/18	Bears	S	2	1	1	0.0	0.0	0	0	0	0	0	0	0	0	0	0	0	0	0	0	0	0	0	0	L	16-23
2020 TOTALS		**6-2**	**20**	**13**	**7**	**0.0**	**0.0**	**1**	**2**	**0**	**0**	**0**	**0**	**0**	**0**	**0**	**0**	**0**	**1**	**1**	**0**	**0**	**0**	**0**	**0**	**3-3**	

CHRIS REED

6'4" // 320

MINNESOTA ST-MANKATO
OMAHA, NEB.

64
G

EXPERIENCE (YEARS)		BIRTHDATE	ACQUIRED
NFL	PANTHERS	7.22.92	WV-19 MIA
5	2		

NFL RANKINGS

- Saw action in three games on special teams for Carolina at the end of 2019.
- Played five games for Miami at center, starting one, in 2019.
- Played in 25 games with eight starts from 2016-18 with Jacksonville.

TRANSACTIONS

Signed as an undrafted free agent by Jacksonville (5/8/15)...Waived by Jacksonville (9/5/15)...Signed to Jacksonville practice squad (9/7/15)...Signed to reserve future contract with Jacksonville (1/4/16)...Waived by Jacksonville (9/2/17)...Signed to Jacksonville practice squad (9/3/17)..Signed to Jacksonville active roster (10/7/17)...Signed as a free agent with Miami (3/19/19)...Waived by Miami (12/4/19)...Claimed off waivers by Carolina (12/5/19)...Placed on the reserve/COVID-19 list (9/1/20).

COLLEGE & PERSONAL

In 2012 he played in nine games as a sophomore and started eight...Member of Maverick offensive line that saw backs rush 668 times for 3,300 yards (4.9 ypc; 235.7 ypg) and 38 touchdowns and protected their quarterbacks who completed 166-of-291 passes for 2,370 yards and 19 touchdowns, averaging 169.3 yards per game...The 3,330 yards of rushing, 668 carries, and 38 rushing touchdowns are all second-highest marks on school's single-season charts, while 2,370 yards of passing was tenth-best tally in school history. As a redshirt freshman he tarted 11 games and was an *Honorable Mention All-NSIC pick*...The Maverick offensive line saw the backfield rush for 2,292 yards and 25 touchdowns and throw for 2,278 yards and 20 touchdowns...MSU averaged 167.9 yards per game on ground and 189.8 yards per game through air. Redshirted in 2010. Participated in both indoor and outdoor track and field and qualified for the 2011 NCAA Division II National Championships in shot put...Attended Omaha Central high school.

CHRIS REED'S NFL REGULAR SEASON STATISTICS

DATE	TEAM	GP	GS
2016	Jaguars	10	4
2017	Jaguars	6	3
2018	Jaguars	9	1
2019	Dolphins	5	1
2019	Panthers	3	0
2019	TOTAL	8	1
2020	Panthers	4	4
NFL TOTALS		**37**	**13**

2020 GAME-BY-GAME REGULAR SEASON STATISTICS (PANTHERS)

DATE	OPPONENT	P/S		W/L	SCORE
09/13	Raiders		RESERVE/COVID-19	L	30-34
09/20	at Buccaneers		RESERVE/COVID-19	L	17-31
09/27	at Chargers	S		W	21-16
10/04	Cardinals	S		W	31-21
10/11	at Falcons	S		W	23-16
10/18	Bears	S		L	16-23
2020 TOTALS		**4-4**		**3-3**	

SETH ROBERTS

6'2" // 195

WEST ALABAMA

MOULTRIE, GA.

15

WR

EXPERIENCE (YEARS)		BIRTHDATE	ACQUIRED
NFL	PANTHERS		
6	1	2.22.91	UFA-20 BAL

PRO CAREER

- Appeared in all 16 games for the Ravens in 2019...Tallied 21 receptions for 271 yards and two touchdowns...Contributed to Baltimore's No. 1 scoring offense (33.2 ppg).
- Saw action on 15 games with the Raiders in 2018, including seven starts...Totaled a career high 45 receptions, as well as a career high 494 receiving yards...Also added two touchdown receptions.
- Appeared in 15 games with the Raiders in 2017, including a then-career-high seven starts...Finished the year with 43 receptions for 455 yards and 1 TD...Surpassed the 1,000-yard mark for career receiving yards in Week 5.
- Saw action in all 16 games for the Raiders in 2016, plus the team's sole postseason game...Made six starts...Finished with 397 yards on 38 receptions with five touchdowns...His second-straight season with five touchdowns tied a club record for the most by an undrafted Raider...Caught the game-winning touchdown in overtime, a 41-yard catch on fourth-and-4, at Tampa Bay in Week 8...Caught the Raiders' first receiving touchdown of the season, a 10-yard pass with 52 seconds left in the win at New Orleans in Week 1.
- Appeared in all 16 games for Oakland in 2015, including five starts...Totaled 32 receptions for 480 yards and five touchdowns.
- Did not see game action in 2014 after being waived by the Raiders at the end of the preseason...Signed to Oakland's practice squad, where he spent the entire season.

TRANSACTIONS

Signed with the Raiders as an undrafted free agent (5/16/14)...Waived by the Raiders (8/30/14)...Signed to Oakland's practice squad (9/1/14)...Signed a reserve/future contract with Oakland (12/30/14)...Re-signed with the Raiders (4/18/16)...Re-signed with the Raiders (4/17/17)...Signed with Baltimore as an unrestricted free agent (4/5/19)...Signed with the Panthers as an unrestricted free agent (3/26/20).

COLLEGE & PERSONAL

Played two seasons at West Alabama after transferring from Pearl River Community College in Mississippi...In two seasons at West Alabama, totaled 62 receptions for 1,169 yards and 13 touchdowns...As a senior, recorded 40 catches for 857 yards and a team-leading 12 touchdowns…His scoring total tied for second in the Gulf South Conference Recorded three 100-yard receiving games that season...Recorded 22 receptions for 312 yards and a touchdown as a junior...In two seasons at Pearl River CC, hauled in 100 passes for 1,129 yards and 11 touchdowns. Attended Maclay (Tallahassee, FL) HS, transferring in his junior year...Also played basketball, guiding the Marauders to two district championships...Was named the school's Most Outstanding Male Athlete.

REGULAR SEASON COMPARISON: RECEIVING - NEW ORLEANS SAINTS

DATE	OPP	W/L	GP/GS	REC	YDS.	AVG.	TD	LG	TGTS	YAC
9/11/16	OAK @ NO	W	P	2	19	9.5	1	10t	4	7
TOTALS		**1/0**	**1/0**	**2**	**19**	**9.5**	**1**	**10T**	**4**	**7**

SETH ROBERTS' NFL REGULAR SEASON RUSHING/RECEIVING STATISTICS

				RECEIVING					RUSHING				
DATE	TEAM	GP	GS	NO.	YDS.	AVG.	LG	TD	NO.	YDS.	AVG.	LG	TD
2015	Raiders	16	5	32	480	15.0	43	5	0	0	0.0	0	0
2016	Raiders	16	6	38	397	10.4	41t	5	0	0	0.0	0	0
2017	Raiders	15	7	43	455	10.6	29	1	0	0	0.0	0	0
2018	Raiders	15	7	45	494	11.0	44	2	3	5	1.7	11	0
2019	Ravens	16	0	21	271	12.9	33t	2	0	0	0.0	0	0
2020	Panthers	6	1	4	31	7.8	12	0	0	0	0.0	0	0
NFL TOTALS		**84**	**26**	**183**	**2,128**	**11.6**	**44**	**15**	**3**	**5**	**1.7**	**11**	**0**

SETH ROBERTS' NFL POSTSEASON RUSHING/RECEIVING STATISTICS

				RECEIVING					RUSHING				
DATE	TEAM	GP	GS	NO.	YDS.	AVG.	LG	TD	NO.	YDS.	AVG.	LG	TD
2016	Raiders	1	1	1	1	1.0	1	0	0	0	0.0	0	0
2019	Ravens	1	0	2	30	15.0	26	0	0	0	0.0	0	0
NFL TOTALS		**2**	**1**	**3**	**31**	**10.3**	**26**	**0**	**0**	**0**	**0.0**	**0**	**0**

SINGLE-GAME HIGHS: RUSHING/RECEIVING

Rush Attempts 1 at Kansas City Chiefs, Dec 30, 2018
...2 more at 1.
Rushing Yards 11 at Baltimore Ravens, Nov 25, 2018
Longest Runs 11 at Baltimore Ravens, Nov 25, 2018
Receptions 6 at Tennessee Titans, Nov 29, 2015
Receiving Yards 113 at Tennessee Titans, Nov 29, 2015
Longest Receptions 44 at Baltimore Ravens, Nov 25, 2018
Receiving TDs 2 at Tennessee Titans, Nov 29, 2015
All-purpose yards 113 at Tennessee Titans, Nov 29, 2015
Kickoff Returns 2 at Detroit Lions, Nov 22, 2015
Kickoff Return Yards 47 at Detroit Lions, Nov 22, 2015
Longest Kickoff Return 24 at Detroit Lions, Nov 22, 2015
Miscellaneous Tackles 1 at Kansas City Chiefs, Dec 10, 2017
...2 more at 1.
Most TDs 2 at Tennessee Titans, Nov 29, 2015

SINGLE-GAME HIGHS - POSTSEASON: RUSHING/RECEIVING

Receptions 2 vs. Tennessee Titans, Jan 11, 2020
1 at Houston Texans, Jan 07, 2017
Receiving Yards 30 vs. Tennessee Titans, Jan 11, 2020
1 at Houston Texans, Jan 07, 2017
Longest Receptions 26 vs. Tennessee Titans, Jan 11, 2020
4 vs. Tennessee Titans, Jan 11, 2020
1 at Houston Texans, Jan 07, 2017
All-purpose yards 30 vs. Tennessee Titans, Jan 11, 2020
1 at Houston Texans, Jan 07, 2017

100-YARD RECEIVING GAMES (1): REGULAR SEASON

DATE	TEAM	NO.	YDS.	AVG.	LG	TD
11/29/15	at Titans	6	113	18.8	38	2

2020 GAME-BY-GAME REGULAR SEASON STATISTICS (PANTHERS)

				RECEIVING					RUSHING						
DATE	OPPONENT	P/S	NO.	YDS.	AVG.	LG	TD	NO.	YDS.	AVG.	LG	TD	W/L	SCORE
09/13	Raiders	P	1	5	5.0	5	0	0	0	0.0	0	0	L	30-34
09/20	at Buccaneers	P	0	0	0.0	0	0	0	0	0.0	0	0	L	17-31
09/27	at Chargers	P	2	16	8.0	12	0	0	0	0.0	0	0	W	21-16
10/04	Cardinals	P	1	10	10.0	10	0	0	0	0.0	0	0	W	31-21
10/11	at Falcons	P	0	0	0.0	0	0	0	0	0.0	0	0	W	23-16
10/18	Bears	S	0	0	0.0	0	0	0	0	0.0	0	0	L	16-23
2020 TOTALS		**6-1**	**4**	**31**	**7.8**	**12**	**0**	**0**	**0**	**0.0**	**0**	**0**	**3-3**	



KENNY ROBINSON

6'2" // 200

WEST VIRGINIA

WILKINSBURG, PA.

27

S

EXPERIENCE (YEARS)		BIRTHDATE	ACQUIRED
NFL	PANTHERS	1.8.99	D5-20
R	R		

TRANSACTIONS

Selected in the fifth round (152nd overall) of the NFL Draft by Carolina (4/25/20)...Waived by Carolina (9/6/20)...Signed to Carolina's practice squad (9/7/20)...Signed to Carolina's active roster from the practice squad (10/20/20).

COLLEGE & PERSONAL

Spent the spring of 2020 with the XFL's St. Louis BattleHawks...Totaled 21 tackles and two interceptions through five games.

Spent two years at West Virginia, totaling 123 career tackles, seven interceptions and seven passes defensed...Earned First-Team All-Big 12 honors as a sophomore in 2018...Started 12 games in 2018 at safety...Tied for No. 2 in the Big 12 in total interceptions (4)...Finished No. 2 on the WVU defense with 77 total tackles and 52 solo stops...As a freshman in 2017 earned All-Big 12 Conference Honorable Mention...Played in all 13 games, including eight starts...Totaled 46 tackles, including 32 solo stops, two tackles for loss, three interceptions, returning two for touchdowns and three pass breakups...Tied for the team lead with three interceptions.

Played defensive back, quarterback and wide receiver at Imani Christian Academy in Wilkinsburg, Pennsylvania...All-State 1A First-Team defensive back...Finished with 1,250 rushing yards, 2,150 passing yards and 18 touchdowns, with only three interceptions...One of seven children...Majored in multidisciplinary studies.

DEFENSIVE STATISTICS

			TACKLES					INTERCEPTIONS				FUMBLES	
DATE	TEAM	GP	TK	S	A	SK	YDS	NO	YDS	TD	PD	FF	FR
2017	West Virginia	11	46	32	14	0	0	3	170	2	3	0	0
2018	West Virginia	12	77	52	25	0	0	4	58	0	4	1	1
2019	St. Louis (XFL)	5	21	15	6	1	12	2	-	0	2	0	0
COLLEGE/XFL TOTALS		**28**	**144**	**99**	**45**	**1**	**12**	**9**	**228**	**2**	**9**	**1**	**1**

KENNY ROBINSON'S NFL REGULAR SEASON DEFENSIVE STATISTICS

				TACKLES							INTERCEPTIONS					O. FUMB			ST					MISC	
DATE	TEAM	GP	GS	TK	S	A	TFL	YDS	SK	YDS	QBH	NO	YDS	LG	TD	PD	FF	FR	YDS	TK	S	A	FF	FR	S	A
2020	Panthers	0	0	0	0	0	0	0	0.0	0.0	0	0	0	0	0	0	0	0	0	0	0	0	0	0	0	0
NFL TOTALS		**0**	**0**	**0**	**0**	**0**	**0**	**0**	**0.0**	**0.0**	**0**	**0**	**0**	**0**	**0**	**0**	**0**	**0**	**0**	**0**	**0**	**0**	**0**	**0**	**0**	**0**

2020 GAME-BY-GAME REGULAR SEASON STATISTICS (PANTHERS)

			TACKLES								INTERCEPTIONS					O. FUMB			ST				MISC			
DATE	OPPONENT	P/S	TK	S	A	SK	YDS	TFL	YDS	QBH	NO	YDS	LG	TD	PD	FF	FR	YDS	TK	S	A	FF	FR	S	A	W/L	SCORE
09/13	Raiders										PRACTICE SQUAD															L	30-34
09/20	at Buccaneers										PRACTICE SQUAD															L	17-31
09/27	at Chargers										PRACTICE SQUAD															W	21-16
10/04	Cardinals										PRACTICE SQUAD															W	31-21
10/11	at Falcons										PRACTICE SQUAD															W	23-16
10/18	Bears										PRACTICE SQUAD															L	16-23
2020 TOTALS			**0**	**0**	**0**	**0.0**	**0.0**	**0**	**0**	**0**	**0**	**0**	**0**	**0**	**0**	**0**	**0**	**0**	**0**	**0**	**0**	**0**	**0**	**0**	**3-3**	



BRAVVION ROY

6'1" // 330

BAYLOR
SPRING, TEXAS

93
DT

EXPERIENCE (YEARS)		BIRTHDATE	ACQUIRED
NFL	PANTHERS	10.18.96	D6-20
R	R		

TRANSACTIONS

Selected in the sixth round (184th overall) of the NFL Draft by Carolina (4/25/20).

COLLEGE & PERSONAL

Played four seasons at Baylor under Matt Rhule ... Tallied 133 tackles, 7.5 sacks and 19.0 tackles for loss in his career ... Earned first team All-Big 12 honors in 2019, tallying career highs with 5.5 sacks and 13.0 tackles for loss ... Also produced one forced fumble, seven QB hurries, one blocked kick and 61 total tackles ... Had five tackles with one sack in the Sugar Bowl against Georgia ... Also had five tackles including 1.5 for loss in Big 12 title game against Oklahoma ... in junior season, had 34 tackles and 1.5 sacks. Went to Spring HS in Spring, Texas.

DEFENSIVE STATISTICS

				TACKLES							INTERCEPTIONS				FUMBLES	
DATE	TEAM	GP	GS	TK	S	A	TFL	SK	YDS	QBH	NO	YDS	LG	TD	FF	FR
2016	Baylor	9	1	7	5	2	0	0	0	1	0	0	0	0	0	0
2017	Baylor	12	4	31	16	15	3	0.5	0	0	0	0	0	0	0	0
2018	Baylor	13	11	34	15	19	3	1.5	4	0	0	0	0	0	0	0
2019	Baylor	14	13	61	35	26	13	5.5	29	7	0	0	0	0	1	0
COLLEGE TOTALS		**49**	**29**	**133**	**71**	**62**	**19**	**7.5**	**33**	**8**	**0**	**0**	**0**	**0**	**1**	**0**

BRAVVION ROY'S NFL REGULAR SEASON DEFENSIVE STATISTICS

				TACKLES								INTERCEPTIONS					O. FUMB			ST				MISC	
DATE	TEAM	GP	GS	TK	S	A	TFL	YDS	SK	YDS	QBH	NO	YDS	LG	TD	PD	FF	FR	YDS	TK	S	A	FF	FR	S	A
2020	Panthers	5	0	6	3	3	0	0	0.0	0.0	1	0	0	0	0	0	0	0	0	0	0	0	0	0	0	0
NFL TOTALS		**5**	**0**	**6**	**3**	**3**	**0**	**0**	**0.0**	**0.0**	**1**	**0**	**0**	**0**	**0**	**0**	**0**	**0**	**0**	**0**	**0**	**0**	**0**	**0**	**0**	**0**

SINGLE-GAME HIGHS: DEFENSIVE

Total Tackles — 2 at Los Angeles Chargers, Sep 27, 2020
...1 more at 2.

2020 GAME-BY-GAME REGULAR SEASON STATISTICS (PANTHERS)

			TACKLES								INTERCEPTIONS					O. FUMB			ST					MISC			
DATE	OPPONENT	P/S	TK	S	A	SK	YDS	TFL	YDS	QBH	NO	YDS	LG	TD	PD	FF	FR	YDS	TK	S	A	FF	FR	S	A	W/L	SCORE
09/13	Raiders	P	2	1	1	0.0	0.0	0	0	0	0	0	0	0	0	0	0	0	0	0	0	0	0	0	0	L	30-34
09/20	at Buccaneers	P	1	0	1	0.0	0.0	0	0	0	0	0	0	0	0	0	0	0	0	0	0	0	0	0	0	L	17-31
09/27	at Chargers	P	2	2	0	0.0	0.0	0	0	0	0	0	0	0	0	0	0	0	0	0	0	0	0	0	0	W	21-16
10/04	Cardinals		GAME INACTIVE																							W	31-21
10/11	at Falcons	P	0	0	0	0.0	0.0	0	0	0	0	0	0	0	0	0	0	0	0	0	0	0	0	0	0	W	23-16
10/18	Bears	P	1	0	1	0.0	0.0	0	0	1	0	0	0	0	0	0	0	0	0	0	0	0	0	0	0	L	16-23
2020 TOTALS		**5-0**	**6**	**3**	**3**	**0.0**	**0.0**	**0**	**0**	**1**	**0**	**0**	**0**	**0**	**0**	**0**	**0**	**0**	**0**	**0**	**0**	**0**	**0**	**0**	**3-3**	

CURTIS SAMUEL

5'11" // 195

OHIO STATE

BROOKLYN, N.Y.

10

WR

EXPERIENCE (YEARS)		BIRTHDATE	ACQUIRED
NFL	PANTHERS		
4	4	8.11.96	D2A-17

PRO CAREER

- Recorded 54 receptions for career-best 627 receiving yards and team-leading six receiving touchdowns in 2019, to go along with 130 yards rushing and one rushing touchdown.
- Played in 13 games with eight starts in 2018...Tallied 39 receptions for 494 receiving yards and eight rushes for 84 rushing yards and accumulated 209 kick return yards...Scored seven touchdowns on the year, five receiving and two rushing, tied for the most among NFL wide receivers.
- Scored a rushing and receiving touchdown against Tampa Bay (11/4/18), becoming the first Panthers wide receiver to do both in the same game since Keyshawn Johnson in 2006.
- Played in nine games with four starts in 2017 before ending the season on injured reserve with an ankle injury...Tallied 115 yards receiving, 64 yards rushing and 220 yards of kickoff returns in 2017.

TRANSACTIONS

Selected in the second round (40th overall) of the NFL Draft by Carolina (4/28/17)...Placed on injured reserve with broken ankle (11/24/17)...Placed on non-football injury list (ankle) (7/25/18)...Passed physical (8/1/18).

COLLEGE & PERSONAL

Played in 40 games with 13 starts at Ohio State...Entered NFL following junior season...Moved to H-back during spring practice after freshman season...Totaled 3,007 all-purpose yards...Only player in school history with 1,000 career rushing and receiving yards...Rushed for 1,286 yards and 15 touchdowns on 172 attempts...Posted 107 receptions for 1,249 yards and nine touchdowns...Averaged 21.6 yards on 21 kickoff returns for 453 yards...Returned six punts for 19 yards...2016 First-team All-American...2016 First-team All-Big Ten Conference selection at wide receiver...Only player in the nation with 700 rushing and 700 receiving yards...Accounted for 18 plays of 20 or more yards...Ranked second in the conference with team highs of 74 catches, 865 receiving yards and seven receiving touchdowns...Reception total marked the second most in school history...Produced 771 rushing yards and eight touchdowns on 97 carries...Scored a team-leading 15 total touchdowns, including the game-winner on a 15-yard run in the second overtime to help the Buckeyes defeat Michigan and earn a spot in the College Football Playoff...Attended Erasmus Hall High School in Brooklyn, N.Y.

REGULAR SEASON COMPARISON: RECEIVING - NEW ORLEANS SAINTS

DATE	OPP	W/L	GP/GS	REC	YDS.	AVG.	TD	LG	TGTS	YAC
9/24/17	CAR vs. NO	L	S	2	5	2.5	0	7	5	0
12/17/18	CAR vs. NO	L	S	1	17	17.0	0	17	4	0
12/30/18	CAR @ NO	W	S	2	72	36.0	1	53t	4	12
11/24/19	CAR @ NO	L	S	1	9	9.0	0	9	4	7
12/29/19	CAR vs. NO	L	S	2	13	6.5	0	11	4	5
TOTALS		**1/4**	**5/5**	**8**	**116**	**14.5**	**1**	**11**	**21**	**24**

CURTIS SAMUEL'S NFL REGULAR SEASON RUSHING/RECEIVING STATISTICS

				RECEIVING					RUSHING				
DATE	TEAM	GP	GS	NO.	YDS.	AVG.	LG	TD	NO.	YDS.	AVG.	LG	TD
2017	Panthers	9	4	15	115	7.7	23	0	4	64	16.0	31	0
2018	Panthers	13	8	39	494	12.7	53t	5	8	84	10.5	33t	2
2019	Panthers	16	15	54	627	11.6	44	6	19	130	6.8	16	1
2020	Panthers	5	2	19	183	9.6	24	0	15	63	4.2	17	0
NFL TOTALS		**43**	**29**	**127**	**1,419**	**11.2**	**53t**	**11**	**46**	**341**	**7.4**	**33t**	**3**

CURTIS SAMUEL'S NFL REGULAR SEASON RETURN STATISTICS

		KICKOFF RETURNS					PUNT RETURNS					
DATE	TEAM	RET.	YDS.	AVG.	LG	TD	NO.	FC	YDS.	AVG.	LG	TD
2017	Panthers	10	221	22.1	33	0	0	0	0	0.0	0	0
2018	Panthers	10	209	20.9	32	0	0	0	0	0.0	0	0
2019	Panthers	0	0	0.0	0	0	0	0	0	0.0	0	0
2020	Panthers	0	0	0.0	0	0	0	0	0	0.0	0	0
NFL TOTALS		**20**	**430**	**21.5**	**33**	**0**	**0**	**0**	**0**	**0.0**	**0**	**0**

SINGLE-GAME HIGHS: RUSHING/RECEIVING

Rush Attempts 4 at Atlanta Falcons, Oct 11, 2020
...4 more at 4.
Rushing Yards 40 at New Orleans Saints, Nov 24, 2019
Longest Runs 33t vs. Tampa Bay Buccaneers, Nov 04, 2018
Rushing TDs 1 at Tampa Bay Buccaneers, Oct 13, 2019
...2 more at 1.

Receptions 7 vs. Atlanta Falcons, Dec 23, 2018
Receiving Yards 91 vs. Tampa Bay Buccaneers, Sep 12, 2019
Longest Receptions 53t at New Orleans Saints, Dec 30, 2018
Receiving TDs 1 vs. Seattle Seahawks, Dec 15, 2019
...10 more at 1.

All-purpose yards 126 at Pittsburgh Steelers, Nov 08, 2018
Kickoff Returns 5 at Pittsburgh Steelers, Nov 08, 2018
Kickoff Return Yards 107 at Pittsburgh Steelers, Nov 08, 2018
Longest Kickoff Return 33 vs. Philadelphia Eagles, Oct 12, 2017
Special Teams Tackles 2 at Pittsburgh Steelers, Nov 08, 2018
Miscellaneous Tackles 2 vs. Atlanta Falcons, Nov 17, 2019
Most TDs 2 at Tampa Bay Buccaneers, Oct 13, 2019
...1 more at 2.

2020 GAME-BY-GAME REGULAR SEASON STATISTICS (PANTHERS)

			RECEIVING					RUSHING						
DATE	OPPONENT	P/S	NO.	YDS.	AVG.	LG	TD	NO.	YDS.	AVG.	LG	TD	W/L	SCORE
09/13	Raiders	P	5	38	7.6	19	0	1	5	5.0	5	0	L	30-34
09/20	at Buccaneers	P	2	13	6.5	10	0	4	26	6.5	14	0	L	17-31
09/27	at Chargers	S	4	45	11.3	24	0	4	7	1.8	5	0	W	21-16
10/04	Cardinals	P	3	51	17.0	24	0	2	-3	-1.5	1	0	W	31-21
10/11	at Falcons	S	5	36	7.2	17	0	4	28	7.0	17	0	W	23-16
10/18	Bears						ON INACTIVE LIST						L	16-23
2020 TOTALS		**5-2**	**19**	**183**	**9.6**	**24**	**0**	**15**	**63**	**4.2**	**17**	**0**	**3-3**	

TRENT SCOTT

6'5" // 320

GRAMBLING STATE
HUNTSVILLE, ALA.

73
T

EXPERIENCE (YEARS)		BIRTHDATE	ACQUIRED
NFL	PANTHERS	1.25.94	FA-18
R	R		

PRO CAREER

- Played two seasons with the Chargers in 2018 and 2019...Played in all 16 games with nine starts in 2019...Played in nine games with one start for the Chargers in 2018.

TRANSACTIONS

Signed as undrafted free agent with the Los Angeles Chargers (4/30/18)...Waived by Los Angeles Chargers (9/1/18)...Signed to Chargers practice squad (9/2/18)...Signed to Chargers active roster (9/15/18)...Waived by the Chargers (9/5/20)...Claimed off waivers by Carolina (9/6/20).

COLLEGE & PERSONAL

Played four seasons (2013, 2015-17) at Grambling State after redshirting in 2014…Allowed just three sacks in his collegiate career…As a senior in 2017, posted 39 pancake blocks and no sacks en route to earning first-team All-Southwestern Athletic Conference recognition...Went to Lee High School in Huntsville, Ala.

TRENT SCOTT'S NFL REGULAR SEASON STATISTICS

DATE	TEAM	GP	GS
2018	Chargers	9	1
2019	Chargers	16	9
2020	Panthers	5	0
NFL TOTALS		**30**	**10**

TRENT SCOTT'S NFL POSTSEASON STATISTICS

DATE	TEAM	GP	GS
2018	Chargers	2	0
NFL TOTALS		**2**	**0**

2020 GAME-BY-GAME REGULAR SEASON STATISTICS (PANTHERS)

DATE	OPPONENT	P/S		W/L	SCORE
09/13	Raiders		DID NOT PLAY (NON-INJURY)	L	30-34
09/20	at Buccaneers	P		L	17-31
09/27	at Chargers		INJURED RESERVE	W	21-16
10/04	Cardinals	P		W	31-21
10/11	at Falcons	P		W	23-16
10/18	Bears	P		L	16-23
2020 TOTALS		**4-0**		**3-3**	

JOEY SLYE

5'11" // 213

VIRGINIA TECH

STAFFORD, VA.

4

K

EXPERIENCE (YEARS)		BIRTHDATE	ACQUIRED
NFL	PANTHERS		
2	2	4.10.96	FA-19

NFL RANKINGS

- Led NFL with eight made field goals longer than 50 yards in 2019.

FRANCHISE RANKINGS

- Set franchise record for most made field goals (8) longer than 50 yards in one season in 2019.

PRO CAREER

- Hit 25-of-32 field goals, including eight from longer than 50 yards in 2019 with Carolina.
- Spent time with Tampa Bay and New York Giants in 2018 and 2019 but did not see game action.

TRANSACTIONS

Signed as an undrafted free agent with the New York Giants (5/6/19)...Released by New York Giants (5/14/19)...Signed by New York Giants (7/24/19)...Released by New York Giants (7/27/19)...Signed with Carolina (8/1/19)...Signed one-year contract extension with Carolina (2/6/20).

COLLEGE & PERSONAL

Spent four seasons at Virginia Tech where he was named a 2016 and 2015 Lou Groza Award Semifinalist...Named 2016 First Team All-ACC...Played in 50 total games, connecting on 78-of-108 field goals (72.2 percent) and 169-of-172 of his extra points (98.3 percent)...Went to North Stafford High in Stafford, Va.

REGULAR SEASON COMPARISON: KICKING - NEW ORLEANS SAINTS

DATE	OPP	W/L	GP/GS	FGA	FGM	PCT	LONG	XPA	XPM	PTS	1-19	20-29	30-39	40-49	50+	KO	TB
11/24/19	CAR @ NO	L	P	3	2	66.7%	52	3	1	7	0-0	0-0	0-0	1-1	0-0	6	6
12/29/19	CAR vs. NO	L	P	1	1	100%	23	1	1	4	0-0	1-1	0-0	0-0	0-0	3	3
TOTALS		**0/2**	**2/0**	**4**	**3**	**75%**	**52**	**4**	**2**	**11**	**0-0**	**1-1**	**0-0**	**1-1**	**0-0**	**9**	**9**

JOEY SLYE'S NFL REGULAR SEASON KICKING STATISTICS

DATE	TEAM	GP	FGM	FGA	PCT.	LG	XP	XPA	PCT.	BLK	PTS
2019	Panthers	16	25	32	78.1	55	31	35	88.6	1	106
2020	Panthers	6	16	18	88.9	48	10	12	83.3	0	58
NFL TOTALS		**22**	**41**	**50**	**82.0**	**55**	**41**	**47**	**87.2**	**1**	**164**

JOEY SLYE'S NFL REGULAR SEASON FIELD-GOAL ACCURACY STATISTICS

DATE	TEAM	1-19	PCT.	20-29	PCT.	30-39	PCT.	40-49	PCT.	50+	PCT.
2019	Panthers	0-0	0.0	4-5	80.0	5-5	100.0	8-11	72.7	8-11	72.7
2020	Panthers	0-0	0.0	8-8	100.0	5-5	100.0	3-4	75.0	0-1	0.0
NFL TOTALS		**0-0**	**0.0**	**12-13**	**92.3**	**10-10**	**100.0**	**11-15**	**73.3**	**8-12**	**66.7**

SINGLE-GAME HIGHS: KICKER

Field Goals Made	5 at Los Angeles Chargers, Sep 27, 2020
Field Goal Attempts	5 at Los Angeles Chargers, Sep 27, 2020 ...1 more at 5.
Longest Field Goals Made	55 at Houston Texans, Sep 29, 2019
PATs Made	5 at Arizona Cardinals, Sep 22, 2019
PAT Attempts	5 vs. Jacksonville Jaguars, Oct 06, 2019 ...1 more at 5.
Points	15 at Los Angeles Chargers, Sep 27, 2020
Special Teams Tackles	1 at Los Angeles Chargers, Sep 27, 2020 ...1 more at 1.

2020 GAME-BY-GAME REGULAR SEASON STATISTICS (PANTHERS)

			FIELD GOALS				EXTRA POINTS						
DATE	OPPONENT		FGM	FGA	PCT	LG	XP	XPA	PCT	BLK	PTS	W/L	SCORE
09/13	Raiders	P	3	3	100.0	47	1	2	50.0	0	10	L	30-34
09/20	at Buccaneers	P	1	1	100.0	23	2	2	100.0	0	5	L	17-31
09/27	at Chargers	P	5	5	100.0	31	0	1	0.0	1	15	W	21-16
10/04	Cardinals	P	1	2	50.0	27	4	4	100.0	0	7	W	31-21
10/11	at Falcons	P	3	3	100.0	39	2	2	100.0	0	11	W	23-16
10/18	Bears	P	3	4	75.0	48	1	1	100.0	0	10	L	16-23
2020 TOTALS		**6**	**16**	**18**	**88.9**	**48**	**10**	**12**	**83.3**	**1**	**58**	**3-3**	

JULIAN STANFORD

6'1" // 230

WAGNER
BLOOMFIELD, CT

50
LB

EXPERIENCE (YEARS)		BIRTHDATE	ACQUIRED
NFL	PANTHERS		
7	1	9.2.90	FA-20

PRO CAREER

- Played in 29 games for Buffalo in 2018 and 2019, totaling 23 tackles and one sack.
- Played for two seasons with the Jets in 2017 and 2016, playing in 25 games with four starts and tallying 42 tackles, including two tackles for loss.
- Saw action in Detroit in 2014 and 2013, playing in 18 games.
- Posted best statistical season in first year with Jacksonville in 2012, playing all 16 games with six starts and totaling 23 tackles, including one for loss.

TRANSACTIONS

Signed as an undrafted free agent with Jacksonville (5/4/12)...Waived by Jacksonville (8/31/13)...Signed as a free agent with Detroit (12/3/13)...Waived by Detroit (8/30/14)...Signed to Detroit practice squad (9/1/14)...Elevated from practice squad to Detroit active roster (9/16/14)...Waived by Detroit (9/5/15)...Signed to Tampa Bay practice squad (9/16/15)...Released from Tampa Bay practice squad (9/22/15)...Re-signed to Tampa Bay practice squad (10/28/15)...Released from Tampa Bay practice squad (11/3/15)...Signed to New York Jets practice squad (12/1/15)...Waived by the New York Jets (9/26/16)...Signed to New York Jets practice squad (9/28/16)...Elevated to New York Jets active roster (10/22/16)...Terminated as a vested veteran by the Jets (4/14/17)...Signed as a free agent with the New York Jets (4/17/17)...Signed as an unrestricted free agent with Buffalo (3/15/18)...Signed as a free agent with Carolina (8/22/20).

COLLEGE & PERSONAL

Four-year letter winner at Wagner, earning All-NEC First Team honors in senior season in 2011 when he posted 53 tackles with five PBUs, one forced fumble and three interceptions, returning two for touchdowns...Posted 12.5 tackles for loss and team-best seven sacks in 2010...Attended Bloomfield High School in Bloomfield, Conn.

JULIAN STANFORD'S NFL REGULAR SEASON DEFENSIVE STATISTICS

				TACKLES								INTERCEPTIONS					O. FUMB			ST					MISC	
DATE	TEAM	GP	GS	TK	S	A	TFL	YDS	SK	YDS	QBH	NO	YDS	LG	TD	PD	FF	FR	YDS	TK	S	A	FF	FR	S	A
2012	Jaguars	16	6	17	14	3	1	0	0.0	0.0	0	0	0	0	0	0	0	0	0	6	4	2	0	1	0	0
2013	Lions	4	0	0	0	0	0	0	0.0	0.0	0	0	0	0	0	0	0	0	0	3	2	1	0	0	0	0
2014	Lions	14	0	0	0	0	0	0	0.0	0.0	0	0	0	0	0	0	0	0	0	2	2	0	0	0	0	0
2016	Jets	9	3	19	14	5	1	1	0.0	0.0	0	0	0	0	0	0	0	0	0	3	1	2	0	0	0	0
2017	Jets	16	1	8	6	2	1	5	0.0	0.0	0	0	0	0	0	0	0	0	0	12	9	3	0	0	0	0
2018	Bills	13	1	10	9	1	1	0	1.0	9.0	1	0	0	0	0	1	1	0	0	5	4	1	0	0	0	0
2019	Bills	16	0	3	2	1	0	0	0.0	0.0	0	0	0	0	0	0	0	0	0	5	4	1	0	1	0	0
2020	Panthers	6	0	1	0	1	0	0	0.0	0.0	0	0	0	0	0	0	0	0	0	3	1	2	0	0	0	0
NFL TOTALS		**94**	**11**	**58**	**45**	**13**	**4**	**6**	**1.0**	**9.0**	**1**	**0**	**0**	**0**	**0**	**1**	**1**	**0**	**0**	**39**	**27**	**12**	**0**	**2**	**0**	**0**

JULIAN STANFORD'S NFL POSTSEASON DEFENSIVE STATISTICS

				TACKLES								INTERCEPTIONS					O. FUMB			ST					MISC	
DATE	TEAM	GP	GS	TK	S	A	TFL	YDS	SK	YDS	QBH	NO	YDS	LG	TD	PD	FF	FR	YDS	TK	S	A	FF	FR	S	A
2014	Lions	1	0	0	0	0	0	0	0.0	0.0	0	0	0	0	0	0	0	0	0	0	0	0	0	0	0	0
2019	Bills	1	0	0	0	0	0	0	0.0	0.0	0	0	0	0	0	0	0	0	0	1	1	0	0	0	0	0
NFL TOTALS		**2**	**0**	**0**	**0**	**0**	**0**	**0**	**0.0**	**0.0**	**0**	**0**	**0**	**0**	**0**	**0**	**0**	**0**	**0**	**1**	**1**	**0**	**0**	**0**	**0**	**0**

SINGLE-GAME HIGHS: DEFENSIVE

Total Tackles	8 vs. Chicago Bears, Nov 04, 2018
Sacks	1.0 vs. Chicago Bears, Nov 04, 2018
Passes Defensed	1 vs. Detroit Lions, Dec 16, 2018
Forced Fumbles	1 vs. Chicago Bears, Nov 04, 2018
Tackles For Loss	1 vs. New England Patriots, Oct 29, 2018 ...3 more at 1.
Special Teams Tackles	3 vs. Chicago Bears, Oct 07, 2012
Special Teams Fumble Recoveries	1 vs. Philadelphia Eagles, Oct 27, 2019 ...1 more at 1.

SINGLE-GAME HIGHS - POSTSEASON: DEFENSIVE

Special Teams Tackles — 1 at Houston Texans, Jan 04, 2020

2020 GAME-BY-GAME REGULAR SEASON STATISTICS (PANTHERS)

			TACKLES								INTERCEPTIONS					O. FUMB			ST				MISC			
DATE	OPPONENT	P/S	TK	S	A	SK	YDS	TFL	YDS	QBH	NO	YDS	LG	TD	PD	FF	FR	YDS	TK	S	A	FF	FR	S	A	W/L	SCORE
09/13	Raiders	P	0	0	0	0.0	0.0	0	0	0	0	0	0	0	0	0	0	0	1	0	1	0	0	0	0	L	30-34
09/20	at Buccaneers	P	0	0	0	0.0	0.0	0	0	0	0	0	0	0	0	0	0	0	1	0	1	0	0	0	0	L	17-31
09/27	at Chargers	P	0	0	0	0.0	0.0	0	0	0	0	0	0	0	0	0	0	0	0	0	0	0	0	0	0	W	21-16
10/04	Cardinals	P	0	0	0	0.0	0.0	0	0	0	0	0	0	0	0	0	0	0	0	0	0	0	0	0	0	W	31-21
10/11	at Falcons	P	0	0	0	0.0	0.0	0	0	0	0	0	0	0	0	0	0	0	1	1	0	0	0	0	0	W	23-16
10/18	Bears	P	1	0	1	0.0	0.0	0	0	0	0	0	0	0	0	0	0	0	0	0	0	0	0	0	0	L	16-23
2020 TOTALS		**6-0**	**1**	**0**	**1**	**0.0**	**0.0**	**0**	**0**	**0**	**0**	**0**	**0**	**0**	**0**	**0**	**0**	**0**	**3**	**1**	**2**	**0**	**0**	**0**	**0**	**3-3**	

2019 GAME-BY-GAME POSTSEASON STATISTICS (BILLS)

			TACKLES								INTERCEPTIONS					O. FUMB			ST				MISC			
DATE	OPPONENT	P/S	TK	S	A	SK	YDS	TFL	YDS	QBH	NO	YDS	LG	TD	PD	FF	FR	YDS	TK	S	A	FF	FR	S	A	W/L	SCORE
01/04	at Texans	P	0	0	0	0.0	0.0	0	0	0	0	0	0	0	0	0	0	0	1	1	0	0	0	0	0	L	19-22+
2019 TOTALS		**1-0**	**0**	**0**	**0**	**0.0**	**0.0**	**0**	**0**	**0**	**0**	**0**	**0**	**0**	**0**	**0**	**0**	**0**	**1**	**1**	**0**	**0**	**0**	**0**	**0**	**0-1**	

+ - Overtime

ADARIUS TAYLOR

6'0" // 230

FLORIDA ATLANTIC
LAKELAND, FLA.

57
LB

EXPERIENCE (YEARS)		BIRTHDATE	ACQUIRED
NFL	PANTHERS		
6	2	9.21.90	FA-20

PRO CAREER

- Played in 15 games for Cleveland in 2019, tallying one tackle.
- Played for Tampa Bay from 2015-18, playing in 50 games and totaling 92 tackles, two forced fumbles and one interception with six pass deflections...Had a career-best 57 tackles in 2018.
- Played in 10 games for Carolina in 2014, totaling nine tackles and a forced fumble.

TRANSACTIONS

Signed as an undrafted free agent with Carolina (5/16/14)...Waived by Carolina (8/30/14)...Signed to Carolina practice squad (9/1/14)...Signed to Panthers active roster (10/18/14)...Waived by Carolina (9/5/15)...Signed to Carolina practice squad (9/7/15)...Signed off Carolina practice squad by Tampa Bay (11/30/15)...Placed on injured reserve by Tampa Bay (12/20/17)...Signed as unrestricted free agent with Cleveland (3/14/19)...Terminated as a vested veteran by Cleveland (2/18/20)...Signed as a free agent by Carolina (7/27/20).

COLLEGE & PERSONAL

Played two seasons at Florida Atlantic (2012-13) after transferring from Eastern Arizona Community College...Tallied 149 tackles with 3.5 sacks and an interception return for a touchdown...Went to Lake Gibson High School in Lakeland, Fla.

REGULAR SEASON COMPARISON: DEFENSIVE - NEW ORLEANS SAINTS

										TACKLES			MISC		
DATE	OPP	W/L	GP/GS	TOT	SOLO	ASST	SACK	YDS.	INT	TFL	PD	QBH	TD	FF	FR
9/9/18	TB @ NO	W	P	1	1	0	0.0	0	0	0	0	0	0	0	0
12/9/18	TB vs. NO	L	S	6	4	2	0.0	0	1	0	1	0	0	0	0
TOTALS		**1/1**	**2/1**	**7**	**5**	**2**	**0.0**	**0**	**1**	**0**	**1**	**0**	**0**	**0**	**0**

ADARIUS TAYLOR'S NFL REGULAR SEASON DEFENSIVE STATISTICS

				TACKLES								INTERCEPTIONS					O. FUMB			ST				
DATE	TEAM	GP	GS	TK	S	A	TFL	YDS	SK	YDS	QBH	NO	YDS	LG	TD	PD	FF	FR	YDS	TK	S	A	FF	FR
2014	Panthers	10	2	9	5	4	1	4	0.0	0.0	0	0	0	0	0	0	1	0	0	3	3	0	0	0
2015	Buccaneers	5	0	0	0	0	0	0	0.0	0.0	0	0	0	0	0	0	0	0	0	0	0	0	0	0
2016	Buccaneers	16	0	9	8	1	0	0	0.0	0.0	0	0	0	0	0	0	0	0	0	5	4	1	0	0
2017	Buccaneers	14	4	26	19	7	0	0	1.0	4.0	2	0	0	0	0	1	1	0	0	5	3	2	0	1
2018	Buccaneers	15	10	57	38	19	4	5	1.0	1.0	1	1	7	7	0	5	1	0	0	3	3	0	0	0
2019	Browns	15	0	1	1	0	0	0	0.0	0.0	0	0	0	0	0	0	0	0	0	8	3	5	0	0
2020	Panthers	6	0	5	2	3	0	0	0.0	0.0	0	0	0	0	0	0	0	0	0	2	0	2	0	0
NFL TOTALS		**81**	**16**	**107**	**73**	**34**	**5**	**9**	**2.0**	**5.0**	**3**	**1**	**7**	**7**	**0**	**6**	**3**	**0**	**0**	**26**	**16**	**10**	**0**	**1**

ADARIUS TAYLOR'S NFL POSTSEASON DEFENSIVE STATISTICS

				TACKLES								INTERCEPTIONS					O. FUMB			ST					MISC	
DATE	TEAM	GP	GS	TK	S	A	TFL	YDS	SK	YDS	QBH	NO	YDS	LG	TD	PD	FF	FR	YDS	TK	S	A	FF	FR	S	A
2014	Panthers	2	1	1	0	1	0	0	0.0	0.0	0	0	0	0	0	0	0	0	0	0	0	0	0	0	0	0
NFL TOTALS		**2**	**1**	**1**	**0**	**1**	**0**	**0**	**0.0**	**0.0**	**0**	**0**	**0**	**0**	**0**	**0**	**0**	**0**	**0**	**0**	**0**	**0**	**0**	**0**	**0**	**0**

SINGLE-GAME HIGHS: DEFENSIVE

Total Tackles	9 at Carolina Panthers, Nov 04, 2018
Sacks	1.0 vs. Cleveland Browns, Oct 21, 2018 ...1 more at 1.0.
Passes Defensed	1 at Dallas Cowboys, Dec 23, 2018 ...5 more at 1.
Forced Fumbles	1 at New York Giants, Nov 18, 2018 ...2 more at 1.
Tackles For Loss	2 vs. Washington, Nov 11, 2018
Interceptions	1 vs. New Orleans Saints, Dec 09, 2018
Interception Return Yards	7 vs. New Orleans Saints, Dec 09, 2018
Special Teams Tackles	2 vs. Baltimore Ravens, Dec 22, 2019 ...2 more at 2.
Special Teams Fumble Recoveries	1 at Miami Dolphins, Nov 19, 2017

SINGLE-GAME HIGHS - POSTSEASON: DEFENSIVE

Total Tackles	1 at Seattle Seahawks, Jan 10, 2015

2020 GAME-BY-GAME REGULAR SEASON STATISTICS (PANTHERS)

			TACKLES								INTERCEPTIONS					O. FUMB			ST					MISC			
DATE	OPPONENT	P/S	TK	S	A	SK	YDS	TFL	YDS	QBH	NO	YDS	LG	TD	PD	FF	FR	YDS	TK	S	A	FF	FR	S	A	W/L	SCORE
09/13	Raiders	P	0	0	0	0.0	0.0	0	0	0	0	0	0	0	0	0	0	0	1	0	1	0	0	0	0	L	30-34
09/20	at Buccaneers	P	2	1	1	0.0	0.0	0	0	0	0	0	0	0	0	0	0	0	0	0	0	0	0	0	0	L	17-31
09/27	at Chargers	P	0	0	0	0.0	0.0	0	0	0	0	0	0	0	0	0	0	0	0	0	0	0	0	0	0	W	21-16
10/04	Cardinals	P	1	1	0	0.0	0.0	0	0	0	0	0	0	0	0	0	0	0	0	0	0	0	0	0	0	W	31-21
10/11	at Falcons	P	1	0	1	0.0	0.0	0	0	0	0	0	0	0	0	0	0	0	1	0	1	0	0	0	0	W	23-16
10/18	Bears	P	1	0	1	0.0	0.0	0	0	0	0	0	0	0	0	0	0	0	0	0	0	0	0	0	0	L	16-23
2020 TOTALS		**6-0**	**5**	**2**	**3**	**0.0**	**0.0**	**0**	**0**	**0**	**0**	**0**	**0**	**0**	**0**	**0**	**0**	**0**	**2**	**0**	**2**	**0**	**0**	**0**	**0**	**3-3**	

SAM TECKLENBURG

6'4" // 310

BAYLOR

PLANO, TEXAS

71

C

EXPERIENCE (YEARS)		BIRTHDATE	ACQUIRED
NFL	***PANTHERS***	**1.31.97**	**FA-20**
R	**R**		

TRANSACTIONS

Signed as an undrafted free agent with Carolina (4/30/20)...Waived by Carolina (9/5/20)...Signed to Carolina practice squad (9/6/20)...Signed to Carolina's active roster from the practice squad (10/20/20).

COLLEGE & PERSONAL

Spent five years at Baylor where he became a key team leader and anchor of the offensive line...Finished his career with 39 consecutive starts...Started all 14 games for the Bears as a fifth-year senior in 2019...Earned Second-Team All-Big 12 honors...Named 2019 Preseason All-Big 12...Earned the team's Academic Award at the conclusion of spring ball 2019...Started all 13 games at center in 2018...Named 2018 Academic All-Big 12 second team...Named Third-Team Preseason All-Big 12 and to the preseason 2018 Rimington Trophy watch list...Started all 12 games in 2017, making two starts at left guard before switching to center for the final 10 games...Transitioned to offensive line after spending his first two seasons at tight end...Played in all 13 games and made two starts at tight end in 2016...Recorded three catches for 40 yards and a touchdown on the year...Redshirted as a true freshman in 2015. Attended Plano High School in Plano, Texas...Two-way athlete played tight end, offensive line and defensive tackle...Completed undergraduate degree in sociology in Dec. 2018.

SAM TECKLENBURG'S NFL REGULAR SEASON STATISTICS

DATE	TEAM	GP	GS
2020	Panthers	0	0
NFL TOTALS		**0**	**0**

2020 GAME-BY-GAME REGULAR SEASON STATISTICS (PANTHERS)

DATE	OPPONENT	P/S		W/L	SCORE
09/13	Raiders		PRACTICE SQUAD	L	30-34
09/20	at Buccaneers		PRACTICE SQUAD	L	17-31
09/27	at Chargers		PRACTICE SQUAD	W	21-16
10/04	Cardinals		PRACTICE SQUAD	W	31-21
10/11	at Falcons		PRACTICE SQUAD	W	23-16
10/18	Bears		PRACTICE SQUAD	L	16-23
2020 TOTALS		**0-0**		**3-3**	

IAN THOMAS

6'4" // 260

INDIANA

BALTIMORE, MD.

80

TE

EXPERIENCE (YEARS)		BIRTHDATE	ACQUIRED
NFL	PANTHERS		
3	3	6.6.96	D4A-18

FRANCHISE RANKINGS

- His 333 receiving yards in 2018 were the most by a rookie tight end in franchise history.

PRO CAREER

- Saw action in all 16 games with three starts for the Panthers in 2019...Posted 16 catches for 139 yards and one touchdown.
- Played in all 16 games with six starts for Carolina in 2018...Tallied 36 receptions for 333 yards and two touchdowns.
- Totaled the most receiving yards by a rookie tight end in Panthers history.

TRANSACTIONS

Drafted by the Carolina Panthers in the fourth round of the 2018 Draft (101st overall).

COLLEGE & PERSONAL

Played two seasons for Indiana after transferring from Nassau Community College (Garden City, N.Y.)…In 2017, was All-Big Ten Honorable Mention…Finished second among Big Ten tight ends with 15.0 yards per reception (4th nationally)…tied for third among tight ends in the conference with five receiving touchdowns (T-12th nationally)…Averaged 37.6 receiving yards per game…His touchdowns and yardage rank seventh all-time on Indiana's single-season tight ends list. Went to Digital Harbor High School in Baltimore, Md…Also played basketball and ran track.

REGULAR SEASON COMPARISON: RECEIVING - NEW ORLEANS SAINTS

DATE	OPP	W/L	GP/GS	REC	YDS.	AVG.	TD	LG	TGTS	YAC
12/17/18	CAR vs. NO	L	S	2	14	7.0	0	8	4	11
12/30/18	CAR @ NO	W	S	5	61	12.2	1	31	7	39
11/24/19	CAR @ NO	L	P	1	4	4.0	0	4	2	1
12/29/19	CAR vs. NO	L	P	1	12	12.0	0	12	5	10
TOTALS		**1/3**	**4/2**	**9**	**91**	**10.1**	**1**	**31**	**18**	**61**

IAN THOMAS' NFL REGULAR SEASON RUSHING/RECEIVING STATISTICS

				RECEIVING					RUSHING				
DATE	TEAM	GP	GS	NO.	YDS.	AVG.	LG	TD	NO.	YDS.	AVG.	LG	TD
2018	Panthers	16	6	36	333	9.3	31	2	0	0	0.0	0	0
2019	Panthers	16	3	16	136	8.5	19	1	0	0	0.0	0	0
2020	Panthers	6	4	6	39	6.5	11	1	0	0	0.0	0	0
NFL TOTALS		**38**	**13**	**58**	**508**	**8.8**	**31**	**4**	**0**	**0**	**0.0**	**0**	**0**

SINGLE-GAME HIGHS: RUSHING/RECEIVING

Receptions	9 at Cleveland Browns, Dec 09, 2018
Receiving Yards	77 at Cleveland Browns, Dec 09, 2018
Longest Receptions	31 at New Orleans Saints, Dec 30, 2018
Receiving TDs	1 vs. Arizona Cardinals, Oct 04, 2020 ...3 more at 1.
All-purpose yards	77 at Cleveland Browns, Dec 09, 2018
Special Teams Tackles	1 vs. Dallas Cowboys, Sep 09, 2018
Most TDs	1 vs. Arizona Cardinals, Oct 04, 2020 ...3 more at 1.

2020 GAME-BY-GAME REGULAR SEASON STATISTICS (PANTHERS)

			RECEIVING					RUSHING						
DATE	OPPONENT	P/S	NO.	YDS.	AVG.	LG	TD	NO.	YDS.	AVG.	LG	TD	W/L	SCORE
09/13	Raiders	P	2	16	8.0	11	0	0	0	0.0	0	0	L	30-34
09/20	at Buccaneers	S	0	0	0.0	0	0	0	0	0.0	0	0	L	17-31
09/27	at Chargers	S	1	9	9.0	9	0	0	0	0.0	0	0	W	21-16
10/04	Cardinals	S	2	5	2.5	3	1	0	0	0.0	0	0	W	31-21
10/11	at Falcons	S	0	0	0.0	0	0	0	0	0.0	0	0	W	23-16
10/18	Bears	P	1	9	9.0	9	0	0	0	0.0	0	0	L	16-23
2020 TOTALS		**6-4**	**6**	**39**	**6.5**	**11**	**1**	**0**	**0**	**0.0**	**0**	**0**	**3-3**	



STANTLEY THOMAS-OLIVER

6'0" // 190

FLORIDA INTERNATIONAL
PUNTA GORDA, FLA.

23
CB

EXPERIENCE (YEARS)		BIRTHDATE	ACQUIRED
NFL	PANTHERS	6.4.98	D7-20
R	R		

TRANSACTIONS

Selected in the seventh round (221st overall) of the NFL Draft by Carolina (4/25/20).

COLLEGE & PERSONAL

Spent four years at Florida International University, playing as a wide receiver during his first two seasons before transitioning to cornerback...Totaled 94 career tackles, two interceptions, seven tackles for loss and 2.0 sacks...Started all 13 games at cornerback…Earned 54 tackles on the year, ranking sixth on the team...Broke up eight passes on the year, which ranked first on the team...2019 All-Conference USA Second Team for Defense...As a junior in 2018, appeared in 13 games at cornerback with 11-straight starts to end the season...Logged one interception and a team-high 10 pass breakups, also recording a total of 40 total tackles...2018 All-Conference USA Honorable Mention as Cornerback...Appeared in six games for the Panthers as a wide receiver in 2017... Earned one catch for four yards...In 2016 named to the Conference USA All-Freshman Team…Started in all 12 games for the Panthers…Grabbed 35 passes for 485 yards and one touchdown...Attended Charlotte High School in Punta Gorda, Florida...Had 59 catches for 1,105 yards and eight touchdowns as a senior...Spent junior and sophomore seasons at North Port High School...Played on the basketball team that reached the final four and ran the 100- and 200-meter races for the track and field team as a junior.

COLLEGE DEFENSIVE STATISTICS

			TACKLES					INTERCEPTIONS				FUMBLES		
DATE	TEAM	GP	TK	S	A	SK	NO	YDS	LG	TD	PD	FF	FR	YDS
2017	Florida International	1	0	0	0	0	0	0	-	0	0	0	0	0
2018	Florida International	13	40	23	17	0	1	0	0	0	10	0	0	0
2019	Florida International	13	54	42	12	2	2	23	23	0	8	1	0	0
COLLEGE TOTALS		**27**	**94**	**65**	**29**	**2**	**3**	**23**	**23**	**0**	**18**	**1**	**0**	**0**

[end]

STANTLEY THOMAS-OLIVER'S NFL REGULAR SEASON DEFENSIVE STATISTICS

				TACKLES								INTERCEPTIONS					O. FUMB				ST				MISC	
DATE	TEAM	GP	GS	TK	S	A	TFL	YDS	SK	YDS	QBH	NO	YDS	LG	TD	PD	FF	FR	YDS	TK	S	A	FF	FR	S	A
2020	Panthers	2	0	0	0	0	0	0	0.0	0.0	0	0	0	0	0	0	0	0	0	0	0	0	0	0	0	0
NFL TOTALS		**2**	**0**	**0**	**0**	**0**	**0**	**0**	**0.0**	**0.0**	**0**	**0**	**0**	**0**	**0**	**0**	**0**	**0**	**0**	**0**	**0**	**0**	**0**	**0**	**0**	**0**

2020 GAME-BY-GAME REGULAR SEASON STATISTICS (PANTHERS)

			TACKLES								INTERCEPTIONS					O. FUMB				ST				MISC			
DATE	OPPONENT	P/S	TK	S	A	SK	YDS	TFL	YDS	QBH	NO	YDS	LG	TD	PD	FF	FR	YDS	TK	S	A	FF	FR	S	A	W/L	SCORE
09/13	Raiders		GAME INACTIVE																							L	30-34
09/20	at Buccaneers		GAME INACTIVE																							L	17-31
09/27	at Chargers	P	0	0	0	0.0	0.0	0	0	0	0	0	0	0	0	0	0	0	0	0	0	0	0	0	0	W	21-16
10/04	Cardinals		GAME INACTIVE																							W	31-21
10/11	at Falcons		INACTIVE																							W	23-16
10/18	Bears	P	0	0	0	0.0	0.0	0	0	0	0	0	0	0	0	0	0	0	0	0	0	0	0	0	0	L	16-23
2020 TOTALS		**2-0**	**0**	**0**	**0**	**0.0**	**0.0**	**0**	**0**	**0**	**0**	**0**	**0**	**0**	**0**	**0**	**0**	**0**	**0**	**0**	**0**	**0**	**0**	**0**	**0**	**3-3**	

COLIN THOMPSON

6'4" // 255

TEMPLE

DOYLESTOWN, PA.

86

TE

EXPERIENCE (YEARS)		BIRTHDATE	ACQUIRED
NFL	PANTHERS		
1	1	12.15.93	FA-20

PRO CAREER

- Spent the 2020 spring with the XFL's Tampa Bay Vipers...Recorded one catch for 13 yards before the league shut down following Week 5.
- Spent the 2018 preseason with the Bears before being waived.
- Signed by the Giants as an undrafted free agent in 2017, but was waived during preseason camp...Signed to the Bears practice squad later that year.

TRANSACTIONS

Signed as undrafted free agent with the New York Giants (5/12/17)...Waived by the Giants (8/14/17)...Signed with Chicago practice squad (11/7/17)...Terminated from Chicago practice squad (12/2/17)...Signed to Chicago practice squad (12/6/17)...Signed a reserve future contract with Chicago (1/1/18)...Waived by Chicago (9/1/18)...Signed with the Panthers as a free agent (4/27/20).

COLLEGE & PERSONAL

Spent his first two seasons at Florida before transferring to Temple to finish out his final three years...Totaled 19 receptions for 208 yards and a touchdown in three years at Temple...Earned All-AAC honorable mention as a senior in 2016...Recorded three catches for 43 yards and one touchdown on the year...Started 10 of 14 games at tight end as a redshirt junior in 2015...A steady blocker all season, he became more of a weapon in the passing game as the season progressed...Made Temple debut in 2014...Played in three games at Florida in 2013 before being sidelined by an injury...Redshirted in 2012. Attended Archbishop Wood High School in Philadelphia, Pennsylvania...Rated as the #2 tight end in the nation by ESPN.com and Scout.com...Earned degree in communication studies.

2020 GAME-BY-GAME REGULAR SEASON STATISTICS (PANTHERS)

			RECEIVING					RUSHING						
DATE	OPPONENT	P/S	NO.	YDS.	AVG.	LG	TD	NO.	YDS.	AVG.	LG	TD	W/L	SCORE
09/13	Raiders		GAME INACTIVE										L	30-34
09/20	at Buccaneers	P	0	0	0.0	0	0	0	0	0.0	0	0	L	17-31
09/27	at Chargers	P	0	0	0.0	0	0	0	0	0.0	0	0	W	21-16
10/04	Cardinals	P	0	0	0.0	0	0	0	0	0.0	0	0	W	31-21
10/11	at Falcons	P	0	0	0.0	0	0	0	0	0.0	0	0	W	23-16
10/18	Bears	P	0	0	0.0	0	0	0	0	0.0	0	0	L	16-23
2020 TOTALS		**5-0**	**0**	**0**	**0.0**	**0**	**0**	**0**	**0**	**0.0**	**0**	**0**	**3-3**	

SHAQ THOMPSON

6'0" // 230

WASHINGTON
SACRAMENTO, CALIF.

54
LB

EXPERIENCE (YEARS)		BIRTHDATE	ACQUIRED
NFL	PANTHERS		
6	6	4.21.94	D1-15

PRO CAREER

- Started 14 games for Carolina in 2019, tallying a career-best 109 tackles, three sacks and 11 tackles for loss.
- Played in 14 games with 11 starts for Carolina in 2018...Tallied 79 tackles, three sacks, nine quarterback pressures, one forced fumble and one pass defensed.
- Recorded a career-high 13 tackles against Baltimore in Week 8 (10/28/18).
- Played in 14 games with a career-high 14 starts in 2017...Tallied 75 total tackles, six quarterback pressures, and two sacks.
- Played in 14 games with 12 starts in 2016...Recorded 70 tackles, four quarterback pressures, one interception and two fumble recoveries, including one returned for a touchdown.
- Scored first-career touchdown vs. San Francisco (9/18/16), returning a Carlos Hyde fumble nine yards to the end zone.
- Played in 14 games with 10 starts for Carolina as a rookie in 2015...Started all three postseason contests, including Super Bowl 50 vs. Denver (2/7/16)...Posted 61 tackles, one sack, two quarterback pressures and four passes defensed in rookie season.

TRANSACTIONS

Selected in the first round (25th overall) of the NFL Draft by Carolina (4/30/15)...Placed on injured reserve (shoulder) (12/20/18).

COLLEGE & PERSONAL

Three-year starter and three-time All-Pac 12 honoree at Washington...Entered NFL following junior season...Played in 40 games with 38 starts...Produced 233 tackles, 15 tackles for loss, 3.5 sacks, three forced fumbles, five fumble recoveries, five interceptions and 16 passes defensed...Earned the Paul Hornung Award in 2014, given to the nation's most versatile player...First-team All-Pac 12 selection at both linebacker and all-purpose/special teams...Made 10 starts at linebacker and three at running back...Scored six touchdowns – four on defense and two on offense...Became the first player in school history to have two defensive touchdowns in the same game when he scored on a 36-yard interception return and 52-yard fumble return versus Illinois...Attended Grant Union HS in Sacramento, Calif....Majored in American ethics at Washington...Drafted by the Boston Red Sox in the 18th round of the 2012 MLB Draft and played one season of rookie-level ball in the Gulf Coast League.

REGULAR SEASON COMPARISON: DEFENSIVE - NEW ORLEANS SAINTS

										TACKLES				MISC	
DATE	OPP	W/L	GP/GS	TOT	SOLO	ASST	SACK	YDS.	INT	TFL	PD	QBH	TD	FF	FR
9/27/15	CAR vs. NO	W	S	7	3	4	1.0	0	0	0	0	1	0	0	0
12/6/15	CAR @ NO	W	P	2	2	0	0.0	0	0	0	0	0	0	0	0
10/16/16	CAR @ NO	L	S	8	6	2	0.0	0	0	0	1	0	0	0	0
11/17/16	CAR vs. NO	W	S	3	1	2	0.0	0	0	0	0	0	0	0	0
9/24/17	CAR vs. NO	L	S	7	5	2	0.0	0	0	0	0	0	0	0	0
12/3/17	CAR @ NO	L	S	4	2	2	0.0	0	0	1	0	0	0	0	0
12/17/18	CAR vs. NO	L	S	7	2	5	0.5	4	0	0	0	1	0	0	0
11/24/19	CAR @ NO	L	S	7	5	2	0.0	0	0	0	0	0	0	0	0
TOTALS		**3/5**	**8/7**	**45**	**26**	**19**	**1.5**	**4**	**0**	**1**	**1**	**2**	**0**	**0**	**0**

POSTSEASON COMPARISON: DEFENSIVE - NEW ORLEANS SAINTS

										TACKLES				MISC	
DATE	OPP	W/L	GP/GS	TOT	SOLO	ASST	SACK	YDS.	INT	TFL	PD	QBH	TD	FF	FR
1/7/18	CAR @ NO	L	S	8	6	2	0.0	0	0	0	0	0	0	0	0
TOTALS		**0/1**	**1/1**	**8**	**6**	**2**	**0.0**	**0**	**0**	**0**	**0**	**0**	**0**	**0**	**0**

SHAQ THOMPSON'S NFL REGULAR SEASON DEFENSIVE STATISTICS

				TACKLES								INTERCEPTIONS					O. FUMB			ST				
DATE	TEAM	GP	GS	TK	S	A	TFL	YDS	SK	YDS	QBH	NO	YDS	LG	TD	PD	FF	FR	YDS	TK	S	A	FF	FR
2015	Panthers	14	10	48	30	18	3	5	1.0	0.0	2	0	0	0	0	2	0	0	0	2	2	0	0	0
2016	Panthers	14	12	55	39	16	4	12	0.0	0.0	2	1	12	12	0	5	0	2	9	1	0	1	0	0
2017	Panthers	14	14	57	37	20	6	31	2.0	15.0	6	0	0	0	0	1	0	0	0	4	4	0	1	0
2018	Panthers	14	11	76	47	29	4	21	3.5	23.0	6	0	0	0	0	1	1	0	0	4	4	0	0	0
2019	Panthers	14	14	109	75	34	11	38	3.0	18.0	4	0	0	0	0	3	0	0	0	0	0	0	0	0
2020	Panthers	6	6	49	24	25	2	8	0.0	0.0	0	0	0	0	0	2	1	1	0	0	0	0	0	0
NFL TOTALS		**76**	**67**	**394**	**252**	**142**	**30**	**115**	**9.5**	**56.0**	**20**	**1**	**12**	**12**	**0**	**14**	**2**	**3**	**9**	**11**	**10**	**1**	**1**	**0**

SHAQ THOMPSON'S NFL POSTSEASON DEFENSIVE STATISTICS

				TACKLES								INTERCEPTIONS					O. FUMB			ST				
DATE	TEAM	GP	GS	TK	S	A	TFL	YDS	SK	YDS	QBH	NO	YDS	LG	TD	PD	FF	FR	YDS	TK	S	A	FF	FR
2015	Panthers	3	3	11	7	4	1	3	0.0	0.0	0	0	0	0	0	0	0	0	0	0	0	0	0	0
2017	Panthers	1	1	8	6	2	0	0	0.0	0.0	0	0	0	0	0	0	0	0	0	0	0	0	0	0
NFL TOTALS		**4**	**4**	**19**	**13**	**6**	**1**	**3**	**0.0**	**0.0**	**0**	**0**	**0**	**0**	**0**	**0**	**0**	**0**	**0**	**0**	**0**	**0**	**0**	**0**

SINGLE-GAME HIGHS: DEFENSIVE

Total Tackles 13 at Los Angeles Chargers, Sep 27, 2020
...1 more at 13.

Sacks 1.0 vs. Tennessee Titans, Nov 03, 2019
...8 more at 1.0.

Passes Defensed 2 at Los Angeles Chargers, Sep 27, 2020

Forced Fumbles 1 at Los Angeles Chargers, Sep 27, 2020
...1 more at 1.

Fumble Recoveries 1 at Los Angeles Chargers, Sep 27, 2020
...2 more at 1.

Tackles For Loss 3 vs. Tennessee Titans, Nov 03, 2019

Interceptions 1 vs. San Diego Chargers, Dec 11, 2016

Interception Return Yards 12 vs. San Diego Chargers, Dec 11, 2016

Special Teams Tackles 2 at New York Jets, Nov 26, 2017

Special Teams Forced Fumbles 1 vs. Atlanta Falcons, Nov 05, 2017

SINGLE-GAME HIGHS - POSTSEASON: DEFENSIVE

Total Tackles 8 at New Orleans Saints, Jan 07, 2018

Tackles For Loss 1 at Denver Broncos, Feb 07, 2016

2020 GAME-BY-GAME REGULAR SEASON STATISTICS (PANTHERS)

			TACKLES								INTERCEPTIONS					O. FUMB			ST				MISC			
DATE	OPPONENT	P/S	TK	S	A	SK	YDS	TFL	YDS	QBH	NO	YDS	LG	TD	PD	FF	FR	YDS	TK	S	A	FF	FR	S	A	W/L	SCORE
09/13	Raiders	S	12	5	7	0.0	0.0	0	0	0	0	0	0	0	0	0	0	0	0	0	0	0	0	0	0	L	30-34
09/20	at Buccaneers	S	3	1	2	0.0	0.0	0	0	0	0	0	0	0	0	0	0	0	0	0	0	0	0	0	0	L	17-31
09/27	at Chargers	S	13	8	5	0.0	0.0	0	0	0	0	0	0	0	2	1	1	0	0	0	0	0	0	0	0	W	21-16
10/04	Cardinals	S	5	3	2	0.0	0.0	2	8	0	0	0	0	0	0	0	0	0	0	0	0	0	0	0	0	W	31-21
10/11	at Falcons	S	10	3	7	0.0	0.0	0	0	0	0	0	0	0	0	0	0	0	0	0	0	0	0	0	0	W	23-16
10/18	Bears	S	6	4	2	0.0	0.0	0	0	0	0	0	0	0	0	0	0	0	0	0	0	0	0	0	0	L	16-23
2020 TOTALS		**6-6**	**49**	**24**	**25**	**0.0**	**0.0**	**2**	**8**	**0**	**0**	**0**	**0**	**0**	**2**	**1**	**1**	**0**	**0**	**0**	**0**	**0**	**0**	**0**	**3-3**	



PJ WALKER

5'11" // 212

TEMPLE

ELIZABETH, N.J.

6

QB

EXPERIENCE (YEARS)		BIRTHDATE	ACQUIRED
NFL	PANTHERS		
1	1	2.26.95	FA-20

PRO CAREER

- Started all five games for the XFL's Houston Roughnecks before the season was suspended...Led the league in passing touchdowns (15) and passing yards (1,338)...Helped Houston achieve a league-best 5-0 record...Earned the XFL's first-ever Star of the Week award after a Week 1 performance that saw him toss four touchdown passes and lead the Roughnecks to a 37-17 victory.
- Played with the Colts throughout the preseason in 2018...Was waived during final cuts...Spent the regular season on and off Indianapolis' practice squad.
- Signed with the Colts as an undrafted free agent out of Temple...Saw significant action during the preseason...Spent the entire regular season on the Colts practice squad.

TRANSACTIONS

Signed by the Colts as an undrafted free agent on 5/4/17...Signed a reserve/future contract with the Colts on 1/1/18...Waived during final cuts on 9/1/18...Signed to Indianapolis' practice squad on 9/2/18 and spent the season on and off the roster...Signed reserve future contract with Colts (1/14/19)...Waived by Colts (8/31/19)...Signed as a free agent with Carolina (3/25/20).

COLLEGE & PERSONAL

Four-year letter winner at Temple University under head coach Matt Rhule...Holds Temple's all-time records in nearly every passing category, including yards (10,668), touchdowns (74) and completions (830)...Led Temple to back-to-back 10-win seasons in 2015 and 2016 and back-to-back bowl appearances for the first time ever...Was awarded a single-digit jersey number during training camp as a senior, a tradition rewarding the toughest players on the team as voted on by the players...Took over as the starter midway through his freshman season...Earned an adult and organizational development degree...Attended Elizabeth High School in Elizabeth, New Jersey...2012 Newark-Star Ledger State Offensive Player of the Year...Helped team to the 2012 state title.

2020 GAME-BY-GAME REGULAR SEASON STATISTICS (PANTHERS)

			PASSING											RUSHING					
DATE	OPPONENT	P/S	ATT	CMP	YDS	PCT	Y/A	Y/C	TD	INT	LG	SK/YD	RATE	ATT	YDS	LG	TD	W/L	SCORE
09/13	Raiders		GAME INACTIVE															L	30-34
09/20	at Buccaneers		DID NOT PLAY (NON-INJURY)															L	17-31
09/27	at Chargers		GAME INACTIVE															W	21-16
10/04	Cardinals		GAME INACTIVE															W	31-21
10/11	at Falcons		INACTIVE															W	23-16
10/18	Bears		DID NOT PLAY (NON-INJURY)															L	16-23
2020 TOTALS		**0-0**	**0**	**0**	**0**	**0.0**	**0.0**	**0.0**	**0**	**0**	**0**	**0/0**	**0.0**	**0**	**0**	**0**	**0**	**3-3**	



STEPHEN WEATHERLY

6'5" // 265

VANDERBILT

SNELLVILLE, GA.

91

DE

EXPERIENCE (YEARS)		BIRTHDATE	ACQUIRED
NFL	PANTHERS		
5	1	3.19.94	FA-20

PRO CAREER

- Spent the last four seasons with the Minnesota Vikings, playing in 49 games with seven starts.
- Appeared in 16 games for the Vikings in 2019 with one start...Recorded 24 tackles and tied a career-high 3.0 sacks on the year...Had one forced fumble and a career-high nine quarterback hits.
- Appeared in 16 games in 2018 including a career-high six starts...Totaled a career-high 34 tackles, 3.0 sacks and six TFLs...Became a valuable member of the defensive line rotation...Tallied his first career PBU at New York Jets (10/21)...Came up with his first career forced fumble in the second quarter at Philadelphia (10/7), which DT Linval Joseph returned 64 yards for a TD...Made his first career start vs. Buffalo (9/23), registering a career-high eight solo tackles, two QBH and his first career sack.
- Saw action in 15 games during 2017, contributing on defense and special teams...Totaled four tackles on the year...Saw extended action on defense for the first time in his career at Washington (11/12), recording a career-high three solo tackles and a TFL.
- Appeared in two games with the Vikings in 2016...Made his NFL debut while contributing on special teams at Jacksonville (12/11)...Registered a special teams tackle, the first of his career, vs. Chicago (1/1)...Elevated to the active roster on 11/20...Joined the Vikings practice squad on 9/4/16 after being released during final cuts.

TRANSACTIONS

Selected in the 7th round (227th overall) of the NFL Draft by the Minnesota Vikings (4/30/16)...Cut prior to the regular season...Signed to the Vikings practice squad (9/4/16)...Signed to the Vikings active roster (11/21/16)...Signed with the Panthers as an unrestricted free agent (3/23/20).

COLLEGE & PERSONAL

Started 21 of the 36 career games he played at Vanderbilt...Ended collegiate career with streak of 17 straight starts...Had career-best 4.5 sacks and 12.5 tackles for loss in 2014 as a redshirt sophomore...Started 9 games at OLB as team moved to 3-4 defensive scheme...Set school record with 5 tackles for loss vs. Tennessee...Notched career-best with 12 tackles vs. Mississippi State...Saw action in 12 of possible 13 games as a redshirt freshman in 2013...Helped squad post 9-4 mark and advance to the Compass Bowl where the Commodores topped Houston 41-24...Redshirted in 2012...Attended Shiloh High School (GA) after spending freshman-junior seasons at North Atlanta.

REGULAR SEASON COMPARISON: DEFENSIVE - NEW ORLEANS SAINTS

										TACKLES			MISC		
DATE	OPP	W/L	GP/GS	TOT	SOLO	ASST	SACK	YDS.	INT	TFL	PD	QBH	TD	FF	FR
10/28/18	MIN vs. NO	L	S	3	2	1	0.0	0	0	0	0	0	0	0	0
TOTALS		**0/1**	**1/1**	**3**	**2**	**1**	**0.0**	**0**	**0**	**0**	**0**	**0**	**0**	**0**	**0**

POSTSEASON COMPARISON: DEFENSIVE - NEW ORLEANS SAINTS

										TACKLES			MISC		
DATE	OPP	W/L	GP/GS	TOT	SOLO	ASST	SACK	YDS.	INT	TFL	PD	QBH	TD	FF	FR
1/5/20	MIN @ NO	W	P	2	2	0	0.0	0	0	0	0	0	0	0	0
TOTALS		**1/0**	**1/0**	**2**	**2**	**0**	**0.0**	**0**	**0**	**0**	**0**	**0**	**0**	**0**	**0**

STEPHEN WEATHERLY'S NFL REGULAR SEASON DEFENSIVE STATISTICS

				TACKLES								INTERCEPTIONS					O. FUMB			ST				
DATE	TEAM	GP	GS	TK	S	A	TFL	YDS	SK	YDS	QBH	NO	YDS	LG	TD	PD	FF	FR	YDS	TK	S	A	FF	FR
2016	Vikings	2	0	0	0	0	0	0	0.0	0.0	0	0	0	0	0	0	0	0	0	1	1	0	0	0
2017	Vikings	15	0	4	4	0	2	5	0.0	0.0	0	0	0	0	0	0	0	0	0	3	3	0	0	0
2018	Vikings	16	6	34	22	12	6	28	3.0	19.0	8	0	0	0	0	1	1	0	0	1	1	0	0	0
2019	Vikings	16	1	24	14	10	5	21	3.0	26.0	9	0	0	0	0	0	1	0	0	0	0	0	0	0
2020	Panthers	6	6	11	4	7	0	0	0.0	0.0	1	0	0	0	0	0	0	0	0	0	0	0	0	0
NFL TOTALS		**55**	**13**	**73**	**44**	**29**	**13**	**54**	**6.0**	**45.0**	**18**	**0**	**0**	**0**	**0**	**1**	**2**	**0**	**0**	**5**	**5**	**0**	**0**	**0**

STEPHEN WEATHERLY'S NFL POSTSEASON DEFENSIVE STATISTICS

				TACKLES								INTERCEPTIONS					O. FUMB			ST				
DATE	TEAM	GP	GS	TK	S	A	TFL	YDS	SK	YDS	QBH	NO	YDS	LG	TD	PD	FF	FR	YDS	TK	S	A	FF	FR
2017	Vikings	2	0	0	0	0	0	0	0.0	0.0	0	0	0	0	0	0	0	0	0	0	0	0	0	0
2019	Vikings	2	0	3	3	0	0	0	1.0	0.0	0	0	0	0	0	0	0	0	0	1	1	0	0	0
NFL TOTALS		**4**	**0**	**3**	**3**	**0**	**0**	**0**	**1.0**	**0.0**	**0**	**0**	**0**	**0**	**0**	**0**	**0**	**0**	**0**	**1**	**1**	**0**	**0**	**0**

SINGLE-GAME HIGHS: DEFENSIVE

Total Tackles 7 vs. Chicago Bears, Dec 29, 2019
...1 more at 7.

Sacks 1.0 vs. Chicago Bears, Dec 29, 2019
...5 more at 1.0.

Passes Defensed 1 at New York Jets, Oct 21, 2018

Forced Fumbles 1 at Kansas City Chiefs, Nov 03, 2019
...1 more at 1.

Tackles For Loss 2 vs. Detroit Lions, Nov 04, 2018

Special Teams Tackles 2 at Green Bay Packers, Dec 23, 2017

SINGLE-GAME HIGHS - POSTSEASON: DEFENSIVE

Total Tackles 2 at New Orleans Saints, Jan 05, 2020
1 at San Francisco 49ers, Jan 11, 2020

Sacks 1.0 at San Francisco 49ers, Jan 11, 2020

Special Teams Tackles 1 at San Francisco 49ers, Jan 11, 2020

2020 GAME-BY-GAME REGULAR SEASON STATISTICS (PANTHERS)

						TACKLES						INTERCEPTIONS					O. FUMB			ST				MISC			
DATE	OPPONENT	P/S	TK	S	A	SK	YDS	TFL	YDS	QBH	NO	YDS	LG	TD	PD	FF	FR	YDS	TK	S	A	FF	FR	S	A	W/L	SCORE
09/13	Raiders	S	3	0	3	0.0	0.0	0	0	0	0	0	0	0	0	0	0	0	0	0	0	0	0	0	0	L	30-34
09/20	at Buccaneers	S	2	2	0	0.0	0.0	0	0	0	0	0	0	0	0	0	0	0	0	0	0	0	0	0	0	L	17-31
09/27	at Chargers	S	1	0	1	0.0	0.0	0	0	1	0	0	0	0	0	0	0	0	0	0	0	0	0	0	0	W	21-16
10/04	Cardinals	S	0	0	0	0.0	0.0	0	0	0	0	0	0	0	0	0	0	0	0	0	0	0	0	0	0	W	31-21
10/11	at Falcons	S	3	1	2	0.0	0.0	0	0	0	0	0	0	0	0	0	0	0	0	0	0	0	0	0	0	W	23-16
10/18	Bears	S	2	1	1	0.0	0.0	0	0	0	0	0	0	0	0	0	0	0	0	0	0	0	0	0	0	L	16-23
2020 TOTALS		**6-6**	**11**	**4**	**7**	**0.0**	**0.0**	**0**	**0**	**1**	**0**	**0**	**0**	**0**	**0**	**0**	**0**	**0**	**0**	**0**	**0**	**0**	**0**	**0**	**0**	**3-3**	



TAHIR WHITEHEAD

6'1" // 240

TEMPLE
NEWARK, NJ

52
LB

EXPERIENCE (YEARS)		BIRTHDATE	ACQUIRED
NFL	PANTHERS		
9	1	4.2.90	FA-20

PRO CAREER

- Started all 16 games for the Raiders in 2019...Finished the year with a team-high 108 tackles...Fourth consecutive season crossing the 100-tackle mark...Also added one pass defensed, one quarterback hit and six tackles for loss.
- Started all 16 contests in his first year with the Raiders in 2018...His 126 tackles led the team and ranked ninth in the NFL...Totaled 100-plus tackles for the third consecutive season...Added his fifth career interception, five passes defensed and one forced fumble.
- Started all 16 games for the first time in his career during the 2017 season with Detroit...Led the team with 110 stops and added one sack, one interception, two passes defensed and four fumble recoveries...With his second consecutive campaign of at least 100 tackles, became just the eighth Lions defender since 1995 to record 100-plus tackles in multiple seasons...Became the first Lions player since 1995 to record four fumble recoveries in a single season.
- Started all 15 games played in 2016 with Detroit...Tallied a team-best and career-high 132 tackles on the season...Became the seventh Lions defender (11th occurrence overall) to record 130-plus tackles in a single season...His 132 stops ranked ninth-most in the NFL...Added five passes defensed and three tackles for loss.
- Played in all 16 games with the Lions in 2015, including eight starts...Posted 47 tackles, a career-high two sacks, one interception, six passes defensed and one fumble recovery.
- Saw action in all 16 games with Detroit in 2014, making 15 starts at linebacker...Earned his first significant playing time on defense...Finished second on the team in tackles and recorded his first two INTs...Posted 77 tackles, two interceptions and five passes defensed...Made his first career start vs the Giants on 9/8/14.
- Played in all 16 contests for the first time in his career in 2013 with the Lions...Was a large contributor on the special teams unit...Finished tied for third on the unit with nine special teams tackles and added one forced fumble.
- Appeared in 14 contests during his rookie campaign with Detroit in 2012...Saw action primarily on special teams...Finished tied for third on the team with 10 tackles on the special teams unit and also recorded one forced fumble...Appeared in his first career game on 9/16 at San Francisco, where he recorded one special teams tackle and one forced fumble that led to a Lions field goal.

TRANSACTIONS

Selected by Detroit Lions in the fifth round (138th overall) of the NFL Draft on 4/28/12...Re-signed by Lions as an unrestricted free agent on 3/11/16...Signed by the Oakland Raiders as an unrestricted free agent on 3/16/18...Signed by the Carolina Panthers as a free agent (3/23/20).

COLLEGE & PERSONAL

Played in 50 games at Temple over four seasons (2008-11), making 20 starts for the school on defense...Totaled 163 tackles, seven sacks, one interception, five passes defensed, seven forced fumbles and three fumble recoveries...Started 12-of-13 games in 2011 as a senior...Was named to the Butkus Award Watch List and received the Mark Bresani Award for spirit and enthusiasm...Also named second-team All-MAC by Phil Steele after leading the Owls with four forced fumbles, three fumble recoveries and tying for the team lead with 13.5 tackles for loss...Named the Defensive Most Valuable Player of the 2011 Gildan New Mexico Bowl...In 2010, played in all 12 games and made eight starts at outside linebacker after switching from defensive back...Ranked sixth on the team with 56 stops, including two sacks, while also adding one INT, two passes defensed and two forced fumbles...Majored in criminal justice...Attended West Side High School in Newark, N.J.

REGULAR SEASON COMPARISON: DEFENSIVE - NEW ORLEANS SAINTS

										TACKLES			MISC		
DATE	OPP	W/L	GP/GS	TOT	SOLO	ASST	SACK	YDS.	INT	TFL	PD	QBH	TD	FF	FR
10/19/14	DET vs. NO	W	S	5	4	1	0.0	0	0	0	1	0	0	0	0
12/21/15	DET @ NO	W	S	7	4	3	0.0	0	0	0	1	0	0	0	0
10/15/17	DET @ NO	L	S	6	4	2	0.0	0	0	0	0	0	0	0	0
TOTALS		**2/1**	**3/3**	**18**	**12**	**6**	**0.0**	**0**	**0**	**0**	**2**	**0**	**0**	**0**	**0**

TAHIR WHITEHEAD'S NFL REGULAR SEASON DEFENSIVE STATISTICS

				TACKLES								INTERCEPTIONS					O. FUMB			ST				
DATE	TEAM	GP	GS	TK	S	A	TFL	YDS	SK	YDS	QBH	NO	YDS	LG	TD	PD	FF	FR	YDS	TK	S	A	FF	FR
2012	Lions	14	0	0	0	0	0	0	0.0	0.0	0	0	0	0	0	0	0	0	0	11	8	3	1	0
2013	Lions	16	0	0	0	0	0	0	0.0	0.0	0	0	0	0	0	0	0	0	0	9	7	2	1	0
2014	Lions	16	15	77	55	22	4	6	0.0	0.0	2	2	2	2	0	5	0	0	0	9	8	1	0	0
2015	Lions	16	8	47	36	11	7	26	2.0	10.0	4	1	26	26	0	6	0	1	0	4	4	0	0	0
2016	Lions	15	15	132	99	33	3	5	0.0	0.0	0	0	0	0	0	5	0	0	0	0	0	0	0	0
2017	Lions	16	16	110	78	32	9	20	1.0	2.0	4	1	18	18	0	2	0	4	9	0	0	0	0	0
2018	Raiders	16	16	126	89	37	9	18	0.0	0.0	1	1	0	0	0	5	1	0	0	0	0	0	0	0
2019	Raiders	16	16	108	79	29	6	11	0.0	0.0	1	0	0	0	0	1	0	0	0	0	0	0	0	0
2020	Panthers	6	6	32	16	16	0	0	0.0	0.0	1	0	0	0	0	0	0	1	20	0	0	0	0	0
NFL TOTALS		**131**	**92**	**632**	**452**	**180**	**38**	**86**	**3.0**	**12.0**	**13**	**5**	**46**	**26**	**0**	**24**	**1**	**6**	**29**	**33**	**27**	**6**	**2**	**0**

TAHIR WHITEHEAD'S NFL POSTSEASON DEFENSIVE STATISTICS

				TACKLES								INTERCEPTIONS					O. FUMB			ST				
DATE	TEAM	GP	GS	TK	S	A	TFL	YDS	SK	YDS	QBH	NO	YDS	LG	TD	PD	FF	FR	YDS	TK	S	A	FF	FR
2014	Lions	1	1	6	6	0	1	8	1.0	8.0	1	0	0	0	0	0	0	0	0	0	0	0	0	0
2016	Lions	1	1	14	3	11	0	0	0.0	0.0	0	0	0	0	0	0	0	0	0	0	0	0	0	0
NFL TOTALS		**2**	**2**	**20**	**9**	**11**	**1**	**8**	**1.0**	**8.0**	**1**	**0**	**0**	**0**	**0**	**0**	**0**	**0**	**0**	**0**	**0**	**0**	**0**	**0**

SINGLE-GAME HIGHS: DEFENSIVE

Total Tackles 15 at Baltimore Ravens, Nov 25, 2018
Sacks 1.0 at Green Bay Packers, Nov 06, 2017
...2 more at 1.0.
Passes Defensed 2 vs. Pittsburgh Steelers, Dec 09, 2018
...4 more at 2.
Forced Fumbles 1 vs. Kansas City Chiefs, Dec 02, 2018
Fumble Recoveries 2 at Minnesota Vikings, Oct 01, 2017
Tackles For Loss 4 at San Francisco 49ers, Nov 01, 2018
Interceptions 2 at Minnesota Vikings, Oct 12, 2014
Interception Return Yards 26 at Chicago Bears, Jan 03, 2016
Special Teams Tackles 2 at Kansas City Chiefs, Nov 01, 2015
...6 more at 2.
Special Teams Forced Fumbles 1 vs. Chicago Bears, Sep 29, 2013
...1 more at 1.

SINGLE-GAME HIGHS - POSTSEASON: DEFENSIVE

Total Tackles 14 at Seattle Seahawks, Jan 07, 2017
6 at Dallas Cowboys, Jan 04, 2015
Sacks 1.0 at Dallas Cowboys, Jan 04, 2015
Tackles For Loss 1 at Dallas Cowboys, Jan 04, 2015

2020 GAME-BY-GAME REGULAR SEASON STATISTICS (PANTHERS)

			TACKLES								INTERCEPTIONS					O. FUMB			ST				MISC			
DATE	OPPONENT	P/S	TK	S	A	SK	YDS	TFL	YDS	QBH	NO	YDS	LG	TD	PD	FF	FR	YDS	TK	S	A	FF	FR	S	A	W/L	SCORE
09/13	Raiders	S	6	4	2	0.0	0.0	0	0	0	0	0	0	0	0	0	0	0	0	0	0	0	0	0	0	L	30-34
09/20	at Buccaneers	S	6	4	2	0.0	0.0	0	0	0	0	0	0	0	0	0	0	0	0	0	0	0	0	0	0	L	17-31
09/27	at Chargers	S	7	2	5	0.0	0.0	0	0	0	0	0	0	0	0	0	1	20	0	0	0	0	0	0	0	W	21-16
10/04	Cardinals	S	4	1	3	0.0	0.0	0	0	0	0	0	0	0	0	0	0	0	0	0	0	0	0	0	0	W	31-21
10/11	at Falcons	S	4	2	2	0.0	0.0	0	0	0	0	0	0	0	0	0	0	0	0	0	0	0	0	0	0	W	23-16
10/18	Bears	S	5	3	2	0.0	0.0	0	0	1	0	0	0	0	0	0	0	0	0	0	0	0	0	0	0	L	16-23
2020 TOTALS		**6-6**	**32**	**16**	**16**	**0.0**	**0.0**	**0**	**0**	**1**	**0**	**0**	**0**	**0**	**0**	**0**	**1**	**20**	**0**	**0**	**0**	**0**	**0**	**0**	**0**	**3-3**	



BRANDON ZYLSTRA

6'2" // 215

CONCORDIA
SPICER, MINN.

16
WR

EXPERIENCE (YEARS)		BIRTHDATE	ACQUIRED
NFL	PANTHERS		
3	2	3.25.93	WV-19 MIN

PRO CAREER

- Saw action in eight games for Carolina in 2019, making eight catches for 106 yards, including a 96-yard day in the season finale against New Orleans (12/29).
- Played in all 16 games for Minnesota in 2018, tallying one reception for 23 yards, four punt returns for 26 yards and kick return for 15 yards.
- Played two seasons with Edmonton Eskimos of CFL, earning league Rookie of the Year honors in 2016

TRANSACTIONS

Signed a reserve future contract with Minnesota (1/3/18)...Waived by Minnesota (8/31/19)...Claimed off waivers by Carolina (9/1/19).

COLLEGE & PERSONAL

Played at Division III Concordia (Minn.) where he had 1,932 receiving yards and 18 touchdowns...Also competed in track & field where he broke the school record with a high jump of 6'10.75"...Went to New London-Spicer HS in New London, Minn.

REGULAR SEASON COMPARISON: RECEIVING - NEW ORLEANS SAINTS

DATE	OPP	W/L	GP/GS	REC	YDS.	AVG.	TD	LG	TGTS	YAC
12/29/19	CAR vs. NO	L	P	6	96	16.0	0	40	8	9
TOTALS		**0/1**	**1/0**	**6**	**96**	**16.0**	**0**	**40**	**8**	**9**

BRANDON ZYLSTRA'S NFL REGULAR SEASON RUSHING/RECEIVING STATISTICS

				RECEIVING					RUSHING				
DATE	TEAM	GP	GS	NO.	YDS.	AVG.	LG	TD	NO.	YDS.	AVG.	LG	TD
2018	Vikings	16	0	1	23	23.0	23	0	0	0	0.0	0	0
2019	Panthers	8	0	8	106	13.3	40	0	0	0	0.0	0	0
2020	Panthers	6	0	0	0	0.0	0	0	0	0	0.0	0	0
NFL TOTALS		**30**	**0**	**9**	**129**	**14.3**	**40**	**0**	**0**	**0**	**0.0**	**0**	**0**

BRANDON ZYLSTRA'S NFL REGULAR SEASON RETURN STATISTICS

		KICKOFF RETURNS					PUNT RETURNS					
DATE	TEAM	RET.	YDS.	AVG.	LG	TD	NO.	FC	YDS.	AVG.	LG	TD
2018	Vikings	1	15	15.0	15	0	4	4	26	6.5	9	0
2019	Panthers	1	26	26.0	26	0	1	1	0	0.0	0	0
2020	Panthers	0	0	0.0	0	0	0	0	0	0.0	0	0
NFL TOTALS		**2**	**41**	**20.5**	**26**	**0**	**5**	**5**	**26**	**5.2**	**9**	**0**

SINGLE-GAME HIGHS: RUSHING/RECEIVING

Receptions	6 vs. New Orleans Saints, Dec 29, 2019
Receiving Yards	96 vs. New Orleans Saints, Dec 29, 2019
Longest Receptions	40 vs. New Orleans Saints, Dec 29, 2019
All-purpose yards	96 vs. New Orleans Saints, Dec 29, 2019
Kickoff Returns	1 at San Francisco 49ers, Oct 27, 2019 ...1 more at 1.
Kickoff Return Yards	26 at San Francisco 49ers, Oct 27, 2019
Longest Kickoff Return	26 at San Francisco 49ers, Oct 27, 2019
Fair Catches	3 vs. Chicago Bears, Dec 30, 2018
Punt Return Yards	9 at Philadelphia Eagles, Oct 07, 2018
Longest Punt Return	9 at Philadelphia Eagles, Oct 07, 2018
Punt Returns	1 at San Francisco 49ers, Oct 27, 2019 ...4 more at 1.
Special Teams Tackles	1 at New York Jets, Oct 21, 2018

2020 GAME-BY-GAME REGULAR SEASON STATISTICS (PANTHERS)

			RECEIVING					RUSHING						
DATE	OPPONENT	P/S	NO.	YDS.	AVG.	LG	TD	NO.	YDS.	AVG.	LG	TD	W/L	SCORE
09/13	Raiders	P	0	0	0.0	0	0	0	0	0.0	0	0	L	30-34
09/20	at Buccaneers	P	0	0	0.0	0	0	0	0	0.0	0	0	L	17-31
09/27	at Chargers	P	0	0	0.0	0	0	0	0	0.0	0	0	W	21-16
10/04	Cardinals	P	0	0	0.0	0	0	0	0	0.0	0	0	W	31-21
10/11	at Falcons	P	0	0	0.0	0	0	0	0	0.0	0	0	W	23-16
10/18	Bears	P	0	0	0.0	0	0	0	0	0.0	0	0	L	16-23
2020 TOTALS		**6-0**	**0**	**0**	**0.0**	**0**	**0**	**0**	**0**	**0.0**	**0**	**0**	**3-3**	

CAROLINA
PANTHERS