



0 - 1

NEW ORLEANS SAINTS AT CAROLINA PANTHERS

SEPTEMBER 18, 2023 • 7:15 P.M. ET
BANK OF AMERICA STADIUM



1 - 0

THE MATCHUP

- Carolina returns home in Week 2 to take on another NFC South foe, the New Orleans Saints, part of ESPN's Monday Night Football doubleheader.
- This will mark the 58th matchup between the two teams. The Panthers have faced the Saints more than any other opponent in franchise history. New Orleans currently holds the all-time series record, 29-28.
- The last time Carolina played on a Monday night was against New Orleans in Week 15 of the 2018 season (New Orleans won 12-9).
- The Panthers enter the contest with a 10-7 overall record on Monday Night Football, including a 7-4 record at home.
- New Orleans travels to Charlotte with a season opening win against the Tennessee Titans, 16-15, in Caesars Superdome.

SERIES

ALL-TIME SERIES

57 matchups | New Orleans leads 29-28

LAST REGULAR SEASON GAME

01/08/23 | New Orleans 7 vs Carolina 10

SERIES RECORD AT CAROLINA (REGULAR SEASON)

The series is split 14-14

L	0-27	SEP 10	AT	L	19-21	NOV 10	AT	L	17-26	NOV 10	AT
W	10-24	SEP 10	AT	W	10	NOV 9	8:15*	C			
W	2	SEP 18	7:15*	F	11	NOV 19	1:00*	S			
W	3	SEP 24	4:05*	F	12	NOV 26	1:00*	B			
W	4	OCT 1	1:00*	F	13	DEC 3	1:00*	B			
W	5	OCT 8	1:00*	F	14	DEC 10	1:00*	F			
W	6	OCT 15	1:00*	F	15	TBD		F			
W	7	BYE		F	16	DEC 24	1:00*	G			
W	8	OCT 29	1:00*	F	17	DEC 31	1:00*	B			
W	9	NOV 5	4:05*	F	18	TBD		F			

HOME AWAY

WEEK TWO SPOTLIGHT



THE CAROLINA PANTHERS KICK-OFF THEIR 2023 HOME SLATE UNDER THE LIGHTS ON ESPN'S MONDAY NIGHT FOOTBALL. MONDAY WILL MARK JUST THE SECOND TIME IN FRANCHISE HISTORY THAT THE TEAM'S FIRST HOME GAME OF THE SEASON IS NATIONALLY TELEVISED IN PRIME-TIME. THE LAST TIME THE PANTHERS HAD A PRIMETIME HOME-OPENER OCCURRED IN 2004, WHEN THE PANTHERS PLAYED THE GREEN BAY PACKERS ON A MONDAY NIGHT. CAROLINA HOLDS A 10-7 OVERALL RECORD ON MONDAY NIGHTS, INCLUDING A 7-4 RECORD AT HOME. IN WEEK 10 OF THE 2017 SEASON, THE PANTHERS DEFEATED THE MIAMI DOLPHINS 45-21 AT BANK OF AMERICA STADIUM, MARKING THE LAST TIME THE TEAM WAS VICTORIOUS ON A MONDAY NIGHT. CAROLINA'S OFFENSE ACCRUED 548 TOTAL NET YARDS, HEADLINED BY QUARTERBACK CAM NEWTON ACCOUNTING FOR 349 YARDS (254 PASSING, 95 RUSHING) AND FOUR PASSING TOUCHDOWNS. LINEBACKER LUKE KUECHLY STIFLED THE MIAMI OFFENSE, TOTALING SIX TACKLES AND AN INTERCEPTION.

BROADCAST INFORMATION



NATIONAL RADIO
WESTWOOD ONE

Bill Rosinski - Play by Play
Tony Boselli - Color



TELEVISION
ESPN

Chris Fowler - Play by Play
Dan Orlovsky - Color
Louis Riddick - Color
Laura Rutledge - Sideline



RADIO FLAGSHIP
WRFX 99.7 FM

Anish Shroff - Play by Play
Jake Delhomme - Color
Luke Kuechly - Color
Jim Szoke - Color
Sharon Thorsland - Sideline

PANTHERS COMMUNICATIONS DEPARTMENT
Bruce Speight Vice President - Communications
Lane Gammel Communications Director
Dillon Love Communications Coordinator
Chris Brannon Communications Coordinator
Samantha Maloney Communications Intern
Matthew McCarthy Communications Intern
Media Website: www.NFL.ORG



WEEK 2 • SAINTS AT PANTHERS



2023 TEAM STATISTICS

CAROLINA PANTHERS

OFFENSE	
281.0 (17th)	Total Yards Per Game
154.0 (5th)	Rushing Yards Per Game
4.8 (6th)	Rushing Yards Per Attempt
127.0 (26th)	Passing Net Yards Per Game
2 (t-9th)	Sacks Allowed
35.7 (t-15th)	Third Down Efficiency
10.0 (28th)	Points Per Game

SAINTS

351.0 (8th)	Total Yards Per Game
69.0 (28th)	Rushing Yards Per Game
2.6 (27th)	Rushing Yards Per Attempt
282.0 (5th)	Passing Net Yards Per Game
4 (t-23rd)	Sacks Allowed
43.8 (10th)	Third Down Efficiency
16.0 (t-22nd)	Points Per Game

DEFENSE

221.0 (5th)	Total Yards Allowed Per Game
130.0 (27th)	Rushing Yards Per Game
5.0 (28th)	Rushing Yards Per Attempt
91.0 (3rd)	Passing Net Yards Per Game
4 (t-6th)	Sacks
0 (t-24th)	Takeaways
20.0 (4th)	Third Down Efficiency
24.0 (t-22nd)	Points Allowed Per Game

285.0 (17th)	Total Yards Allowed Per Game
104.0 (20th)	Rushing Yards Per Game
4.7 (26th)	Rushing Yards Per Attempt
181.0 (15th)	Passing Net Yards Per Game
3 (t-11th)	Sacks
3 (t-2nd)	Takeaways
16.7 (t-2nd)	Third Down Efficiency
15.0 (7th)	Points Allowed Per Game

2023 NFC SOUTH STANDINGS

	Win	Loss	Tie	PF	PA	PDiff
Atlanta	1	0	0	24	10	+14
Tampa Bay	1	0	0	20	17	+3
New Orleans	1	0	0	16	15	+1
Carolina	0	1	0	10	24	-14

PREVIOUS RESULTS

PANTHERS (28-29) vs SAINTS
Home: 14-14...Away: 14-15...Postseason: 0-1

Last 15 Matchups

10/16/16 at New Orleans	L 38-41
11/17/16 NEW ORLEANS	W 23-20
9/24/17 NEW ORLEANS	L 13-34
12/3/17 at New Orleans	L 21-31
12/17/18 NEW ORLEANS	L 9-12
12/30/18 at New Orleans	L 26-34
1/7/18 at New Orleans (WC)	W 33-14
11/24/19 at New Orleans	L 31-34
12/29/19 NEW ORLEANS	L 10-42
10/25/20 at New Orleans	L 24-27
1/3/21 NEW ORLEANS	L 7-33
9/19/21 NEW ORLEANS	W 26-7
1/2/22 at New Orleans	L 10-18
9/25/22 NEW ORLEANS	W 22-14
1/8/23 at New Orleans	W 10-7

PANTHERS BESTS vs SAINTS

PASSING

Passing Yards	335 - Kerry Collins (11/26/95)
Passing TDs	5 - 2x, last by Cam Newton (12/6/15)
Passer Rating	129.2 - 2x, last by Cam Newton (9/16/12)

RUSHING

Rushing Yards	210 - DeAngelo Williams (12/30/12)
Rushing TDs	3 - Mike Tolbert (12/30/12)

RECEIVING

Receptions	10 - 3x, last by Greg Olsen (12/7/14)
Receiving Yards	192 - Muhsin Muhammad (9/13/98)
Receiving TDs	2 - 9x, last by DJ Moore (10/25/20)

DEFENSE

Tackles	24 - Luke Kuechly (12/22/13)
Interceptions	2 - 3x, last by Terry Cousin (12/29/02)
Sacks	3.0 - Greg Hardy (12/22/13)

OFFENSIVE LEADERS

PASSING

146	Passing Yards	305
52.6 (20-38)	Completion %	69.7 (23-33)
1	Passing TDs	1
2	Interceptions	1
48.8	Passer Rating	96.1

RUSHING

72	Rushing Yards	45
18	Attempts	18
4.0	Yards Per Rush	2.5
0	Rushing TDs	0
98	Scrimmage Yards	52

RECEIVING

41	Receiving Yards	112
5	Receptions	8
8.2	Yards Per Reception	14.0
1	Receiving TDs	0
13	Yards After Catch	64



BRUCE YOUNG



MILES SANDERS



HAYDEN HURST



DEREK CARR



DERHAM WILLIAMS



CHRIS OLAVE

2023 REACHABLE MILESTONES

69 TACKLES

LB Shaq Thompson (703) needs 69 total tackles to pass Mike Minter (771) for third all-time in Panther history

6 TFL

LB Shaq Thompson (51) needs six tackles for loss to pass Kawann Short (56) for fourth all-time in Panther history

2.5 SACKS

OLB Brian Burns (39.5) needs 2.5 sacks to pass Kevin Greene (41.5) for fifth all-time in Panther history

1 TFL

OLB Brian Burns (44) needs one tackle for loss to pass Greg Hardy (44) for seventh all-time in Panther history

2.0 SACKS

OLB Justin Houston (111.5) needs two sacks to pass Sean Jones (113.0) for 25th all-time in league history

2 TFL

OLB Justin Houston (131) needs two tackles for loss to pass Michael Bennett (132) for eighth all-time in league history

3 TACKLES

DE Derrick Brown (151) needs three total tackles to pass Greg Kragen (153) for 10th all-time in Panther history for defensive linemen

4 INTS

CB Donte Jackson (14) needs four interceptions to pass Mike Minter (17) for fourth all-time in Panther history

47 RECEPTIONS

WR Adam Thielen (536) needs 47 receptions to move into the top 100 all-time reception list in league history

750 YARDS

Since 2000, RB Miles Sanders is one of 14 players with 750+ rushing yards in each of their first four seasons. Only eight players since 2000 have reached 750+ rushing yards in each of their first five seasons

21 FIELD GOALS

K Eddy Pineiro (34) needs 21 field goals made to pass Joey Slye (54) for third all-time in Panther history

13 INSIDE THE 20

P Johnny Hekker (330) needs 13 punts downed inside the 20 to pass Brad Maynard (342) for eighth all-time in league history



CONNECTIONS



REGIONAL CONNECTIONS

- Panthers General Manager Scott Fitterer played college baseball at LSU from 1994-95.
- Panthers Offensive Coordinator James Campen played college football at Tulane from 1984-1985.
- Panthers WR DJ Chark Jr. is a native of Alexandria, La., and attended Alexandria HS. He went on to play college football at LSU from 2014-2017.
- Panthers CB Donte Jackson is a native of Metairie, La., and attended Riverdale HS. He went to LSU where he played football and ran track and field from 2015-2017.
- Panthers WR Terrace Marshall Jr. is a native of Bossier City, La., and attended Parkway HS. He went on to play college football at LSU from 2018-2020.
- Panthers S Xavier Woods is a native of West Monroe, La., and attended West Monroe HS. He went on to play college football at Louisiana Tech from 2013-2016.
- Saints TE Jimmy Graham is a native of Goldsboro, N.C., and attended Charis Preparatory Academy.
- Saints DT Bryan Bresee played college football at Clemson from 2020-2022.
- Saints OL James Hurst played college football at North Carolina from 2010-2013.
- Saints LB D'Marco Jackson is a native of Spartanburg, S.C., and attended Broome HS. He went on to play college football at Appalachian State from 2017-2021.
- Saints WR A.T. Perry played college football at Wake Forest from 2018-2022.
- Saints FB Adam Prentice played football as a graduate transfer at South Carolina in 2020.
- Saints OL Nick Saldiveri is a native of Monroe, N.C., and attended Parkwood HS.
- Saints Passing Game Coordinator/Quarterbacks Coach Ronald Curry played football at North Carolina from 1998-2001. He served as Athletic Director and Head Football Coach at Mooresville Christian Academy in Mooresville, N.C., from 2010-2012.

STAFF/COACHING CONNECTIONS

- Panthers Senior Defensive Assistant Dom Capers served as the head coach for the Houston Texans and worked with Saints Defensive Line Coach Todd Grantham from 2002-2004.
- Saints Offensive Line Coach Doug Marrone was the head coach for the Jacksonville Jaguars from 2016-2020 and had Panthers Defensive Line Coach Todd Wash serve as his defensive coordinator in the same time span. Marrone also featured Panthers Senior Defensive Assistant Dom Capers on his staff in 2019.
- Panthers Senior Defensive Assistant Dom Capers was a coach for the New Orleans Saints in 1989 while Saints Offensive Line Coach Doug Marrone was a player.
- Panthers Head Coach Frank Reich played for the New York Jets while Saints Senior Defensive Assistant Peter Giunta served as the defensive backs coach in 1996.
- Panthers Wide Receivers Coach Shawn Jefferson and Saints Secondary Coach Marcus Robertson coached together for the Detroit Lions in 2012.

PRO CONNECTIONS

- Panthers CB Jaycee Horn's father, Joe Horn, played wide receiver for the New Orleans Saints from 2000-2006.
- Panthers S Vonn Bell was drafted by the New Orleans Saints in the 2nd round (61st overall) of the 2016 NFL Draft and played for the team from 2016-2019.
- Panthers DT Shy Tuttle signed with the New Orleans Saints as an undrafted free agent in 2019 and played for the team from 2019-2022.
- Panthers QB Andy Dalton played for the New Orleans Saints in 2022.
- Panthers Offensive Line Coach James Campen signed with the New Orleans Saints as an undrafted free agent in 1986 and play for the team from 1986-1988.
- Saints Head Coach Dennis Allen and Tight Ends Coach Clancy Barone were on the Atlanta Falcons coaching staff while Panthers Assistant Defensive Backs Coach DeAngelo Hall played for the team from 2004-2006.
- Panthers Assistant Head Coach/Running Backs Coach Duce Staley, Defensive Line Coach Todd Wash and Saints RB Jamaal Williams spent the 2021-2022 seasons with the Detroit Lions. Panthers WR DJ Chark Jr. spent the 2022 season with Williams while Senior Defensive Assistant Dom Capers spent 2021 with the running back.
- Panthers WR DJ Chark Jr., CB CJ Henderson and WR Laviska Shenault Jr. were coached by Saints Offensive Line Coach Doug Marrone in 2020 while he served as head coach for the Jacksonville Jaguars.

COLLEGE CONNECTIONS

- Panthers S Vonn Bell, Saints WR Michael Thomas and CB Marshon Lattimore played together at Ohio State from 2014-2015.
- Panthers DT Derrick Brown, LB Chandler Wooten and Saints Wide Receivers Coach Kodi Burns spent time together at Auburn from 2017-2019.
- Panthers LB Kamu Grugier-Hill and Saints Defensive Assistant Adam Gristick played linebacker under Saints Linebackers Coach Michael Hodges at Eastern Illinois in 2014 where Hodges served under the same role.
- Panthers OLB Justin Houston, Tight Ends Coach John Lilly and Saints Defensive Line Coach Todd Grantham spent the 2010 season together at Georgia.
- Panthers WR DJ Chark Jr., CB Donte Jackson and Saints TE Foster Moreau played together at LSU from 2015-2017. Panthers WR Terrace Marshall Jr. played with Moreau in 2018.
- Panthers RB Miles Sanders, DE Yetur Gross-Matos and Saints TE Juwan Johnson played together at Penn State under a coaching staff that included Saints Assistant Special Teams Coach Phil Galiano from 2017-2018.



THE HEAD COACHES



FRANK REICH

1st season
18th season
40-33 (.547)
1-2 (.333)

Years as HC w/ current team
NFL Coaching Experience
Regular Season Record as HC
Postseason Record as HC

Frank Reich is in his first season as head coach of the Carolina Panthers after being named the sixth head coach in franchise history on Jan. 26, 2023. Reich has more than 30 years of NFL experience as a player (1985-98) and a coach (2006- present), including serving as the Panthers' first starting quarterback in franchise history after signing with the team during its inaugural season, 1995.

Reich joined Carolina after five seasons (2018-22) as the head coach of the Indianapolis Colts. Reich led the team to the playoffs twice and guided the Colts to 41 wins, including two years with 10-plus wins (2018 and 2020). It marked his second stint as a coach with the Colts, rejoining the team after spending six years on the coaching staff from 2006-11. Reich spent the 2016-17 seasons as offensive coordinator of the Philadelphia Eagles and was instrumental in the team's Super Bowl LII championship during the 2017 season.

Prior to Philadelphia, Reich spent three seasons (2013-15) with the San Diego Chargers, serving the last two as offensive coordinator. He worked closely with Philip Rivers, who hit the 4,000-yard passing plateau in three straight seasons and totaled 13,556 yards, marking the third-most passing yards by an NFL quarterback during that span.

Reich spent the first six seasons (2006-11) of his coaching career with the Colts as wide receivers coach (2011), quarterbacks coach (2009-10), offensive assistant (2008) and coaching intern (2006-07). In Indianapolis, he was a member of teams that earned five playoff appearances, four AFC South division titles, two AFC championships, two Super Bowl appearances and one Super Bowl title.

Reich enjoyed a 14-year playing career with the Buffalo Bills, Carolina Panthers, New York Jets and Detroit Lions after being selected by the Bills in the third round (57th overall) of the 1985 NFL Draft. Including postseason, he played in 129 career games (22 starts) and passed for 6,858 yards and 47 touchdowns.

Reich is most notably known for engineering the greatest comeback in NFL history, a 1992 Wild Card playoff game against the Houston Oilers. Making his first postseason start in place of injured quarterback Jim Kelly, Reich led the Bills to a 41-38 overtime victory despite being down by 32 points early in the third quarter. He played quarterback at Maryland (1981-84) and as a senior, Reich rallied the Terrapins from a 31-0 deficit to defeat the Miami Hurricanes, 42-40; entering 2022, that effort is tied for the fourth greatest comeback in FBS history.

After his 14-year playing career in the NFL, Reich retired in 1998 and decided to spend time with his family and join Reformed Theological Seminary in Charlotte. He graduated and led RTS for three years and then pastored a local church prior to his coaching career.

A native of Freeport, N.Y., Reich was born on Dec. 4, 1961. He and his wife, Linda, have three children and two grandchildren.

REICH COACHING HISTORY

2006-07	Indianapolis Colts	Coaching Intern
2008	Indianapolis Colts	Offensive Coaching Staff Assistant
2009-10	Indianapolis Colts	Quarterbacks
2011	Indianapolis Colts	Wide Receivers
2012	Arizona Cardinals	Wide Receivers
2013	San Diego Chargers	Quarterbacks
2014-15	San Diego Chargers	Offensive Coordinator
2016-17	Philadelphia Eagles	Offensive Coordinator
2018-2022	Indianapolis Colts	Head Coach
2023	Carolina Panthers	Head Coach



DENNIS ALLEN

2nd season
22nd season
16-38 (.296)
0-0 (.000)

Dennis Allen was hired as the 17th head coach in Saints history on Feb. 8, 2022. Now in his 27th year coaching and 21st in the NFL, Allen has spent 12 seasons in New Orleans in two stints, including the last six-and-a-half campaigns as the team's defensive coordinator.

Allen was promoted to head coach after spending the past six and a half seasons as the defensive coordinator of the Saints, a time of prosperity when the team has enjoyed five consecutive winning seasons and also captured four straight NFC South division titles from 2017-20.

During his tenure as an assistant under Payton in New Orleans (2006-10, 2015-21), Allen has been part of staffs that have qualified for the playoffs seven times, captured the NFC South division title six times, reached the NFC Championship game three times and won the Super Bowl XLIV championship.

Allen's defenses have ranked in the top 10 in yards per game and in the top five in opponent points per game each of the past two seasons. During his 16 seasons coaching a position, serving as a defensive coordinator and as a head coach, he has coached 10 players to a total of 21 Pro Bowl selections.

In 2021, Allen's defensive unit boasted two Pro Bowl selections (defensive end Cameron Jordan and cornerback Marshon Lattimore) and one Associated Press All-Pro selection (linebacker Demario Davis), ranked first in the NFL in opponent red zone touchdown percentage (43.5), second in opponent first downs (304) and opponent rushing first downs (84), fourth in scoring defense (19.7 points per game), opponent net yards per play (5.08) and run defense (93.5 yards per game), seventh in total defense (318.2 net yards per game) and eighth in sacks (46). New Orleans' current streak of 22 regular-season/postseason contests without allowing a 100-yard rusher is the longest in the NFL.

Allen served as head coach of the Oakland Raiders from 2012-14 and as defensive coordinator of the Denver Broncos in 2011. Prior to his first stint in New Orleans from 2006-10, Allen was also an assistant in Atlanta from 2002-05.

Allen worked as the secondary coach for the University of Tulsa (2000-01) before heading to the NFL. Prior to his stint at Tulsa, Allen was on the coaching staff for four years (1996-99) at his alma mater, Texas A&M, as a graduate assistant working primarily with the school's secondary.

A native of Hurst, Texas, Allen earned four letters for Texas A&M as a safety from 1992-95 and started the final 21 games of his career. Allen was signed as an undrafted free agent by the Buffalo Bills and competed in their training camp in 1996. He and his wife Allison have a daughter, Layla, and a son, Garrison.

ALLEN COACHING HISTORY

1996-99	Texas A&M	Graduate Assistant
2000-01	Tulsa	Secondary
2002-03	Atlanta Falcons	Defensive Quality Control
2004-05	Atlanta Falcons	Defensive Assistant
2006-07	New Orleans Saints	Assistant Defensive Line
2008-10	New Orleans Saints	Secondary
2011	Denver Broncos	Defensive Coordinator
2012-14	Oakland Raiders	Head Coach
2015	New Orleans Saints	Defensive Assistant/Interim
2016-2021	New Orleans Saints	Defensive Coordinator
2022-23	New Orleans Saints	Defensive Coordinator

LAST WEEK'S RECAP

WEEK 1 VS FALCONS

MERCEDES BENZ STADIUM, ATLANTA, GA
SEPT. 10, 2023 • 1:00 PM



10 - 24



BROWN'S HAVOC UPFRONT

- Defensive end Derrick Brown recorded a 13-yard sack on Falcons quarterback Desmond Ridder in the second quarter, his first full sack since Week 7 of the 2021 season against the New York Giants.
- Brown ended the day with nine tackles (eight solo), one sack, one QB hit and two tackles for loss. His nine tackles are the second-most he's posted in a game in his career (12 against Atlanta in Week 8 of the 2022 season). His eight solo tackles mark a career high.
- Brown's nine total tackles were the most by a defensive lineman league-wide in Week 1.

HURST IS FIRST

- Tight end Hayden Hurst tallied the first touchdown of the season for the Panthers on a 4-yard reception from quarterback Bryce Young. It was Hurst's first-career touchdown as a Panther, first in a season opener and his first against his former team.
- Hurst led the team in receiving with five receptions for 41 yards and a touchdown.



FEEL THE BURN

- Outside Linebacker Brian Burns finished the game with seven tackles (four solo), 1.5 sacks, one forced fumble and one quarterback hit. Burns recorded his third-career game of tallying at least 1.5 sacks and one forced fumble and his first since Week 12 of the 2022 season against the Denver Broncos.
- Burns collected 1.5 sacks in the first quarter, the second time in his career after doing so in Week 9 of the 2021 season against the New England Patriots. It was his seventh career game with more than one sack.

UCE IS LOOSE

- Linebacker Frankie Luvu finished the game with seven tackles (three solo), one sack and three QB hits.
- Luvu recorded three quarterback hits, a single-game career-high.
- He was the only player in Week 1 to record at least seven tackles, one sack and three quarterback hits.



PANTHER POINTS

- Quarterback Bryce Young was six-for-six on his first-career scoring drive. The 12-play, 75-yard drive was capped off by a 4-yard touchdown pass to tight end Hayden Hurst.
- The Panthers held Atlanta to zero net passing yards in the first half, the third-lowest total allowed by the team in a first half in franchise history.
- The Panthers recorded four sacks in the first half for the first time since Week 13 of the 2019 season against the Washington Commanders.

DEFENSIVE NOTES • OLB BRIAN BURNS

B BRIAN BURNS

PANTHERS SACK LEADERS

THROUGH FIRST 65 GAMES PLAYED

Player	Sacks	Years
1 - Julius Peppers	45.5	2002-06
2 - Brian Burns	39.5	2019-
3 - Greg Hardy	34.0	2010-14
4 - Charles Johnson	30.5	2007-11
5 - Mike Rucker	27.5	1999-03

- Outside Linebacker Brian Burns has played in 65 career games. He ranks second in franchise history in sacks through a player's first 65 games, trailing only Julius Peppers (45.5 sacks, 2002-06) with 39.5 sacks. Burns finished 2022 tied for eighth in the NFL with 12.5 sacks and tied for seventh with 17 tackles for loss.

- Burns was one of just three players in 2022 (Maxx Crosby-LV, Myles Garret-CLE) to record 12 sacks, 15 tackles for loss and 60 total tackles.

- He recorded his seventh career game with more than one sack in Week 1 against Atlanta after recording 1.5 sacks. Burns ranks 11th league-wide among defensive linemen with 39.5 sacks since 2019 and became the 10th player in team history to record 10 or more sacks in a season in 2022.

- In Week 12 against the Broncos, Burns earned NFC Defensive Player of the Week after recording two sacks, a forced fumble and a pass defense in the Panthers' 23-10 victory.

- In Week Four against the Cardinals, Burns tied a career-high with three tackles for loss, a mark he set last season in Week Seven against the Giants. Burns finished the game with four total tackles, and his 28.5 career sack.

PRO BOWLIN' BURNS



Carolina's 2019 first-round pick, DE Brian Burns, was named a Pro Bowl Starter for the NFC for the second consecutive year in 2022. Burns is tied for seventh with 32.0 sacks and ranks seventh in the NFL with 39 tackles for loss since 2020.

SACK LEADERS // 2020-23

Player	Sacks	QB Hits	Strip Sacks
1 - T.J. Watt PIT	46.0	97	7
2 - Myles Garrett CLE	45.0	81	7
3 - Haason Reddick ARI/CAR/PH	39.5	61	12
4 - Trey Hendrickson NO/CIN	36.5	77	7
5 - Matt Judon BAL/NE	35.0	76	1
6 - Nick Bosa SF	34.0	82	5
7t - Brian Burns CAR	32.0	62	7
7t - Chris Jones KC	32.0	74	4
9 - Aaron Donald LAR	31.5	65	6
10 - Leonard Floyd LAR/BUF	30.5	61	2
11 - Cameron Jordan NO	29.0	52	3

AMONG THE 2019 DRAFT CLASS DE BRIAN BURNS RANKS:

SACKS		QB Hits		
1	Nick Bosa SF	43.0	1 Nick Bosa SF	107
2	Brian Burns CAR	39.5	2 Maxx Crosby LV	95
3	Maxx Crosby LV	38.5	3 Brian Burns CAR	78
4t	Montez Sweat WAS	30.5	4 Montez Sweat WAS	75
4t	Josh Allen JAX	30.5	5 Josh Allen JAX	72
6	Quinnen Williams NYJ	27.5		

TACKLES FOR LOSS		STRIP SACKS		
1	Maxx Crosby LV	65	1 Brian Burns CAR	8
2	Nick Bosa SF	56	2t Montez Sweat WAS	7
3	Brian Burns CAR	43	2t Nick Bosa SF	6
4	Montez Sweat WAS	37	4 Josh Allen JAX	5
5	Josh Allen JAX	36	5t Maxx Crosby LV	3
			5t Justin Hollins DEN/LAR/GB	3
			5t Armon Watts CHI	3
			5t Rashan Gary GB	3
			5t Charles Omenihu SF	3
			5t Quinnen Williams NYJ	3



DEFENSIVE NOTES • DE DERRICK BROWN

95 DERRICK BROWN

DB TO THE QB

- Defensive end Derrick Brown started the 2023 season with nine tackles (eight solo), one sack, one QB hit and two tackles for loss. His nine tackles are the second-most he has posted in a game in his career (12 against Atlanta in Week 8 of the 2022 season).
- According to TruMedia, Brown's nine tackles in Week One led all defensive linemen league-wide.
- Brown's 67 total tackles in 2022 tied Mike Rucker (2002) for the most tackles by a defensive lineman in franchise history (according to Stats Pass). His seven passes defended finished tied for the third most by a defensive lineman in franchise history (Greg Hardy-11, 2011).
- Brown (151) needs just three more tackles to pass Greg Kragen (153) for 10th all-time in Panther history for a defensive lineman.
- Among his 2020 draft class, Brown ranks third with 23 tackles for loss and second with 34 quarterback hits since entering the league.

2022 WALTER PAYTON MAN OF THE YEAR NOMINEE



Derrick Brown was announced as Carolina's 2022 Walter Payton NFL Man of the Year nominee, presented by Nationwide. With giving back a primary focus since he was drafted by the Panthers in 2020, Brown has been involved with helping at-risk youth and families for over two years. His foundation has impacted over 3,000 children through community events and programming and over 4,000 families through holiday gifting and resource distributions through the challenges of the COVID-19 pandemic. This past summer, Brown held a free youth football camp for 200 youth football players in Gwinnett County, Georgia. He supported 15 at-risk youth with a back-to-school shopping spree that included sneakers, clothing, and school supplies. He also provided nine students at Lanier HS, his alma mater, with the Georgia Brown and Bill Rias Scholarship, totaling \$40,000.



49 FRANKIE LUVU

BIG UCE

- Linebacker Frankie Luvu started the season right where he left off in 2022. He was the only player league-wide in Week 1 to record at least seven tackles (three solo), one sack and three QB hits.
- Luvu finished the 2022 season with career-highs in total tackles (111), tackles for loss (19), sacks (7.0), passes defended (4), while also recording his first-career interception which he returned for a touchdown against the Cardinals in Week 4.
- After going his first four seasons in the NFL without posting 10+ tackles in a game, Luvu did it five times in 2022, including a career-high 13 tackles against the Buccaneers in Week 17.
- His 19 tackles for loss in 2022 tied for second (Charles Johnson, 19 in 2011) for a single season in Panthers history behind Luke Kuechly (20 in 2018). He finished tied for second in the league with Nick Bosa, and only trailed Maxx Crosby who recorded 22 tackles for loss.
- According to TruMedia, in 2022 Luvu was one of only five players in the last 20 seasons to register at least 100 tackles, 15 tackles for loss and 7.0 sacks in a single season.



GETTING TO THE BALL

According to TruMedia, Frankie Luvu is one of just five players over the last 20 seasons to record at least 100 tackles, 15 tackles for loss and 7.0 sacks

Player	Tackles	TFL	Sacks
Frankie Luvu (CAR, 2022)	111	19	7.0
Devin White (TB, 2020)	140	15	9.0
Lavonte David (TB, 2013)	144	21	7.0
Daryl Washington (ARI, 2012)	134	15	9.0
Bradie James (DAL, 2008)	117	15	8.0



7 SHAQ THOMPSON

SHAQ ATTACK

- In 2022, linebacker Shaq Thompson set career-highs in total tackles (135), solo tackles (78) and assists (57).
- He became the fifth player in team history to amass 100 tackles or more in four consecutive seasons in franchise history, joining Mike Minter (2000-03), Jon Beason (2007-10), Luke Kuechly (2012-19) and Thomas Davis (2012-16). Thompson is one of eight players in the NFL to record 100+ in four-straight seasons from 2019-22.
- Thompson has totaled 22 career games with 10+ tackles trailing only Luke Kuechly (50), Thomas Davis (27) and Jon Beason (25).
- Thompson is the second-longest tenured player on the team (only trailing JJ Jansen) after being selected by Carolina in the first round of the 2015 Draft.

ADDITIONAL DEFENSIVE NOTES

21 JEREMY CHINN

- Despite playing just 11 games due to injury, safety Jeremy Chinn finished the 2022 season ranked fourth on the team with 70 tackles trailing only Shaq Thompson, Frankie Luvu and Xavier Woods.
- Chinn posted two games with 10 or more tackles in 2022, including a career-high 14 tackles against the Pittsburgh Steelers in Week 15. Chinn has eight-career games with 10+ tackles.



8 JAYCEE HORN

- Cornerback Jaycee Horn started in all 13 games in 2022 and finished the season with 53 tackles, three interceptions and seven passes defended.
- Horn helped the Panthers earn their first road victory of the season against the Seattle Seahawks in Week 14, finishing the game tying a season-high with six tackles, two passes defended and an interception.

98 MARQUIS HAYNES SR.

- Outside linebacker Marquis Haynes Sr. played in all 17 games in 2022, earning a start in Week 18 against the New Orleans Saints. He finished the season with career-highs in total tackles (26), sacks (5.0), passes defended (4), QB hits (13) and tackles for loss (7).
- His 5.0 sacks this season ranked third on the team in 2022. He recorded his first-career multi-sack games (2.0) against the Atlanta Falcons in a Week 10 victory.



25 XAVIER WOODS

- Safety Xavier Woods played and started 15 games in 2022, totaling 86 total tackles and six passes defended. Since 2021, Woods ranks eighth among all NFC defensive backs with 195 total tackles.

ADDITIONAL OFFENSIVE NOTES

30 CHUBA HUBBARD

- Running back Chuba Hubbard ran for 60 yards on nine carries (6.7 avg) in Week 1 at the Falcons. His 6.7 yards per carry ranked fourth league-wide.

- Hubbard finished 2022, his second season in the NFL with 466 rushing yards on 95 carries (4.9 avg) and two touchdowns. He added 171 receiving yards on 14 receptions.

- In Week 16 of 2022 against the Detroit Lions, Hubbard rushed for a career-high 125 yards on 12 carries (10.42 avg), including a career-high three rushes that went for 10+ yards.



88 TERRACE MARSHALL JR.

- Wide Receiver Terrace Marshall Jr. appeared in 14 games with nine starts in 2022. He set career-highs in receptions (28) and receiving yards (490), while also scoring his first-career touchdown in Week 9 against the Cincinnati Bengals.

- In Week Eight against the Atlanta Falcons, Marshall Jr. caught a career-high four passes for 87 yards.

- In 2022, Marshall had the second highest first down rate per reception in the NFL (min. 25 rec) with 85.7% of his receptions resulting in first downs. Over the final 12 weeks of the season, he led the NFL with 19.17 yards per reception.

15 LAVISKA SHENAULT JR.

- After being acquired prior to the 2022 season, wide receiver Laviska Shenault Jr. appeared in 13 games while making four starts. He finished the season with 272 receiving yards on 27 receptions and one touchdown. He also added 65 rushing yards on nine carries and a touchdown. His 65 rushing yards was the eighth most by a wide receiver in the NFC.

- He was one of just five players in the NFL in 2022 to record a receiving touchdown of 60+ yards and a rushing touchdown of 40+ yards. In his first game as a Panther against the Saints in Week 3, he turned in a 67-yard touchdown reception. In Week 10 against the Falcons, Shenault recorded a 41-yard rushing touchdown (both career-longs).



SPECIAL TEAMS NOTES

10 JOHNNY HEKKER

- Punter Johnny Hekker finished 2022 with a league-leading 39 punts inside the 20, setting a franchise single-season record previously held by Todd Sauerbrun (35 in 2001). Hekker was named to the All-NFC team by PFWA for his efforts.
- Hekker set a team record and ranked third in the NFL with a 44.12-yard net punting average on 81 punts for 3,925 yards with six touchbacks and 231 punt return yards allowed. Best the previous record of 42.44 yards by Michael Palardy in 2017.
- He also set a team record and ranked ninth in the NFL with 48.46-yard gross punting average which was held previously by Brad Nortman who posted a 47.77-yard average in 2013.

4 EDDY PIÑEIRO

- After connecting on 19 consecutive field goals to end the 2022 season, Piñeiro extended his streak to 20 at Atlanta in Week 1.
- Kicker Eddy Piñeiro finished 2022 ranked fourth in the NFL and second in team history with 33 field goals made (33 of 35 FG, 31 of 32 XP).
- His 94.3 field goal percentage in 2022 marked the second-highest both in the NFL and in team history for a single season.
- Piñeiro garnered NFC Special Teams Player of the Week in Week 14 after connecting on all three of his field goal attempts (47, 32 and 39 yards) and each of his three extra point tries for a total of 12 points in the Panthers 30-24 win over the Seahawks.
- Piñeiro finished 2022 tied for fifth in field goals made from 40+ yards (15 of 16) and tied for sixth league-wide among kickers with 129 points scored.

44 JJ JANSEN

LONGEST - TENTURED PANTHER

- Longsnapper JJ Jansen is the longest tenured Panther on the team with 227 games played and surpassed John Kasay (221) in Week 14 off 2022 at Seattle. He now holds the record with 227 career games played in a Panther uniform.
- A cornerstone on special teams for the Panthers, Jansen has played in every game during his 15-year career as a Panther dating back to 2009.
- Jansen was named to the Pro Bowl in 2013 after being successful on all 139 snaps. He contributed in helping kicker Graham Gano convert 24 of 27 field goal attempts, including a franchise-record six made field goals of 50 yards or more.
- Jansen was originally signed by the Green Bay Packers as an undrafted free agent in 2008 and was later acquired by the Carolina Panthers in 2009 for a conditional pick in the 2011 NFL Draft.

GAMES PLAYED AS A PANTHER

1 - JJ Jansen, LS	227
2 - John Kasay, K	221
3 - Steve Smith, WR	182
4 - Thomas Davis, LB	176
5 - Jordan Gross, OT	167

ADDITIONAL 2022 SPECIAL TEAMS NOTES

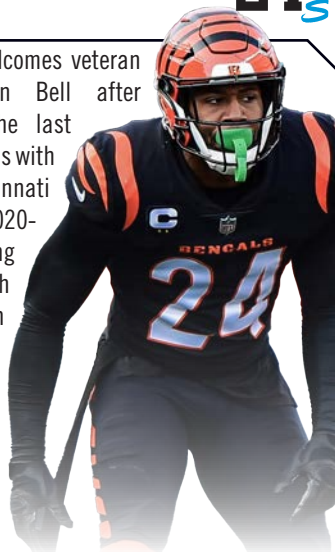
- The 2022 special teams unit ranked fourth in Rick Gosselin's annual special teams rankings, the highest ranking for the Panthers since finishing 2003 ranked second.
- Safety Sam Franklin led the team and finished tied for sixth in the NFC with 13 special teams tackles.
- The special teams unit tied a team record and led the NFL with five blocked kicks (four FGs, one XP). Their four field goals blocked set a team record and also led the NFL.
- DE Yetur Gross-Matos tied a franchise record with two blocked field goals in a season. Gross-Matos blocked a field goal in Week 5 against the 49ers and in Week 17 against the Buccaneers.
- RB Raheem Blackshear recorded 200 kickoff return yards against the 49ers in Week 5, tying Michael Bates for second-most in a game in franchise history.

NEW FACES

**VONN
BELL**

24_S

Carolina welcomes veteran safety Vonn Bell after spending the last three seasons with the Cincinnati Bengals (2020-22). Entering his eighth season in the league, Bell was drafted in the second round of the 2016 NFL Draft by the



New Orleans Saints where he played the first four seasons of his career (2016-19). Since entering the league, he ranks in the top 10 amongst defensive backs in several defensive categories over that time span: third in total tackles (622), tied for sixth in sacks (9.5), second in forced fumbles (15), first in fumble recoveries (11) and third in quarterback hits (26). Bell has played in 12 career postseason games and his three career sacks in the playoffs are tied for the most all time by a defensive back.

EXP.	GP	GS
8	109	93

**DJ
CHARK**

17_{WR}

DJ Chark joins the Panthers after one season in Detroit (2022) where he compiled 502 receiving yards and three touchdowns on 30 receptions. From weeks 11-18 of the 2022 season, Chark gained the fifth-most receiving yards (280) on vertical routes league wide according to Next Gen Stats. Over that same time period, Chark was fourth in the NFL with 17.6 yards per reception. He was drafted by the Jacksonville Jaguars in the second round of the 2018 NFL Draft where he spent the first four seasons of his career. Chark was named a Pro Bowler in 2019 after posting career-highs in receptions (73), receiving yards (1,008) and receiving touchdowns (8).



EXP.	GP	GS
6	54	40

NEW FACES

ANDY DALTON

14
QB

The veteran QB enters his 13th season in the NFL after most recently spending a season with NFC South foe, the New Orleans Saints. Andy Dalton was originally drafted by Cincinnati in the second round of the 2011 NFL Draft and played his first nine seasons in the league for the Bengals (2011-19). A three-time Pro Bowler, Dalton's 3,734 career completions rank 21st in NFL history and the eighth-highest total since he entered the league in 2011. His 38,150 career passing yards rank 24th all-time in NFL history and ninth since being drafted.

EXP.	GP	GS
12	166	162

JUSTIN HOUSTON

50
OLB

The veteran linebacker will enter his 13th season in the league now in a Carolina Panther uniform as the team agreed to terms with Justin Houston in August. A four-time Pro Bowler (2012-15), Houston ranks fourth among active players with 111.5 career sacks, sixth with 182 quarterback hits and sixth with 129 tackles for loss. Since entering the league (2011), he has eight seasons of 8.0+ sacks, tied for the second most in the league. In his All-Pro First Team season (2014), Houston led the NFL with 22.0 sacks which is tied for the third most in league history and one of just five players with 22.0+ sacks in a season. Houston enters this season with at least 10+ quarterback hits in six-straight seasons which is tied for the 12th longest streak in the NFL.

EXP.	GP	GS
13	163	144

NEW FACES

HAYDEN HURST

81 *TE*

The former first round draft pick by the Baltimore Ravens in 2018, Hayden Hurst enters his first season with the Panthers. Hurst has racked up 1,718 career receiving yards and 14 touchdowns on 177 receptions. In 2020, Hurst posted a career-high 571 receiving yards and six receiving touchdowns on 56 receptions. A former South Carolina Gamecock (2015-17), Hurst had 100 career receptions for 1,281 yards and three touchdowns. In 2017, he was named first-team All-SEC by the coaches and the Associated Press.



EXP.	GP	GS
6	70	31

MILES SANDERS

6 *RB*

Carolina welcomed Miles Sanders this offseason via free agency after the running back had spent the previous four seasons with the Philadelphia Eagles (2019-2022). A former second round pick of the Eagles in 2019, Sanders ranks ninth in rushing yards since entering the league (3,708) and is one of 14 players since 2000 with 750+ rushing yards in each of their first four seasons. He was named to his first Pro Bowl this past season after posting career highs in rushing yards (1,269) and touchdowns on the ground (11).



EXP.	GP	GS
5	57	49

NEW FACES

**ADAM
THIELEN**

19
WR

Veteran wide receiver Adam Thielen comes to Carolina by way of free agency to embark on his 10th season in the NFL after spending the last nine seasons with the Minnesota Vikings (2014-2022). A two-time Pro Bowl selection (2017-18), Thielen ranks 20th in receiving yards (6,682) league-wide since 2014. His 55 receiving touchdowns are tied for the eighth most among active players and his seven straight seasons with four-plus receiving touchdowns is tied for the third-longest active streak in the league.

EXP.	GP	GS
9	135	101

**SHY
TUTTLE**

99
DT

North Carolina native Shy Tuttle returns to his home state to play for the Panthers after spending his first four seasons in the league with the New Orleans Saints after being signed as an undrafted free agent (2019-2022). Tuttle appeared in 63 games for the Saints (33 starts), compiling 143 career total tackles. His 14 career passes defended is tied for the third most among NFC defensive linemen since entering the league in 2019. A native of Welcome, N.C., Tuttle is a graduate of North Davidson High School.

EXP.	GP	GS
5	63	33

NEW FACES

DeShawn
WILLIAMS

96
DT

Central, S.C. native and former Clemson standout, DeShawn Williams returns to his hometown for his first season in a Panther uniform. Williams enters his fifth season in the league, having spent the last three seasons with the Denver Broncos (2020-22). Over his career, Williams has tallied 115 total tackles and eight sacks. Last season for the Broncos, Williams appeared in 17 games (15 starts) and racked up 37 total tackles and a career-high 4.5 sacks.

<i>EXP.</i>	<i>GP</i>	<i>GS</i>
<i>5</i>	<i>50</i>	<i>34</i>

2023 DRAFT CLASS

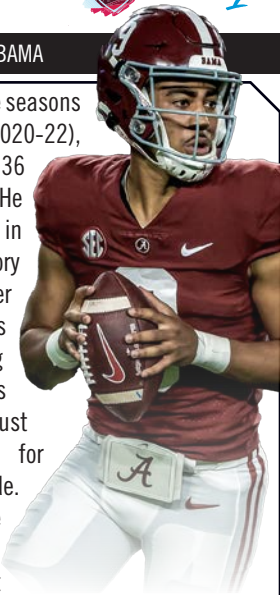
**BRUCE
YOUNG**



ROUND
ONE
1

QUARTERBACK | ALABAMA

Young played three seasons at Alabama (2020-22), appearing in 36 career games. He finished second in program history with 8,356 career passing yards and 80 passing touchdowns despite playing just three seasons for the Crimson Tide. Capped by the Heisman Trophy, in 2021, Young set the Alabama single-season marks for passing yards (4,872) and touchdowns (47). He also earned second team All-American and second team All-SEC honors in his final season with the Crimson Tide after throwing for 3,328 passing yards and 32 touchdowns.



**JONATHAN
MINGO**



ROUND
TWO
39

WIDE RECEIVER | MISSISSIPPI

Mingo played four seasons at Ole Miss (2019-22), appearing in 40 career games. During his time in Oxford, he amassed 1,758 yards on 112 receptions (15.7 avg.) and 12 touchdowns. As a senior, he earned all-SEC second team honors as voted on by the coaches after totaling a career-high 51 receptions for 861 yards (16.9 avg.) and five touchdowns. He owns Mississippi's school record for single-game receiving yards, where he posted 247 yards against Vanderbilt in his senior year.



2023 DRAFT CLASS

DT
JOHNSON



ROUND
THREE
80

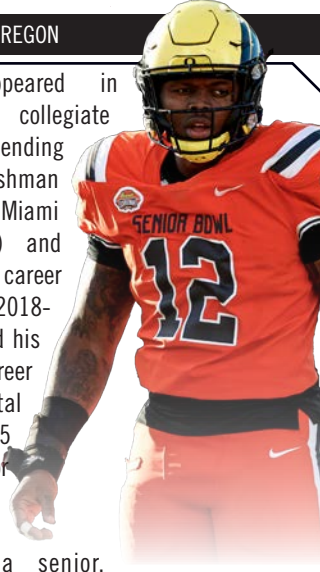
CHANDLER
ZAVALA



ROUND
FOUR
114

LINEBACKER | OREGON

Johnson appeared in 42 career collegiate games, spending his freshman year at Miami (Fla.) (2017) and finishing his career at Oregon (2018-22). He closed his collegiate career with 67 total tackles, 19.5 tackles for loss and nine sacks over six seasons. As a senior, he earned Coaches Pac-12 All-Conference honorable mention after posting career-highs in total tackles (39), tackles for loss (8.5) and sacks (6.0). As a redshirt sophomore, Johnson was one of two players in the nation with at least seven tackles, three tackles for loss, one sack and a forced fumble in a single game.



OFFENSIVE LINE | NC STATE

Zavala played his last two seasons at North Carolina State (2021-22) after beginning his career at Fairmont State (2017-19). He earned first-team All-Mountain East Conference honors during his final two seasons at Fairmont State where he started 21 games at left guard in that span. During his senior season at North Carolina State, he was named first-team All-ACC and Academic All-ACC after starting all 12 games.



2023 DRAFT CLASS

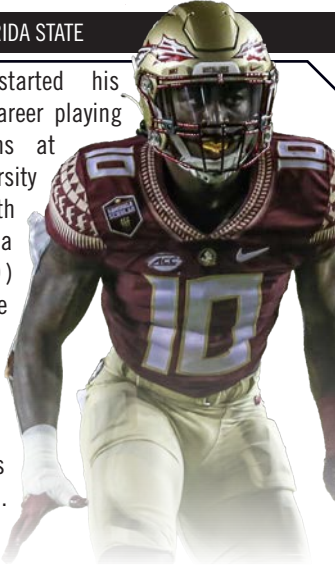
**JAMMIE
ROBINSON**



**ROUND
FIVE**
145

SAFETY | FLORIDA STATE

Robinson started his collegiate career playing two seasons at the University of South Carolina (2019-20) before transferring to Florida State for his final two seasons (2021-22). With the Gamecocks and Seminoles, he posted 319 career tackles, including 15.5 tackles for loss, one sack, seven interceptions, 16 pass breakups, three forced fumbles and one fumble recovery. He earned first-team All-ACC honors in both his junior and senior seasons at Florida State after leading the team in back-to-back seasons in tackles, totaling 85 in his junior season and 99 in his senior season.



2022 SEASON NOTES

BY THE NUMBERS

12.5

DE Brian Burns led the team and finished tied for eighth in the NFL with a career-high 12.5 sacks. Finishing just 2.5 sacks shy of the single-season franchise record, Burns has racked up 38.0 sacks in his four NFL seasons (second-most in franchise history).

570

Carolina set a new team record with 570 yards of total offense against the Lions in Week 16 (320 rushing, 250 passing). The previous record was 548 yards set by the Panthers in 2017 against Miami.

226

LS JJ Jansen moved into first place in team history with 226 games played after playing in every game for the 14th consecutive season since joining the Panthers in 2009. He surpassed John Kasay's record of 221 games played in Week 14 against Seattle.

19

Dating back to Week Eight, K Eddy Piñeiro connected on 19 consecutive field goals to end the season. Piñeiro finished the season connecting on 33 of 35 field goal attempts. His 94.3 field goal percentage was the second-highest in the NFL in 2022 and the second-highest in a single season in team history.

320

The Panthers set a team record in Week 16 against the Lions, rushing for 320 yards on 43 attempts (7.44 ypc). It was the second-most rushing yards by a team this season (PHI - 363 in Week 12), and tied for the 15th-most in the NFL since 2000.

39

PFWA All-NFC P Johnny Hekker set a team record and led the NFL with 39 punts inside the 20. The record was previously held by Todd Sauerbrun who had 35 punts inside the 20 in 2001.

2

After having 13 different starting lineups along the offensive line a season ago, the Panthers had just two different starting five combinations up front in 2022. The unit up front gave up just 36 sacks this season after the team allowed 52 the season before.

67

According to TruMedia.com stats, DT Derrick Brown tied the franchise record for tackles by a defensive lineman (67) in 2022. DE Mike Rucker set the record of 67 tackles in 2002.





17.6

Over the course of the last eight weeks of the season (Weeks 11-18), WR Terrace Marshall Jr. ranked third league-wide averaging 17.6 yards per reception.

SEASON HIGHLIGHTS

- DE Brian Burns was named a Pro Bowl starter for the second season in a row and garnered PFWA All-NFC honors after finishing tied for eighth in the NFL with a career-high 12.5 sacks and tying for seventh with 17 tackles for loss. Burns earned NFC Defensive Player of the Week in Week 12 against the Broncos, after recording two sacks, a forced fumble and a pass defended in a 23-10 victory.
- K Eddy Piñeiro ranked fourth in the NFL with a career-high 33 field goals, the second most in franchise history. Piñeiro ranked second in the NFL and in franchise history with a 94.3 field goal percentage. He tied for sixth in the NFL in points scored (129). Piñeiro garnered NFC Special Teams Player of the Week in Week 14 after connecting on all three of his field goal attempts (47, 32 and 39 yards) and three extra points in the Panthers 30-24 win over the Seahawks.
- The Panthers set a new team record, blocking four opponent field goal attempts in 2022. DE Yetur Gross-Matos tied a team record by blocking two field goal attempts. DE Henry Anderson recorded his fifth career blocked kick (FGs and XPs) which is tied for third in the NFL among active players. CB CJ Henderson blocked a kick in Week 18 against Tampa Bay to set the record.
- LB Shaq Thompson led the Panthers with a career-high 135 total tackles and became the fifth player in team history to amass 100 tackles in four consecutive seasons. Thompson recorded 10+ tackles in five games this season, bringing his career total to 22 games with at least 10+ tackles, the fourth-most in franchise history.
- LB Frankie Luvu set career-highs in nearly every defensive category, finishing with 111 total tackles, 19 tackles for loss and 7.0 sacks. His 19 tackles for loss are tied for the second-most in a single season in franchise history. Over the final nine weeks of the season, Luvu was the only player in the NFL to record 50+ tackles and 6.0 sacks.

2022 NFC SOUTH STANDINGS

	Win	Loss	Tie	PF	PA	PDiff
 Tampa Bay	8	9	0	313	358	-45
 Carolina	7	10	0	347	374	-27
 New Orleans	7	10	0	330	345	-15
 Atlanta	7	10	0	365	386	-21

NOTABLE 2022 INDIVIDUAL MILESTONES & RECORDS

53 *BRIAN BURNS*

FRANCHISE RECORDS SINGLE SEASON

- Became the 10th player in team history to record 10 or more sacks

SINGLE-SEASON CAREER HIGHS

- Sacks (12.5)
- Total tackles (63)
- Tackles for loss (17)
- Quarterback hits (22)

4 *EDDY PINEIRO*

FRANCHISE RECORDS SINGLE SEASON

- Second most field goals made (33)
- Second-highest field goal percentage (94.29)

SINGLE-SEASON CAREER HIGHS

- Longest field goal made (54 yards)
- Field goals made of 40+ (15)
- Points scored (129)

95 *DERRICK BROWN*

FRANCHISE RECORDS SINGLE SEASON

- Recorded 67 total tackles, tying Mike Rucker (67 in 2002) for the most tackles in a season by a Panthers defensive lineman.
- Recorded seven passes defended, tied for third most in a season by a Panthers defensive lineman.

SINGLE-SEASON CAREER HIGHS

- Total tackles (67)
- Solo tackles (30)
- Assists on tackles (37)
- Passes defended (7)

10 *JOHNNY HEKKER*

FRANCHISE RECORDS SINGLE SEASON

- Gross yard punting average (48.46)
- Net yard punting average (44.12)
- Punts Inside the 20 (39)

SINGLE-SEASON CAREER HIGHS

- Yards per punt (48.5)

44 *JJ JAANSEN*

FRANCHISE RECORDS CAREER

- Most career games played (226)

97 *YETUR GROSS-MATOS*

FRANCHISE RECORDS SINGLE SEASON

- Tied team record for most blocked field goals in a season (2)
- Third most opponent fumble recoveries (3)

7 *SHAQ THOMPSON*

FRANCHISE RECORDS CAREER

- Became the fifth player in team history to amass 100 tackles in four consecutive seasons.
- Recorded 10+ tackles in five games, bringing his career total to 22 games which ranks fourth in franchise history.

SINGLE-SEASON CAREER HIGHS

- Total tackles (135)
- Solo tackles (78)
- Assists on tackles (57)

49 *FRANKIE LUWU*

FRANCHISE RECORDS SINGLE SEASON


- Finished the season with 19 tackles for loss, tied for the second-most in franchise history in a single season.

SINGLE-SEASON CAREER HIGHS

- Total tackles (111)
- Solo tackles (76)
- Assists on tackles (35)
- Tackles for loss (19)
- Sacks (7.0)



PANTHERS COORDINATORS



**THOMAS
BROWN**

OFFENSIVE COORDINATOR



Thomas Brown is in his first season as offensive coordinator for the Carolina Panthers, joining the team after three seasons (2020-22) with the Rams, including the last two as assistant head coach. Brown initially joined Los Angeles as the running backs coach (2020) after nine seasons coaching in college.

Winning Super Bowl LVI with the Rams (2021), Brown was part of an offense that ranked seventh in the NFL in points scored (27.1 ppg) and ninth in total yards (372.1 ypg). Los Angeles was one of six teams with two running backs to rush for over 680 yards with Sony Michel totaling 845 rush yards and Darrell Henderson adding 688 yards. The previous season (2020), he oversaw a rushing attack that finished 10th in the league, averaging 126.1 rushing yards per game. The running back room was led by rookie Cam Akers who produced a team-best 625 yards.

Prior to his NFL career, Brown served as the running backs coach at the University of South Carolina (2019), where he oversaw a balanced rushing attack, which included two running backs with over 500 yards on the year.

Brown spent three seasons as the Miami Hurricanes' offensive coordinator and running backs coach (2016-18). The Canes rushed for 2,489 yards, an average of 5.2 yards per carry while scoring 25 rushing touchdowns (2018). Running back Travis Homer earned second-team All-ACC recognition despite taking over as the starting running back five games into the season (2017) and the previous year (2016), All-ACC back Mark Walton become the 11th running back in program history to rush for over 1,000 yards.

Brown returned to his alma mater, the University of Georgia (2015), where he coached a running backs group that featured future pros Sony Michel and Nick Chubb as the duo surpassed 1,900 combined rushing yards.

Prior to his stint at Georgia, Brown spent the 2014 season at the University of Wisconsin, coaching Heisman Trophy runner-up Melvin Gordon. Under Brown's leadership, Gordon posted the second-best season by a running back with 2,587 rushing yards and 32 total touchdowns. Gordon combined with fellow running back Corey Clement, also a future pro, to run for 3,536 yards on the year, breaking the single-season FBS record for rushing yards by teammates. Wisconsin's 6.91 yards per rushing attempt average in the 2014 season was the fourth-best mark in FBS history.

Before Wisconsin, Brown was a running backs coach at Marshall (2013) and the University of Tennessee-Chattanooga (2012). He started his coaching career as an assistant strength & conditioning coach at Georgia (2011).


As a pro, Brown was selected in the sixth round (No. 172 overall) of the 2008 NFL Draft by the Atlanta Falcons and spent the 2009 season with the Cleveland Browns before retiring to pursue coaching opportunities.

Brown played collegiately at Georgia, helping the Bulldogs to the 2005 SEC championship. He finished his career as the fifth-leading rusher in Georgia history with 2,646 career yards and led the team in rushing (2005-06). He totaled 26 touchdowns in his collegiate career, scoring rushing, receiving and on kickoff return.

A Tucker, Ga. native, Brown attended Tucker High School. He earned his bachelor's degree in speech communications from Georgia.

He and his wife, Jessica, have three children: Orlando, Tyson and Judah.

PANTHERS COORDINATORS



**EJIRO
EVERO**

DEFENSIVE COORDINATOR



Ejiro Evero is in his first season as defensive coordinator for the Carolina Panthers, joining the team after one season as the defensive coordinator for the Denver Broncos. Evero (full name pronounced: E-JAIR-oh E-VAIR-oh) brings 17 years of coaching experience, including 15 in the NFL, to the Panthers.

Under Evero's watch (2022), the Broncos defense ranked seventh in the NFL in total defense (320.0 yards per game), 10th in rushing defense, and second in opponent third down conversion percentage (34.1%). The team also finished in the top 10 in opponent points per drive (seventh – 1.71), opponent red zone touchdown rate (seventh – 51.1%), and defensive three-and-out percentage (fourth – 37.9%). The defense also ranked just outside the top 10 in a number of categories, including rushing yards per carry (11th – 4.26), pass defense (12th – 210.2 yards per game), and total takeaways (14th – 23).

A pair of Broncos' defensive backs – cornerback Patrick Surtain II and safety Justin Simmons – garnered postseason accolades. Surtain received first-team AP All-Pro honors and was named a starter for the AFC Pro Bowl team, while Simmons earned second-team AP All-Pro honors for his efforts.

Prior to Denver, Evero spent five seasons with the Los Angeles Rams, serving as secondary coach/pass game coordinator (2021) and safeties coach (2017-20).

During their Super Bowl-winning season (2021), Evero's secondary ranked tied for third in interceptions (19) and had 10 different players record at least one pick. Cornerback Jalen Ramsey and safety Taylor Rapp tied for the team lead in interceptions (4) and ranked tied for sixth in the NFC. Ramsey earned his second career Associated Press All-Pro selection and third career Pro Bowl.

Among playoff teams that season, the Rams allowed just 18.8 points per games and ranked second in total yards per game (282.3) and third in passing yards per contest (222.0) while generating at least one interception in each of the team's first three playoff games.

In 2020, Evero oversaw the back end of the league's top-ranked defense. The Rams ranked first in scoring defense (18.5), total yards per game (281.9), and passing yards per contest (190.7) while finishing in the Top 10 in sacks (second – 53) and rushing yards per game (third – 91.3).

As a defensive quality control coach for Green Bay (2016), Evero coached under then-Packers defensive coordinator and Dom Capers – whom he reunited with in Denver (2022) and Carolina (2023).

Evero spent the 2010 season coaching at the University of Redlands (Calif.), which is a member of NCAA Division III and the Southern California Intercollegiate Athletic Conference. He served as special teams coordinator/defensive backs coach and was part of a coaching staff that led the team to an 8-1 record that season.

In San Francisco for five seasons (2011-15), Evero started as a quality control coach (2011), before he worked as an offensive assistant (2012-13), switching sides of the ball as a defensive assistant (2014-15) for his final two years there.

Evero broke into the NFL as a defensive quality control coach for Tampa Bay for three seasons (2007-09). He began his coaching career as an assistant coach at his alma mater, the University of California-Davis (2005-06).

As a player, Evero a four-year letterman at UC Davis (1999-2000, '02-03), started at safety for three seasons. He was a two-time captain for the Aggies and was twice named a Division II All-American (2002-03).

In addition to his undergraduate degree, Evero earned his master's degree in business administration from National University (2006).

PANTHERS COORDINATORS



**CHRIS
TABOR**

SPECIAL TEAMS COORDINATOR

Chris Tabor is in his second season with the Carolina Panthers as the special teams coordinator. With 26 seasons of coaching experience, including 15 seasons in the NFL, Tabor engineered a significant turnaround in his first season (2022), helping the Panthers vault from 28th to fourth in Rick Gosselin's league-wide special teams rankings.

Among Tabor's specialists, kicker Eddy Piñeiro led all qualified NFL kickers with a field goal percentage of 94.3, second highest in franchise history, while his 33 field goals made also ranked second. Punter Johnny Hekker led the NFL with a franchise-record 39 punts inside the 20, while his net average of 44.1 yards per punt ranked third in the league.

The Panthers also led the NFL and set a franchise record with four blocked field goals and added a blocked extra point as well.

A special teams coordinator for Chicago (2018-21) and Cleveland (2011-17), Tabor entered the league as a special teams assistant with the Bears (2008).

Tabor coached a return specialist to the Pro Bowl in each of his seasons as coordinator in Chicago, as the Bears ranked fifth in yards per punt return (10.3) in that span and tied for sixth in the NFL with four special teams touchdowns. Chicago had top-10 finishes in total special teams EPA (expected points added) in both 2020 and 2021.

Jakeem Grant earned All Pro and Pro Bowl recognition (2021) after ranking third in the NFL with an 11.9-yard punt return average. His 97-yard return touchdown was the longest punt return score in Bears history. The year prior (2020), Cordarelle Patterson led all NFC kick returners for the second-straight season in both kick return average (29.1) and kick return yards (1,017). Patterson also set a franchise record with a 104-yard kickoff return touchdown. Kicker Cairo Santos (2020) also shined under Tabor, making 27 consecutive field goals, breaking Bears records in both consecutive single-season makes and overall consecutive makes spanning multiple seasons. Patterson earned the Pro Bowl nod (2019) after leading the league in kick return yards, while returner Tarik Cohen was picked for the Pro Bowl (2018) after leading the league in punt return yards.

In Cleveland, Tabor's unit was the only one in the NFL to have earned at least one AFC Special Teams Player of the Week award each season from 2011-2016. Kicker Phil Dawson and returner Joshua Cribbs earned Pro Bowl nods (2012). During his seven seasons with the Browns, he helped numerous players set NFL and franchise records. Punter Britton Colquitt set the Browns net punting average record in consecutive seasons with 40.3 (2016) and 40.6 (2017). In 2015, kicker Travis Coons set an NFL record with 18 consecutive field goals to start his career, while Andy Lee set a franchise record in punt average with 46.71.

Prior to joining the Browns, Tabor spent three seasons (2008-10) as assistant special teams coach with the Bears. During Tabor's first stint with the Bears, Chicago consistently ranked among the league leaders in numerous departments. The Bears ranked in the top five in no less than nine different special teams categories combined over that three-year period.


Prior to the NFL, Tabor spent two seasons at Western Michigan University (2006-07) as the running backs and special teams coach. He also spent four seasons at Utah State University (2002-05), where he was the running backs and special teams coach (2005) after being the Aggies' assistant head coach in charge of wide receivers (2002-04).

He was head coach Culver-Stockton College (2001), spent time as an assistant at the University of Missouri (1997-2000), getting his start at Central Methodist University (1995-96).

Tabor graduated from Benedictine College in Atchison, Kan., where he played four seasons at quarterback. He earned a master's degree in education from Columbia (Mo.) College. He and his wife, Nikki, have two daughters, Paityn and Lainey.



BANK OF AMERICA STADIUM



Located in the heart of uptown Charlotte, N.C., Bank of America Stadium is the premier destination for sports and entertainment in the Carolinas.

Opened in 1996, the stadium was once the home to just 10 professional football games per year. In 2022, the stadium played host to nearly 40 events. It is home to the NFL's Carolina Panthers and Charlotte's new Major League Soccer team, Charlotte FC. The stadium welcomes additional fans every year for many other exciting events, including the ACC Football Championship, college football kickoff and bowl games, international soccer matches, and concerts.

With the addition of the new sports and live entertainment options since David Tepper's purchase of the Panthers and Bank of America Stadium in 2018, the stadium has served as a primary driver for an increase in visits to Uptown Charlotte. In a six-day period in mid July 2022 (July 15-July 20) between two Garth Brooks concerts and the Charlotte FC/Chelsea FC match, Bank of America Stadium hosted more than 135,000 people.

The stadium has undergone extensive renovations over its lifetime. Most recently a privately-financed \$50 million project by Tepper Sports & Entertainment, completed in March 2022, that included the addition of a 211-foot-wide single LED screen along the stadium's Mint Street facade, an improved Lowe's East Gate leading to an upgraded main concourse with bars featuring 360-degree LED video boards, The Vault – a new premium club space, including field-level seating for events – soccer-specific locker rooms and a central player tunnel for Charlotte FC.

In addition to being a top sports and entertainment venue, Bank of America Stadium is a community asset. The stadium served as an early voting site in 2020 and 2022. In 2021, the stadium served as a mass vaccination site from January to May.

A COMMUNITY ASSET

Bank of America Stadium serves as a community asset for all. Several events that have occurred and are in the near future are highlighted below.

- Carolina Panthers and the American Heart Association host CPR training and education for Tepper Sports & Entertainment staff, players and PSL Owners Buffalo Bills Safety Damar Hamlin and AHA CEO Nancy Brown joined Nicole Tepper of Tepper Sports & Entertainment to inspire team.
- On August 18, the Carolina Panthers hosted the Keep Pounding High School Classic as state powers Northwestern HS (Rock Hill, S.C.) and Providence Day School (Charlotte, N.C.) played in the first-ever high school game at Bank of America Stadium.
- For the second season in a row, the Carolina Panthers hosted the CMS Girls High School Flag Football League Championship on May 13. Twenty-four high school teams participated in the spring league and all teams played their final games at Bank of America Stadium, culminating in the semi-final and championship games.
- On April 6, the Carolina Panthers lent a helping hand to nearby HBCU Johnson C. Smith and allowed the football team to utilize Bank of America Stadium for a spring practice. The university was replacing their field and reached out about the potential of using the stadium for a spring practice.
- ESPN recently announced the iconic "College GameDay" will roll into the Queen City for the season-opening clash held in Bank of America Stadium between the North Carolina Tar Heels and the South Carolina Gamecocks. College GameDay will be held at nearby Romare Bearden Park on September 2 ahead of the night's highly anticipated matchup.
- The stadium's summer concerts were kicked off in fashion this year with Luke Combs performing back-to-back nights on July 14-15. Bank of America Stadium welcomes performing artist, Beyonce, right before football season on August 9, 2023.
- In May, Bank of America Stadium welcomed more than 20 Charlotte-Mecklenburg Schools for the spring semester's esports and STEM championships. Schools competed in five different categories, testing their abilities in game and app development, as well as in multiple video games.

UNOFFICIAL DEPTH CHART

(As of September 12, 2023)

OFFENSE

WR	17 DJ Chark Jr.	88 Terrace Marshall Jr.	
LT	79 Ikem Ekwonu	61 <u>Ricky Lee</u>	
LG	70 Brady Christensen	66 <u>Nash Jensen</u>	
C	56 Bradley Bozeman	68 Cade Mays	
RG	62 <u>Chandler Zavala</u>	76 Calvin Throckmorton	
RT	72 Taylor Moton	74 David Sharpe	
TE	80 Ian Thomas	45 Giovanni Ricci	
TE	81 Hayden Hurst	82 Tommy Tremble	
WR	19 Adam Thielen	11 Ihmir Smith-Marsette	
WR	15 <u>Jonathan Mingo</u>	5 Laviska Shenault Jr.	
QB	9 <u>Bryce Young</u>	14 Andy Dalton	
RB	6 Miles Sanders	30 Chuba Hubbard	3 Raheem Blackshear

DEFENSE

DE	95 Derrick Brown	93 LaBryan Ray	
DT	99 Shy Tuttle	91 Nick Thurman	
DE	96 DeShawn Williams	93 LaBryan Ray	
OLB	0 Brian Burns	97 Yetur Gross-Matos	52 <u>DJ Johnson</u>
LB	49 Frankie Luvu	57 Chandler Wooten	53 <u>Claudin Chereelus</u>
LB	7 Shaq Thompson	54 Kamu Grugier-Hill	
OLB	50 Justin Houston	90 Amaré Barno	
CB	8 Jaycee Horn	13 Troy Hill	29 <u>D'Shawn Jamison</u>
CB	26 Donte Jackson	23 CJ Henderson	
S	25 Xavier Woods	22 <u>Jammie Robinson</u>	
S	24 Vonn Bell	42 Sam Franklin Jr.	
NCB	21 Jeremy Chinn	13 Troy Hill	

SPECIALISTS

KR	3 Raheem Blackshear	11 Ihmir Smith-Marsette	5 Laviska Shenault Jr.
PR	3 Raheem Blackshear	11 Ihmir Smith-Marsette	
LS	44 JJ Jansen		
H	10 Johnny Hekker		
P	10 Johnny Hekker		
K	4 Eddy Pineiro		

PRONUNCIATION GUIDE

Amaré Barno	uh-MARR-EE	Giovanni Ricci	Geo-von-ee REE-chee
Claudin Chereelus	SHER-uh-lus	Jammie Robinson	Jay-mee
Ikem Ekwonu	E-kem eck-WAHN-oo	Laviska Shenault Jr.	luh-VISK-uh shuh-nault
Yetur Gross-Matos	YEE-tore GROSE ma-TOSE	Ihmir Smith-Marsette	ah-MEER smith MARR-sett
Kamu Grugier-Hill	KAH-moo / GREW-jay HILL	Adam Thielen	MARR-lin
Chuba Hubbard	CHEW-ba	DeShawn Williams	DEE-shawn
Frankie Luvu	LOO-vo	Xavier Woods	ECK-zay-vee-er
Taylor Moton	MOAT-ton	Chandler Zavala	zuh-VAWL-uh
Eddy Pineiro	pin-YERO		

ALPHABETICAL ROSTER

NO.	NAME	POS	HT	WT	DOB	EXP	COLLEGE	HOMETOWN	HOW ACQ	GP	GS	DNP	IA
90	Barno, Amare	OLB	6-6	245	4/26/1999	2	Virginia Tech	Blythewood, S.C.	D6a-22	1	0	0	0
24	Bell, Vonn	S	5-11	215	12/12/1994	8	Ohio State	Rossville, Ga.	FA-23	1	1	0	0
3	Blackshear, Raheem	RB	5-9	190	6/5/1998	2	Virginia Tech	Philadelphia, PA	FA-22	1	0	0	0
56	Bozeman, Bradley	C	6-5	325	11/24/1994	6	Alabama	Roanoke, Ala.	UFA-22 BAL	1	1	0	0
95	Brown, Derrick	DE	6-5	320	4/15/1998	4	Auburn	Burford, Ga.	D1-20	1	1	0	0
0	Burns, Brian	OLB	6-5	250	4/23/1998	5	Florida State	Fort Lauderdale, Fla.	D1-19	1	1	0	0
17	Chark Jr., DJ	WR	6-4	205	9/23/1996	6	LSU	Alexandria, La.	FA-23	0	0	0	1
53	Cherulus, Claudin	LB	6-2	230	2/9/1999	R	Alcorn State	Golden Gate, Fla.	WW-23 NYJ	0	0	0	0
21	Chinn, Jeremy	S	6-3	220	2/26/1998	4	Southern Illinois	Fishers, Ind.	D2b-20	1	1	0	0
70	Christensen, Brady	G	6-6	300	9/27/1996	3	BYU	Bountiful, Utah	F3a-21	1	1	0	0
14	Dalton, Andy	QB	6-2	220	10/29/1987	13	TCU	Katy, Texas	D3a-23	0	0	1	0
79	Ekwonu, Ikem	T	6-4	320	10/31/2000	2	North Carolina State	Charlotte, N.C.	D1-22	1	1	0	0
42	Franklin Jr., Sam	S	6-3	210	2/2/1996	4	Temple	Crystal River, Fla.	FA-20	1	0	0	0
97	Gross-Matos, Yetur	OLB	6-5	265	2/26/1998	4	Penn State	Spotsylvania, Va.	D2a-20	1	0	0	0
54	Grugier-Hill, Kamu	LB	6-2	230	5/16/1994	8	Eastern Illinois	Papakolea, Hawaii	FA-23	1	0	0	0
10	Hekker, Johnny	P	6-5	225	2/8/1990	12	Oregon State	Bothell, Wash	UFA-22 LAR	1	0	0	0
23	Henderson, CJ	CB	6-1	205	9/30/1998	4	Florida	Miami, Fla.	TR-21 JAX	1	0	0	0
13	Hill, Troy	CB	5-11	180	8/29/1991	9	Oregon	Youngstown, Ohio	FA-23	1	0	0	0
8	Horn, Jaycee	CB	6-1	200	11/26/1999	3	South Carolina	Alpharetta, Ga.	D1-21	1	1	0	0
50	Houston, Justin	OLB	6-3	270	1/21/1989	13	Georgia	Statesboro, Ga.	FA-23	1	1	0	0
30	Hubbard, Chuba	RB	6-1	210	6/11/1999	3	Oklahoma State	Alberta, Canada	D4-21	1	0	0	0
81	Hurst, Hayden	TE	6-4	250	8/24/1993	6	South Carolina	Jacksonville, Fla.	FA-23	1	1	0	0
26	Jackson, Donte	CB	5-10	180	11/8/1995	6	Louisiana State	Metairie, La.	D2-18	1	1	0	0
29	Jamison, D'Shawn	DB	5-9	185	6/4/1999	R	Texas	Houston, Texas	WW-23 SF	0	0	0	0
44	Jansen, JJ	LS	6-2	235	1/20/1986	16	Notre Dame	Phoenix, Ariz.	TR-09 GB	0	0	0	0
66	Jensen, Nash	OL	6-4	329	5/7/1999	R	North Dakota State	Maple Grove, Minn.	FA-23	0	0	0	1
52	Johnson, DJ	OLB	6-4	260	10/21/1998	R	Oregon	Sacramento, Calif.	D3-23	0	0	0	0
61	Lee, Ricky	T	6-5	289	11/16/1999	R	North Carolina A&T	Jacksonville, Fla	FA-23	0	0	0	0
49	Luvu, Frankie	LB	6-3	235	9/19/1996	6	Washington State	Tafuna, American Samoa	FA-21	1	1	0	0
88	Marshall Jr., Terrace	WR	6-2	200	6/9/2000	3	Louisiana State	Bossier City, La.	D2-21	1	1	0	0
68	Mays, Cade	G	6-6	325	4/26/1999	2	Tennessee	Knoxville, Tenn	D6b-22	1	0	0	0
15	Mingo, Jonathan	WR	6-2	225	4/20/2001	R	Mississippi	Brandon, Miss.	D2-23	1	1	0	0
72	Moton, Taylor	T	6-5	325	8/14/1994	7	Western Michigan	Okemos, Mich.	D2b-17	1	1	0	0
4	Pineiro, Eddy	K	5-11	190	9/13/1995	4	Florida	Miami, FL	FA-22	1	0	0	0
93	Ray, LaBryan	DT	6-4	290	12/5/1997	1	Alabama	Madison, Ala.	FA-23	1	0	0	0
45	Ricci, Giovanni	TE	6-3	240	10/16/1996	3	Western Michigan	Loveland, Ohio	FA-20	1	0	0	0
22	Robinson, Jammie	S	5-11	195	1/24/2001	R	Florida State	Cordele, Ga.	D5-23	1	0	0	0
6	Sanders, Miles	RB	5-11	211	5/1/1997	5	Penn State	Pittsburgh, PA	FA-23	1	1	0	0
74	Sharpe, David	T	6-6	346	10/21/1995	5	Florida	Jacksonville, Fla.	FA-23	0	0	0	0
5	Shenault Jr., Laviska	WR	6-1	220	10/5/1998	4	Colorado	DeSoto, Texas	TR-22 JAX	1	0	0	0
11	Smith-Marssette, Ihmir	WR	6-1	185	8/29/1999	3	Iowa	Newark, N.J.	TR-23 KC	0	0	0	0
19	Thielen, Adam	WR	6-2	200	8/22/1990	10	Minnesota State	Detroit Lakes, MN	FA-23	1	1	0	0
80	Thomas, Ian	WR	6-4	260	6/6/1996	6	Indiana	Baltimore, Md.	D4a-18	1	0	0	0
7	Thompson, Shaq	OLB	6-0	230	4/21/1994	9	Washington	Sacramento, Calif.	D1-15	1	1	0	0
76	Throckmorton, Calvin	LB	6-5	309	8/16/1996	3	Oregon	Belleuve, Wash.	WW-23 NO	1	0	0	0
91	Thurman, Nick	DT	6-4	295	6/12/1995	2	Houston	Dallas, Texas	FA-23	0	0	0	0
82	Tremble, Tommy	TE	6-4	250	6/2/2000	3	Notre Dame	Peachtree Corners, Ga.	D3b-21	1	0	0	0
99	Tuttle, Shy	DE	6-3	300	10/20/1995	5	Tennessee	Welcome, N.C.	FA-23	1	1	0	0
96	Williams, DeShawn	DE	6-1	292	12/29/1992	5	Clemson	Central, S.C.	FA-23	1	0	0	0
25	Woods, Xavier	S	5-11	200	7/26/1995	7	Louisiana Tech	West Monroe, La.	UFA-22 MIN	1	1	0	0
57	Wooten, Chandler	LB	6-3	232	4/25/1999	2	Auburn	Acworth, Ga.	FA-22	1	0	0	0
9	Young, Bryce	QB	5-10	204	7/25/2001	R	Alabama	Pasadena, Calif.	D1-23	1	1	0	0
62	Zavala, Chandler	G	6-5	325	4/2/1999	R	North Carolina State	Boynton Beach, Fla	D4-23	1	1	0	0
Active/PUP (1)													
63	Corbett, Austin	G	6-4	305	9/5/1995	6	Nevada	Sparks, Nev.	UFA-22 LAR	0	0	0	0
Injured Reserve (4)													
94	Anderson, Henry	DE	6-6	300	8/3/1991	9	Stanford	Atlanta, Ga.	FA-22	0	0	0	0
18	Byrd, Damiere	WR	5-9	180	1/27/1993	8	South Carolina	Sicklerville, N.J.	FA-23	0	0	0	0
98	Haynes Sr., Marquis	OLB	6-2	235	12/16/1993	6	Mississippi	Jacksonville, Fla.	D4b-18	0	0	0	0
84	Sullivan, Stephen	TE	6-5	245	11/28/1996	2	Louisiana State	Donaldsonville, La.	FA-20	0	0	0	0
Practice Squad (15)													
32	Bootle, Dicaprio	CB	5-10	180	9/17/1997	1	Nebraska	Miami, Fla.	FA-23	0	0	0	0
77	Brown, Deonte	G	6-4	335	1/15/1998	3	Alabama	Decatur, Ala.	FA-22	0	0	0	0
41	Brown, Spencer	RB	6-0	220	11/13/1998	1	Alabama-Birmingham	Warrior, Ala.	FA-22	0	0	0	0
28	Corbin, Jashaun	RB	5-11	200	8/20/2000	1	Florida State	Rockledge, Fla.	FA-23	0	0	0	0
65	DiRenzo, J.D.	OL	6-6	315	7/27/1998	R	Rutgers	Hamptonton, N.J.	FA-23	0	0	0	0
40	Jones, Deion	LB	6-1	227	11/4/1994	7	LSU	New Orleans, La.	FA-23	0	0	0	0
46	Leota, Eku	OLB	6-4	257	5/11/1999	R	Auburn	Asheville, N.C.	FA-23	0	0	0	0
64	McCray, Justin	G	6-3	315	5/31/1992	7	Central Florida	Miami, Fla.	FA-23	0	0	0	0
37	Milton, Mark	CB	6-2	191	9/14/1999	R	Baylor	Houston, Texas	FA-23	0	0	0	0
20	Rowe, Eric	S	6-1	210	10/3/1992	9	Utah	Spring, Texas	FA-23	0	0	0	0
48	Thomas, Jordan	OLB	6-5	277	8/2/1996	3	Mississippi State	Sumral, Miss.	FA-23	0	0	0	0
27	Thomas-Oliver III, Stantley	CB	6-0	190	6/4/1998	4	Florida International	Punta Gorda, Fla.	D7-20	0	0	0	0
92	Williams, Raquan	DE	6-4	305	2/14/1997	2	Michigan State	Chicago, Ill.	FA-22	0	0	0	0
71	Wormley, Chris	DE	6-5	300	10/25/1993	6	Michigan	Toledo, Ohio	FA-23	0	0	0	0
83	Wright, Derek	WR	6-1	195	8/13/1998	1	Utah State	Sterling, Utah	FA-22	0	0	0	0

NUMERICAL ROSTER

NO.	NAME	POS	HT	WT	DOB	EXP	COLLEGE	HOMETOWN	HOW ACQ	GP	GS	DNP	IA
0	Burns, Brian	OLB	6-5	250	4/23/1998	5	Florida State	Fort Lauderdale, Fla.	D1-19	1	1	0	0
3	Blackshear, Raheem	RB	5-9	190	6/5/1998	2	Virginia Tech	Philadelphia, PA	FA-22	1	0	0	0
4	Pineiro, Eddy	K	5-11	190	9/13/1995	4	Florida	Miami, FL	FA-22	1	0	0	0
5	Shenault Jr., Laviska	WR	6-1	220	10/5/1998	4	Colorado	DeSoto, Texas	TR-22 JAX	1	0	0	0
6	Sanders, Miles	RB	5-11	211	5/1/1997	5	Penn State	Pittsburgh, PA	FA-23	1	1	0	0
7	Thompson, Shaq	LB	6-0	230	4/21/1994	9	Washington	Sacramento, Calif.	D1-15	1	1	0	0
8	Horn, Jaycee	CB	5-1	200	11/26/1999	3	South Carolina	Philadelphia, Pa.	D1-21	1	1	0	0
9	Young, Bryce	QB	5-10	204	7/25/2001	R	Alabama	Pasadena, Calif.	D1-23	1	1	0	0
10	Hekker, Johnny	P	6-5	225	2/8/1990	12	Oregon State	Bothell, Wash	UFA-22 LAR	1	0	0	0
11	Smith-Marsette, Ihmir	WR	6-1	185	8/29/1999	3	Iowa	Newark, N.J.	TR-23 KC	0	0	0	0
13	Hill, Troy	CB	5-11	180	8/29/1991	9	Oregon	Youngstown, Ohio	FA-23	1	0	0	0
14	Dalton, Andy	QB	6-2	220	10/29/1987	13	TCU	Katy, Texas	FA-23	0	0	1	0
15	Mingo, Jonathan	WR	6-2	225	10/20/2001	R	Mississippi	Brandon, Miss.	D2-23	1	1	0	0
17	Chark Jr., DJ	WR	6-4	205	9/23/1996	6	LSU	Alexandria, La.	FA-23	0	0	0	1
19	Thielen, Adam	WR	6-2	200	8/22/1990	10	Minnesota State	Detroit Lakes, MN	FA-23	1	1	0	0
21	Chinn, Jeremy	S	6-3	220	2/26/1998	4	Southern Illinois	Fishers, Ind.	D2b-20	1	1	0	0
22	Robinson, Jammie	S	5-11	195	1/24/2001	R	Florida State	Cordele, Ga.	D5-23	1	0	0	0
23	Henderson, CJ	CB	6-1	205	9/30/1998	4	Florida	Miami, Fla.	TR-21 JAX	1	0	0	0
24	Bell, Vonn	S	5-11	215	12/12/1994	8	Ohio State	Rossville, Ga.	FA-23	1	1	0	0
25	Woods, Xavier	S	5-11	200	7/26/1995	7	Louisiana Tech	West Monroe, La.	UFA-22 MIN	1	1	0	0
26	Jackson, Donte	CB	5-10	180	11/8/1995	6	Louisiana State	Metairie, La.	D2-18	1	1	0	0
29	Jamison, D'Shawn	DB	5-9	185	6/4/1999	R	Texas	Houston, Texas	WW-23 SF	0	0	0	0
30	Hubbard, Chuba	RB	6-1	210	6/11/1999	3	Oklahoma State	Alberta, Canada	D4-21	1	0	0	0
42	Franklin Jr., Sam	S	6-3	210	2/2/1996	4	Temple	Crystal River, Fla.	FA-20	1	0	0	0
44	Jansen, JJ	LS	6-2	235	1/20/1986	16	Notre Dame	Phoenix, Ariz.	TR-09 GB	1	0	0	0
45	Ricci, Giovanni	TE	6-3	240	10/16/1996	3	Western Michigan	Loveland, Ohio	FA-20	1	0	0	0
49	Luvu, Frankie	LB	6-3	235	9/19/1996	6	Washington State	Tafuna, American Samoa	FA-21	1	0	0	0
50	Houston, Justin	OLB	6-3	270	1/21/1989	13	Georgia	Statesboro, Ga.	FA-23	1	1	0	0
52	Johnson, DJ	OLB	6-4	260	10/21/1998	R	Oregon	Sacramento, Calif.	D3-23	0	0	0	0
53	Cherelus, Claudin	LB	6-2	230	2/9/1999	R	Alcorn State	Golden Gate, Fla.	WW-23 NYJ	1	0	0	0
54	Grugier-Hill, Kamu	LB	6-2	230	5/16/1994	8	Eastern Illinois	Papakolea, Hawaii	FA-23	1	0	0	0
56	Bozeman, Bradley	C	6-5	325	11/24/1994	6	Alabama	Roanoke, Ala.	UFA-22 BAL	1	1	0	0
57	Wooten, Chandler	LB	6-3	232	4/25/1999	2	Auburn	Acworth, Ga.	FA-22	1	0	0	0
61	Lee, Ricky	T	6-5	289	11/16/1999	R	North Carolina A&T	Jacksonville, Fla.	FA-23	0	0	0	0
62	Zavala, Chandler	G	6-5	325	4/26/1999	R	North Carolina State	Boynton Beach, Fla	D4-23	1	1	0	0
66	Jensen, Nash	OL	6-4	329	5/7/1999	R	North Dakota State	Maple Grove, Minn.	FA-23	0	0	0	1
68	Mays, Cade	G	6-6	325	4/26/1999	2	Tennessee	Knoxville, Tenn	D6b-22	1	0	0	0
70	Christensen, Brady	G	6-6	300	9/27/1996	3	BYU	Bountiful, Utah	D3a-21	1	1	0	0
72	Moton, Taylor	T	6-5	325	8/14/1994	7	Western Michigan	Okemos, Mich.	D2b-17	1	1	0	0
74	Sharpe, David	T	6-6	346	10/21/1995	5	Florida	Jacksonville, Fla.	FA-23	0	0	0	0
76	Throckmorton, Calvin	OL	6-5	309	8/16/1996	3	Oregon	Belleuve, Wash.	WW-23 NO	1	0	0	0
79	Ekwonu, Ikem	T	6-4	320	10/31/2000	2	North Carolina State	Charlotte, N.C.	D1-22	1	1	0	0
80	Thomas, Ian	TE	6-4	260	6/6/1996	6	Indiana	Baltimore, Md.	D4a-18	1	0	0	0
81	Hurst, Hayden	TE	6-4	250	8/24/1993	6	South Carolina	Jacksonville, Fla.	FA-23	1	1	0	0
82	Tremble, Tommy	TE	6-4	250	6/2/2000	3	Notre Dame	Peachtree Corners, Ga.	D3b-21	1	0	0	0
88	Marshall Jr., Terrace	WR	6-2	200	6/9/2000	3	Louisiana State	Bossier City, La.	D2-21	1	1	0	0
90	Barno, Amaré	OLB	6-6	245	4/26/1999	2	Virginia Tech	Blythewood, S.C.	D6a-22	1	0	0	0
91	Thurman, Nick	DT	6-4	295	6/12/1995	2	Houston	Dallas, Texas	FA-23	0	0	0	0
93	Ray, LaBryan	DT	6-4	290	12/5/1997	1	Alabama	Madison, Ala.	FA-23	1	0	0	0
95	Brown, Derrick	DE	6-5	320	4/15/1998	4	Auburn	Burford, Ga.	D1-20	1	1	0	0
96	Williams, DeShawn	DE	6-1	292	12/29/1992	5	Clemson	Central, S.C.	FA-23	1	0	0	0
97	Gross-Matos, Yetur	OLB	6-5	265	2/26/1998	4	Penn State	Spotsylvania, Va.	D2a-20	1	0	0	0
99	Tuttle, Shy	DE	6-3	300	10/20/1995	5	Tennessee	Welcome, N.C.	FA-23	1	1	0	0
Active/PUP (1)													
63	Corbett, Austin	G	6-4	305	9/5/1995	6	Nevada	Sparks, Nev.	UFA-22 LAR	0	0	0	0
Injured Reserve (4)													
18	Byrd, Damiere	WR	5-9	180	1/27/1993	8	South Carolina	Sicklerville, N.J.	FA-23	0	0	0	0
84	Sullivan, Stephen	TE	6-5	245	11/28/1996	2	Louisiana State	Donaldsonville, La.	FA-20	0	0	0	0
94	Anderson, Henry	DE	6-6	300	8/3/1991	9	Stanford	Atlanta, Ga.	FA-22	0	0	0	0
98	Haynes Sr., Marquis	OLB	6-2	235	12/16/1993	6	Mississippi	Jacksonville, Fla.	D4b-18	0	0	0	0
Practice Squad (15)													
20	Rowe, Eric	S	6-1	210	10/3/1992	9	Utah	Spring, Texas	FA-23	0	0	0	0
27	Thomas-Oliver III, Stantley	CB	6-0	190	6/4/1998	4	Florida International	Punta Gorda, Fla.	D7-20	0	0	0	0
28	Corbin, Jashaun	RB	5-11	200	8/20/2000	1	Florida State	Rockledge, Fla.	FA-23	0	0	0	0
32	Bootle, Dicaprio	CB	5-10	180	9/17/1997	1	Nebraska	Miami, Fla.	FA-23	0	0	0	0
37	Milton, Mark	CB	6-2	191	9/14/1999	R	Baylor	Houston, Texas	FA-23	0	0	0	0
40	Jones, Deion	LB	6-1	227	11/4/1994	7	LSU	New Orleans, La.	FA-23	0	0	0	0
41	Brown, Spencer	RB	6-0	220	11/13/1998	1	Alabama-Birmingham	Warrior, Ala.	FA-22	0	0	0	0
46	Leota, Eku	OLB	6-4	257	5/11/1999	R	Auburn	Asheville, N.C.	FA-23	0	0	0	0
48	Thomas, Jordan	OLB	6-5	277	8/2/1996	3	Mississippi State	Sumral, Miss.	FA-23	0	0	0	0
64	McCray, Justin	G	6-3	315	5/31/1992	7	Central Florida	Miami, Fla.	FA-23	0	0	0	0
65	DiRenzo, J.D.	OL	6-6	315	7/27/1998	R	Rutgers	Hammonton, N.J.	FA-23	0	0	0	0
71	Wormley, Chris	DE	6-5	300	10/25/1993	6	Michigan	Toledo, Ohio	FA-23	0	0	0	0
77	Brown, Deonte	G	6-4	335	1/15/1998	3	Alabama	Decatur, Ala.	FA-22	0	0	0	0
83	Wright, Derek	WR	6-1	195	8/13/1998	1	Utah State	Sterling, Utah	UFA-22	0	0	0	0
92	Williams, Raequan	DE	6-4	305	2/14/1997	2	Michigan State	Chicago, IL	FA-22	0	0	0	0

POSITIONAL ROSTER

NO.	NAME	POS.	HT.	WT.	AGE	EXP.	COLLEGE	HOMETOWN	HOW ACQ.
QUARTERBACKS (2)									
9	Young, Bryce	QB	5-10	204	22	R	Alabama	Pasadena, Calif.	D1-23
14	Dalton, Andy	QB	6-2	220	35	13	TCU	Katy, Texas	FA-23
RUNNING BACKS (5)									
3	Blackshear, Raheem	RB	5-9	190	25	2	Virginia Tech	Philadelphia, PA	FA-22
6	Sanders, Miles	RB	5-11	211	26	5	Penn State	Pittsburgh, PA	FA-23
28	Corbin, Jackson (PS)	RB	5-11	200	23	1	Florida State	Rockledge, Fla.	FA-23
30	Hubbard, Chuba	RB	6-1	210	24	3	Oklahoma State	Alberta, Canada	D4-21
41	Brown, Spencer (PS)	RB	6-0	220	24	1	Alabama-Birmingham	Warrior, Ala.	FA-22
WIDE RECEIVERS (8)									
5	Shenault Jr., Laviska	WR	6-1	220	24	4	Colorado	DeSoto, Texas	TR-22 JAC
11	Smith-Marssette, Ihmir	WR	6-1	185	24	3	Iowa	Newark, N.J.	TR-23 KCX
15	Mingo, Jonathan	WR	6-2	225	22	R	Mississippi	Brandon, Miss.	D2-23
17	Clark Jr., D.	WR	6-4	205	26	6	LSU	Alexandria, La.	FA-23
18	Byrd, Damere (IR)	WR	5-9	180	30	8	South Carolina	Sicklerville, N.J.	FA-23
19	Thielen, Adam	WR	6-2	200	33	10	Minnesota State	Detroit Lakes, MN	FA-23
83	Wright, Derek (PS)	WR	6-1	195	25	1	Utah State	Sterling, Utah	FA-22
88	Marshall Jr., Terrace	WR	6-2	200	23	3	Louisiana State	Bossier City, La.	D2-21
TIGHT ENDS (5)									
45	Ricci, Giovanni	TE	6-3	240	26	3	Western Michigan	Loveland, Ohio	FA-20
80	Thomas, Ian	TE	6-4	260	27	6	Indiana	Baltimore, Md.	D4a-18
81	Hurst, Hayden	TE	6-4	250	30	6	South Carolina	Jacksonville, Fla.	FA-23
82	Tremble, Tommy	TE	6-4	250	23	3	Notre Dame	Peachtree Corners, Ga.	D3b-21
84	Sullivan, Stephen (IR)	TE	6-5	245	26	2	Louisiana State	Donaldsonville, La.	FA-20
OFFENSIVE LINE (14)									
56	Bozeman, Bradley	C	6-5	325	28	6	Alabama	Roanoke, Ala.	UFA-22 BAL
61	Lee, Ricky	T	6-5	289	23	R	North Carolina A&T	Jacksonville, Fla.	FA-23
62	Zavala, Chandler	G	6-5	325	24	R	North Carolina State	Boytton Beach, Fla.	D4-23
63	Corbett, Austin (PUP)	G	6-3	305	28	6	Nevada	Sparks, Nev.	UFA-22 LAR
64	McCray, Justin (PS)	G	6-3	315	31	7	Central Florida	Miami, Fla.	FA-23
65	DiRenzo, J.D. (PS)	OL	6-6	315	25	R	Rutgers	Hammonont, N.J.	FA-23
66	Jensen, Nash	OL	6-4	329	24	R	North Dakota State	Maple Grove, Minn.	FA-23
68	Mays, Cade	G	6-6	325	24	2	Tennessee	Knoville, Tenn	D6b-22
70	Christensen, Brady	G	6-6	300	26	3	BYU	Bountiful, Utah	D3a-21
72	Moton, Taylor	T	6-5	325	29	7	Western Michigan	Okemos, Mich.	D2b-17
74	Sharpe, David	T	6-6	346	27	5	Florida	Jacksonville, Fla.	FA-23
76	Throckmorton, Calvin	OL	6-5	309	27	3	Oregon	Bellevue, Wash.	WV-23 NO
77	Brown, Deonte (PS)	G	6-4	335	25	3	Alabama	Deaton, Ala.	FA-22
79	Ekwonu, Ikem	T	6-4	320	22	2	North Carolina State	Charlotte, N.C.	D1-22
LINEBACKERS (14)									
0	Burns, Brian	OLB	6-5	250	25	5	Florida State	Fort Lauderdale, Fla.	D1-19
7	Thompson, Shaq	LB	6-0	230	29	9	Washington	Sacramento, Calif.	D1-15
40	Jones, Deion (PS)	LB	6-1	227	28	7	LSU	New Orleans, La.	FA-23
46	Leota, Eku (PS)	OLB	6-4	257	24	R	Auburn	Asheville, N.C.	FA-23
48	Thomas, Jordan (PS)	OLB	6-5	277	27	3	Mississippi State	Sumral, Miss.	FA-23
49	Luvu, Frankie	LB	6-3	235	26	6	Washington State	Tafuna, American Samoa	FA-21
50	Houston, Justin	OLB	6-3	270	34	13	Georgia	Statesboro, Ga.	FA-23
52	Johnson, DJ	LB	6-4	260	24	R	Oregon	Sacramento, Calif.	D5-23
53	Cherelus, Claudin	OLB	6-2	230	24	8	Alcorn State	Golden Gate, Fla.	WV-23 NVJ
64	Grujter-Hill, Kamu	LB	6-2	230	29	R	Eastern Illinois	Papaikoa, Hawaii	FA-23
57	Wooten, Chandler	LB	6-3	232	24	2	Auburn	Acworth, Ga.	FA-22
90	Barno, Amaré	OLB	6-6	245	24	2	Virginia Tech	Blythewood, S.C.	D6a-22
97	Gross-Matos, Yetur	OLB	6-5	265	25	4	Penn State	Spotsylvania, Va.	D2a-20
98	Haynes Sr., Marquis (IR)	OLB	6-2	235	29	6	Mississippi	Jacksonville, Fla.	D4b-18
DEFENSIVE BACKS (14)									
8	Horn, Jaycee	CB	6-1	200	23	3	South Carolina	Alpharetta, Ga.	D1-21
13	Hill, Troy	CB	5-11	180	32	9	Oregon	Youngstown, Ohio	FA-23
20	Rowe, Eric (PS)	S	6-1	210	30	9	Utah	Spring, Texas	FA-23
21	China, Jeremy	S	6-3	220	25	4	Southern Illinois	Fishers, Ind.	D2b-20
22	Robinson, Jammie	S	5-11	195	22	R	Florida State	Cordele, Ga.	D5-23
23	Henderson, CJ	CB	6-1	205	24	4	Florida	Miami, Fla.	TR-21 JAX
24	Bell, Vonn	S	5-11	215	28	8	Ohio State	Rossville, Va.	FA-23
25	Woods, Xavier	S	5-11	200	28	7	Louisiana Tech	West Monroe, La.	UFA-22 MIN
26	Jackson, Donte	CB	5-10	180	27	6	Louisiana State	Metairie, La.	D2-18
27	Thomas-Oliver III, Stanley (PS)	CB	6-0	190	25	4	Florida International	Punta Gorda, Fla.	D7-20
29	Jamison, D'Shawn	DB	5-9	185	24	R	Texas	Houston, Texas	WV-23 SF
32	Bootle, Dicaprio (PS)	CB	5-10	180	25	1	Nebraska	Miami, Fla.	FA-23
37	Milton, Mark (PS)	CB	6-2	191	23	R	Baylor	Houston, Texas	FA-23
42	Franklin Jr., Sam	S	6-3	210	27	4	Temple	Crystal River, Fla.	FA-20
DEFENSIVE LINE (8)									
71	Wormley, Chris (PS)	DE	6-5	300	29	6	Michigan	Toledo, Ohio	FA-23
91	Thurman, Nick	DT	6-4	295	28	2	Houston	Dallas, Texas	FA-23
92	Williams, Raequan (PS)	DE	6-4	305	26	2	Michigan State	Chicago, IL	FA-22
93	Ray, LaBryan	DT	6-4	290	25	1	Alabama	Madison, Ala.	FA-23
94	Anderson, Henry (IR)	DE	6-6	300	32	9	Stanford	Atlanta, Ga.	FA-22
95	Brown, Derrick	DE	6-5	320	25	4	Auburn	Burford, Ga.	D1-20
96	Williams, DeShawn	DE	6-1	292	30	5	Clemson	Central, S.C.	FA-23
99	Tuttle, Shy	DE	6-3	300	27	5	Tennessee	Welcome, N.C.	FA-23
SPECIALISTS (3)									
4	Pineiro, Eddy	K	5-11	190	27	4	Florida	Miami, FL	FA-22
10	Hekker, Johnny	P	6-5	225	33	12	Oregon State	Bothell, Wash	UFA-22 LAR
44	Jansen, JJ	LS	6-2	235	37	16	Notre Dame	Phoenix, Ariz	TR-09 GB

HOW BUILT

YEAR	DRAFTEES (20)	FREE AGENTS (10)	COLLEGE FREE AGENTS (3)	TRADES/WAIVERS (3)	PRACTICE SQUAD (0)	SUP. DRAFT (0)
2009				LS JJ Jansen (TR-09 GB)		
2015	LB Shaq Thompson (1)					
2017	T Taylor Moton (2)					
2018	CB Donte Jackson (2) TE Ian Thomas (4)					
2019	OLB Brian Burns (1)					
2020	DE Derrick Brown (1) OLB Yetur Gross-Matos (2) S Jeremy Chinn (2b)		S Sam Franklin Jr. (FA-20) TE Giovanni Ricci (FA-20)			
2021	CB Jaycee Horn (1) WR Terrace Marshall Jr. (2) G Brady Christensen (3) TE Tommy Tremble (3) RB Chuba Hubbard (4)	LB Frankie Luvu (FA-21)		CB CJ Henderson (TR-21 JAX)		
2022	T Ikem Ekwonu (1) OLB Amaré Barno (6) G Cade Mays (6b)	C Bradley Bozeman (UFA-22 BAL) P Johnny Hekker (UFA-22 LAR) K Eddy Pineiro (FA-22)	LB Chandler Wooten (FA-22)	WR Laviska Shenault Jr. (TR-22 JAX)		
2023	QB Bryce Young (1) WR Jonathan Mingo (2) G Chandler Zavala (4) S Jammie Robinson (5)	S Vonn Bell (FA-23) WR DJ Chark Jr. (FA-23) LB Kamu Grugier-Hill (FA-23) TE Hayden Hurst (FA-23) T Ricky Lee (FA-23) T David Sharpe (FA-23)				

TRANSACTIONS

DATE	POS.	NAME	TRANSACTION	DATE	POS.	NAME	TRANSACTION
11-Sep	LB	Deion Jones	Signed to practice squad	16-Aug	CB	Collin Duncan	Signed
11-Sep	DE	Chris Wormley	Signed to practice squad	16-Aug	WR	Damiere Byrd	Placed on injured reserve
11-Sep	DL	Taylor Stallworth	Released from practice squad	8-Aug	K	Matthew Wright	Signed
11-Sep	CB	Dicaprio Bootle	Signed to practice squad	8-Aug	T	BJ Wilson	Waived
11-Sep	T	David Sharpe	Signed to active roster from practice squad	8-Aug	DE	Jalen Redmond	Waived
				8-Aug	OLB	Justin Houston	Signed
8-Sep	LB	Chandler Wooten	Signed to active roster	4-Aug	CB	Mac McCain	Signed
5-Sep	WR	Dezmon Patmon	Signed to practice squad	4-Aug	CB	Colby Richardson	Waived
4-Sep	OLB	Marquis Haynes Sr.	Placed on injured reserve	1-Aug	OLB	Arron Mosby	Waived
1-Sep	RB	Jashaun Corbin	Signed to practice squad	1-Aug	DT	John Penisini	Waived-Failed Physical
1-Sep	OT	David Sharpe	Signed to practice squad	31-Jul	DE	Nick Thurman	Signed
31-Aug	LB	Chandler Wooten	Signed to practice squad	31-Jul	LB	Deion Jones	Signed
31-Aug	WR	Derek Wright	Signed to practice squad	31-Jul	DT	LaBryan Ray	Signed
31-Aug	TE	Stephen Sullivan	Placed on injured reserve	31-Jul	DT	Bravvion Roy	Waived
30-Aug	OL	Justin McCray	Signed to practice squad	29-Jul	QB	Jake Luton	Signed
30-Aug	OL	Deonte Brown	Signed to practice squad	28-Jul	RB	Tiyon Evans	Waived
30-Aug	OL	J.D. DiRenzo	Signed to practice squad	26-Jul	WR	Javon Wims	Signed
30-Aug	RB	Spencer Brown	Signed to practice squad	26-Jul	WR	Marquez Stevenson	Waived
30-Aug	DL	Raequan Williams	Signed to practice squad	30-Jun	S	Myles Dorn	Waived
30-Aug	DL	Taylor Stallworth	Signed to practice squad	30-Jun	DT	Taylor Stallworth	Signed
30-Aug	OLB	Ekua Leota	Signed to practice squad	15-Jun	S	Josh Thomas	Claimed off waivers
30-Aug	OLB	Jordan Thomas	Signed to practice squad	15-Jun	CB	Greg Mabin	Signed
30-Aug	S	Eric Rowe	Signed to practice squad	15-Jun	S	Vernon Scott	Waived
30-Aug	CB	Stantley Thomas-Oliver	Signed to practice squad	12-Jun	DT	Jalen Dalton	Waived
30-Aug	CB	Mark Milton	Signed to practice squad	8-Jun	DT	Jalen Dalton	Claimed off waivers
30-Aug	CB	D'Shawn Jamison	Claimed off waivers (San Francisco)	8-Jun	RB	Tiyon Evans	Claimed off waivers
30-Aug	LB	Claudin Chereus	Claimed off waivers (New York Jets)	18-May	QB	Jacob Eason	Waived
30-Aug	G	Calvin Throckmorton	Claimed off waivers (New Orleans)	18-May	WR	Preston Williams	Waived
29-Aug	OT	Cameron Erving	Terminated vested veteran	16-May	S	Nico Bolden	Waived
29-Aug	CB	Greg Mabin	Terminated vested veteran	16-May	LB	Ace Eley	Signed to active roster
29-Aug	DT	Taylor Stallworth	Terminated vested veteran	16-May	OLB	Jordan Thomas	Signed to active roster
29-Aug	DE	Henry Anderson	Placed on injured reserve	16-May	WR	Marquez Stevenson	Signed to active roster
29-Aug	OL	Austin Corbett	Placed on reserve/PUP	16-May	DB	Vernon Scott	Signed to active roster
29-Aug	T	Cameron Erving	Terminated vested veteran	16-May	WR	Gary Jennings	Signed to active roster
29-Aug	CB	Greg Mabin	Terminated vested veteran	16-May	DE	Antwan Jackson	Signed to active roster
29-Aug	DT	Taylor Stallworth	Terminated vested veteran	15-May	T	B.J. Wilson	Signed to active roster
29-Aug	RB	Spencer Brown	Waived	12-May	CB	Rejzohn Wright	Signed to active roster
29-Aug	WR	Shi Smith	Waived	12-May	WR	Josh Vann	Signed to active roster
29-Aug	WR	Javon Wims	Waived	12-May	RB	Cameron Peoples	Signed to active roster
29-Aug	WR	Josh Vann	Waived	12-May	ILB	Bumper Pool	Signed to active roster
29-Aug	OL	Justin McCray	Waived	12-May	S	Nico Bolden	Signed to active roster
29-Aug	OL	Michael Jordan	Waived	12-May	CB	Colby Richardson	Signed to active roster
29-Aug	OL	Deonte Brown	Waived	12-May	OL	J.D. DiRenzo	Signed to active roster
29-Aug	OL	Sam Tecklenburg	Waived	12-May	OLB	Ekua Leota	Signed to active roster
29-Aug	OL	J.D. DiRenzo	Waived	12-May	G	Nash Jensen	Signed to active roster
29-Aug	DL	Raequan Williams	Waived	12-May	T	Ricky Lee	Signed to active roster
29-Aug	OLB	Kobe Jones	Waived	12-May	DL	Jalen Redmond	Signed to active roster
29-Aug	OLB	Ekua Leota	Waived	12-May	CB	Mark Milton	Signed to active roster
29-Aug	OLB	Jordan Thomas	Waived	11-May	OL	Michael Jordan	Signed free agent
29-Aug	LB	Deion Jones	Waived	10-May	LB	DJ Johnson	Agreed to terms
29-Aug	LB	Brandon Smith	Waived	9-May	T	Cam Erving	Agreed to terms
29-Aug	LB	Ace Eley	Waived	8-May	G	Chandler Zavala	Agreed to terms
29-Aug	S	Eric Rowe	Waived	2-May	S	Jammie Robinson	Agreed to terms
29-Aug	CB	Keith Taylor Jr.	Waived	14-Apr	WR	Damiere Byrd	Signed unrestricted free agent
29-Aug	CB	Stantley Thomas-Oliver	Waived	12-Apr	DB	Eric Rowe	Signed unrestricted free agent
29-Aug	CB	Herb Miller	Waived	10-Apr	DT	John Penisini	Signed unrestricted free agent
29-Aug	CB	Mac McCain	Waived	4-Apr	LB	Kamu Grugier-Hill	Signed unrestricted free agent
29-Aug	CB	Mark Milton	Waived	30-Mar	WR	DJ Chark	Signed unrestricted free agent
28-Aug	WR	Ihmir Smith-Marsette	Acquired via trade	22-Mar	RB	Miles Sanders	Signed unrestricted free agent
26-Aug	QB	Jake Luton	Waived	21-Mar	WR	Adam Thielen	Signed unrestricted free agent
26-Aug	RB	Cameron Peoples	Waived	21-Mar	G	Justin McCray	Signed unrestricted free agent
26-Aug	WR	Gary Jennings	Waived	20-Mar	S	Vonn Bell	Signed unrestricted free agent
26-Aug	WR	CJ Saunders	Waived	17-Mar	DT	DeShawn Williams	Signed unrestricted free agent
26-Aug	T	Larnel Coleman	Waived	17-Mar	QB	Andy Dalton	Signed unrestricted free agent
26-Aug	DL	Antwan Jackson	Waived	17-Mar	DT	Shy Tuttle	Signed unrestricted free agent
26-Aug	LB	Bumper Pool	Waived	16-Mar	TE	Hayden Hurst	Signed unrestricted free agent
26-Aug	S	Collin Duncan	Waived	14-Mar	C	Pat Elflein	Released from active roster
26-Aug	S	Josh Thomas	Waived	13-Mar	C	Bradley Bozeman	Agreed to terms
26-Aug	CB	Rejzohn Wright	Waived	13-Mar	S	Sam Franklin	Tendered offer
26-Aug	K	Matthew Wright	Waived	20-Feb	LS	JJ Jansen	Resigned to active roster
22-Aug	CB	Troy Hill	Signed	24-Jan	QB	Jacob Eason	Signed to reserve/future contract
21-Aug	DL	Marquan McCall	Waived	18-Jan	S	Myles Dorn	Signed to reserve/future contract

TRANSACTIONS

DATE	POS.	NAME	TRANSACTION	DATE	POS.	NAME	TRANSACTION
10-Jan	CB	Herb Miller	Signed to reserve/future contract	11-Oct	LB	Julian Stanford	Terminated vested veteran
9-Jan	TE	Giovanni Ricci	Signed as exclusive rights free agent	5-Oct	S	Justin Burris	Signed to active squad
9-Jan	TE	Stephen Sullivan	Signed as exclusive rights free agent	5-Oct	S	Kenny Robinson	Signed to practice squad
9-Jan	LB	Arron Mosby	Signed to reserve/future contract	5-Oct	S	Jeremy Chinn	Placed on Injured reserve
9-Jan	DT	Raequan Williams	Signed to reserve/future contract	28-Sep	LB	Arron Mosby	Signed to practice squad
9-Jan	DE	Kobe Jones	Signed to reserve/future contract	27-Sep	DT	Daviyon Nixon	Signed to active roster
9-Jan	WR	Derek Wright	Signed to reserve/future contract	26-Sep	LB	Arron Mosby	Waived
9-Jan	WR	C.J. Saunders	Signed to reserve/future contract	22-Sep	RB	Raheem Blackshear	Signed
9-Jan	RB	Spencer Brown	Signed to reserve/future contract	21-Sep	DL	Frank Herron	Signed to practice squad
9-Jan	OL	Deonte Brown	Signed to reserve/future contract	20-Sep	DT	Brawlion Roy	Placed on Injured reserve
2-Jan	CB	Jaycee Horn	Placed on injured reserve	13-Sep	TE	Josh Babicz	Signed to practice squad
31-Dec	WR	Andre Roberts	Activated from injured reserve	13-Sep	K	Taylor Bertolet	Released from practice squad
26-Dec	CB	Josh Norman	Signed to practice squad	9-Sep	K	Taylor Bertolet	Signed to practice squad
23-Dec	CB	Justin Layne	Placed on reserve/did not report	9-Sep	TE	Josh Babicz	Released from practice squad
21-Dec	CB	Justin Layne	Claimed off waivers	6-Sep	DT	Daviyon Nixon	Signed to practice squad
20-Dec	WR	Andre Roberts	Designated to return from IR	6-Sep	DE	Drew Jordan	Released from practice squad
20-Dec	CB	Tae Hayes	Released from practice squad	5-Sep	S	Marquise Blair	Practice squad
17-Dec	LB	Brandon Smith	Placed on injured reserve	5-Sep	DT	Daviyon Nixon	Waived
13-Dec	DT	Daviyon Nixon	Waived	5-Sep	DE	Henry Anderson	Signed
13-Dec	CB	Tae Hayes	Signed to practice squad	5-Sep	DE	Ra'Shuan Henry	Released from practice squad
13-Dec	WR	Mate McCrary	Released from practice squad	5-Sep	WR	Preston Williams	Practice squad
10-Dec	DE	Henry Anderson	Activated off reserve/non-football illness	2-Sep	S	Kenny Robinson	Released from practice squad
			list	1-Sep	QB	Jacob Eason	Practice squad
			Waived	1-Sep	QB	Sam Darnold	Injured reserve
10-Dec	CB	Tae Hayes	Waived	1-Sep	WR	C.J. Saunders	Practice squad
6-Dec	CB	T.J. Carrie	Signed to active roster	1-Sep	K	Eddy Piñeiro	Signed
5-Dec	QB	Baker Mayfield	Waived	1-Sep	S	Kenny Robinson	Practice squad
22-Nov	LB	Arron Mosby	Signed to practice squad	31-Aug	WR	Derek Wright	Practice squad
22-Nov	QB	D'Eriq King	Released from practice squad	31-Aug	C	Sam Tecklenburg	Practice squad
21-Nov	S	Kenny Robinson	Signed to practice squad	31-Aug	C	Tae Hayes	Practice squad
19-Nov	S	Jeremy Chinn	Activated from injured reserve	31-Aug	CB	Tae Hayes	Practice squad
19-Nov	LB	Arron Mosby	Waived	31-Aug	CB	Madre Harper	Practice squad
19-Nov	LB	Joel Iyiebuniwe	Signed to active roster	31-Aug	LB	Arron Mosby	Practice squad
15-Nov	CB	T.J. Carrie	Signed to practice squad	31-Aug	TE	Josh Babicz	Practice squad
15-Nov	S	Kenny Robinson	Released from practice squad	31-Aug	WR	Ra'Shuan Henry	Practice squad
14-Nov	QB	Donte Jackson	Placed on injured reserve	31-Aug	S	Justin Burris	Practice squad
14-Nov	QB	D'Eriq King	Signed to practice squad	31-Aug	DE	Drew Jordan	Practice squad
14-Nov	WR	Emeka Emezie	Released from practice squad	31-Aug	RB	John Lovett	Practice squad
8-Nov	S	Jeremy Chinn	Designated to return from IR	31-Aug	DE	Austin Larkin	Practice squad
7-Nov	DB	Gavin Heslop	Signed to practice squad	31-Aug	OL	Deonte Brown	Practice squad
7-Nov	LB	Kobe Jones	Signed to practice squad	31-Aug	TE	Colin Thompson	Practice squad
7-Nov	WR	Emeka Emezie	Signed to practice squad	31-Aug	S	Kenny Robinson	Waived
7-Nov	DE	Delontae Scott	Released from practice squad	30-Aug	WR	Derek Wright	Waived
7-Nov	S	Marquise Blair	Released from practice squad	30-Aug	WR	Brandon Zylstra	Terminated vested veteran
7-Nov	QB	Jacob Eason	Released from practice squad	30-Aug	LB	Isaiah Graham-Mobley	Waived
7-Nov	QB	Sam Darnold	Activated from injured reserve	30-Aug	WR	Keith Kirkwood	Terminated vested veteran
1-Nov	WR	Nate McCrary	Signed to practice squad	30-Aug	C	Sam Tecklenburg	Waived
1-Nov	LB	Joel Iyiebuniwe	Signed to practice squad	30-Aug	DT	Frank Herron	Waived
1-Nov	CB	Gavin Heslop	Released from practice squad	30-Aug	RB	Spencer Brown	Waived
1-Nov	WR	John Lovett	Released from practice squad	30-Aug	CB	Kalon Barnes	Waived
27-Oct	RB	John Lovett	Signed to practice squad	30-Aug	CB	Tae Hayes	Waived
27-Oct	LB	Joel Iyiebuniwe	Released from practice squad	30-Aug	DE	Daryl Johnson	Waived
24-Oct	DT	Phil Hoskins	Signed to practice squad	30-Aug	WR	C.J. Saunders	Waived
24-Oct	T	Larnel Coleman	Signed to active roster	30-Aug	CB	Madre Harper	Waived
24-Oct	CB	Tae Hayes	Signed to active roster	30-Aug	OL	Dennis Daley	Traded to Tennessee with 2024 seventh-round pick for fifth-round pick
24-Oct	DE	Henry Anderson	Placed on reserve/non-football illness	30-Aug	LB	Arron Mosby	Waived
21-Oct	DT	Brawlion Roy	Activated from injured reserve	30-Aug	TE	Josh Babicz	Waived
21-Oct	C	Pat Elflein	Placed on injured reserve	30-Aug	WR	Ra'Shuan Henry	Waived
21-Oct	DT	Phil Hoskins	Waived	30-Aug	K	Zane Gonzalez	Injured reserve
20-Oct	RB	Christian McCaffrey	Traded to San Francisco 49ers	30-Aug	LB	Julian Stanford	Injured reserve
20-Oct	DE	Frank Herron	Released from practice squad	30-Aug	LB	Josh Watson	Waived
20-Oct	LB	Joel Iyiebuniwe	Signed to practice squad	30-Aug	WR	Laviska Shenault Jr.	Acquired Via Trade
19-Oct	QB	Sam Darnold	Designated to return from IR	30-Aug	S	Justin Burris	Terminated vested veteran
19-Oct	DT	Brawlion Roy	Designated to return from IR	30-Aug	OL	Mike Horton	Waived
19-Oct	CB	Gavin Heslop	Signed to practice squad	30-Aug	WR	Charleston Rambo	Waived
18-Oct	LB	Chandler Wooten	Signed to active roster	30-Aug	DE	Drew Jordan	Waived
18-Oct	RB	John Lovett	Released from practice squad	30-Aug	RB	John Lovett	Waived
18-Oct	DE	Austin Larkin	Released from practice squad	30-Aug	DE	Austin Larkin	Waived
18-Oct	TE	Josh Babicz	Released from practice squad	30-Aug	OL	Deonte Brown	Waived
18-Oct	LB	Delontae Scott	Signed to practice squad	30-Aug	TE	Colin Thompson	Waived
18-Oct	DE	Raequan Williams	Signed to practice squad	25-Aug	CB	Duke Dawson	Waived
18-Oct	RB	Spencer Brown	Signed to practice squad	23-Aug	TE	Jared Scott	Waived
17-Oct	WR	Robbie Anderson	Traded to Arizona for future draft compensation	23-Aug	CB	Duke Dawson	Injured reserve
				22-Aug	LB	Khalan Tolson	Waived
15-Oct	LB	Arron Mosby	Signed to active roster				
15-Oct	CB	Stantley Thomas-Oliver III	Placed on Injured reserve				

TRANSACTIONS

DATE	POS.	NAME	TRANSACTION	DATE	POS.	NAME	TRANSACTION
22-Aug	T	Austen Pleasants	Waived	10-Jan	WR	Aaron Parker	Signed to reserve/future contract
20-Aug	LB	Shaq Thompson	Activated from Active/PUP list	10-Jan	OL	Aaron Monteiro	Signed to reserve/future contract
17-Aug	LB	Josh Watson	Signed	10-Jan	OL	Mike Horton	Signed to reserve/future contract
17-Aug	TE	Ryan Izzo	Waived	10-Jan	DE	Frank Herron	Signed to reserve/future contract
16-Aug	DE	Jacob Tuioti-Mariner	Waived	10-Jan	CB	Madre Harper	Signed to reserve/future contract
14-Aug	CB	Chris Westry	Waived	10-Jan	RB	Spencer Brown	Signed to reserve/future contract
14-Aug	LB	Kamal Martin	Waived	8-Jan	TE	Stephen Sullivan	Signed to the active roster from the practice squad
14-Aug	TE	Nate Becker	Waived				
14-Aug	RB	Darius Bradwell	Waived	8-Jan	WR	C.J. Saunders	Elevated as standard elevation
14-Aug	T	Wyatt Miller	Waived	8-Jan	RB	Reggie Bonnafon	Elevated as standard elevation
11-Aug	TE	Ryan Izzo	Signed	8-Jan	WR	Keith Kirkwood	Elevated as COVID-19 replacement
11-Aug	CB	Devin Jones	Waived	8-Jan	DE	Frank Herron	Elevated as COVID-19 replacement
11-Aug	DE	Jacob Tuioti-Mariner	Placed on reserve/injured list	8-Jan	CB	Madre Harper	Elevated as COVID-19 replacement
5-Aug	CB	Tae Hayes	Signed	8-Jan	K	Dominik Eberle	Signed to practice squad
4-Aug	LS	Thomas Fletcher	Waived	8-Jan	CB	Jalen Julius	Released from practice squad
2-Aug	WR	Andrew Parchment	Waived	7-Jan	CB	Jaycee Horn	Reverted to reserve/injured list
2-Aug	CB	Devin Jones	Signed	6-Jan	WR	Shi Smith	Placed on reserve/COVID-19 list
1-Aug	CB	Jaycee Horn	Activated from Active/PUP list	6-Jan	CB	Stephon Gilmore	Placed on reserve/COVID-19 list
29-Jul	CB	Duke Dawson	Signed	5-Jan	DE	Yetur Gross-Matos	Placed on reserve/COVID-19 list
27-Jul	CB	Rashaan Melvin	Retired	5-Jan	T	Cameron Erving	Placed on reserve/injured list
27-Jul	CB	Jaycee Horn	Placed on Active/PUP list	5-Jan	WR	Terrace Marshall Jr.	Placed on reserve/injured list
26-Jul	LB	Shaq Thompson	Placed on Active/PUP list	5-Jan	DT	Jacob Tuioti-Mariner	Signed
12-Jul	QB	Baker Mayfield	Acquired Via Trade	5-Jan	RB	Reggie Bonnafon	Activated from practice squad/COVID-19
12-Jul	QB	Davis Cheek	Waived				
6-Jun	WR	Talolo Limu-Jones	Waived	5-Jan	QB	PJ Walker	Activated from reserve/COVID-19
6-Jun	WR	Keith Kirkwood	Signed	list			
1-Jun	DE	Drew Jordan	Signed	5-Jan	TE	Tommy Tremble	Activated from reserve/COVID-19
24-May	DE	Joe Jackson	Waived	list			
16-May	TE	Jared Scott	Signed	5-Jan	LB	Haason Reddick	Activated from reserve/COVID-19
16-May	T	Wyatt Miller	Signed	list			
16-May	CB	Troy Pride Jr.	Waived	5-Jan	CB	Jalen Julius	Signed to practice squad
14-May	S	Drew Hartlaub	Waived	4-Jan	QB	Jordan Ta'amu	Released from practice squad
11-May	DE	Azur Kamara	Waived	4-Jan	G	Patrick Omahene	Released from practice squad
10-May	T	Ikem Ekwonu	Agreed to terms	4-Jan	K	Blake Haubeil	Released from practice squad
10-May	OL	Cade Mays	Agreed to terms	3-Jan	DE	Darryl Johnson	Activated from reserve/COVID-19
6-May	CB	Kalon Barnes	Agreed to terms	list			
4-May	K	Lirim Hajrullahu	Released	3-Jan	C	Sam Tecklenburg	Activated from reserve/COVID-19
3-May	DE	Amaré Barno	Signed	list			
3-May	WR	Andre Roberts	Signed	3-Jan	C	Matt Paradis	Activated from reserve/COVID-19
28-Apr	DE	Brian Burns	Fifth-year option exercised	list			
30-Apr	CB	Kalon Barnes	Drafted 242nd overall	1-Jan	DE	Austin Larkin	Elevated as standard elevation
30-Apr	OL	Cade Mays	Drafted 199th overall	1-Jan	TE	Colin Thompson	Elevated as COVID-19 replacement
30-Apr	DE	Amaré Barno	Drafted 189th overall	1-Jan	TE	Stephen Sullivan	Elevated as COVID-19 replacement
30-Apr	LB	Brandon Smith	Drafted 120th overall	1-Jan	G	Mike Horton	Elevated as COVID-19 replacement
29-Apr	QB	Matt Corral	Drafted 94th overall	1-Jan	DB	Madre Harper	Elevated as COVID-19 replacement
28-Apr	T	Ikem Ekwonu	Drafted 6th overall	1-Jan	LB	Spencer Brown	Elevated as COVID-19 replacement
4-Apr	CB	Chris Westry	Signed	1-Jan	RB	Shaq Thompson	Activated from reserve/COVID-19
4-Apr	S	Sean Chandler	Re-signed	list			
25-Mar	S	Juston Burris	Re-signed	1-Jan	DE	Marquis Haynes	Activated from reserve/COVID-19
23-Mar	CB	Rashaan Melvin	Re-signed	list			
22-Mar	LB	Cory Littleton	Signed	1-Jan	DE	Brian Burns	Activated from reserve/COVID-19
19-Mar	CB	Donte Jackson	Re-signed	list			
18-Mar	WR	DJ Moore	Signed four-year contract extension	31-Dec	CB	Jaycee Horn	Placed on reserve/COVID-19 list
18-Mar	G/C	Bradley Bozeman	Signed unrestricted free agent	31-Dec	TE	Tommy Tremble	Placed on reserve/COVID-19 list
18-Mar	G	Austin Corbett	Signed unrestricted free agent	31-Dec	S	Kenny Robinson	Activated from reserve/COVID-19
17-Mar	S	Xavier Woods	Signed unrestricted free agent	list			
17-Mar	RB	D'Onta Foreman	Signed unrestricted free agent	31-Dec	WR	Brandon Zylstra	Activated from reserve/COVID-19
17-Mar	WR	Rashard Higgins	Signed unrestricted free agent	list			
16-Mar	DE	Morgan Fox	Released	30-Dec	DT	Frank Herron	Placed on practice squad/
16-Mar	WR	Brandon Zylstra	Re-signed	COVID-19			
15-Mar	DE	Marquis Haynes Sr.	Re-signed	list			
15-Mar	S	Sean Chandler	Re-signed	30-Dec	RB	Reggie Bonnafon	Placed on practice squad/
14-Mar	CB	A.J. Bouye	Released	COVID-19			
9-Mar	K	Zane Gonzalez	Re-signed	list			
25-Feb	TE	Ian Thomas	Re-signed	30-Dec	DE	Darryl Johnson	Placed on reserve/COVID-19 list
18-Feb	LB	Frankie Luvu	Re-signed	30-Dec	S	Kenny Robinson	Placed on reserve/COVID-19 list
11-Feb	DE	Joe Jackson	Signed to reserve/future contract	30-Dec	CB	Rashaan Melvin	Activated from reserve/COVID-19
10-Feb	LS	JJ Jansen	Re-signed	list			
15-Jan	RB	Darius Bradwell	Signed to reserve/future contract	30-Dec	DB	Tae Hayes	Signed to practice squad
11-Jan	OL	Austen Pleasants	Signed to reserve/future contract	30-Dec	QB	Jordan Ta'amu	Signed to practice squad
11-Jan	DE	Austin Larkin	Signed to reserve/future contract	29-Dec	QB	PJ Walker	Placed on reserve/COVID-19 list
10-Jan	QB	PJ Walker	Signed to one-year contract extension	29-Dec	LB	Haason Reddick	Placed on reserve/COVID-19 list
10-Jan	RB	Giovanni Ricci	Signed to one-year contract extension	29-Dec	G	Dennis Daley	Activated from reserve/COVID-19
10-Jan	TE	Colin Thompson	Signed to reserve/future contract	list			
10-Jan	WR	C.J. Saunders	Signed to reserve/future contract	29-Dec	C	Pat Elflein	Activated from reserve/COVID-19

TRANSACTIONS

DATE	POS.	NAME	TRANSACTION	DATE	POS.	NAME	TRANSACTION
8-Nov	T	Cam Erving	Placed on reserve/injured list	23-Sep	CB	Rashaan Melvin	Elevated to active roster via standard COVID elevation
8-Nov	LB	Clay Johnston	Released				
8-Nov	RB	Royce Freeman	Released	21-Sep	G	Pat Effein	Placed on reserve/injured list
8-Nov	P	Lachlan Edwards	Signed to active roster	21-Sep	CB	A.J. Bouye	Activated from commissioner's suspended list to active roster
8-Nov	WR	Aaron Parker	Placed on practice squad/injured				
6-Nov	RB	Christian McCaffrey	Activated from reserve/injured list	18-Sep	C	Sam Tecklenburg	Elevated to active roster via standard COVID elevation
6-Nov	DB	Myles Hartsfield	Activated from reserve/injured list				
6-Nov	P	Lachlan Edwards	Elevated to active roster via standard COVID elevation	18-Sep	CB	Rashaan Melvin	Elevated to active roster via standard COVID elevation
6-Nov	WR	Willie Snead	Elevated to active roster via standard COVID elevation	17-Sep	CB	Rashaan Melvin	Signed to practice squad
				17-Sep	CB	John Brannon	Released from practice squad
2-Nov	WR	Devin Smith	Released	15-Sep	G	John Miller	Activated from reserve/COVID-19 list
2-Nov	QB	Josh Love	Signed to practice squad				
30-Oct	CB	Stephon Gilmore	Activated from PUP list	14-Sep	CB	Corn Elder	Signed to practice squad
30-Oct	DE	Darryl Johnson	Placed on reserve/injured list	14-Sep	K	Zane Gonzalez	Signed
30-Oct	P	Lachlan Edwards	Elevated to active roster via standard COVID elevation	14-Sep	K	Ryan Santoso	Waived
				13-Sep	DB	Myles Hartsfield	Placed on reserve/injured list
30-Oct	WR	Keith Kirkwood	Elevated to active roster via standard COVID elevation	13-Sep	S	Jalen Julius	Signed to practice squad
				13-Sep	WR	Alex Erickson	Signed to active roster
29-Oct	WR	Willie Snead	Signed to practice squad	13-Sep	WR	Omar Bayless	Released from practice squad
29-Oct	DE	Frank Herron	Placed on practice squad/injured	11-Sep	WR	Alex Erickson	Elevated (COVID-19 Replacement) to active roster
28-Oct	DT	Daviyon Nixon	Placed on reserve/injured list				
27-Oct	S	Justin Burris	Designated to return from IR	10-Sep	LB	Kamal Martin	Signed to practice squad
27-Oct	WR	Devin Smith	Signed to practice squad	10-Sep	S	Jalen Julius	Released from practice squad
27-Oct	DE	Austin Larkin	Signed to practice squad	7-Sep	CB	John Brannon	Signed to practice squad
25-Oct	P	Ryan Winslow	Released	6-Sep	G	John Miller	Placed on reserve/COVID-19 list
25-Oct	K	Dominik Eberle	Released	6-Sep	WR	Alex Erickson	Signed to practice squad
25-Oct	P	Lachlan Edwards	Signed to practice squad	6-Sep	K	Dominik Eberle	Signed to practice squad
25-Oct	G	John Miller	Placed on reserve/injured list	6-Sep	G	Mike Horton	Signed to practice squad
23-Oct	WR	Aaron Parker	Elevated to active roster via standard COVID elevation	2-Sep	RB	Royce Freeman	Claimed off waivers
				2-Sep	QB	James Morgan	Signed to practice squad
23-Oct	WR	Keith Kirkwood	Elevated to active roster via standard COVID elevation	2-Sep	WR	Aaron Parker	Signed to practice squad
				2-Sep	CB	Rashaan Melvin	Released from practice squad
23-Oct	RB	Ameer Abdullah	Signed	1-Sep	G	Michael Jordan	Claimed off waivers
19-Oct	P	Ryan Winslow	Signed to active roster	1-Sep	S	Jalen Julius	Signed to practice squad
19-Oct	WR	Brandon Zylstra	Placed on reserve/injured list	1-Sep	S	Kenny Robinson	Signed to practice squad
19-Oct	RB	Reggie Bonnafon	Signed to practice squad	1-Sep	TE	Stephen Sullivan	Signed to practice squad
16-Oct	RB	Christian McCaffrey	Placed on reserve/injured list	1-Sep	DE	Frank Herron	Signed to practice squad
16-Oct	G	Deonte Brown	Placed on reserve/injured list	1-Sep	WR	Omar Bayless	Signed to practice squad
16-Oct	G	Michael Jordan	Signed to active roster	1-Sep	WR	C.J. Saunders	Signed to practice squad
16-Oct	RB	Spencer Brown	Elevated to active roster via standard COVID elevation	1-Sep	RB	Spencer Brown	Signed to practice squad
				1-Sep	WR	Keith Kirkwood	Signed to practice squad
16-Oct	P	Ryan Winslow	Elevated to active roster via standard COVID elevation	1-Sep	RB	Rodney Smith	Signed to practice squad
				1-Sep	C	Sam Tecklenburg	Signed to practice squad
				1-Sep	T	Aaron Monteiro	Signed to practice squad
14-Oct	S	Doug Middleton	Released	1-Sep	CB	Rashaan Melvin	Signed to practice squad
14-Oct	S	Sheldrick Redwine	Signed to practice squad	1-Sep	WR	David Moore	Waived
14-Oct	P	Joseph Chariton	Placed on reserve/injured list	1-Sep	WR	A.J. Bouye	Placed on reserve/suspended list
14-Oct	S	Kenny Robinson	Signed to active roster	31-Aug	CB	A.J. Bouye	Waived
14-Oct	P	Ryan Winslow	Signed to practice squad	31-Aug	RB	Rodney Smith	Waived
12-Oct	T	Austen Pleasants	Signed to practice squad	31-Aug	LS	Thomas Fletcher	Placed on reserve/injured list
11-Oct	RB	Rodney Smith	Released from practice squad	31-Aug	S	Kenny Robinson	Waived
9-Oct	RB	Rodney Smith	Elevated to active roster via standard COVID elevation	31-Aug	CB	Rashaan Melvin	Waived
				31-Aug	RB	Reggie Bonnafon	Waived/Injured
9-Oct	S	Kenny Robinson	Elevated to active roster via standard COVID elevation	31-Aug	QB	Will Grier	Waived
				31-Aug	C	Sam Tecklenburg	Waived
6-Oct	CB	Stephon Gilmore	Acquired via trade (NE)	31-Aug	TE	Stephen Sullivan	Waived
4-Oct	G	Michael Jordan	Released	31-Aug	OL	Aaron Monteiro	Waived
4-Oct	LB	Kamal Martin	Signed to active roster	31-Aug	WR	C.J. Saunders	Waived
4-Oct	WR	Matt Cole	Signed to practice squad	31-Aug	WR	Keith Kirkwood	Waived
4-Oct	CB	Jalen Julius	Released from practice squad	31-Aug	OL	Mike Horton	Waived
2-Oct	RB	Rodney Smith	Elevated to active roster via standard COVID elevation	31-Aug	DE	Frank Herron	Waived
				31-Aug	WR	Omar Bayless	Waived
2-Oct	S	Kenny Robinson	Elevated to active roster via standard COVID elevation	31-Aug	LB	Josh Bynes	Waived
				31-Aug	CB	Jalen Julius	Waived
28-Sep	S	Justin Burris	Placed on reserve/injured list	31-Aug	RB	Spencer Brown	Waived
28-Sep	C	Sam Tecklenburg	Signed to active roster	31-Aug	DE	Christian Miller	Waived
28-Sep	CB	Madre Harper	Signed to practice squad	30-Aug	DE	Darryl Johnson	Acquired via trade (BUF)
27-Sep	CB	Jaycee Horn	Placed on reserve/injured list	28-Aug	S	Doug Middleton	Waived
27-Sep	CB	Rashaan Melvin	Signed to active roster	28-Aug	LB	Jonathan Celestin	Waived
27-Sep	G	Mike Horton	Signed to practice squad	28-Aug	WR	Ishael Hyman	Waived
27-Sep	TE	Dan Arnold	Traded to Jacksonville (C.J. Henderson & 2022 5th-round)	28-Aug	RB	Darius Clark	Waived/Injured
				28-Aug	LB	Paddy Fisher	Waived
27-Sep	CB	C.J. Henderson	Acquired via trade (JAX)	28-Aug	T	Martez Ivey	Waived
23-Sep	C	Sam Tecklenburg	Elevated to active roster via standard COVID elevation	28-Aug	K	Joey Slye	Waived
				27-Aug	S	Brian Cole	Waived

TRANSACTIONS

DATE	POS.	NAME	TRANSACTION	DATE	POS.	NAME	TRANSACTION
26-Aug	K	Dominik Eberle	Waived	30-Apr	WR	Terrace Marshall Jr.	Drafted 59th overall
26-Aug	K	Ryan Santos	Acquired via trade (NYG)	29-Apr	CB	Jaycee Horn	Drafted in 8th overall
25-Aug	LB	Denzel Perryman	Traded to Las Vegas (2022 6th-rd pick)	28-Apr	QB	Teddy Bridgewater	Traded to Denver (2021 6th-round pick)
24-Aug	K	Dominik Eberle	Signed	20-Apr	DT	DaQuan Jones	Signed unrestricted free agent
24-Aug	CB	LaDarius Wiley	Waived	19-Apr	LB	Jordan Mack	Placed on reserve/retired list
24-Aug	DE	Kendall Donnerston	Waived	13-Apr	FB	Mikey Daniel	Signed
24-Aug	DT	Caraun Reid	Waived	13-Apr	DE	Frank Herron	Signed
23-Aug	DT	Walter Palmore	Waived	13-Apr	DT	P.J. Johnson	Signed
23-Aug	WR	Krishawn Hogan	Waived	12-Apr	CB	A.J. Bouye	Signed
23-Aug	G	Marquel Harrell	Waived	6-Apr	S	J.T. Ibe	Signed
19-Aug	WR	Micha Simon	Waived	6-Apr	CB	Jalen Julius	Signed
19-Aug	DT	Walter Palmore	Free agent signing	6-Apr	T	Martez Ivey	Signed
18-Aug	G	Marquel Harrell	Free agent signing	5-Apr	QB	Sam Darnold	Acquired via trade (NYJ)
17-Aug	OL	Matt Kaskey	Waived/Injured	30-Mar	G	John Miller	Re-signed
17-Aug	T	Greg Little	Traded to Miami (2022 7th-rd pick)	30-Mar	WR	Micha Simon	Signed
17-Aug	FB	Rod Smith	Waived	24-Mar	K	Matt Amendola	Signed
17-Aug	C	Mike Paniasuk	Waived/Injured	23-Mar	LB	Frankie Luvu	Signed
17-Aug	LB	Nate Hall	Waived/Injured	22-Mar	K	Lirim Hajrullahu	Waived
17-Aug	CB	Troy Pride Jr.	Placed on reserve/injured list	22-Mar	TE	Dan Arnold	Signed unrestricted free agent
11-Aug	LB	Josh Bynes	Free agent signing	20-Mar	WR	David Moore	Signed unrestricted free agent
11-Aug	S	Lano Hill	Activated off reserve/COVID-19 list	19-Mar	LB	Denzel Perryman	Signed unrestricted free agent
11-Aug	S	Lano Hill	Activated off reserve/COVID-19 list	19-Mar	DE	Morgan Fox	Signed unrestricted free agent
10-Aug	FB	Mikey Daniel	Waived	19-Mar	OLB	Haason Reddick	Signed unrestricted free agent
9-Aug	TE	Stephen Sullivan	Activated off reserve/COVID-19 list	19-Mar	OL	Pat Elflein	Signed unrestricted free agent
9-Aug	WR	Marken Michel	Waived	18-Mar	OL	Cam Erving	Signed unrestricted free agent
8-Aug	DB	LaDarius Wiley	Signed	18-Mar	RB	Darius Clark	Signed
8-Aug	DE	Kendall Donnerston	Signed	17-Mar	LS	J.J. Jansen	Signed to one-year contract
8-Aug	OL	David Moore	Waived	17-Mar	S	Tre Boston	Terminated vested veteran
8-Aug	DE	Austin Larkin	Waived/Injured	16-Mar	DT	Zach Kerr	Terminated vested veteran
5-Aug	S	Brian Cole	Signed	15-Mar	WR	Amara Darboh	Released
5-Aug	WR	Ventell Bryant	Waived	11-Mar	TE	Greg Olsen	Signed one-day contract
5-Aug	P	Oscar Draguicevich	Waived	11-Mar	LB	Thomas Davis	Signed one-day contract
5-Aug	RB	Rod Smith	Signed	9-Mar	T	Taylor Moton	Placed Franchise tag
4-Aug	S	Doug Middleton	Signed	23-Feb	T	Trent Scott	Signed to one-year contract
4-Aug	FB	Mason Stokke	Waived	extension			
3-Aug	LB	Nate Hall	Claimed off waivers	22-Feb	WR	Brandon Zylstra	Signed to one-year contract
3-Aug	DB	J.T. Ibe	Waived	extension			
2-Aug	LB	Jonathan Celestin	Signed	22-Feb	WR	Keith Kirkwood	Signed to one-year contract
30-Jul	DT	Phil Hoskins	Activated off active/PUP list	extension			
29-Jul	LB	Frankie Luvu	Activated from reserve/COVID-19 list	19-Feb	P	Michael Palardy	Terminated vested veteran
28-Jul	WR	Krishawn Hogan	Signed	19-Feb	DE	Stephen Weatherly	Terminated vested veteran
28-Jul	TE	Stephen Sullivan	Placed on reserve/COVID-19 list	16-Feb	DT	Kawann Short	Terminated vested veteran
28-Jul	DB	Lano Hill	Placed on reserve/COVID-19 list	12-Feb	DB	Natrell Jamerson	Released
28-Jul	DT	Phil Hoskins	Placed on active/PUP list	12-Feb	DT	Woodrow Hamilton	Released
27-Jul	LB	Frankie Luvu	Placed on reserve/COVID-19 list	3-Feb	TE	Stephen Sullivan	Signed to reserve/future contract
27-Jul	DB	Lano Hill	Placed on active/PUP list	5-Jan	K	Joey Slye	Signed to one-year contract
19-Jul	T	Taylor Moton	Signed Contract Extension	extension			
1-Jun	WR	C.J. Saunders	Signed	4-Jan	TE	Colin Thompson	Signed to contract extension
1-Jun	QB	Tommy Stevens	Waived	4-Jan	C	Sam Tecklenburg	Signed to reserve/future contract
26-May	DE	Frank Herron	Signed	4-Jan	DT	Mike Paniasuk	Signed to reserve/future contract
26-May	DE	Kendall Donnerston	Waived	4-Jan	TE	Giovanni Ricci	Signed to reserve/future contract
24-May	DT	Caraun Reid	Signed	4-Jan	G	Aaron Monteiro	Signed to reserve/future contract
24-May	LB	Chris Orr	Waived	4-Jan	LB	Chris Orr	Signed to reserve/future contract
18-May	LB	Julian Stanford	Signed	4-Jan	WR	Marken Michel	Signed to reserve/future contract
16-May	DB	Delano Hill	Signed	4-Jan	WR	Ishmael Hyman	Signed to reserve/future contract
16-May	LB	Kendall Donnerston	Signed	4-Jan	LB	Clay Johnston	Signed to reserve/future contract
16-May	LB	Daniel Bituli	Waived	4-Jan	G	Mike Horton	Signed to reserve/future contract
16-May	DT	P.J. Johnson	Waived	4-Jan	K	Lirim Hajrullahu	Signed to reserve/future contract
16-May	K	Matt Amendola	Waived	4-Jan	WR	Amara Darboh	Signed to reserve/future contract
10-May	LB	Paddy Fisher	Signed undrafted free agent	4-Jan	DB	Sean Chandler	Signed to reserve/future contract
10-May	RB	Spencer Brown	Signed undrafted free agent	4-Jan	WR	Ventell Bryant	Signed to reserve/future contract
10-May	DT	Frank Herron	Waived	4-Jan	LB	Daniel Bituli	Signed to reserve/future contract
6-May	FB	Mason Stokke	Signed as an undrafted free agent				
6-May	P	Oscar Draguicevich	Signed as an undrafted free agent				
6-May	G	David Moore	Signed as an undrafted free agent				
2-May	DT	Phil Hoskins	Drafted 232nd overall				
2-May	G	Deonte Brown	Drafted 193rd overall				
1-May	LS	Thomas Fletcher	Drafted 222nd overall				
1-May	WR	Shi Smith	Drafted 204th overall				
1-May	CB	Keith Taylor	Drafted 166th overall				
1-May	DT	Daviyon Nixon	Drafted 158th overall				
1-May	RB	Chuba Hubbard	Drafted 126th overall				
1-May	TE	Tommy Tremble	Drafted 83rd overall				
30-Apr	T	Brady Christensen	Drafted 70th overall				

GAME-BY-GAME STARTERS

2023 REGULAR SEASON												
OFFENSE												
DATE	OPPONENT	LT	LG	C	RG	RT	TE	WR	WR	WR	QB	QB
9/10	at Atlanta	Nem Ekwonu	Brady Christensen	Bradley Bozeman	<u>Chandler Zavala</u>	Taylor Moton	Hayden Hurst	Adam Thielen	Terrace Marshall Jr.	<u>Jonathan Mingo</u>	<u>Bryce Young</u>	Miles Sanders
9/18	New Orleans	--	--	--	--	--	--	--	--	--	--	--
9/24	at Seattle	--	--	--	--	--	--	--	--	--	--	--
10/1	Minnesota	--	--	--	--	--	--	--	--	--	--	--
10/8	at Detroit	--	--	--	--	--	--	--	--	--	--	--
10/15	at Miami	--	--	--	--	--	--	--	--	--	--	--
10/29	Houston	--	--	--	--	--	--	--	--	--	--	--
11/5	Indianapolis	--	--	--	--	--	--	--	--	--	--	--
11/9	at Chicago	--	--	--	--	--	--	--	--	--	--	--
11/19	Dallas	--	--	--	--	--	--	--	--	--	--	--
11/26	at Tennessee	--	--	--	--	--	--	--	--	--	--	--
12/3	at Tampa Bay	--	--	--	--	--	--	--	--	--	--	--
12/10	at New Orleans	--	--	--	--	--	--	--	--	--	--	--
12/16	Atlanta	--	--	--	--	--	--	--	--	--	--	--
12/24	Green Bay	--	--	--	--	--	--	--	--	--	--	--
12/31	at Jacksonville	--	--	--	--	--	--	--	--	--	--	--
1/7	Tampa Bay	--	--	--	--	--	--	--	--	--	--	--

2023 REGULAR SEASON												
DEFENSE												
DATE	OPPONENT	DE	DE	OLB	OLB	LB	LB	CB	CB	S	S	NGB
9/10	at Atlanta	Sly Tuttle	Derrick Brown	Brian Burns	Justin Houston	Frankie Louw	Shaq Thompson	Donte Jackson	Jaycee Horn	Xavier Woods	Vonn Bell	Jeremy Chinn
9/18	New Orleans	--	--	--	--	--	--	--	--	--	--	--
9/24	at Seattle	--	--	--	--	--	--	--	--	--	--	--
10/1	Minnesota	--	--	--	--	--	--	--	--	--	--	--
10/8	at Detroit	--	--	--	--	--	--	--	--	--	--	--
10/15	at Miami	--	--	--	--	--	--	--	--	--	--	--
10/29	Houston	--	--	--	--	--	--	--	--	--	--	--
11/5	Indianapolis	--	--	--	--	--	--	--	--	--	--	--
11/9	at Chicago	--	--	--	--	--	--	--	--	--	--	--
11/19	Dallas	--	--	--	--	--	--	--	--	--	--	--
11/26	at Tennessee	--	--	--	--	--	--	--	--	--	--	--
12/3	at Tampa Bay	--	--	--	--	--	--	--	--	--	--	--
12/10	at New Orleans	--	--	--	--	--	--	--	--	--	--	--
12/16	Atlanta	--	--	--	--	--	--	--	--	--	--	--
12/24	Green Bay	--	--	--	--	--	--	--	--	--	--	--
12/31	at Jacksonville	--	--	--	--	--	--	--	--	--	--	--
1/7	Tampa Bay	--	--	--	--	--	--	--	--	--	--	--

Rookies underlined.

PLAYER PARTICIPATION

2023 REGULAR SEASON CAROLINA PANTHERS PLAYER PARTICIPATION

PLAYERS	AT ATL	2023 REGULAR SEASON CAROLINA PANTHERS PLAYER PARTICIPATION																			
	9/10	9/18	9/24	10/1	10/8	10/15	10/29	11/5	11/9	11/19	11/26	12/3	12/10	12/16	12/24	12/31	1/7	GP	GS	DNP	IN
Henry Anderson	IR	-	-	-	-	-	-	-	-	-	-	-	-	-	-	-	-	0	0	0	0
Amare Barno	P	-	-	-	-	-	-	-	-	-	-	-	-	-	-	-	-	1	0	0	0
Vonn Bell	S	-	-	-	-	-	-	-	-	-	-	-	-	-	-	-	-	1	1	0	0
Raheem Blackshear	P	-	-	-	-	-	-	-	-	-	-	-	-	-	-	-	-	1	0	0	0
Bradley Bozeman	C	-	-	-	-	-	-	-	-	-	-	-	-	-	-	-	-	1	1	0	0
Deonte Brown	PS	-	-	-	-	-	-	-	-	-	-	-	-	-	-	-	-	0	0	0	0
Derrick Brown	DE	-	-	-	-	-	-	-	-	-	-	-	-	-	-	-	-	1	1	0	0
Spencer Brown	PS	-	-	-	-	-	-	-	-	-	-	-	-	-	-	-	-	0	0	0	0
Brian Burns	OLB	-	-	-	-	-	-	-	-	-	-	-	-	-	-	-	-	1	1	0	0
Gamiere Byrd	IR	-	-	-	-	-	-	-	-	-	-	-	-	-	-	-	-	0	0	0	0
DJ Chark Jr.	N	-	-	-	-	-	-	-	-	-	-	-	-	-	-	-	-	0	0	0	1
Jeremy Chinn	NCB	-	-	-	-	-	-	-	-	-	-	-	-	-	-	-	-	1	1	0	0
Brady Christensen	LG	-	-	-	-	-	-	-	-	-	-	-	-	-	-	-	-	1	1	0	0
Austin Corbett	PUP	-	-	-	-	-	-	-	-	-	-	-	-	-	-	-	-	0	0	0	0
Andu Dalton	DNP	-	-	-	-	-	-	-	-	-	-	-	-	-	-	-	-	0	0	1	0
Ikem Ekwonu	LT	-	-	-	-	-	-	-	-	-	-	-	-	-	-	-	-	1	1	0	0
Sam Franklin Jr.	P	-	-	-	-	-	-	-	-	-	-	-	-	-	-	-	-	1	0	0	0
Yetur Gross-Matos	P	-	-	-	-	-	-	-	-	-	-	-	-	-	-	-	-	1	0	0	0
Kamu Grugier-Hill	P	-	-	-	-	-	-	-	-	-	-	-	-	-	-	-	-	1	0	0	0
Marques Holmes Sr.	IR	-	-	-	-	-	-	-	-	-	-	-	-	-	-	-	-	0	0	0	0
Johnny Hekker	P	-	-	-	-	-	-	-	-	-	-	-	-	-	-	-	-	1	0	0	0
CJ Henderson	P	-	-	-	-	-	-	-	-	-	-	-	-	-	-	-	-	1	0	0	0
Troy Hill	P	-	-	-	-	-	-	-	-	-	-	-	-	-	-	-	-	1	0	0	0
Jaycee Horn	CB	-	-	-	-	-	-	-	-	-	-	-	-	-	-	-	-	1	1	0	0
Justin Houston	OLB	-	-	-	-	-	-	-	-	-	-	-	-	-	-	-	-	0	1	0	0
Chuba Hubbard	P	-	-	-	-	-	-	-	-	-	-	-	-	-	-	-	-	1	0	0	0
Hayden Hurst	TE	-	-	-	-	-	-	-	-	-	-	-	-	-	-	-	-	1	1	0	0
Donte Jackson	CB	-	-	-	-	-	-	-	-	-	-	-	-	-	-	-	-	1	1	0	0
JJ Jansen	P	-	-	-	-	-	-	-	-	-	-	-	-	-	-	-	-	1	0	0	0
Nash Jensen	N	-	-	-	-	-	-	-	-	-	-	-	-	-	-	-	-	0	0	0	1
D.J. Johnson	DNP	-	-	-	-	-	-	-	-	-	-	-	-	-	-	-	-	0	0	1	0
Ricky Lee	DNP	-	-	-	-	-	-	-	-	-	-	-	-	-	-	-	-	0	0	1	0
Eku Leota	PS	-	-	-	-	-	-	-	-	-	-	-	-	-	-	-	-	0	0	0	0
Frankie Luvu	LB	-	-	-	-	-	-	-	-	-	-	-	-	-	-	-	-	1	1	0	0
Terrace Marshall Jr.	WR	-	-	-	-	-	-	-	-	-	-	-	-	-	-	-	-	1	1	0	0
Cade Mays	P	-	-	-	-	-	-	-	-	-	-	-	-	-	-	-	-	1	0	0	0
Justin McCraw	PS	-	-	-	-	-	-	-	-	-	-	-	-	-	-	-	-	0	0	0	0
Mark Milton	PS	-	-	-	-	-	-	-	-	-	-	-	-	-	-	-	-	0	0	0	0
Jonathan Mingo	WR	-	-	-	-	-	-	-	-	-	-	-	-	-	-	-	-	1	1	0	0
Taylor Moton	RT	-	-	-	-	-	-	-	-	-	-	-	-	-	-	-	-	1	1	0	0
Eddy Pino	P	-	-	-	-	-	-	-	-	-	-	-	-	-	-	-	-	1	0	0	0
LaBryan Ray	P	-	-	-	-	-	-	-	-	-	-	-	-	-	-	-	-	1	0	0	0
Giovanni Ricci	P	-	-	-	-	-	-	-	-	-	-	-	-	-	-	-	-	1	0	0	0
Jammie Robinson	P	-	-	-	-	-	-	-	-	-	-	-	-	-	-	-	-	1	0	0	0
Eric Rowe	PS	-	-	-	-	-	-	-	-	-	-	-	-	-	-	-	-	0	0	0	0
Miles Sanders	RB	-	-	-	-	-	-	-	-	-	-	-	-	-	-	-	-	1	1	0	0
C.J. Saunders	PS	-	-	-	-	-	-	-	-	-	-	-	-	-	-	-	-	0	0	0	0
Laviska Shenault Jr.	P	-	-	-	-	-	-	-	-	-	-	-	-	-	-	-	-	1	0	0	0
Stephen Sullivan	IR	-	-	-	-	-	-	-	-	-	-	-	-	-	-	-	-	0	0	0	0
Adam Thielen	WR	-	-	-	-	-	-	-	-	-	-	-	-	-	-	-	-	1	1	0	0
Stantler Thomas-Oliver III	PS	-	-	-	-	-	-	-	-	-	-	-	-	-	-	-	-	0	0	0	0
Ian Thomas	P	-	-	-	-	-	-	-	-	-	-	-	-	-	-	-	-	1	0	0	0
Jordan Thomas	PS	-	-	-	-	-	-	-	-	-	-	-	-	-	-	-	-	0	0	0	0
Shaq Thompson	LB	-	-	-	-	-	-	-	-	-	-	-	-	-	-	-	-	1	1	0	0
Galvin Trockmorton	P	-	-	-	-	-	-	-	-	-	-	-	-	-	-	-	-	1	0	0	0
Tommy Tremble	P	-	-	-	-	-	-	-	-	-	-	-	-	-	-	-	-	1	0	0	0
Shy Tuttle	DT	-	-	-	-	-	-	-	-	-	-	-	-	-	-	-	-	1	1	0	0
DeShawn Williams	P	-	-	-	-	-	-	-	-	-	-	-	-	-	-	-	-	1	0	0	0
Raequan Williams	PS	-	-	-	-	-	-	-	-	-	-	-	-	-	-	-	-	0	0	0	0
Xavier Woods	S	-	-	-	-	-	-	-	-	-	-	-	-	-	-	-	-	1	1	0	0
Chandler Mooten	P	-	-	-	-	-	-	-	-	-	-	-	-	-	-	-	-	1	0	0	0
Derek Wright	PS	-	-	-	-	-	-	-	-	-	-	-	-	-	-	-	-	0	0	0	0
Bryce Young	QB	-	-	-	-	-	-	-	-	-	-	-	-	-	-	-	-	1	1	0	0
Chandler Zavala	RG	-	-	-	-	-	-	-	-	-	-	-	-	-	-	-	-	1	1	0	0

CAPS/Boil = Starter, DNP = Did not play, P = Played, INA = Inactive, IR = Injured Reserve, - = Not with team

2023 TEAM STATS

CAROLINA PANTHERS / REGULAR SEASON WEEK 1 / THROUGH SUNDAY, SEPTEMBER 10, 2023

WON 0, LOST 1 FRANK REICH (1 GAME)

09/10 L 10-24 at Atlanta 69,597

2023 TEAM STATISTICS

FIRST DOWNS CAR OPP

Rushing	9	7
Passing	9	6
Penalty	2	0
Third Down-Made/Att	5/14	2/10
Third Down Efficiency	35.7%	20.0%
Fourth Down-Made/Att	0/2	0/0
Fourth Down Efficiency	0.0%	0.0%

TOTAL NET YARDS 281 221

Avg. Per Game	281.0	221.0
Total Plays	72	48
Avg. Per Play	3.9	4.6

NET YARDS RUSHING 154 130

Avg. Per Game	154.0	130.0
Total Rushes	32	26
Avg. Per Rush	4.8	5.0

NET YARDS PASSING 127 91

Avg. Per Game	127.0	91.0
Sacked/Yards Lost	2/19	4/24
Gross Yards	146	115
Attempts/Completions	38/20	18/15
Pct. of Completion	52.6%	83.3%
Had Intercepted	2	0

PUNTS/AVERAGE 5/53.2 7/48.1

Net Punting Average 52.4 46.1

PUNT RETURN/AVG. 3/4.7 2/2.0

KICKOFF RETURN/AVG. 0/0 0/0

INTERCEPTION RETURN/AVG. 0/0.0 2/1.5

PENALTIES/YARDS 9/66 6/43

FUMBLES/BALL LOST 2/1 1/0

TOUCHDOWNS 1 3

Rushing	0	2
Passing	1	1
Returns	0	0

EXTRA POINTS/ATTEMPTS 1/1 3/3

TWO POINT CONVERSION/ATT. 0/0 0/0

FIELD GOALS/ATTEMPTS 1/1 1/1

AVG. TIME OF POSSESSION 34:41 25:19

SCORE BY PERIODS Q1 Q2 Q3 Q4 OT PTS

TEAM 0 7 3 0 0 10

OPPONENTS 0 7 3 14 0 24

SCORING TD RU PA RT K-PAT FG 2PT S PTS

H. Hurst 1 0 1 0 0/0 0/0 0 0 6

E. Pineiro 0 0 0 0 1/1 1/1 0 0 4

TEAM 1 0 1 0 1/1 1/1 0 0 10

OPPONENTS 3 2 1 0 3/3 1/1 0 0 24

2-Pt Conv: TM 0-0, OPP 0-0

E. Pineiro: (43G)

OPP: (49G)

SACKS: B. Burns 1.5, F. Luvu 1.0, D. Brown 1.0, S. Tuttle 0.5, TM 4.0, OPP 2.0

PASSING ATT CMP YDS CMP% YDS/ATT TD TD% INT INT% LONG SACK LOST RATING

B. Young 38 20 146 52.6 3.8 1 2.6 2 5.3 14 2 19 48.8

TEAM 38 20 146 52.6 3.8 1 2.6 2 5.3 14 2 19 48.8

OPPONENTS 18 15 115 83.3 6.4 1 5.6 0 0.0 34 4 24 111.8

RUSHING	NO.	YDS	AVG	LONG	TD
M. Sanders	18	72	4.0	10	0
C. Hubbard	9	60	6.7	21	0
B. Young	3	17	5.7	16	0
L. Shenault Jr.	2	5	2.5	5	0
TEAM	32	154	4.8	21	0
OPPONENTS	26	130	5.0	22	2

RECEIVING TAR NO. YDS AVG LONG TD

H. Hurst	7	5	41	8.2	14	1
M. Sanders	6	4	26	6.5	11	0
T. Marshall Jr.	6	2	23	11.5	12	0
J. Mingo	5	2	17	8.5	9	0
L. Shenault Jr.	2	2	16	8.0	14	0
A. Thielen	2	2	12	6.0	9	0
C. Hubbard	2	2	9	4.5	7	0
G. Ricci	1	1	2	2.0	2	0
TEAM	31	20	146	7.3	14	1
OPPONENTS	18	15	115	7.7	34	1

INTERCEPTIONS NO. YDS AVG LONG TD

OPPONENTS	2	3	1.5	3	0
-----------	---	---	-----	---	---

FUMBLES FUM LST FF REC TD

M. Sanders	1	1	0	0	0
B. Young	1	0	0	1	0
TEAM	2	1	0	1	0
OPPONENTS	1	0	0	1	0

PUNTING NO. YDS AVG NET TB IN LG B

J. Hekker	5	266	53.2	52.4	0	1	69	0
TEAM	5	266	53.2	52.4	0	1	69	0
OPPONENTS	7	337	48.1	46.1	0	3	60	0

PUNT RETURNS RET FC YDS AVG LONG TD

I. Smith-Marsette	3	1	14	4.7	13	0
TEAM	3	1	14	4.7	13	0
OPPONENTS	2	1	4	2.0	4	0

KICKOFF RETURNS NO. YDS AVG LONG TD

FIELD GOALS 1-10 20-29 30-39 40-49 50+

E. Pineiro	0/0	0/0	0/0	1/1	0/0
TEAM	0/0	0/0	0/0	1/1	0/0
OPPONENTS	0/0	0/0	0/0	1/1	0/0

2023 DEFENSIVE STATS

2023 REGULAR SEASON CAROLINA PANTHERS DEFENSIVE STATS (THROUGH WEEK 1)

POS	PLAYER	TOTAL	TKL.	AST.	TFL	SACKS	PRES	FR	FF	INT.	PD
DE	D. Brown	9	8	1	2	1.0	1	0	0	0	0
OLB	B. Burns	7	4	3	1	1.5	1	0	1	0	0
S	J. Chinn	7	3	4	0	0.0	0	0	0	0	0
LB	F. Luvu	7	3	4	0	1.0	3	0	0	0	0
LB	S. Thompson	5	3	2	0	0.0	0	0	0	0	0
CB	C. Henderson	3	3	0	0	0.0	0	0	0	0	0
S	V. Bell	3	2	1	0	0.0	0	0	0	0	0
DE	D. Williams	3	2	1	1	0.0	0	0	0	0	0
DT	N. Thurman	3	1	2	0	0.0	0	0	0	0	0
DE	S. Tuttle	3	0	3	0	0.5	1	0	0	0	0
OLB	J. Houston	2	1	1	1	0.0	0	0	0	0	0
S	X. Woods	2	1	1	0	0.0	0	0	0	0	0
CB	T. Hill	1	1	0	1	0.0	0	0	0	0	0
CB	D. Jackson	1	1	0	0	0.0	0	0	0	0	0
CB	J. Horn	1	0	1	0	0.0	0	0	0	0	0
PANTHERS TOTALS		57	33	24	6	4.0	6	0	1	0	0
OPP. TOTALS		74	35	39	4	2.0	7	1	1	2	4

Ast.=Assist, TFL=Tackle for a Loss, Int.=Interception, FR=Fumble Recovery, FF=Forced Fumble, PD=Pass Defense

2023 PANTHERS SPECIAL TEAMS

POS.	PLAYER	TKL.	AST.	COMB.
S	S. Franklin Jr.	1	0	1
TE	T. Tremble	1	0	1
TOTALS		2	0	2

DEFENSIVE STATS BY RANK

SACKS		INTERCEPTIONS		TACKLES FOR LOSS		PASSES DEFENSED		PRES	
PLAYER	NO.	PLAYER	NO.	PLAYER	NO.	PLAYER	NO.	PLAYER	NO.
B. Burns	1.5			D. Brown	2			F. Luvu	3
D. Brown	1.0			B. Burns	1			D. Brown	1
F. Luvu	1.0			T. Hill	1			B. Burns	1
S. Tuttle	0.5			J. Houston	1			S. Tuttle	1
				D. Williams	1				

GAME-BY-GAME DEFENSE

2023 REGULAR SEASON PANTHERS GAME-BY-GAME DEFENSE

	09/10	09/18	09/24	10/01	10/08	10/15	10/29	11/05	11/09	11/19	11/26	12/03	12/10	12/16	12/24	12/31	01/07	Totals
	@ ATL	NO	@ SEA	MIN	@ DET	@ MIA	HOU	IND	@ CHI	DAL	@ TEN	@ TB	@ NO	ATL	GB	@ JAX	TB	
FIRST DOWNS																		
Total	13																	13
Rushing	7																	7
Passing	6																	6
Penalty	0																	0
THIRD DOWNS																		
Attempts	10																	10
Converted	2																	2
Percentage	20.0																	20.0
FOURTH DOWNS																		
Attempts	0																	0
Converted	0																	0
Percentage	0																	0
TOT. OFFENSE																		
Net Yards	221																	221
Plays	48																	48
Avg./Play	4.6																	4.6
RUSHING																		
Net Yards	130																	130
Rush. Att.	26																	26
Avg./Att.	5.0																	5.0
PASSING																		
Net Yards	91																	91
Attempts	18																	18
Completions	15																	15
Intercepted	0																	0
Gross Yards	115																	115
Sacked	4.0																	4.0
Yards Lost	24																	24
ADVANCES																		
Rushes	26																	26
Completions	15																	15
Totals	41																	41
Total Drives	13																	13
PENALTIES																		
Number	6																	6
Yards	43																	43
FUMBLES																		
Number	1																	1
Lost	0																	0
PUNTING																		
Yards	337																	337
Punts	7																	7
Net Avg.	46.1																	46.1
Gross Avg.	48.1																	48.1
SCORING																		
Points	24																	24
Q1	0																	0
Q2	7																	7
Q3	3																	3
Q4	14																	14
OT	0																	0
TD Rushing	2																	2
TD Passing	1																	1
TD KO Returns	0																	0
TD Punt Returns	0																	0
TD Sp. Teams	0																	0
TD Def. Returns	0																	0
FG Attempts	1																	1
FG Made	1																	1
Safety	0																	0
2-Pt Attempts	0																	0
2-Pt Made	0																	0
Time of Possession	25:19																	25:19

SCORING BREAKDOWN & TURNOVER SUMMARY

(AS OF SEP 12, 2023, 1:02 PM EDT)

2023 : REGULAR SEASON

DATE	OPPONENT	W/L/T	PANTHERS							OPPONENTS						POINT DIFF	OVERALL RECORD
			1ST	2ND	3RD	4TH	OT	TOTAL	1ST	2ND	3RD	4TH	OT	TOTAL			
09/10	at Atlanta	L	0	7	3	0	--	10	0	7	3	14	--	24	-14	0-1	
2023 TOTALS			0-1	0	7	3	0	--	10	0	7	3	14	--	24	-14	0-1
AVG/GAME				0.0	7.0	3.0	0.0	--	10.0	0.0	7.0	3.0	14.0	--	24.0	-14.0	

DATE	OPPONENT	CAR +/- RATIO	CAR TAKES	POINTS OFF TAKES	CAR GIVES	POINTS OFF GIVES	POINTS OFF TO RATIO
09/10	at Atlanta	-3	0 (0 FUM, 0 INT)	0	3 (1 FUM, 2 INT)	17	-17
09/18		--	--	--	--	--	--
09/24		--	--	--	--	--	--
10/01		--	--	--	--	--	--
10/08		--	--	--	--	--	--
10/15		--	--	--	--	--	--
10/29		--	--	--	--	--	--
11/05		--	--	--	--	--	--
11/09		--	--	--	--	--	--
11/19		--	--	--	--	--	--
11/26		--	--	--	--	--	--
12/03		--	--	--	--	--	--
12/10		--	--	--	--	--	--
TBD		--	--	--	--	--	--
12/24		--	--	--	--	--	--
12/31		--	--	--	--	--	--
01/07		--	--	--	--	--	--
TOTALS		-3	0 (0 FUM, 0 INT)	0	3 (1 FUM, 2 INT)	17	-17

SCORING DRIVES

PANTHERS 2023 REGULAR SEASON SCORING DRIVES

DATE	OPPONENT	ACQUIRED	DRIVE START	PLAYS	YARDS	Q-TIME	FIRST DOWNS	SCORING PLAY	CAR	OPP
09/10	at Atlanta	Punt Kickoff	CAR 25 CAR 25	12 9	75 50	Q2-7:18 Q3-4:14	6 3	H. Hurst: 4-yard pass from B. Young E. Pineiro: 43-yard FG	7 10	7 7
09/18	--	--	--	--	--	--	--	--	--	--
09/24	--	--	--	--	--	--	--	--	--	--
10/01	--	--	--	--	--	--	--	--	--	--
10/08	--	--	--	--	--	--	--	--	--	--
10/15	--	--	--	--	--	--	--	--	--	--
10/29	--	--	--	--	--	--	--	--	--	--
11/05	--	--	--	--	--	--	--	--	--	--
11/09	--	--	--	--	--	--	--	--	--	--
11/19	--	--	--	--	--	--	--	--	--	--
11/26	--	--	--	--	--	--	--	--	--	--
12/03	--	--	--	--	--	--	--	--	--	--
12/10	--	--	--	--	--	--	--	--	--	--
12/16	--	--	--	--	--	--	--	--	--	--
12/24	--	--	--	--	--	--	--	--	--	--
12/31	--	--	--	--	--	--	--	--	--	--
01/07	--	--	--	--	--	--	--	--	--	--
AVG			10.5	62.5	5:46	4.5				
TOTALS			21	125	11:32	9				

BIG PASS PLAYS (20+ YARDS)

2023 REGULAR SEASON - BIG PASS PLAYS (20+ YARDS)											
DATE	OPPONENT	QTR	PANTHERS PLAYER	YDS.	DOWN	RESULT	QTR	OPP. PLAYER	YDS.	DOWN	RESULT
09/10	at Atlanta		NONE				4	Desmond Ridder -> Kyle Pitts	34	2-7-CAR 41	Touchdown
09/24	at Seattle	--	--	--	--	--	--	--	--	--	--
10/01	Minnesota	--	--	--	--	--	--	--	--	--	--
10/08	at Detroit	--	--	--	--	--	--	--	--	--	--
10/15	at Miami	--	--	--	--	--	--	--	--	--	--
10/29	Houston	--	--	--	--	--	--	--	--	--	--
11/05	Indianapolis	--	--	--	--	--	--	--	--	--	--
11/09	at Chicago	--	--	--	--	--	--	--	--	--	--
11/19	Dallas	--	--	--	--	--	--	--	--	--	--
11/26	at Tennessee	--	--	--	--	--	--	--	--	--	--
12/03	at Tampa Bay	--	--	--	--	--	--	--	--	--	--
12/10	at New Orleans	--	--	--	--	--	--	--	--	--	--
12/16	Atlanta	--	--	--	--	--	--	--	--	--	--
12/24	Green Bay	--	--	--	--	--	--	--	--	--	--
12/31	at Jacksonville	--	--	--	--	--	--	--	--	--	--
01/07	Tampa Bay	--	--	--	--	--	--	--	--	--	--
TOTALS			0 - 0 (0), 0 TDS					1 - 34 (34.0), 0 TDS			

BIG RUN PLAYS (10+ YARDS)

2023 REGULAR SEASON - BIG RUN PLAYS (10+ YARDS)											
DATE	OPPONENT	QTR	PANTHERS PLAYER	YDS.	DOWN	RESULT	QTR	OPP. PLAYER	YDS.	DOWN	RESULT
09/10	at Atlanta	2	Chuba Hubbard	12	1-10-ATL 32	Touchdown	1	Tyler Allgeier	19	1-10-ATL 12	Punt
		3	Chuba Hubbard	11	2-8-CAR 27	Field Goal	1	Tyler Allgeier	22	1-10-ATL 31	Punt
		3	Miles Sanders	10	2-7-CAR 41	Field Goal	2	Bijan Robinson	10	1-10-ATL 25	Punt
		3	Byce Young	16	1-10-ATL 49	Field Goal	3	Tyler Allgeier	12	1-10-ATL 39	Touchdown
		3	Chuba Hubbard	21	1-10-CAR 25	Fumble	3	Bijan Robinson	21	1-10-CAR 25	Touchdown
		3	Miles Sanders	10	1-15-ATL 49	Fumble					
09/24	at Seattle	--	--	--	--	--	--	--	--	--	--
10/01	Minnesota	--	--	--	--	--	--	--	--	--	--
10/08	at Detroit	--	--	--	--	--	--	--	--	--	--
10/15	at Miami	--	--	--	--	--	--	--	--	--	--
10/29	Houston	--	--	--	--	--	--	--	--	--	--
11/05	Indianapolis	--	--	--	--	--	--	--	--	--	--
11/09	at Chicago	--	--	--	--	--	--	--	--	--	--
11/19	Dallas	--	--	--	--	--	--	--	--	--	--
11/26	at Tennessee	--	--	--	--	--	--	--	--	--	--
12/03	at Tampa Bay	--	--	--	--	--	--	--	--	--	--
12/10	at New Orleans	--	--	--	--	--	--	--	--	--	--
12/16	Atlanta	--	--	--	--	--	--	--	--	--	--
12/24	Green Bay	--	--	--	--	--	--	--	--	--	--
12/31	at Jacksonville	--	--	--	--	--	--	--	--	--	--
01/07	Tampa Bay	--	--	--	--	--	--	--	--	--	--
TOTALS				6 - 80 (13.3), 0 TDS					5 - 84 (16.8), 0 TDS		

DRIVE CHARTS

WEEK 1: PANTHERS 10, FALCONS 24

SEPTEMBER 10, 2023

PANTHERS

FALCONS

#	RECD	LOST	POSS	OBTAINED	BEGAN	PLAYS	YDS	PEN	NET	1ST ENDED	GIVEN UP	#	RECD	LOST	POSS	OBTAINED	BEGAN	PLAYS	YDS	PEN	NET	1ST ENDED	GIVEN UP		
1	13:02	06:08	6:54	Punt	CAR 40	11	48	0	48	3	ATL 11	Downs	1	15:00	13:02	1:58	Kickoff	ATL 25	3	-6	0	-6	0	ATL 19	Punt
2	02:47	01:01	1:46	Punt	CAR 14	2	5	-11	-6	0	CAR 8	Int	2	06:08	02:47	3:21	Downs	ATL 12	5	36	0	36	2	ATL 48	Punt
3	14:54	14:01	0:53	Kickoff	CAR 25	3	7	0	7	0	CAR 32	Punt	3	01:01	14:54	1:07	Int	CAR 17	3	17	0	17	1	CAR 11	TD
4	12:27	05:09	7:18	Punt	CAR 25	12	75	0	75	6	ATL 4	TD	4	14:01	12:27	1:34	Punt	ATL 15	3	9	0	9	0	ATL 24	Punt
5	01:48	01:24	0:24	Punt	CAR 17	3	0	0	0	0	CAR 17	Punt	5	05:09	01:48	3:21	Kickoff	ATL 25	4	20	-15	5	1	ATL 30	Punt
6	15:00	10:46	4:14	Kickoff	CAR 25	9	50	0	50	3	ATL 25	Field Goal	6	01:24	00:00	1:24	Punt	ATL 28	4	-2	0	-2	1	ATL 39	End Half
7	09:34	06:38	2:56	Punt	CAR 21	5	19	0	19	1	CAR 40	Int	7	10:46	09:34	1:12	Kickoff	ATL 25	3	7	0	7	0	ATL 32	Punt
8	04:52	02:24	2:28	Kickoff	CAR 25	4	32	4	36	2	ATL 49	Fumble	8	06:38	04:52	1:46	Int	CAR 36	4	5	0	5	0	CAR 31	Field Goal
9	14:12	10:57	3:15	Kickoff	CAR 25	6	9	-5	4	1	CAR 29	Punt	9	02:24	14:12	3:12	Fumble	ATL 39	7	61	0	61	5	CAR 3	TD
10	08:16	07:09	1:07	Punt	CAR 1	3	2	0	2	0	CAR 3	Punt	10	10:57	08:16	2:41	Punt	ATL 35	3	15	-10	5	0	ATL 40	Punt
11	04:48	03:47	1:01	Kickoff	CAR 25	3	-12	0	-12	0	CAR 13	Punt	11	07:09	04:48	2:21	Punt	ATL 44	6	56	0	56	3	CAR 3	TD
12	02:39	00:14	2:25	Punt	CAR 30	12	46	-6	40	4	ATL 34	Downs	12	03:47	02:39	1:08	Punt	ATL 22	3	4	0	4	0	ATL 26	Punt
													13	00:14	00:00	0:14	Downs	ATL 30	1	-1	0	-1	0	ATL 30	End Game

GAME SUMMARIES



WEEK 1

Carolina Panthers 10, Atlanta Falcons 24
69,597 Mercedes-Benz Stadium Sep 10, 2023



Carolina Panthers	0	7	3	0	—	10
Atlanta Falcons	0	7	3	14	—	24

SCORING DRIVES

TEAM	QTR	TIME	SCORING PLAY	CAR	ATL
Falcons	2	14:54	B.Robinson 11 yd. pass from D.Ridder (Y.Koo kick) (3-17, 1:07)	0	7
Panthers	2	05:09	H.Hurst 4 yd. pass from B.Young (E.Pineiro kick) (12-75, 7:18)	7	7
Panthers	3	10:46	E.Pineiro 43 yd. Field Goal (9-50, 4:14)	10	7
Falcons	3	04:52	Y.Koo 49 yd. Field Goal (4-5, 1:46)	10	10
Falcons	4	14:12	T.Allgeier 3 yd. run (Y.Koo kick) (7-61, 3:12)	10	17
Falcons	4	04:48	T.Allgeier 3 yd. run (Y.Koo kick) (6-56, 2:21)	10	24

ATLANTA FALCONS	
OFFENSE	DEFENSE
WR 5 D. London	OLB 48 B. Dupree
TE 85 M. Pruitt	DL 93 C. Campbell
TE 8 K. Pitts	DL 97 G. Jarrett
QB 9 D. Ridder	DL 90 D. Onyemata
RB 7 B. Robinson	ILB 55 K. Ellis
	ILB 44 T. Andersen
	CB 33 T. Flowers
	CB 24 A. Terrell
	CB 20 D. Alford

CAROLINA PANTHERS	
OFFENSE	DEFENSE
LT 79 I. Ekwonu	DE 99 S. Tuttle
LG 70 B. Christensen	DE 95 D. Brown
C 56 B. Bozeman	OLB 0 B. Burns
RG 62 C. Zavala	OLB 50 J. Houston
RT 72 T. Moton	LB 49 F. Luvu
TE 81 H. Hurst	LB 7 S. Thompson
WR 19 A. Thielen	CB 26 D. Jackson
WR 88 T. Marshall Jr.	CB 8 J. Horn
WR 15 J. Mingo	S 25 X. Woods
QB 9 B. Young	S 24 V. Bell
NCB 6 M. Sanders	NCB 21 J. Chinn

CAROLINA PANTHERS

PASSING	ATT	CP	YDS	SK/YD	TD	LG	INT	RTG
Bryce Young	38	20	146	2/19	1	14	2	48.8
TOTAL	38	20	146	2/19	1	14	2	48.8

RUSHING	ATT	YDS	AVG	LG	TD
Miles Sanders	18	72	4.0	10	0
Chuba Hubbard	9	60	6.7	21	0
Bryce Young	3	17	5.7	16	0
Laviska Shenault Jr.	2	5	2.5	5	0
TOTAL	32	154	4.8	21	0

RECEIVING	NO	YDS	AVG	LG	TD
Hayden Hurst	5	41	8.2	14	1
Miles Sanders	4	26	6.5	11	0
Terrace Marshall Jr.	2	23	11.5	12	0
Jonathan Mingo	2	17	8.5	9	0
Laviska Shenault Jr.	2	16	8.0	14	0
Adam Thielen	2	12	6.0	9	0
Chuba Hubbard	2	9	4.5	7	0
Giovanni Ricci	1	2	2.0	2	0
TOTAL	20	146	7.3	14	1

TOP DEFENSE	TOT	SOLO	AST	SCK	YDS	INT
Derrick Brown	9	8	1	1.0	13.0	0
Brian Burns	7	4	3	1.5	9.5	0
Jeremy Chinn	7	3	4	0.0	0.0	0

FIELD GOALS	FGM/FGA	PERCENT	RESULTS
Eddy Pineiro	1-1	100.0	43G
TOTAL	1-1	100.0	

ATLANTA FALCONS

PASSING	ATT	CP	YDS	SK/YD	TD	LG	INT	RTG
Desmond Ridder	18	15	115	4/24	1	34	0	111.8
TOTAL	18	15	115	4/24	1	34	0	111.8

RUSHING	ATT	YDS	AVG	LG	TD
Tyler Allgeier	15	75	5.0	22	2
Bijan Robinson	10	56	5.6	21	0
Desmond Ridder	1	-1	-1.0	-1	0
TOTAL	26	130	5.0	22	2

RECEIVING	NO	YDS	AVG	LG	TD
Bijan Robinson	6	27	4.5	17	1
Mack Hollins	3	31	10.3	11	0
Tyler Allgeier	3	19	6.3	12	0
Kyle Pitts	2	44	22.0	34	0
Desmond Ridder	1	-6	-6.0	-6	0
TOTAL	15	115	7.7	34	1

TOP DEFENSE	TOT	SOLO	AST	SCK	YDS	INT
Jessie Bates III	10	5	5	0.0	0.0	2
Troy Andersen	10	3	7	0.5	3.5	0
Kaden Ellis	9	6	3	0.0	0.0	0

FIELD GOALS	FGM/FGA	PERCENT	RESULTS
Younghoe Koo	1-1	100.0	49G
TOTAL	1-1	100.0	

Team Statistics

	Panthers	Falcons
First Downs	20	13
3rd-Down Eff. (Made/Att/Pct)	5/14/36%	2/10/20%
4th-Down Eff. (Made/Att/Pct)	0/2/0%	0/0/0%
Total Net Yards	281	221
Total Plays	72	48
Yards Per Play	3.9	4.6
Rushes/Net Yards	32/154	26/130
Net Passing	127	91
Pass Attempts/Completions	38/20	18/15
Had Intercepted	2	0
Sacked/Yards Lost	2/19	4/24
Punts/Average	5/53.2	7/48.1
Penalties/Yards	9/66	6/43
Fumbles/Lost	2/1	1/0
Possession Time	34:41	25:19

***ALL-TIME
STATISTICAL LEADERS***



ALL-TIME CAREER SCORERS

SCORING	YEARS	TD	TDr	TDp	TDrt	FG - ATT	PAT - ATT	2pt	S	PTS
Kasay, John	1995-2010	0	0	0	0	351 - 424	429 - 438	0	0	1482
Gano, Graham	2012-2019	0	0	0	0	165 - 193	247 - 260	0	0	742
Smith, Steve	2001-2013	75	2	67	6	0 - 0	0 - 0	2	0	454
Newton, Cam	2011-19, 2021	63	63	0	0	0 - 0	0 - 0	2	0	382
Stewart, Jonathan	2008-2017	58	51	7	0	0 - 0	0 - 0	0	0	348
Williams, DeAngelo	2006-2014	53	46	7	0	0 - 0	0 - 0	2	0	322
Muhammad, Muhsin	1996-04; 08-09	50	0	50	0	0 - 0	0 - 0	2	0	304
McCaffrey, Christian	2017-2022	50	32	18	0	0 - 0	0 - 0	1	0	302
Walls, Wesley	1996-2002	44	0	44	0	0 - 0	0 - 0	0	0	264
Olsen, Greg	2011-2019	39	0	39	0	0 - 0	0 - 0	2	0	238
Slye, Joey	2019-2020	0	0	0	0	54 - 66	64 - 71	0	0	226
Funchess, Devin	2015-2018	21	0	21	0	0 - 0	0 - 0	1	0	128
Moore, DJ	2018-2022	21	0	21	0	0 - 0	0 - 0	1	0	128
Davis, Stephen	2003-2005	20	20	0	0	0 - 0	0 - 0	0	0	120
Ginn Jr., Ted	2013, 15-16	19	0	19	0	0 - 0	0 - 0	0	0	114
Samuel, Curtis	2017-2020	19	5	14	0	0 - 0	0 - 0	0	0	114
Tolbert, Mike	2012-2016	19	13	6	0	0 - 0	0 - 0	0	0	114
Pineiro, Eddy	2022	0	0	0	0	34 - 36	30 - 32	0	0	111
Mare, Olindo	2011	0	0	0	0	22 - 28	44 - 45	0	0	110
Benjamin, Kelvin	2014-2017	18	0	18	0	0 - 0	0 - 0	0	0	108
Biakabutuka, Tshimanga	1996-2001	17	14	3	0	0 - 0	0 - 0	0	0	102
Nedney, Joe	2000	0	0	0	0	26 - 28	20 - 20	0	0	98
Foster, DeShaun	2002-2007	14	10	4	0	0 - 0	0 - 0	0	0	84
Gonzalez, Zane	2021-2022	0	0	0	0	20 - 22	22 - 23	0	0	82
Carrier, Mark	1995-1998	13	0	13	0	0 - 0	0 - 0	0	0	78
LaFell, Brandon	2010-2013	13	0	13	0	0 - 0	0 - 0	0	0	78
Lane, Fred	1997-1999	13	13	0	0	0 - 0	0 - 0	0	0	78
Jeffers, Patrick	1999-2001	12	0	12	0	0 - 0	0 - 0	0	0	72
Ismail, Raghib	1996-1998	11	1	10	0	0 - 0	0 - 0	0	0	66
Graham, Shayne	2002	0	0	0	0	13 - 18	21 - 21	0	0	60
Anderson, Robbie	2020 - 2022	9	0	9	0	0 - 0	0 - 0	1	0	56
Goings, Nick	2001-2008	9	6	3	0	0 - 0	0 - 0	1	0	56
Johnson, Anthony	1995-1999	9	7	2	0	0 - 0	0 - 0	1	0	56
Floyd, William	1998-2000	9	7	2	0	0 - 0	0 - 0	0	0	54
Green, Willie	1995-1996	9	0	9	0	0 - 0	0 - 0	0	0	54
Hoover, Brad	2000-2009	9	3	6	0	0 - 0	0 - 0	0	0	54
King, Jeff	2006-2010	9	0	9	0	0 - 0	0 - 0	0	0	54
Mangum, Kris	1997-2006	9	0	9	0	0 - 0	0 - 0	0	0	54

ALL-TIME CAREER SCORERS

SCORING	YEARS	TD	TDr	TDp	TDrt	FG - ATT	PAT - ATT	2pt	S	PTS
Hubbard, Chuba	2021 - 2022	8	7	1	0	0 - 0	0 - 0	0	0	48
Brown, Corey	2014-2016	8	0	7	1	0 - 0	0 - 0	0	0	48
Carter, Drew	2004-2007	8	0	8	0	0 - 0	0 - 0	0	0	48
Davis, Mike	2019-2020	8	7	1	0	0 - 0	0 - 0	0	0	48
Proehl, Ricky	2003-2005	8	0	8	0	0 - 0	0 - 0	0	0	48
Cunningham, Richie	1999-2000	0	0	0	0	8 - 10	22 - 23	0	0	46
Colbert, Keary	2004-2007	7	0	7	0	0 - 0	0 - 0	1	0	44
Medlock, Justin	2012	0	0	0	0	7 - 10	23 - 23	0	0	44
Darnold, Sam	2021 - 2022	7	7	0	0	0	0 - 0	0	0	42
Hayes, Donald	1998-2001	7	0	7	0	0 - 0	0 - 0	0	0	42
Smith, Lamar	2002	7	7	0	0	0 - 0	0 - 0	0	0	42
Dickson, Ed	2014-2017	6	0	5	1	0 - 0	0 - 0	0	0	36
Weinke, Chris	2001-2006	6	6	0	0	0 - 0	0 - 0	0	0	36
Tremble, Tommy	2021 - 2022	5	1	4	0	0 - 0	0 - 0	1	0	32
Foreman D'Onta	2022	5	5	0	0	0 - 0	0 - 0	1	0	32
Artis-Payne, Cameron	2015-2018	5	5	0	0	0 - 0	0 - 0	0	0	30
Bates, Michael	1996-2000	5	0	0	5	0 - 0	0 - 0	0	0	30
Bridgewater, Teddy	2020	5	5	0	0	0 - 0	0 - 0	0	0	30
Brown, Dee	2002	5	4	1	0	0 - 0	0 - 0	0	0	30
Delhomme, Jake	2003-2009	5	5	0	0	0 - 0	0 - 0	0	0	30
Johnson, Keyshawn	2006	5	1	4	0	0 - 0	0 - 0	0	0	30
Munnerlyn, Captain	2009-13;17-18	5	0	0	5	0 - 0	0 - 0	0	0	30
Rosario, Dante	2007-2010	5	0	5	0	0 - 0	0 - 0	0	0	30
Collins, Kerry	1995-1998	4	4	0	0	0 - 0	0 - 0	2	0	28
Cotchery, Jerricho	2014-2015	4	0	4	0	0 - 0	0 - 0	1	0	26
Thomas, Ian	2018-2022	4	0	4	0	0 - 0	0 - 0	0	0	24
Byrd, Isaac	2000-2002	4	0	4	0	0 - 0	0 - 0	0	0	24
Carruth, Rae	1997-1999	4	0	4	0	0 - 0	0 - 0	0	0	24
Griffith, Howard	1995-1996	4	2	2	0	0 - 0	0 - 0	0	0	24
Minter, Mike	1997-2006	4	0	0	4	0 - 0	0 - 0	0	0	24
Moore, Derrick	1995	4	4	0	0	0 - 0	0 - 0	0	0	24
Shockey, Jeremy	2011	4	0	4	0	0 - 0	0 - 0	0	0	24
Whittaker, Fozzy	2014-2018	4	2	2	0	0 - 0	0 - 0	0	0	24
Catanzaro, Chandler	2018	0	0	0	0	5 - 5	7 - 8	0	0	22
Beuerlein, Steve	1996-2000	3	3	0	0	0 - 0	0 - 0	1	0	20
Blackshear, Raheem	2022	3	3	0	0	0 - 0	0 - 0	0	0	18
Allen, Kyle	2018-2019	3	3	0	0	0 - 0	0 - 0	0	0	18
Armah, Alex	2017-2020	3	3	0	0	0 - 0	0 - 0	0	0	18
Byrd, Damiere	2016-2018	3	0	2	1	0 - 0	0 - 0	0	0	18

ALL-TIME CAREER SCORERS

SCORING	YEARS	TD	TDr	TDp	TDrt	FG - ATT	PAT - ATT	2pt	S	PTS
Gamble, Chris	2004-2012	3	0	0	3	0 - 0	0 - 0	0	0	18
Gettis, David	2010-13	3	0	3	0	0 - 0	0 - 0	0	0	18
Goodson, Mike	2009-2011	3	3	0	0	0 - 0	0 - 0	0	0	18
Greene, Scott	1996-1997	3	1	2	0	0 - 0	0 - 0	0	0	18
Hetherington, Chris	1999-2001	3	2	1	0	0 - 0	0 - 0	0	0	18
Huntley, Richard	2001	3	2	1	0	0 - 0	0 - 0	0	0	18
Metzelaars, Pete	1995	3	0	3	0	0 - 0	0 - 0	0	0	18
Peppers, Julius	2002-09; 17-18	3	0	0	3	0 - 0	0 - 0	0	0	18
Hajrullahu, Lirim	2021	0	0	0	0	4 - 5	3 - 3	0	0	15
Kuechly, Luke	2012-2019	2	0	0	2	0 - 0	0 - 0	0	1	14
Seidman, Mike	2003-2006	2	0	2	0	0 - 0	0 - 0	1	0	14
Smith, Shi	2021-2022	2	0	2	0	0 - 0	0 - 0	0	0	12
Shenault Jr., Laviska	2022	2	1	1	0	0 - 0	0 - 0	0	0	12
Zylstra, Brandson	2019-21	2	0	1	1	0 - 0	0 - 0	0	0	12
Bonnafon, Reggie	2019-2020	1	1	1	0	0 - 0	0 - 0	0	0	12
Coleman, Kurt	2015-2017	2	0	0	2	0 - 0	0 - 0	0	0	12
Chinn, Jeremy	2020-2022	2	0	0	2	0 - 0	0 - 0	0	0	12
Crawford, Casey	2000-2001	2	0	1	1	0 - 0	0 - 0	0	0	12
Davis, Eric	1996-2000	2	0	0	2	0 - 0	0 - 0	0	0	12
Evans, Doug	1998-2001	2	0	0	2	0 - 0	0 - 0	0	0	12
Fauria, Christian	2007	2	0	2	0	0 - 0	0 - 0	0	0	12
Gaines, Michael	2004-2006	2	2	0	0	0 - 0	0 - 0	0	0	12
Guliford, Eric	1995	2	0	1	1	0 - 0	0 - 0	0	0	12
Kinchen, Brian	1999-2000	2	0	2	0	0 - 0	0 - 0	0	0	12
Manning, Jr., Ricky	2003-2005	2	0	0	2	0 - 0	0 - 0	0	0	12
Marshall, Richard	2006-2010	2	0	0	2	0 - 0	0 - 0	0	0	12
Mills, Sam	1995-1997	2	0	0	2	0 - 0	0 - 0	0	0	12
Murphy, Louis	2012	2	0	1	1	0 - 0	0 - 0	0	0	12
Norman, Josh	2011-2015	2	0	0	2	0 - 0	0 - 0	0	0	12
Pilares, Kealoha	2011-2012	2	0	1	1	0 - 0	0 - 0	0	0	12
Smith, Torrey	2018	2	0	2	0	0 - 0	0 - 0	0	0	12
Wiggins, Jermaine	2002	2	0	2	0	0 - 0	0 - 0	0	0	12
Chandler, Jeff	2004	0	0	0	0	0 - 2	8 - 8	0	0	8
Christian, Bob	1995-1996	1	0	1	0	0 - 0	0 - 0	2	0	8
Davis, Thomas	2005-2018	0	0	0	1	0 - 0	0 - 0	0	1	8
Stone, Dwight	1995-1998	1	0	0	1	0 - 0	0 - 0	0	1	8
Wright, Jarius	2018-2019	1	0	1	0	0 - 0	0 - 0	0	0	8
Santoso, Ryan	2021	0	0	0	0	2 - 2	1 - 2	0	0	7
Sauerbrun, Todd	2001-2004	0	0	0	0	1 - 1	4 - 4	0	0	7
Hurst, Hayden	2023	1	0	1	0	0 - 0	0 - 0	0	0	6

ALL-TIME CAREER SCORERS

SCORING	YEARS	TD	TDr	TDp	TDrt	FG - ATT	PAT - ATT	2pt	S	PTS
Jordan, Michael	2021-2022	1	0	0	1	0 - 0	0 - 0	0	0	6
Mashall Jr. Terrace	2021-2022	1	0	1	0	0 - 0	0 - 0	0	0	6
Mayfield, Baker	2022	1	1	0	0	0 - 0	0 - 0	0	0	6
Luvu, Frankie	2021-2002	1	0	0	1	0 - 0	0 - 0	0	0	6
Haynes Sr., Marquis	2018-22	1	0	0	1	0 - 0	0 - 0	0	0	6
Abdullah, Ameer	2021	1	0	1	0	0 - 0	0 - 0	0	0	6
Robinson, Kenny	2021	0	0	0	1	0 - 0	0 - 0	0	0	6
Anderson, C.J.	2018	1	0	1	0	0 - 0	0 - 0	0	0	6
Anderson, Rashard	2000-2001	1	0	0	1	0 - 0	0 - 0	0	0	6
Avant, Jason	2014	1	0	1	0	0 - 0	0 - 0	0	0	6
Barnidge, Gary	2008-12	1	0	1	0	0 - 0	0 - 0	0	0	6
Beebe, Don	1995	1	0	1	0	0 - 0	0 - 0	0	0	6
Bennett, Brandon	2004	1	1	0	0	0 - 0	0 - 0	0	0	6
Bersin, Brenton	2014-2017	1	0	1	0	0 - 0	0 - 0	0	0	6
Boston, Tre	2014-2016;	1	0	0	1	0 - 0	0 - 0	0	0	6
Brockel, Richie	2011-2015	1	1	0	0	0 - 0	0 - 0	0	0	6
Broughton, Luther	1997-1998	1	0	1	0	0 - 0	0 - 0	0	0	6
Burns, Brian	2019-2022	1	1	0	0	0 - 0	0 - 0	0	0	6
Clay, Kaelin	2017	1	0	0	1	0 - 0	0 - 0	0	0	6
Florence, Drayton	2013	1	0	0	1	0 - 0	0 - 0	0	0	6
Gardner, Rod	2005	1	0	1	0	0 - 0	0 - 0	0	0	6
Godfrey, Charles	2008-2014	1	0	0	1	0 - 0	0 - 0	0	0	6
Greene, Kevin	1996; 1998-	1	0	0	1	0 - 0	0 - 0	0	0	6
Harper, Roman	2014-2015	1	0	0	1	0 - 0	0 - 0	0	0	6
Hitchcock, Jimmy	2000-2001	1	0	0	1	0 - 0	0 - 0	0	0	6
Hixon, Domenik	2013	1	0	1	0	0 - 0	0 - 0	0	0	6
Jarrett, Dwayne	2007-2010	1	0	1	0	0 - 0	0 - 0	0	0	6
Jones, Colin	2012-2019	1	0	0	1	0 - 0	0 - 0	0	0	6
King, Shawn	1996-1998	1	0	0	1	0 - 0	0 - 0	0	0	6
Kragen, Greg	1995-1997	1	0	0	1	0 - 0	0 - 0	0	0	6
Lucas, Ken	2005-2008	1	0	0	1	0 - 0	0 - 0	0	0	6
Manhertz, Chris	2017-2020	1	0	1	0	0 - 0	0 - 0	0	0	6
McKyer, Tim	1995	1	0	0	1	0 - 0	0 - 0	0	0	6
Mills, Ernie	1997	1	0	1	0	0 - 0	0 - 0	0	0	6
Moorehead, Kindal	2003-07	1	0	0	1	0 - 0	0 - 0	0	0	6
Naanee, Legedu	2011	1	0	1	0	0 - 0	0 - 0	0	0	6
Ogbonnaya, Chris	2014	1	1	0	0	0 - 0	0 - 0	0	0	6

ALL-TIME CAREER SCORERS

SCORING	YEARS	TD	TDr	TDp	TDrt	FG - ATT	PAT - ATT	2pt	S	PTS
Oliver, Winslow	1996-1998	1	0	0	1	0 - 0	0 - 0	0	0	6
Philyaw, Dino	1995-1996	1	1	0	0	0 - 0	0 - 0	0	0	6
Robertson, Jamal	2004-2005	1	1	0	0	0 - 0	0 - 0	0	0	6
Shepard, Russell	2017	1	0	1	0	0 - 0	0 - 0	0	0	6
Smart, Rod	2002-2005	1	0	0	1	0 - 0	0 - 0	0	0	6
Smith, Rodney	2020	1	1	0	0	0 - 0	0 - 0	0	0	6
Thompson, Colin	2020-2022	1	0	1	0	0 - 0	0 - 0	0	0	6
Thompson, Shaq	2015-2022	1	0	0	1	0 - 0	0 - 0	0	0	6
Uwaezuoke, Iheanyi	2000	1	0	0	1	0 - 0	0 - 0	0	0	6
Vaughan, Josh	2010-2011	1	1	0	0	0 - 0	0 - 0	0	0	6
Wallace, Al	2002-2006	1	0	0	1	0 - 0	0 - 0	0	0	6
Wesley, Dante	2002-05;07-09	1	0	0	1	0 - 0	0 - 0	0	0	6
White, Melvin	2013-2014	1	0	0	1	0 - 0	0 - 0	0	0	6
Witherspoon, Will	2002-2005	1	0	0	1	0 - 0	0 - 0	0	0	6
Workman, Vince	1995	1	1	0	0	0 - 0	0 - 0	0	0	6
Hardy, Greg	2010-2014	0	0	0	0	0 - 0	0 - 0	0	2	4
Hilbert, Jon	2002	0	0	0	0	0 - 2	3 - 3	0	0	3
Marshall Jr., Terrace	2021 - 2022	0	0	0	0	0 - 0	0 - 0	0	1	2
Addison, Mario	2012-2019	0	0	0	0	0 - 0	0 - 0	0	1	2
Applewhite, Antwan	2011-2012	0	0	0	0	0 - 0	0 - 0	0	1	2
Jackson, Donte	2018-2022	0	0	0	0	0 - 0	0 - 0	1	0	2
Irvin, Bruce	2019	0	0	0	0	0 - 0	0 - 0	0	1	2
Onatolu, Kenny	2012	0	0	0	0	0 - 0	0 - 0	0	1	2
Rasby, Walter	1995-1997	0	0	0	0	0 - 0	0 - 0	1	0	2
Rucker, Mike	1999-2007	0	0	0	0	0 - 0	0 - 0	0	1	2
Thomas, Hollis	2009	0	0	0	0	0 - 0	0 - 0	0	1	2
		1042	399	566	80	711 - 851	948 - 984	28	12	9410

ALL-TIME CAREER PASSERS

PLAYER	YEARS	ATT	CMP	PCT	YDS	TD	INT	SACK	YDS LOST	Rtg	300yd
Newton, Cam	2011-19,21	4,106	2,440	59.4%	29,725	186	113	301	2,281	85.4	20
Delhomme, Jake	2003-2009	2,669	1,580	59.2%	19,258	120	89	154	1,158	82.6	11
Beuerlein, Steve	1996-2000	1,723	1,041	60.4%	12,690	86	50	191	1,109	87.7	8
Collins, Kerry	1995-1998	1,340	694	51.8%	8,306	47	54	79	515	66.0	5
Weinke, Chris	2001-2006	687	373	54.3%	3,800	14	26	42	267	61.4	2
Bridgewater, Teddy	2020	492	340	69.1%	3,733	15	11	31	195	92.1	3
Darnold, Sam	2021 -2022	546	325	59.5%	3,670	16	16	45	282	77.2	4
Allen, Kyle	2018-2019	520	323	62.1%	3,588	19	16	46	397	82.0	3
Peete, Rodney	2002-2004	392	228	58.2%	2,652	15	14	34	212	76.6	3
Moore, Matt	2007-2010	392	227	57.9%	2,640	16	17	28	208	73.9	1
Clausen, Jimmy	2010-2012	299	157	52.5%	1,558	3	9	33	223	58.4	0
Walker, PJ	2020-2022	212	121	57.1%	1,401	5	11	16	115	63.4	0
Mayfield, Baker	2022	206	119	57.8%	1,313	6	6	19	126	74.3	0
Anderson, Derek	2011-2017	168	111	66.1%	1,265	7	5	4	17	90.0	0
Testaverde, Vinny	2007	172	94	54.7%	952	5	6	9	46	65.8	0
Carr, David	2007	136	73	53.7%	635	3	5	13	74	58.3	0
Reich, Frank	1995	84	37	44.0%	441	2	2	12	100	58.7	1
Heinicke, Taylor	2018	57	35	61.4%	320	1	3	2	17	60.6	0
Grier, Will	2019-2020	52	28	53.8%	228	0	4	6	44	33.2	0
St. Pierre, Brian	2010	28	13	46.4%	173	1	2	3	23	48.7	0
Fasani, Randy	2002	44	15	34.1%	171	0	4	7	60	8.8	0
Young, Bryce	2023	38	20	52.6%	146	1	2	2	19	48.8	0

ALL-TIME CAREER PASSERS

PLAYER	YEARS	ATT	CMP	PCT	YDS	TD	INT	SACK	YDS LOST	Rtg	300yd
Lytle, Matt	2001	30	17	56.7%	133	1	3	3	24	39.3	0
Lewis, Jeff	1999-2000	35	18	51.4%	131	0	1	8	57	48.6	0
Trudeau, Jack	1995	17	11	64.7%	100	0	3	2	8	40.9	0
Eason, Jacob	2022	5	3	60.0%	59	0	1	0	0	61.7	0
Basanez, Brett	2006-2008	11	6	54.5%	56	0	1	0	0	30.9	0
McCaffrey, Christian	2017-2022	3	1	33.3%	50	1	0	0	0	121.5	0
Pike, Tony	2010	12	6	50.0%	47	0	0	1	10	60.1	0
Guliford, Eric	1995	2	1	50.0%	46	0	1	0	0	56.3	0
Gilbert, Garrett	2018	3	2	66.7%	40	0	0	1	5	109.7	0
Craig, Dameyune	2001	8	4	50.0%	34	0	0	2	15	61.5	0
Charlton, Joseph	2020	1	1	100.0%	28	0	0	0	0	118.8	0
Naanee, Legedu	2011	1	1	100.0%	27	0	0	0	0	118.8	0
Palardy, Michael	2017-2019	2	1	50.0%	12	0	0	0	0	68.8	0
Edwards, Armanti	2010-2013	3	2	66.7%	11	0	0	0	0	72.9	0
McCown, Josh	2008-2009	6	1	16.7%	2	0	0	1	6	39.6	0
Zylstra, Brandon	2019-21	1	0	0.0%	0	0	0	0	0	39.6	0
Bono, Steve	1999	1	0	0.0%	0	0	0	0	0	39.6	0
Brown, Dee	2001-2002	1	0	0.0%	0	0	1	0	0	0.0	0
Floyd, William	1998-2000	1	0	0.0%	0	0	1	0	0	0.0	0
Foster, DeShaun	2002-2005	1	0	0.0%	0	0	0	0	0	39.6	0
Huntley, Richard	2001	1	0	0.0%	0	0	0	1	0	39.6	0
Johnson, Keyshawn	2006	1	0	0.0%	0	0	1	0	0	0.0	0
LaFell, Brandon	2010-2013	1	0	0.0%	0	0	0	0	0	39.6	0
Moore, DJ	2018-2022	1	0	0.0%	0	0	0	0	0	39.6	0
Proehl, Ricky	2003-2004	1	0	0.0%	0	0	0	0	0	39.6	0
Sauerbrun, Todd	2001-2004	1	0	0.0%	0	0	0	0	0	39.6	0
Smith, Steve	2001-2013	1	0	0.0%	0	0	0	0	0	39.6	0
Walter, Ken	1997-2000	2	0	0.0%	0	0	0	0	0	39.6	0
Workman, Vince	1995	1	0	0.0%	0	0	0	0	0	39.6	0
TOTAL		14,474	8,446	58.4%	99,236	569	475	1094	7,594	78.7	61

ALL-TIME CAREER RUSHERS

PLAYER	YEARS	RSH	YDS	AVG	LONG	TDs	100-YD GAMES
Stewart, Jonathan	2008-2017	1,699	7,318	4.3	69t	51	16
Williams, DeAngelo	2006-2014	1,432	6,846	4.8	77	46	18
Newton, Cam	2011-19, 2021	981	5,036	5.1	72t	63	3
McCaffrey, Christian	2017-2022	853	3,911	4.6	84t	32	12
Foster, DeShaun	2002-2007	851	3,336	3.9	71	10	7
Biakabutuka, Tshimanga	1996-2001	611	2,530	4.1	67t	14	7
Davis, Stephen	2003-2005	522	2,085	4.0	40	20	7
Lane, Fred	1997-1999	502	2,001	4.0	50	13	6
Johnson, Anthony	1995-1999	482	1,795	3.7	29	7	6
Goings, Nick	2001-2008	400	1,470	3.7	57t	6	5
Hubbard, Chuba	2021 - 2022	263	1,072	4.1	35	7	2
Tolbert, Mike	2012-2016	289	992	3.4	29	13	0
Hoover, Brad	2000-2009	284	961	3.4	35	3	1
D'Onta Foreman	2022	198	895	4.5	60	5	5
Moore, Derrick	1995	195	740	3.8	53t	4	2
Smith, Lamar	2002	209	737	3.5	59	7	1
Huntley, Richard	2001	165	665	4.0	25	2	1
Davis, Mike	2019-2020	167	644	3.9	25	6	0
Whittaker, Fozzy	2014-2018	121	536	4.4	25	2	1
Goodson, Mike	2009-2011	125	501	4.0	45	3	2
Artis-Payne, Cameron	2015-2018	118	491	4.2	43	5	0
Samuel, Curtis	2017-2020	72	478	6.6	45	5	0
Smith, Steve	2001-2013	57	387	6.8	39	2	0
Brown, Dee	2002	102	360	3.5	24	4	1
Moore, DJ	2018-2022	39	335	8.6	32	0	0
Darnold, Sam	2021 - 2022	74	328	4.4	30	7	0
Beuerlein, Steve	1996-2000	109	305	2.8	20	3	0
Bridgewater, Teddy	2020	53	279	5.3	18t	5	0
Delhomme, Jake	2003-2009	152	260	1.7	13	5	0
Collins, Kerry	1995-1998	107	217	2.0	21	4	0
Griffith, Howard	1995-1996	77	204	2.6	15	2	0
Bonnafon, Reggie	2019-2021	29	189	6.5	59t	1	0
Ginn Jr., Ted	2013, 15-16	22	187	8.5	43	0	0
Oliver, Winslow	1996-1998	48	183	3.8	16	0	0

ALL-TIME CAREER RUSHERS

PLAYER	YEARS	RSH	YDS	AVG	LONG	TDs	100-YD GAMES
Floyd, William	1998-2000	79	182	2.3	16	7	0
Christian, Bob	1995-1996	41	158	3.9	17	0	0
Greene, Scott	1996-1997	45	157	3.5	10t	1	0
Smith, Rodney	2020 - 2021	41	156	3.8	13	1	0
Ismail, Raghib	1996-1998	15	154	10.3	36	1	0
Weinke, Chris	2001-2006	54	148	2.7	23	6	0
Brown, Corey	2014-2016	16	139	8.7	28	0	0
Sutton, Tyrell	2009-2010	25	139	5.6	32	0	0
Workman, Vince	1995	35	139	4.0	14	1	0
Abdullah, Ameer	2021	44	136	3.1	15	0	0
Allen, Kyle	2018-2019	37	125	3.4	17	3	0
LaFell, Brandon	2010-2013	6	110	18.3	60	0	0
Anderson, C.J.	2018	22	105	4.8	22	0	0
Fasani, Randy	2002	18	95	5.3	19	0	0
Thomas, Blair	1995	22	90	4.1	13	0	0
Hetherington, Chris	1999-2001	30	84	2.8	14	2	0
Reaves, Darrin	2014	31	78	2.5	9	0	0
Freeman, Royce	2021	21	77	3.7	13	0	0
Blackshear, Raheem	2022	23	77	3.3	16	2	0
Sanders, Miles	2023	18	72	4.0	10	0	0
Shenault Jr. Laviska	2022-2023	11	70	6.4	41t	1	0
Muhammad, Muhsin	1996-2004	11	64	5.8	20	0	0
Baldwin, Randy	1995	23	61	2.7	9	0	0
Smart, Rod	2002-2005	27	61	2.3	6	0	0
Carr, David	2007	17	59	3.5	15	0	0
Clausen, Jimmy	2010-2012	23	57	2.5	11	0	0
Harris, Joey	2004	15	53	3.5	19	0	0
Mayfield, Baker	2022	16	52	3.3	17	1	0
Anderson, Robbie	2020-2022	7	51	7.3	30	0	0
Walker, PJ	2020-2022	18	50	2.4	20	0	0
Ogbonnaya, Chris	2014	14	50	3.6	9	1	0
Brown, Spencer	2021-22	9	43	4.5	7	0	0

ALL-TIME CAREER RUSHERS

PLAYER	YEARS	RSH	YDS	AVG	LONG	TDs	100-YD GAMES
Robertson, Jamal	2004-2005	14	41	2.9	11	1	0
Philyaw, Dino	1996	12	38	3.2	8	1	0
Lewis, Jeff	1999-2000	12	37	3.1	19	0	0
Armah, Alex	2017-2020	21	35	1.7	4	3	0
Cannon, Trenton	2020	10	33	3.3	13	0	0
Wright, Jarius	2018-2019	3	32	10.7	34	0	0
Heinicke, Taylor	2018	5	31	6.2	19	0	0
Vaughan, Josh	2010-2011	10	31	3.1	9	1	0
Chinn, Jeremy	2020-2022	2	29	1.0	28	0	0
Carruth, Rae	1996-1999	7	27	3.9	6	0	0
Clay, Kaelin	2017	2	27	13.5	29	0	0
Moore, Matt	2007-2010	20	27	1.4	8	0	0
Bates, Michael	1996-2000	8	25	3.1	12	0	0
Craig, Dameyune	1999-2001	5	24	4.8	13	0	0
Stevens, Tommy	2020	4	24	6.0	10	0	0
Shelton, Eric	2005-2006	8	23	2.9	9	0	0
Anderson, Derek	2011-2017	25	22	0.9	8	0	0
Fiammetta, Tony	2009-2010	7	22	3.1	11	0	0
Grier, Will	2019	7	22	3.1	11	0	0
Testaverde, Vinny	2007	9	22	2.4	16	0	0
Metcalf, Eric	1999	2	20	10.0	17	0	0
Montgomery, Joe	2002	7	20	2.9	5	0	0
Shepard, Russell	2017	2	19	9.5	11	0	0
Carter, Drew	2004-2007	2	18	9.0	11	0	0
Young, Bryce	2023	3	17	5.7	16	0	0
Bennett, Brandon	2004	6	17	2.8	11	1	0
Cadet, Travaris	2018	11	17	1.5	5	0	0
Pilares, Kealoha	2011-2012	1	17	17.0	5	0	0
Cotchery, Jerricho	2014-2015	1	16	16.0	16	0	0
Jeffers, Patrick	1999-2001	2	16	8.0	23	0	0
Chandler, Sean	2021 - 2022	2	16	8.0	14	0	0
Adams, Joe	2012	3	13	4.3	5	0	0
Brockel, Richie	2011-2015	4	13	3.3	7t	1	0

ALL-TIME CAREER RUSHERS

PLAYER	YEARS	RSH	YDS	AVG	LONG	TDs	100-YD GAMES
Peete, Rodney	2002-2004	23	13	0.6	10	0	0
Byrd, Damiere	2016-2018	1	12	12.0	12	0	0
Edwards, Armanti	2010-2013	2	12	6.0	7	0	0
Tremble, Tommy	2021 - 2022	3	11	3.7	7	0	0
Hoard, Leroy	1996	5	11	2.2	5	0	0
Jarrett, Dwayne	2007-2010	1	11	11.0	11	0	0
Felton, Jerome	2011	3	10	3.3	4	0	0
Scarlett, Jordan	2019	4	9	2.3	6	0	0
Stone, Dwight	1995-1998	2	9	4.5	6	0	0
Lytle, Matt	2001	2	8	4.0	4	0	0
Barner, Kenjon	2013	6	7	1.2	2	0	0
Colbert, Kerry	2004-2007	1	6	6.0	6	0	0
Jones, Colin	2012-2019	1	5	5.0	5	0	0
Senn, Jordan	2010-2013	1	5	5.0	5	0	0
Smith, Armond	2012-2013	7	5	0.7	5	0	0
Johnson, Keyshawn	2006	1	4	4.0	4	1	0
Haynes, Alex	2007	3	3	1.0	3	0	0
Murphy, Louis	2012	1	3	3.0	3	0	0
Reich, Frank	1995	1	3	3.0	3	0	0
Basanez, Brett	2006	1	2	2.0	2	0	0
Hartsfield, Myles	2020-2022	2	2	1.0	2	0	0
Gettis, David	2010-2012	3	2	0.7	19	0	0
Guliford, Eric	1995	2	2	1.0	1	0	0
Avant, Jason	2014	1	1	1.0	1	0	0
Green, Willie	1995-1996	1	1	1.0	1	0	0
Proehl, Ricky	2003-2005	2	1	0.5	9	0	0
Zylstra, Brandon	2019-2021	1	1	1.0	1	0	0
Baker, Jason	2005-2011	1	0	0.0	0	0	0
Poole, Tauren	2014	1	0	0.0	0	0	0
Sauerbrun, Todd	2001-2004	1	0	0.0	0	0	0
Nortman, Brad	2012-2015	1	-1	-1.0	-1	0	0
Webb, Joe	2014-2016	1	-1	-1.0	-1	0	0
Bono, Steve	1999	2	-2	-1.0	-1	0	0

ALL-TIME CAREER RUSHERS

PLAYER	YEARS	RSH	YDS	AVG	LONG	TDs	100-YD GAMES
Byrd, Isaac	2000-2002	2	-2	-1.0	-2	0	0
Presley, De'Andre	2014	1	-2	-2.0	-2	0	0
Rosario, Dante	2007-2010	1	-2	-2.0	-2	0	0
Smith, Shi	2021 - 2022	1	-3	-3.0	-3	0	0
McCown, Josh	2008	4	-3	-0.8	0	0	0
Carrier, Mark	1995-1998	3	-4	-1.3	4	0	0
Hankton, Karl	2000-2006	2	-4	-2.0	2	0	0
Nakamura, Haruki	2012	1	-4	-4.0	-4	0	0
Walter, Ken	1997-2000	5	-5	-1.0	-5	0	0
TOTAL		12,576	52,343	4.2	77	393	103

ALL-TIME CAREER RECEIVERS

PLAYER	YEARS	REC	YDS	AVG	LONG	TDs	100-YD GAMES
Smith, Steve	2001-2013	836	12,197	14.6	80t	67	43
Muhammad, Muhsin	1996-04; 2008-09	696	9,255	13.3	72t	50	27
Olsen, Greg	2011-2019	524	6,463	12.3	78t	39	11
Moore, DJ	2018-2022	364	5,201	14.3	82	21	15
Walls, Wesley	1996-2002	324	3,902	12.0	54	44	3
McCaffrey, Christian	2017-2022	390	3,292	8.4	49	18	5
Carrier, Mark	1995-1998	176	2,547	14.5	66t	13	5
Benjamin, Kelvin	2014-2017	168	2,424	14.4	51	18	5
LaFell, Brandon	2010-2013	167	2,385	14.3	91t	13	2
Funchess, Devin	2015-2018	161	2,233	13.9	52	21	2
Samuel, Curtis	2017-2020	185	2,087	11.3	53t	14	3
Ginn Jr., Ted	2013, 2015-2016	134	2,047	15.3	88t	19	2
Hayes, Donald	1998-2001	132	1,855	14.1	56t	7	2
Anderson, Robbie	2020-2022	161	1,821	11.3	75t	9	4
Ismail, Raghیب	1996-1998	117	1,657	14.2	62	10	5
Williams, DeAngelo	2006-2014	178	1,621	9.1	72t	7	1
Green, Willie	1995-1996	93	1,496	16.1	89t	9	5
Colbert, Keary	2004-2007	109	1,424	13.1	63	7	2
Mangum, Kris	1997-2006	151	1,424	9.4	35	9	0
Proehl, Ricky	2003-2005	86	1,327	15.4	69	8	2
Stewart, Jonathan	2008-2017	162	1,295	8.0	55t	7	1
Jeffers, Patrick	1999-2001	77	1,209	15.7	88t	12	5
Cotchery, Jerricho	2014-2015	87	1,065	12.2	59	4	0
Hoover, Brad	2000-2009	145	1,046	7.2	34	6	0
Brown, Corey	2014-2016	79	1,019	12.9	47t	7	0
Foster, DeShaun	2002-2007	126	996	7.9	47	4	0
Carter, Drew	2004-2007	71	977	13.8	49	8	2
Thomas, Ian	2018-2022	108	972	9.0	50	4	0
King, Jeff	2006-2010	112	923	8.2	31	9	0
Byrd, Isaac	2000-2002	73	897	12.3	42	4	0
Rosario, Dante	2007-2010	82	894	10.9	54	5	0
Goings, Nick	2001-2008	110	880	8.0	37	3	0
Johnson, Anthony	1995-1999	103	816	7.9	55	2	0
Johnson, Keyshawn	2006	70	815	11.6	40	4	1
Dickson, Ed	2014-2017	67	807	12.0	64	5	1

ALL-TIME CAREER RECEIVERS

PLAYER	YEARS	REC	YDS	AVG	LONG	TDs	100-YD GAMES
Carruth, Rae	1997-1999	62	804	13.0	52	4	2
Biakabutuka, Tshimanga	1996-2001	77	789	10.2	47	3	0
Tolbert, Mike	2012-2016	94	771	8.2	40	6	0
Wright, Jarius	2018-2019	71	743	10.5	33	1	0
Marshall, Terrace	2021 -2023	47	651	13.9	43	1	0
Gettis, David	2010-2012	37	508	13.7	88	3	1
Naanee, Legedu	2011	44	467	10.6	28	1	0
Shockey, Jeremy	2011	37	455	12.3	29	4	0
Guliford, Eric	1995	29	444	15.3	49	1	0
Jarrett, Dwayne	2007-2010	35	428	12.2	30t	1	0
Floyd, William	1998-2000	62	416	6.7	25	2	0
Bersin, Brenton	2014-2017	32	415	13.0	30	1	0
Smith, Shi	2021 - 2022	28	400	14.3	63	2	0
Whittaker, Fozy	2014-2018	47	397	8.4	28t	2	0
Zylstra, Brandon	2019-2021	29	391	13.5	55	1	0
Davis, Mike	2019-2020	59	373	6.3	23	2	0
Tremble, Tommy	2021 -2023	39	354	9.1	30	4	0
Hubbard, Chuba	2021 - 2023	40	353	8.8	45	1	0
Murphy, Louis	2012	25	336	13.4	55	1	0
Gaines, Michael	2004-2006	31	335	10.8	38	2	0
Goodson, Mike	2009-2011	43	329	7.7	32	0	0
Barnidge, Gary	2008-2012	18	320	17.8	55	1	0
Griffith, Howard	1995-1996	38	286	7.5	21	2	0
Greene, Scott	1996-1997	42	284	6.8	25	2	0
Lane, Fred	1997-1999	43	275	6.4	23	0	0
Shenault Jr., Laviska	2022-2023	29	278	9.6	67	1	0
Hankton, Karl	2000-2006	20	267	13.4	31	0	0
Christian, Bob	1995-1996	29	255	8.8	23	1	0
Abdullah, Ameer	2021	31	241	7.8	18	1	0
Hetherington, Chris	1999-2001	37	240	6.5	19	1	0
Davis, Stephen	2003-2005	21	236	11.2	25	0	0
Shepard, Russell	2017	17	202	11.9	40t	1	0
Avant, Jason	2014	21	201	9.6	22	1	0
Oliver, Winslow	1996-1998	21	191	9.1	29	0	0

ALL-TIME CAREER RECEIVERS

PLAYER	YEARS	REC	YDS	AVG	LONG	TDs	100-YD GAMES
Smith, Torrey	2018	17	190	11.2	35	2	0
Hackett, DJ	2008	13	181	13.9	37	0	0
Metzelaars, Pete	1995	20	171	8.6	27	3	0
Smith, Lamar	2002	20	167	8.4	58	0	0
Broughton, Luther	1997-1998; 2001	8	164	20.5	68t	1	0
Seidman, Mike	2003-2006	18	158	8.8	27	2	0
Beebe, Don	1995	14	152	10.9	24	1	0
Manhertz, Chris	2016-2020	12	142	11.8	50t	1	0
Metcalf, Eric	1999	11	133	12.1	33	0	0
Sutton, Tyrell	2009-2010	18	132	7.3	14	0	0
Byrd, Damiere	2016-2018	12	129	10.8	21	2	0
Mills, Ernie	1997	11	127	11.5	37	1	0
Wiggins, Jermaine	2002-2003	16	125	7.8	23	2	0
Edwards, Armanti	2010-2013	5	121	24.2	82	0	0
Smith, Rodney	2020-2021	14	107	7.6	19	0	0
Clowney, David	2010	6	102	17.0	31	0	0
Huntley, Richard	2001	21	101	4.8	23	1	0
Ricci, Gio	2021-2023	9	102	11.3	32	0	0
Blackshear, Raheem	2022-2023	10	93	9.3	27	0	0
Bonnafon, Reggie	2019-2021	10	87	8.7	32	1	0
Artis-Payne, Cameron	2015-2018	10	86	8.6	20	0	0
Brown, Dee	2002	17	86	5.1	15	1	0
Arnold, Dan	2021	7	84	12.0	19	0	0
Gardner, Rod	2005	9	84	9.3	15	1	0
Workman, Vince	1995	13	74	5.7	14	0	0
Cooper, Pharoh	2020	5	73	14.6	32	0	0
Hogan, Chris	2019	8	67	8.4	13	0	0
Moore, Kenny	2008-2009	6	59	9.8	22	0	0
Clay, Kaelin	2017	5	57	11.4	15	0	0
Crawford, Casey	2000-2001	5	57	11.4	16	1	0
Erickson, Alex	2021	3	55	18.3	25	0	0
Hixon, Domenik	2013	7	55	7.9	14t	1	0
Kinchen, Brian	1999-2000	6	52	8.7	26t	2	0
White, DeAndrew	2019	4	51	12.8	18	0	0

ALL-TIME CAREER RECEIVERS

PLAYER	YEARS	REC	YDS	AVG	LONG	TDs	100-YD
Rasby, Walter	1995-1997	6	48	8.0	15	0	0
Sullivan, Stephen	2021-2022	2	46	23.0	13	0	0
Uwaezuoke, Iheanyi	2000	4	46	11.5	21	0	0
Williams, Brandon	2013-2015	4	44	11.0	16	0	0
Pilares, Kealoha	2011-2012	2	42	21.0	36t	1	0
Hurst, Hayden	2023	5	41	8.2	14	1	0
Bates, Michael	1996-2000	6	40	6.7	23	0	0
Fauria, Christian	2007	5	39	7.8	16	2	0
Biddle, Taye	2006	3	37	12.3	22	0	0
Robinson, Ryne	2007-2008	4	35	8.8	12	0	0
Fiammetta, Tony	2009-2010	5	34	6.8	11	0	0
Newton, Cam	2011-2019,	1	33	33.0	27	0	0
Campbell, Matt	1995-2000	3	32	10.7	12	0	0
Jones, Mark	2008	2	32	16.0	19	0	0
Roberts, Seth	2020	4	31	7.8	12	0	0
Reaves, Darrin	2014	5	31	6.2	16	0	0
Hartsock, Ben	2011-2013	2	30	15.0	25	0	0
Sanders, Miles	2023	4	26	6.5	11	0	0
Foreman, D'Onta	2022	5	26	5.2	23	0	0
Brockel, Richie	2011-2015	4	25	6.3	12	0	0
Anderson, C.J.	2018	1	24	24.0	24	1	0
Felton, Jerome	2011	2	24	12.0	17	0	0
Thomas, Blair	1995	3	24	8.0	14	0	0
Tillman, Lawyer	1995	2	22	11.0	12	0	0
Kirkwood, Keith	2020-2021	4	29	7.3	13	0	0
Armah, Alex	2017-2020	8	29	3.6	14	0	0
Webb, Joe	2014-2016	2	19	9.5	16	0	0
Stone, Dwight	1995-1998	2	18	9.0	11	0	0
Mingo, Jonathan	2023	2	17	8.5	9	0	0
Cannon, Trenton	2020	3	16	5.3	19	0	0
Smart, Rod	2002-2005	4	16	4.0	5	0	0
Freeman, Royce	2021	3	15	5.0	8	0	0
Dyson, Kevin	2003	2	15	7.5	9	0	0
Haynes, Alex	2007	3	14	4.7	6	0	0
Thielen, Adam	2023	2	12	6.0	9	0	0
Moore, Derrick	1995	4	12	3.0	5	0	0

ALL-TIME CAREER RECEIVERS

PLAYER	YEARS	REC	YDS	AVG	LONG	TDs	100-YD
Saunders, C.J.	2021	2	11	5.5	8	0	0
Brown, Spencer	2021-2022	2	10	5.0	9	0	0
Barner, Kenjon	2013, 2018	3	10	3.3	5	0	0
Simonson, Scott	2015-2017	1	10	10.0	10	0	0
Adams, Joe	2012	1	7	7.0	7	0	0
Snead, Willie	2021	1	6	6.0	6	0	0
Martin, Charly	2009-2010	1	6	6.0	6	0	0
Shelton, Eric	2006	1	6	6.0	6	0	0
Cadet, Travaris	2018	1	5	5.0	5	0	0
Ajirotutu, Seyi	2011	1	4	4.0	4	0	0
Craig, Dameyune	1999-2001	2	4	2.0	4	0	0
Dennis, Mark	1995-1996	1	3	3.0	3	0	0
Gross, Jordan	2003-13	0	1	0.0	1	0	0
Collins, Kerry	1995-1998	1	-11	-11.0	-11	0	0
TOTAL		8,470	99,424	11.7	91t	569	157

ALL-TIME INTERCEPTIONS

PLAYER	YEARS	INTS	YDS	AVG	LG	TDs
Gamble, Chris	2004-2012	27	326	12.1	61t	2
Davis, Eric	1996-2000	25	226	9.0	56t	2
Kuechly, Luke	2012-2019	18	153	8.5	32t	1
Minter, Mike	1997-2006	17	421	24.8	62	4
Marshall, Richard	2006-2010	14	315	22.5	73	2
Jackson, Donte	2018-2022	14	186	13.3	66	0
Evans, Doug	1998-2001	14	162	11.6	49	1
Lucas, Ken	2005-2008	13	158	12.2	43	0
Davis, Thomas	2005-2018	13	79	6.1	31	0
Godfrey, Charles	2008-2014	11	179	16.3	38	1
Coleman, Kurt	2015-2017	11	146	13.3	37	2
Grant, Deon	2000-2003	11	137	12.5	43	0
Beason, Jon	2007-2013	9	107	11.9	44	0
Manning, Ricky	2003-2005	9	99	11.0	30	1
Munnerlyn, Captain	2009-13; 2017-18	8	232	29.0	74t	5
Bradberry, James	2016-2019	8	53	6.6	29	0
Boston, Tre	2014-16; 2019-20	7	133	19.0	84t	1
Cota, Chad	1995-1997	7	91	13.0	35	0
Norman, Josh	2012-2015	7	172	24.6	46t	2
Maxie, Brett	1995-1996	7	94	13.4	49	0
Witherspoon, Will	2002-2005	7	93	13.3	35	1
Mills, Sam	1995-1997	7	86	12.3	36t	1
Martin, Sherrod	2009-2012	7	85	12.1	34	0
Hitchcock, Jimmy	2000-2001	6	181	30.2	88t	1
Peppers, Julius	2002-09; 2017-18	6	177	29.5	97	2
Terrell, Pat	1995-1997	6	39	6.5	21	0
Morgan, Dan	2001-2007	5	56	11.2	22	0
Adams, Mike	2017-2018	5	53	10.6	40	0
Harris, Chris	2007-2009	5	49	9.8	30	0
Poole, Tyrone	1995-1997	5	43	8.6	35	0
Howard, Reggie	2001-2003	5	37	7.4	16	0

ALL-TIME INTERCEPTIONS

PLAYER	YEARS	INTS	YDS	AVG	LG	TDs
Wallace, Al	2002-2006	4	96	24.0	53	0
Brady, Jeff	1998	4	85	21.3	43	0
Branch, Colin	2003-2006	4	79	19.8	76	0
Mitchell, Mike	2013	4	63	15.8	38	0
Horn, Jaycee	2021 - 2022	4	62	15.5	31	0
Harper, Roman	2014-2015	4	43	10.8	31t	1
McKyer, Tim	1995	3	99	33.0	96t	1
McCree, Marlon	2005	3	73	24.3	46	0
White, Melvin	2013-2014	3	32	10.7	23	0
Cook, Toi	1996-1997	3	28	9.3	22	0
Worley, Daryl	2016-2017	3	22	7.3	22	0
Cooper, Deke	2002; 2007	3	19	6.3	19	0
Jones, Colin	2012-2019	3	15	5.0	10	0
Anderson, James	2006-2012	3	6	2.0	5	0
Lester, Robert	2013-2014	3	5	1.7	5	0
Cason, Antoine	2014	2	81	40.5	80	0
Cockrell, Ross	2018-2019	2	70	35.0	37	0
Thompson, Shaq	2015-2022	3	51	17.0	29	0
Henderson, CJ	2021-22	2	74	37.0	54	0
Fields, Mark	2002-2004	2	51	25.5	30	0
Florence, Drayton	2013	2	40	20.0	38t	1
Nakamura, Haruki	2012	2	39	19.5	21	0
Buckner, Brentson	2001-2005	2	37	18.5	29	0
Alexander, Brent	1998-1999	2	18	9.0	18	0
Greene, Kevin	1996,98-99	2	18	9.0	18	0
Burris, Juston	2020-2022	2	17	8.5	17	0
Wells, Dean	1999-2001	2	15	7.5	14	0
Gilmore, Stephon	2021	2	13	6.5	13	0
McDaniel, Emmanuel	2002	2	13	6.5	13	0
Cousin, Terry	2002	2	4	2.0	4	0
Gilbert, Sean	1998-2002	2	4	2.0	4	0

ALL-TIME INTERCEPTIONS

PLAYER	YEARS	INTS	YDS	AVG	LG	TDs
Benwikere, Bené	2014-2016	2	1	0.5	1	0
Williams, Shaun	2006	2	1	0.5	1	0
Chinn, Jeremy	2020 - 2022	2	0	0.0	0	0
Tillman, Charles	2015	2	0	0.0	0	0
Stanford, R.J.	2010-2011	1	53	53.0	53	0
Smith, Rod	1995-96,97-98	1	43	43.0	43	0
Lofton, Steve	1995-96,98-99	1	42	42.0	42	0
Reid, Eric	2018-2019	1	39	39.0	39	0
DeCoud, Thomas	2014	1	35	35.0	35	0
Luvu, Frankie	2021-2022	1	33	33.0	33	1
McDowell, Bubba	1995	1	33	33.0	33	0
Kragen, Greg	1995-1997	1	29	29.0	29	0
Edwards, Dwan	2012-2015	1	27	27.0	27	0
Richardson, Damien	1998-2004	1	27	27.0	27	0
McClain, Robert	2010; 15-16	1	24	24.0	24	0
Veland, Tony	1998	1	24	24.0	24	0
Allen, Brian	2002-2004	1	21	21.0	21	0
Senn, Jordan	2009-2013	1	21	21.0	21	0
Nelson, Jonathan	2011	1	20	20.0	20	0
Williams, Teddy	2015-2017	1	19	19.0	19	0
Moorehead, Kindal	2003-2007	1	17	17.0	17	1
Barrow, Micheal	1997-1999	1	10	10.0	10	0
Burton, Shane	2002-2003	1	10	10.0	10	0
Hawkins, Artrell	2004	1	9	9.0	9	0
Kesier, Thomas	2011-2012	1	9	9.0	9	0
Klein, A.J.	2013-2015	1	8	8.0	8	0
Morton, Christian	2006	1	8	8.0	8	0
Ealy, Kony	2014-2016	1	7	7.0	7	0
McGill, Lenny	1998	1	6	6.0	6	0
Johnson, Ed	2010	1	5	5.0	5	0
Manuel, Marquand	2007	1	4	4.0	4	0
Roy, Bravvion	2020 - 2022	1	3	3.0	3	0

ALL-TIME INTERCEPTIONS

PLAYER	YEARS	INTS	YDS	AVG	LG	TDs
Lloyd, Greg	1998	1	3	3.0	3	0
King, Shawn	1995-1998	1	1	1.0	1	0
Lathon, Lamar	1995-1998	1	1	1.0	1	0
Brown, Derrick	2020-2022	1	0	0.0	0	0
Anderson, Rashard	2000-2001	1	0	0.0	0	0
Brown, Everette	2009-2010	1	0	0.0	0	0
Diggs, Na'il	2006-2009	1	0	0.0	0	0
Elliott, Javien	2019	1	0	0.0	0	0
Navies, Hannibal	2000-2002	1	0	0.0	0	0
Obada, Efe	2018-2019	1	0	0.0	0	0
Pieri, Damon	1995-1997	1	0	0.0	0	0
Robinson, Eugene	2000	1	0	0.0	0	0
Rucker, Mike	1999-2007	1	0	0.0	0	0
Thomas, Josh	2011-13	1	0	0.0	0	0
Towns, Lester	2000-2003	1	0	0.0	0	0
Whitehead, Tahir	2020	1	0	0.0	0	0
Williams, Jay	2000-2002	1	0	0.0	0	0
Woodall, Lee	2000	1	0	0.0	0	0
Pugh, Jordan	2010-2011	1	-2	-2.0	-2	0
TOTAL		425	5,875	13.8	97	32

THE LAST TIME

BY PANTHERS

BY OPPONENT

PASSING

341 yards, Sam Darnold @ Tampa Bay, 01/01/23	300 YARDS PASSING	355 yards, Jared Goff vs. Detroit, 12/24/22
432 yards, Cam Newton vs. Green Bay, 09/18/11	400 YARDS PASSING	432 yards, Tom Brady @ Tampa Bay, 01/01/23
* Never Has Happened *	500 YARDS PASSING	503 yards, Matt Ryan @ Atlanta, 10/02/16
326 yards, Sam Darnold @ Tampa Bay, 01/01/23	300 NET YARDS PASSING	336 yards, Jared Goff vs. Detroit, 12/24/22
404 yards, Cam Newton vs. Green Bay, 09/18/11	400 NET YARDS PASSING	411 yards, Tom Brady @ Tampa Bay, 01/01/23
3 tds, Sam Darnold: (17, 24, 19) @ Tampa Bay, 01/01/23	THREE TOUCHDOWN PASSES	3 tds, Tom Brady: (63, 57, 30) @ Tampa Bay, 01/01/23
4 tds, Kyle Allen: (5, 52, 3, 3) @ Arizona, 09/22/19	FOUR TOUCHDOWN PASSES	4 tds, Dak Prescott: (18, 35, 6, 23) @ Dallas, 10/03/21
5 tds, Cam Newton: (3, 37, 14, 20, 14) @ N.Y. Giants, 12/20/15	FIVE TOUCHDOWN PASSES	5 tds, Ben Roethlisberger: (75, 53, 12, 8, 6) @ Pittsburgh, 11/08/18
* Never Has Happened *	SIX TOUCHDOWN PASSES	* Never Has Happened *
* Never Has Happened *	SEVEN TOUCHDOWN PASSES	* Never Has Happened *
2 ints, James Bradberry @ Tampa Bay, 10/13/19	TWO INTERCEPTION GAME	2 ints, Jessie Bates III @ Atlanta, 09/10/23
3 ints, Deon Grant @ Minnesota, 09/22/02	THREE INTERCEPTION GAME	3 ints, Andrew Adams @ Tampa Bay, 12/02/18
* Never Has Happened *	FOUR OR MORE INTERCEPTION GAME	* Never Has Happened *
42 att., Sam Darnold @ Tampa Bay, 01/09/22	40+ PASS ATTEMPTS	45 att., Tom Brady @ Tampa Bay, 01/01/23
50 att., Kyle Allen vs. Atlanta, 11/17/19	50+ PASS ATTEMPTS	54 att., Jameis Winston @ Tampa Bay, 10/13/19
30 comp, Teddy Bridgewater vs. Denver, 12/13/20	30+ Completions	34 comp, Tom Brady @ Tampa Bay, 01/01/23
* Never Has Happened *	40+ PASSING COMPLETIONS	* Never Has Happened *
52 yards, Sam Darnold: (15:00) 75-C.Erving reported in as eligible. 14-S.Darnold pass deep right to 2-D.Moore ran ob at DEN 9 for 52 yards. vs. Denver, 11/27/22	PASS PLAY OF 50-OR-MORE YARDS	63 yards, Tom Brady: (2:18) (No Huddle, Shotgun) 12-T.Brady pass deep right to 13-M.Evans for 63 yards, TOUCHDOWN. @ Tampa Bay, 01/01/23
82 yards, Cam Newton: (12:09) (Shotgun) 1-C.Newton pass short left to 12-D.Moore to DET 12 for 82 yards (23-D.Slay). DET-23-D.Slay was injured during the play. @ Detroit, 11/18/18	PASS PLAY OF 80-OR-MORE YARDS	93 yards, Matt Ryan: (6:45) (Shotgun) 2-M.Ryan pass deep left to 17-O.Zaccheaus for 93 yards, TOUCHDOWN (33-T.Boston). @ Atlanta, 12/08/19
2 ints, Bryce Young @ Atlanta, 09/10/23	TWO INTERCEPTIONS THROWN	2 ints, Geno Smith @ Seattle, 12/11/22
3 ints, Sam Darnold vs. New England, 11/07/21	THREE INTERCEPTIONS THROWN	3 ints, Aaron Rodgers vs. Green Bay, 12/17/17
4 ints, Kyle Allen vs. Atlanta, 11/17/19	FOUR INTERCEPTIONS THROWN	4 ints, Andy Dalton vs. Cincinnati, 09/23/18
* Never Has Happened *	FIVE INTERCEPTIONS THROWN	5 ints, Jameis Winston @ Tampa Bay, 10/13/19
* Never Has Happened *	SIX INTERCEPTIONS THROWN	6 ints, Chris Chandler vs. St. Louis, 12/12/04
Sam Darnold @ Tampa Bay, 01/01/23	100-POINT PASSER RATING	Deshaun Watson @ Tampa Bay, 01/01/23

RUSHING

210 yards, DeAngelo Williams @ New Orleans, 12/30/12	200 YARDS RUSHING	205 yards, Matt Forte @ Chicago, 10/02/11
165 yards, D'Onta Foreman vs. Detroit, 12/24/22	150 YARDS RUSHING	153 yards, Joe Mixon @ Cincinnati, 11/06/22
165 yards/125 yards, D'Onta Foreman/Chuba Hubbard vs. Detroit, 12/24/22	100 YARDS RUSHING	107 yards, Alvin Kamara @ New Orleans, 01/08/23
165 yards/125 yards, D'Onta Foreman/Chuba Hubbard vs. Detroit, 12/24/22	TWO 100-YARD RUSHERS	147 yards/118 yards, Le'Veon Bell/LeGarrette Blount vs. Pittsburgh, 09/21/14
* Never Has Happened *	FIVE TOUCHDOWNS RUSHING	* Never Has Happened *
4 tds, DeAngelo Williams: (13, 5, 1, 30) @ N.Y. Giants, 12/21/08	FOUR TOUCHDOWNS RUSHING	4 tds, Joe Mixon: (2, 3, 1, 14) @ Cincinnati, 11/06/22
3 tds, D'Onta Foreman: (2, 1, 12) @ Atlanta, 10/30/22	THREE TOUCHDOWNS RUSHING	3 tds, Josh Jacobs: (1, 7, 6) vs. Las Vegas, 09/13/20
2 tds, Sam Darnold: (1, 11) @ Dallas, 10/03/21	TWO TOUCHDOWNS RUSHING	2 tds, Tyler Allgeier: (3, 3) @ Atlanta, 09/10/23
Jonathan Stewart: (2, 4)/DeAngelo Williams: (16, 36) vs. Tampa Bay, 12/08/08	TWO PLAYERS WITH TWO TD RUSHING	* Never Has Happened *
D'Onta Foreman: (4)/Sam Darnold: (3)/Raheem Blackshear: (7) vs. Detroit, 12/24/22	THREE PLAYERS WITH ONE TD RUSHING	Mitch Trubisky: (1)/Najee Harris: (7)/Jaylen Warren: (2) vs. Pittsburgh, 12/18/22
31 att., D'Onta Foreman vs. Atlanta, 11/10/22	30+ RUSHING ATTEMPTS	30 att., Jacquizz Rodgers vs. Tampa Bay, 10/10/16

THE LAST TIME

* Never Has Happened *	40+ RUSHING ATTEMPTS	* Never Has Happened *
41 att., Carolina 10, New Orleans 7 @ New Orleans, 01/08/23	40-49 RUSHING ATTEMPTS (TEAM)	45 att., Pittsburgh 24, Carolina 16 vs. Pittsburgh, 12/18/22
52 att., Carolina 10, Atlanta 3 @ Atlanta, 12/24/06	50+ RUSHING ATTEMPTS (TEAM)	* Never Has Happened *
* Never Has Happened *	400 YARDS RUSHING (TEAM)	* Never Has Happened *
320 yards, Carolina 37, Detroit 23 vs. Detroit, 12/24/22	300 YARDS RUSHING (TEAM)	301 yards, N.Y. Giants 34, Carolina 28 @ N.Y. Giants, 12/21/08
223 yards, Carolina 30, Seattle 24 @ Seattle, 12/11/22	200 YARDS RUSHING (TEAM)	241 yards, Cincinnati 42, Carolina 21 @ Cincinnati, 11/06/22
60 yards, D'Onta Foreman: (3:55) 33-D.Foreman right tackle to TB 17 for 60 yards (27-Z.McCollum). vs. Tampa Bay, 10/23/22	RUN OF 50-74 YARDS	52 yards, Latavius Murray: (4:42) 28-L.Murray up the middle ran ob at CAR 23 for 52 yards (7-S.Thompson). vs. Denver, 11/27/22
84 yards, Christian McCaffrey: (14:01) 22-C.McCaffrey left guard for 84 yards, TOUCHDOWN. vs. Jacksonville, 10/06/19	RUN OF 75+ YARDS	98 yards, Ronald Jones II: (7:53) 27-R.Jones up the middle for 98 yards, TOUCHDOWN. vs. Tampa Bay, 11/15/20
RECEIVING		
201 yards, Steve Smith vs. Minnesota, 10/30/05	200 YARDS RECEIVING	207 yards, Mike Evans @ Tampa Bay, 01/01/23
117 yards, DJ Moore @ Tampa Bay, 01/01/23	100 YARDS RECEIVING	120 yards, Chris Godwin @ Tampa Bay, 01/01/23
118 yards/101 yards, Curtis Samuel/DJ Moore vs. New Orleans, 01/03/21	TWO 100-YARD RECEIVERS	207 yards/120 yards, Mike Evans/Chris Godwin @ Tampa Bay, 01/01/23
2 tds, DJ Moore: (6, 8) @ Dallas, 10/03/21	TWO TOUCHDOWN RECEPTIONS	2 tds, Mike Evans: (3, 20) @ Tampa Bay, 01/09/22
3 tds, Steve Smith: (7, 12, 74) vs. Houston, 09/16/07	THREE TOUCHDOWN RECEPTIONS	3 tds, Mike Evans: (63, 57, 30) @ Tampa Bay, 01/01/23
* Never Has Happened *	FOUR TOUCHDOWN RECEPTIONS	* Never Has Happened *
* Never Has Happened *	FIVE TOUCHDOWN RECEPTIONS	* Never Has Happened *
Wesley Walls: (37, 15)/Patrick Jeffers: (40, 32) vs. New Orleans, 01/02/00	TWO PLAYERS WITH TWO TD RECEPTIONS	Adam Humphries: (5, 30)/O.J. Howard: (4, 3) vs. Tampa Bay, 11/04/18
152 yards, DJ Moore @ Atlanta, 10/30/22	150 YARDS RECEIVING	207 yards, Mike Evans @ Tampa Bay, 01/01/23
10, Christian McCaffrey @ Arizona, 11/14/21	10 OR MORE RECEPTIONS	10, Mike Evans @ Tampa Bay, 01/01/23
117 yards, DJ Moore @ Tampa Bay, 01/01/23	100-149 YARDS RECEIVING	120 yards, Chris Godwin @ Tampa Bay, 01/01/23
152 yards, DJ Moore @ Atlanta, 10/30/22	150-199 YARDS RECEIVING	159 yards, Travis Kelce @ Kansas City, 11/08/20
201 yards, Steve Smith vs. Minnesota, 10/30/05	200-299 YARDS RECEIVING	207 yards, Mike Evans @ Tampa Bay, 01/01/23
* Never Has Happened *	300+ YARDS RECEIVING	300 yards, Julio Jones @ Atlanta, 10/02/16
75 yards, Robbie Anderson: (6:13) 6-B.Mayfield pass deep middle to 3-R.Anderson for 75 yards, TOUCHDOWN. vs. Cleveland, 09/11/22	70-YARD RECEPTION	93 yards, Olamide Zaccheaus: (6:45) (Shotgun) 2-M.Ryan pass deep left to 17-O.Zaccheaus for 93 yards, TOUCHDOWN [33-T.Boston]. @ Atlanta, 12/08/19
52 yards, DJ Moore: (15:00) 75-C.Erving reported in as eligible. 14-S.Darnold pass deep right to 2-D.Moore ran ob at DEN 9 for 52 yards. vs. Denver, 11/27/22	50-YARD RECEPTION	57 yards, Mike Evans: (13:58) (No Huddle, Shotgun) 12-T.Brady pass deep right to 13-M.Evans for 57 yards, TOUCHDOWN. @ Tampa Bay, 01/01/23
COMBINED YARDS		
118 yards/317 yards, D'Onta Foreman/PJ Walker @ Atlanta, 10/30/22	100-YARD RUSHER AND 300-YARD PASSER	137 yards/373 yards, Dalvin Cook/Kirk Cousins vs. Minnesota, 10/17/21
117 yards/341 yards, DJ Moore/Sam Darnold @ Tampa Bay, 01/01/23	100-YARD RECEIVER AND 300-YARD PASSER	207/120 yards/432 yards, Mike Evans/Chris Godwin/Tom Brady @ Tampa Bay, 01/01/23
113 yards/103 yards, D'Onta Foreman/DJ Moore vs. Denver, 11/27/22	100-YARD RUSHER AND 100-YARD RECEIVER	137 yards/126 yards, Dalvin Cook/Adam Thielen vs. Minnesota, 10/17/21
120/109 yards/367 yards, DJ Moore/Robbie Anderson/Teddy Bridgewater @ Tampa Bay, 09/20/20	TWO 100-YARD RECEIVERS/300-YARD PASSER	207/120 yards/432 yards, Mike Evans/Chris Godwin/Tom Brady @ Tampa Bay, 01/01/23
100 yards/122/108 yards, Fozzy Whittaker/Greg Olsen/Kelvin Benjamin vs. San Francisco, 09/18/16	100-YARD RUSHER/TWO 100-YARD RECEIVERS	118 yards/111/122 yards, Marshall Faulk/Isaac Bruce/Az-Zahir Hakim vs. St. Louis, 12/05/99
118 yards/317 yards/152 yards, D'Onta Foreman/PJ Walker DJ Moore @ Atlanta, 10/30/22	100-YARD RUSHER, 300-YARD PASSER, 100-YARD RECEIVER	137 yards/373 yards/126 yards, Dalvin Cook/Kirk Cousins Adam Thielen vs. Minnesota, 10/17/21
DEFENSE		
Carolina 20, Detroit 0 vs. Detroit, 11/22/20	SHUTOUT	Atlanta 41, Carolina 0 vs. Atlanta, 11/24/02

THE LAST TIME

30 yards, Donte Jackson. (2:08) (No Huddle, Shotgun) 9-M.Stafford pass short left intended for 10-C.Kupp INTERCEPTED by 26-D.Jackson at LA 30. 26-D.Jackson for 30 yards, TOUCHDOWN. @ L.A. Rams, 10/16/22

44 yards, Marquis Haynes Sr.. (5:44) 41-A.Kamara right tackle to NO 43 for -2 yards (49-F.Luvu). FUMBLES (49-F.Luvu), touched at NO 42. RECOVERED by CAR-98-M.Haynes at NO 44. 98-M.Haynes for 44 yards, TOUCHDOWN. Penalty on NO-81-N.Vannett, Offensive Holding, declined. vs. New Orleans, 09/25/22

(2:35) (Shotgun) 1-J.Hurts FUMBLES (Aborted) at PHI 11, ball out of bounds in End Zone, SAFETY. vs. Philadelphia, 10/10/21

* Never Has Happened *

* Never Has Happened *

4.0 sk, Greg Hardy @ Atlanta, 12/29/13

3.0 sk, Mario Addison @ Arizona, 09/22/19

2.0 sk, Brian Burns vs. Detroit, 12/24/22

* Never Has Happened *

3 ints, Deon Grant @ Minnesota, 09/22/02

2 ints, James Bradberry @ Tampa Bay, 10/13/19

Dan Morgan: (9, 11)/Ricky Manning: (30, 16) vs. St. Louis, 12/12/04

2 fr, Jeremy Chinn @ Minnesota, 11/29/20

21 yards, Pittsburgh 24, Carolina 16 vs. Pittsburgh, 12/18/22

21 yards, Pittsburgh 24, Carolina 16 vs. Pittsburgh, 12/18/22

67 yards, Tampa Bay 30, Carolina 24 @ Tampa Bay, 01/01/23

32 yards, Carolina 10, New Orleans 7 @ New Orleans, 01/08/23

32 yards, Carolina 10, New Orleans 7 @ New Orleans, 01/08/23

127 yards, Atlanta 24, Carolina 10 @ Atlanta, 09/10/23

128 yards, Carolina 26, New Orleans 7 vs. New Orleans, 09/19/21

169 yards, Carolina 34, Arizona 10 @ Arizona, 11/14/21

221 yards, Atlanta 24, Carolina 10 @ Atlanta, 09/10/23

3 to, Carolina 22, New Orleans 14 vs. New Orleans, 09/25/22

4 to, Tampa Bay 31, Carolina 17 @ Tampa Bay, 09/20/20

5 to, New Orleans 33, Carolina 7 vs. New Orleans, 01/03/21

INTERCEPTED PASS RETURNED FOR A TOUCHDOWN

FUMBLE RETURNED FOR A TOUCHDOWN

SAFETY SCORED

SIX+ SACK GAME

FIVE SACK GAME

FOUR SACK GAME

THREE SACK GAME

TWO SACK GAME

FOUR INTERCEPTIONS

THREE INTERCEPTIONS

TWO INTERCEPTIONS

TWO INTERCEPTIONS BY TEAMMATES

TWO OPPONENT FUMBLE RECOVERIES

LESS THAN 25 RUSHING YARDS

LESS THAN 50 RUSHING YARDS

LESS THAN 100 RUSHING YARDS

LESS THAN 50 NET PASSING YARDS

LESS THAN 100 NET PASSING YARDS

LESS THAN 150 NET PASSING YARDS

LESS THAN 150 YARDS NET OFFENSE

LESS THAN 200 YARDS NET OFFENSE

LESS THAN 300 YARDS NET OFFENSE

FORCED THREE+ TURNOVERS

FORCED FOUR TURNOVERS

FORCED FIVE+ TURNOVERS

28 yards, Lorenzo Carter. (5:11) (Shotgun) 11-P.Walker pass short middle intended for 33-D.Foreman INTERCEPTED by 9-L.Carter at CAR 28. 9-L.Carter for 28 yards, TOUCHDOWN. @ Atlanta, 10/30/22

75 yards, Eddie Jackson. (9:15) (Shotgun) 1-C.Newton FUMBLES (Aborted) at CHI 27, RECOVERED by CHI-39-E.Jackson at CHI 25. 39-E.Jackson for 75 yards, TOUCHDOWN. @ Chicago, 10/22/17

(14:56) (Shotgun) 14-S.Darnold pass incomplete short middle [99-L.Williams]. PENALTY on CAR-14-S.Darnold, Intentional Grounding, 3 yards, enforced in End Zone, SAFETY. @ N.Y. Giants, 10/24/21

* Never Has Happened *

* Never Has Happened *

4.5 sk, Mario Williams @ Buffalo, 09/15/13

3.5 sk, Cameron Jordan @ New Orleans, 01/02/22

2.0 sk, Myles Garrett vs. Cleveland, 09/11/22

* Never Has Happened *

3 ints, Andrew Adams @ Tampa Bay, 12/02/18

2 ints, Jessie Bates III @ Atlanta, 09/10/23

Kerry Rhodes: (11, 6)/Darrelle Revis: (67, 0) @ N.Y. Jets, 11/29/09

2 fr, Lavonte David vs. Tampa Bay, 01/03/16

24 yards, Carolina 30, Arizona 20 vs. Arizona, 10/30/16

45 yards, Carolina 37, Detroit 23 vs. Detroit, 12/24/22

74 yards, Tampa Bay 30, Carolina 24 @ Tampa Bay, 01/01/23

46 yards, Carolina 10, San Francisco 9 @ San Francisco, 11/10/13

91 yards, Atlanta 24, Carolina 10 @ Atlanta, 09/10/23

91 yards, Atlanta 24, Carolina 10 @ Atlanta, 09/10/23

119 yards, Pittsburgh 27, Carolina 3 @ Pittsburgh, 12/23/10

178 yards, New Orleans 18, Carolina 10 @ New Orleans, 01/02/22

281 yards, Atlanta 24, Carolina 10 @ Atlanta, 09/10/23

3 to, Atlanta 24, Carolina 10 @ Atlanta, 09/10/23

4 to, Carolina 20, Washington 13 @ Washington, 12/27/20

7 to, Carolina 37, Tampa Bay 26 @ Tampa Bay, 10/13/19

SPECIAL TEAMS

103 yards, Damiere Byrd: 7-P.Murray kicks 68 yards from TB 35 to CAR -3. 18-D.Byrd for 103 yards, TOUCHDOWN. vs. Tampa Bay, 12/24/17

60 yards, Kaelin Clay: (10:09) 4-L.Edwards punts 37 yards to CAR 40. Center-42-T.Hennessy. 12-K.Clay for 60 yards, TOUCHDOWN. @ N.Y. Jets, 11/26/17

* Never Has Happened *

4 yards, Kenny Robinson: Kenny Robinson: (6:56) 3-J.Berry punt is BLOCKED by 49-F.Luvu. Center-42-A.DePaola, RECOVERED by CAR-K.Robinson at MIN 4. K.Robinson for 4 yards, TOUCHDOWN. Minnesota, 10/17/21

KICKOFF RETURNED FOR A TOUCHDOWN

PUNT RETURNED FOR A TOUCHDOWN

BLOCKED FIELD GOAL RETURNED FOR A TOUCHDOWN

BLOCKED PUNT RETURNED FOR A TOUCHDOWN

99 yards, Andre Roberts: 9-G.Gano kicks 64 yards from CAR 35 to WAS 1. 12-A.Roberts for 99 yards, TOUCHDOWN. vs. Washington, 11/22/15

83 yards, Dontae Spencer: (10:39) 3-J.Charlton punts 56 yards to DEN 17. Center-44-J.Jansen. 11-D.Spencer for 83 yards, TOUCHDOWN. vs. Denver, 12/13/20

* Never Has Happened *

Duke Riley: (9:18) 10-L.Edwards punt is BLOCKED by 45-D.Riley. Center-44-J.Jansen, RECOVERED by MIA-27-J.Coleman at CAR 2. 27-J.Coleman for 2 yards, TOUCHDOWN. @ Miami, 11/28/21

THE LAST TIME

50 yards, Zane Gonzalez. (1.40) 5-Z.Gonzalez 50 yard field goal is **BLOCKED** (96-C.Granderson), Center-44-J.Jansen, Holder-3-J.Charlton, **RECOVERED** by NO-53-Z.Baun at NO 29. 53-Z.Baun to CAR 38 for 33 yards (70-B.Christensen). vs. New Orleans, 09/19/21

BLOCKED FIELD GOAL

55 yards, Wil Lutz. (1.24) 3-W.Lutz 55 yard field goal is **BLOCKED** (24-C.Henderson), Center-49-Z.Wood, Holder-4-B.Gillikin. @ New Orleans, 01/08/23

Lachlan Edwards. (9.18) 10-L.Edwards punt is **BLOCKED** by 45-D.Riley, Center-44-J.Jansen, **RECOVERED** by MIA-27-J.Coleman at CAR 2. 27-J.Coleman for 2 yards, **TOUCHDOWN**. @ Miami, 11/28/21

BLOCKED PUNT

Jordan Berry. (6.56) 3-J.Berry punt is **BLOCKED** by 49-F.Luvu, Center-42-A.DePaola, **RECOVERED** by CAR-27-K.Robinson at MIN 4. 27-K.Robinson for 4 yards, **TOUCHDOWN**. vs. Minnesota, 10/17/21

Younghoe Koo [C Henderson blocked]. 7-Y.Koo extra point is **Blocked** (24-C.Henderson), Center-48-L.McCullough, Holder-13-B.Pinion. vs. Atlanta, 11/10/22

POINT AFTER TOUCHDOWN ATTEMPT BLOCKED

Joey Snye [Isaac Rochell blocked]. 4-J.Snye extra point is **Blocked** (98-I.Rochell), Center-44-J.Jansen, Holder-3-J.Charlton. **DEFENSIVE TWO-POINT ATTEMPT**. 24-N.Alderley recovered the blocked kick. **ATTEMPT FAILS**. @ L.A. Chargers, 09/27/20

52 yards, Eddy Pineiro. (.23) 4-E.Pineiro 52 yard field goal is **GOOD**, Center-44-J.Jansen, Holder-10-J.Hekker. vs. Pittsburgh, 12/18/22

MADE FIELD GOAL OF 50 YARDS OR LONGER

50 yards, Chris Boswell. (1.09) 9-C.Boswell 50 yard field goal is **GOOD**, Center-46-C.Kuntz, Holder-6-P.Harvin. vs. Pittsburgh, 12/18/22

63 yards, Graham Gano. (.06) 9-G.Gano 63 yard field goal is **GOOD**, Center-44-J.Jansen, Holder-5-M.Palardy. vs. N.Y. Giants, 10/07/18

60+ YARD FIELD GOAL

* Never Has Happened *

6 fg, John Kasay. (30, 50, 46, 25, 21, 21) @ New Orleans, 12/05/04

SIX FIELD GOALS

* Never Has Happened *

5 fg, Joey Snye. (29, 24, 30, 22, 31) @ L.A. Chargers, 09/27/20

FIVE FIELD GOALS

5 fg, Matt Bryant. (30, 42, 30, 56, 33) @ Atlanta, 12/31/17

4 fg, Eddy Pineiro. (46, 49, 40, 37) vs. Atlanta, 11/10/22

FOUR FIELD GOALS

4 fg, Graham Gano. (36, 33, 52, 56) @ N.Y. Giants, 09/18/22

3 fg, Eddy Pineiro. (37, 40, 36) vs. Detroit, 12/24/22

THREE FIELD GOALS

3 fg, Younghoe Koo. (30, 34, 41) @ Atlanta, 10/30/22

Eddy Pineiro. 4-E.Pineiro extra point is No Good, Wide Right, Center-44-J.Jansen, Holder-10-J.Hekker. vs. Atlanta, 11/10/22

MISSED POINT AFTER TOUCHDOWN ATTEMPT

Ryan Succop. 3-R.Succop extra point is No Good, Wide Right, Center-97-Z.Triner, Holder-5-J.Camarda. @ Tampa Bay, 01/01/23

* Never Has Happened *

NO PUNTS

Tampa Bay 46, Carolina 23 vs. Tampa Bay, 11/15/20

11 punts, Todd Sauerbrun vs. Chicago, 12/22/02

PUNTED 10+ TIMES

11 punts, Shane Lechler @ Oakland, 11/09/08

69 yds, Johnny Hekker @ Atlanta, 09/10/23

60-69 YARD PUNT

60 yds, Bradley Pinion @ Atlanta, 09/10/23

76 yds, Andy Lee @ Denver, 09/08/16

70+ YARD PUNT

79 yds, Tress Way vs. Washington, 12/01/19

* Never Has Happened *

80+ YARD PUNT

* Never Has Happened *

21 yards, Raheem Blackshear vs. Denver, 11/27/22

20 YARD PUNT RETURN

27 yards, Trent Taylor @ Cincinnati, 11/06/22

60t yards, Kaelin Clay @ N.Y. Jets, 11/26/17

50-69 YARD PUNT RETURN

59 yards, Tommylee Lewis @ New Orleans, 10/16/16

79t yards, Corey Brown vs. Chicago, 10/05/14

70-89 YARD PUNT RETURN

83t yards, Dontae Spencer vs. Denver, 12/13/20

* Never Has Happened *

90+ YARD PUNT RETURN

94t yards, Tramon Williams @ Green Bay, 11/18/07

66 yards, Raheem Blackshear @ Cincinnati, 11/06/22

50-69 YARD KICKOFF RETURN

50 yards, Godwin Igwebuike @ Seattle, 12/11/22

76 yards, Kealoha Pilaes @ Indianapolis, 11/27/11

70-89 YARD KICKOFF RETURN

78 yards, Marcus Sherels vs. Minnesota, 10/30/11

98 yards, Trenton Cannon vs. Tampa Bay, 11/15/20

90+ YARD KICKOFF RETURN

99t yards, Andre Roberts vs. Washington, 11/22/15

Jermaine Carter Jr.. (Onside Kick formation) 5-M.Palardy kicks onside 13 yards from CAR 35 to CAR 48. **RECOVERED** by CAR-56-J.Carter. vs. Washington, 12/01/19

SUCCESSFUL ONSIDE KICK

P.J. Locke. (Onside Kick formation) 8-B.McManus kicks onside 8 yards from DEN 35 to DEN 43, impetus ends at DEN 44. **RECOVERED** by DEN-6-P.Locke. vs. Denver, 11/27/22

TEAM/MISCELLANEOUS

* Never Has Happened *

600 TOTAL YARDS OF OFFENSE

617 yards, New Orleans 617, Carolina 301 @ New Orleans, 01/01/12

570 yards, Carolina 570, Detroit 381 vs. Detroit, 12/24/22

500 TOTAL YARDS OF OFFENSE

571 yards, Minnesota 571, Carolina 306 vs. Minnesota, 10/17/21

400 yards, Tampa Bay 478, Carolina 400 @ Tampa Bay, 01/01/23

400 TOTAL YARDS OF OFFENSE

478 yards, Tampa Bay 478, Carolina 400 @ Tampa Bay, 01/01/23

ST. (12.16) J.McCown sacked at NYJ 36 - 9 yards (W.Horton). **FUMBLES** (W.Horton) [W.Horton], touched at NYJ 36, **RECOVERED** by CAR-10.Kuechly at NYJ 34. L.Kuechly for 34 yards, **TOUCHDOWN**.DEF. (10.07) T.Melon reported in as eligible. C.Newton left end for 1 yard, **TOUCHDOWN**.DEF. (11.7) (Shotgun) J.Stewart right tackle for 2 yards, **TOUCHDOWN**.OFF. (10.09) L.Edwards punts 37 yards to CAR 40, Center-T.Hennessy. K.Clay for 60 yards, **TOUCHDOWN**. @ N.Y. Jets, 11/26/17

TOUCHDOWN ON OFFENSE, DEFENSE AND SPECIAL TEAMS

ST. (11.50) (No Huddle, Shotgun) M.Sanchez pass short right to J.Matthews for 18 yards, **TOUCHDOWN**.ST. (11.31) D.Sproles left end for 8 yards, **TOUCHDOWN**.ST. (7.42) (Shotgun) L.McCoy up the middle for 1 yard, **TOUCHDOWN**.ST. (11.37) (No Huddle, Shotgun) M.Sanchez pass short left to J.Matthews for 13 yards, **TOUCHDOWN**.DEF. (2.21) (Shotgun) C.Newton pass short right intended for J.Avant **INTERCEPTED** by B.Fletcher at CAR 34. B.Fletcher for 34 yards, **TOUCHDOWN**.OFF. (3.46) B.Nortman punts 55 yards to PHI 35, Center-J.Jansen. D.Sproles for 65 yards, **TOUCHDOWN**. @ Philadelphia, 11/10/14

THE LAST TIME

D'Onta Foreman. TWO-POINT CONVERSION ATTEMPT. 33-D.Foreman rushes right guard. ATTEMPT SUCCEEDS. @ Atlanta, 10/30/22

MADE TWO-POINT CONVERSION

Tom Brady. TWO-POINT CONVERSION ATTEMPT. 12-T.Brady pass to 14-C.Godwin is complete. ATTEMPT SUCCEEDS. @ Tampa Bay, 01/01/23

Christian McCaffrey. TWO-POINT CONVERSION ATTEMPT. 22-C.McCaffrey rushes right guard. ATTEMPT FAILS. vs. San Francisco, 10/09/22

FAILED TWO-POINT CONVERSION

Tom Brady. (Pass formation) TWO-POINT CONVERSION ATTEMPT. 12-T.Brady pass to 14-C.Godwin is incomplete. ATTEMPT FAILS. @ Tampa Bay, 01/01/23

Carolina 52, Cincinnati 31 vs. Cincinnati, 12/08/02	50 POINTS	San Francisco 51, Carolina 13 @ San Francisco, 10/27/19
Carolina 42, Tampa Bay 28 vs. Tampa Bay, 11/04/18	40 POINTS	Cincinnati 42, Carolina 21 @ Cincinnati, 11/06/22
Carolina 29, Indianapolis 26 vs. Indianapolis, 11/02/15	OVERTIME WIN	Atlanta 37, Carolina 34 @ Atlanta, 10/30/22
Atlanta 37, Carolina 34 @ Atlanta, 10/30/22	OVERTIME LOSS	Carolina 29, Indianapolis 26 vs. Indianapolis, 11/02/15
Cincinnati 37, Carolina 37 @ Cincinnati, 10/12/14	OVERTIME TIE	Cincinnati 37, Carolina 37 @ Cincinnati, 10/12/14
Cincinnati 37, Carolina 37 @ Cincinnati, 10/12/14	TIE GAME	Cincinnati 37, Carolina 37 @ Cincinnati, 10/12/14
* Never Has Happened *	SCORELESS GAME	* Never Has Happened *
Carolina 21, Atlanta 0 vs. Atlanta, 12/13/15	20 FIRST-QUARTER POINTS	Pittsburgh 21, Carolina 7 @ Pittsburgh, 11/08/18
Carolina 21, Tampa Bay 14 vs. Tampa Bay, 11/04/18	20 SECOND-QUARTER POINTS	Cincinnati 28, Carolina 0 @ Cincinnati, 11/06/22
Carolina 21, Miami 7 vs. Miami, 11/13/17	20 THIRD-QUARTER POINTS	Dallas 20, Carolina 0 @ Dallas, 10/03/21
Carolina 21, Atlanta 13 @ Atlanta, 10/30/22	20 FOURTH-QUARTER POINTS	Tampa Bay 20, Carolina 10 @ Tampa Bay, 01/01/23
35 (first half), Carolina 42, Tampa Bay 28 vs. Tampa Bay, 11/04/18	30 ONE-HALF POINTS	35 (first half), Cincinnati 42, Carolina 21 @ Cincinnati, 11/06/22
Carolina 10, New Orleans 7 @ New Orleans, 01/08/23	ZERO POINTS SCORED IN FIRST HALF	Carolina 21, Tampa Bay 3 vs. Tampa Bay, 10/23/22
21 (Q4), Atlanta 37, Carolina 34 @ Atlanta, 10/30/22	SCORED 20+ POINTS IN ONE QUARTER	20 (Q4), Tampa Bay 30, Carolina 24 @ Tampa Bay, 01/01/23
(6, 9, 9, 7 Points), New Orleans 34, Carolina 31 @ New Orleans, 11/24/19	SCORE TOUCHDOWN IN EACH QUARTER	(7, 10, 7, 13 Points), San Francisco 37, Carolina 15 vs. San Francisco, 10/09/22
Carolina 20, Detroit 0 vs. Detroit, 11/22/20	SHUTOUT AT HOME	Atlanta 41, Carolina 0 vs. Atlanta, 11/24/02
* Never Has Happened *	SHUTOUT ON THE ROAD	Atlanta 30, Carolina 0 @ Atlanta, 10/20/02
Carolina 29, Indianapolis 26 vs. Indianapolis, 11/02/15	OVERTIME WIN AT HOME	Minnesota 34, Carolina 28 vs. Minnesota, 10/17/21
Carolina 23, New Orleans 20 @ New Orleans, 10/26/03	OVERTIME WIN ON THE ROAD	Atlanta 37, Carolina 34 @ Atlanta, 10/30/22
10 pen, Carolina 37, Detroit 23 vs. Detroit, 12/24/22	10 PENALTIES	10 pen, Baltimore 13, Carolina 3 @ Baltimore, 11/20/22
* Never Has Happened *	NO PENALTIES	0 pen, Indianapolis 38, Carolina 6 @ Indianapolis, 12/22/19
0 to, Carolina 37, Detroit 23 vs. Detroit, 12/24/22	NO TURNOVERS	0 to, Atlanta 24, Carolina 10 @ Atlanta, 09/10/23
3 td, Tampa Bay 30, Carolina 24 (11:44) S.Darnold pass deep right to T.Tremble for 17 yards, TOUCHDOWN. (7:57) (Shotgun) S.Darnold pass deep left to D.Moore for 24 yards, TOUCHDOWN. (14:56) (Shotgun) S.Darnold pass deep middle to S.Smith for 19 yards, TOUCHDOWN. @ Tampa Bay, 01/01/23	THREE TOTAL TOUCHDOWNS	3 td, Atlanta 24, Carolina 10 (15:00) (Shotgun) D.Ridder pass short right to B.Robinson for 11 yards, TOUCHDOWN. (14:18) T.Allgeier left end for 3 yards, TOUCHDOWN. The Replay Official reviewed the runner was inbounds ruling, and the play was upheld. The ruling on the field stands. (4:52) T.Allgeier left tackle for 3 yards, TOUCHDOWN. @ Atlanta, 09/10/23
4 td, Carolina 37, Detroit 23 (12:02) (Shotgun) R.Blackshear right end for 7 yards, TOUCHDOWN. (9:40) (Shotgun) S.Darnold left end for 3 yards, TOUCHDOWN. (2:12) D.Foreman up the middle for 4 yards, TOUCHDOWN. (9:19) (No Huddle, Shotgun) S.Darnold pass short left to D.Moore for 5 yards, TOUCHDOWN. vs. Detroit, 12/24/22	FOUR TOTAL TOUCHDOWNS	4 td, Tampa Bay 30, Carolina 24 (2:18) (No Huddle, Shotgun) T.Brady pass deep right to M.Evans for 63 yards, TOUCHDOWN. (13:58) (No Huddle, Shotgun) T.Brady pass deep right to M.Evans for 57 yards, TOUCHDOWN. (6:53) (No Huddle, Shotgun) T.Brady pass deep right to M.Evans for 30 yards, TOUCHDOWN. (2:00) L.Goedeke reported in as eligible. T.Brady up the middle for 1 yard, TOUCHDOWN. @ Tampa Bay, 01/01/23
Baltimore 13, Carolina 3 @ Baltimore, 11/20/22	GAME WITHOUT TOUCHDOWNS	Carolina 21, Tampa Bay 3 vs. Tampa Bay, 10/23/22
41:47 TOP, Carolina 10, Atlanta 3 @ Atlanta, 12/24/06	OVER 40:00 TIME OF POSSESSION (NON-OT)	40:08 TOP, Atlanta 30, Carolina 0 @ Atlanta, 10/20/02
vs. Detroit, 12/24/22	NO SACKS/NO INTERCEPTIONS ALLOWED	vs. Tampa Bay, 12/26/21
Carolina 34, Arizona 10 @ Arizona, 11/14/21	WON GAME BY 20+ POINTS	Cincinnati 42, Carolina 21 @ Cincinnati, 11/06/22
3 tds, D'Onta Foreman: (2-Rushing, 1-Rushing, 12-Rushing) @ Atlanta, 10/30/22	THREE TOUCHDOWNS BY A PLAYER	3 tds, Mike Evans: (63-Pass Reception, 57-Pass Reception, 30-Pass Reception) @ Tampa Bay, 01/01/23

THE LAST TIME

4 tds, DeAngelo Williams: (13-Rushing, 5-Rushing, 1-Rushing, 30-Rushing) @ N.Y. Giants, 12/21/08


FOUR TOUCHDOWNS BY A PLAYER

4 tds, Tevin Coleman: (19-Rushing, 10-Pass Reception, 48-Rushing, 1-Rushing) @ San Francisco, 10/27/19

***UPDATED
PLAYER BIOS***



CURRENT PLAYERS



**VONN
BELL**
5'11" // 215
OHIO STATE
ROSSVILLE, GA.

24

S

EXPERIENCE (YEARS)		BIRTHDATE	ACQUIRED
NFL	PANTHERS	12.12.94	FA-23
8	1		


VONN BELL'S NFL REGULAR SEASON DEFENSIVE STATISTICS

DATE	TEAM	GP	GS	TACKLES							INTERCEPTIONS				O. FUMB				ST				MISC				
				TK	S	A	TFL	YDS	SK	YDS	QBH	NO	YDS	LG	TD	PD	FF	FR	TD	YDS	TK	S	A	FF	FR	S	A
2016	Saints	16	14	83	58	25	2	3	1.0	8.0	4	0	0	0	0	4	2	1	0	0	4	3	1	0	0	0	0
2017	Saints	16	10	78	57	21	4	19	4.5	28.5	6	0	0	0	0	2	2	0	0	0	5	5	0	0	0	0	0
2018	Saints	16	8	87	61	26	4	14	1.0	9.0	3	0	0	0	0	3	1	1	0	0	2	2	0	0	0	0	0
2019	Saints	13	13	86	63	23	4	14	1.5	14.0	4	1	19	19	0	5	2	5	1	38	3	3	0	0	0	0	0
2020	Bengals	16	16	114	67	47	3	2	0.0	0.0	4	0	0	0	0	5	3	2	0	65	0	0	0	0	0	0	0
2021	Bengals	16	16	97	64	33	5	7	0.5	6.0	1	1	15	15	0	8	3	1	0	0	0	0	0	0	0	0	0
2022	Bengals	16	16	77	53	24	4	6	1.0	6.5	4	4	56	46	0	8	2	1	0	0	0	0	0	0	0	0	0
2023	Panthers	1	1	3	2	1	0	0	0.0	0.0	0	0	0	0	0	0	0	0	0	0	0	0	0	0	0	0	0
NFL TOTALS		110	94	625	425	200	26	65	9.5	72.0	26	6	90	46	0	35	15	11	1	103	14	13	1	0	0	0	0

2023 GAME-BY-GAME REGULAR-SEASON STATISTICS (PANTHERS)

DATE	OPPONENT	P/S	TACKLES							INTERCEPTIONS				O. FUMB				ST				MISC					
			TK	S	A	SK	YDS	TFL	YDS	QBH	NO	YDS	LG	TD	PD	FF	FR	TD	YDS	TK	S	A	FF	FR	S	A	W/L
09/10	at Falcons	S	3	2	1	0.0	0.0	0	0	0	0	0	0	0	0	0	0	0	0	0	0	0	0	0	0	L	10-24
2023 TOTALS		1-1	3	2	1	0.0	0.0	0	0	0	0	0	0	0	0	0	0	0	0	0	0	0	0	0	0	0-1	

CURRENT PLAYERS



**RAHEEM
BLACKSHEAR**

5'9" // 190

VIRGINIA TECH
PHILADELPHIA, PA

3

RB

EXPERIENCE (YEARS)		BIRTHDATE	ACQUIRED
NFL	PANTHERS	6.5.98	FA-22
2	2		

RAHEEM BLACKSHEAR'S NFL REGULAR SEASON RUSHING/RECEIVING STATISTICS

DATE	TEAM	GP	GS	RUSHING					RECEIVING				
				NO.	YDS.	AVG.	LG	TD	NO.	YDS.	AVG.	LG	TD
2022	Panthers	13	1	23	77	3.3	16	3	10	93	9.3	27	0
2023	Panthers	1	0	0	0	0.0	0	0	0	0	0.0	0	0
NFL TOTALS		14	1	23	77	3.3	16	3	10	93	9.3	27	0

RAHEEM BLACKSHEAR'S NFL REGULAR SEASON RETURN STATISTICS

DATE	TEAM	KICKOFF RETURNS					PUNT RETURNS					
		RET.	YDS.	AVG.	LG	TD	NO.	FC	YDS.	AVG.	LG	TD
2022	Panthers	19	513	27.0	66	0	6	0	55	9.2	21	0
2023	Panthers	0	0	0.0	0	0	0	0	0	0.0	0	0
NFL TOTALS		19	513	27.0	66	0	6	0	55	9.2	21	0

2023 GAME-BY-GAME REGULAR-SEASON STATISTICS (PANTHERS)

DATE	OPPONENT	P/S	RUSHING					RECEIVING					TD	W/L	SCORE
			NO.	YDS.	AVG.	LG	TD	NO.	YDS.	AVG.	LG	TD			
09/10	at Falcons	P	0	0	0.0	0	0	0	0	0.0	0	0	0	L	10-24
2023 TOTALS		1-0	0	0	0.0	0	0	0	0	0.0	0	0	0	0-1	

CURRENT PLAYERS



Bradley Bozeman player card featuring a headshot, name, height/weight (6'5" // 325), position (C), and team (Alabama Roanoke, Ala.). It also displays NFL experience (6 years) and Panthers experience (2 years), birthdate (11.24.94), and acquisition info (UFA-22 BAL).

BRADLEY BOZEMAN'S NFL REGULAR SEASON STATISTICS

DATE	TEAM	GP	GS
2018	Ravens	14	1
2019	Ravens	16	16
2020	Ravens	16	16
2021	Ravens	16	16
2022	Panthers	17	11
2023	Panthers	1	1
NFL TOTALS		80	61

2023 GAME-BY-GAME REGULAR-SEASON STATISTICS (PANTHERS)

DATE	OPPONENT	P/S	W/L	SCORE
09/10	at Falcons	S	L	10-24
2023 TOTALS		1-1	0-1	

CURRENT PLAYERS



DEONTE BROWN
6'4" // 335
ALABAMA
DECATUR, ALA.

77
G

EXPERIENCE (YEARS)		BIRTHDATE	ACQUIRED
<i>NFL</i>	<i>PANTHERS</i>	1.15.98	FA-22
3	3		

DEONTE BROWN'S NFL REGULAR SEASON STATISTICS

DATE	TEAM	GP	GS
2021	Panthers	3	0
2022	Panthers	0	0
2023	Panthers	0	0
NFL TOTALS		3	0

2023 GAME-BY-GAME REGULAR-SEASON STATISTICS (PANTHERS)

DATE	OPPONENT	P/S	W/L	SCORE
09/10	at Falcons		L	10-24
2023 TOTALS		0-0	0-1	

CURRENT PLAYERS



DERRICK BROWN
6'5" // 320
AUBURN
BUFORD, GA.

95

DE

EXPERIENCE (YEARS)

NFL	PANTHERS	BIRTHDATE	ACQUIRED
4	4	4.15.98	D1-20

DERRICK BROWN'S NFL REGULAR SEASON DEFENSIVE STATISTICS

DATE	TEAM	GP	GS	TACKLES								INTERCEPTIONS				O. FUMB				ST				MISC				
				TK	S	A	TFL	YDS	SK	YDS	QBH	NO	YDS	LG	TD	PD	FF	FR	TD	YDS	TK	S	A	FF	FR	S	A	
2020	Panthers	16	15	34	21	13	8	41	2.0	15.0	12	0	0	0	0	4	0	0	0	0	0	0	0	0	0	0	0	0
2021	Panthers	16	14	41	27	14	8	35	3.0	28.0	9	0	0	0	0	4	0	0	0	0	0	0	0	0	0	0	0	0
2022	Panthers	17	17	67	30	37	5	5	1.0	2.5	12	1	0	0	0	7	0	0	0	0	0	0	0	0	0	0	0	0
2023	Panthers	1	1	9	8	1	2	13	1.0	13.0	1	0	0	0	0	0	0	0	0	0	0	0	0	0	0	0	0	0
NFL TOTALS		50	47	151	86	65	23	94	7.0	58.5	34	1	0	0	0	15	0	0	0	0	0	0	0	0	0	0	0	0

2023 GAME-BY-GAME REGULAR-SEASON STATISTICS (PANTHERS)

DATE	OPPONENT	P/S	TACKLES								INTERCEPTIONS				O. FUMB				ST				MISC					
			TK	S	A	SK	YDS	TFL	YDS	QBH	NO	YDS	LG	TD	PD	FF	FR	TD	YDS	TK	S	A	FF	FR	S	A	W/L	SCORE
09/10	at Falcons	S	9	8	1	1.0	13.0	2	13	1	0	0	0	0	0	0	0	0	0	0	0	0	0	0	0	0	L	10-24
2023 TOTALS		1-1	9	8	1	1.0	13.0	2	13	1	0	0	0	0	0	0	0	0	0	0	0	0	0	0	0	0	0-1	

CURRENT PLAYERS



SPENCER BROWN
6'0" // 220
ALABAMA-BIRMINGHAM
WARRIOR, ALA.

41
RB

EXPERIENCE (YEARS)

NFL	PANTHERS
1	2

BIRTHDATE
11.13.98

ACQUIRED
FA-22


SPENCER BROWN'S NFL REGULAR SEASON RUSHING/RECEIVING STATISTICS

DATE	TEAM	GP	GS	RUSHING					RECEIVING					
				NO.	YDS.	AVG.	LG	TD	NO.	YDS.	AVG.	LG	TD	
2021	Panthers	1	0	0	0	0.0	0	0	0	0	0	0.0	0	0
2022	Panthers	2	0	9	43	4.8	7	0	2	10	5.0	9	0	0
2023	Panthers	0	0	0	0	0.0	0	0	0	0	0.0	0	0	0
NFL TOTALS		3	0	9	43	4.8	7	0	2	10	5.0	9	0	0

2023 GAME-BY-GAME REGULAR-SEASON STATISTICS (PANTHERS)

DATE	OPPONENT	P/S	RUSHING					RECEIVING					TD	W/L	SCORE	
			NO.	YDS.	AVG.	LG	TD	NO.	YDS.	AVG.	LG					
09/10	at Falcons		PRACTICE SQUAD												L	10-24
2023 TOTALS		0-0	0	0	0.0	0	0	0	0	0	0.0	0	0	0	0-1	

CURRENT PLAYERS



BRIAN BURNS
6'5" // 250
FLORIDA STATE
FORT LAUDERDALE, FLA.

0

OLB

EXPERIENCE (YEARS)		BIRTHDATE	ACQUIRED
NFL	PANTHERS	4.23.98	D1-19
5	5		


BRIAN BURNS' NFL REGULAR SEASON DEFENSIVE STATISTICS

DATE	TEAM	GP	GS	TACKLES								INTERCEPTIONS				O. FUMB				ST					
				TK	S	A	TFL	YDS	SK	YDS	QBH	NO	YDS	LG	TD	PD	FF	FR	TD	YDS	TK	S	A	FF	FR
2019	Panthers	16	5	23	17	6	5	28	7.5	34.0	16	0	0	0	0	0	1	1	1	56	2	2	0	0	0
2020	Panthers	15	14	58	35	23	8	51	9.0	78.0	21	0	0	0	0	4	3	0	0	0	0	0	0	0	0
2021	Panthers	17	16	51	31	20	13	61	9.0	78.0	18	0	0	0	0	4	2	0	0	0	0	0	0	0	0
2022	Panthers	16	16	63	34	29	17	98	12.5	83.0	22	0	0	0	0	3	1	0	0	0	0	0	0	0	0
2023	Panthers	1	1	7	4	3	1	6	1.5	9.5	1	0	0	0	0	0	1	0	0	0	0	0	0	0	0
NFL TOTALS		65	52	202	121	81	44	244	39.5	282.5	78	0	0	0	0	11	8	1	1	56	2	2	0	0	0

2023 GAME-BY-GAME REGULAR-SEASON STATISTICS (PANTHERS)

DATE	OPPONENT	P/S	TACKLES								INTERCEPTIONS				O. FUMB				ST				MISC						
			TK	S	A	SK	YDS	TFL	YDS	QBH	NO	YDS	LG	TD	PD	FF	FR	TD	YDS	TK	S	A	FF	FR	S	A	W/L	SCORE	
09/10	at Falcons	S	7	4	3	1.5	9.5	1	6	1	0	0	0	0	0	1	0	0	0	0	0	0	0	0	0	0	0	L	10-24
2023 TOTALS		1-1	7	4	3	1.5	9.5	1	6	1	0	0	0	0	0	1	0	0	0	0	0	0	0	0	0	0	0	0-1	

CURRENT PLAYERS



**DAMIERE
BYRD**
5'9" // 180
SOUTH CAROLINA
SICKLERVILLE, N.J.

18
WR

EXPERIENCE (YEARS)		BIRTHDATE	ACQUIRED
NFL	PANTHERS	1.27.93	FA-23
8	4		

DAMIERE BYRD'S NFL REGULAR SEASON RUSHING/RECEIVING STATISTICS

DATE	TEAM	GP	GS	RECEIVING					RUSHING				
				NO.	YDS.	AVG.	LG	TD	NO.	YDS.	AVG.	LG	TD
2016	Panthers	1	0	1	16	16.0	16	0	0	0	0.0	0	0
2017	Panthers	8	3	10	105	10.5	31	2	1	12	12.0	12	0
2018	Panthers	8	0	1	8	8.0	8	0	0	0	0.0	0	0
2019	Cardinals	11	3	32	359	11.2	58	1	0	0	0.0	0	0
2020	Patriots	16	14	47	604	12.9	42t	1	2	15	7.5	11	0
2021	Bears	17	4	26	329	12.7	54t	1	0	0	0.0	0	0
2022	Falcons	14	4	13	268	20.6	75t	2	0	0	0.0	0	0
2023	Panthers	0	0	0	0	0.0	0	0	0	0	0.0	0	0
NFL TOTALS		75	28	130	1,689	13.0	75T	7	3	27	9.0	12	0

DAMIERE BYRD'S NFL REGULAR SEASON RETURN STATISTICS

DATE	TEAM	RET.	KICKOFF RETURNS				PUNT RETURNS					
			YDS.	AVG.	LG	TD	NO.	FC	YDS.	AVG.	LG	TD
2016	Panthers	1	31	31.0	31	0	0	0	0	0.0	0	0
2017	Panthers	7	229	32.7	103t	1	1	0	9	9.0	9	0
2018	Panthers	2	34	17.0	22	0	11	5	104	9.5	30	0
2019	Cardinals	4	59	14.8	23	0	0	0	0	0.0	0	0
2020	Patriots	0	0	0.0	0	0	2	5	0	0.0	0	0
2021	Bears	0	0	0.0	0	0	1	0	0	0.0	0	0
2022	Falcons	0	0	0.0	0	0	0	0	0	0.0	0	0
2023	Panthers	0	0	0.0	0	0	0	0	0	0.0	0	0
NFL TOTALS		14	353	25.2	103T	1	15	10	113	7.5	30	0

100-YARD RECEIVING GAMES (1): REGULAR SEASON

DATE	TEAM	NO.	YDS.	AVG.	LG	TD
11/22/20	at Texans	6	132	22.0	42t	1

2023 GAME-BY-GAME REGULAR-SEASON STATISTICS (PANTHERS)

DATE	OPPONENT	P/S	RECEIVING					RUSHING					TD	W/L	SCORE	
			NO.	YDS.	AVG.	LG	TD	NO.	YDS.	AVG.	LG	TD				
09/10	at Falcons		INJURED RESERVE											L	10-24	
2023 TOTALS		0-0	0	0	0.0	0	0	0	0	0	0.0	0	0	0	0-1	

CURRENT PLAYERS



DJ
CHARK JR.
6'4" // 205
LSU
ALEXANDRIA, LA.

17
WR

EXPERIENCE (YEARS)		BIRTHDATE	ACQUIRED
NFL	PANTHERS	9.23.96	FA-23
6	1		

DJ CHARK JR.'S NFL REGULAR SEASON RUSHING/RECEIVING STATISTICS

DATE	TEAM	GP	GS	RECEIVING					RUSHING				
				NO.	YDS.	AVG.	LG	TD	NO.	YDS.	AVG.	LG	TD
2018	Jaguars	11	0	14	174	12.4	38	0	0	0	0.0	0	0
2019	Jaguars	15	14	73	1,008	13.8	69	8	2	20	10.0	20	0
2020	Jaguars	13	12	53	706	13.3	73t	5	0	0	0.0	0	0
2021	Jaguars	4	4	7	154	22.0	41t	2	0	0	0.0	0	0
2022	Lions	11	10	30	502	16.7	51	3	0	0	0.0	0	0
2023	Panthers	0	0	0	0	0.0	0	0	0	0	0.0	0	0
NFL TOTALS		54	40	177	2,544	14.4	73T	18	2	20	10.0	20	0

DJ CHARK JR.'S NFL REGULAR SEASON RETURN STATISTICS

DATE	TEAM	KICKOFF RETURNS					PUNT RETURNS					
		RET.	YDS.	AVG.	LG	TD	NO.	FC	YDS.	AVG.	LG	TD
2018	Jaguars	7	186	26.6	47	0	0	0	-8	0.0	0	0
2019	Jaguars	0	0	0.0	0	0	0	0	0	0.0	0	0
2020	Jaguars	0	0	0.0	0	0	0	0	0	0.0	0	0
2021	Jaguars	0	0	0.0	0	0	0	0	0	0.0	0	0
2022	Lions	0	0	0.0	0	0	0	0	0	0.0	0	0
2023	Panthers	0	0	0.0	0	0	0	0	0	0.0	0	0
NFL TOTALS		7	186	26.6	47	0	0	0	-8	0.0	0	0

100-YARD RECEIVING GAMES (5): REGULAR SEASON

DATE	TEAM	NO.	YDS.	AVG.	LG	TD
09/08/19	CHIEFS	4	146	36.5	69	1
10/06/19	at Panthers	8	164	20.5	37t	2
11/17/19	at Colts	8	104	13.0	34t	2
11/08/20	TEXANS	7	146	20.9	73t	1
12/24/22	at Panthers	4	108	27.0	51	0

2023 GAME-BY-GAME REGULAR-SEASON STATISTICS (PANTHERS)

DATE	OPPONENT	P/S	RECEIVING					RUSHING					TD	W/L	SCORE
			NO.	YDS.	AVG.	LG	TD	NO.	YDS.	AVG.	LG				
09/10	at Falcons		ON INACTIVE LIST											L	10-24
2023 TOTALS		0-0	0	0	0.0	0	0	0	0	0.0	0	0	0	0-1	

CURRENT PLAYERS



CLAVIN
CHERELUS

6'2" // 230

ALCORN STATE
GOLDEN GATE, FLA.

53

LB

EXPERIENCE (YEARS)

NFL

PANTHERS

R

R

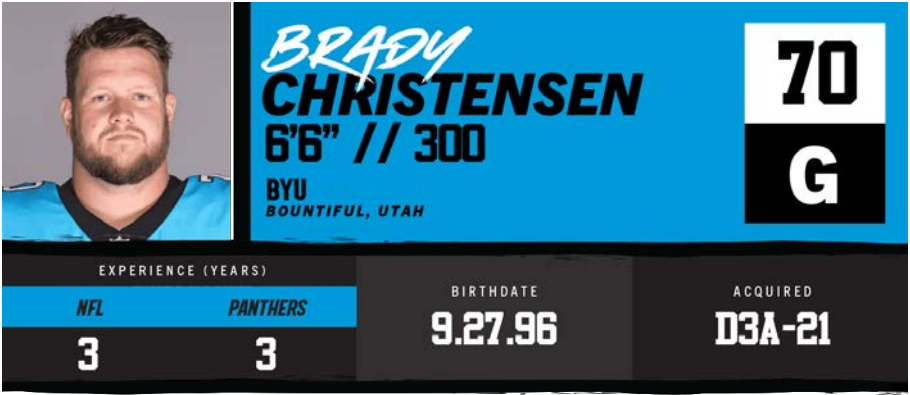
BIRTHDATE

2.9.99

ACQUIRED

WV-23 NYJ

CURRENT PLAYERS



BRADY CHRISTENSEN
6'6" // 300
BYU
BOUNTIFUL, UTAH

70
G

EXPERIENCE (YEARS)

NFL	PANTHERS	BIRTHDATE	ACQUIRED
3	3	9.27.96	D3A-21

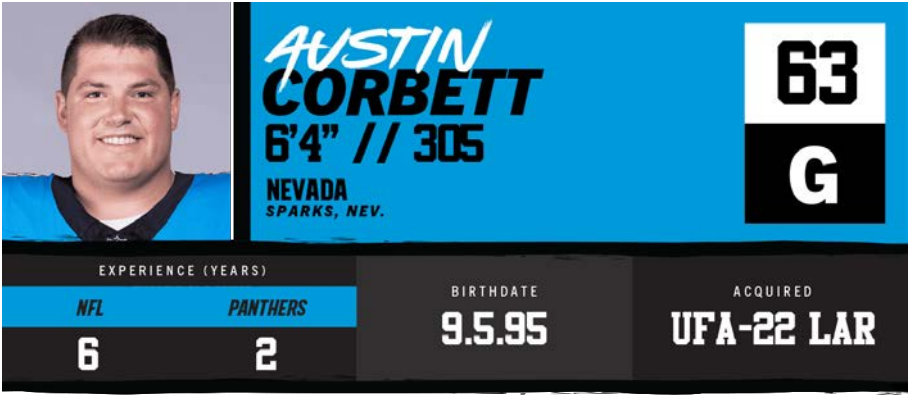
BRADY CHRISTENSEN'S NFL REGULAR SEASON STATISTICS

DATE	TEAM	GP	GS
2021	Panthers	16	6
2022	Panthers	17	17
2023	Panthers	1	1
NFL TOTALS		34	24

2023 GAME-BY-GAME REGULAR-SEASON STATISTICS (PANTHERS)

DATE	OPPONENT	P/S	W/L	SCORE
09/10	at Falcons	S	L	10-24
2023 TOTALS		1-1	0-1	

CURRENT PLAYERS



AUSTIN CORBETT
6'4" // 305
 NEVADA
 SPARKS, NEV.

63
G

EXPERIENCE (YEARS)

NFL	PANTHERS	BIRTHDATE	ACQUIRED
6	2	9.5.95	UFA-22 LAR

AUSTIN CORBETT'S NFL REGULAR SEASON STATISTICS

DATE	TEAM	GP	GS
2018	Browns	11	1
2019	Browns	3	0
2019	Rams	8	7
2019	TOTAL	11	7
2020	Rams	16	16
2021	Rams	17	17
2022	Panthers	17	17
2023	Panthers	0	0
NFL TOTALS		72	58

2023 GAME-BY-GAME REGULAR-SEASON STATISTICS (PANTHERS)

DATE	OPPONENT	P/S	W/L	SCORE
09/10	at Falcons		L	10-24
2023 TOTALS		0-0	0-1	

CURRENT PLAYERS



JASHAUN
CORBIN

5'11" // 200

FLORIDA STATE
ROCKLEDGE, FLA.

28

RB

EXPERIENCE (YEARS)		BIRTHDATE	ACQUIRED
NFL	PANTHERS	8.20.00	FA-23
1	1		

JASHAUN CORBIN'S NFL REGULAR SEASON RUSHING/RECEIVING STATISTICS

DATE	TEAM	RUSHING							RECEIVING				
		GP	GS	NO.	YDS.	AVG.	LG	TD	NO.	YDS.	AVG.	LG	TD
2022	Giants	0	0	0	0	0.0	0	0	0	0	0.0	0	0
NFL TOTALS		0	0	0	0	0.0	0	0	0	0	0.0	0	0

JASHAUN CORBIN'S NFL REGULAR SEASON RETURN STATISTICS

DATE	TEAM	KICKOFF RETURNS					PUNT RETURNS					
		RET.	YDS.	AVG.	LG	TD	NO.	FC	YDS.	AVG.	LG	TD
2022	Giants	0	0	0.0	0	0	0	0	0	0.0	0	0
NFL TOTALS		0	0	0.0	0	0	0	0	0	0.0	0	0

CURRENT PLAYERS



ANDY DALTON
6'2" // 220
TCU
KATY, TEXAS

14
QB

EXPERIENCE (YEARS)

NFL	PANTHERS	BIRTHDATE	ACQUIRED
13	1	10.29.87	FA-23

ANDY DALTON'S NFL REGULAR SEASON PASSING/RUSHING STATISTICS

DATE	TEAM	GP	GS	PASSING											RUSHING				
				ATT.	CMP.	PCT.	YDS	AVG.	TD	INT.	LG	SK	LST	RATE	NO.	YDS.	AVG.	LG	TD
2011	Bengals	16	16	516	300	58.1	3,398	6.6	20	13	84	24	160	80.4	37	152	4.1	17	1
2012	Bengals	16	16	528	329	62.3	3,669	6.9	27	16	59t	46	229	87.4	47	120	2.6	17	4
2013	Bengals	16	16	586	363	61.9	4,293	7.3	33	20	82t	29	182	88.8	61	183	3.0	12	2
2014	Bengals	16	16	481	309	64.2	3,398	7.1	19	17	81t	21	124	83.5	60	169	2.8	20t	4
2015	Bengals	13	13	386	255	66.1	3,250	8.4	25	7	80t	20	118	106.3	57	142	2.5	12	3
2016	Bengals	16	16	563	364	64.7	4,206	7.5	18	8	86t	41	264	91.8	46	184	4.0	15	4
2017	Bengals	16	16	496	297	59.9	3,320	6.7	25	12	77t	39	255	86.6	38	99	2.6	25	0
2018	Bengals	11	11	365	226	61.9	2,566	7.0	21	11	49	21	157	89.6	16	99	6.2	21	0
2019	Bengals	13	13	528	314	59.5	3,494	6.6	16	14	66t	37	249	78.3	32	73	2.3	17	4
2020	Cowboys	11	9	333	216	64.9	2,170	6.5	14	8	69	24	184	87.3	28	114	4.1	13	0
2021	Bears	8	6	236	149	63.1	1,515	6.4	8	9	60t	18	143	76.9	16	76	4.8	14	0
2022	Saints	14	14	378	252	66.7	2,871	7.6	18	9	64	25	189	95.2	30	54	1.8	14	0
2023	Panthers	0	0	0	0	0.0	0	0.0	0	0	0	0	0	0.0	0	0	0.0	0	0
TOTALS		166	162	5,396	3,374	62.5	38,150	7.1	244	144	86T	345	2,254	87.6	468	1,465	3.1	25	22

2023 GAME-BY-GAME REGULAR-SEASON STATISTICS (PANTHERS)

DATE	OPPONENT	P/S	PASSING											RUSHING				SCORE	
			ATT	CMP	YDS	PCT	Y/A	Y/C	TD	INT	LG	SK/YD	RATE	ATT	YDS	LG	TD		W/L
09/10	at Falcons		DID NOT PLAY (NON-INJURY)																
2023 TOTALS		0-0	0	0	0	0.0	0.0	0.0	0	0	0	0/0	0.0	0	0	0	0	0-1	

CURRENT PLAYERS

300-YARD PASSING GAMES (32): REGULAR SEASON

DATE	TEAM	NO.	YDS.	AVG.	LG	TD
09/18/11	at Broncos	27	332	12.3	84	2
11/20/11	at Ravens	24	373	15.5	49t	1
09/16/12	BROWNS	24	318	13.3	50t	3
09/23/12	at Commanders	19	328	17.3	59t	3
10/14/12	at Browns	31	381	12.3	57t	3
10/13/13	at Bills	26	337	13.0	54	3
10/20/13	at Lions	24	372	15.5	82t	3
10/27/13	JETS	19	325	17.1	53	5
10/31/13	at Dolphins	32	338	10.6	26	0
12/22/13	VIKINGS	27	363	13.4	41	4
09/07/14	at Ravens	25	301	12.0	77t	1
10/12/14	PANTHERS	33	323	9.8	34t	2
12/07/14	STEELERS	21	302	14.4	81t	2
09/27/15	at Ravens	20	383	19.2	80t	3
10/04/15	CHIEFS	17	321	18.9	55t	1
10/11/15	SEAHAWKS	30	331	11.0	44	2
11/22/15	at Cardinals	22	315	14.3	42	2
09/11/16	at Jets	23	366	15.9	54t	1
09/18/16	at Steelers	31	366	11.8	29	1
10/23/16	BROWNS	19	308	16.2	48t	2
12/04/16	EAGLES	23	332	14.4	50	2
10/08/17	BILLS	22	328	14.9	77t	1
09/23/18	at Panthers	29	352	12.1	49	2
09/30/18	at Falcons	29	337	11.6	39t	3
09/08/19	at Seahawks	35	418	11.9	55t	2
09/15/19	49ERS	26	311	12.0	66t	2
10/27/19	at Rams	32	329	10.3	52	1
12/22/19	at Dolphins	33	396	12.0	34t	4
12/27/20	EAGLES	22	377	17.1	69	3
11/25/21	at Lions	24	317	13.2	52	1
01/09/22	at Vikings	33	325	9.8	23t	1
10/20/22	at Cardinals	30	361	12.0	64	4

300-YARD PASSING GAMES (1): POSTSEASON

DATE	TEAM	NO.	YDS.	AVG.	LG	TD
01/05/14	CHARGERS	29	334	11.5	49	1

CURRENT PLAYERS



J.D.
DIRENZO
6'6" // 315
RUTGERS
HAMMONTON, N.J.

65

OL

EXPERIENCE (YEARS)

NFL

PANTHERS

R

R

BIRTHDATE

7.27.98

ACQUIRED

FA-23

CURRENT PLAYERS



**IKEM
EKWONU**
6'4" // 320
NORTH CAROLINA STATE
CHARLOTTE, N.C.

79
T

EXPERIENCE (YEARS)

NFL	PANTHERS	BIRTHDATE	ACQUIRED
2	2	10.31.00	D1-22


IKEM EKWONU'S NFL REGULAR SEASON STATISTICS

DATE	TEAM	GP	GS
2022	Panthers	17	17
2023	Panthers	1	1
NFL TOTALS		18	18

2023 GAME-BY-GAME REGULAR-SEASON STATISTICS (PANTHERS)

DATE	OPPONENT	P/S	W/L	SCORE
09/10	at Falcons	S	L	10-24
2023 TOTALS		1-1	0-1	

CURRENT PLAYERS



YETUR
GROSS-MATOS
6'5" // 265
PENN STATE
SPOTSYLVANIA, VA.

97
OLB

EXPERIENCE (YEARS)

NFL	PANTHERS	BIRTHDATE	ACQUIRED
4	4	2.26.98	D2A-20

YETUR GROSS-MATOS' NFL REGULAR SEASON DEFENSIVE STATISTICS

DATE	TEAM	GP	GS	TACKLES							INTERCEPTIONS				O. FUMB			ST			MISC						
				TK	S	A	TFL	YDS	SK	YDS	QBH	NO	YDS	LG	TD	PD	FF	FR	TD	YDS	TK	S	A	FF	FR	S	A
2020	Panthers	12	7	24	9	15	2	6	2.5	7.5	6	0	0	0	0	0	1	0	0	0	0	0	0	0	0	0	0
2021	Panthers	14	2	28	18	10	5	23	3.5	20.5	4	0	0	0	0	1	1	0	0	0	0	0	0	0	0	0	0
2022	Panthers	17	17	54	18	36	5	17	2.5	14.5	10	0	0	0	0	0	0	4	0	-2	0	0	0	0	0	0	0
2023	Panthers	1	0	0	0	0	0	0	0.0	0.0	0	0	0	0	0	0	0	0	0	0	0	0	0	0	0	0	0
NFL TOTALS		44	26	106	45	61	12	46	8.5	42.5	20	0	0	0	0	1	2	4	0	-2	0	0	0	0	0	0	0

2023 GAME-BY-GAME REGULAR-SEASON STATISTICS (PANTHERS)

DATE	OPPONENT	P/S	TACKLES							INTERCEPTIONS				O. FUMB			ST			MISC							
			TK	S	A	SK	YDS	TFL	YDS	QBH	NO	YDS	LG	TD	PD	FF	FR	TD	YDS	TK	S	A	FF	FR	S	A	W/L
09/10	at Falcons	P	0	0	0	0.0	0.0	0	0	0	0	0	0	0	0	0	0	0	0	0	0	0	0	0	0	L	10-24
2023 TOTALS		1-0	0	0	0	0.0	0.0	0	0	0	0	0	0	0	0	0	0	0	0	0	0	0	0	0	0	0-1	

CURRENT PLAYERS



JOHNNY HEKKER
6'5" // 225
OREGON STATE
BOTHELL, WASH

10

P

EXPERIENCE (YEARS)

NFL

PANTHERS

12

2

BIRTHDATE

2.8.90

ACQUIRED

UFA-22 LAR



JOHNNY HEKKER'S NFL REGULAR SEASON PUNTING STATISTICS

DATE	TEAM	GP	NO.	YDS.	AVG.	OPP. RET.	YDS.	NET YDS.	AVG.	TB	IN20	LG	BK
2012	Rams	16	82	3,756	45.8	41	402	3,274	39.9	4	22	68	0
2013	Rams	16	78	3,609	46.3	30	79	3,450	44.2	4	19	64	0
2014	Rams	16	80	3,721	46.5	28	192	3,429	42.3	5	33	61	1
2015	Rams	16	96	4,601	47.9	40	289	4,192	43.7	6	41	68	0
2016	Rams	16	98	4,680	47.8	35	152	4,508	46.0	1	51	78	0
2017	Rams	16	65	3,113	47.9	25	152	2,881	44.3	4	30	70	0
2018	Rams	16	43	1,992	46.3	12	104	1,848	43.0	2	21	68	0
2019	Rams	16	66	3,128	47.4	23	190	2,838	42.4	5	22	71	1
2020	Rams	16	68	3,099	45.6	23	297	2,702	39.2	5	28	63	1
2021	Rams	17	51	2,252	44.2	9	60	2,172	42.6	1	23	59	0
2022	Panthers	17	81	3,925	48.5	27	231	3,574	44.1	6	39	68	0
2023	Panthers	1	5	266	53.2	2	4	262	52.4	0	1	69	0
NFL TOTALS		179	813	38,142	46.9	295	2,152	35,130	43.1	43	330	78	3

2023 GAME-BY-GAME REGULAR-SEASON STATISTICS (PANTHERS)

DATE	OPPONENT		NO.	YDS.	AVG.	OPP. RET.	YDS.	NET YDS.	AVG	TB	IN20	LG	BK	W/L	SCORE
09/10	at Falcons	P	5	266	53.2	2	4	262	52.4	0	1	69	0	L	10-24
2023 TOTALS			1	5	266	53.2	2	4	262	52.4	0	1	69	0	0-1

JOHNNY HEKKER'S NFL REGULAR SEASON PASSING/RUSHING STATISTICS

DATE	TEAM	GP	PASSING											RUSHING					
			GS	ATT.	CMP.	PCT.	YDS	AVG.	TD	INT.	LG	SK	LST	RATE	NO.	YDS.	AVG.	LG	TD
2012	Rams	16	0	3	3	100.0	42	14.0	1	0	21	0	0	158.3	1	-9	-9.0	0	0
2013	Rams	16	0	1	0	0.0	0	0.0	0	0	0	0	0	39.6	0	0	0.0	0	0
2014	Rams	16	0	2	2	100.0	37	18.5	0	0	19	0	0	118.8	0	0	0.0	0	0
2015	Rams	16	0	4	1	25.0	20	5.0	0	0	20	0	0	47.9	0	0	0.0	0	0
2016	Rams	16	0	2	1	50.0	4	2.0	0	0	4	0	0	56.3	0	0	0.0	0	0
2017	Rams	16	0	3	2	66.7	34	11.3	0	0	28	0	0	104.9	0	0	0.0	0	0
2018	Rams	16	0	4	2	50.0	19	4.8	0	0	12	0	0	63.5	1	3	3.0	3	0
2019	Rams	16	0	3	2	66.7	28	9.3	0	1	23	0	0	56.9	0	0	0.0	0	0
2020	Rams	16	0	0	0	0.0	0	0.0	0	0	0	0	0	0.0	0	0	0.0	0	0
2021	Rams	17	0	1	1	100.0	2	2.0	0	0	2	0	0	79.2	1	0	0.0	0	0
2022	Panthers	17	0	0	0	0.0	0	0.0	0	0	0	0	0	0.0	0	0	0.0	0	0
2023	Panthers	1	0	0	0	0.0	0	0.0	0	0	0	0	0	0.0	0	0	0.0	0	0
TOTALS		179	0	23	14	60.9	186	8.1	1	1	28	0	0	82.9	3	-6	-2.0	3	0

2023 GAME-BY-GAME REGULAR-SEASON STATISTICS (PANTHERS)

DATE	OPPONENT	P/S	PASSING											RUSHING							
			ATT	CMP	YDS	PCT	Y/A	Y/C	TD	INT	LG	SK/YD	RATE	ATT	YDS	LG	TD	W/L	SCORE		
09/10	at Falcons	P	0	0	0	0.0	0.0	0.0	0	0	0	0	0	0/0	0.0	0	0	0	0	L	10-24
2023 TOTALS			1-0	0	0	0	0.0	0.0	0.0	0	0	0	0	0/0	0.0	0	0	0	0	0-1	

CURRENT PLAYERS



CJ
HENDERSON
6'1" // 205
FLORIDA
MIAMI, FLA.

23

CB

EXPERIENCE (YEARS)

NFL	PANTHERS	BIRTHDATE	ACQUIRED
4	3	9.30.98	TR-21 JAX

CJ HENDERSON'S NFL REGULAR SEASON DEFENSIVE STATISTICS

DATE	TEAM	GP	GS	TACKLES							INTERCEPTIONS					O. FUMB			ST			MISC							
				TK	S	A	TFL	YDS	SK	YDS	QBH	NO	YDS	LG	TD	PD	FF	FR	TD	YDS	TK	S	A	FF	FR	S	A		
2020	Jaguars	8	8	36	27	9	0	0	0.0	0.0	0	1	22	22	0	6	1	0	0	0	0	0	0	0	0	0	0	0	
2021	Jaguars	2	2	8	6	2	1	0	0.0	0.0	0	0	0	0	0	0	0	0	0	0	0	0	0	0	0	0	0	0	
2021	Panthers	11	5	31	25	6	0	0	0.0	0.0	0	0	0	0	0	2	0	0	0	0	0	0	0	0	0	0	0	0	
2021	TOTAL	13	7	39	31	8	1	0	0.0	0.0	0	0	0	0	0	2	0	0	0	0	0	0	0	0	0	0	0	0	
2022	Panthers	17	10	58	50	8	2	3	0.0	0.0	0	2	74	54	0	6	1	0	0	0	0	0	0	0	0	0	1	0	
2023	Panthers	1	0	3	3	0	0	0	0.0	0.0	0	0	0	0	0	0	0	0	0	0	0	0	0	0	0	0	0	0	
NFL TOTALS		39	25	136	111	25	3	3	0.0	0.0	0	3	96	54	0	14	2	0	0	0	0	0	0	0	0	0	0	1	0

2023 GAME-BY-GAME REGULAR-SEASON STATISTICS (PANTHERS)

DATE	OPPONENT	P/S	TACKLES							INTERCEPTIONS					O. FUMB			ST			MISC							
			TK	S	A	SK	YDS	TFL	YDS	QBH	NO	YDS	LG	TD	PD	FF	FR	TD	YDS	TK	S	A	FF	FR	S	A	W/L	SCORE
09/10	at Falcons	P	3	3	0	0.0	0.0	0	0	0	0	0	0	0	0	0	0	0	0	0	0	0	0	0	0	0	L	10-24
2023 TOTALS		1-0	3	3	0	0.0	0.0	0	0	0	0	0	0	0	0	0	0	0	0	0	0	0	0	0	0	0-1		

CURRENT PLAYERS



JAYCEE HORN
6'1" // 200
SOUTH CAROLINA
ALPHARETTA, GA.

8

CB

EXPERIENCE (YEARS)		BIRTHDATE	ACQUIRED
NFL	PANTHERS	11.26.99	01-21
3	3		

JAYCEE HORN'S NFL REGULAR SEASON DEFENSIVE STATISTICS

DATE	TEAM	GP	GS	TACKLES							INTERCEPTIONS				O. FUMB			ST			MISC						
				TK	S	A	TFL	YDS	SK	YDS	QBH	NO	YDS	LG	TD	PD	FF	FR	TD	YDS	TK	S	A	FF	FR	S	A
2021	Panthers	3	3	5	3	2	0	0	0.0	0.0	0	1	13	13	0	1	0	0	0	0	0	0	0	0	0	0	0
2022	Panthers	13	13	53	37	16	2	2	0.0	0.0	1	3	49	31	0	7	0	0	0	0	0	0	0	0	0	0	0
2023	Panthers	1	1	1	0	1	0	0	0.0	0.0	0	0	0	0	0	0	0	0	0	0	0	0	0	0	0	0	0
NFL TOTALS		17	17	59	40	19	2	2	0.0	0.0	1	4	62	31	0	8	0	0	0	0	0	0	0	0	0	0	0

2023 GAME-BY-GAME REGULAR-SEASON STATISTICS (PANTHERS)

DATE	OPPONENT	P/S	TACKLES							INTERCEPTIONS				O. FUMB			ST			MISC								
			TK	S	A	SK	YDS	TFL	YDS	QBH	NO	YDS	LG	TD	PD	FF	FR	TD	YDS	TK	S	A	FF	FR	S	A	W/L	SCORE
09/10	at Falcons	S	1	0	1	0.0	0.0	0	0	0	0	0	0	0	0	0	0	0	0	0	0	0	0	0	0	0	L	10-24
2023 TOTALS		1-1	1	0	1	0.0	0.0	0	0	0	0	0	0	0	0	0	0	0	0	0	0	0	0	0	0	0	0-1	

CURRENT PLAYERS



CHUBA HUBBARD
6'1" // 210
OKLAHOMA STATE
ALBERTA, CANADA

30

RB

EXPERIENCE (YEARS)		BIRTHDATE	ACQUIRED
NFL	PANTHERS	6.11.99	D4-21
3	3		

CHUBA HUBBARD'S NFL REGULAR SEASON RUSHING/RECEIVING STATISTICS

DATE	TEAM	GP	GS	RUSHING					RECEIVING				
				NO.	YDS.	AVG.	LG	TD	NO.	YDS.	AVG.	LG	TD
2021	Panthers	17	10	172	612	3.6	26	5	25	174	7.0	33	1
2022	Panthers	15	2	95	466	4.9	35	2	14	171	12.2	45	0
2023	Panthers	1	0	9	60	6.7	21	0	2	9	4.5	7	0
NFL TOTALS		33	12	276	1,138	4.1	35	7	41	354	8.6	45	1

CHUBA HUBBARD'S NFL REGULAR SEASON RETURN STATISTICS

DATE	TEAM	RET.	KICKOFF RETURNS				PUNT RETURNS					
			YDS.	AVG.	LG	TD	NO.	FC	YDS.	AVG.	LG	TD
2021	Panthers	1	21	21.0	21	0	0	0	0	0.0	0	0
2022	Panthers	5	104	20.8	36	0	0	0	0	0.0	0	0
2023	Panthers	0	0	0.0	0	0	0	0	0	0.0	0	0
NFL TOTALS		6	125	20.8	36	0	0	0	0	0.0	0	0


100-YARD RUSHING GAMES (2): REGULAR SEASON

DATE	TEAM	ATT.	YDS.	AVG.	LG	TD
10/10/21	EAGLES	24	101	4.2	26	0
12/24/22	LIONS	12	125	10.4	35	0

2023 GAME-BY-GAME REGULAR-SEASON STATISTICS (PANTHERS)

DATE	OPPONENT	P/S	RUSHING					RECEIVING						
			NO.	YDS.	AVG.	LG	TD	NO.	YDS.	AVG.	LG	TD	W/L	SCORE
09/10	at Falcons	P	9	60	6.7	21	0	2	9	4.5	7	0	L	10-24
2023 TOTALS		1-0	9	60	6.7	21	0	2	9	4.5	7	0	0-1	

CURRENT PLAYERS



**HAYDEN
HURST**
6'4" // 250
SOUTH CAROLINA
JACKSONVILLE, FLA.

81

TE

EXPERIENCE (YEARS)

NFL	PANTHERS	
6	1	

BIRTHDATE

8.24.93

ACQUIRED

FA-23

HAYDEN HURST'S NFL REGULAR SEASON RUSHING/RECEIVING STATISTICS

DATE	TEAM	RECEIVING							RUSHING				
		GP	GS	NO.	YDS.	AVG.	LG	TD	NO.	YDS.	AVG.	LG	TD
2018	Ravens	12	0	13	163	12.5	32	1	1	0	0.0	0	0
2019	Ravens	16	4	30	349	11.6	61t	2	0	0	0.0	0	0
2020	Falcons	16	11	56	571	10.2	42t	6	0	0	0.0	0	0
2021	Falcons	13	5	26	221	8.5	33	3	0	0	0.0	0	0
2022	Bengals	13	13	52	414	8.0	29	2	0	0	0.0	0	0
2023	Panthers	1	1	5	41	8.2	14	1	0	0	0.0	0	0
NFL TOTALS		71	34	182	1,759	9.7	61T	15	1	0	0.0	0	0

2023 GAME-BY-GAME REGULAR-SEASON STATISTICS (PANTHERS)

DATE	OPPONENT	P/S	RECEIVING					RUSHING					W/L	SCORE
			NO.	YDS.	AVG.	LG	TD	NO.	YDS.	AVG.	LG	TD		
09/10	at Falcons	S	5	41	8.2	14	1	0	0	0.0	0	0	L	10-24
2023 TOTALS		1-1	5	41	8.2	14	1	0	0	0.0	0	0	0-1	

CURRENT PLAYERS



DONTE JACKSON
5'10" // 180
 LOUISIANA STATE
 METAIRIE, LA.

26
CB

EXPERIENCE (YEARS)		BIRTHDATE	ACQUIRED
NFL	PANTHERS	11.8.95	D2-18
6	6		


DONTE JACKSON'S NFL REGULAR SEASON DEFENSIVE STATISTICS

DATE	TEAM	GP	GS	TACKLES							INTERCEPTIONS					O. FUMB				ST					
				TK	S	A	TFL	YDS	SK	YDS	QBH	NO	YDS	LG	TD	PD	FF	FR	TD	YDS	TK	S	A	FF	FR
2018	Panthers	16	16	73	62	11	4	15	1.0	8.0	1	4	0	0	0	9	1	0	0	0	1	1	0	0	0
2019	Panthers	13	10	40	32	8	1	2	0.0	0.0	0	3	25	25	0	8	0	1	0	0	0	0	0	0	1
2020	Panthers	14	13	34	22	12	1	1	0.0	0.0	0	3	110	66	0	11	0	0	0	0	0	0	0	0	0
2021	Panthers	12	12	61	50	11	3	5	0.0	0.0	0	2	21	21	0	10	1	0	0	0	0	0	0	0	0
2022	Panthers	9	9	35	32	3	1	2	0.0	0.0	0	2	30	30t	1	3	0	0	0	0	0	0	0	0	0
2023	Panthers	1	1	1	1	0	0	0	0.0	0.0	0	0	0	0	0	0	0	0	0	0	0	0	0	0	0
NFL TOTALS		65	61	244	199	45	10	25	1.0	8.0	1	14	186	66	1	41	2	1	0	0	1	1	0	0	1

2023 GAME-BY-GAME REGULAR-SEASON STATISTICS (PANTHERS)

DATE	OPPONENT	P/S	TACKLES							INTERCEPTIONS					O. FUMB				ST				MISC					
			TK	S	A	SK	YDS	TFL	YDS	QBH	NO	YDS	LG	TD	PD	FF	FR	TD	YDS	TK	S	A	FF	FR	S	A	W/L	SCORE
09/10	at Falcons	S	1	1	0	0.0	0.0	0	0	0	0	0	0	0	0	0	0	0	0	0	0	0	0	0	0	0	L	10-24
2023 TOTALS		1-1	1	1	0	0.0	0.0	0	0	0	0	0	0	0	0	0	0	0	0	0	0	0	0	0	0	0	0-1	

CURRENT PLAYERS



JJ
JANSEN
6'2" // 235
NOTRE DAME
PHOENIX, ARIZ.

44
LS

EXPERIENCE (YEARS)

NFL	PANTHERS	BIRTHDATE	ACQUIRED
16	15	1.20.86	TR-09 GB


JJ JANSEN'S NFL REGULAR SEASON STATISTICS

DATE	TEAM	GP
2009	Panthers	16
2010	Panthers	16
2011	Panthers	16
2012	Panthers	16
2013	Panthers	16
2014	Panthers	16
2015	Panthers	16
2016	Panthers	16
2017	Panthers	16
2018	Panthers	16
2019	Panthers	16
2020	Panthers	16
2021	Panthers	17
2022	Panthers	17
2023	Panthers	1
NFL TOTALS		227

2023 GAME-BY-GAME REGULAR-SEASON STATISTICS (PANTHERS)

DATE	OPPONENT		W/L	SCORE
09/10	at Falcons	P	L	10-24
2023 TOTALS		1	0-1	

CURRENT PLAYERS



NASH JENSEN
6'4" // 329
NORTH DAKOTA STATE
MAPLE GROVE, MINN.

66
OL

EXPERIENCE (YEARS)

<i>NFL</i>	<i>PANTHERS</i>	BIRTHDATE	ACQUIRED
R	R	5.7.99	FA-23

NASH JENSEN'S NFL REGULAR SEASON STATISTICS

DATE	TEAM	GP	GS
2023	Panthers	0	0
NFL TOTALS		0	0

2023 GAME-BY-GAME REGULAR-SEASON STATISTICS (PANTHERS)

DATE	OPPONENT	P/S	W/L	SCORE
09/10	at Falcons		L	10-24
2023 TOTALS		0-0	0-1	

CURRENT PLAYERS



DJ
JOHNSON

6'4" // 260

OREGON
SACRAMENTO, CALIF.

52

OLB

EXPERIENCE (YEARS)

NFL

PANTHERS

R

R

BIRTHDATE

10.21.98

ACQUIRED

D3-23

CURRENT PLAYERS



DEION JONES
6'1" // 227
LSU
NEW ORLEANS, LA.

40

LB

EXPERIENCE (YEARS)

NFL	PANTHERS	
7	1	<p style="font-size: 0.8em;">BIRTHDATE</p> <p style="font-size: 1.5em; font-weight: bold;">11.4.94</p>
		<p style="font-size: 0.8em;">ACQUIRED</p> <p style="font-size: 1.5em; font-weight: bold;">FA-23</p>

DEION JONES' NFL REGULAR SEASON DEFENSIVE STATISTICS

DATE	TEAM	GP	GS	TACKLES							INTERCEPTIONS					O. FUMB			ST			MISC					
				TK	S	A	TFL	YDS	SK	YDS	QBH	NO	YDS	LG	TD	PD	FF	FR	TD	YDS	TK	S	A	FF	FR	S	A
2016	Falcons	15	13	106	75	31	4	3	0.0	0.0	2	3	165	90t	2	11	1	0	0	0	2	0	2	0	0	0	0
2017	Falcons	16	16	138	91	47	10	19	1.0	0.0	0	3	42	41	0	10	0	0	0	0	0	0	0	0	0	0	0
2018	Falcons	6	6	53	34	19	1	4	1.0	4.0	0	2	61	41t	1	6	1	0	0	0	0	0	0	0	0	0	0
2019	Falcons	16	16	110	68	42	8	19	0.0	0.0	4	1	27	27t	1	5	0	1	0	5	0	0	0	0	0	0	0
2020	Falcons	16	16	106	73	33	9	43	4.5	38.5	10	2	84	67t	1	6	1	1	0	0	0	0	0	0	0	0	0
2021	Falcons	16	16	137	87	50	8	33	2.0	17.0	4	0	0	0	0	6	1	0	0	0	0	0	0	0	0	0	0
2022	Falcons	0	0	0	0	0	0	0	0.0	0.0	0	0	0	0	0	0	0	0	0	0	0	0	0	0	0	0	0
2022	Browns	1	1	44	25	19	6	14	2.5	16.0	3	1	5	5	0	3	1	0	0	0	0	0	0	0	0	0	0
2022	TOTAL	1	1	44	25	19	6	14	2.5	16.0	3	1	5	5	0	3	1	0	0	0	0	0	0	0	0	0	0
2023	Panthers	0	0	0	0	0	0	0	0.0	0.0	0	0	0	0	0	0	0	0	0	0	0	0	0	0	0	0	0
NFL TOTALS		86	84	694	453	241	46	135	11.0	75.5	23	12	384	90t	5	47	5	2	0	5	2	0	2	0	0	0	0

CURRENT PLAYERS



**RICKY
LEE**

6'5" // 289

**NORTH CAROLINA A&T
JACKSONVILLE, FLA**

61

T

EXPERIENCE (YEARS)

NFL

PANTHERS

R

R


BIRTHDATE

11.16.99

ACQUIRED

FA-23

CURRENT PLAYERS



**FRANKIE
LUVU**

6'3" // 235

WASHINGTON STATE
TAFUNA, AMERICAN SAMOA

49

LB

EXPERIENCE (YEARS)		BIRTHDATE	ACQUIRED
NFL	PANTHERS	9.19.96	FA-21
6	3		


FRANKIE LUVU'S NFL REGULAR SEASON DEFENSIVE STATISTICS

DATE	TEAM	GP	GS	TACKLES							INTERCEPTIONS				O. FUMB			ST			MISC						
				TK	S	A	SK	YDS	TFL	YDS	QBH	NO	YDS	LG	TD	PD	FF	FR	TD	YDS	TK	S	A	FF	FR	S	A
2018	Jets	14	1	22	17	5	5	18	3.0	7.0	11	0	0	0	0	1	0	0	0	0	0	0	0	0	0	0	0
2019	Jets	13	0	5	4	1	1	9	1.0	9.0	2	0	0	0	0	0	0	0	0	0	0	0	7	6	1	0	0
2020	Jets	13	3	21	16	5	3	39	2.0	15.0	3	0	0	0	0	1	1	0	0	0	0	4	1	3	0	0	0
2021	Panthers	16	4	34	18	16	8	19	1.5	10.0	5	0	0	0	0	1	0	3	0	35	9	8	1	1	0	0	0
2022	Panthers	15	14	111	76	35	19	78	7.0	46.0	9	1	33	33t	1	4	1	0	0	0	0	0	0	0	0	0	0
2023	Panthers	1	1	7	3	4	0	0	1.0	1.5	3	0	0	0	0	0	0	0	0	0	0	0	0	0	0	0	0
NFL TOTALS		72	23	200	134	66	36	163	15.5	88.5	33	1	33	33T	1	7	2	3	0	35	20	15	5	1	0	0	0

2023 GAME-BY-GAME REGULAR-SEASON STATISTICS (PANTHERS)

DATE	OPPONENT	P/S	TACKLES							INTERCEPTIONS				O. FUMB			ST			MISC								
			TK	S	A	SK	YDS	TFL	YDS	QBH	NO	YDS	LG	TD	PD	FF	FR	TD	YDS	TK	S	A	FF	FR	S	A	W/L	SCORE
09/10	at Falcons	S	7	3	4	1.0	1.5	0	0	3	0	0	0	0	0	0	0	0	0	0	0	0	0	0	0	0	L	10-24
2023 TOTALS		1-1	7	3	4	1.0	1.5	0	0	3	0	0	0	0	0	0	0	0	0	0	0	0	0	0	0	0-1		

CURRENT PLAYERS



TERRACE MARSHALL JR.
6'2" // 200
LOUISIANA STATE
BOSSIER CITY, LA.

88
WR

EXPERIENCE (YEARS)		BIRTHDATE	ACQUIRED
NFL	PANTHERS		
3	3	6.9.00	D2-21


TERRACE MARSHALL JR.'S NFL REGULAR SEASON RUSHING/RECEIVING STATISTICS

DATE	TEAM	GP	GS	RECEIVING					RUSHING				
				NO.	YDS.	AVG.	LG	TD	NO.	YDS.	AVG.	LG	TD
2021	Panthers	13	3	17	138	8.1	23	0	0	0	0.0	0	0
2022	Panthers	14	9	28	490	17.5	43	1	0	0	0.0	0	0
2023	Panthers	1	1	2	23	11.5	12	0	0	0	0.0	0	0
NFL TOTALS		28	13	47	651	13.9	43	1	0	0	0.0	0	0

2023 GAME-BY-GAME REGULAR-SEASON STATISTICS (PANTHERS)

DATE	OPPONENT	P/S	NO.	RECEIVING				RUSHING					W/L	SCORE	
				YDS.	AVG.	LG	TD	NO.	YDS.	AVG.	LG	TD			
09/10	at Falcons	S	2	23	11.5	12	0	0	0	0.0	0	0	L	10-24	
2023 TOTALS			1-1	2	23	11.5	12	0	0	0	0.0	0	0	0-1	

CURRENT PLAYERS



**CADE
MAYS**
6'6" // 325
TENNESSEE
KNOXVILLE, TENN

68
G

EXPERIENCE (YEARS)

NFL	PANTHERS	BIRTHDATE	ACQUIRED
2	2	4.26.99	D68-22

CADE MAYS' NFL REGULAR SEASON STATISTICS

DATE	TEAM	GP	GS
2022	Panthers	11	2
2023	Panthers	1	0
NFL TOTALS		12	2

2023 GAME-BY-GAME REGULAR-SEASON STATISTICS (PANTHERS)

DATE	OPPONENT	P/S	W/L	SCORE
09/10	at Falcons	P	L	10-24
2023 TOTALS		1-0	0-1	

CURRENT PLAYERS



JUSTIN MCCRAY
6'3" // 315
CENTRAL FLORIDA
MIAMI, FLA.

64
G

EXPERIENCE (YEARS)

NFL	PANTHERS	BIRTHDATE	ACQUIRED
7	1	5.31.92	FA-23

JUSTIN MCCRAY'S NFL REGULAR SEASON STATISTICS

DATE	TEAM	GP	GS
2017	Packers	13	8
2018	Packers	12	5
2019	Packers	0	0
2019	Browns	15	4
2019	TOTAL	15	4
2020	Falcons	10	2
2021	Texans	15	8
2022	Texans	12	2
2023	Panthers	0	0
NFL TOTALS		77	29

2023 GAME-BY-GAME REGULAR-SEASON STATISTICS (PANTHERS)

DATE	OPPONENT	P/S	W/L	SCORE
09/10	at Falcons		L	10-24
2023 TOTALS		0-0	0-1	

CURRENT PLAYERS



JONATHAN MINGO
6'2" // 225
MISSISSIPPI
BRANDON, MISS.

15

WR

EXPERIENCE (YEARS)

NFL	PANTHERS	BIRTHDATE	ACQUIRED
R	R	4.20.01	02-23

JONATHAN MINGO'S NFL REGULAR SEASON RUSHING/RECEIVING STATISTICS

DATE	TEAM	RECEIVING							RUSHING				
		GP	GS	NO.	YDS.	AVG.	LG	TD	NO.	YDS.	AVG.	LG	TD
2023	Panthers	1	1	2	17	8.5	9	0	0	0	0.0	0	0
NFL TOTALS		1	1	2	17	8.5	9	0	0	0	0.0	0	0

JONATHAN MINGO'S NFL REGULAR SEASON RETURN STATISTICS

DATE	TEAM	KICKOFF RETURNS					PUNT RETURNS					
		RET.	YDS.	AVG.	LG	TD	NO.	FC	YDS.	AVG.	LG	TD
2023	Panthers	0	0	0.0	0	0	0	0	0	0.0	0	0
NFL TOTALS		0	0	0.0	0	0	0	0	0	0.0	0	0

2023 GAME-BY-GAME REGULAR-SEASON STATISTICS (PANTHERS)

DATE	OPPONENT	P/S	RECEIVING					RUSHING							
			NO.	YDS.	AVG.	LG	TD	NO.	YDS.	AVG.	LG	TD	W/L	SCORE	
09/10	at Falcons	S	2	17	8.5	9	0	0	0	0.0	0	0	L	10-24	
2023 TOTALS			1-1	2	17	8.5	9	0	0	0	0.0	0	0	0-1	

CURRENT PLAYERS



TAYLOR MOTON
6'5" // 325
WESTERN MICHIGAN
OKEMOS, MICH.

72
T

EXPERIENCE (YEARS)

NFL	PANTHERS	BIRTHDATE	ACQUIRED
7	7	8.14.94	D2B-17


TAYLOR MOTON'S NFL REGULAR SEASON STATISTICS

DATE	TEAM	GP	GS
2017	Panthers	16	0
2018	Panthers	16	16
2019	Panthers	16	16
2020	Panthers	16	16
2021	Panthers	17	17
2022	Panthers	17	17
2023	Panthers	1	1
NFL TOTALS		99	83

2023 GAME-BY-GAME REGULAR-SEASON STATISTICS (PANTHERS)

DATE	OPPONENT	P/S	W/L	SCORE
09/10	at Falcons	S	L	10-24
2023 TOTALS		1-1	0-1	

CURRENT PLAYERS



EDDY
PINEIRO

5'11" // 190

FLORIDA
MIAMI, FL

4

K

EXPERIENCE (YEARS)		BIRTHDATE	ACQUIRED
NFL	PANTHERS	9.13.95	FA-22
4	2		

EDDY PINEIRO'S NFL REGULAR SEASON KICKING STATISTICS

DATE	TEAM	GP	FGM	FGA	PCT.	LG	XP	XPA	PCT.	BLK	PTS
2018	Raiders	0	0	0	0.0	0	0	0	0.0	0	0
2019	Bears	16	23	28	82.1	53	27	29	93.1	0	96
2020	Bears	0	0	0	0.0	0	0	0	0.0	0	0
2021	Football Team	0	0	0	0.0	0	0	0	0.0	0	0
2022	Panthers	17	33	35	94.3	54	30	32	93.8	0	129
2023	Panthers	1	1	1	100.0	43	1	1	100.0	0	4
NFL TOTALS		34	57	64	89.1	54	58	62	93.5	0	229

EDDY PINEIRO'S NFL REGULAR SEASON FIELD-GOAL ACCURACY STATISTICS

DATE	TEAM	1-19	PCT.	20-29	PCT.	30-39	PCT.	40-49	PCT.	50+	PCT.
2018	Raiders	0-0	0.0	0-0	0.0	0-0	0.0	0-0	0.0	0-0	0.0
2019	Bears	1-1	100.0	8-8	100.0	9-10	90.0	3-7	42.9	2-2	100.0
2020	Bears	0-0	0.0	0-0	0.0	0-0	0.0	0-0	0.0	0-0	0.0
2021	Football Team	0-0	0.0	0-0	0.0	0-0	0.0	0-0	0.0	0-0	0.0
2022	Panthers	0-0	0.0	2-2	100.0	16-17	94.1	13-14	92.9	2-2	100.0
2023	Panthers	0-0	0.0	0-0	0.0	0-0	0.0	1-1	100.0	0-0	0.0
NFL TOTALS		1-1	100.0	10-10	100.0	25-27	92.6	17-22	77.3	4-4	100.0

2023 GAME-BY-GAME REGULAR-SEASON STATISTICS (PANTHERS)

DATE	OPPONENT	P	FIELD GOALS				EXTRA POINTS						
			FGM	FGA	PCT	LG	XP	XPA	PCT	BLK	PTS	W/L	SCORE
09/10	at Falcons	P	1	1	100.0	43	1	1	100.0	0	4	L	10-24
2023 TOTALS		1	1	1	100.0	43	1	1	100.0	0	4	0-1	

CURRENT PLAYERS



LABRYAN
RAY

6'4" // 290

ALABAMA
MADISON, ALA.

93

DT

EXPERIENCE (YEARS)

NFL	PANTHERS	
1	1	

BIRTHDATE

12.5.97

ACQUIRED

FA-23


LABRYAN RAY'S NFL REGULAR SEASON DEFENSIVE STATISTICS

DATE	TEAM	GP	GS	TACKLES							INTERCEPTIONS				O. FUMB			ST				MISC				
				TK	S	A	TFL	YDS	SK	YDS	QBH	NO	YDS	LG	TD	PD	FF	FR	TD	YDS	TK	S	A	FF	FR	S
2022	Patriots	0	0	0	0	0	0	0	0.0	0.0	0	0	0	0	0	0	0	0	0	0	0	0	0	0	0	0
2023	Panthers	1	0	0	0	0	0	0	0.0	0.0	0	0	0	0	0	0	0	0	0	0	0	0	0	0	0	
NFL TOTALS		1	0	0	0	0	0	0	0.0	0.0	0	0	0	0	0	0	0	0	0	0	0	0	0	0	0	

2023 GAME-BY-GAME REGULAR-SEASON STATISTICS (PANTHERS)

DATE	OPPONENT	P/S	TACKLES							INTERCEPTIONS				O. FUMB			ST				MISC						
			TK	S	A	SK	YDS	TFL	YDS	QBH	NO	YDS	LG	TD	PD	FF	FR	TD	YDS	TK	S	A	FF	FR	S	A	W/L
09/10	at Falcons	P	0	0	0	0.0	0.0	0	0	0	0	0	0	0	0	0	0	0	0	0	0	0	0	0	0	L	10-24
2023 TOTALS		1-0	0	0	0	0.0	0.0	0	0	0	0	0	0	0	0	0	0	0	0	0	0	0	0	0	0	0-1	

CURRENT PLAYERS



**GIOVANNI
RICCI**
6'3" // 240
WESTERN MICHIGAN
LOVELAND, OHIO

45

TE

EXPERIENCE (YEARS)		BIRTHDATE	ACQUIRED
<i>NFL</i>	<i>PANTHERS</i>	10.16.96	FA-20
3	3		

GIOVANNI RICCI'S NFL REGULAR SEASON RUSHING/RECEIVING STATISTICS

DATE	TEAM	RECEIVING								RUSHING				
		GP	GS	NO.	YDS.	AVG.	LG	TD	NO.	YDS.	AVG.	LG	TD	
2020	Panthers	0	0	0	0	0.0	0	0	0	0	0.0	0	0	
2021	Panthers	16	1	0	0	0.0	0	0	0	0	0.0	0	0	
2022	Panthers	15	3	8	100	12.5	32	0	0	0	0.0	0	0	
2023	Panthers	1	0	1	2	2.0	2	0	0	0	0.0	0	0	
NFL TOTALS		32	4	9	102	11.3	32	0	0	0	0.0	0	0	

2023 GAME-BY-GAME REGULAR-SEASON STATISTICS (PANTHERS)

DATE	OPPONENT	P/S	RECEIVING						RUSHING					SCORE	
			NO.	YDS.	AVG.	LG	TD	NO.	YDS.	AVG.	LG	TD	W/L		
09/10	at Falcons	P	1	2	2.0	2	0	0	0	0.0	0	0	0	L	10-24
2023 TOTALS		1-0	1	2	2.0	2	0	0	0	0.0	0	0	0	0-1	

CURRENT PLAYERS



JAMMIE ROBINSON
5'11" // 195
FLORIDA STATE
CORDELE, GA.

22

S

EXPERIENCE (YEARS)

NFL	PANTHERS		
R	R	BIRTHDATE	ACQUIRED
		1.24.01	05-23

JAMMIE ROBINSON'S NFL REGULAR SEASON DEFENSIVE STATISTICS

DATE	TEAM	GP	GS	TACKLES							INTERCEPTIONS					O. FUMB				ST				MISC				
				TK	S	A	TFL	YDS	SK	YDS	QBH	NO	YDS	LG	TD	PD	FF	FR	TD	YDS	TK	S	A	FF	FR	S	A	
2023	Panthers	1	0	0	0	0	0	0	0	0.0	0.0	0	0	0	0	0	0	0	0	0	0	0	0	0	0	0	0	0
NFL TOTALS		1	0	0	0	0	0	0	0	0.0	0.0	0	0	0	0	0	0	0	0	0	0	0	0	0	0	0	0	0

2023 GAME-BY-GAME REGULAR-SEASON STATISTICS (PANTHERS)

DATE	OPPONENT	P/S	TACKLES							INTERCEPTIONS					O. FUMB				ST				MISC					
			TK	S	A	SK	YDS	TFL	YDS	QBH	NO	YDS	LG	TD	PD	FF	FR	TD	YDS	TK	S	A	FF	FR	S	A	W/L	SCORE
09/10	at Falcons	P	0	0	0	0.0	0.0	0	0	0	0	0	0	0	0	0	0	0	0	0	0	0	0	0	0	0	L	10-24
2023 TOTALS		1-0	0	0	0	0.0	0.0	0	0	0	0	0	0	0	0	0	0	0	0	0	0	0	0	0	0	0	0-1	

CURRENT PLAYERS



MILES SANDERS
5'11" // 211
PENN STATE
PITTSBURGH, PA

6
RB

EXPERIENCE (YEARS)		BIRTHDATE	ACQUIRED
NFL	PANTHERS		
5	1	5.1.97	FA-23

MILES SANDERS' NFL REGULAR SEASON RUSHING/RECEIVING STATISTICS

DATE	TEAM	GP	GS	RUSHING					RECEIVING				
				NO.	YDS.	AVG.	LG	TD	NO.	YDS.	AVG.	LG	TD
2019	Eagles	16	11	179	818	4.6	65t	3	50	509	10.2	45	3
2020	Eagles	12	11	164	867	5.3	82t	6	28	197	7.0	28	0
2021	Eagles	12	12	137	754	5.5	38	0	26	158	6.1	25	0
2022	Eagles	17	15	259	1,269	4.9	40t	11	20	78	3.9	16	0
2023	Panthers	1	1	18	72	4.0	10	0	4	26	6.5	11	0
NFL TOTALS		58	50	757	3,780	5.0	82T	20	128	968	7.6	45	3

MILES SANDERS' NFL REGULAR SEASON RETURN STATISTICS

DATE	TEAM	KICKOFF RETURNS					PUNT RETURNS					
		RET.	YDS.	AVG.	LG	TD	NO.	FC	YDS.	AVG.	LG	TD
2019	Eagles	14	314	22.4	67	0	0	0	0	0.0	0	0
2020	Eagles	0	0	0.0	0	0	0	0	0	0.0	0	0
2021	Eagles	0	0	0.0	0	0	0	0	0	0.0	0	0
2022	Eagles	0	0	0.0	0	0	0	0	0	0.0	0	0
2023	Panthers	0	0	0.0	0	0	0	0	0	0.0	0	0
NFL TOTALS		14	314	22.4	67	0	0	0	0	0.0	0	0

100-YARD RUSHING GAMES (8): REGULAR SEASON

DATE	TEAM	ATT.	YDS.	AVG.	LG	TD
12/15/19	at Commanders	19	122	6.4	56	1
10/18/20	RAVENS	9	118	13.1	74	0
12/13/20	SAINTS	14	115	8.2	82t	2
12/05/21	at Jets	24	120	5.0	34	0
12/21/21	COMMANDERS	18	131	7.3	38	0
10/02/22	JAGUARS	27	134	5.0	35	2
11/27/22	PACKERS	21	143	6.8	28	2
12/11/22	at Giants	17	144	8.5	40t	2

2023 GAME-BY-GAME REGULAR-SEASON STATISTICS (PANTHERS)

DATE	OPPONENT	P/S	RUSHING					RECEIVING						
			NO.	YDS.	AVG.	LG	TD	NO.	YDS.	AVG.	LG	TD	W/L	SCORE
09/10	at Falcons	S	18	72	4.0	10	0	4	26	6.5	11	0	L	10-24
2023 TOTALS		1-1	18	72	4.0	10	0	4	26	6.5	11	0	0-1	

CURRENT PLAYERS



DAVID SHARPE
6'6" // 346
FLORIDA
JACKSONVILLE, FLA.

74
T

EXPERIENCE (YEARS)		BIRTHDATE	ACQUIRED
<i>NFL</i>	<i>PANTHERS</i>	10.21.95	FA-23
5	1		

DAVID SHARPE'S NFL REGULAR SEASON STATISTICS

DATE	TEAM	GP	GS
2017	Raiders	5	2
2018	Raiders	8	0
2018	Texans	2	0
2018	TOTAL	10	0
2019	Raiders	9	2
2020	Football Team	10	2
2021	Ravens	4	0
2022	Ravens	0	0
2023	Ravens	0	0
NFL TOTALS		38	6

CURRENT PLAYERS



LAVISKA SHENAULT JR.
6'1" // 220
COLORADO
DESOTO, TEXAS

5

WR

EXPERIENCE (YEARS)

NFL	PANTHERS	
4	2	

BIRTHDATE

10.5.98

ACQUIRED

TR-22 JAX

LAVISKA SHENAULT JR.'S NFL REGULAR SEASON RUSHING/RECEIVING STATISTICS

DATE	TEAM	RECEIVING							RUSHING				
		GP	GS	NO.	YDS.	AVG.	LG	TD	NO.	YDS.	AVG.	LG	TD
2020	Jaguars	14	12	58	600	10.3	36	5	18	91	5.1	17	0
2021	Jaguars	16	10	63	619	9.8	58	0	11	41	3.7	11	0
2022	Panthers	13	5	27	272	10.1	67t	1	9	65	7.2	41t	1
2023	Panthers	1	0	2	16	8.0	14	0	2	5	2.5	5	0
NFL TOTALS		44	27	150	1,507	10.0	67T	6	40	202	5.1	41T	1


LAVISKA SHENAULT JR.'S NFL REGULAR SEASON RETURN STATISTICS

DATE	TEAM	KICKOFF RETURNS					PUNT RETURNS					
		RET.	YDS.	AVG.	LG	TD	NO.	FC	YDS.	AVG.	LG	TD
2020	Jaguars	0	0	0.0	0	0	0	0	0	0.0	0	0
2021	Jaguars	0	0	0.0	0	0	0	0	0	0.0	0	0
2022	Panthers	3	82	27.3	36	0	0	0	0	0.0	0	0
2023	Panthers	0	0	0.0	0	0	0	0	0	0.0	0	0
NFL TOTALS		3	82	27.3	36	0	0	0	0	0.0	0	0

2023 GAME-BY-GAME REGULAR-SEASON STATISTICS (PANTHERS)

DATE	OPPONENT	P/S	RECEIVING					RUSHING						
			NO.	YDS.	AVG.	LG	TD	NO.	YDS.	AVG.	LG	TD	W/L	SCORE
09/10	at Falcons	P	2	16	8.0	14	0	2	5	2.5	5	0	L	10-24
2023 TOTALS		1-0	2	16	8.0	14	0	2	5	2.5	5	0	0-1	

CURRENT PLAYERS



IHMIR

SMITH-MARSETTE

6'1" // 185

IOWA
NEWARK, N.J.

11

WR

EXPERIENCE (YEARS)			BIRTHDATE	ACQUIRED
NFL	PANTHERS		8.29.99	TR-23 KC
3	1			

IHMIR SMITH-MARSETTE'S NFL REGULAR SEASON RUSHING/RECEIVING STATISTICS

DATE	TEAM	GP	GS	RECEIVING					RUSHING				
				NO.	YDS.	AVG.	LG	TD	NO.	YDS.	AVG.	LG	TD
2021	Vikings	8	1	5	116	23.2	44t	2	0	0	0.0	0	0
2022	Bears	6	0	1	15	15.0	15	0	1	-1	-1.0	-1	0
2022	Chiefs	2	0	0	0	0.0	0	0	0	0	0.0	0	0
2022	TOTAL	8	0	1	15	15.0	15	0	1	-1	-1.0	0	0
2023	Chiefs	0	0	0	0	0.0	0	0	0	0	0.0	0	0
NFL TOTALS		16	1	6	131	21.8	44T	2	1	-1	-1.0	0	0

IHMIR SMITH-MARSETTE'S NFL REGULAR SEASON RETURN STATISTICS

DATE	TEAM	RET.	KICKOFF RETURNS					PUNT RETURNS				
			YDS.	AVG.	LG	TD	NO.	FC	YDS.	AVG.	LG	TD
2021	Vikings	4	83	20.8	24	0	0	0	0	0.0	0	0
2022	Bears	1	17	17.0	17	0	0	0	0	0.0	0	0
2022	Chiefs	0	0	0.0	0	0	0	0	0	0.0	0	0
2022	TOTAL	1	17	17.0	17	0	0	0	0	0.0	0	0
2023	Chiefs	0	0	0.0	0	0	0	0	0	0.0	0	0
NFL TOTALS		5	100	20.0	24	0	0	0	0	0.0	0	0

100-YARD RECEIVING GAMES (1): REGULAR SEASON

DATE	TEAM	NO.	YDS.	AVG.	LG	TD
01/09/22	BEARS	3	103	34.3	44t	1

2023 GAME-BY-GAME REGULAR-SEASON STATISTICS (CHIEFS)

DATE	OPPONENT	P/S	RECEIVING					RUSHING					W/L	SCORE	
			NO.	YDS.	AVG.	LG	TD	NO.	YDS.	AVG.	LG	TD			
09/07	Lions		DID NOT PLAY										L	20-21	
2023 TOTALS		0-0	0	0	0.0	0	0	0	0	0.0	0	0	0	0-1	

CURRENT PLAYERS



STEPHEN SULLIVAN

6'5" // 245

LOUISIANA STATE
DONALDSONVILLE, LA.

84

TE

EXPERIENCE (YEARS)		BIRTHDATE	ACQUIRED
<i>NFL</i>	<i>PANTHERS</i>	11.28.96	FA-20
2	3		

STEPHEN SULLIVAN'S NFL REGULAR SEASON RUSHING/RECEIVING STATISTICS

DATE	TEAM	GP	GS	RECEIVING					RUSHING				
				NO.	YDS.	AVG.	LG	TD	NO.	YDS.	AVG.	LG	TD
2020	Seahawks	1	0	0	0	0.0	0	0	0	0	0.0	0	0
2021	Panthers	3	0	0	0	0.0	0	0	0	0.0	0	0	0
2022	Panthers	14	0	2	46	23.0	33	0	0	0	0.0	0	0
2023	Panthers	0	0	0	0	0.0	0	0	0	0	0.0	0	0
NFL TOTALS		18	0	2	46	23.0	33	0	0	0	0.0	0	0

2023 GAME-BY-GAME REGULAR-SEASON STATISTICS (PANTHERS)

DATE	OPPONENT	P/S	RECEIVING					RUSHING					W/L	SCORE	
			NO.	YDS.	AVG.	LG	TD	NO.	YDS.	AVG.	LG	TD			
09/10	at Falcons		INJURED RESERVE											L	10-24
2023 TOTALS		0-0	0	0	0.0	0	0	0	0	0.0	0	0	0	0-1	

2023 GAME-BY-GAME REGULAR-SEASON STATISTICS (PANTHERS)

DATE	OPPONENT	P/S	TACKLES					INTERCEPTIONS					O. FUMB			ST			MISC			W/L	SCORE				
			TK	S	A	SK	YDS	TFL	YDS	QBH	NO	YDS	LG	TD	PD	FF	FR	TD	YDS	TK	S			A	FF	FR	S
09/10	at Falcons		INJURED RESERVE																							L	10-24
2023 TOTALS			0	0	0.0	0.0	0	0	0	0	0	0	0	0	0	0	0	0	0	0	0	0	0	0	0	0	0-1

STEPHEN SULLIVAN'S NFL REGULAR SEASON PASSING STATISTICS

DATE	TEAM	GP	GS	ATT.	CMP.	PCT.	YDS	AVG.	TD	INT.	LG	SK	LST	RATE
2020	Seahawks	1	0	0	0	0.0	0	0.0	0	0	0	0	0	0.0
2021	Panthers	3	0	0	0	0.0	0	0.0	0	0	0	0	0	0.0
2022	Panthers	14	0	0	0	0.0	0	0.0	0	0	0	0	0	0.0
2023	Panthers	0	0	0	0	0.0	0	0.0	0	0	0	0	0	0.0
TOTALS		18	0	0	0	0.0	0	0.0	0	0	0	0	0	0.0

STEPHEN SULLIVAN'S NFL REGULAR SEASON RUSHING STATISTICS

DATE	TEAM	NO.	YDS.	AVG.	LG	TD
2020	Seahawks	0	0	0.0	0	0
2021	Panthers	0	0	0.0	0	0
2022	Panthers	0	0	0.0	0	0
2023	Panthers	0	0	0.0	0	0
TOTALS		0	0	0.0	0	0

STEPHEN SULLIVAN'S NFL REGULAR SEASON PASSING/RUSHING STATISTICS

DATE	TEAM	GP	GS	PASSING											RUSHING				
				ATT.	CMP.	PCT.	YDS	AVG.	TD	INT.	LG	SK	LST	RATE	NO.	YDS.	AVG.	LG	TD
2020	Seahawks	1	0	0	0	0.0	0	0.0	0	0	0	0	0	0.0	0	0	0.0	0	0
2021	Panthers	3	0	0	0	0.0	0	0.0	0	0	0	0	0	0.0	0	0	0.0	0	0
2022	Panthers	14	0	0	0	0.0	0	0.0	0	0	0	0	0	0.0	0	0	0.0	0	0
2023	Panthers	0	0	0	0	0.0	0	0.0	0	0	0	0	0	0.0	0	0	0.0	0	0
TOTALS		18	0	0	0	0.0	0	0.0	0	0	0	0	0	0.0	0	0	0.0	0	0

CURRENT PLAYERS

2023 GAME-BY-GAME REGULAR-SEASON STATISTICS (PANTHERS)

DATE	OPPONENT	P/S	PASSING											RUSHING					W/L	SCORE		
			ATT	CMP	YDS	PCT	Y/A	Y/C	TD	INT	LG	SK/YD	RATE	ATT	YDS	LG	TD					
09/10	at Falcons		INJURED RESERVE																		L	10-24
2023 TOTALS		0-0	0	0	0	0.0	0.0	0.0	0	0	0	0	0/0	0.0	0	0	0	0	0-1			

STEPHEN SULLIVAN'S NFL REGULAR SEASON PUNTING STATISTICS

DATE	TEAM	GP	NO.	YDS.	AVG.	OPP. RET.	YDS.	NET		TB	IN20	LG	BK
								YDS.	AVG.				
2020	Seahawks	1	0	0	0.0	0	0	0	0.0	0	0	0	0
2021	Panthers	3	0	0	0.0	0	0	0	0.0	0	0	0	0
2022	Panthers	14	0	0	0.0	0	0	0	0.0	0	0	0	0
2023	Panthers	0	0	0	0.0	0	0	0	0.0	0	0	0	0
NFL TOTALS		18	0	0	0.0	0	0	0	0.0	0	0	0	0

2023 GAME-BY-GAME REGULAR-SEASON STATISTICS (PANTHERS)

DATE	OPPONENT	NO.	YDS.	AVG.	OPP. RET.	YDS.	NET		TB	IN20	LG	BK	W/L	SCORE	
							YDS.	AVG.							
09/10	at Falcons		INJURED RESERVE											L	10-24
2023 TOTALS		0	0	0	0.0	0	0	0	0.0	0	0	0	0-1		

STEPHEN SULLIVAN'S NFL REGULAR SEASON KICKING STATISTICS

DATE	TEAM	GP	FGM	FGA	PCT.	LG	XP	XPA	PCT.	BLK	PTS
2021	Panthers	3	0	0	0.0	0	0	0	0.0	0	0
2022	Panthers	14	0	0	0.0	0	0	0	0.0	0	0
2023	Panthers	0	0	0	0.0	0	0	0	0.0	0	0
NFL TOTALS		18	0	0	0.0	0	0	0	0.0	0	0

2023 GAME-BY-GAME REGULAR-SEASON STATISTICS (PANTHERS)

DATE	OPPONENT	FGM	FGA	PCT	LG	XP	EXTRA POINTS			PTS	W/L	SCORE	
							XPA	PCT	BLK				
09/10	at Falcons		INJURED RESERVE									L	10-24
2023 TOTALS		0	0	0	0.0	0	0	0	0.0	0	0-1		

STEPHEN SULLIVAN'S NFL REGULAR SEASON STATISTICS

DATE	TEAM	GP	GS
2020	Seahawks	1	0
2021	Panthers	3	0
2022	Panthers	14	0
2023	Panthers	0	0
NFL TOTALS		18	0

2023 GAME-BY-GAME REGULAR-SEASON STATISTICS (PANTHERS)

DATE	OPPONENT	P/S	W/L	SCORE
09/10	at Falcons		L	10-24
2023 TOTALS		0-0	0-1	

CURRENT PLAYERS



**ADAM
THIELEN**
6'2" // 200
MINNESOTA STATE
DETROIT LAKES, MN

19
WR

EXPERIENCE (YEARS)

NFL

PANTHERS

10

1

BIRTHDATE

8.22.90

ACQUIRED

FA-23

ADAM THIELEN'S NFL REGULAR SEASON RUSHING/RECEIVING STATISTICS

DATE	TEAM	GP	GS	RECEIVING					RUSHING					
				NO.	YDS.	AVG.	LG	TD	NO.	YDS.	AVG.	LG	TD	
2014	Vikings	16	2	8	137	17.1	44t	1	0	0	0.0	0	0	0
2015	Vikings	16	2	12	144	12.0	30	0	4	89	22.3	41	0	0
2016	Vikings	16	10	69	967	14.0	71t	5	2	15	7.5	11	0	0
2017	Vikings	16	16	91	1,276	14.0	65t	4	1	11	11.0	11	0	0
2018	Vikings	16	16	113	1,373	12.2	68	9	5	30	6.0	15	0	0
2019	Vikings	10	10	30	418	13.9	44	6	4	6	1.5	3	1	1
2020	Vikings	15	15	74	925	12.5	51	14	3	15	5.0	8	0	0
2021	Vikings	13	13	67	726	10.8	35	10	1	2	2.0	2	0	0
2022	Vikings	17	17	70	716	10.2	36	6	1	4	4.0	4	0	0
2023	Panthers	1	1	2	12	6.0	9	0	0	0	0.0	0	0	0
NFL TOTALS		136	102	536	6,694	12.5	71T	55	21	172	8.2	41	1	1


100-YARD RECEIVING GAMES (21): REGULAR SEASON

DATE	TEAM	NO.	YDS.	AVG.	LG	TD
10/09/16	TEXANS	7	127	18.1	36t	1
12/11/16	at Jaguars	4	101	25.3	41	0
12/24/16	at Packers	12	202	16.8	71t	2
09/11/17	SAINTS	9	157	17.4	44	0
11/12/17	at Commanders	8	166	20.8	49	1
11/19/17	RAMS	6	123	20.5	65t	1
12/10/17	at Panthers	6	105	17.5	52t	1
09/09/18	49ERS	6	102	17.0	34	0
09/16/18	at Packers	12	131	10.9	25	1
09/23/18	BILLS	14	105	7.5	19	0
09/27/18	at Rams	8	135	16.9	45t	1
10/07/18	at Eagles	7	116	16.6	68	1
10/14/18	CARDINALS	11	123	11.2	17	1
10/21/18	at Jets	9	110	12.2	34t	1
10/28/18	SAINTS	7	103	14.7	28	1
11/25/18	PACKERS	8	125	15.6	33	1
10/06/19	at Giants	7	130	18.6	44	2
09/13/20	PACKERS	6	110	18.3	37t	2
10/04/20	at Texans	8	114	14.3	39	1
11/22/20	COWBOYS	8	123	15.4	51	2
10/17/21	at Panthers	11	126	11.5	35	1

2023 GAME-BY-GAME REGULAR-SEASON STATISTICS (PANTHERS)

DATE	OPPONENT	P/S	RECEIVING					RUSHING					W/L	SCORE	
			NO.	YDS.	AVG.	LG	TD	NO.	YDS.	AVG.	LG	TD			
09/10	at Falcons	S	2	12	6.0	9	0	0	0	0.0	0	0	0	L	10-24
2023 TOTALS			1-1	2	12	6.0	9	0	0	0	0.0	0	0	0-1	

CURRENT PLAYERS



IAN THOMAS
6'4" // 260
INDIANA
BALTIMORE, MD.

80

TE

EXPERIENCE (YEARS)		BIRTHDATE	ACQUIRED
NFL	PANTHERS	6.6.96	D4A-18
6	6		

IAN THOMAS' NFL REGULAR SEASON RUSHING/RECEIVING STATISTICS

DATE	TEAM	RECEIVING							RUSHING				
		GP	GS	NO.	YDS.	AVG.	LG	TD	NO.	YDS.	AVG.	LG	TD
2018	Panthers	16	6	36	333	9.3	31	2	0	0	0.0	0	0
2019	Panthers	16	3	16	136	8.5	19	1	0	0	0.0	0	0
2020	Panthers	16	8	20	145	7.3	21	1	0	0	0.0	0	0
2021	Panthers	17	13	18	188	10.4	41	0	0	0	0.0	0	0
2022	Panthers	17	17	21	197	9.4	50	0	0	0	0.0	0	0
2023	Panthers	1	0	0	0	0.0	0	0	0	0	0.0	0	0
NFL TOTALS		83	47	111	999	9.0	50	4	0	0	0.0	0	0

2023 GAME-BY-GAME REGULAR-SEASON STATISTICS (PANTHERS)

DATE	OPPONENT	P/S	RECEIVING					RUSHING					W/L	SCORE	
			NO.	YDS.	AVG.	LG	TD	NO.	YDS.	AVG.	LG	TD			
09/10	at Falcons	P	0	0	0.0	0	0	0	0	0.0	0	0	0	L	10-24
2023 TOTALS		1-0	0	0	0.0	0	0	0	0	0.0	0	0	0	0-1	

CURRENT PLAYERS



CALVIN
THROCKMORTON
6'5" // 309
OREGON
BELLEVUE, WASH.

76
OL

EXPERIENCE (YEARS)

NFL	PANTHERS
3	1

BIRTHDATE
8.16.96

ACQUIRED
WV-23 NO

CALVIN THROCKMORTON'S NFL REGULAR SEASON STATISTICS

DATE	TEAM	GP	GS
2020	Saints	0	0
2021	Saints	17	14
2022	Saints	14	6
2023	Panthers	1	0
NFL TOTALS		32	20

2023 GAME-BY-GAME REGULAR-SEASON STATISTICS (PANTHERS)

DATE	OPPONENT	P/S	W/L	SCORE
09/10	at Falcons	P	L	10-24
2023 TOTALS		1-0	0-1	

CURRENT PLAYERS



TOMMY TREMBLE
6'4" // 250
 NOTRE DAME
 PEACHTREE CORNERS, GA.

82
TE

EXPERIENCE (YEARS)

NFL	PANTHERS	BIRTHDATE	ACQUIRED
3	3	6.2.00	D3B-21

TOMMY TREMBLE'S NFL REGULAR SEASON RUSHING/RECEIVING STATISTICS

DATE	TEAM	GP	GS	RECEIVING					RUSHING				
				NO.	YDS.	AVG.	LG	TD	NO.	YDS.	AVG.	LG	TD
2021	Panthers	16	11	20	180	9.0	30	1	3	11	3.7	7t	1
2022	Panthers	17	4	19	174	9.2	29t	3	0	0	0.0	0	0
2023	Panthers	1	0	0	0	0.0	0	0	0	0	0.0	0	0
NFL TOTALS		34	15	39	354	9.1	30	4	3	11	3.7	7T	1


TOMMY TREMBLE'S NFL REGULAR SEASON RETURN STATISTICS

DATE	TEAM	RET.	KICKOFF RETURNS				PUNT RETURNS					
			YDS.	AVG.	LG	TD	NO.	FC	YDS.	AVG.	LG	TD
2021	Panthers	1	21	21.0	21	0	0	0	0	0.0	0	0
2022	Panthers	1	8	8.0	8	0	0	0	0	0.0	0	0
2023	Panthers	0	0	0.0	0	0	0	0	0	0.0	0	0
NFL TOTALS		2	29	14.5	21	0	0	0	0	0.0	0	0

2023 GAME-BY-GAME REGULAR-SEASON STATISTICS (PANTHERS)

DATE	OPPONENT	P/S	RECEIVING					RUSHING					TD	W/L	SCORE
			NO.	YDS.	AVG.	LG	TD	NO.	YDS.	AVG.	LG	TD			
09/10	at Falcons	P	0	0	0.0	0	0	0	0	0.0	0	0	0	L	10-24
2023 TOTALS		1-0	0	0	0.0	0	0	0	0	0.0	0	0	0	0-1	

CURRENT PLAYERS



SHY
TUTTLE
6'3" // 300
TENNESSEE
WELCOME, N.C.

99

DE

EXPERIENCE (YEARS)		BIRTHDATE	ACQUIRED
<i>NFL</i>	<i>PANTHERS</i>	10.20.95	FA-23
5	1		


SHY TUTTLE'S NFL REGULAR SEASON DEFENSIVE STATISTICS

DATE	TEAM	GP	GS	TACKLES							INTERCEPTIONS				O. FUMB				ST				MISC				
				TK	S	A	TFL	YDS	SK	YDS	QBH	NO	YDS	LG	TD	PD	FF	FR	TD	YDS	TK	S	A	FF	FR	S	A
2019	Saints	16	1	18	8	10	3	9	2.0	6.0	3	1	19	19	0	4	0	0	0	0	0	0	0	0	0	0	0
2020	Saints	13	3	28	17	11	2	1	0.0	0.0	1	0	0	0	0	2	0	0	0	0	0	0	0	0	0	0	
2021	Saints	17	15	48	17	31	3	6	0.0	0.0	1	0	0	0	0	3	1	1	0	0	0	0	0	0	0	0	
2022	Saints	17	14	49	26	23	1	1	2.0	5.5	3	0	0	0	0	5	0	0	0	0	0	0	0	0	0	0	
2023	Panthers	1	1	3	0	3	0	0	0.5	0.0	1	0	0	0	0	0	0	0	0	0	0	0	0	0	0	0	
NFL TOTALS		64	34	146	68	78	9	17	4.5	11.5	9	1	19	19	0	14	1	1	0	0	0	0	0	0	0	0	

2023 GAME-BY-GAME REGULAR-SEASON STATISTICS (PANTHERS)

DATE	OPPONENT	P/S	TACKLES							INTERCEPTIONS				O. FUMB				ST				MISC						
			TK	S	A	SK	YDS	TFL	YDS	QBH	NO	YDS	LG	TD	PD	FF	FR	TD	YDS	TK	S	A	FF	FR	S	A	W/L	SCORE
09/10	at Falcons	S	3	0	3	0.5	0.0	0	0	1	0	0	0	0	0	0	0	0	0	0	0	0	0	0	0	0	L	10-24
2023 TOTALS		1-1	3	0	3	0.5	0.0	0	0	1	0	0	0	0	0	0	0	0	0	0	0	0	0	0	0	0	0-1	

CURRENT PLAYERS



**DESHAUN
WILLIAMS**

6'1" // 292

**CLEMSON
CENTRAL, S.C.**

96

DE

EXPERIENCE (YEARS)

NFL

PANTHERS

5

1

BIRTHDATE

12.29.92

ACQUIRED

FA-23

DESHAUN WILLIAMS' NFL REGULAR SEASON DEFENSIVE STATISTICS

DATE	TEAM	GP	GS	TACKLES								INTERCEPTIONS				O. FUMB				ST				MISC					
				TK	S	A	TFL	YDS	SK	YDS	QBH	NO	YDS	LG	TD	PD	FF	FR	TD	YDS	TK	S	A	FF	FR	S	A		
2016	Bengals	4	0	2	1	1	0	0	0.5	1.0	4	0	0	0	0	0	0	0	0	0	0	0	0	0	0	0	0	0	
2017	Bengals	0	0	0	0	0	0	0	0.0	0.0	0	0	0	0	0	0	0	0	0	0	0	0	0	0	0	0	0	0	
2018	Colts	0	0	0	0	0	0	0	0.0	0.0	0	0	0	0	0	0	0	0	0	0	0	0	0	0	0	0	0	0	
2019	Broncos	0	0	0	0	0	0	0	0.0	0.0	0	0	0	0	0	0	0	0	0	0	0	0	0	0	0	0	0	0	0
2020	Broncos	14	11	37	20	17	4	10	2.0	7.0	6	1	1	1	0	3	0	0	0	0	0	0	0	0	0	0	0	0	0
2021	Broncos	15	8	39	17	22	1	3	1.0	3.0	5	0	0	0	0	2	0	0	0	0	0	0	0	0	0	0	0	0	0
2022	Broncos	17	15	37	21	16	4	9	4.5	9.0	8	0	0	0	0	3	0	0	0	0	0	0	0	0	0	0	0	0	0
2023	Panthers	1	0	3	2	1	1	4	0.0	0.0	0	0	0	0	0	0	0	0	0	0	0	0	0	0	0	0	0	0	0
NFL TOTALS		51	34	118	61	57	10	26	8.0	20.0	23	1	1	1	0	8	0	0	0	0	0	0	0	0	0	0	0	0	0

2023 GAME-BY-GAME REGULAR-SEASON STATISTICS (PANTHERS)

DATE	OPPONENT	P/S	TACKLES								INTERCEPTIONS				O. FUMB				ST				MISC					
			TK	S	A	SK	YDS	TFL	YDS	QBH	NO	YDS	LG	TD	PD	FF	FR	TD	YDS	TK	S	A	FF	FR	S	A	W/L	SCORE
09/10	at Falcons	P	3	2	1	0.0	0.0	1	4	0	0	0	0	0	0	0	0	0	0	0	0	0	0	0	0	0	L	10-24
2023 TOTALS		1-0	3	2	1	0.0	0.0	1	4	0	0	0	0	0	0	0	0	0	0	0	0	0	0	0	0	0	0-1	

CURRENT PLAYERS



XAVIER WOODS
5'11" // 200
 LOUISIANA TECH
 WEST MONROE, LA.

25

S

EXPERIENCE (YEARS)		BIRTHDATE	ACQUIRED
NFL	PANTHERS	7.26.95	UFA-22 MIN
7	2		

XAVIER WOODS' NFL REGULAR SEASON DEFENSIVE STATISTICS

DATE	TEAM	GP	GS	TACKLES							INTERCEPTIONS					O. FUMB				ST			MISC				
				TK	S	A	TFL	YDS	SK	YDS	QBH	NO	YDS	LG	TD	PD	FF	FR	TD	YDS	TK	S	A	FF	FR	S	A
2017	Cowboys	16	4	40	31	9	1	2	0.0	0.0	4	1	7	7	0	3	0	0	0	6	2	2	0	0	1	0	0
2018	Cowboys	14	14	56	39	17	0	0	0.0	0.0	0	2	15	15	0	9	1	0	0	0	0	0	0	0	0	0	0
2019	Cowboys	15	15	75	51	24	1	3	0.0	0.0	0	2	38	29	0	5	2	1	0	9	2	1	1	0	0	0	0
2020	Cowboys	15	15	72	48	24	2	0	0.0	0.0	2	0	0	0	0	1	0	0	0	0	0	0	0	0	0	0	0
2021	Vikings	17	17	107	71	36	1	1	1.0	3.0	1	3	54	27	0	10	2	0	0	0	1	1	0	0	0	0	0
2022	Panthers	15	15	86	53	33	0	0	0.0	0.0	1	0	0	0	0	6	0	2	0	30	0	0	0	0	0	0	0
2023	Panthers	1	1	2	1	1	0	0	0.0	0.0	0	0	0	0	0	0	0	0	0	0	0	0	0	0	0	0	0
NFL TOTALS		93	81	438	294	144	5	6	1.0	3.0	8	8	114	29	0	34	5	3	0	45	5	4	1	0	1	0	0

2023 GAME-BY-GAME REGULAR-SEASON STATISTICS (PANTHERS)

DATE	OPPONENT	P/S	TACKLES							INTERCEPTIONS					O. FUMB				ST			MISC						
			TK	S	A	SK	YDS	TFL	YDS	QBH	NO	YDS	LG	TD	PD	FF	FR	TD	YDS	TK	S	A	FF	FR	S	A	W/L	SCORE
09/10	at Falcons	S	2	1	1	0.0	0.0	0	0	0	0	0	0	0	0	0	0	0	0	0	0	0	0	0	0	0	L	10-24
2023 TOTALS		1-1	2	1	1	0.0	0.0	0	0	0	0	0	0	0	0	0	0	0	0	0	0	0	0	0	0	0-1		

CURRENT PLAYERS



DEREK WRIGHT
6'1" // 195
UTAH STATE
STERLING, UTAH

83
WR

EXPERIENCE (YEARS)		BIRTHDATE	ACQUIRED
NFL	PANTHERS	8.13.98	FA-22
1	1		


DEREK WRIGHT'S NFL REGULAR SEASON RUSHING/RECEIVING STATISTICS

DATE	TEAM	GP	GS	RECEIVING					RUSHING				
				NO.	YDS.	AVG.	LG	TD	NO.	YDS.	AVG.	LG	TD
2022	Panthers	0	0	0	0	0.0	0	0	0	0	0.0	0	0
2023	Panthers	0	0	0	0	0.0	0	0	0	0	0.0	0	0
NFL TOTALS		0	0	0	0	0.0	0	0	0	0	0.0	0	0

2023 GAME-BY-GAME REGULAR-SEASON STATISTICS (PANTHERS)

DATE	OPPONENT	P/S	RECEIVING					RUSHING					W/L	SCORE	
			NO.	YDS.	AVG.	LG	TD	NO.	YDS.	AVG.	LG	TD			
09/10	at Falcons		PRACTICE SQUAD										L	10-24	
2023 TOTALS		0-0	0	0	0.0	0	0	0	0	0.0	0	0	0	0-1	

CURRENT PLAYERS



BRUCE YOUNG
5'10" // 204
ALABAMA
PASADENA, CALIF.

9
QB

EXPERIENCE (YEARS)

NFL	PANTHERS	BIRTHDATE	ACQUIRED
R	R	7.25.01	D1-23

BRUCE YOUNG'S NFL REGULAR SEASON PASSING STATISTICS

DATE	TEAM	GP	GS	ATT.	CMP.	PCT.	YDS	AVG.	TD	INT.	LG	SK	LST	RATE
2023	Panthers	1	1	38	20	52.6	146	3.8	1	2	14	2	19	48.8
TOTALS		1	1	38	20	52.6	146	3.8	1	2	14	2	19	48.8

BRUCE YOUNG'S NFL REGULAR SEASON RUSHING STATISTICS

DATE	TEAM	NO.	YDS.	AVG.	LG	TD
2023	Panthers	3	17	5.7	16	0
TOTALS		3	17	5.7	16	0

BRUCE YOUNG'S NFL REGULAR SEASON PASSING/RUSHING STATISTICS

DATE	TEAM	GP	GS	PASSING											RUSHING				
				ATT.	CMP.	PCT.	YDS	AVG.	TD	INT.	LG	SK	LST	RATE	NO.	YDS.	AVG.	LG	TD
2023	Panthers	1	1	38	20	52.6	146	3.8	1	2	14	2	19	48.8	3	17	5.7	16	0
TOTALS		1	1	38	20	52.6	146	3.8	1	2	14	2	19	48.8	3	17	5.7	16	0

2023 GAME-BY-GAME REGULAR-SEASON STATISTICS (PANTHERS)

DATE	OPPONENT	P/S	PASSING											RUSHING					SCORE
			ATT	CMP	YDS	PCT	Y/A	Y/C	TD	INT	LG	SK/YD	RATE	ATT	YDS	LG	TD	W/L	
09/10	at Falcons	S	38	20	146	52.6	3.8	7.3	1	2	14	2/19	48.8	3	17	16	0	L	10-24
2023 TOTALS		1-1	38	20	146	52.6	3.8	7.3	1	2	14	2/19	48.8	3	17	16	0	0-1	

CURRENT PLAYERS



CHANDLER ZAVALA
6'5" // 325
NORTH CAROLINA STATE
BOYNTON BEACH, FLA

62
G

EXPERIENCE (YEARS)
NFL: **R** PANTHERS: **R**

BIRTHDATE: **4.2.99**

ACQUIRED: **D4-23**

CHANDLER ZAVALA'S NFL REGULAR SEASON STATISTICS

DATE	TEAM	GP	GS
2023	Panthers	1	1
NFL TOTALS		1	1

2023 GAME-BY-GAME REGULAR-SEASON STATISTICS (PANTHERS)

DATE	OPPONENT	P/S	W/L	SCORE
09/10	at Falcons	S	L	10-24
2023 TOTALS		1-1	0-1	