



**Los Angeles Rams vs. New Orleans Saints**  
**Thurs., Dec. 21, 2023**  
**5:15 p.m. PT**  
**SoFi Stadium**  
**Inglewood, California**





# RAMS HOST SAINTS FOR THE FIRST TIME SINCE 2019



## 2023 Los Angeles Rams Schedule

### Preseason

Aug. 12	Los Angeles Chargers	6:00 p.m.	L, 34-17
Aug. 19	Las Vegas Raiders	6:00 p.m.	L, 34-17
Aug. 26	at Denver Broncos	6:00 p.m.	L, 41-0

### Regular Season

Sept. 10	at Seattle Seahawks	1:25 p.m.	W, 30-13
Sept. 17	San Francisco 49ers	1:05 p.m.	L, 30-23
Sept. 25	at Cincinnati Bengals	5:15 p.m. (MNF)	L, 19-16
Oct. 1	at Indianapolis Colts	10:00 a.m.	W, 29-23
Oct. 8	Philadelphia Eagles	1:05 p.m.	L, 23-14
Oct. 15	Arizona Cardinals	1:25 p.m.	W, 26-9
Oct. 22	Pittsburgh Steelers	1:05 p.m.	L, 24-17
Oct. 29	at Dallas Cowboys	10:00 a.m.	L, 43-20
Nov. 5	at Green Bay Packers	10:00 a.m.	L, 20-3
Week 10	BYE WEEK		
Nov. 19	Seattle Seahawks	1:25 p.m.	W, 17-16
Nov. 26	at Arizona Cardinals	1:05 p.m.	W, 37-14
Dec. 3	Cleveland Browns	1:25 p.m.	W, 16-19
Dec. 10	at Baltimore Ravens	10:00 a.m.	L, 37-31
Dec. 17	Washington Commanders	1:05 p.m.	W, 28-20
Dec. 21	New Orleans Saints	5:15 p.m. (TNF)	PRIME
Dec. 31	at New York Giants	10:00 a.m.	FOX
Jan. 7	at San Francisco 49ers	TBD	TBD

For information on tickets, please visit:  
[www.therams.com/tickets](http://www.therams.com/tickets)

## PRIMETIME SPOTLIGHT

Thousand Oaks, Calif. - The Rams are coming off a victory in Week 15 against the Commanders and will look to get a win against the Saints this Thursday. Last week's contest featured big performances from RB Kyren Williams, WR Cooper Kupp, QB Matthew Stafford, DB John Johnson, and LB Ernest Jones.

The Rams will host the Saints for the first home primetime game of the season. This Thursday, the two teams will face off in California for the first time since 2019. The series currently stands at 43-35 in favor of the Rams.

The last time these two teams met, QB Matthew Stafford and RB Kyren Williams recorded 2022 season-highs, Stafford with passer rating of 126.9 and Williams with 36 yards rushing. WR Tutu Atwell recorded a career-long 62-yard reception and recorded the first touchdown of his career. DT Aaron Donald finished the game with four tackles (two solo), two tackles for loss, one quarterback hit, five pressures, and three hurries.

The Rams are currently second in the NFC West with a record of 7-7 and the Saints are second in the NFC South with a record of 7-7.

### Key Matchup Points:

The Rams offense is ranked 15th in yards per game (332.2) and the Saints defense is ranked 10th in opponent yards per game (309.2). The Saints offense is ranked 18th in passer rating (87.6) and the Rams defense is ranked 17th in opponent passer rating (88.3).

### Looking Ahead:

The Rams will travel to New York to face the Giants in Week 17 at 10:00 a.m. PT.

## Rams Communication

Visit the Rams Media Information Portal for weekly releases, media guide, access to the Rams media credential system and other pertinent media information at

[www.therams.com/media](http://www.therams.com/media)

### Meet Our Staff

Artis Twyman  
 Atwyman@Rams.NFL.com

Joanna Hunter  
 Jhunter@Rams.NFL.com

Chase Isaacs  
 Cisaacs@Rams.NFL.com

Tatum Texada  
 Ttexada@Rams.NFL.com

T'yanna James  
 tjames@rams.nfl.com

Follow us on 'X' formerly known as Twitter: @TheLARamsPR

## NFC West Standings

Team	W	L	T	Pct.	PF	PA	Conf.	Div.
San Francisco	11	3	0	0.786	425	234	9-1	5-0
Los Angeles	7	7	0	0.500	327	310	5-4	4-1
Seattle	7	7	0	0.500	300	335	6-5	1-4
Arizona	3	11	0	0.214	259	376	2-7	0-5

## Broadcast Information

### TELEVISION:



### Amazon Prime

Play-By-Play: Al Michaels  
 Color Analysts: Kirk Herbstreit  
 Sideline Reporter: Kaylee Hartung

### RADIO:



### ESPN 710 AM

Play-By-Play: J.B. Long  
 Color Analyst: Maurice Jones-Drew  
 Sideline Reporter: D'Marco Farr

### SPANISH RADIO:



### Tu Liga Radio, 1330 AM

Play-By-Play: Troy Santiago  
 Color Analyst: Ricardo Lopez

### NATIONAL RADIO:



### Westwood Radio

Play-By-Play: Spero Dedos  
 Color Analyst: Mike Golic

# Rams vs. Saints Regular Season Week 16

## Notable Connections



### FORMER RAMS

Assistant Offensive Line Coach Kevin Carberry	2021-2022
Senior Defensive Assistant Peter Giunta	1997-2000
Pass Rush Specialist Brian Young	2000-2003 player

### NFL CONNECTIONS

Defensive Backs Coach Aubrey Pleasant 2021-2022 DBs QB Matthew Stafford 2009-2020		G Tommy Kraemer 2021 DT John Penisini 2020-2021 RB Jamaal Williams 2021-2022 Secondary Coach Marcus Robertson 2017-2018
DB Duke Shelley 2019-2021 DA Mike Harris 2019-2021		TE Jimmy Graham 2020-2021 Tight Ends Coach Clancy Barone 2020-2021
WR Demarcus Robinson 2016-2021		G Cameron Erving 2017-2019 DE Tanoh Kpassagnon 2017-2020 S Tyrann Mathieu 2019-2021 DT Khalen Saunders 2019-2022
RB Royce Freeman 2021 Special Teams Coordinator Chase Blackburn 2013-2014 "player"; 2016-2017 STA; 2018-2021 STC		G Cameron Erving 2021-2022 WR Keith Kirkwood 2020-2021 G Trai Turner 2014-2018
Offensive Coordinator Mike LaFleur 2021-2022		S Marcus Maye 2017-2021 DE Kyle Phillips 2019-2021 DT Nathan Shepherd 2018-2022
Tight Ends Coach Nick Caley 2015-2016 OA; 2017-2021 TE/FB; 2022 TE		WR Lynn Bowden 2022
DT Larrell Murchison 2020-2022 Special Teams Coordinator Chase Blackburn 2022 aST		S Ugo Amadi 2022 CB Lonnie Johnson 2022 TE Tommy Hudson 2021 OLB Monty Rice 2021-2022
Defensive Backs Coach Aubrey Pleasant 2022		S Jonathan Abram 2022 CB Shemar Jean-Charles 2021-2022
WR Tyler Johnson 2022 RB Royce Freeman 2021-2022		RB Eno Benjamin 2022 CB Lonnie Johnson 2019-2021 CB Isaac Yiadom 2022
Pass Game Specialist Jake Peetz 2015 Sr. OA; 2016 aQB; 2017 QBs		QB Derek Carr 2014-2022 Secondary Coach Marcus Robertson 2014-2016
DB Duke Shelley 2022		LB Ryan Connelly 2020-2022 CB Cameron Dantzer 2020-2022
OL Coleman Shelton 2018-2019		G Max Garcia 2019-2022 Secondary Coach Marcus Robertson 2019-2022
RB Royce Freeman 2018-2020 Secondary Coach Chris Beake 2013 DQC; 2014-2016 aC; 2017 DL; 2018 aDL; 2019-2020 DA; 2021 PGC		G Max Garcia 2015-2018 CB Isaac Yiadom 2018-2019 Tight Ends Coach Clancy Barone 2009-2016 Defensive Coordinator Joe Woods 2015-2018
QB Carson Wentz 2022		G Trai Turner 2022
DB Ahkello Witherspoon 2021-2022 OL Kevin Dotson 2020-2022		G Trai Turner 2021

Secondary Coach Chris Beake 2004-2005 LBs



Head Coach Dennis Allen 2002-2005  
Tight Ends Coach Clancy Barone 2004-2006

DB Ahkello Witherspoon 2017-2020  
Offensive Coordinator Mike LaFleur 2017-2020



Defensive Coordinator Joe Woods 2019

Special Teams Coordinator Chase Blackburn 2005-2012 "player"



Senior Defensive Assistant Peter Giunta 2006-2014

### COLLEGE CONNECTIONS

DB Jordan Fuller 2016-2019		WR Chris Olave 2018-2021 LB Pete Werner 2017-2020 CB Marshon Lattimore 2014-2016
WR Tyler Johnson 2016-2019		DB Jordan Howden 2018-2022
QB Stetson Bennett 2018; 2020-2022 OL Warren McClendon 2019-2022		LB Monty Rice 2017-2020
DB Derion Kendrick 2018-2020 OL Tremayne Anchrum Jr. 2016-2019 TE Davis Allen 2019-2022		DT Bryan Breese 2020-2022
Running Backs Coach Ron Gould 2017-2022		CB Paulson Adebo 2017-2020 Offensive Line Assistant Kevin Carberry 2018-2020
RB Royce Freeman 2014-2017		S Ugo Amadi 2015-2018
OL Logan Bruss 2017-2021 OL Rob Havenstein 2011-2014		LB Zack Baun 2015-2019 CB Faion Hicks 2017-2021 LB Ryan Connelly 2014-2018
RB Kyren Williams 2019-2021 WR Ben Skowronek 2020		DE Isaiah Foskey 2019-2022 G Tommy Kraemer 2016-2020
RB Ronnie Rivers 2017-2021		QB Jake Haener 2019-2022
NT Bobby Brown 2018-2020 Assistant Special Teams Coach Jeremy Springer 2015-2017		C/G Erik McCoy 2015-2018
DB Tre Tomlinson 2019-2022 OLB Ochaun Mathis 2018-2021 OL Steve Avila 2018-2022 OL Joe Noteboom 2013-2017		RB Kendre Miller 2020-2022 LB Ty Summers 2015-2018
NT Kobie Turner 2022		WR A.T. Perry 2018-2022
LB Ernest Jones 2018-2020 OLB Keir Thomas 2016-2020		FB Adam Prentice 2020
OLB Byron Young 2021-2022		CB Alontae Taylor 2018-2021 Wide Receivers Coach Kodi Burns 2021
TE Hunter Long 2017-2020		CB Isaac Yiadom 2014-2017
OL Brian Allen 2014-2017 OL A.J. Arcuri 2016-2021		LB Andrew Dowell 2015-2018

# Rams vs. Saints Regular Season Week 16



## By The Numbers



**0.5**

OLB Byron Young needs 0.5 sacks to pass Kevin Carter (6.0) for second-most by a rookie in franchise history.

**1**

QB Matthew Stafford needs one fourth quarter comeback to tie Drew Brees for fifth-most all-time in NFL history.

**3**

DT Aaron Donald needs three more tackles for loss to pass Julius Peppers (175) for third-most all-time in NFL history.

**47**

RB Kyren Williams needs 47 rush yards to hit the 1,000 yard rushing mark on the season for the first time of his career. He would be the first Rams RB to hit this since Todd Gurley in 2018.



## Rams-Saints Series History



**Record vs. Saints (including postseason)**..... Rams, 43-35  
**Series points**..... Rams - 1,796, Saints - 1,642  
**Last regular season game**..... Saints, 27-20, 11/20/2022  
**Rams largest winning margin**..... 31, 43-12, 11/28/1999  
**Saints largest winning margin**..... 31, 37-6, 10/3/1993  
**Current series streak**..... Rams, two games  
**Rams longest win streak**..... five games, twice  
**Saints longest win streak**..... seven games, 1990-1993  
**Most points, Rams**..... 45, twice  
**Most points, Saints**..... 49, Saints, 49-21, 11/27/2016  
**Most points, both teams**..... 80, Saints, 45-35, 11/4/18  
**Fewest points, Rams**..... 0, Saints, 6-0, 11/9/1986  
**Fewest points, Saints**..... 0, Rams 24-0, 9/22/1974  
**Fewest points, both teams**..... 6, Saints, 6-0, 11/9/1986



## Rams 2023 Season Leaders



Passing	Comp/Att.	Yards	TDs	INTs	Rtg.
Matthew Stafford	278/453	3,320	21	9	90.9
Rushing	Att.	Yards	Avg.	Long	TDs
Kyren Williams	186	953	5.1	56	8
Receptions	Rec.	Yards	Avg.	Long	TDs
Puka Nacua	87	1,163	13.4	70	4
Receiving Yards	Yards	Rec.	Avg.	Long	TDs
Puka Nacua	1,163	87	13.4	70	4
Tackles	Total	Solo	Asst.	TFL	
Ernest Jones IV	125	63	62	11	
Sacks	No.	Yards			
Aaron Donald	6.0	34.5			
Byron Young	6.0	32.0			
Interceptions	No.	Yards	Avg.	Long	TD
Ahkello Witherspoon	3	17	5.6	17	0
Punting	No./Yards	Avg.	Net Avg.	In20	Long
Ethan Evans	54/2,672	49.5	39.7	17	72
Kicking	FGM	FGA	FG Pct.	Long	Points
Lucas Havrisik	12	16	75.0	52	50
Kickoff Returns	Ret.	Yards	Avg.	Long	TDs
Austin Trammell	5	98	19.6	36	0
Punt Returns	Ret/FC	Yards	Avg.	Long	TDs
Austin Trammell	23/14	157	6.8	29	0



## Saints 2023 Season Leaders



Passing	Comp/Att.	Yards	TDs	INTs	Rtg.
Derek Carr	302/448	3,098	16	7	92.5
Rushing	Att.	Yards	Avg.	Long	TDs
Alvin Kamara	161	630	3.9	17	5
Receptions	Rec.	Yards	Avg.	Long	TDs
Chris Olave	72	918	12.8	51	4
Receiving Yards	Yards	Rec.	Avg.	Long	TDs
Chris Olave	918	72	12.8	51	4
Tackles	Total	Solo	Asst.	TFL	
Demario Davis	102	65	37	9	
Sacks	No.	Yards			
Carl Granderson	7.5	52.0			
Interceptions	No.	Yards	Avg.	Long	TD
Paulson Adebo	4	32	8.0	27	0
Punting	No./Yards	Avg.	Net Avg.	In20	Long
Lou Hedley	63/2,702	42.9	39.6	26	62
Kicking	FGM	FGA	FG Pct.	Long	Points
Blake Grupe	25	32	78.1	55	105
Punt Returns	Ret/FC	Yards	Avg.	Long	TDs
Rashid Shaheed	21/22	294	14.7	76	1
Kickoff Returns	Ret.	Yards	Avg.	Long	TDs
Rashid Shaheed	16	343	21.4	28	0



# Milestone Tracker



Matthew Stafford currently ranks 11th all-time in passing yards (55,402). He needs 1,622 passing yards to surpass Eli Manning (57,023) and move to ninth on the all-time passing yards list. Stafford is also 11th all-time in passing TDs (354) and needs 13 more to pass Eli Manning on that list and move in to the top 10. Stafford ranks second in most passing yards per game in NFL history with a minimum of 100 games (271.6). He sits behind Drew Brees (280).



Tyler Higbee needs 82 more receiving yards to pass Harold Jackson (3,591) for 14th-most in franchise history. He needs two touchdown receptions to pass Robert Woods (23) and move to 14th-most in franchise history.



Cooper Kupp needs 37 receptions to pass Henry Ellard and move to third on the team's all-time receptions list. Ellard had 593 catches and Kupp is at 557.



Aaron Donald needs three tackles for loss to pass Julius Peppers for third-most all time in NFL history. Donald (109.0) needs 5.0 sacks to move into the top 25 all-time in sacks and pass Sean Jones (113.0). He needs one forced fumble to pass Derrick Brooks (24) and be tied for 43rd-most all-time.



Puka Nacua (1,163) needs 311 more receiving yards to pass Bill Groman (1,473) for the most receiving yards in a single-season by a rookie in NFL history. He also needs 18 more receptions to pass Jaylen Waddle (104) for most receptions in a season by a rookie in NFL history.



# Coaches' Corner



On January 12, 2017, Los Angeles Rams Owner/Chairman E. Stanley Kroenke named Sean McVay the 23rd full-time head coach in franchise history. McVay became the youngest coach in modern NFL history at 30 years old.

McVay has led the Rams to four playoff berths and two Super Bowl appearances in his first six seasons, winning Super Bowl LVI at SoFi Stadium. McVay has a 60-38 regular season record and is 7-3 in the playoffs. He has also led the Rams to five winning seasons with three NFC West titles. McVay currently remains the youngest head coach in the NFL despite entering his seventh season at the helm.

Last season, McVay helped several Rams players receive notable recognitions for their performances on the field. Defensive Tackle Aaron Donald was voted to his ninth career Pro Bowl and former Defensive Back Jalen Ramsey was voted to his sixth Pro Bowl. Donald was also named to the NFLPA All-Pro team. Additionally, in his lone season with the Rams, former Linebacker Bobby Wagner fell three tackles short of breaking the Rams' single-season tackle record (142).

Before sustaining an injury in Week 11, McVay helped Quarterback Matthew Stafford record the highest completion percentage of his career (68.0%). He also supported former Rams Quarterback Baker Mayfield, who led the Rams on a game-winning drive against the Raiders in Week 14 despite joining the team only two days prior. Mayfield and McVay led the Rams on a 98-yard touchdown drive to win the game. According to Elias Sports Bureau, that was the longest go-ahead touchdown drive to begin in the final two minutes of a game in the last 45 years. Mayfield earned Player of the Week honors following the game.

Running Back Cam Akers eclipsed the 100-yard rushing mark in three consecutive games to close out the regular season and became the first Rams running back to have three consecutive 100+ yard rushing performances in the same season since Todd Gurley in 2015. McVay also helped Tyler Higbee break the single-season franchise record for receptions by a tight end (72) and become the team's all-time leader in touchdowns for tight ends (20).

Under the leadership of McVay last season, the Rams' defense ranked among the best in the NFL. The unit finished first in opponent red zone efficiency (44.4%), second in goal-to-go efficiency (53.3%), and fourth in fewest missed tackles (103). The Rams' defense also finished tied for seventh in interceptions (16), and ninth in defensive total rush EPA (42.97). According to PFF, the defense finished with the sixth-best grade (77.5) and was first against the rush (87.0 grade) and second in tackling (88.0 grade).


In a season that was anything but normal due to the COVID-19 pandemic in 2020, the Rams finished 10-6 and McVay won his third-career postseason contest, this time against a familiar opponent on the road against the Seattle Seahawks in a Wild Card Game before falling to the Green Bay Packers at Lambeau Field in the divisional round.

In McVay's second season guiding the Rams, the 32-year-old leader turned in one of the best seasons in franchise history. The Rams posted a 13-3 record, which tied for the second-best record in franchise history, won a pair of playoff games and advanced to the Rams fourth Super Bowl appearance days after his 33rd birthday, becoming the youngest NFL head coach to ever help his team to a Super Bowl.

The 2018 Los Angeles Rams built on the successful foundation McVay and company laid in their first season in 2017. With the guidance of McVay, the Rams' passing attack finished among the top-10 in passing yards per attempt (8.33, 4th), passing yards per game (295.6, 5th) and touchdowns (32, tied for 8th).

In his first season guiding the Rams, McVay completed one of the greatest offensive turnarounds in NFL history. He helped the Rams move from the 32nd-ranked scoring offense in 2016 to the league's top-scoring team in 2017, marking the first time in league history a team has gone from last to first in scoring. The first-year head coach led the Rams to an 11-5 record and their first NFC West title since the 2003 season, earning the team's first playoff berth since 2004. Following his first season in L.A., McVay was named The Associated Press Coach of the Year, becoming the youngest head coach to ever win the award.

McVay graduated from Miami University (Ohio) where he played wide receiver from 2004-07, earning Miami's Scholar-Athlete Award in 2007. His grandfather, John, served in various roles – including vice president/director of football operations from 1983-94 – for the San Francisco 49ers from 1979-95, overseeing five Super Bowl championship squads and earning induction into the 49ers Hall of Fame in 2013.



Dennis Allen was promoted to head coach after spending the past six and a half seasons as the defensive coordinator of the Saints. During his tenure as an assistant under Sean Payton in New Orleans (2006-10, 2015-21), Allen has been part of staffs that have qualified for the playoffs seven times, captured the NFC South division title six times, reached the NFC Championship game three times and won the Super Bowl XLIV championship.

Now in his 27th year in coaching and 21st in the NFL, Allen has played for, coached with and learned from some of the best coaches in all of football. He was recruited to play at Texas A&M by R.C. Slocum and in the NFL he has honed his skills on the staff of Super Bowl XLIV champion head coach Sean Payton for 12 seasons and also for Super Bowl participants John Fox and Dan Reeves.

Allen served as the head coach of the Oakland Raiders from 2012-14. In his second season, he guided a team that made significant improvement in several areas. Offensively, the Raiders ranked 12th in the NFL in rushing, improving 16 spots and the defense replaced nine starters, yet improved in several categories. Allen coached the first four games of the 2014 season for the Raiders, during which he helped usher in a pair of rookies that went on to enjoy impressive campaigns in quarterback Derek Carr and linebacker Khalil Mack.

In 2011, Allen served as defensive coordinator of the Denver Broncos. He led a defense that helped the Broncos win the AFC West division crown and advance to the AFC Divisional round with an AFC Wild Card game victory.

During Allen's previous five-year tenure in New Orleans, he first served as assistant defensive line coach (2006-07) before being promoted to secondary coach (2008-10). In 2009, Allen tutored a secondary that played a key role in helping the Saints to the club's first Super Bowl victory.

Allen joined the Saints after a four-year stint with the Atlanta Falcons, where he spent his final two years as defensive assistant/quality control with an emphasis on working with the defensive line.

A native of Hurst, Texas, Allen earned four letters for Texas A&M as a safety from 1992-95 and started the final 21 games of his career. A highlight was his fourth-quarter interception that clinched an 18-9 victory over Texas in 1993, sending the Aggies to their third-straight Cotton Bowl.

Allen was signed as an undrafted free agent by the Buffalo Bills and competed in their training camp in 1996. Allen's late father, Grady, played at Texas A&M and was a linebacker for the Falcons from 1968-72.



# Top 2023 Regular Season Performers



## Passing

- Through 12 games of action this season, QB Matthew Stafford has completed 278-of-453 passes for 3,320 yards and 21 touchdowns. He eclipsed 53,000 passing yards in the first quarter of Week 4, making him the 11th player in NFL history to hit this milestone. With a touchdown pass in the third quarter of Week 15 against the Commanders, Stafford (71) passed Vince Ferragamo and moved to eighth-most in franchise history. He finished the game with a passer rating of 118.0, making that his fourth consecutive game with a passer rating over 100. Through Week 15, he ranks 12th in the NFL in passing yards, 13th in completions, 10th in passing touchdowns (21), and is tied for 12th in passing first downs (155).

## Rushing

- Through Week 15, RB Kyren Williams is ranked sixth in the NFL in yards per rush (5.1), fourth in rushing first downs (53), fourth in rushing yards (953), and is tied for ninth in rushing touchdowns (eight) despite missing four games with an injury. Through 10 games, he has 186 carries for 953 yards and eight rushing touchdowns. Additionally, he has 30 receptions for 192 yards and three receiving touchdowns. Williams has led the team in rushing in 10-of-10 games played. In Week 15 against the Commanders, he recorded his fifth 100+ rushing yard game of his career and of the season. RB Royce Freeman has totaled 73 carries for 317 yards and two touchdowns. Through Week 15, the Rams offense is ranked 11th in the NFL in rushing yards (1,698), eighth in yards per rush (4.4), 12th in rushes per touchdown (29.69), and is tied for 14th in rushing first downs (92) and 10th in the NFL in rushing touchdowns (13).

## Receiving

- WR Puka Nacua ranks sixth in the NFL in receiving yards (1,163), seventh in receiving first downs (54), 12th in receptions (87), and is tied for 10th in yards after catch (467) and 14th in the longest reception (70). Through 10 games, WR Cooper Kupp has totaled 49 receptions for 658 receiving yards and four touchdowns. In Week 15 against the Commanders, he recorded a 62-yard reception which was his longest since Week 8 of the 2019 season. He recorded his 32nd 100+ yard receiving game of his career. Kupp has recorded back-to-back 100+ receiving yard games for the second time this season and he has recorded a touchdown in three consecutive games for the first time in a single-season since Week 13-15 of the 2021 season. TE Tyler Higbee has recorded 38 receptions for 403 receiving yards and two touchdowns. With one catch in the first quarter of Week 15, he passed Jack Snow for ninth-most in franchise history. In the second half, Higbee passed Elroy Hirsch (343) and moved to eighth-most in franchise history. With a 23-yard rush in the second quarter of Week 15, WR Demarcus Robinson recorded the first rushing attempt of his career. With a touchdown in the fourth quarter, he recorded his third touchdown of the season. Robinson has recorded a touchdown in three consecutive games. Through Week 15, the Rams offense ranks 13th in the NFL in receiving yards (3,492), 12th in yards after catch (1,618), and 13th in receiving first downs (163).

## Blocking

- Through 14 games, OL Steve Avila leads the Rams offense with the most offensive snaps played (904) and has allowed 2.0 sacks and six quarterback hits. OL Coleman Shelton has played 896 offensive snaps and has allowed 2.0 sacks and eight quarterback hits. OL Rob Havenstein has totaled 652 offensive snaps and has allowed 1.0 sack and two quarterback hits. OL Kevin Dotson through 11 games has allowed 4.0 sacks, eight hurries, and eight quarterback hits. OL Alaric Jackson has only allowed 1.0 sack and seven quarterback hits.

## Defense

- Through 13 games, LB Ernest Jones IV has totaled 125 tackles (63 solo), 3.5 sacks, 25 pressures, three pass breakups, 39 tackles causing unsuccessful plays for the offense, 11 tackles for loss, 20 hurries, and five quarterback hits. Jones has led the team in tackles in 12-of-14 games this season. DT Aaron Donald has recorded 46 tackles (23 solo), 53 hurries, 74 pressures, 6.0 sacks, 13 tackles for loss, and 20 quarterback hits. He ranks third in hurries, sixth in pressures, and is tied for 16th in quarterback hits and 11th in tackles for loss (13). With a solo tackle in Week 15, Donald passed Leonard Little for 11th-most in franchise history. Through 14 games, OLB Byron Young has recorded 55 tackles (37 solo), 42 pressures, two forced fumbles, 6.0 sacks, 17 quarterback hits, 25 hurries, and 29 tackles causing unsuccessful plays for the offense. OLB Michael Hoecht has recorded 63 tackles (36 solo), 31 pressures, 4.5 sacks, one forced fumble, six tackles for loss, 26 tackles causing unsuccessful plays for the offense, nine quarterback hits, one pass breakup, and 23 hurries. NT Kobie Turner has recorded 49 tackles (24 solo), 5.5 sacks, 31 pressures, five tackles for loss, 29 tackles causing unsuccessful plays for the offense, 20 hurries, and 10 quarterback hits. DB John Johnson has totaled 25 tackles (16 solo), three pass breakups, two interceptions, and nine incompletions against as the primary defender. DB Ahkello Witherspoon has recorded 35 tackles (32 solo), two fumble recoveries, three interceptions, 11 pass breakups, two tackles for loss, three touchdowns, 13 passes defended, and 50 incompletions against as the primary defender. With a pass defended in Week 15, OLB Nick Hampton recorded the first of his career.

## Special Teams

- P Ethan Evans recorded a 72-yard punt, which is currently the 10th-longest punt in the NFL this season. He has totaled 54 punts for 2,672 yards and also ranks eighth in the NFL in yards per punt (49.5). K Lucas Havrisik has converted 12-of-16 field goal attempts.





# PFF Grades Through Week 15



## Offense



- **QB Matthew Stafford** has the 11th-best offensive grade (85.2) and the seventh-best passing grade (83.3) for quarterbacks.
- **WR Puka Nacua** has the 15th-best receiving grade (83.4) and is tied for the 13th-best offensive grade (85.0) for wide receivers.
- **WR Cooper Kupp** has the 30th-best offensive grade (75.9) and the 10th-best run blocking grade (68.3) among wide receivers.
- **RB Kyren Williams** has the fourth-best rush grade (90.5) and the 10th-best offensive grade (78.2) for running backs.
- **RB Royce Freeman** has the 27th-best offensive grade (72.5) and the 18th-best rush grade (77.7) for running backs.
- **OL Kevin Dotson** has the 17th-best offensive grade (80.3) and the 12th-best run blocking (83.8) among offensive linemen.
- **OL Rob Havenstein** has the 26th-best offensive grade (77.5) and 13th-best run blocking grade (83.3) among offensive linemen. He has the 13th-best offensive grade and the fourth-best run blocking grade among offensive tackles.



## Defense



- **LB Ernest Jones IV** has the 20th-best defensive grade (76.6), eighth-best run defense grade (84.8) and has the 20th-best tackling grade (75.4) among linebackers. He has the 27th-best defensive grade among all defensive players.
- **DT Aaron Donald** has the 21st-best defensive grade (89.7) and the 12th-best pressure grade (91.0) for all defensive players. He has the third-best defensive grade, the second-best pressure grade, and the 28th-best run defense grade (66.0) for interior defensive linemen.
- **NT Kobie Turner** has the 19th-best defensive grade (76.6), the 18th-best run defense grade (68.1), and the 28th-best pressure grade (73.3) among interior defensive linemen.
- **DB Jordan Fuller** has the 12th-best run defense grade (79.7) among safeties.
- **DB Quentin Lake** has 14th-best run defense grade (79.0) and is tied for the 17th-best tackling grade (78.9) among safeties.
- **DB John Johnson III** has the 27th-best tackling grade (76.3) among safeties.





# Highest-Rated Rookies



## Offense



- **WR Puka Nacua** has the second-best receiving grade (83.4) and is tied for the best offensive grade (85.0) for all rookie skill position players (86.7).
- **OL Steve Avila** has the 16th-best run blocking grade (51.2), the second-best pass blocking grade (65.2), and the ninth-best offensive grade (56.8) among rookie offensive linemen.



## Defense



- **NT Kobie Turner** has the ninth-best defensive grade (76.6), the 16th-best run defense grade (68.1), and the 10th-best pressure grade (74.1) among all rookie defenders.
- **OLB Byron Young** has the 18th-best defensive grade (62.3) and is tied for the 20th-best pressure grade (62.0) for all rookie defenders.



# Fresh Faces



## Players



The Rams welcomed many new faces, including 15 rookies and four veterans to give a fresh look to the 2023 season.

The Rams 2023 draft class featured a balanced approach to strengthen both sides of the ball.

Pos.	Name	College	Height	Weight	Obtained
<b>Free Agents (7):</b>					
WR	Demarcus Robinson	Florida	6-1	203	FA-'23
DB	Ahkello Witherspoon	Colorado	6-2	195	FA-'23
LB	Troy Reeder	Delaware	6-3	245	FA-'23
RB	Royce Freeman	Oregon	6-0	238	FA-'23
K	Lucas Havrisik	Arizona	6-2	190	FA-'23
QB	Carson Wentz	NDSU	6-5	237	FA-'23
LS	Carson Tinker	Alabama	6-0	237	FA-'23

### Trades/Waiver Claims (2):

TE	Hunter Long	Boston College	6-5	253	T(Mia)-'23
OL	Kevin Dotson	Louisiana	6-4	321	T(Pit)-'23

### Rookies (15):

OLB	Byron Young	Tennessee	6-2	250	D7-'23
DB	Tre Tomlinson	TCU	5-9	180	D6-'23
QB	Stetson Bennett	Georgia	5-11	190	D4-'23
WR	Puka Nacua	BYU	6-2	205	D5-'23
RB	Zach Evans	Mississippi	5-11	202	D6-'23
DB	Jason Taylor II	Oklahoma St	6-0	204	D7-'23
OLB	Nick Hampton	Appalachian St	6-3	235	D5-'23
OLB	Ochaun Mathis	Nebraska	6-5	260	D6-'23
P	Ethan Evans	Wingate	6-3	231	D7-'23
LS	Alex Ward	UCF	6-4	240	UDFA-'23
OL	Warren McClendon	Georgia	6-4	300	D5-'23
OL	Steve Avila	TCU	6-3	332	D2-'23
TE	Davis Allen	Clemson	6-6	245	D5-'23
NT	Kobie Turner	Wake Forest	6-2	288	D3-'23
DE	Desjuan Johnson	Toledo	6-3	252	D7-'23



## Youngblood



According to *Spotrac*, the Rams' are the second-youngest team in the NFL with 15 of 53 players being rookies. The average player age is 25.68 years, which is younger than every team except the Green Bay Packers (25.11).



## Coaches



Jimmy Lake  
Assistant Head Coach



Mike LaFleur  
Offensive Coordinator




Joe Coniglio  
Outside Linebackers Coach




Mike Harris  
Defensive Assistant



Aubrey Pleasant  
Defensive Backs/Pass Game Coordinator




Nick Caley  
Tight Ends Coach



Ryan Wendell  
Offensive Line Coach



Ron Gould  
Running Backs Coach



Chase Blackburn  
Special Teams Coordinator





# Sean McVay Notes



## McVay Hits 100



Sean McVay coached his 100th career regular season game (in Week 2). He had a record of 61-39 and the fifth-highest winning percentage amongst active head coaches in their first 100 regular season games.

### NFL Active Head Coach Records In Their First 100 Regular Season Games

Coach	Record	Year
Andy Reid	67-33 (67%)	2005
Sean Payton	66-34 (66%)	2013
Mike McCarthy	65-35 (65%)	2012
John Harbaugh	65-35 (65%)	2014
<b>Sean McVay</b>	<b>61-39 (64%)</b>	<b>2023</b>
Mike Tomlin	63-37 (63%)	2013



## Winning Big



Since **Head Coach Sean McVay** took over prior to the start of the 2017 season, the Rams have won eight regular season games by at least 29 points. L.A. is one of five franchises to record at least six wins of 29 or more points in that timeframe. The Rams big wins have come twice against the Cardinals and once against the 49ers, Seahawks, Giants, Jaguars, Colts and the Broncos.

The Patriots have a league-best 10 big wins. The Rams, Ravens and Bills have eight, and the Saints are right behind with six big wins.

### Big Wins, (by at Least 29 points) 2017-2022 Regular Season

Team	29-Plus Point Wins
1. New England Patriots	10
<b>t-2. Los Angeles Rams</b>	<b>8</b>
t-2. Baltimore Ravens	8
t-2. Buffalo Bills	8
5. New Orleans Saints	6



## Fabulous 50



Head Coach Sean McVay won 70 percent of his first 50 games (35-15 record) as a head coach. McVay's winning percentage was the sixth-best winning percentage all-time among coaches with at least 50 games.

McVay trailed only Guy Chamberlin (58-16-7, 78%), John Madden (103-32-7, 76%), Vince Lombardi (96-34-6, 74%), Ray Flaherty (54-21-3, 72%), and George Allen (116-47-5, 71%). All five coaches ahead of McVay are enshrined in the Pro Football Hall of Fame.

## Coach 'Em Up



Rams Head Coach Sean McVay took over a team that was coming off of a 4-12 season and ranked 32nd in scoring. McVay helped transform it into the No. 1 scoring team in the league and helped secure the franchise's first NFC West title since 2003.



Due to his excellent first season and his instrumental part in revamping the Rams offense, McVay was chosen as the Associated Press Coach of the Year for 2017. He is the fourth head coach in franchise history to achieve this honor.

The last Rams head coach to win the award was Dick Vermeil in 1999. Vermeil helped guide the Rams to a 13-3 record, winning the NFC West and culminating with the franchise's lone Super Bowl victory over the Titans, 23-16, in Super Bowl XXXIV. Chuck Knox was the only other rookie head coach in franchise history to win the award.

McVay became the youngest coach in NFL history to win the Associated Press Coach of the Year award. McVay was 31 years old during the team's final game of the season. Previously, Don Shula (34 years old) was the youngest coach to win the award.

### Youngest Coaches to Win AP Coach of the Year


Coach, Year, Team	Age
<b>1. Sean McVay, 2017, LA</b>	<b>31</b>
2. Don Shula, 1964, Baltimore Colts	34

McVay became the seventh active head coach to win the Associated Press Coach of the Year Award. McVay is 4-1 against the coaches on this list. The Rams defeated Jason Garrett and the Cowboys, 35-30 in Week 4 and they defeated Sean Payton and the Saints, 26-20 in Week 12.

### Active AP Coach of the Year Winners

Coach, Team Won With	Year(s) won AP Award
Kevin Stefanski, Cle	2020
John Harbaugh, Bal	2019
Matt Nagy, Chi	2018
<b>Sean McVay, LA</b>	<b>2017</b>
Jason Garrett, Dal	2016
Ron Rivera, Car	2015 & 2013
Bruce Arians, Ind, Ari	2012 (Ind), 2014 (Ari)
Bill Belichick, NE	2010, 2007 & 2003
Marvin Lewis, Cin	2009
Sean Payton, NO	2006
Andy Reid, Phi	2002

Following his second season with L.A., McVay led the Rams to Super Bowl LIII, becoming the youngest head coach in Super Bowl history (33 years old) to guide his team to a World Championship appearance. He is still the youngest head coach in the NFL.





# Rams Team Notes



## Halted by Hoecht



After making the switch from DL to OLB, **Michael Hoecht** showed promise rushing the passer. From Week 13 of the 2022 season - Week 12 of the 2023 campaign, Hoecht ranked in the top 25 in the NFL in sacks (9.0).

### Sacks from Week 13 2022- Week 12 2023

Player	DSk
1. Myles Garrett	19.0
2. T.J. Watt	17.5
3. Haason Reddick	16.5
4. Josh Allen	16.0
5. Danielle Hunter	15.5
6. Nick Bosa	15.0
t-7. Khalil Mack	14.0
t-7. Kayvon Thibodeaux	14.0
t-9. Leonard Floyd	13.5
t-9. Maxx Crosby	13.5
t-11. Chris Jones	13.0
t-11. Josh Sweat	13.0
t-11. Micah Parsons	13.0
t-14. Trey Hendrickson	12.5
t-14. George Karlaftis	12.5
16. Justin Madubuike	12.0
17. Kyle Van Noy	11.0
t-18. Darrell Taylor	10.0
t-18. Javon Hargrave	10.0
t-18. Dayo Odeyingbo	10.0
t-21. Morgan Fox	9.5
t-21. Brandon Graham	9.5
t-21. Aidan Hutchinson	9.5
t-24. Denico Autry	9.0
<b>t-24. Michael Hoecht</b>	<b>9.0</b>



## Earning it



**LB Ernest Jones IV** has totaled 125 tackles (63 solo), 3.5 sacks, 25 pressures, three pass breakups, 39 tackles causing unsuccessful plays for the offense, 11 tackles for loss, 20 hurries, and five quarterback hits. He has led the team in tackles in 12-of-14 games this season.

With 3.5 sacks on the season, he has recorded a single-season career high. With a sack in Week 15 against the Commanders, Jones has recorded a sack in back-to-back games for the first time in his career.

Despite missing Week 10 due to injury, Jones is ranked ninth in the NFL in tackles (125).

### Defensive Tackle Leaders Through Week 15

Player, Position	Team	DfTkl
1. Zaire Franklin, LB	Indianapolis Colts	149
2. Foyesade Oluokun, LB	Jacksonville Jaguars	148
3. Bobby Wagner, LB	Seattle Seahawks	143
4. Roquan Smith, LB	Baltimore Ravens	142
5. Alex Singleton, LB	Denver Broncos	139
6. Azeez Al-Shaair, LB	Tennessee Titans	137
7. T.J. Edwards, LB	Chicago Bears	135
8. C.J. Mosley, LB	New York Jets	131
<b>9. Ernest Jones, LB</b>	<b>Los Angeles Rams</b>	<b>125</b>
10. Bobby Okereke, LB	New York Giants	122

Jones is tied for 23rd in the NFL in tackles for loss (11).



## Young Rookie, Veteran Moves



Rookie OLB **Byron Young** has made an immediate impact in the first 14 games of his NFL career. He was the first rookie in franchise history to be in the sack column in his first three NFL games. He has recorded 42 pressures, 55 tackles (37 solo), 6.0 sacks, 25 hurries, and 17 quarterback hits on the season.

After his dominate Week 6 performance, Young won the Pepsi Zero Sugar Rookie Of The Week Award. He was also nominated for the award in Week 9 when he recorded a single-game career best of 2.0 sacks.

Through Week 15, he is tied for 29th in the NFL in quarterback hits (17).



## Kobie's Turn



After Week 3, NT **Kobie Turner** was tied for third in sacks (2.0) among rookies (according to PFF).

In Week 12 against the Cardinals, he recorded single-game career-bests in sacks (2.0), pressures (five), hurries (three), quarterback hits (two), and tackles for loss (two). After his career-high performance, Turner was nominated for Pepsi Rookie of The Week.

Through 14 games, Turner has recorded 49 tackles (24 solo), 5.5 sacks, 31 pressures, 29 tackles causing unsuccessful play for the offense, 20 hurries, and 10 quarterback hits.



# Rams Team Notes



## Longest Tenured Rams



There are currently three Rams who have played at least 100 regular season games for the franchise, led by **DT Aaron Donald** with 152 regular season games played and **OL Rob Havenstein** with 127 regular season games played in a Rams uniform. Both players have started in every game they have played in since joining the franchise and were with the team before they relocated back to Los Angeles ahead of the 2016 season.

Pos.	Player	Regular Season GP W/ Rams
DT	Aaron Donald	152
OT	Rob Havenstein	127
TE	Tyler Higbee	123

Donald has only missed four games in his career due to injury, the first in Week 13 against the Seahawks last season.



## G.O.A.(TE)



According to *Pro Football Reference*, TE Tyler Higbee is the franchise leader for tight ends in receptions (344), receiving yards (3,510), and touchdowns (22).

### Rams Tight End Receptions

Player	Receptions
1. Tyler Higbee	344
2. Lance Kendricks	204
3. Pete Holohan	159

### Rams Tight End Receiving Yards

Player	Receiving Yards
1. Tyler Higbee	3,510
2. Lance Kendricks	2,132
3. Jared Cook	1,786

### Rams Tight End Touchdowns

Player	Touchdowns
1. Tyler Higbee	22
2. Damone Johnson	18
3. Lance Kendricks	17

Last season, Higbee had 72 catches for 620 yards and three touchdowns, breaking the Rams single-season franchise record for receptions by a tight end. He broke his own record previously set in 2019 (69).

Additionally, he is in the top ten in franchise history for receptions and receiving yards.

### All-Time Rams Receptions (According to Pro Football Reference)

Player	Receptions
1. Isaac Bruce	942
2. Torry Holt	869
3. Henry Ellard	593
4. Cooper Kupp	529
5. Marshall Faulk	470
6. Steven Jackson	407
7. Tom Fears	400
8. Robert Woods	367
9. Tyler Higbee	344
10. Elroy Hirsch	343
11. Jack Snow	340
12. Red Phillips	333

### All-Time Rams Receiving Yards (According to Pro Football Reference)

Player	Receiving Yards
1. Isaac Bruce	14,109
2. Torry Holt	12,660
3. Henry Ellard	9,761
4. Cooper Kupp	6,595
5. Elroy Hirsch	6,299
6. Jack Snow	6,012
7. Tom Fears	5,397
8. Flipper Anderson	5,246
9. Red Phillips	4,953
10. Robert Woods	4,626
11. Jim Benton	4,566
12. Marshall Faulk	4,071
13. Bob Boyd	3,611
14. Harold Jackson	3,591
15. Tyler Higbee	3,510



## Make Way For D-Rob



With a touchdown in Week 15 against the Commanders, WR Demarcus Robinson has recorded a touchdown in three consecutive games.

With a 23-yard rush in the second quarter of Week 15, he recorded the first rushing attempt of his career.

With three receptions in Week 14, he eclipsed the 200 catch mark for his career.



# Rams Team Notes



## I'm Honored



RB Kyren Williams was nominated for FedEx Ground Player of the Week in Week 6, Week 12, and Week 14.

WR Puka Nacua was nominated for Pepsi Zero Sugar NFL Rookie of the Week in four out of the seven games of the 2023 season. He won in Week 2, Week 4, Week 7, and Week 13.

NT Kobie Turner was nominated for Pepsi Sugar NFL Rookie of the Week after his career-high performance in Week 12.

P Ethan Evans won NFC Special Teams Player of the Week after his performance in Week 11

OLB Byron Young won the Pepsi Zero Sugar NFL Rookie of the Week after his dominating performance in Week 6. He was also nominated in Week 9.

DT Aaron Donald earned NFC Defensive Player of the Week honors after a three-sack performance against the Cardinals during the 2021 season. He also tallied 14 QB pressures and five tackles in the game.

QB Matthew Stafford kicked off the 2021 regular season completing 20-of-26 passes for 321 yards and three touchdowns on *Sunday Night Football* against the Chicago Bears in the first regular season game with fans in attendance at SoFi Stadium.

DL Aaron Donald became the second Rams defender to earn Player of the Week accolades after matching a career-high 4.0 sacks in a Week 5 win at Washington.

Donald brought home the first award of the 2019 season. The reigning two-time Defensive Player of the Year was named the Defensive Player of the Week following a solid outing against the Bears in the Rams win. QB Jared Goff earned the first Offensive Player of the Week honors following the Week 13 win over the Cardinals and P Johnny Hekker brought home Special Teams Player of the Week accolades in Week 17.

Donald received his first Player of the Week accolades in 2018 after establishing a career-high 4.0 sacks against the 49ers in a Week 7 win. Donald earned his first-career Player of the Month accolades for October 2018 and again for December 2018. Donald was named 2018 Week 16 POW for a 3.0-sack performance against the Cardinals.

Player	Award	(Season)
Kyren Williams	FedEx Ground	Week 14 (2023)
Puka Nacua	Pepsi ROW	Week 13 (2023)
Kobie Turner	Pepsi ROW	Week 12 (2023)
Kyren Williams	FedEx Ground	Week 12 (2023)
Ethan Evans	NFC ST POW	Week 11 (2023)
Byron Young	Pepsi ROW	Week 9 (2023)
Puka Nacua	Pepsi ROW	Week 7 (2023)
Byron Young	Pepsi ROW	Week 6 (2023)
Kyren Williams	FedEx Ground	Week 6 (2023)
Puka Nacua	Pepsi ROW	Week 4 (2023)
Puka Nacua	Pepsi ROW	Week 2 (2023)
Puka Nacua	Pepsi ROW	Week 1 (2023)
Aaron Donald	NFC Def POW	Week 4 (2021)
Matthew Stafford	NFC Off POW	Week 1 (2021)
Aaron Donald	NFC Def POW	Week 1 (2015)
Aaron Donald	NFC Def POW	Week 14 (2015)
Aaron Donald	NFC Def POW	Week 4 (2016)
Aaron Donald	NFC Def POW	Week 7 (2018)
Aaron Donald	NFC Def POM	October (2018)
Aaron Donald	NFC Def POW	Week 16 (2018)
Aaron Donald	NFC Def POM	December (2018)
Aaron Donald	NFC Def POW	Week 11 (2019)
Aaron Donald	NFC Def POW	Week 5 (2020)



## Success In The West



Under Head Coach Sean McVay, the Rams are 21-14 in the regular season against NFC West opponents. The Rams finished 6-0 in the NFC West during the 2018 season. The last time an NFC West team accomplished the feat was the Cardinals in 2008. It marked the first time the Rams swept the NFC West since 1999.

The Rams are 10-5 in NFC West road contests since the start of the 2017 season. The most recent road win was against the Arizona Cardinals, 37-14, at State Farm Stadium in Week 12. The Rams' record in the NFC West so far this season is 4-1, sweeping the Seahawks and the Cardinals.

Coach Sean McVay has 13 victories over the Arizona Cardinals since 2017, the most for any coach against an NFC opponent during that span.

The Rams outscored their divisional opponents, 171-112, during the 2017 season, which was a 59-point differential. It was the highest positive point differential in the division for the Rams since 2001, when the Rams outscored their divisional opponents, 274-160, for a 114-point differential. The 2001 Rams played in a five team division and therefore had eight divisional games that season.

### Rams Regular Season NFC West Contests Under Head Coach Sean McVay

Date	Opponent	Score	Differential
09/21/17	at San Francisco	W, 41-39	+2
10/08/17	vs. Seattle	L, 16-10	-6
10/22/17	vs. Arizona	W, 33-0	+33
12/03/17	at Arizona	W, 32-16	+16
12/17/17	at Seattle	W, 42-7	+35
12/31/17	vs. San Francisco	L, 34-13	-21
9/16/18	vs. Arizona	W, 34-0	+34
10/7/18	at Seattle	W, 33-31	+2
10/21/18	at San Francisco	W, 39-10	+29
11/11/18	vs. Seattle	W, 36-31	+5
12/23/18	at Arizona	W, 31-9	+22
12/30/18	vs. San Francisco	W, 48-32	+16
10/3/19	at Seattle	L, 30-29	-1
10/13/19	vs. San Francisco	L, 20-7	-13
12/1/19	at Arizona	W, 34-7	+27
12/8/19	vs. Seattle	W, 28-12	+16
12/21/19	at San Francisco	L, 34-31	-3
12/29/19	vs. Arizona	W, 31-24	+7
10/18/20	at San Francisco	L, 24-16	-8
11/15/20	vs. Seattle	W, 23-16	+7
11/29/20	vs. San Francisco	L, 23-20	-3
12/6/20	at Arizona	W, 38-28	+10
12/27/20	at Seattle	L, 20-9	-11
1/3/21	vs. Arizona	W, 18-7	+11
9/25/22	at Arizona	W, 20-12	+8
10/3/22	at San Francisco	L, 24-9	-15
10/30/22	vs. San Francisco	L, 31-14	-17
11/13/22	vs. Arizona	L, 27-17	-10
12/4/22	vs. Seattle	L, 27-23	-4
1/38/23	at Seattle	L, 19-16	-3
9/10/23	at Seattle	W, 30-13	+17
9/16/23	vs. San Francisco	L, 30-23	-7
10/15/23	vs. Arizona Cardinals	W, 26-9	+17
11/19/23	vs. Seattle Seahawks	W, 17-16	+1
11/26/23	at Arizona	W, 37-14	+23
<b>Total</b>		<b>787-528</b>	<b>+206</b>

Additionally, McVay and the Rams are 3-0 against NFC West opponents in postseason action.

### Rams Postseason NFC West Contests Under Head Coach Sean McVay

Date	Opponent	Score	Differential
1/9/21	at Seattle	W, 30-20	+10
1/17/21	vs. Arizona	W, 34-11	+23
1/30/21	vs. San Francisco	W, 20-17	+3
<b>Total</b>		<b>84-48</b>	<b>+36</b>



# Rams Teams Notes



## Passing Through



Through the first 14 games, the Rams offense is ranked 11th in the NFL in passing yards per game (235.9).

### Passing Yards Per Game Through Week 15

Team	PsYPG
1. Miami Dolphins	274.4
2. San Francisco 49ers	262.6
3. Kansas City Chiefs	255.6
4. Detroit Lions	253.5
5. Houston Texans	253.5
6. Dallas Cowboys	251.6
7. Minnesota Vikings	248.8
8. Buffalo Bills	244.6
9. Jacksonville Jaguars	244.0
10. Los Angeles Chargers	238.0
<b>11. Los Angeles Rams</b>	<b>235.9</b>
12. Washington Commanders	234.9
13. Cincinnati Bengals	234.4
14. New Orleans Saints	231.3
15. Seattle Seahawks	230.4



## First Down Territory



The Rams are ranked 13th in passing and receiving first downs (163).

### Passing and Receiving First Downs Through Week 15

Team	Ps1st
1. Kansas City Chiefs	189
t-2. Dallas Cowboys	185
t-2. Detroit Lions	185
t-2. Miami Dolphins	185
t-5. Houston Texans	180
t-5. Minnesota Vikings	180
7. Cincinnati Bengals	174
8. Los Angeles Chargers	172
9. San Francisco 49ers	169
t-10. Green Bay Packers	168
t-10. Washington Commanders	168
12. Buffalo Bills	166
<b>13. Los Angeles Rams</b>	<b>163</b>
t-14. Jacksonville Jaguars	161
t-14. Seattle Seahawks	161



## Royce Is Rolling



In Week 12, RB Royce Freeman finished the game with 13 carries for 77 yards, a single-game career-high.

Through 11 games of action, he has totaled 73 carries for 317 yards and two touchdowns.

Among running backs with at least 20% of rushing attempts/snaps played, Freeman is 18th in rush grade (77.7) and has the 27th-best offensive grade (72.5) according to PFF.



## Getting The Down



Through Week 15, the Rams offense is 10th in third down conversion percentage (41.9%).

### Third Down Conversion Percentage (Through Week 15)

Team	3rdCv%
1. Buffalo Bills	49.2%
2. Dallas Cowboys	48.5%
3. Philadelphia Eagles	48.4%
4. San Francisco 49ers	47.9%
5. Kansas City Chiefs	46.6%
6. Green Bay Packers	43.8%
7. Detroit Lions	43.2%
8. Baltimore Ravens	42.6%
9. Miami Dolphins	42.1%
<b>10. Los Angeles Rams</b>	<b>41.9%</b>
11. Tampa Bay Buccaneers	41.5%
12. Chicago Bears	41.3%
13. Atlanta Falcons	41.0%
14. Los Angeles Chargers	40.4%
15. Minnesota Vikings	40.3%



## Protecting Our House



The Rams have won three consecutive home games. The last time the Rams won three in a row in the regular season at home was in 2021.



# Rams Offensive Notes



## The Longest Yard



The Rams offense has been amongst the most productive in the league since McVay became Head Coach prior to the 2017 season. From 2017-2023, LA averaged 362.9 scrimmage yards per regular season game in that span. The Rams are one of only 10 teams to average at least 360 scrimmage yards since the 2017 season.

### 2017-2023 Regular Season Scrimmage Yard Per Game Leaders

Team	Scrim. Yards	Avg. Yards/Game
1. Kansas City Chiefs	45,567	395.5
2. Tampa Bay Buccaneers	43,574	376.6
3. San Francisco 49ers	43,382	371.6
4. Dallas Cowboys	43,373	373.0
5. Los Angeles Chargers	42,890	369.6
6. Philadelphia Eagles	42,281	362.0
<b>7. Los Angeles Rams</b>	<b>42,239</b>	<b>362.9</b>
8. Minnesota Vikings	42,039	360.4
9. Baltimore Ravens	41,980	363.0
10. New Orleans Saints	41,240	355.9



## Converting When It Matters



With the rise of the age of analytics, teams are going for it on fourth down on a more frequent basis, increasing the value of conversions greatly. Through Week 15 of the 2023 season, the Rams are eighth in the NFL in fourth down conversion percentage (60.0%).

### 2023 Fourth Down Conversion Percentage Through Week 15

Team	4thCV%
1. Philadelphia Eagles	72.7%
2. Tampa Bay Buccaneers	66.7%
3. Minnesota Vikings	65.2%
4. Denver Broncos	64.3%
t-5. San Francisco 49ers	62.5%
t-5. New York Jets	62.5%
7. Buffalo Bills	61.5%
<b>8. Los Angeles Rams</b>	<b>60.0%</b>



## Rush Hour



Through Week 15, the Rams offense is tied for 10th in rushing touchdowns (13).

### Rushing Touchdowns Through Week 15

Team	RshTD
1. Miami Dolphins	26
t-2. Baltimore Ravens	23
t-2. San Francisco 49ers	23
4. Detroit Lions	21
5. Philadelphia Eagles	20
6. Buffalo Bills	18
7. Indianapolis Colts	16
t-8. Arizona Cardinals	15
t-8. Jacksonville Jaguars	15
<b>t-10. Los Angeles Rams</b>	<b>13</b>
t-10. Tennessee Titans	13
t-10. Dallas Cowboys	13

Through Week 15, the Rams offense is ranked eighth in yards per rush (4.4)

### Yards Per Rush Through Week 15

Team	Yd/Rsh
1. Miami Dolphins	5.1
2. Baltimore Ravens	5.0
3. Arizona Cardinals	4.9
4. Detroit Lions	4.8
5. San Francisco 49ers	4.7
6. Buffalo Bills	4.5
7. Washington Commanders	4.5
<b>8. Los Angeles Rams</b>	<b>4.4</b>
9. Chicago Bears	4.3
10. Green Bay Packers	4.2

Through Week 15, the Rams offense is ranked 11th in rushing yards (1,698).

### Rushing Yards Through Week 15

Team	RshYds
1. Baltimore Ravens	2,293
2. Detroit Lions	1,973
3. San Francisco 49ers	1,959
4. Miami Dolphins	1,955
5. Chicago Bears	1,882
6. Buffalo Bills	1,852
7. Arizona Cardinals	1,845
8. Philadelphia Eagles	1,796
9. Atlanta Falcons	1,770
10. Cleveland Browns	1,732
<b>11. Los Angeles Rams</b>	<b>1,698</b>
12. Dallas Cowboys	1,631
13. Indianapolis Colts	1,606
14. Denver Broncos	1,578
15. New York Giants	1,554



## Age Is Just A Number



In Week 1, **WR Puka Nacua** and **WR Tutu Atwell** became the first Rams duo aged 23 or younger with 100+ receiving yards each since 1958. The last time the Rams had two WRs with over 100 yards in a season-opener was 2003.







# Offensive Line Notes



## Hold The Line



The Los Angeles Rams offensive line did not allow a single sack in Week 1 versus the Seattle Seahawks, Week 12 against the Cardinals, and Week 13 against the Browns. Additionally, 1.0 sack was allowed in Week 2 versus the San Francisco 49ers.

The offensive line has propeled the run game significantly through 14 games. The Rams offense has rushed for a total of 1,698 yards with 13 rushing touchdowns.

In Week 12, the Rams offense finished with the most rushing yards (228) since Week 7 of the 2002 season.

Through Week 15, the Rams are ranked third in the NFL in QB sack rate (5.2%).

### QB Sack Rate Through Week 15

Team	Sack %
1. Buffalo Bills	3.7%
2. Kansas City Chiefs	3.8%
<b>3. Los Angeles Rams</b>	<b>5.2%</b>
4. Miami Dolphins	5.3%
5. Detroit Lions	5.3%

Through Week 15, the Rams are ranked fifth in QB sacks (27).

### QB Sacks Through Week 15

Team	Sack
1. Buffalo Bills	19
2. Kansas City Chiefs	21
t-3. San Francisco 49ers	26
t-3. Miami Dolphins	26
<b>5. Los Angeles Rams</b>	<b>27</b>
t-6. Green Bay Packers	27
t-6. Detroit Lions	27
8. New Orleans Saints	29
9. Pittsburgh Steelers	31

Through Week 15, the Rams are tied for 14th in pressures allowed (187).



## On The Dot(SON)



Since Week 4, OL Kevin Dotson has made a huge impact for the offensive line. Through Week 15, he has played 690 offensive snaps and allowed 4.0 sacks, eight hurries, and eight hits.

In Week 12 against the Cardinals, the Rams ran a total of 66 offensive plays and Dotson played 63 of them. He did not allow a single sack, pressure, hurry, or quarterback hit throughout the game.

According to *PFF*, he has the fourth-best offensive grade (80.3) and the fifth-best run blocking grade (83.8) among all offensive guards.



## Steve's Show



Among rookie offensive linemen, OL Steve Avila ranks fourth in most offensive snaps (904).

### Most Offensive Snaps Played Through Week 14

Player	Team	OfSnap
1. O'Cyrus Torrence	Buffalo Bills	918
2. Matthew Bergeron	Atlanta Falcons	909
3. Darnell Wright	Chicago Bears	907
<b>4. Steve Avila</b>	<b>Los Angeles Rams</b>	<b>904</b>
5. Anton Harrison	Jacksonville Jaguars	902

Among rookie guards, Avila ranks third in sacks allowed (2.0)

### Sacks Allowed Through Week 14

Player	OfSnap	SkAllwd
1. Sidy Sow	78	0.0
2. Colby Sorsdal	237	1.0
<b>3. Steve Avila</b>	<b>904</b>	<b>2.0</b>
4. O'Cyrus Torrence	918	3.0
t-5. Antonio Mafi	343	4.0
t-5. Matthew Bergeron	909	4.0
t-7. Chandler Zavala	356	6.0
t-7. Cody Mauch	860	6.0



## Keeping Stafford Clean



Among tackles who have played over 500 offensive snaps, OL Rob Havenstein and OL Alaric Jackson are tied for first in sacks allowed (1.0)

### Sacks Allowed Through Week 14

Player	OfSnap	SkAllwd
t-1. Dion Dawkins	884	1.0
<b>t-1. Rob Havenstein</b>	<b>652</b>	<b>1.0</b>
t-1. Taylor Morton	928	1.0
<b>t-1. Alaric Jackson</b>	<b>794</b>	<b>1.0</b>
t-1. Penei Sewell	935	1.0



# Kyren Williams Notes



## Ky(RUN) Williams



**RB Kyren Williams** became the first-ever Rams player with multiple touchdowns in the first two games of a season. In Week 6, Williams rushed for 100+ yards for the second time in three weeks and the second time of his career. He became the first Rams' running back to rush for 150+ yards since Cam Akers in Week 14 of 2020 against the Patriots. In Week 6 against the Cardinals, of his 158 rushing yards, 154 yards were in the second half, becoming the first Rams player since Marshall Faulk in 2001 to have at least 150 rushing yards in a half, according to *ESPN Stats and Information*. After his career day in Week 6, Williams was nominated for the FedEx Ground Player of the Week. His 158 rushing yards is the fifth-most of any player this season.

With 198 total yards, he recorded a single-game career-best in Week 12 against the Cardinals. Additionally, with a 56-yard run in the third quarter Williams recorded the longest rush of his career. This was the third 100+ rushing yard performance of his career. He became the first player with 125+ rushing yards, 50+ receiving yards, and two receiving touchdowns in a game since Week 1 of the 2017 season.

Williams is the first Rams player with 200 scrimmage yards and two touchdowns in a game since Todd Gurley in 2018, according to *ESPN Stats & Information Research*. He also is just the fourth player in Rams history with 100+ rushing yards and two receiving touchdowns in a game, joining Todd Gurley (2017), Cleveland Gary (1992), and Eric Dickerson (1983).

In Week 13 against the Browns, he recorded his fifth 100+ scrimmage yard game of the season. He has recorded 100+ total yards of offense in the last three games.

In Week 14 versus the Ravens, he recorded his fourth 100+ rushing yard game of his career. He was nominated for FedEx Air and Ground Player of the Week.

In Week 15 against the Commanders, Williams recorded his fifth 100+ yard rushing game of his career and of the season, one shy of Todd Gurley who had six 100+ yard rushing contests in 2018. With a touchdown in the second quarter, he recorded his eighth of the season, the most single-season rushing touchdowns for the Rams since Todd Gurley (12) in 2019. With a 27-yard rush in the first quarter, he recorded 1,000 scrimmage yards. He is the first Rams running back to do so since Todd Gurley (1,064) in 2019.

Over the last four games, Williams has averaged 124.3 yards rushing, running for 497 yards overall and four touchdowns.

In every game that Williams has played this season he has led the team in rushing.



## Sound The Siren For Kyren



In Week 12 against the Cardinals, Williams became the first player in NFL history to play in consecutive games against the same opponent and have 150-plus scrimmage yards in each of them.

He became the first player in NFL history with at least 140 yards rushing, six catches, 60-plus receiving yards and multiple receiving touchdowns in a single-game.



## Ky(RUNNING) Up The Rankings



Despite missing four games due to injury, Williams is ranked in the top 15 in rushing touchdowns (eight), rushing yards (953), yards per rush (5.1), rushing long (56), and rushing first downs (53).

### Rushing Touchdown Leaders Through Week 15

Player, Team	RshTD
1. Raheem Mostert, Mia	18
2. Jalen Hurts, Phi	14
3. Christian McCaffrey, SF	13
t-4. Josh Allen, Buf	11
t-4. Gus Edwards, Bal	11
t-6. David Montgomery, Det	10
t-6. Derrick Henry, Ten	10
8. Travis Etienne, JAX	9
t-9. Joe Mixon, Cin	8
<b>t-9. Kyren Williams, LAR</b>	<b>8</b>

### Rushing Yard Leaders Through Week 15

Player, Team	RnYds
1. Christian McCaffrey, SF	1,292
2. James Cook, Buf	968
3. Raheem Mostert, Mia	966
<b>4. Kyren Williams, LAR</b>	<b>953</b>
5. D'Andre Swift, Phi	896
6. Derrick Henry, Ten	884
7. David Montgomery, Det	855
8. Tony Pollard, Dal	848
9. Travis Etienne, JAX	837
10. Rachaad White, TB	834

### Yards Per Rush Leaders Through Week 15

Player, Team	Yd/Rsh
1. Jahmyr Gibbs, Det	5.7
2. Lamar Jackson, Bal	5.5
3. Jaylen Warren, Pit	5.5
4. Christian McCaffrey, SF	5.3
5. James Cook, Buf	5.1
<b>6. Kyren Williams, LAR</b>	<b>5.1</b>
7. Justin Fields, Chi	5.1
8. James Conner, Ari	5.0
9. Raheem Mostert, Mia	4.9
10. David Montgomery, Det	4.8

### Rushing Long Leaders Through Week 15

Player, Team	RnLg
1. Breece Hall, NYJ	83
2. Devon Achane, Mia	76
3. David Montgomery, Det	75
4. Jaylen Warren, Pit	74
5. Christian McCaffrey, SF	72
6. Jerome Ford, Cle	69
7. Rhamondre Stevenson, NE	64
t-8. Derrick Henry, Ten	63
t-8. Josh Jacobs, LV	63
10. Keaton Mitchell, Bal	60
t-11. Zack Moss, Ind	56
<b>t-11. Kyren Williams, LAR</b>	<b>56</b>

### Rushing First Down Leaders Through Week 15

Player, Team	Rush1D
1. Christian McCaffrey, SF	74
2. Jalen Hurts, Phi	60
3. Raheem Mostert, Mia	56
<b>4. Kyren Williams, LAR</b>	<b>53</b>
5. Derrick Henry, Ten	50
t-6. David Montgomery, Det	48
t-6. Joe Mixon, Cin	48
t-6. Isiah Pacheco, KC	48
t-6. James Cook, Buf	48
t-10. Chuba Hubbard, Car	46
t-10. Travis Etienne, JAX	46
t-12. Lamar Jackson, Bal	45
t-12. Tony Pollard, Dal	45
t-14. Gus Edwards, Bal	42
t-14. Brian Robinson, Was	42
t-14. Bijan Robinson, Atl	42



# 3RD ALL-TIME MOST PASSING YARDS IN FIRST 200 REGULAR SEASON GAMES

1. DREW BREES - 55,349

2. MATT RYAN - 54,349

**3. MATTHEW STAFFORD\* - 52,723**

4. PEYTON MANNING - 52,606

5. AARON RODGERS - 51,894

\* - 193 CAREER GAMES



# Matthew Stafford Notes



## Passing The Test



### 2023 NFL Leaders in Passing Yards (through Week 15)

Player, Team	Passing Yards
1. Tua Tagovailoa, Mia	3,921
2. Brock Purdy, SF	3,795
3. Jared Goff, Det	3,727
4. Patrick Mahomes, KC	3,703
5. Dak Prescott, Dal	3,639
6. C.J. Stroud, Hou	3,631
7. Sam Howell, Was	3,568
8. Josh Allen, Buf	3,541
9. Trevor Lawrence, JAX	3,525
10. Jordan Love, GB	3,368
11. Jalen Hurts, Phi	3,335
<b>12. Matthew Stafford, LAR</b>	<b>3,320</b>
13. Baker Mayfield, TB	3,313
14. Justin Herbert, LAC	3,134
15. Lamar Jackson, Bal	3,105

### 2023 NFL Leaders in Passing First Downs (through Week 15)

Player, Team	Passing First Downs
1. Patrick Mahomes, KC	186
2. Jared Goff, Det	185
3. Tua Tagovailoa, Mia	184
4. Dak Prescott, Dal	180
5. Brock Purdy, SF	168
6. Jordan Love, GB	167
t-7. Josh Allen, Buf	166
t-7. C.J. Stroud, Hou	166
9. Sam Howell, Was	163
10. Jalen Hurts, Phi	159
11. Trevor Lawrence, JAX	156
t-12. Baker Mayfield, TB	155
<b>t-12. Matthew Stafford, LAR</b>	<b>155</b>
14. Justin Herbert, LAC	150
15. Derek Carr, NO	144

### 2023 NFL Leaders in Yards Per Attempt (through Week 15)

Player, Team	Yd/Att
1. Brock Purdy, SF	9.9
2. Tua Tagovailoa, Mia	8.6
3. C.J. Stroud, Hou	8.2
4. Lamar Jackson, Bal	7.7
5. Dak Prescott, Dal	7.5
6. Kirk Cousins, Min	7.5
7. Jared Goff, Det	7.5
<b>8. Matthew Stafford, LAR</b>	<b>7.3</b>
9. Geno Smith, Sea	7.3
10. Jalen Hurts, Phi	7.2

### 2023 NFL Leaders in Passing Touchdowns (through Week 15)

Player, Team	PstD
1. Brock Purdy, SF	29
2. Dak Prescott, Dal	28
t-3. Josh Allen, Buf	26
t-3. Jared Goff, Det	26
t-5. Patrick Mahomes, KC	25
t-5. Jordan Love, GB	25
t-5. Tua Tagovailoa, Mia	25
t-8. Baker Mayfield, TB	24
t-8. Russell Wilson, Den	24
<b>10. Matthew Stafford, LAR</b>	<b>21</b>
t-11. Justin Herbert, LAC	20
t-11. C.J. Stroud, Hou	20



## Passing His Milestones



Through two games, Stafford had 641 passing yards which was the most through Week 2 in his career.



## Stafford Can Sling It



Stafford ranks third all-time for most passing yards in a players first 200 regular season games.

Player	Passing Yards
1. Drew Brees	55,349
2. Matt Ryan	54,349
<b>3. Matthew Stafford</b>	<b>54,342</b>
4. Peyton Manning	52,606
5. Aaron Rodgers	51,894



## In Historic Company



In Week 2 of the 2023 season, **QB Matthew Stafford** passed Peyton Manning for the most passing yards by a player in his first 200 regular season games (52,723 yards in 193 games).

He has accumulated 55,402 regular season passing yards over his illustrious 13-year career, which ranks 11th most all-time. He is one spot ahead of Hall of Famer John Elway (51,475) and sits behind former Giants QB Eli Manning (57,023).

His 354 passing touchdowns ranks 11th all-time and are more than Warren Moon (291), John Elway (300) and other Hall of Famers like Johnny Unitas (290) and Joe Montana (273). He also ranks second among active quarterbacks.

Stafford finished the 2022 regular season with a completion rate above 64% in each of the last eight seasons. In 2021, Stafford finished with a 68.0% completion percentage, which ranked fourth-best in the NFL.

Stafford was the third QB to win a Super Bowl in the first season with team. Trent Dilfer was the first in 2000 and Tom Brady the second in 2020.

Additionally, he ranks second in most passing yards per game in NFL history in a minimum of 100 games (271.6). He sits behind Drew Brees (280) and above Peyton Manning (270.5).



## Fastest To 50K



In his first 200 career regular season and playoff games, **QB Matthew Stafford** accumulated 54,819 passing yards. He was the fastest QB to reach 50,000 passing yards in NFL history. One other active QBs has reached this threshold. Stafford ranks second amongst active QBs in passing yards (according to TruMedia).

### Active QB Passing Yard Leaders

All-time Rank	Player, Teams	Total Games	Passing Yards
9.	Aaron Rodgers, GB, NYJ	253	64,949
<b>12.</b>	<b>Matthew Stafford, Det, LA</b>	<b>211</b>	<b>57,498</b>

**QB Matthew Stafford** passed 50,000 regular season passing yards against the Bills Week 1 of 2022. Stafford was the fourth active QB and 12th all-time to reach this mark. He became the fastest QB to reach 50,000 passing yards in NFL history.

### Active QB Regular Season Passing Yard Leaders

All-time Rank	Player, Teams	Regular Season Games	Yards
9.	Aaron Rodgers, GB, NYJ	231	59,055
<b>11.</b>	<b>Matthew Stafford, Det, LA</b>	<b>204</b>	<b>55,402</b>



## Konnecting With Kupp



Since coming to the Rams, **QB Matthew Stafford** quickly found a reliable target in **WR Cooper Kupp**. This connection grew so strong that Kupp became the fourth player in NFL to win the receiving triple-crown in 2021.

Last season, when quarterback Stafford targeted Kupp, he had a 77.4 percent completion rate, 8.74 yards per attempt (YPA), 45.2% first down rate, 58.1% success rate and a 106.6 passer rating.

Through Week 9 of 2022, and among receivers with at least 75 targets, Stafford and Kupp ranked first in completion percentage, fourth in the NFL in yards per attempt, and fourth in first down rate.

Through Week 7 of 2023, the Stafford to Kupp connection had the highest rating when targeting a receiver since 2021 (121.4).



# Matthew Stafford Notes



## Game-Winning Driver



After completing a game-winning drive in Week 11 against the Seahawks, Matthew Stafford is seventh all-time in game-winning drives (44). He ranks first among active quarterbacks (according to TruMedia).

Player. Team(s)	GWD	Years
1. Tom Brady, NE/TB	58	2000-2022
2. Peyton Manning, Ind/Den	54	1998-2015
t-3. Drew Brees, SD/NO	53	2001-2020
t-3. Ben Roethlisberger, Pit	53	2004-2021
5. Dan Marino, Mia	47	1983-1999
6. Matt Ryan, Atl/Ind	46	2008-2022
<b>7. Matthew Stafford, Det/LAR*</b>	<b>44</b>	<b>2009-2023</b>
8. Brett Favre, Atl/GB/NYJ/Min	43	1991-2010
9. John Elway, Den	40	1983-1998
10. Johnny Unitas, SD/BC	38	1956-1973
11. Eli Manning, NYG	37	2004-2019
12. Russell Wilson, Sea/Den*	36	2012-2023
t-13. Warren Moon, Hou/Min/Sea/KC	35	1984-2000
t-13. Carson Palmer, Cin/Oak/Ari	35	2004-2017
t-13. Philip Rivers, LAC/Ind	35	2004-2000
t-16. Derek Carr, LV/NO*	33	2014-2023
t-16. Fran Tarkenton, Min/NYG	33	1961-1978
t-16. Vinny Testaverde, TB/Cle/Bal/NYJ/Dal/NE/Car	33	1987-2007
t-19. Drew Bledsoe, NE/Buf/Dal	31	1993-2006
t-19. Aaron Rodgers, GB/NYJ*	31	2005-2023

\* indicates active quarterbacks



## Comeback King



Matthew Stafford ranks sixth all-time in fourth quarter comebacks (35). He ranks first among active quarterbacks (according to TruMedia).

Player. Team(s)	4QC	Years
1. Tom Brady, NE/TB	46	2000-2022
2. Peyton Manning, Ind/Den	43	1998-2015
3. Ben Roethlisberger, Pit	41	2004-2021
4. Matt Ryan, Atl/Ind	38	2008-2022
5. Drew Brees, SD/NO	36	2001-2020
<b>6. Matthew Stafford, Det/LAR*</b>	<b>35</b>	<b>2009-2023</b>
7. Johnny Unitas, SD/BC	34	1956-1973
8. Dan Marino, Mia	33	1983-1999
9. John Elway, Den	31	1983-1998
t-10. Philip Rivers, LAC/Ind	29	2004-2020
t-10. Fran Tarkenton, Min/NYG	29	1961-1978
t-10. Vinny Testaverde, TB/Cle/NYJ/Dal/NE/Car	29	1987-2007
t-13. Derek Carr, LV/NO*	28	2014-2023
t-13. Brett Favre, Atl/GB/NYJ/Min	28	1991-2010
t-13. Russell Wilson, Sea/Den*	28	2012-2023
16. Eli Manning, NYG	27	2004-2019
t-17. Joe Montana, SF/KC	26	1979-1994
t-17. Ryan Tannehill, Mia/Ten*	26	2012-2023
t-19. Andy Dalton, Cin/Dal/Chi/NO/Car	25	2011-2023
t-19. Warren Moon, Hou/Min/Sea/KC	25	1984-2000

\* indicates active quarterbacks

### Rams Century Club

WR Cooper Kupp posted his 32nd-career 100-plus yard receiving game in Week 15 against the Washington Commanders with 111 yards on eight catches. He ranks third in franchise history with 100-plus yard receiving games (according to TruMedia).

### Rams Career Regular Season Games with 100+ Receiving Yards

	Player	Total Games
1.	Torry Holt	46
2.	Isaac Bruce	43
3.	<b>Cooper Kupp</b>	<b>32</b>
4.	Henry Ellard	26
5.	Elroy Hirsch	22



### Kupp Climbing the Ranks

With a touchdown in the second quarter of Week 14 against the Ravens, Kupp (49) passed Henry Ellard for fourth-most in franchise history.

### Super Cooper

Kupp has now had 20 games in the past three seasons with at least 100 receiving yards, trailing only Minnesota Vikings Justin Jefferson in that span.



# Cooper Kupp Notes



## REC

## REC YDS

## REC TDS



## Kupp Wins Fourth Receiving Triple Crown in NFL History



Rams WR Cooper Kupp became the fourth player in NFL history to win the receiving Triple Crown by leading the NFL in receptions, receiving yards, and receiving TDs. He led the second place receivers in all three categories by some of the widest margins of any receiving Triple Crown winner. Kupp was 22 catches, 331 receiving yards, and two receiving TDs ahead of second place in each stat. The only other NFL players to have accomplished this feat are Hall of Fame WR Jerry Rice (1990), WR Sterling Sharpe (1992), and WR Steve Smith Sr. (2005), and none of them led any category by a margin as large as Kupp led in each. Kupp has the chance to become the fourth player since 1970 to lead or tie the league in touchdown receptions in back-to-back seasons. Only three receivers in NFL history have ever done that, Jerry Rice, Terrell Owens and Larry Fitzgerald.

### 2021 NFL Leaders in Receptions

Player, Team, (Games)	Receptions
1. Cooper Kupp, LA, (17)	145
2. Davante Adams, GB, (16)	123
3. Tyreek Hill, KC, (17)	111
4. Justin Jefferson, Min, (17)	108

### 2021 NFL Leaders in Receiving Yards

Player, Team, (Games)	Yards
1. Cooper Kupp, LA, (17)	1,947
2. Justin Jefferson, Min, (17)	1,616
3. Davante Adams, GB, (16)	1,553
4. Ja'Marr Chase, Cin, (17)	1,455

### 2021 NFL Leaders in Receiving TDs

Player, Team, (Games)	Receiving TDs
1. Cooper Kupp, LA, (17)	16
2. Mike Evans, TB, (16)	14
3. Ja'Marr Chase, Cin, (17)	13
4. DK Metcalf, Sea, (17)	12



### Jerry Rice's Triple Crown

### Sterling Sharpe's Triple Crown

### Steve Smith Sr.'s Triple Crown

Hall of Fame WR Jerry Rice's 1990 season is considered one of the best receiving seasons of all-time. He was the first-ever receiving triple crown winner in NFL history. He led second place in all three categories by wide margins. Rice was 18 catches, 208 receiving yards, and three receiving TDs ahead of second place in each stat. Rice received one MVP vote for his performance during the 1990 season.

Green Bay Packers WR Sterling Sharpe's 1992 season led him to become the second receiving triple crown winner in NFL history. Sharpe didn't have as large of leads over second place in each stat as Rice did, but he still led by firm margins. Sharpe was 15 catches, 65 receiving yards, and two receiving TDs ahead of second place in each stat. Sharpe received two MVP votes for his performance during the 1992 season.

2022 Hall of Fame candidate WR Steve Smith Sr.'s 2005 season saw him become the third receiving triple crown winner in NFL history. Smith Sr. had the closest margins ahead of second place compared to any other triple crown winner. Smith Sr. was tied for first in catches, led by 80 receiving yards, and was again tied for first in receiving TDs. Smith Sr. received no MVP votes for his performance during the 2005 season.

### 1990 NFL Leaders in Receptions

Player, Team, (Games)	Receptions
1. Jerry Rice, SF, (16)	100
2. Andre Rison, Atl, (16)	82
3. Keith Byars, Phi, (16)	81
4. Henry Ellard, LA, (15)	76

### 1992 NFL Leaders in Receptions

Player, Team, (Games)	Receptions
1. Sterling Sharpe, GB, (16)	108
2. Andre Rison, Atl, (15)	93
3. Haywood Jeffries, Min, (16)	90
4. Jerry Rice, SF, (16)	84

### 2005 NFL Leaders in Receptions

Player, Team, (Games)	Receptions
1t. Steve Smith Sr., Car, (16)	103
1t. Larry Fitzgerald, Ari, (16)	103
3t. Anquan Boldin, Ari, (14)	102
3t. Torry Holt, Stl, (14)	102

### 1990 NFL Leaders in Receiving Yards

Player, Team, (Games)	Yards
1. Jerry Rice, SF, (16)	1,502
2. Henry Ellard, LA, (15)	1,294
3. Andre Rison, Atl, (16)	1,208
4. Gary Clark, Was, (16)	1,112

### 1992 NFL Leaders in Receiving Yards

Player, Team, (Games)	Yards
1. Sterling Sharpe, GB, (16)	1,461
2. Michael Irvin, Dal, (16)	1,396
3. Jerry Rice, SF, (16)	1,201
4. Andre Rison, Atl, (15)	1,119

### 2005 NFL Leaders in Receiving Yards

Player, Team, (Games)	Yards
1. Steve Smith Jr., Car, (16)	1,563
2. Santana Moss, Was, (16)	1,483
3. Chad Johnson, Cin, (16)	1,432
4. Larry Fitzgerald, Ari, (16)	1,409

### 1990 NFL Leaders in Receiving TDs

Player, Team, (Games)	Receiving TDs
1. Jerry Rice, SF, (16)	13
2. Andre Rison, Atl, (16)	10
3t. Calvin Williams, Phi, (16)	9
3t. Ernest Givens, Hou, (16)	9
3t. Eddie Brown, Cin, (14)	9

### 1992 NFL Leaders in Receiving TDs

Player, Team, (Games)	Receiving TDs
1. Sterling Sharpe, GB, (16)	13
2. Andre Rison, Atl, (15)	11
3t. Jerry Rice, SF, (16)	10
3t. Michael Haynes, Atl, (14)	10
3t. Ernest Givens, Hou, (16)	10

### 2005 NFL Leaders in Receiving TDs

Player, Team, (Games)	Receiving TDs
1t. Steve Smith Sr., Car, (16)	12
1t. Marvin Harrison, Ind, (15)	12
3t. Hines Ward, Pit, (15)	11
3t. Chris Chambers, Mia, (16)	11



# Puka Nacua Notes



## Puka Nation



Through the first two games of the season, Nacua broke many NFL and franchise records.

He broke the NFL's single-game record for receptions by a rookie and set an overall league mark with 25 catches in the the first two games of his career.

### Most Receptions in NFL History in First Two Games

1. Puka Nacua 25
2. Earl Cooper 19
3. Anquan Boldin 18
4. Keke Coutee 17

Nacua is the first rookie in NFL history with at least 10 receptions and 100 receiving yards in each of his first two career games.

He is the fourth player in NFL history with at least 10 receptions and 100 receiving yards in each of his team's first two games of a season.

### 10 Receptions and 100 Receiving Yards in First Two Games of a Season

Player	Year
Don Looney	1940
DeSean Jackson	2008
Will Fuller V	2016
<b>Puka Nacua</b>	<b>2023</b>

From 2002-2023, Nacua ranks second in most receptions by a receiver in the first two games of the season.

Season	WR	Games #1-2	Full Season
2018	Michael Thomas	28 269 3	125 1,405 9
<b>2023</b>	<b>Puka Nacua</b>	<b>25 255 0</b>	<b>TBD</b>
2022	Cooper Kupp	24 236 3	75 812 6
2020	DeAndre Hopkins	22 219 1	115 1,407 6
2015	Julio Jones	22 276 2	136 1,871 8
2015	Julian Edelman	22 194 2	61 692 7

He had the most receptions by a rookie in Rams franchise history in his first two games with 25.

1. Puka Nacua, 25
2. Tavon Austin, 12
2. Jack Snow, 12
3. Isaac Bruce, 11

Nacua's 266 receiving yards are the second-most by any pass catcher through two career games in NFL history, trailing only Anquan Boldin's 279 in 2003.

Through two weeks, he gained 270 yards, nearly one-third of the Rams' total. He had 43.1% of the Rams' catches, the highest for any player through two games since Vincent Jackson had 50% of Tampa Bay's catches in the first two games of the 2013 season.



## Record Breaker



After Week 4, Nacua totaled 39 receptions which is the most in a player's first four career games in NFL history and 501 receiving yards which is the most in a player's first four career games in NFL history.

He had over 100 yards in three of his first four games making him the second player in NFL history with 100+ receiving yards in three of his first four games.

With his 39 receptions, he surpassed Anquan Boldin and his 30 receptions in 2003 for the most receptions ever by a player in their first four NFL games. Nacua also surpassed Reggie Bush, who had 34 catches in 2006, for the most receptions by a player in their first five NFL games.

In Week 7, he totaled 92 yards after the catch, the most since WR Cooper Kupp recorded 101 yards after the catch in Week 2 of 2021. Nacua had 146 receiving yards through three quarters of play and recorded his fourth 100+ receiving yard performance of the season.

With three catches in Week 9, he passed Kupp (62) to set the franchise record for most receptions in their first NFL season.

With a 12-yard reception in the first quarter of Week 13, Nacua passed Eddie Kennison (924) for the most receiving yards by a rookie in franchise history. He completed this in three less games than Kennison. With a 70-yard touchdown reception, he recorded the longest of his career. Nacua finished the first half with 105 yards, making that his fifth 100+ receiving yard game of his career. With a 31-yard rush, he also recorded the longest of his career.

Through his first 13 games, Nacua had 82 receptions and 1,113 receiving yards. He joins Odell Beckham Jr., Anquan Boldin, and Randy Moss as the only players in the Super Bowl era with 1,100-plus receiving yards in their first 13 career games.



## Rookie Show



In his NFL debut in Week 1 against the Seahawks, **WR Puka Nacua** recorded 10 receptions for 119 receiving yards, the most receiving yards in a rookie debut in Rams history. He is the second player drafted in the fifth round or later with 100+ receiving yards in his NFL debut.

1. Puka Nacua 2023, 119 receiving yards
2. Carroll Dale 1960, 106 receiving yards
3. Henry Ellard 1983, 91 receiving yards
4. Buck Pope 1964, 81 receiving yards
5. Cooper Kupp 2017, 76 receiving yards

Nacua is the first rookie in his NFL debut to have 100+ yards league wide since Ja'Marr Chase in 2021 and the first rookie to have 10 catches in his debut league wide since 1948.





# Puka Nacua Notes



## Top Speed



According to Next Gen Stats, In Week 13 Nacua became the third player this season to reach 20+ mph on both a carry and a reception in a single-game.

He joined Tyreek Hill (Week 12) and Deebo Samuel (Week 13).



## Exceeding Expectations



According to *NFL.com*, Nacua became just the second rookie in NFL history to have at least 1,000 yards receiving after being drafted outside the top 100. The only other player to do this was Marques Colston of the Saints, who had 1,038 yards in his rookie season in 2006.



## Puka Leads The Way



Among the 2023 draft class, Nacua ranks first in receptions, receiving yards, the longest reception, and receiving first downs. He is the lowest draft pick among rookie leaders in each category.

### Reception Leaders Through Week 15

Player, Team	Draft Pick	Rec
1. Puka Nacua, LAR	Round 5, #177	87
2. Sam LaPorta, Det	Round 2, #34	71
3. Rashee Rice, KC	Round 2, #55	68
4. Zay Flowers, Bal	Round 1, #22	65
5. Jordan Addison, Min	Round 1, #23	62

### Receiving Yard Leaders Through Week 15

Player, Team	Draft Pick	RecYds
1. Puka Nacua, LAR	Round 5, #177	1,163
2. Jordan Addison, Min	Round 1, #23	824
3. Sam LaPorta, Det	Round 2, #34	758
4. Rashee Rice, KC	Round 2, #55	754
5. Tank Dell, Hou	Round 3, #69	709

### Receiving Long Leaders Through Week 15

Player, Team	Draft Pick	RcLg
1. Puka Nacua, LAR	Round 5, #177	70
2. Michael Wilson, Ari	Round 3, #94	69
3. Tank Dell, Hou	Round 3, #69	68
4. Jordan Addison, Min	Round 1, #23	62
5. Marvin Mims, Den	Round 2, #63	60

### Receiving First Down Leaders Through Week 15

Player, Team	Draft Pick	Rec1D
1. Puka Nacua, LAR	Round 5, #177	54
2. Sam LaPorta, Det	Round 2, #34	39
3. Rashee Rice, KC	Round 2, #55	38
4. Jordan Addison, Min	Round 1, #23	35
5. Tank Dell, Hou	Round 3, #69	34



## Elite Company



With 1,029 receiving yards through 12 games, Nacua has the fourth-most through a player's first 12 games since the 1970 merger, according to *ESPN Stats & Information*.

### Most Receiving Yards in a Player's First 12 Games

Player	Season	Receiving Yards
1. Odell Beckham Jr	2014	1,305
2. Justin Jefferson	2020	1,039
3. Anquan Boldin	2003	1,032
4. Puka Nacua	2023	1,029



# Receiver Notes



## Keeping Up With Kupp



With his 34-yard reception in the third quarter against the Buccaneers in Week 9 last season, **WR Cooper Kupp** passed Elroy Hirsch for fourth all-time for receiving yards in franchise history. Kupp has registered 6,595 receiving yards in his career. With 148 yards in Week 6, Kupp has recorded 100+ yard games 30 times in his career.

### All-Time Franchise Receiving List

Player. Team	Regular Season Receiving Yards
1. Isaac Bruce, Stl	14,109
2. Torry Holt, Stl	12,660
3. Henry Ellard, LA	9,761
<b>4. Cooper Kupp, LA</b>	<b>6,704</b>
5. Elroy Hirsch, LA	6,299
6. Jack Snow, LA	6,012
7. Flipper Anderson, LA	5,246

Kupp continued to cement himself as an elite receiver last season. Before he was sidelined following Week 10, he ranked second in the NFL in receptions (72), third in yards-after-the-catch (422), and fifth in receiving first downs (42), receiving touchdowns (6), and receiving yards (812).

### Reception Leaders 2022 Season (Through Week 10)

Player. Team	Rec.
1. Tyreek Hill, Mia	81
<b>2. Cooper Kupp, LAR</b>	<b>75</b>
3. Stefon Diggs, Buf	72
4. Justin Jefferson, Min	69
5. Austin Ekeler, LAC	67

### Receiving Yards Leaders 2022 Season (Through Week 10)

Player. Team	Rec. Yards
1. Tyreek Hill, Mia	1,148
2. Justin Jefferson, Min	1,060
3. Stefon Diggs, Buf	985
4. Jaylen Waddle, Mia	878
<b>5. Cooper Kupp, LAR</b>	<b>812</b>

### Yards-After-The-Catch Leaders 2022 Season (Through Week 10)

Player. Team	YAC
1. Austin Ekeler, LAC	504
2. Christian McCaffrey, SF	424
<b>3. Cooper Kupp, LAR</b>	<b>422</b>
4. Justin Jefferson, Min	392
5. Dallas Goedert, Phi	361

### Reception Leaders 2023 Season (Through Week 15)

Player. Team	Rec.
1. Keenan Allen, LAC	108
2. CeeDee Lamb, Dal	103
3. Michael Pittman, Ind	99
4. Tyreek Hill, Mia	97
5. A.J. Brown, Phi	95
6. Amon-Ra St. Brown, Det	94
7. Ja'Marr Chase, Cin	93
t-8. Stefon Diggs, Buf	91
t-8. T.J. Hockenson, Min	91
10. Adam Thielen, Car	89
11. Evan Engram, JAX	88
<b>12. Puka Nacua, LAR</b>	<b>87</b>
13. Travis Kelce, KC	85
14. Davante Adams, LV	84
15. D.J. Moore, Chi	80

### Receiving Yards Leaders 2023 Season (Through Week 15)

Player. Team	Rec. Yards
1. Tyreek Hill, Mia	1,542
2. A.J. Brown, Phi	1,314
3. CeeDee Lamb, Dal	1,306
4. Keenan Allen, LAC	1,243
5. Amon-Ra St. Brown, Det	1,175
<b>6. Puka Nacua, LAR</b>	<b>1,163</b>
7. Ja'Marr Chase, Cin	1,156
8. DJ Moore, Chi	1,123
9. Brandon Aiyuk, SF	1,090
10. Mike Evans, TB	1,077

### Yards-After-The-Catch Leaders 2023 Season (Through Week 15)

Player. Team	YAC
1. Tyreek Hill, Mia	601
2. Rashee Rice, KC	527
3. Rachaad White, TB	526
4. Ja'Marr Chase, Cin	521
5. Amon-Ra St. Brown, Det	495
6. David Njoku, Cle	484
7. Breece Hall, NYJ	472
8. Alvin Kamara, NO	470
9. Michael Pittman Jr., Ind	468
t-10. Deebo Samuel, SF	467
<b>t-10. Puka Nacua, LAR</b>	<b>467</b>

### Receiving First Down Leaders 2023 Season (Through Week 15)

Player. Team	Rec1D
1. Tyreek Hill, Mia	69
t-2. A.J. Brown, Phi	62
t-2. CeeDee Lamb, Dal	62
4. Ja'Marr Chase, Cin	60
t-5. Keenan Allen, LAC	57
t-5. Amon-Ra St. Brown, Det	57
<b>7. Puka Nacua, LAR</b>	<b>54</b>
8. D.J. Moore, Chi	52
9. Stefon Diggs, Buf	51
10. Bradon Aiyuk, SF	50



## All Aboard The Tutu Train



Through 13 games, **WR Tutu Atwell** has recorded 37 receptions for 476 yards and three touchdowns.





### Rob Leads the Way

**OT Rob Havenstein** has been a staple of the Rams offensive line since he was drafted in 2015. He has started every game that he has appeared in and is one of two players to have been with the team before the move back to Los Angeles (DT Aaron Donald). Last season, Havenstein joined TE Tyler Higbee, former LB Bobby Wagner, former DB Jalen Ramsey, and former LB Leonard Floyd as the only Rams to start in all 17 games.

On 994 snaps last season, Havenstein allowed just 6.0 sacks and was beaten just 18 times (according to PFF). This averaged out to allowing 0.4 sacks per game and getting beat 1.1 times per game.

According to PFF, Havenstein had the highest run blocking grade on the Rams among players with at least five games played (71.7).



# Kobie Turner and Byron Young Notes



## Taking The Snaps



Among the 2023 defensive rookies, Byron Young and Kobie Turner are in the top 15 for most defensive snaps played.

### Most Defensive Snaps Played Through Week 15

Player, Team	Draft Pick	DfSnap
1. Deonte Banks, NYG	Round 1, #24	770
<b>2. Byron Young, LAR</b>	<b>Round 3, #77</b>	<b>764</b>
3. Devon Witherspoon, Sea	Round 1, #5	745
4. D.J. Turner, Cin	Round 2, #60	678
5. Tuli Tuipulotu, LAC	Round 2, #54	671
6. Tyrique Stevenson, Chi	Round 2, #56	659
7. Joey Porter, Pit	Round 2, #32	599
8. Jaylon Jones, Ind	Round 7, #221	598
9. Brian Branch, Det	Round 2, #45	593
10. Carrington Valentine	Round 7, #232	561
11. Will Anderson Jr., Hou	Round 1, #3	549
<b>12. Kobie Turner, LAR</b>	<b>Round 3, #89</b>	<b>534</b>



## The Conductor and Agent 0



Among the 2023 draft class, Byron Young and Kobie Turner are in the top 10 in tackles, sacks, pressures, hurries, and quarterback hits.

### Rookie Tackle Leaders Through Week 15

Player, Team	Draft Pick	Tackles
t-1. Jack Campbell, Det	Round 1, #18	69
t-1. Tyrique Stevenson, Chi	Round 2, #56	69
3. Devon Witherspoon, Sea	Round 1, #5	65
4. Brian Branch, Det	Round 2, #45	63
5. Deonte Banks, NYG	Round 1, #24	58
6. Henry To'o'To'o, Hou	Round 5, #167	56
<b>7. Byron Young, LAR</b>	<b>Round 3, #77</b>	<b>55</b>
8. Jordan Battle, Cin	Round 3, #95	50
<b>9. Kobie Turner, LAR</b>	<b>Round 3, #89</b>	<b>49</b>
t-10. D.J. Turner, Cin	Round 2, #60	43
t-10. Kei'Trel Clark, Ari	Round 6, #180	43

### Rookie Sack Leaders Through Week 15

Player, Team	Draft Pick	Tackles
<b>1. Byron Young, LAR</b>	<b>Round 3, #77</b>	<b>6.0</b>
<b>2. Kobie Turner, LAR</b>	<b>Round 3, #89</b>	<b>5.5</b>
t-3. YaYa Diaby, TB	Round 3, #82	5.0
t-3. Will Anderson Jr., Hou	Round 1, #3	5.0
t-3. Jalen Carter, Phi	Round 1, #9	5.0
t-6. Calijah Kancey, TB	Round 1, #19	4.0
t-6. Tuli Tuipulotu, LAC	Round 2, #54	4.0
t-6. B.J. Ojulari, Ari	Round 3, #41	4.0

### Rookie Pressure Leaders Through Week 15

Player, Team	Draft Pick	Tackles
1. Will Anderson Jr., Hou	Round 1, #3	51
2. Tuli Tuipulotu, LAC	Round 2, #54	45
<b>t-3. Byron Young, LAR</b>	<b>Round 3, #77</b>	<b>42</b>
t-3. Jalen Carter, Phi	Round 1, #9	42
t-5. Calijah Kancey, TB	Round 1, #19	31
<b>t-5. Kobie Turner, LAR</b>	<b>Round 3, #89</b>	<b>31</b>
7. Bryan Bresee, NO	Round 1, #29	29

### Rookie Quarterback Hit Leaders Through Week 15

Player, Team	Draft Pick	Hits
1. Will Anderson Jr., Hou	Round 1, #3	19
<b>2. Byron Young, LAR</b>	<b>Round 3, #77</b>	<b>17</b>
3. Calijah Kancey, TB	Round 1, #19	12
4. Tuli Tuipulotu, LAC	Round 2, #54	10
<b>5. Kobie Turner, LAR</b>	<b>Round 3, #89</b>	<b>10</b>
6. Jalen Carter, Phi	Round 1, #9	9
t-7. B.J. Ojulari, Ari	Round 3, #41	8
t-7. Gervon Dexter, Chi	Round 2, #53	8

### Rookie Hurry Leaders Through Week 15

Player, Team	Draft Pick	Hurries
t-1. Jalen Carter, Phi	Round 1, #9	32
t-1. Will Anderson Jr., Hou	Round 1, #3	32
t-1. Tuli Tuipulotu, LAC	Round 2, #54	32
<b>4. Byron Young, LAR</b>	<b>Round 3, #77</b>	<b>25</b>
5. Bryan Bresee, NO	Round 1, #29	21
<b>6. Kobie Turner, LAR</b>	<b>Round 3, #89</b>	<b>20</b>
7. Calijah Kancey, TB	Round 1, #19	19



## Tackles For Loss



Among the 2023 defensive rookies, Byron Young and Kobie Turner are in the top 10 for most tackles for loss.

### Most Defensive Snaps Played Through Week 15

Player, Team	Draft Pick	DfTKL
1. Calijah Kancey, TB	Round 1, #19	9
t-2. Will Anderson Jr., Hou	Round 1, #3	8
t-2. Tuli Tuipulotu, LAC	Round 2, #54	8
t-4. YaYa Diaby, TB	Round 3, #82	7
t-4. Lukas Van Ness, GB	Round 1, #13	7
t-4. Brian Branch, Det	Round 2, #45	7
t-4. Jalen Carter, Phi	Round 1, #9	7
t-7. Bryan Bresee, NO	Round 1, #29	6
t-9. Nick Herbig, Pit	Round 4, #132	5
t-9. Dante Stills, Ari	Round 6, #213	5
<b>t-9. Byron Young, LAR</b>	<b>Round 3, #77</b>	<b>5</b>
<b>t-9. Kobie Turner, LAR</b>	<b>Round 3, #89</b>	<b>5</b>



## Rookie Sack Leaders



OLB Byron Young (5.0) needs 0.5 sacks to pass Kevin Carter (6.0) and NT Kobie Turner (5.5) needs 1.0 sack for the second-most by a rookie in franchise history.

Name	Season	TM	GP	Sack
Aaron Donald	2014	STL	16	9.0
Kevin Carter	1995	STL	16	6.0
<b>Byron Young</b>	<b>2023</b>	<b>LAR</b>	<b>12</b>	<b>6.0</b>
<b>Kobie Turner</b>	<b>2023</b>	<b>LAR</b>	<b>12</b>	<b>5.5</b>
Robert Quinn	2011	STL	15	5.0
Sean Gilbert	1992	RAM	16	5.0





# Rams Defensive Team Notes



## Bobby's Back



Returning from a knee injury in Week 11, NT Bobby Brown recorded his first career sack against the Seahawks.

According to *PFF*, Brown has the 33rd-best defensive grade (69.6) and is tied for the 29th-best run defense grade (65.7), and the 26th-best tackling grade (60.4) among interior defensive linemen.



## Say Hello To Ahkello



After Week 4, according to *Pro Football Focus*, DB Ahkello Witherspoon had allowed the second-lowest passer rating in coverage among all cornerbacks this season (33.3).

Through 14 games, Witherspoon is tied for 16th in interceptions (three) and is first in incompletions against as the primary defender (50).

### Incompletions Against As The Primary Defender Leaders Through Week 15

Player	Team	PFFDefincomp
1. Ahkello Witherspoon	LAR	50
2. Charvarius Ward	SF	48
3. Brandon Stephens	Bal	45
4. Stephon Gilmore	Dal	44
5. Daron Bland	Dal	42
t-6. L'Jarius Sneed	KC	39
t-6. James Bradberry	Phi	39
t-6. Deonte Banks	NYG	39
9. Benjamin St-Juste	Was	38
10. Alontae Taylor	NO	37



## Nothing Gets Pass JJ



According to TruMedia, DB John Johnson is fourth in franchise history in pass breakups (25) and ninth in passes defended (37).

### Most Pass Breakups in Franchise History

Player	PsBrkup
1. Trumaine Johnson	42
2. Jalen Ramsey	36
3. Janoris Jenkins	31
4. <b>John Johnson</b>	25
5. Troy Hill	24

### Most Passes Defended in Franchise History

Player	PsdFnd
1. Trumaine Johnson	67
2. Ron Bartell	58
3. Janoris Jenkins	49
4. Jalen Ramsey	47
5. Alec Ogletree	43
6. Oshiomogho Atogwe	42
7. Dre' Bly	40
8. Dexter McCleon	39
9. <b>John Johnson</b>	38
10. James Laurinaitis	35
11. Fakhir Brown	34
12. Troy Hill	33

With six tackles in Week 13, Johnson passed Leonard Little (356) for ninth-most in franchise history.

### Most tackles in Franchise History

Player	Tackles
1. James Laurinaitis	853
2. Aaron Donald	536
3. Alec Ogletree	503
4. Pisa Tinoisamoa	432
5. Michael Brockers	395
6. Mark Barron	394
7. Adam Archuleta	394
8. Oshiomogho Atogwe	382
9. <b>John Johnson</b>	370
10. Leonard Little	356



## Gimme That



Through Week 13, DB Ahkello Witherspoon has three interceptions, DB John Johnson has two, and LB Christian Rozeboom and DB Derion Kendrick each have one.



## S(HE'LL)ey Take That



In Week 9 against the Packers, DB Duke Shelley recorded his first fumble recovery of his career.



# Rams Defensive Notes



## Staying Out Of The Red Zone



Through Week 15, the Rams defense is ranked 12th in the NFL in opponents red zone efficiency (52.4%).

### Opponents Completion Percentage Through Week 15

Team	RZEFF
1. Tennessee Titans	37.3%
t-2. Baltimore Ravens	37.5%
t-2. Atlanta Falcons	37.5%
4. Tampa Bay Buccaneers	41.7%
5. New York Jets	43.6%
6. New England Patriots	47.6%
7. Minnesota Vikings	48.6%
8. Pittsburgh Steelers	48.8%
9. Green Bay Packers	51.0%
10. San Francisco 49ers	51.5%
11. Cincinnati Bengals	51.9%
<b>12. Los Angeles Rams</b>	<b>52.4%</b>



## Incomplete



Through Week 15, the Rams defense is ranked fourth in the NFL in opponents completion percentage (59.8%).

### Opponents Completion Percentage Through Week 15

Team	Comp%
1. Cleveland Browns	55.2%
2. New Orleans Saints	57.3%
3. Dallas Cowboys	59.7%
<b>4. Los Angeles Rams</b>	<b>59.8%</b>
t-5. Baltimore Ravens	60.0%
t-5. Pittsburgh Steelers	60.0%
7. Atlanta Falcons	61.5%
8. New York Jets	62.1%
9. Detroit Lions	62.3%
10. Kansas City Chiefs	62.4%



## Keeping The Ratings Down



Through Week 15, the Rams defense is ranked 13th in opponent passer rating (86.2).

### Opponent Passer Rating Through Week 15

Team	PsrRt
1. Cleveland Browns	72.9
2. New Orleans Saints	74.4
3. Baltimore Ravens	75.8
4. San Francisco 49ers	78.0
5. New York Jets	79.5
6. Dallas Cowboys	81.0
7. Indianapolis Colts	84.0
8. Pittsburgh Steelers	84.8
9. Miami Dolphins	84.9
10. Buffalo Bills	85.1
11. New York Giants	85.9
12. Kansas City Chiefs	85.9
<b>13. Los Angeles Rams</b>	<b>86.2</b>
14. Atlanta Falcons	88.3
15. Carolina Panthers	88.5



## All-Time Tacklers



According to TruMedia, Aaron Donald (536) is second on the team's all-time tackle list. John Johnson III (370) is ninth.

Player	Tackles
1. James Laurinaitis (LB)	853
<b>2. Aaron Donald (DL)</b>	<b>536</b>
3. Alec Ogletree (LB)	503
4. Pisa Tinoisamoa (LB)	432
5. Michael Brockers (DL)	395
6. Mark Barron (LB)	394
6. Adam Archuleta (DB)	394
8. Oshiomohgo Atogwe (DB)	382
<b>9. John Johnson III (DB)</b>	<b>370</b>
10. Leonard Little (DL)	356



## Not On Our Watch



Through Week 15, the Rams defense is tied for 11th in the NFL in opponent completions (297).

### Opponent Completions Through Week 15

Team	Cmp
1. Cleveland Browns	228
2. Dallas Cowboys	244
3. Carolina Panthers	255
4. New Orleans Saints	262
5. New York Jets	266
6. Atlanta Falcons	278
7. Pittsburgh Steelers	282
8. Kansas City Chiefs	284
9. Green Bay Packers	290
10. Detroit Lions	293
<b>t-11. Los Angeles Rams</b>	<b>297</b>



## No Running



The Rams defense is ranked 14th in opponent rushing yards allowed (1,551).

### Opponent Rushing Yards Allowed Through Week 15

Team	RshYds
1. Chicago Bears	1,117
2. New England Patriots	1,189
3. San Francisco 49ers	1,252
4. Miami Dolphins	1,265
5. Minnesota Vikings	1,288
6. Houston Texans	1,309
7. Philadelphia Eagles	1,322
8. Detroit Lions	1,342
9. Tampa Bay Buccaneers	1,344
10. Baltimore Ravens	1,430
11. Cleveland Browns	1,431
12. Jacksonville Jaguars	1,450
13. Kansas City Chiefs	1,546
<b>14. Los Angeles Rams</b>	<b>1,551</b>
t-15. Buffalo Bills	1,571



# Aaron Donald Notes



## Triple Crown



DL Aaron Donald became the third player in league history to win the Associated Press Defensive Player of The Year Award three times in their career, joining Hall of Fame LB Lawrence Taylor and DE J.J. Watt when he was with the Texans.

### Most AP Defensive Play Of The Year Awards

Player (Years)	Times Won
1t. Aaron Donald (2017, 2018, 2020)	3
1t. Lawrence Taylor * (1981, 1982, 1986)	3
1t. J.J. Watt (2012, 2014, 2015)	3

\* Denotes Pro Football Hall of Fame



## Sack Monster



DT Aaron Donald is no stranger to the spotlight. Last season, he racked up 5.0 sacks. This was third-most by any player on the Rams (former LB Leonard Floyd-8.0, former LB Bobby Wagner-6.0).

Donald ranks fourth amongst active players on the NFL's all-time sack leader list with 109.0 and is the Rams all-time sack leader. With 1.0 sack against the Buccaneers in Week 9 of the 2022 season, he moved to 34th all-time in regular season sacks (since sacks became an official stat in 1982).

### Active NFL Sacks Leaderboard

Player	Team	Sacks
1. Von Miller	Buffalo Bills	123.5
2. Cameron Jordan	New Orleans Saints	117.5
3. Justin Houston	Baltimore Ravens	112.0
4. Aaron Donald	Los Angeles	109.0
5. Calais Campbell	Baltimore Ravens	102.0

In 2021, Donald joined Lawrence Taylor as the only players to be named Defensive Rookie of the Year, Defensive Player of the Year multiple times, first-team All-Pro five times and also win a Super Bowl.



## Historically Fast



DT Aaron Donald became the 40th all-time player to reach 100.0 career sacks, since sacks became an official stat in 1982, in Week 5 against the Cowboys. On top of being the fastest defensive tackle to reach this milestone (130 games), he is the tenth fastest player all-time to join the 100.0 sack club.

Player	Games
1. Reggie White (DE)	96
2. Lawrence Taylor (LB)	106
3. DeMarcus Ware (LB)	113
4. Bruce Smith (DE)	115
5. J.J. Watt (DE)	120
6. Jared Allen (DE)	122
7. Von Miller (LB)	124
8. Chandler Jones (DE)	125
9. Leslie O'Neal (DE)	128
10. Aaron Donald (DT)	130



## Top Sacking Ram



Against Seattle in Week 5 of the 2021 season, DL Aaron Donald broke the record for career sacks in franchise history. Previously former Rams DE Leonard Little held the record with 87.5 career sacks.

### Rams Franchise Sack Leaders

Player	Sacks
1. Aaron Donald	109.0
2. Leonard Little	87.5
3. Kevin Greene	72.5



## Talking Tackles For Loss



Rams DL Aaron Donald has used an explosive first step to make a living in opponents' backfields since entering the league in 2014. Since the start of the 2014 season, Donald leads the league in tackles for loss, tallying 173 in 152 games played, including 10 TFLs during the 2022 regular season.



DL Aaron Donald and crew get a TFL

In 2022, Donald totaled 10 TFLs during the regular season. In 2021, Donald tallied 14 TFLs during the regular season. Donald recorded a league-best 20 tackles for loss during the 2019 season. The Pitt product finished first in the NFL with 25 tackles for loss during the 2018 regular season. Donald posted 15 TFLs in 14 games during the 2017 season. The 15 TFLs was tied for the ninth-most last season and the most by an interior defensive lineman. Donald recorded a then career-high 22 tackles for loss in his second season in the NFL in 2015.

### 2014-2023 Regular Season NFL Leaders - Tackles for Loss (according to TruMedia)

Player	Team	TFLs
1. Aaron Donald	LA	173
t-2. Cameron Jordan	NO	130
t-2. Khalil Mack	Chi/LAC	130
4. J.J. Watt	Hou/Ari	121





# Aaron Donald Notes



## Pass Rush Winner



According to *ESPN* as of 8/2/23, since 2017 Aaron Donald faced 1,797 double teams, 152 more than anyone else in the defensive field. Yet he still led all defensive tackles in pass-rush win rate during that span (26%).

### Most Pass Rush Wins vs. Double Team (Last Five Seasons)

<b>Aaron Donald</b>	<b>202</b>
Chris Jones	131
Grady Jarrett	110



## All-Time Starter



In Week 3 of the 2023 season, Donald made his 137th career start, moving him to ninth-most in franchise history.



## Getting Home



Last season, the Rams had one player in the top-10 in the NFL in time to pressure (among defensive players with at least 15 pressures). **DT Aaron Donald** ranked fourth, averaging 2.22 seconds to apply pressure to opposing quarterbacks. Donald ranked first amongst defensive linemen.

### Time to Pressure (with at least 15 pressures)

Player (position)	Team	Time to Pressure
1. Foye Oluokun (LB)	Jacksonville Jaguars	2.12s
2. Drue Tranquill (LB)	Los Angeles Chargers	2.17s
3. L'Jarius Sneed (DB)	Kansas City Chiefs	2.20s
<b>4. Aaron Donald (DT)</b>	<b>Los Angeles Rams</b>	<b>2.22s</b>
5. Baron Browning (LB)	Denver Broncos	2.27s
t-6. Bobby Wagner (LB)	Los Angeles Rams	2.29s
t-6. Jaelan Phillips (LB)	Miami Dolphins	2.29s
t-6. Emmanuel Ogbah (DT)	Miami Dolphins	2.29s
t-6. Azeez Ojulari (LB)	New York Giants	2.29s
10. Sam Williams (DT)	Dallas Cowboys	2.30s

Additionally, it took Donald an average of 2.84 seconds to record a sack. Among defensive players with at least 5.0 sacks, Donald ranked fourth-fastest in the NFL.

### Time to Sack (with at least 5.0 sacks)

Player (position)	Team	Time to Sack
t-1. Anthony Nelson (LB)	Tampa Bay Buccaneers	2.70s
t-1. Dante Fowler Jr. (DT)	Dallas Cowboys	2.70s
3. J.J. Watt (DT)	Arizona Cardinals	2.72s
<b>4. Aaron Donald (DT)</b>	<b>Los Angeles Rams</b>	<b>2.84s</b>
5. Ogbo Okoronkwo (DT)	Houston Texans	2.88s
t-6. Josh Allen (LB)	Jacksonville Jaguars	2.90s
t-6. Baron Browning (LB)	Denver Broncos	2.90s
7. Bobby Wagner (LB)	Los Angeles Rams	2.92s



## Push 'Em Back, All (The) Time



In 2018, DL Aaron Donald broke Hall of Fame DE Michael Strahan's NFL record for total defensive sack yards in a single season.

Player, Year	Def. Sack Yards
<b>1. Aaron Donald, 2018</b>	<b>183.5</b>
2. Michael Strahan, 2001	177.5
3. Jason Taylor, 2002	162.5



## Donald Dominates QBs



DL Aaron Donald has amassed 109.0 sacks through 152 regular season games played. Donald has been terrorizing the NFC West since entering the league in 2014. Of Donald's 109.0 sacks, 15.0 of them have come against former Seahawks and Broncos QB Russell Wilson. Donald's career-high 4.0 sacks in a single game came against the 49ers in a 2018 contest, and again in a 2020 contest at Washington. After Week 13 of the 2023 season, Donald has sacked 53 different quarterbacks in his regular season career.

### Total Career Sacks By Quarterback, 2014-2023 Regular Season

No.	Quarterback	Last Time Sacked
15.0	Russell Wilson	Dec. 21, 2021 vs. Seattle
6.5	Kyler Murray	Sept. 25, 2022 at Arizona
6.0	Matthew Stafford	Dec. 2, 2018 at Detroit
5.0	Dak Prescott	Oct. 29, 2023 at Dallas
4.0	C.J. Beathard	Oct. 21, 2018 at SF
3.5	Kirk Cousins	Dec. 26, 2021 vs. Minnesota
3.5	Jimmy Garoppolo	Dec. 21, 2019 ...
3.5	Carson Palmer	Oct. 22, 2017 vs. Arizona
3.0	Cam Newton	Dec. 10, 2020 vs. New England
3.0	Alex Smith	Oct. 11, 2020 at Washington
3.0	Josh Rosen	Dec. 23, 2018 at Arizona
2.0	Tom Brady	Nov. 6, 2022 at TB
2.0	Andy Dalton	Sept. 12, 2021 vs. Chicago
2.0	Nick Mullens	Nov. 29, 2020 vs. SF
2.0	Josh Allen	Sept. 27, 2020 at Buffalo
2.0	Matt Ryan	Oct. 20, 2019 at Atlanta
2.0	Patrick Mahomes II	Nov. 19, 2018 vs. KC
2.0	Aaron Rodgers	Oct. 28, 2018 vs. GB
2.0	Blaine Gabbert	Dec. 3, 2017 at Arizona
2.0	Drew Brees	Nov. 26, 2017 vs. NO
2.0	Colin Kaepernick	Sept. 24, 2016 vs. SF
2.0	Josh McCown	Oct. 25, 2015 vs. Cleveland
1.5	Joe Flacco	Dec. 3, 2023 vs. Browns
1.5	Davis Mills	Oct. 31, 2021 at Houston
1.5	Jay Cutler	Nov. 15, 2015 vs. Chicago
1.0	Jordan Love	Nov. 5, 2023 at GB
1.0	Anthony Richardson	Oct. 1, 2023 at Indianapolis
1.0	Joe Burrow	Sept. 25, 2023 at Cincinnati
1.0	Josh Allen	Sept. 8, 2022 vs. Buffalo
1.0	Trevor Lawrence	Dec. 5, 2021 vs. Jacksonville
1.0	Ryan Tannehill	Nov. 7, 2021 vs. Ten
1.0	Daniel Jones	Oct. 17, 2021 vs. NYG
1.0	Tua Tagovailoa	Nov. 1, 2020 at Miami
1.0	Kyle Allen	Oct. 11, 2020 at Washington
1.0	Chase Daniel	Nov. 17, 2019 vs. Chicago
1.0	Mitchell Trubisky	Nov. 17, 2019 vs. Chicago
1.0	Mason Rudolph	Nov. 10, 2019 at Pittsburgh
1.0	Baker Mayfield	Sept. 22, 2019 at Cleveland
1.0	Case Keenum	Oct. 14, 2018 at Denver
1.0	Tom Savage	Nov. 12, 2017 vs. Houston
1.0	Eli Manning	Nov. 5, 2017 at NYG
1.0	Blake Bortles	Oct. 15, 2017 at Jacksonville
1.0	Brian Hoyer	Sept. 21, 2017 at SF
1.0	Ben Roethlisberger	Sept. 27, 2015 vs Pittsburgh
1.0	Drew Stanton	Dec. 11, 2014 .vs. Arizona
1.0	Colt McCoy	Dec. 7, 2014 at Washington
1.0	Matt Schaub	Nov. 30, 2014 vs. Raiders
1.0	Philip Rivers	Nov. 23, 2014 at Chargers
1.0	Peyton Manning	Nov. 16, 2014 vs. Denver
0.5	Tyler Huntley	Jan. 2, 2022 at Baltimore
0.5	Jarrett Stidham	Dec. 10, 2020 vs. New England
0.5	Nick Foles	Oct. 26, 2020 vs. Chicago
0.5	Tyrod Taylor	Oct. 9, 2016 vs. Buffalo
0.5	Geno Smith	Sept. 10, 2023 at Seattle





# Aaron Donald Notes



## Feeling The Pressure



For most pressures in NFL history (\*since pressures became an official stat), Donald is first all-time (780).

### Most Pressures in NFL History (according to TruMedia)

Player	Games	Pressures
1. Aaron Donald	152	780
2. Cameron Jordan	206	705
3. Von Miller	171	682
4. Khalil Mack	148	654
5. Fletcher Cox	186	605
6. J.J. Watt	151	596
7. Jerry Hughes	215	586
8. Carlos Dunlap	197	578
9. Brandon Graham	192	571
10. Calais Campbell	241	561



## Can't Stop Aaron



With 1.0 sack in Week 9, Donald (108.5) passed Pat Swilling and ranks 29th in the NFL's all-time sack list.



## Hits Heard Around the League



Donald is second in NFL history in quarterback hits (254).

### Quarterback Hits in NFL History (according to TruMedia)

Player	Games	PFFHits
1. J.J. Watt	151	307
2. Aaron Donald	152	254
3. Carlos Dunlap	197	241
4. Calais Campbell	241	235
5. Von Miller	171	233



## Historic Tackling



Donald is fourth in NFL history in tackles for loss (173).

### Tackles For Loss in NFL History (according to Pro Football Reference)

Player	Games	DfTKL
1. Terrell Suggs	244	202
2. J.J. Watt	151	195
3. Julius Peppers	266	175
4. Aaron Donald	152	173



## Two Players Are Not Enough



Despite seeing double teams at over a 60% rate, Donald ranked second in the NFL in pressures among defensive linemen and among the top 10 of all pass rushers through Week 11 (according to ESPN's metrics).



## Hurry Up



For most hurries in NFL history (\*since hurries became an official stat), Donald is first all-time (518).

### Most Hurries in NFL History (according to TruMedia)

Player	Games	PFFHurry
1. Aaron Donald	152	518
2. Cameron Jordan	206	488
3. Khalil Mack	148	479
4. Von Miller	171	458
5. Jerry Hughes	215	450
6. Fletcher Cox	186	420
7. Brandon Graham	192	411
8. Cameron Heyward	191	375
9. Ndamukong Suh	199	347
10. Ryan Kerrigan	172	344



# Special Teams Notes



## Let It Fly



Through 14 games, the Rams special teams unit is ranked ninth in the NFL in yards per punt (48.6).

### Team Yards Per Punt Through Week 15

Team	Yards Per Punt
1. Las Vegas Raiders	51.5
2. Dallas Cowboys	51.4
3. Tennessee Titans	50.7
4. Tampa Bay Buccaneers	50.3
5. Seattle Seahawks	50.0
6. Cleveland Browns	49.5
7. New York Jets	49.4
8. Arizona Cardinals	49.2
<b>9. Los Angeles Rams</b>	<b>48.6</b>
10. Philadelphia Eagles	48.0
11. San Francisco 49ers	47.7
12. Kansas City Chiefs	47.5
13. Jacksonville Jaguars	47.2
14. New England Patriots	47.2
15. Minnesota Vikings	47.2



## Making It Count



Through Week 15, the Rams special teams unit is tied for third in the NFL in made field goals (29).

### Made Field Goals Through Week 15

Team	FGM
1. Cleveland Browns	33
2. Dallas Cowboys	31
<b>t-3. Los Angeles Rams</b>	<b>29</b>
t-3. Houston Texans	29
t-5. Seattle Seahawks	28
t-5. New York Jets	28
t-7. Baltimore Ravens	27
t-7. Chicago Bears	27
t-7. Tennessee Titans	27
t-7. Denver Broncos	27
11. Indianapolis Colts	26




## Accuracy is Key



Through his first 14 games, P Ethan Evans ranks eighth in the NFL in yards per punt (49.5).

### Yards Per Punt Through Week 15

Player, Team	Yd/P
1. Ryan Stonehouse, Ten	53.1
2. A.J. Cole, LV	51.5
3. Bryan Anger, Dal	51.4
4. Blake Gillikin, Ari	50.4
5. Jake Camarda, TB	50.3
6. Michael Dickson, Sea	50.0
7. Corey Bojorquez	49.5
<b>8. Ethan Evans, LAR</b>	<b>49.5</b>
9. Thomas Morstead, NYJ	49.4
10. Braden Mann, Phi	49.0
11. Ryan Wright, Min	47.8
12. Jordan Stout, Bal	47.8
13. Rigoberto Sanchez, Ind	47.8
14. Mitch Wishnowsky, SF	47.7
15. Cameron Johnston, Hou	47.6



## Punters Are People Too



Through Week 15, P Ethan Evans is ranked 10th in the NFL in longest punt (72).

### Longest Punt Through Week 15

Player	PtLg
t-1. J.K. Scott	83
t-1. A.J. Cole	83
3. Bryce Baringer	79
t-4. Jamie Gillan	74
t-4. Cameron Johnston	74
t-4. Ryan Stonehouse	74
t-4. Jake Camarda	74
t-8. Corey Bojorquez	73
t-8. Michael Dickson	73
<b>10. Ethan Evans</b>	<b>72</b>





# Top 2023 Preseason Performers



## Passing

- Through three preseason games, QB Stetson Bennett completed 36-of-62 passes (58.1%) for a total of 347 passing yards. Threw one touchdown pass and rushed for another.

## Rushing

- RB Ronnie Rivers led the team in rushing with 105 total yards (5.0 avg) and a long of 15. Rivers ranked 8th in the NFL in yards per rush (5.0) during the preseason and tied for 18th in rushing yards. Additionally, RB Zach Evans totaled 77 rushing yards (3.3 avg) and a long of nine yards.

## Receiving

- TE Davis Allen recorded nine receptions with a total of 59 yards. He is tied for the NFL lead in reception rate (100%) with nine catches on nine targets during the preseason. Additionally, WR Tyler Johnson finished T-8 in receptions (10) in the preseason and WR Austin Trammell tied for 14th in receptions (9) in the preseason.

## Blocking

- OL Mike McAllister was one of nine players in the NFL to play 160 or more snaps during the preseason. He didn't allow a single sack, allowed one hurry, two pressures, and one QBH.

## Defense

- LB Jake Hummel recorded a pick six with a 21 yards against the Raiders and was one of 10 players in the NFL in the preseason to record a defensive touchdown. OLB Keir Thomas was is T-10 in sacks (2.5) in the NFL during the preseason and was also tied for fifth in tackles for loss (3), and T-11th in QBH (4).

## Special Teams

- P Ethan Evans finished the preseason 3rd in yards per punt (53.5). He also was T-2nd with most punts inside the 20-yard line (7), and T-5th in punts inside the 10-yard line.





# 2022 Team Awards



## Rams 2022 Pro-Bowler/NFLPA All-Pro



Despite being injured since Week 12, **DT Aaron Donald** was selected to his ninth straight Pro Bowl. Last season, Donald registered 49 tackles (27 solo), 5.0 sacks for 42 yards, and 10 tackles-for-loss. According to PFF, he was the third-highest graded interior defensive lineman with a 90.5 overall defensive grade. Donald has been selected to the Pro Bowl every year he has played in the NFL.

Donald was also named to the NFLPA All-Pro Team. This was the first time the NFLPA released an All-Pro team, and the first All-Pro Team voted on entirely by the players.



## Carroll Rosenbloom Memorial Award



Given to the team's Rookie of the Year, the award was established following the passing of former owner Carroll Rosenbloom in 1979. Rosenbloom became the owner of the Rams when he orchestrated an unprecedented franchise trade in 1972. Rosenbloom traded the Baltimore Colts to Robert Irsay for the Rams. The Rams won an NFL record seven consecutive NFC West titles from 1973-79 under Rosenbloom's leadership. Last year's Carroll Rosenbloom Memorial Award winner was **DB Cobie Durant**.

The fourth-round selection ranked second on the team with three interceptions and led the NFL in interception return yards with 151. In Week 2 against the Atlanta Falcons, Durant became the first Rams rookie, and eighth player in NFL history, to record a sack and interception in the same game within their first two NFL games. He tallied 20 tackles (14 solo), three pass breakups, five passes defended, 1.0 sack, one pressure, one defensive touchdown, one tackle for loss, and one quarterback hit on the year.



## Carl Ekern Spirit of the Game Award



Established in 1990, the award is given to the player who best exemplifies sportsmanship, ethic, and commitment to his teammates. Those traits were displayed by former Rams linebacker Carl Ekern, killed in an automobile accident in 1990. Ekern was a starter for the Rams from 1982-88 and earned an invitation to the Pro Bowl in 1986. Last year's Carl Ekern Spirit of the Game Award winner was **OT Rob Havenstein**.

Havenstein appeared in every game in 2022 anchoring the right side of the offensive line and played more than 930 snaps, a mark he has eclipsed in five of his eight seasons with the Rams. Throughout the season, Rams coaches and players praised Havenstein for his leadership and contributions on the field and in the Los Angeles community. Havenstein also was recognized by the Pro Football Writers Association with the annual "Good Guy Award" for his professionalism and courtesy with the media.



## Ed Block Courage Award



Given annually to a player that has endured significant adversity, typically medically related, the recipient is voted on entirely by the players. All 32 teams vote for a recipient and in the Spring the winners are invited to a gala in their honor. Last year's Ed Block Courage Award Winner was **DB Jordan Fuller**.

The third-year pro appeared in four games before suffering a hamstring injury that forced him to miss the remainder of the season. In his first two seasons, Fuller started 28 regular season games, two playoff games, and was voted a team captain by his teammates leading up to the 2021 season.



# 2022 Rams Team Notes



## Best Of The Best



### Team Offense:

- 1st in fourth down conversion rate (78.9%)

### Team Defense:

- 1st in opponent red zone efficiency (44.4%)
- 2nd in opponent goal-to-go efficiency (53.3%)
- 3rd in fewest missed tackles on the rush (51)
- 4th in fewest missed tackles (103)
- t-7th in total interceptions (16)
- 8th in percent of rushes that resulted in first downs (23.3%)
- 9th in defensive total rush EPA (expected points added) (42.97)
- 9th in opponent rushes/touchdown (37.92)
- t-10th in total rushing touchdowns allowed (12)
- 12th in total rushing first downs allowed (106)
- 13th in opponent yards per rush (4.3)
- 13th in total rush yards allowed (1,956)
- 13th in opponent rush yards per game (115.1)
- 13th in successful play rate on defensive rushes (61.5%)

These Rams ranked among the league's best in the following stats in the 2022 season:

### Individual:

- DB Cobie Durant was 1st in interception return yards (151)
- QB Matthew Stafford was 4th in completion percentage (68.0%)
- WR Cooper Kupp was t-5th in longest receiving TD (75)
- WR Cooper Kupp was t-24th in receiving TDs (6)
- WR Cooper Kupp was 25th in YAC (422)
- WR Cooper Kupp was 27th in receptions (75)
- TE Tyler Higbee was 28th in YAC (404)
- DB Cobie Durant was t-28th in interceptions (3)
- LB Ernest Jones was 35th in tackles (113)
- DT Aaron Donald was t-38th in tackles for loss (10)
- LB Ernest Jones was t-47th in stops (40)



## Good Discipline



In 2021, the Rams were the third-least penalized team in the NFL with only 76 penalties called against them in the regular season for 637 yards, second-fewest. Last season, they continued that trend by having the second-fewest penalties called against them (76) for the fifth-fewest yards (655).

Team	2022 Penalties	Penalties
1. Atlanta Falcons		68
2. Los Angeles Rams		76
3. Chicago Bears		80
t-4. Los Angeles Chargers		81
t-4. Cincinnati Bengals		81

Team	2022 Penalty Yards	Penalty Yards
1. Atlanta Falcons		594
2. Cincinnati Bengals		623
3. Los Angeles Chargers		635
4. Houston Texans		644
5. Los Angeles Rams		655



## PFF Grades



### Team:

- 1st in run defense (87.0 grade)
- 2nd in tackling (88.0 grade)
- 6th in overall defense (77.5 grade)

These Rams ranked among the league's best in the following PFF Grades in the 2022 season:

### Individual:

- DT Aaron Donald was the 3rd ranked IDL (90.5)(out of 126)
- WR Cooper Kupp was the 7th ranked WR (86.3)(out of 123)
- C Brian Allen was the 17th ranked C (63.8) (out of 40)
- OT Rob Havenstein was the 27th ranked T (73.2)(out of 81)
- OT Alaric Jackson was the 35th ranked T (64.1)(out of 78)
- DT Marquise Copeland was the 39th ranked IDL (67.3)(out of 126)
- LB Ernest Jones was the 49th ranked LB (62.7)(out of 84)
- DT Michael Hoecht was the 60th ranked EDGE (65.4)(out of 119)



## Setting The Record Straight



Last season, the Rams saw several record-breaking performances:

- The Rams 98-yard touchdown drive was the longest go-ahead touchdown drive to begin in the final two minutes of a game in last 45 years (according to Elias Sports Bureau).
- TE Tyler Higbee broke the Rams single-season franchise record for receptions by a tight end (72) and became the Rams' all-time leader in touchdowns for tight ends (20).
- DB Cobie Durant became the first Rams rookie, and eighth player in NFL history, to record a sack and interception in the same game within their first two NFL games in Week 2 against the Falcons.
- RB Cam Akers was tied for first in the NFL for most touchdowns in the month of December (6). He also became the first Rams running back to have three consecutive 100+ yard rushing performances (Weeks 16,17,18) in the same season since Todd Gurley in 2015.





# 2022 Defensive Notes



## Not Missing A Beat



In 2021, the Rams ranked tied for 18th in the league in fewest missed tackles with 139 (according to PFF). Last season however, they took great strides to improve this rating, finishing the season ranked fourth in the league in fewest missed tackles with only 103.

Team	Missed Tackles 2022	Tackles	Missed Tackles
1. San Francisco 49ers		1,092	93
2. Cincinnati Bengals		1,044	98
3. New England Patriots		1,180	99
<b>4. Los Angeles Rams</b>		<b>1,139</b>	<b>103</b>
5. Pittsburgh Steelers		1,111	110
t-6. Minnesota Vikings		1,173	111
t-6. Dallas Cowboys		1,126	111
8. Washington Commanders		1,030	113
9. New York Giants		1,135	121
10. Indianapolis Colts		1,173	123



## Red Zone Ratings



Stopping teams in the red zone is key for a defense, and few defenses did it better than the Rams last season. The Rams were tied for fifth in opponents red zone touchdowns allowed and first in opponents red zone efficiency (opponent red zone touchdowns/opponent red zone trips).

Team	Opponent Red Zone Touchdowns 2022	RZTD
1. San Francisco 49ers		21
t-2. Buffalo Bills		22
t-2. New Orleans Saints		22
t-2. New York Jets		22
<b>t-5. Los Angeles Rams</b>		<b>24</b>
t-5. Denver Broncos		24

Team	Opponent Red Zone Efficiency 2022	RZEFF
<b>1. Los Angeles Rams</b>		<b>44.4%</b>
2. Buffalo Bills		44.9%
3. Baltimore Ravens		46.4%
4. New York Jets		47.8%
5. New York Giants		49.2%



## First Quarter Focus



The Rams stayed focused in the first quarter during the 2022 regular season. In 10 of the 17 games, the Rams allowed three or fewer points in the first quarter. They also allowed zero points in a first quarter four times this season.

### Opponents Scoring Three or Fewer First-Quarter Points 2021-2022 Regular Season

Week, Team	1st Quarter Points
2022 Week 17, Los Angeles	0
2022 Week 16, Denver	3
2022 Week 15, Green Bay	3
2022 Week 11, New Orleans	3
2022 Week 10, Arizona	3
2022 Week 9, Tampa Bay	3
2022 Week 8, San Francisco	0
2022 Week 6, Carolina	3
2022 Week 3, Arizona	0
2022 Week 2, Atlanta	0



## Top Tier



Last season, **the Rams defense** ranked second in the NFL in goal-to-go efficiency (53.3%), third in fewest missed tackles on the rush (51), fourth in fewest missed tackles (103), tied for seventh in total interceptions (16), and ninth in defensive total rush EPA (expected points added) (42.97). The Rams held opponents to a 44.4% red zone efficiency rate, which ranked best in the NFL.



# 2022 Defensive Notes



## The Magnificent 7 of 2022



The front seven on the defense are the backbone to any football team, but the Rams front seven was among the elite of the elite. Four players in the front seven for the Rams had a top-60 player grade according to PFF.

### Rams Front Seven PFF Player Ranking

Player (Position)	Rank
1. Aaron Donald (DT)	3rd of 126
2. Marquise Copeland (DT)	39th of 126
3. Ernest Jones (ILB)	49th of 84
4. Michael Hoecht (DT)	60th of 119

According to PFF, the Rams run defense was the best in the NFL with a 87.0 grade.



## On The Rise



**LB Ernest Jones** established himself last season as a top linebacker in the NFL and elite against the run. Jones was the 24th-highest graded linebacker against the run with a 78.8 grade last season. He ranked fifth among Rams defenders and second among linebackers against the run.

A total of 67 of his 113 tackles last season came against the run, as opposed to 2021 where he had 24 for the entire season. He also missed only three tackles all season when opponents were rushing the ball.

Through his first 32 career regular season games, Jones registered 171 total tackles. This ranks tied for eighth-most in Rams franchise history through a players first 32 career games.

### Rams Tackles Through First 32 Career Regular Season Games

Player (Position)	Tackles
1. James Laurinaitis (LB)	235
2. Alec Ogletree (LB)	230
3. T.J. McDonald (DB)	194
4. John Johnson (DB)	189
5. Adam Archuleta (DB)	185
t-6. Taylor Rapp (DB)	184
t-6. Jordan Fuller (DB)	184
t-8. <b>Ernest Jones (LB)</b>	171
t-8. Pisa Tinoisamoa (LB)	171
10. Tommy Polley (LB)	149

Last season Jones ranked second on the team in tackles (113), second in solo tackles (65), and missed only six tackles on 693 defensive snaps.



## Not Happening Here



The Rams allowed 17 passing touchdowns through 17 games last season. Only trailing to the Buffalo Bills (12).

### NFL Leaders in Least Passing Touchdowns Allowed

Team	Passing TDs Allowed
1. Buffalo Bills	12
2. Los Angeles	17

The Rams tied for third in the NFL in interceptions made throughout the regular season last year. The 19 interceptions were made by nine different Rams defenders.

### Interceptions By Team In 2021

Team	INTs Made
1. Dallas Cowboys	26
2. New England Patriots	23
3t. Los Angeles	19
3t. Buf, Ind Tied:	19

The combination of these two stats had the Rams tied in second in the NFL in margin of passing TDs allowed to INTs made, with a margin of +2.

### Passing Touchdowns Allowed to Interceptions Made Margin

Team	Passing TDs Allowed - INTs Made	(Margin)
1. Buffalo Bills	12 - 19	+7
2t. Los Angeles	17 - 19	+2
2t. Dallas Cowboys	24 - 26	+2
2t. New England Patriots	21 - 23	+2



## Stopping The Run



The Rams defense only allowed two players to eclipse the 100-yard rushing mark last season. They were one of four teams to enter Week 17 without allowing a 100-yard rusher.

### 2022 Opponent Leading Rusher vs. Rams

Week	Rushing Leader	Opponent	Rush Yards
1	Josh Allen	Buffalo Bills	56
2	Corrdarrelle Patterson	Atlanta Falcons	41
3	James Conner	Arizona Cardinals	39
4	Jeff Wilson Jr.	San Francisco 49ers	74
5	Tony Pollard	Dallas Cowboys	86
6	Christian McCaffrey	Carolina Panthers	69
7	Bye	-	-
8	Christian McCaffrey	San Francisco 49ers	94
9	Rachaad White	Tampa Bay Buccaneers	27
10	James Conner	Arizona Cardinals	69
11	Taysom Hill	New Orleans Saints	52
12	Isiah Pacheco	Kansas City Chiefs	69
13	Deejay Dallas	Seattle Seahawks	37
14	Josh Jacobs	Las Vegas Raiders	99
15	Aaron Jones	Green Bay Packers	90
16	Lataavius Murray	Denver Broncos	34
17	Austin Ekeler	Los Angeles Chargers	122
18	Kenneth Walker III	Seattle Seahawks	114





## Press Box Notice



Distribution of Game and Event Material (as defined in your credential terms) must be time-delayed and/or limited in scope, and may not under any circumstances involve, constitute, serve as a substitute for, or otherwise approximate, a play-by-play or statistical account or depiction of any NFL game or event.

Press box activities are monitored for unauthorized use. Violations of credential terms may result in removal from the press box and/or revocation of media credentials.





Los Angeles Rams

# Game Summaries

# Rams 28, Commanders 20

December 17, 2023 - SoFi Stadium - Inglewood, CA.



**Weather: 78 degrees, cloudy - Attendance 72,035 - Time 1:05 PM PST**



INGLEWOOD, Calif. – The Rams (7-7) defeated the Commanders 28-20 on Sunday at SoFi Stadium. Coupled with the Green Bay Packers' loss to the Tampa Bay Buccaneers, Los Angeles moved into a Wild Card spot, the No. 7 seed in the NFC playoff picture. Washington (4-10) trailed 20-0 early in the third quarter, and that 20-point lead for Los Angeles at first seemed sufficient enough to keep Washington at bay despite a 19-yard touchdown pass from quarterback Sam Howell to wide receiver Curtis Samuel midway through the third quarter that had cut L.A.'s advantage to 13. The Rams used a 23-yard touchdown pass from quarterback Matthew Stafford to wide receiver Demarcus Robinson to once again make it a 3-possession game early in the third quarter, with running back Kyren Williams' successful 2-point conversion carry making it 28-7 Rams with 13:25 left. However, a 29-yard touchdown pass from quarterback Jacob Brissett to wide receiver Terry McLaurin cut the Rams' lead to 14 with 7:17 to go. Nearly four minutes later, Washington was on the verge of making it a one-possession game via a 1-yard touchdown pass from Brissett to tight end Logan Thomas, but the play was negated by an offensive pass interference penalty against Thomas. A 4-yard completion from Brissett to Samuel on the ensuing third down made it 4th and 7 for the Commanders with 2:27 left. Though Brissett's 4th-down pass was incomplete, a defensive pass interference against the Rams moved the ball forward to their own 1-yard line. Left with 4th and goal at the Rams 3 as their last gasp, Brissett threw a 3-yard touchdown pass to Samuel, but the ensuing extra point attempt was blocked by Rams defensive back Cobie Durant to make it 28-20 Rams with 1:46 remaining. However, the ensuing onside kick was swapped out of bounds by wide receiver Cooper Kupp, and the Rams were able to withstand the late rally to hold on for the victory. Stafford completed 25 of 33 pass attempts for 258 yards and two touchdowns; his first passing touchdown moved him into 8th all time in franchise history with 71, passing Vince Ferragamo's 70. Kupp had 8 catches for 111 yards and 1 touchdown, while running back Kyren Williams posted his fifth 100-yard game of the season (26 carries, 151 yards, 1 touchdown), most such games in a single season since Todd Gurley had 6 in 2018. Here is the complete game recap, presented by the movie Migration: The Rams turned a 3-and-out by the Commanders on the opening series into a chip-shot field goal by Lucas Havrisik for an early 3-0 lead. In position to add to their 3-point lead midway through the second quarter, the Rams lost possession after Williams lost a fumble at the Commanders 9-yard line. However, Washington went 3-and-out on the ensuing series and was forced to punt. Williams' 1-yard touchdown run with 2:19 left in the second quarter gave Los Angeles a 10-0 lead. Williams' second lost fumble – this time with 1:18 remaining – gave Washington the ball back at its own 39, but a big third-down sack by L.A. linebacker Ernest Jones IV forced it to punt nearly 40 seconds later. A bad snap on that punt gave the Rams the ball at the Commanders 15 with 34 seconds left, and the Rams turned it into a 27-yard field goal by Havrisik for a 13-0 halftime lead. Stafford's 62-yard touchdown pass to Kupp early in the third quarter extended Los Angeles' lead to 20-0. A 19-yard touchdown pass from quarterback Sam Howell to wide receiver Curtis Samuel cut the Rams' lead to 13 with 6:25 left in the third quarter, on a drive that was kept alive by a 17-yard completion from Howell to wide receiver Terry McLaurin on 4th down earlier in the possession. Still, the Rams regained some distance via Stafford's 23-yard touchdown pass to Robinson for a 28-7 lead early in the fourth quarter. Two plays later, defensive back John Johnson III intercepted a Howell pass tipped by linebacker Christian Rozeboom. Los Angeles was unable to convert the takeaway into points, though, after Havrisik missed a 43-yard field goal attempt wide right on the ensuing drive. Brissett's pair of fourth-quarter touchdown passes made it a one-possession game late, cutting the Rams' lead to 28-21 with under 2 minutes remaining. But the ensuing onside kick was knocked out of bounds by Kupp, and the Rams were able to run out the remaining clock to secure the win.



## Starting Lineups



### Washington Commanders

WR 1	J. Dotson	DE 95	C. Toohill
WR 4	C. Samuel	DE 55	K. Henry
LT 72	C. Leno	DT 94	D. Payne
LG 75	C. Paul	DT 93	J. Allen
C 69	T. Larsen	LB 47	K. Hudson
RG 76	S. Cosmi	LB 57	C. Barton
RT 71	A. Wylie	CB 29	K. Fuller
TE 87	J. Bates	CB 25	B.St-Juste
WR 17	T. McLaurin	DB 20	J. Martin
QB 14	S. Howell	SS 31	K. Curl
RB 24	A. Gibson	FS 35	P. Butler

### Los Angeles Rams

WR 17	P. Nacua	DE 92	J. Williams
TE 89	T. Higbee	NT 95	B. Brown
LT 77	A. Jackson	DT 99	A. Donald
LG 73	S. Avila	OLB 97	M. Hoecht
C 65	C. Shelton	OLB 0	B. Young
RG 69	K. Dotson	ILB 53	E. Jones
RT 79	J. Noteboom	DB 37	Q. Lake
WR 10	C. Kupp	CB 1	D. Kendrick
WR 15	D. Robinson	CB 44	A. Witherspoon
QB 9	M. Stafford	S 4	J. Fuller
RB 23	K. Williams	S 43	J. Johnson

**LOS ANGELES SUBSTITUTIONS:** DB 2 R.Yeast, DB 6 T.Tomlinson, K 8 L.Havrisik, DB 14 C.Durant, WR 18 B.Skowronek, RB 21 Z.Evans, RB 24 R.Freeman, DB 25 J.Taylor, OLB 31 N.Hampton, LB 35 J.Hummel, P 42 E.Evans, LS 46 C.Tinker, DT 52 L.Murchison, OL 55 B.Allen, LB 56 C.Rozeboom, ILB 59 T.Reeder, OL 72 T.Anchrum, WR 81 A.Trammell, TE 87 D.Allen, TE 88 B.Hopkins, DE 90 E.Brown, NT 91 K.Turner, OLB 96 K.Thomas

**LOS ANGELES DID NOT PLAY:** QB 11 C.Wentz, WR 16 T.Johnson, OL 71 W.McClendon

**LOS ANGELES NOT ACTIVE:** WR 5 T.Atwell, OLB 32 O.Mathis, DB 38 S.Jolly, OL 79 R.Havenstein, DE 94 D.Johnson



## Scoring Summaries



Team	Qtr	Time	Play Description (Extra Point) (Drive Info)	Visitor	Home
Rams	1	7:39	L.Havrisik 22 yd. Field Goal (11-77, 6:32)	0	3
Rams	2	2:19	K.Williams 1 yd. run (L.Havrisik kick) (10-53, 5:11)	0	10
Rams	2	0:03	L.Havrisik 27 yd. Field Goal (6-6, 0:31)	0	13
Rams	3	14:07	C.Kupp 62 yd. pass from M.Stafford (L.Havrisik kick) (2-75, 0:53)	0	20
Commanders	3	6:25	C.Samuel 19 yd. pass from S.Howell (J.Slye kick) (7-48, 2:48)	7	20
Rams	4	13:25	D.Robinson 23 yd. pass from M.Stafford (K.Williams run) (5-51, 1:51)	7	28
Commanders	4	7:17	T.McLaurin 29 yd. pass from J.Brissett (J.Slye kick) (5-67, 1:48)	14	28
Commanders	4	1:46	C.Samuel 3 yd. pass from J.Brissett (kick blocked) (9-65, 3:17)	20	28

Paid Attendance: 72,035

Time: 3:08



### Final Team Statistics



	Visitor Commanders	Home Rams		
<b>TOTAL FIRST DOWNS</b>	14	23	<b>TOTAL RETURN YARDAGE (Not Including Kickoffs)</b>	15      6
By Rushing	3	12	No. and Yards Punt Returns	1-15      1-4
By Passing	9	10	No. and Yards Kickoff Returns	3-63      0-0
By Penalty	2	1	No. and Yards Interception Returns	0-0      1-2
<b>THIRD DOWN EFFICIENCY</b>	3-14-21.4%	9-16-56.3%	<b>PENALTIES Number and Yards</b>	3-28      5-36
<b>FOURTH DOWN EFFICIENCY</b>	3-5-60.0%	0-0-0.0%	<b>FUMBLES Number and Lost</b>	1-0      2-2
<b>TOTAL NET YARDS</b>	297	445	<b>TOUCHDOWNS</b>	3      3
Total Offensive Plays (inc. times thrown passing)	58	73	Rushing	0      1
Average gain per offensive play	5.1	6.1	Passing	3      2
<b>NET YARDS RUSHING</b>	79	196	<b>EXTRA POINTS Made-Attempts</b>	2-3      3-3
Total Rushing Plays	21	37	Kicking Made-Attempts	2-3      2-2
Average gain per rushing play	3.8	5.3	Rushing Made-Attempts	0-0      1-1
Tackles for a loss-number and yards	2-4	1-3	<b>FIELD GOALS Made-Attempts</b>	0-0      2-3
<b>NET YARDS PASSING</b>	218	249	<b>RED ZONE EFFICIENCY</b>	2-3-67%      1-3-33%
Times thrown -yards lost attempting to pass	1-8	3-9	<b>GOAL TO GO EFFICIENCY</b>	1-1-100%      1-3-33%
Gross yards passing	226	258	<b>SAFETIES</b>	0      0
<b>PASS ATTEMPTS-COMPLETIONS-HAD INTERCEPTED</b>	36-19-1	33-25-0	<b>FINAL SCORE</b>	20      28
Avg gain per pass play (inc. fl thrown passing)	5.9	6.8	<b>TIME OF POSSESSION</b>	24:07      35:53
<b>KICKOFFS Number-In End Zone-Touchbacks</b>	4-3-3	6-5-3		
<b>PUNTS Number and Average</b>	5-40.8	3-44.7		
Had Blocked	0	0		
<b>FGs - PATs Had Blocked</b>	0-1	0-0		
<b>Net Punting Average</b>	39.6	36.7		



### Final Individual Statistics



<b>RUSHING</b>	ATT	YDS	AVG	LG	TD
C.Rodriguez	10	35	3.5	11	0
S.Howell	3	22	7.3	13	0
A.Gibson	4	15	3.8	8	0
J.Brissett	2	9	4.5	9	0
T.Way	1	0	0.0	0	0
J.Williams	1	-2	-2.0	-2	0
Total	21	79	3.8	13	0

<b>PASSING</b>	ATT	CMP	YDS	SK/YD	TD	LG	IN	RT
S.Howell	26	11	102	1/8	1	24	1	50.5
J.Brissett	10	8	124	0/0	2	48	0	157.9
Total	36	19	226	1/8	3	48	1	88.4

<b>PASS RECEIVING</b>	TAR	REC	YDS	AVG	LG	TD
T.McLaurin	12	6	141	23.5	48	1
C.Samuel	9	5	41	8.2	19	2
A.Gibson	5	5	20	4.0	8	0
J.Dotson	1	1	12	12.0	12	0
L.Thomas	3	1	7	7.0	7	0
B.Pringle	1	1	5	5.0	5	0
J.Williams	1	0	0	0.0	0	0
J.Bates	1	0	0	0.0	0	0
D.Brown	1	0	0	0.0	0	0
Total	34	19	226	11.9	48	3

<b>INTERCEPTIONS</b>	NO	YDS	AVG	LG	TD
Total	0	0	0	0	0

<b>PUNTING</b>	NO	YDS	AVG	NET	TB	IN20	LG
T.Way	5	203	40.6	39.8	0	2	50
Total	5	203	40.6	39.8	0	2	50

<b>PUNT RETURNS</b>	NO	YDS	AVG	FC	LG	TD
J.Crowder	1	15	15.0	1	15	0
[DOWNED]	1	0	0.0	0	0	0
Total	1	15	15.0	1	15	0

<b>KICKOFF RETURNS</b>	NO	YDS	AVG	FC	LG	TD
B.Pringle	2	53	26.5	0	28	0
J.Bates	1	10	10.0	0	10	0
[TOUCHBACK]	3	0	0.0	0	0	0
Total	3	63	21.0	0	28	0

<b>RUSHING</b>	ATT	YDS	AVG	LG	TD
K.Williams	27	152	5.6	27	1
D.Robinson	1	23	23.0	23	0
R.Freeman	6	16	2.7	4	0
P.Nacua	2	3	1.5	2	0
M.Stafford	1	2	2.0	2	0
Total	37	196	5.3	27	1

<b>PASSING</b>	ATT	CMP	YDS	SK/YD	TD	LG	IN	RT
M.Stafford	33	25	258	3/9	2	62	0	118.0
Total	33	25	258	3/9	2	62	0	118.0

<b>PASS RECEIVING</b>	TAR	REC	YDS	AVG	LG	TD
C.Kupp	8	8	111	13.9	62	1
P.Nacua	8	5	50	10.0	18	0
K.Williams	7	5	3	0.6	7	0
T.Higbee	5	4	36	9.0	14	0
D.Robinson	3	2	44	22.0	23	1
D.Allen	1	1	14	14.0	14	0
Total	32	25	258	10.3	62	2

<b>INTERCEPTIONS</b>	NO	YDS	AVG	LG	TD
J.Johnson	1	2	2.0	2	0
Total	1	2	2.0	2	0

<b>PUNTING</b>	NO	YDS	AVG	NET	TB	IN20	LG
E.Evans	3	134	44.7	39.7	0	1	54
Total	3	134	44.7	39.7	0	1	54

<b>PUNT RETURNS</b>	NO	YDS	AVG	FC	LG	TD
A.Trammell	1	4	4.0	3	4	0
[DOWNED]	1	0	0.0	0	0	0
Total	1	4	4.0	3	4	0

<b>KICKOFF RETURNS</b>	NO	YDS	AVG	FC	LG	TD
[OUT OF BOUNDS]	1	0	0.0	0	0	0
[TOUCHBACK]	3	0	0.0	0	0	0
Total	0	0	0.0	0	0	0



# Final Defensive Statistics



Washington Commanders	Regular Defensive Plays												Special Teams					Misc				
	TKL	AST	COMB	SK	/	YDS	TFL	Q	IN	PD	FF	FR	TKL	AST	FF	FR	BL	TKL	AST	FF	FR	
K.Hudson	8	6	14	0	0	1	0	0	0	0	0	0	0	0	0	0	0	0	0	0	0	0
C.Barton	5	8	13	0	0	0	0	0	0	0	0	0	0	0	0	0	0	0	0	0	0	0
K.Fuller	5	6	11	0	0	1	0	0	0	0	0	1	0	0	0	0	0	0	0	0	0	0
J.Martin	7	3	10	1	0	0	1	0	0	0	0	0	0	0	0	0	0	0	0	0	0	0
P.Butler	1	8	9	0	0	0	0	0	0	0	1	0	0	0	0	0	0	0	0	0	0	0
K.Henry	4	1	5	0	0	1	0	0	0	0	0	0	0	0	0	0	0	0	0	0	0	0
K.Curl	1	4	5	0	0	0	0	0	0	0	0	1	0	0	0	0	0	0	0	0	0	0
C.Toohill	3	1	4	0	0	0	0	0	0	0	0	0	0	0	0	0	0	0	0	0	0	0
J.Allen	1	3	4	0	0	1	1	0	0	0	0	0	0	0	0	0	0	0	0	0	0	0
D.Payne	2	1	3	2	9	2	3	0	0	0	0	0	0	0	0	0	0	0	0	0	0	0
B.St-Juste	1	2	3	0	0	0	0	0	1	1	0	0	0	0	0	0	0	0	0	0	0	0
J.Ridgeway	1	2	3	0	0	0	0	0	0	0	0	0	0	0	0	0	0	0	0	0	0	0
J.Harris	1	1	2	0	0	0	1	0	0	0	0	0	0	0	0	0	0	0	0	0	0	0
P.Mathis	0	2	2	0	0	0	0	0	0	0	0	0	0	0	0	0	0	0	0	0	0	0
A.Jones	0	1	1	0	0	0	0	0	1	0	0	0	0	0	0	0	0	0	0	0	0	0
C.Holmes	0	0	0	0	0	0	0	0	0	0	0	0	0	1	0	0	0	0	0	0	0	0
D.Brown	0	0	0	0	0	0	0	0	0	0	0	0	0	1	0	0	0	0	0	0	0	0
T.McLaurin	0	0	0	0	0	0	0	0	0	0	0	0	0	0	0	0	0	1	0	0	0	0
T.Way	0	0	0	0	0	0	0	0	0	0	0	0	0	0	0	0	0	0	0	0	0	1
<b>Total</b>	<b>40</b>	<b>49</b>	<b>89</b>	<b>3</b>	<b>9</b>	<b>6</b>	<b>6</b>	<b>0</b>	<b>2</b>	<b>2</b>	<b>2</b>	<b>2</b>	<b>0</b>	<b>2</b>	<b>0</b>	<b>0</b>	<b>0</b>	<b>1</b>	<b>0</b>	<b>0</b>	<b>0</b>	<b>1</b>

TKL = Tackle AST = Assist COMB = Combined QH=QB Hit IN = Interception PD = Pass Defense FF = Forced Fumble FR = Fumble Recovery

Los Angeles Rams	Regular Defensive Plays												Special Teams					Misc				
	TKL	AST	COMB	SK	/	YDS	TFL	QH	IN	PD	FF	FR	TKL	AST	FF	FR	BL	TKL	AST	FF	FR	
E.Jones	2	5	7	1	8	2	1	0	1	0	0	0	0	0	0	0	0	0	0	0	0	0
C.Rozeboom	4	1	5	0	0	0	1	0	1	0	0	0	0	0	0	0	0	0	0	0	0	0
Q.Lake	4	1	5	0	0	0	0	0	2	0	0	0	0	0	0	0	0	0	0	0	0	0
J.Fuller	2	3	5	0	0	0	0	0	0	0	0	0	0	0	0	0	0	0	0	0	0	0
D.Kendrick	4	0	4	0	0	0	0	0	0	0	0	0	0	0	0	0	0	0	0	0	0	0
B.Brown	2	2	4	0	0	1	0	0	0	0	0	0	0	0	0	0	0	0	0	0	0	0
M.Hoecht	3	0	3	0	0	0	0	0	1	0	0	0	0	0	0	0	0	0	0	0	0	0
J.Johnson	2	1	3	0	0	0	0	1	1	0	0	0	0	0	0	0	0	0	0	0	0	0
B.Young	1	2	3	0	0	0	0	0	0	0	0	0	0	0	0	0	0	0	0	0	0	0
A.Donald	1	2	3	0	0	0	0	0	0	0	0	0	0	0	0	0	0	0	0	0	0	0
J.Williams	2	0	2	0	0	0	0	0	0	0	0	0	0	0	0	0	0	0	0	0	0	0
R.Yeast	1	0	1	0	0	0	0	0	0	0	0	0	0	0	0	0	0	0	0	0	0	0
K.Turner	0	1	1	0	0	0	1	0	0	0	0	0	0	0	0	0	0	0	0	0	0	0
L.Murchison	0	1	1	0	0	0	0	0	0	0	0	0	0	0	0	0	0	0	0	0	0	0
K.Thomas	0	0	0	0	0	0	1	0	0	0	0	0	0	0	0	0	0	0	0	0	0	0
A.Witherspoon	0	0	0	0	0	0	0	0	2	0	0	0	0	0	0	0	0	0	0	0	0	0
N.Hampton	0	0	0	0	0	0	0	0	1	0	0	0	0	0	0	0	0	0	0	0	0	0
B.Skowronek	0	0	0	0	0	0	0	0	0	0	0	0	3	0	0	0	0	0	0	0	0	0
T.Reeder	0	0	0	0	0	0	0	0	0	0	0	0	1	0	0	0	0	0	0	0	0	0
C.Durant	0	0	0	0	0	0	0	0	0	0	0	0	0	0	0	0	1	0	0	0	0	0
<b>Total</b>	<b>28</b>	<b>19</b>	<b>47</b>	<b>1</b>	<b>8</b>	<b>3</b>	<b>4</b>	<b>1</b>	<b>9</b>	<b>0</b>	<b>0</b>	<b>0</b>	<b>4</b>	<b>0</b>	<b>0</b>	<b>0</b>	<b>1</b>	<b>0</b>	<b>0</b>	<b>0</b>	<b>0</b>	<b>0</b>

# Rams 31, Ravens 37

December 10, 2023 - M&T Stadium - Baltimore, MD.



Weather: 57 degrees, rain - Attendance 70,492 - Time 10:02 AM PST



BALTIMORE – The Rams (6-7) fell to the Ravens 37-31 in overtime on Sunday at M&T Bank Stadium, with Baltimore wide receiver Tylan Wallace's walk-off, 76-yard punt return for a touchdown the difference in the extra period. Trailing 23-22 midway through the fourth quarter, quarterback Matthew Stafford fired a 5-yard touchdown pass to wide receiver Demarcus Robinson to give Los Angeles a 28-23 lead with 4:41 remaining after the ensuing 2-point attempt was unsuccessful. The Ravens (10-3) responded with a 21-yard touchdown pass from quarterback Lamar Jackson to wide receiver Zay Flowers, who also caught the ensuing 2-point attempt to give the Ravens a 31-28 lead with 1:16 remaining. Highlighted by a 19-yard completion to Robinson and 34-yard completion to wide receiver Cooper Kupp, Stafford on the ensuing drive marched the Rams to the Ravens 18-yard line with 22 seconds left. Helped by Robinson breaking up a near-pick by Ravens cornerback Marlon Humphrey in the endzone, the Rams were able to settle for a 36-yard field goal by Lucas Havrisik with 7 seconds left to force overtime. Both teams traded 3-and-outs at the onset of overtime; the Rams' punt after theirs being what Wallace took the distance. Wallace was returning the punt because Baltimore's regular punt returner, wide receiver Devin Duvernay, had been ruled out with a back injury. Stafford finished 23 of 41 passing for 294 yards and 3 touchdowns in the loss, which ended a 3-game win streak for L.A. Kupp had 8 catches for 115 yards and 1 touchdown. Here is the complete recap: The Rams leaned heavily on the run on their first offensive series, calling nine consecutive run plays – including a jet sweep to Puka Nacua – to make their way to the Ravens 9-yard line. However, after three consecutive incompletions by Stafford, they were forced to settle for a 27-yard field goal to gain an 3-0 lead late in the first quarter. Williams had 43 rushing yards on 7 carries on that drive alone, which lasted a little over 5 and a half minutes. After punting on their first two possessions, the Ravens got on the board via a 54-yard touchdown pass from Jackson to a wide-open tight end Isaiah Likely down the left sideline for a 7-3 lead by the end of the first quarter. Thanks to an impressive sideline catch by Demarcus Robinson – plus an extra 15 yards via an unnecessary roughness penalty against Baltimore – Los Angeles was able to answer with a 6-yard touchdown pass from Stafford to Kupp to regain the lead 10-7 early in the second quarter. However, the Ravens had a response of their own with a 46-yard touchdown pass from Jackson to wide receiver Odell Beckham Jr. to regain the lead 14-10 with 9:40 left in the second quarter. The Rams answered again, this time with a 7-yard touchdown pass from Stafford to tight end Davis Allen to regain the lead 17-14 with 5 minutes left in the first half. On the ensuing series, defensive back Ahkello Witherspoon's interception and 17-yard return put the Rams at midfield with a chance to build their lead. Los Angeles turned the takeaway into a 51-yard field goal by Havrisik to extend their lead to 20-14 with 1:45 left in the first half. The Ravens added a 31-yard field goal by kicker Justin Tucker to cut the Rams' lead to three at halftime. A 47-yard Tucker field goal tied the game 20-20 with 10:02 left in the third quarter. Jackson kicked the ball out of the endzone after an aborted snap – and with Rams defensive tackle Aaron Donald giving chase – gave the Rams the lead again 22-20 with 5:54 left in the third quarter. However, the Rams were forced to punt after back-to-back negative plays from the Ravens 29-yard line. Tucker's 33-yard field goal with 11:25 left in the fourth quarter regained the lead for the Ravens 23-22. On the ensuing series, wide receiver Puka Nacua dropped what would've been a big gain for a first down over the middle and the Rams were forced to punt two plays later. Nacua made up for it later, though, with an incredible 23-yard diving catch that set up the go-ahead, late-fourth-quarter touchdown from Stafford to Robinson to give the Rams a 28-23 lead. Jackson's 21-yard passing touchdown gave the Ravens the lead back 31-28, but Havrisik's 33-yard field goal attempt with 7 seconds left allowed the Rams to force overtime. The Rams were forced to punt on their lone possession of overtime, and it was that punt Wallace took back for a touchdown to snap the Rams' 3-game losing streak.



## Starting Lineups



### Baltimore Ravens

WR 4	Z. Flowers	DT 92	J. Madubuike
FB 42	P. Ricard	NT 58	M. Pierce
TE 88	C. Kolar	ILB 0	R. Smith
LT 79	R. Stanley	ILB 6	P. Queen
LG 76	J. Simpson	OLB 99	O. Oweh
C 64	T. Linderbaum	OLB 24	J. Clowney
RG 70	K. Zeidler	CB 21	B. Stephens
RT 78	M. Moses	CB 44	M. Humphrey
WR 7	R. Bateman	S 14	K. Hamilton
QB 8	L. Jackson	S 26	G. Stone
RB 35	G. Edwards	S 32	M. Williams

### Los Angeles Rams

WR 17	P. Nacua	DE 92	J. Williams
TE 84	H. Long	NT 95	B. Brown
LT 77	A. Jackson	DT 99	A. Donald
LG 73	S. Avila	OLB 97	M. Hoecht
C 65	C. Shelton	OLB 0	B. Young
RG 69	K. Dotson	ILB 59	T. Reeder
RT 79	R. Havenstein	ILB 53	E. Jones
WR 10	C. Kupp	DB 43	J. Johnson
WR 5	T. Atwell	CB 1	D. Kendrick
QB 9	M. Stafford	CB 44	A. Witherspoon
RB 23	K. Williams	S 4	J. Fuller

**LOS ANGELES SUBSTITUTIONS:** DB 2 R.Yeast, DB 6 T.Tomlinson, K 8 L.Havrisik, DB 14 C.Durant, WR 15 D.Robinson, WR 18 B.Skowronek, RB 21 Z.Evans, RB 24 R.Freeman, DB 25 J.Taylor, OLB 31 N.Hampton, LB 35 J.Hummel, DB 38 S.Jolly, P 42 E.Evans, LS 47 A.Ward, DT 52 L.Murchison, OL 55 B.Allen, LB 56 C.Rozeboom, OL 70 J.Noteboom, OL 72 T.Anchrum, WR 81 A.Trammell, TE 87 D.Allen, TE 88 B.Hopkins, NT 91 K.Turner, DE 94 D.Johnson, OLB 96 K.Thomas

**LOS ANGELES DID NOT PLAY:** QB 11 C.Wentz

**LOS ANGELES NOT ACTIVE:** K 3 M.Crosby, OLB 32 O.Mathis, DB 37 Q.Lake, OL 71 W.McClendon, TE 89 T.Higbee, DE 90 E.Brown



## Scoring Summaries



Team	Qtr	Time	Play Description (Extra Point) (Drive Info)	Visitor	Home
Rams	1	5:35	L.Havrisik 27 yd. Field Goal (13-67, 6:01)	3	0
Ravens	1	0:25	I.Likely 54 yd. pass from L.Jackson (J.Tucker kick) (3-66, 1:29)	3	7
Rams	2	12:01	C.Kupp 6 yd. pass from M.Stafford (L.Havrisik kick) (7-75, 3:24)	10	7
Ravens	2	9:40	O.Beckham 46 yd. pass from L.Jackson (J.Tucker kick) (5-75, 2:21)	10	14
Rams	2	5:00	D.Allen 7 yd. pass from M.Stafford (L.Havrisik kick) (9-75, 4:40)	17	14
Rams	2	1:45	L.Havrisik 51 yd. Field Goal (7-18, 3:01)	20	14
Ravens	2	0:09	J.Tucker 31 yd. Field Goal (12-62, 1:36)	20	17
Ravens	3	10:02	J.Tucker 47 yd. Field Goal (8-49, 3:32)	20	20
Rams	3	5:54	T.Linderbaum fumble out of bounds in end zone for a Safety	22	20

Ravens	4	11:17	J.Tucker 33 yd. Field Goal (12-65, 5:48)	22	23
Rams	4	4:41	D.Robinson 5 yd. pass from M.Stafford (pass failed) (8-85, 3:20)	28	23
Ravens	4	1:16	Z.Flowers 21 yd. pass from L.Jackson (L.Jackson-Z.Flowers pass) (13-75, 3:25)	28	31
Rams	4	0:07	L.Havrisik 36 yd. Field Goal (7-57, 1:09)	31	31
Ravens	5	7:42	T.Wallace 76 yd. punt return	31	37



## Final Team Statistics



	Visitor Rams	Home Ravens		6-51.8	4-47.8
<b>TOTAL FIRST DOWNS</b>	24	23	<b>PUNTS Number and Average</b>		
By Rushing	5	6	Had Blocked	0	0
By Passing	14	17	<b>FGs - PATs Had Blocked</b>	0-0	0-0
By Penalty	5	0	<b>Net Punting Average</b>	30.3	45.5
<b>THIRD DOWN EFFICIENCY</b>	8-16-37.5%	4-12-33.3%	<b>TOTAL RETURN YARDAGE (Not Including Kickoffs)</b>	26	109
<b>FOURTH DOWN EFFICIENCY</b>	0-0-0.0%	0-0-0.0%	No. and Yards Punt Returns	3-9	4-109
<b>TOTAL NET YARDS</b>	410	449	No. and Yards Kickoff Returns	1-22	1-21
Total Offensive Plays (inc. times thrown passing)	73	71	No. and Yards Interception Returns	1-17	0-0
Average gain per offensive play	5.6	6.3	<b>PENALTIES Number and Yards</b>	5-34	7-79
<b>NET YARDS RUSHING</b>	128	139	<b>FUMBLES Number and Lost</b>	2-0	1-0
Total Rushing Plays	30	23	<b>TOUCHDOWNS</b>	3	4
Average gain per rushing play	4.3	5.3	Rushing	0	0
Touches for a loss number and yards	3-6	1-1	Passing	3	3
<b>NET YARDS PASSING</b>	282	310	Punt Returns	0	1
Times thrown - yards lost attempting to pass	2-12	2-6	<b>EXTRA POINTS Made-Attempts</b>	2-3	3-3
Gross yards passing	294	316	Kicking Made-Attempts	2-2	2-2
<b>PASS ATTEMPTS-COMPLETIONS-HAD INTERCEPTED</b>	41-23-0	43-24-1	Passing Made-Attempts	0-1	1-1
Avg gain per pass play (inc. # thrown passing)	6.6	6.9	<b>FIELD GOALS Made-Attempts</b>	3-3	3-3
<b>KICKOFFS Number-In End Zone-Touchbacks</b>	8-8-7	8-7-7	<b>RED ZONE EFFICIENCY</b>	3-5-60%	1-3-33%
			<b>GOAL TO GO EFFICIENCY</b>	3-4-75%	0-0-0%
			<b>SAFETIES</b>	1	0
			<b>FINAL SCORE</b>	31	37
			<b>TIME OF POSSESSION</b>	34:35	27:43



## Final Individual Statistics



RUSHING	ATT	YDS	AVG	LG	TD
L.Jackson	11	70	6.4	15	0
K.Mitchell	9	54	6.0	27	0
G.Edwards	6	15	2.5	5	0
Total	26	139	5.3	27	0

PASSING	ATT	CMP	YDS	SK/YD	TD	LG	IN	RT
L.Jackson	43	24	316	2/5	3	54	1	92.8
Total	43	24	316	2/5	3	54	1	92.8

PASS RECEIVING	TAR	REC	YDS	AVG	LG	TD
Z.Flowers	10	6	60	10.0	21	1
I.Likely	7	5	83	16.6	54	1
N.Agholor	5	5	32	6.4	12	0
O.Beckham	10	4	97	24.3	46	1
R.Bateman	4	2	24	12.0	14	0
J.Hill	2	1	12	12.0	12	0
K.Mitchell	2	1	8	8.0	8	0
Total	40	24	316	13.2	54	3

INTERCEPTIONS	NO	YDS	AVG	LG	TD
Total	0	0	0	0	0

PUNTING	NO	YDS	AVG	NET	TB	IN20	LG
J.Stout	4	191	47.8	45.5	0	2	51
Total	4	191	47.8	45.5	0	2	51

PUNT RETURNS	NO	YDS	AVG	FC	LG	TD
T.Wallace	3	95	31.7	1	76	1
D.Duverney	1	14	14.0	0	14	0
[TOUCHBACK]	1	0	0.0	0	0	0
Total	4	109	27.3	1	76	1

KICKOFF RETURNS	NO	YDS	AVG	FC	LG	TD
D.Duverney	1	21	21.0	0	21	0
[TOUCHBACK]	7	0	0.0	0	0	0
Total	1	21	21.0	0	21	0

RUSHING	ATT	YDS	AVG	LG	TD
K.Williams	25	114	4.6	14	0
R.Freeman	3	9	3.0	3	0
P.Nacua	1	6	6.0	6	0
M.Stafford	1	-1	-1.0	-1	0
Total	30	128	4.3	14	0

PASSING	ATT	CMP	YDS	SK/YD	TD	LG	IN	RT
M.Stafford	41	23	294	2/12	3	34	0	103.1
Total	41	23	294	2/12	3	34	0	103.1

PASS RECEIVING	TAR	REC	YDS	AVG	LG	TD
C.Kupp	10	8	115	14.4	34	1
P.Nacua	8	5	84	16.8	34	0
D.Allen	5	4	50	12.5	21	1
D.Robinson	10	3	46	15.3	22	1
K.Williams	4	3	-1	-0.3	9	0
T.Atwell	1	0	0	0.0	0	0
Total	38	23	294	12.8	34	3

INTERCEPTIONS	NO	YDS	AVG	LG	TD
A.Witherspoon	1	17	17.0	17	0
Total	1	17	17.0	17	0

PUNTING	NO	YDS	AVG	NET	TB	IN20	LG
E.Evans	6	311	51.8	30.3	1	1	59
Total	6	311	51.8	30.3	1	1	59

PUNT RETURNS	NO	YDS	AVG	FC	LG	TD
A.Trammell	3	9	3.0	1	5	0
Total	3	9	3.0	1	5	0

KICKOFF RETURNS	NO	YDS	AVG	FC	LG	TD
A.Trammell	1	22	22.0	0	22	0
[TOUCHBACK]	7	0	0.0	0	0	0
Total	1	22	22.0	0	22	0



# Final Defensive Statistics



Los Angeles Rams	Regular Defensive Plays											Special Teams					Misc				
	TKL	AST	COMB	SK	/ YDS	TFL	Q	IN	PD	FF	FR	TKL	AST	FF	FR	BL	TKL	AST	FF	FR	
E.Jones	7	3	10	1	0	0	1	0	1	0	0	0	0	0	0	0	0	0	0	0	0
J.Johnson	7	1	8	0	0	0	0	0	0	0	0	0	0	0	0	0	0	0	0	0	0
M.Hoecht	4	3	7	0	0	0	0	0	0	0	0	0	0	0	0	0	0	0	0	0	0
J.Fuller	5	0	5	0	0	0	0	0	0	0	0	0	0	0	0	0	0	0	0	0	0
A.Witherspoon	4	0	4	0	0	0	0	1	1	0	0	0	0	0	0	0	0	0	0	0	0
B.Brown	3	0	3	0	0	0	0	0	0	0	0	0	0	0	0	0	0	0	0	0	0
D.Kendrick	3	0	3	0	0	0	0	0	0	0	0	0	0	0	0	0	0	0	0	0	0
R.Yeast	3	0	3	0	0	0	0	0	0	0	0	0	0	0	0	0	0	0	0	0	0
B.Young	2	0	2	1	6	1	1	0	0	0	0	0	0	0	0	0	0	0	0	0	0
J.Williams	1	1	2	0	0	0	0	0	0	0	0	0	0	0	0	0	0	0	0	0	0
C.Durant	1	1	2	0	0	0	0	0	0	0	0	0	0	0	0	0	0	0	0	0	0
C.Rozeboom	1	1	2	0	0	1	0	0	0	0	0	0	0	0	0	0	0	0	0	0	0
T.Reeder	1	0	1	0	0	0	0	0	0	0	0	0	0	0	0	0	0	0	0	0	0
K.Turner	0	1	1	0	0	0	2	0	0	0	0	0	0	0	0	0	0	0	0	0	0
N.Hampton	0	1	1	0	0	0	0	0	0	0	0	0	0	0	0	0	0	0	0	0	0
K.Thomas	0	0	0	0	0	0	1	0	0	0	0	0	0	0	0	0	0	0	0	0	0
A.Donald	0	0	0	0	0	0	0	0	1	0	0	0	0	0	0	0	0	0	0	0	0
B.Skowronek	0	0	0	0	0	0	0	0	0	0	0	2	0	0	0	0	0	0	0	0	0
J.Hummel	0	0	0	0	0	0	0	0	0	0	0	1	0	0	0	0	0	0	0	0	0
T.Tomlinson	0	0	0	0	0	0	0	0	0	0	0	1	0	0	0	0	0	0	0	0	0
A.Trammell	0	0	0	0	0	0	0	0	0	0	0	0	0	0	2	0	0	0	0	0	0
<b>Total</b>	<b>42</b>	<b>12</b>	<b>54</b>	<b>2</b>	<b>6</b>	<b>2</b>	<b>5</b>	<b>1</b>	<b>3</b>	<b>0</b>	<b>0</b>	<b>4</b>	<b>0</b>	<b>0</b>	<b>2</b>	<b>0</b>	<b>0</b>	<b>0</b>	<b>0</b>	<b>0</b>	<b>0</b>

TKL = Tackle AST = Assist COMB = Combined QH=QB Hit IN = Interception PD = Pass Defense FF = Forced Fumble FR = Fumble Recovery

Baltimore Ravens	Regular Defensive Plays											Special Teams					Misc				
	TKL	AST	COMB	SK	/ YDS	TFL	QH	IN	PD	FF	FR	TKL	AST	FF	FR	BL	TKL	AST	FF	FR	
R.Smith	5	5	10	0	0	2	1	0	0	0	0	0	0	0	0	0	0	0	0	0	0
J.Madubuike	5	2	7	1	8	1	5	0	0	0	0	0	0	0	0	0	0	0	0	0	0
K.Hamilton	4	3	7	0	0	1	0	0	0	0	0	0	0	0	0	0	0	0	0	0	0
B.Stephens	5	1	6	0	0	1	0	0	0	0	0	0	0	0	0	0	0	0	0	0	0
G.Stone	5	1	6	0	0	0	0	0	0	0	0	0	0	0	0	0	0	0	0	0	0
P.Queen	3	3	6	0	0	0	0	0	0	0	0	0	0	0	0	0	0	0	0	0	0
M.Williams	5	0	5	0	0	0	0	0	1	0	0	0	0	0	0	0	0	0	0	0	0
M.Humphrey	3	1	4	0	0	0	1	0	1	0	0	0	0	0	0	0	0	0	0	0	0
K.Van Noy	3	1	4	0	0	2	0	0	1	0	0	0	0	0	0	0	0	0	0	0	0
J.Clowney	0	3	3	0	0	0	0	0	0	0	0	0	0	0	0	0	0	0	0	0	0
T.Jones	1	1	2	1	4	1	2	0	0	0	0	0	0	0	0	0	0	0	0	0	0
T.Robinson	0	2	2	0	0	0	0	0	0	0	0	0	0	0	0	0	0	0	0	0	0
O.Oweh	1	0	1	0	0	0	1	0	0	0	0	0	0	0	0	0	0	0	0	0	0
M.Pierce	1	0	1	0	0	0	0	0	0	0	0	0	0	0	0	0	0	0	0	0	0
A.Maulet	1	0	1	0	0	0	0	0	0	0	0	0	0	0	0	0	0	0	0	0	0
B.Urban	0	1	1	0	0	0	0	0	0	0	0	0	0	0	0	0	0	0	0	0	0
D.Phillips	0	0	0	0	0	0	0	0	0	0	0	1	1	0	0	0	0	0	0	0	0
D.Worley	0	0	0	0	0	0	0	0	0	0	0	0	1	0	0	0	0	0	0	0	0
J.Armour-Davis	0	0	0	0	0	0	0	0	0	0	0	0	1	0	0	0	0	0	0	0	0
T.Simpson	0	0	0	0	0	0	0	0	0	0	0	0	1	0	0	0	0	0	0	0	0
C.Kolar	0	0	0	0	0	0	0	0	0	0	0	0	0	0	0	0	1	0	0	0	0
<b>Total</b>	<b>42</b>	<b>24</b>	<b>66</b>	<b>2</b>	<b>12</b>	<b>8</b>	<b>10</b>	<b>0</b>	<b>3</b>	<b>0</b>	<b>0</b>	<b>1</b>	<b>4</b>	<b>0</b>	<b>0</b>	<b>0</b>	<b>1</b>	<b>0</b>	<b>0</b>	<b>0</b>	<b>0</b>

# Rams 36, Browns 19

December 3, 2023 - SoFi Stadium - Inglewood, CA.



Weather: 67 degrees, cloudy - Attendance 62,177 - Time 1:25 PM PST



INGLEWOOD, Calif. – A gutsy performance filled with timely plays delivered the Rams (6-6) a 36-19 win over the Browns on Sunday on SoFi Stadium. With Los Angeles leading 20-13 entering the fourth quarter, Cleveland (7-5) nearly tied the game after quarterback Joe Flacco connected with tight end Harrison Bryant for the 8-yard touchdown pass, but kicker Dustin Hopkins missed the ensuing extra point. After the Rams were forced to punt on the ensuing series, defensive back John Johnson III's first interception of the season – on a deep ball by Flacco – gave Los Angeles the ball back. L.A.'s offense took advantage with a 2-yard touchdown pass from quarterback Matthew Stafford to wide receiver Cooper Kupp to extend their lead to 27-19 with 3:48 remaining. The Browns' turnover on downs on the ensuing series again gave the Rams the ball back, this time with 2:33 to go and at the Browns 30-yard line, and again the Rams came away with points with a 1-yard touchdown run by running back Kyren Williams to put the game out of reach at 34-19 with 1:56 left. Wide receiver Puka Nacua set the Rams' rookie single-season receiving yards record and became the first rookie in franchise history to hit 1,000 receiving yards in a single season. He exited the game midway through the second quarter with a ribs injury and was initially deemed questionable to return; he ultimately returned to the game at the start of the second half. Stafford completed 22 of 37 pass attempts for 279 yards and three touchdowns in the win, Los Angeles' third straight. Here is the complete game recap, presented by Bandai: The Browns got on the board first with a 24-yard touchdown pass from Flacco to Ford on the opening drive for an early 7-0 lead. The Rams answered on the ensuing drive with a 44-yard field goal by Lucas Havrisik to cut their deficit to four. Havrisik missed a 43-yard field goal attempt at the beginning of the second quarter that would've extended Los Angeles' lead to six, but a third-down stop near midfield by L.A.'s defense mitigated the damage. Cleveland kicker Dustin Hopkins' 40-yard field goal brought the game to a 10-10 tie with 2:06 remaining in the first half. Aided by a 21-yard completion from Stafford to Tyler Higbee, the Rams answered on the ensuing drive with a 28-yard field goal by Havrisik to take a 13-10 lead into halftime. Hopkins' 24-yard field goal tied the game 13-13 with 4:58 left in the third quarter, at the end of a drive that lasted more than 7 and a half minutes for the Browns. The Rams then regained the lead 20-13 on a 7-yard touchdown pass from Stafford to wide receiver Demarcus Robinson with 39 seconds left in the third quarter. The Browns answered on the ensuing drive with an 8-yard touchdown pass from Flacco to tight end Harrison Bryant, but Hopkins missed the ensuing extra point, allowing the Rams to hold on to a narrow 20-19 lead with 8:49 remaining in the fourth quarter. On the next series, Johnson got the Rams the ball back with his interception, and they turned the takeaway into points with Stafford's 2-yard touchdown pass to Kupp with 3:48 left. Williams' 1-yard rushing touchdown with 1:56 remaining gave the Rams a 34-19 lead and effectively iced the game, since the Browns were out of timeouts by that point. Defensive tackle Aaron Donald and nose tackle Kobie Turner tackled Flacco out of the endzone for a safety to make it 36-19 and officially put the game out of reach.



## Starting Lineups



### Cleveland Browns

WR	2	A. Cooper	DE	95	M. Garrett
TE	85	D. Njoku	DT	94	D. Tomlinson
LT	64	G. Christian	DT	96	J. Elliott
LG	75	J. Bitonio	DE	99	Z. Smith
C	55	E. Pocic	LB	6	J. Owusu-Koramoah
RG	77	W. Teller	LB	5	A. Walker
RT	79	D. Jones	CB	23	M. Emerson
TE	84	J. Akins	CB	28	M. Ford
TE	88	H. Bryant	CB	0	G. Newsome
QB	15	J. Flacco	SS	22	G. Delpit
RB	34	J. Ford	FS	1	J. Thornhill

### Los Angeles Rams

WR	17	P. Nacua	DE	92	J. Williams
LT	77	A. Jackson	NT	95	B. Browns
LG	73	S. Avila	DT	52	L. Murchison
C	65	C. Shelton	DT	99	A. Donald
RG	69	K. Dotson	OLB	97	M. Hoecht
RT	79	R. Havenstein	OLB	0	B. Young
WR	10	C. Kupp	ILB	53	E. Jones
WR	5	T. Atwell	DB	43	J. Johnson
TE	89	T. Higbee	CB	1	D. Kendrick
QB	9	M. Stafford	CB	44	A. Witherspoon
RB	23	K. Williams	S	4	J. Fuller

**LOS ANGELES SUBSTITUTIONS:** DB 2 R.Yeast, DB 6 T.Tomlinson, K 8 L.Havrisik, DB 14 C.Durant, WR 15 D.Robinson, WR 18 B.Skowronek, RB 21 Z.Evans, RB 24 R.Freeman, DB 25 J.Taylor, LB 35 J.Hummel, DB 38 S.Jolly, P 42 E.Evans, LS 47 A.Ward, LB 56 C.Rozeboom, ILB 59 T.Reeder, OL 70 J.Noteboom, OL 72 T.Anchrum, WR 81 A.Trammell, TE 84 H.Long, TE 87 D.Allen, NT 91 K.Turner, DE 94 D.Johnson, OLB 96 K.Thomas

**LOS ANGELES DID NOT PLAY:** QB 11 C.Wentz, OLB 32 O.Mathis, OL 55 B.Allen

**LOS ANGELES NOT ACTIVE:** OLB 31 N.Hampton, DB 37 Q.Lake, OL 71 W.McClendon, TE 88 B.Hopkins, DE 90 E.Brown



## Scoring Summaries



Team	Qtr	Time	Play Description (Extra Point) (Drive Info)	Visitor	Home
Browns	1	10:18	J.Ford 24 yd. pass from J.Flacco (D.Hopkins kick) (9-75, 4:42)	7	0
Rams	1	6:28	L.Havrisik 44 yd. Field Goal (7-49, 3:50)	7	3
Rams	1	3:59	P.Nacua 70 yd. pass from M.Stafford (L.Havrisik kick) (2-79, 0:49)	7	10
Browns	2	2:06	D.Hopkins 40 yd. Field Goal (7-58, 2:31)	10	10
Rams	2	0:00	L.Havrisik 28 yd. Field Goal (13-66, 2:06)	10	13
Browns	3	4:58	D.Hopkins 24 yd. Field Goal (15-74, 7:34)	13	13
Rams	3	0:39	D.Robinson 7 yd. pass from M.Stafford (L.Havrisik kick) (7-75, 4:19)	13	20
Browns	4	8:49	H.Bryant 8 yd. pass from J.Flacco (kick failed, wr) (13-75, 6:50)	19	20
Rams	4	3:48	C.Kupp 3 yd. pass from M.Stafford (L.Havrisik kick) (5-24, 2:44)	19	27





# Final Team Statistics



	Visitor Browns	Home Rams			
			Net Punting Average	40.2	44.6
<b>TOTAL FIRST DOWNS</b>	20	20	<b>TOTAL RETURN YARDAGE (Not Including Kickoffs)</b>	30	57
By Rushing	9	6	No. and Yards Punt Returns	2-30	2-15
By Passing	10	10	No. and Yards Kickoff Returns	0-0	1-8
By Penalty	1	4	No. and Yards Interception Returns	0-0	1-42
<b>THIRD DOWN EFFICIENCY</b>	7-10-43.8%	4-12-33.3%	<b>PENALTIES Number and Yards</b>	7-86	7-45
<b>FOURTH DOWN EFFICIENCY</b>	0-2-0.0%	0-0-0.0%	<b>FUMBLES Number and Lost</b>	0-0	0-0
<b>TOTAL NET YARDS</b>	327	399	<b>TOUCHDOWNS</b>	2	4
Total Offensive Plays (inc. times thrown passing)	69	62	Rushing	0	1
Average gain per offensive play	4.7	6.4	Passing	2	3
<b>NET YARDS RUSHING</b>	87	120	<b>EXTRA POINTS Made-Attempts</b>	1-2	4-4
Total Rushing Plays	23	25	Kicking Made-Attempts	1-2	4-4
Average gain per rushing play	3.8	4.8	<b>FIELD GOALS Made-Attempts</b>	2-2	2-3
Tackles for a loss-number and yards	3-11	1-2	<b>RED ZONE EFFICIENCY</b>	1-2-50%	3-4-75%
<b>NET YARDS PASSING</b>	240	279	<b>GOAL TO GO EFFICIENCY</b>	1-2-50%	3-3-100%
Times thrown - yards lost attempting to pass	2-14	0-0	<b>SAFETIES</b>	0	1
Gross yards passing	254	279	<b>FINAL SCORE</b>	19	36
<b>PASS ATTEMPTS-COMPLETIONS-HAD INTERCEPTED</b>	44-23-1	37-22-1	<b>TIME OF POSSESSION</b>	34:03	25:57
Avg gain per pass play (inc. if thrown passing)	6.2	7.5			
<b>KICKOFFS Number-In End Zone-Touchbacks</b>	6-3-3	8-6-8			
<b>PUNTS Number and Average</b>	6-47.2	5-58.0			
Had Blocked	0	0			
<b>FGs - PATs Had Blocked</b>	0-0	0-0			



# Final Individual Statistics



<b>RUSHING</b>	ATT	YDS	AVG	LG	TD
K.Hunt	17	48	4.0	7	0
P.Strong	2	20	10.0	13	0
J.Ford	9	19	2.1	10	0
<b>Total</b>	23	87	3.8	13	0

<b>PASSING</b>	ATT	CMP	YDS	SK/YD	TD	LG	IN	RT
J.Flacco	44	23	254	2/14	2	42	1	75.4
<b>Total</b>	44	23	254	2/14	2	42	1	75.4

<b>PASS RECEIVING</b>	TAR	REC	YDS	AVG	LG	TD
H.Bryant	5	5	49	9.8	23	1
E.J.Moore	12	4	83	20.8	12	0
A.Cooper	5	3	34	11.3	22	0
J.Ford	3	3	33	11.0	24	1
C.Tillman	6	7	70	10.0	13	0
D.Njoku	6	2	17	8.5	9	0
Dav.Bell	7	7	17	6.0	6	0
J.Akins	1	1	6	6.0	6	0
K.Hunt	1	1	0	0.0	0	0
<b>Total</b>	41	23	254	11.0	47	2

<b>INTERCEPTIONS</b>	NO	YDS	AVG	LG	TD
<b>Total</b>	0	0	0	0	0

<b>PUNTING</b>	NO	YDS	AVG	NET	TB	IN20	LG
C.Bojorquez	5	236	47.2	40.2	1	2	62
<b>Total</b>	5	236	47.2	40.2	1	2	62

<b>PUNT RETURNS</b>	NO	YDS	AVG	FC	LG	TD
J.Proche	2	30	15.0	0	15	0
[DOWNED]	1	0	0.0	0	0	0
[TOUCHBACK]	2	0	0.0	0	0	0
<b>Total</b>	2	30	15.0	0	15	0

<b>KICKOFF RETURNS</b>	NO	YDS	AVG	FC	LG	TD
[TOUCHBACK]	6	0	0.0	0	0	0

<b>Total</b>	0	0	0.0	0	0	0
--------------	---	---	-----	---	---	---

<b>RUSHING</b>	ATT	YDS	AVG	LG	TD
K.Williams	21	88	4.2	18	1
P.Nacua	2	34	17.0	31	0
R.Freeman	1	0	0.0	0	0
M.Stafford	1	-2	-2.0	-2	0
<b>Total</b>	25	120	4.8	31	1

<b>PASSING</b>	ATT	CMP	YDS	SK/YD	TD	LG	IN	RT
M.Stafford	37	22	279	0/0	3	70	0	110.1
<b>Total</b>	37	22	279	0/0	3	70	0	110.1

<b>PASS RECEIVING</b>	TAR	REC	YDS	AVG	LG	TD
C.Kupp	8	6	39	6.5	13	1
P.Nacua	7	4	105	26.3	70	1
D.Robinson	5	4	55	13.8	30	1
K.Williams	5	3	24	8.0	14	0
T.Higbee	4	2	35	17.5	21	0
B.Skowronek	3	2	12	6.0	6	0
T.Atwell	2	1	9	9.0	9	0

<b>Total</b>	34	22	279	12.7	70	3
--------------	----	----	-----	------	----	---

<b>INTERCEPTIONS</b>	NO	YDS	AVG	LG	TD
J.Johnson	1	42	42.0	42	0
<b>Total</b>	1	42	42.0	42	0

<b>PUNTING</b>	NO	YDS	AVG	NET	TB	IN20	LG
E.Evans	5	293	58.6	44.6	2	1	64
<b>Total</b>	5	293	58.6	44.6	2	1	64

<b>PUNT RETURNS</b>	NO	YDS	AVG	FC	LG	TD
A.Trammell	2	15	7.5	2	15	0
[TOUCHBACK]	1	0	0.0	0	0	0
<b>Total</b>	2	15	7.5	2	15	0

<b>KICKOFF RETURNS</b>	NO	YDS	AVG	FC	LG	TD
A.Trammell	1	8	8.0	1	8	0
K.Williams	0	0	0.0	1	0	0
[TOUCHBACK]	3	0	0.0	0	0	0
<b>Total</b>	1	8	8.0	2	8	0



# Rams 37, Cardinals 14

November 26, 2023 - State Farm Stadium - Glendale, AZ.



Weather: 70 degrees, partly cloudy - Attendance 62,177 - Time 2:05 PM MST



GLENDAL, Ariz. – Behind big performances from running back Kyren Williams and quarterback Matthew Stafford, and timely, stout playmaking by their defense, the Rams (5-6, 4-1 NFC West) blew out the Cardinals 37-14 on Sunday at State Farm Stadium. In his first game back from injury, Williams had 120 of his 204 yards from scrimmage in the first half, also scoring a pair of receiving touchdowns. Quarterback Matthew Stafford completed 25 of 33 pass attempts for 229 yards with four touchdowns against one interception for his first game with three or more touchdowns this season. It was his first game with 4 (or more) passing touchdowns since Week 6 of 2021 against the Giants. Arizona (2-10, 0-4) answered Los Angeles' first touchdown with a touchdown and two-point conversion, but wouldn't score again until late in the fourth quarter. Prior to pulling its starters midway through the fourth quarter, L.A.'s defense had held Arizona's offense to 168 total yards of offense and just one touchdown. Defensive back Jordan Fuller had a big hand in that, with a team-high four passes defensed, including one to deny the Cardinals on 4th down. Meanwhile, rookie nose tackle Kobie Turner finished with two sacks. Here is the complete game recap: A 42-yard, 3rd-down completion from Stafford to wide receiver Tutu Atwell put the Rams into Cardinals territory quickly on the opening drive. Aided by a fourth-down conversion keeping the drive alive, Los Angeles capitalized with a 7-yard touchdown pass from Stafford to Tyler Higbee for an early 7-0 lead. The Cardinals responded on the ensuing series with a 2-yard touchdown run by Murray and 2-point conversion by Clayton Tune to take an 8-7 lead with 4:50 left in the first quarter. Arizona produced four plays of 10-or-more yards on that drive. A 3-and-out and fair catch on the ensuing punt at midfield gave the Rams optimal field position at the start of the second quarter, and they took advantage with a 5-yard touchdown pass from Stafford to Higbee to regain the lead 14-8. Kicker Lucas Havrisik missed a 50-yard field goal attempt with 3:37 left in the first half that would've given the Rams a 17-8 lead. On the following drive, the Cardinals were stopped on 4th down near midfield thanks to a pass breakup by Rams defensive back Jordan Fuller. Los Angeles again capitalized on the advantageous field position with a 15-yard touchdown pass from Stafford to Williams to extend their lead to 21-8 with 59 seconds left in the first half. Stafford threw an interception on a pass intended for wide receiver Puka Nacua with 21 seconds left until halftime, with the ensuing 15-yard return setting Arizona up near midfield. The Cardinals failed to come away with points off of the turnover due to a 10-second run-off from a holding penalty on a 57-yard field goal by kicker Matt Prater. A 24-yard field goal by Havrisik extended the Rams' lead to 24-8 early in the third quarter. Stafford's fourth touchdown pass – a three-yard completion to Williams – grew the Rams' lead to 31-8 early in the fourth quarter. Rams running back Royce Freeman 's 23-yard touchdown run late in the fourth quarter effectively put the game out of reach for the Cardinals, who still trailed by 23 by the time Murray connected with wide receiver Greg Dortch on a 6-yard touchdown pass with 5:41 remaining (the ensuing 2-point attempt was unsuccessful).



## Starting Lineups



### Arizona Cardinals

TE	84	E. Higgins	DE	93	J. Ledbetter
TE	85	T. McBride	NT	98	R. Lopez
LT	74	D. Humphries	DE	55	D. Stills
LG	61	C. O'Donnell	OLB	45	D. Gardeck
C	72	H. Froholdt	ILB	10	J. Woods
RG	76	W. Hernandez	OLB	25	Z. Collins
RT	70	P. Johnson	CB	13	K. Clark
TE	87	G. Swaim	CB	24	S. Thomas
WR	2	M. Brown	S	34	J. Thompson
QB	1	K. Murray	S	3	B. Baker
RB	6	J. Conner	DB	21	G. Williams

### Los Angeles Rams

WR	17	P. Nacua	OLB	0	B. Young
WR	10	C. Kupp	DE	92	J. Williams
LT	77	A. Jackson	NT	95	B. Brown
LG	73	S. Avila	DT	99	A. Donald
C	65	C. Shelton	OLB	97	M. Hoecht
RG	69	K. Dotson	MLB	53	E. Jones
RT	79	R. Havenstein	ILB	59	T. Reeder
TE	89	T. Higbee	DB	44	A. Witherspoon
WR	5	T. Atwell	DB	1	D. Kendrick
QB	9	M. Stafford	DB	4	J. Fuller
RB	23	K. Williams	DB	43	J. Johnson

**LOS ANGELES SUBSTITUTIONS:** DB 2 R.Yeast, DB 6 T.Tomlinson, K 8 L.Havrisik, QB 11 C.Wentz, DB 14 C.Durant, WR 15 D.Robinson, WR 18 B.Skowronek, RB 21 Z.Evans, RB 24 R.Freeman, DB 25 J.Taylor, DB 26 D.Shelley, OLB 32 O.Mathis, LB 35 J.Hummel, P 42 E.Evans, LS 47 A.Ward, DT 52 L.Murchison, OL 55 B.Allen, LB 56 C.Rozeboom, OL 70 J.Noteboom, OL 72 T.Anchrum, WR 81 A.Trammell, TE 84 H.Long, TE 87 D.Allen, NT 91 K.Turner, DE 94 D.Johnson, OLB 96 K.Thomas

**LOS ANGELES DID NOT PLAY:**

**LOS ANGELES NOT ACTIVE:** OLB 31 N.Hampton, DB 37 Q.Lake, OL 71 W.McClendon, TE 88 B.Hopkins, DE 90 E.Brown



## Scoring Summaries



Team	Qtr	Time	Play Description (Extra Point) (Drive Info)	Visitor	Home
Rams	1	11:18	T.Higbee 7 yd. pass from M.Stafford (L.Havrisik kick) (9-75, 3:42)	7	0
Cardinals	1	4:50	K.Murray 2 yd. run (C.Tune run) (12-75, 6:28)	7	8
Rams	2	9:57	T.Higbee 5 yd. pass from M.Stafford (L.Havrisik kick) (8-51, 4:57)	14	8
Rams	2	0:59	K.Williams 15 yd. pass from M.Stafford (L.Havrisik kick) (4-48, 0:57)	21	8
Rams	3	7:33	L.Havrisik 24 yd. Field Goal (7-72, 3:49)	24	8
Rams	4	12:41	K.Williams 3 yd. pass from M.Stafford (L.Havrisik kick) (13-54, 7:22)	31	8
Rams	4	8:19	R.Freeman 23 yd. run (kick failed, wr) (5-38, 3:01)	37	8
Cardinals	4	5:12	G.Dortch 6 yd. pass from K.Murray (pass failed) (10-75, 3:07)	37	14



# Final Team Statistics



	Visitor Rams	Home Cardinals	PUNTS Number and Average	2-36.5	5-45.6
TOTAL FIRST DOWNS	28	19	Had Blocked	0	0
By Rushing	9	6	FGs - PATs Had Blocked	0-0	0-0
By Passing	16	11	Net Punting Average	26.5	41.2
By Penalty	0	3	TOTAL RETURN YARDAGE (Not Including Kickoffs)	22	14
THIRD DOWN EFFICIENCY	9-12-50.0%	6-17-35.3%	No. and Yards Punt Returns	2-22	0-0
FOURTH DOWN EFFICIENCY	2-2-100.0%	2-3-66.7%	No. and Yards Kickoff Returns	0-0	0-0
TOTAL NET YARDS	457	292	No. and Yards Interception Returns	0-0	1-14
Total Offensive Plays (no. times thrown passing)	66	61	PENALTIES Number and Yards	5-23	5-34
Average gain per offensive play	6.9	4.6	FUMBLES Number and Lost	0-0	0-0
NET YARDS RUSHING	220	73	TOUCHDOWNS	5	2
Total Rushing Plays	33	15	Rushing	1	1
Average gain per rushing play	6.9	4.9	Passing	4	1
Tackles for a loss-number and yards	1-2	0-0	EXTRA POINTS Made-Attempts	4-5	1-2
NET YARDS PASSING	229	219	Kicking Made-Attempts	4-5	0-0
Times thrown - yards lost attempting to pass	0-0	4-37	Passing Made-Attempts	0-0	0-1
Gross yards passing	229	236	Rushing Made-Attempts	0-0	1-1
PASS ATTEMPTS-COMPLETIONS-HAD INTERCEPTED	33-25-1	45-27-0	FIELD GOALS Made-Attempts	1-2	0-1
Avg gain per pass play (no. # thrown passing)	6.9	4.6	RED ZONE EFFICIENCY	4-5-80%	2-2-100%
KICKOFFS Number-In End Zone-Touchbacks	7-7-7	3-7-9	GOAL TO GO EFFICIENCY	2-2-100%	2-2-100%
			SAFETIES	0	0
			FINAL SCORE	37	14
			TIME OF POSSESSION	34:52	25:08



# Final Individual Statistics



RUSHING							RUSHING										
	ATT	YDS	AVG	LG	TD		ATT	YDS	AVG	LG	TD						
J.Conner	6	27	4.5	14	0	K.Williams	16	143	8.9	56	0						
M.Carter	4	19	4.8	7	0	R.Freeman	13	77	5.9	23	1						
E.Demerado	3	15	5.0	9	0	Z.Evans	3	6	2.0	5	0						
B.Gillikin	1	10	10.0	10	0	M.Stafford	1	2	2.0	2	0						
K.Murray	1	2	2.0	2	1	Total	33	228	6.9	56	1						
Total	15	73	4.9	14	1												
PASSING									PASSING								
	ATT	CMP	YDS	SK/YD	TD	LG	IN	RT		ATT	CMP	YDS	SK/YD	TD	LG	IN	RT
K.Murray	45	27	256	4/37	1	36	0	83.2	M.Stafford	33	25	229	0/0	4	42	1	121.1
Total	45	27	256	4/37	1	36	0	83.2	Total	33	25	229	0/0	4	42	1	121.1
PASS RECEIVING								PASS RECEIVING									
	TAR	REC	YDS	AVG	LG	TD		TAR	REC	YDS	AVG	LG	TD				
T.McBride	9	7	60	8.6	16	0	K.Williams	6	6	61	10.2	24	2				
M.Brown	12	5	88	14.7	36	0	T.Higbee	5	5	29	5.8	7	2				
M.Carter	4	4	15	3.8	7	0	P.Nacua	8	4	27	6.8	14	0				
J.Conner	5	4	5	1.3	8	0	T.Atwell	3	3	76	25.3	42	0				
G.Dartch	9	3	27	9.0	14	1	C.Kupp	5	3	18	6.0	7	0				
R.Moore	3	2	35	17.5	20	0	D.Robinson	2	2	13	6.5	7	0				
E.Higgins	2	1	26	26.0	26	0	D.Allen	1	1	6	6.0	6	0				
Total	44	27	256	9.5	36	1	B.Skowronek	1	1	-1	-1.0	-1	0				
							Total	31	25	229	9.2	42	4				
INTERCEPTIONS							INTERCEPTIONS										
	NO	YDS	AVG	LG	TD	Total	NO	YDS	AVG	LG	TD						
J.Thompson	1	14	14.0	14	0	Total	0	0	0	0	0						
Total	1	14	14.0	14	0												
PUNTING								PUNTING									
	NO	YDS	AVG	NET	TB	IN20	LG		NO	YDS	AVG	NET	TB	IN20	LG		
D.Gillikin	5	229	45.6	41.2	0	0	60	E.Evans	2	73	36.5	26.5	1	1	41		
Total	5	229	45.6	41.2	0	0	60	Total	2	73	36.5	26.5	1	1	41		
PUNT RETURNS								PUNT RETURNS									
	NO	YDS	AVG	FC	LG	TD		NO	YDS	AVG	FC	LG	TD				
G.Dartch	0	0	0.0	1	0	0	A.Trammell	2	22	11.0	2	11	0				
[TOUCHBACK]	1	0	0.0	0	0	0	[DOWNED]	1	0	0.0	0	0	0				
Total	0	0	0.0	1	0	0	Total	2	22	11.0	2	11	0				
KICKOFF RETURNS								KICKOFF RETURNS									
	NO	YDS	AVG	FC	LG	TD		NO	YDS	AVG	FC	LG	TD				
[TOUCHBACK]	7	0	0.0	0	0	0	[TOUCHBACK]	2	0	0.0	0	0	0				
Total	0	0	0.0	0	0	0	Total	0	0	0.0	0	0	0				



# Rams 17, Seahawks 16

November 19, 2023 - SoFi Stadium - Inglewood, CA.



Weather: 72 degrees, sunny - Attendance 72,704 - Time 1:25 PM PT



INGLEWOOD, Calif. – It wasn't pretty, but the Rams (4-6, 3-1 NFC West) managed to rally and hang on to defeat the Seahawks 17-16 on Sunday at SoFi Stadium. Los Angeles pulled within two on a 1-yard touchdown run by Darrell Henderson Jr. midway through the fourth quarter, then got an interception by defensive back Derion Kendrick on the ensuing defensive series against Seahawks quarterback Drew Lock, who had replaced starter Geno Smith after Smith exited the game with an elbow injury late in the third quarter. The Rams used that takeaway to set up the go-ahead score, a 22-yard field goal by Lucas Havrisik which gave them a 17-16 lead, but Smith returned on the ensuing series to try to give the Seahawks a chance to regain the lead and win the game. Smith connected with wide receiver DK Metcalf on a 21-yard completion over the middle to bring Seattle (6-4, 1-2) into Los Angeles territory. Two plays later, Seahawks kicker Jason Myers lined up to attempt a 55-yard field goal, but the kick missed wide right. Wide receiver Cooper Kupp exited the game in the first half with an ankle injury and did not return, downgraded to out at the start of the fourth quarter. Here is the complete game recap, presented by Quidel: After the Rams went 3-and-out on the opening series, the Seahawks capitalized with a near eight-minute scoring drive that ended with an 8-yard touchdown pass from Smith to Metcalf for an early 7-0 lead. Aided by a defensive pass interference penalty against Seattle on a deep Stafford pass intended for Tutu Atwell, Los Angeles got to the Seattle 2-yard line but were unable to come away with points after getting stopped on 4th and goal from that spot. The Seahawks added a 54-yard field goal and a 43-yard field goal by kicker Jason Myers to extend their lead to 13-0 midway through the second quarter, but the Rams eventually got their first points via a 4-yard touchdown pass from Stafford to Puka Nacua to cut their deficit to six by halftime. A 52-yard field goal by Myers midway through the third quarter made it 16-7 Seahawks. A 6-yard touchdown pass from Stafford to Henderson midway through the fourth quarter was nullified by an offensive pass interference penalty, but the Rams still found the endzone via a 1-yard touchdown run by Henderson. Derion Kendrick's interception on the ensuing possession led to Havrisik's go-ahead, chip-shot field goal to give the Rams their first lead of the game 17-16. Coupled with Myers' miss, it was enough for the Rams to get the victory and snap a 3-game losing streak.



## Starting Lineups



### Seattle Seahawks

WR 14	D. Metcalf	DE 99	L. Williams
WR 16	T. Lockett	NT 90	Ja. Reed
TE 87	N. Fant	DE 55	D. Jones
LT 67	C. Cross	OLB 53	B. Mafe
LG 68	D. Lewis	ILB 54	B. Wagner
C 63	E. Brown	ILB 56	J. Brooks
RG 60	P. Haynes	LCB 21	D. Witherspoon
RT 70	J. Peters	CB 22	T. Brown
TE 89	W. Dissly	RCB 27	T. Woolen
QB 7	G. Smith	S 20	J. Love
RB 9	K. Walker	S 6	Q. Diggs

### Los Angeles Rams

WR 5	T. Atwell	DE 92	J. Williams
WR 10	C. Kupp	NT 95	B. Brown
WR 17	P. Nacua	DT 99	A. Donald
LT 77	A. Jackson	OLB 0	B. Young
LG 73	S. Avila	OLB 97	M. Hoecht
C 65	C. Shelton	ILB 53	E. Jones
RG 69	K. Dotson	ILB 59	T. Reeder
RT 79	R. Havenstein	DB 37	Q. Lake
TE 89	T. Higbee	CB 1	D. Kendrick
QB 9	M. Stafford	CB 44	A. Witherspoon
RB 27	D. Henderson	S 4	J. Fuller

**LOS ANGELES SUBSTITUTIONS:** DB 2 R.Yeast, DB 6 T.Tomlinson, K 8 L.Havrisik, WR 15 D.Robinson, WR 18 B.Skowronek, RB 21 Z.Evans, RB 24 R.Freeman, DB 26 D.Shelley, OLB 32 O.Mathis, LB 35 J.Hummel, P 42 E.Evans, DB 43 J.Johnson, LS 47 A.Ward, DT 52 L.Murchison, LB 56 C.Rozeboom, OL 70 J.Noteboom, OL 72 T.Anchrum, WR 81 A.Trammell, TE 84 H.Long, TE 87 D.Allen, TE 88 B.Hopkins, NT 91 K.Turner, DE 94 D.Johnson, OLB 96 K.Thomas

**LOS ANGELES DID NOT PLAY:** OL 55 B. Allen, QB 11 C. Wentz

**LOS ANGELES NOT ACTIVE:** DB 14 C.Durant, OLB 31 N.Hampton, OL 57 Z.Thomas, OL 71 W.McClendon, DE 90 E.Brown



## Scoring Summaries



Team	Qtr	Time	Play Description (Extra Point) (Drive Info)	Visitor	Home
Seahawks	1	5:20	D.Metcalf 8 yd. pass from G.Smith (J.Myers kick) (14-88, 7:46)	7	0
Seahawks	2	8:26	J.Myers 54 yd. Field Goal (15-62, 8:34)	10	0
Seahawks	2	4:48	J.Myers 43 yd. Field Goal (6-43, 3:06)	13	0
Rams	2	0:09	P.Nacua 4 yd. pass from M.Stafford (L.Havrisik kick) (9-75, 4:39)	13	7
Seahawks	3	8:03	J.Myers 52 yd. Field Goal (8-13, 3:56)	16	7
Rams	4	7:38	D.Henderson 1 yd. run (L.Havrisik kick) (9-68, 4:45)	16	14
Rams	4	1:31	L.Havrisik 22 yd. Field Goal (14-75, 5:12)	16	17



# Final Team Statistics



	Visitor Seahawks	Home Rams	FGs - PATs Had Blocked	0-0	0-0
TOTAL FIRST DOWNS	16	20	Net Punting Average	43.0	47.6
By Rushing	3	6	TOTAL RETURN YARDAGE (Not Including Kickoffs)	25	30
By Passing	12	9	No. and Yards Punt Returns	2-25	4-30
By Penalty	1	5	No. and Yards Kickoff Returns	0-0	0-0
THIRD DOWN EFFICIENCY	5-15 33.3%	2-9 22.2%	No. and Yards Interception Returns	1-0	1-0
FOURTH DOWN EFFICIENCY	2-2 100.0%	0-1 0.0%	PENALTIES Number and Yards	12-130	9-92
TOTAL NET YARDS	291	267	FUMBLES Number and Lost	0-0	0-0
Total Offensive Plays (inc. times thrown passing)	63	69	TOUCHDOWNS	1	2
Average gain per offensive play	4.6	4.5	Rushing	0	1
NET YARDS RUSHING	68	87	Passing	1	1
Total Rushing Plays	21	27	EXTRA POINTS Made-Attempts	1-1	2-2
Average gain per rushing play	3.2	3.0	Kicking Made-Attempts	1-1	2-2
Tackles for a loss-number and yards	1-6	2-6	FIELD GOALS Made-Attempts	3-4	1-1
NET YARDS PASSING	223	185	RED ZONE EFFICIENCY	1-2-50%	2-4-50%
Times thrown - yards lost attempting to pass	2-13	1-5	GOAL TO GO EFFICIENCY	1-2-50%	2-4-50%
Gross yards passing	236	190	SAFETIES	0	0
PASS ATTEMPTS-COMPLETIONS-HAD INTERCEPTED	40-24-1	31-17-1	FINAL SCORE	16	17
Avg gain per pass play (inc.# thrown passing)	5.3	5.8	TIME OF POSSESSION	32:06	27:54
KICKOFFS Number-In End Zone-Touchbacks	5-5-5	4-4-4			
PUNTS Number and Average	4-50.5	5-52.5			
Had Blocked	0	0			



# Final Individual Statistics



RUSHING							RUSHING										
	ATT	YDS	AVG	LG	TD		ATT	YDS	AVG	LG	TD						
Z.Charbonnet	15	47	3.1	11	0	R.Freeman	17	73	4.3	15	0						
K.Walker	4	18	4.5	6	0	P.Nacua	1	7	7.0	7	0						
D.Dallas	1	4	4.0	4	0	D.Henderson	6	1	0.2	4	1						
G.Smith	1	-1	-1.0	-1	0	M.Stafford	2	1	0.5	3	0						
						Z.Evans	1	0	0.0	0	0						
Total	21	68	3.2	11	0	Total	27	82	3.0	15	1						
PASSING										PASSING							
	ATT	CMP	YDS	SK/YD	TD	LG	IN	RT		ATT	CMP	YDS	SK/YD	TD	LG	IN	RT
G.Smith	34	22	233	2/13	1	53	0	94.4	M.Stafford	31	17	190	1/5	1	32	1	70.6
D.Lock	6	2	3	0/0	0	4	1	2.8	Total	31	17	190	1/5	1	32	1	70.6
Total	40	24	236	2/13	1	53	1	74.6									
PASS RECEIVING										PASS RECEIVING							
	TAR	REC	YDS	AVG	LG	TD		TAR	REC	YDS	AVG	LG	TD				
Z.Charbonnet	6	6	22	3.7	9	0	P.Nacua	7	5	70	14.0	32	1				
D.Metcalf	9	5	94	18.8	53	1	D.Henderson	7	4	28	7.0	14	0				
T.Lockett	7	5	51	10.2	13	0	A.Trammell	6	3	23	7.7	14	0				
J.Smith-Njigba	6	3	40	13.3	32	0	D.Robinson	2	2	24	12.0	23	0				
D.Dallas	1	1	10	10.0	10	0	T.Higbee	3	1	17	17.0	17	0				
W.Dissly	3	1	9	9.0	9	0	T.Atwell	3	1	17	17.0	17	0				
J.Bobo	2	1	8	8.0	8	0	C.Kupp	1	1	11	11.0	11	0				
N.Fant	2	1	4	4.0	4	0	Total	29	17	190	11.2	32	1				
K.Walker	1	1	-2	-2.0	-2	0											
D.Eskridge	1	0	0	0.0	0	0	INTERCEPTIONS										
Total	38	24	236	9.8	53	1		NO	YDS	AVG	LG	TD					
INTERCEPTIONS							D.Kendrick	1	0	0.0	0	0					
T.Woolen	1	0	0.0	0	0	0	Total	1	0	0.0	0	0					
Total	1	0	0.0	0	0	0	PUNTING										
PUNTING							NO	YDS	AVG	NET	TB	IN20	LG				
M.Dickson	4	202	50.5	43.0	0	2	62	E.Evans	5	263	52.6	47.6	0	1	65		
Total	4	202	50.5	43.0	0	2	62	Total	5	263	52.6	47.6	0	1	65		
PUNT RETURNS							NO	YDS	AVG	FC	LG	TD					
D.Dallas	2	25	12.5	1	13	0	A.Trammell	4	30	7.5	0	15	0				
[DOWNED]	2	0	0.0	0	0	0	Total	4	30	7.5	0	15	0				
Total	2	25	12.5	1	13	0	KICKOFF RETURNS										
KICKOFF RETURNS							NO	YDS	AVG	FC	LG	TD					
[TOUCHBACK]	4	0	0.0	0	0	0	[TOUCHBACK]	5	0	0.0	0	0	0				
Total	0	0	0.0	0	0	0	Total	0	0	0.0	0	0	0				



# Final Defensive Statistics



Seattle Seahawks	Regular Defensive Plays											Special Teams					Misc				
	TKL	AST	COMB	SK	/ YDS	TFL	Q	IN	PD	FF	FR	TKL	AST	FF	FR	BL	TKL	AST	FF	FR	
Q.Diggs	8	5	13	0	0	0	0	0	0	0	0	0	0	0	0	0	0	0	0	0	0
B.Wagner	6	4	10	0	0	1	0	0	0	0	0	0	0	0	0	0	0	0	0	0	0
D.Witherspoon	5	3	8	1	5	1	1	0	1	0	0	0	0	0	0	0	0	0	0	0	0
J.Love	3	1	4	0	0	0	0	0	1	0	0	2	1	0	0	0	0	0	0	0	0
T.Woolen	2	1	3	0	0	0	0	1	2	0	0	0	0	0	0	0	0	0	0	0	0
T.Brown	2	1	3	0	0	1	0	0	0	0	0	0	0	0	0	0	0	0	0	0	0
L.Williams	2	1	3	0	0	0	0	0	0	0	0	0	0	0	0	0	0	0	0	0	0
Ja.Reed	1	2	3	0	0	0	1	0	1	0	0	0	0	0	0	0	0	0	0	0	0
J.Brooks	1	2	3	0	0	0	0	0	0	0	0	0	0	0	0	0	0	0	0	0	0
D.Taylor	1	1	2	0	0	0	0	0	0	0	0	0	0	0	0	0	0	0	0	0	0
F.Clark	0	2	2	0	0	0	0	0	0	0	0	0	0	0	0	0	0	0	0	0	0
M.Edwards	1	0	1	0	0	0	1	0	0	0	0	0	0	0	0	0	0	0	0	0	0
Ca.Young	1	0	1	0	0	0	0	0	0	0	0	0	0	0	0	0	0	0	0	0	0
D.Jones	0	1	1	0	0	0	0	0	0	0	0	0	0	0	0	0	0	0	0	0	0
B.Mafe	0	0	0	0	0	0	0	0	1	0	0	0	0	0	0	0	0	0	0	0	0
D.Bush	0	0	0	0	0	0	0	0	0	0	0	0	1	0	0	0	0	0	0	0	0
N.Bellore	0	0	0	0	0	0	0	0	0	0	0	0	1	0	0	0	0	0	0	0	0
D.Hall	0	0	0	0	0	0	0	0	0	0	0	0	1	0	0	0	0	0	0	0	0
D.Dallas	0	0	0	0	0	0	0	0	0	0	0	0	1	0	0	0	0	0	0	0	0
T.Lockett	0	0	0	0	0	0	0	0	0	0	0	0	0	0	0	0	1	0	0	0	0
<b>Total</b>	<b>33</b>	<b>24</b>	<b>57</b>	<b>1</b>	<b>5</b>	<b>3</b>	<b>3</b>	<b>1</b>	<b>6</b>	<b>0</b>	<b>0</b>	<b>2</b>	<b>5</b>	<b>0</b>	<b>0</b>	<b>0</b>	<b>1</b>	<b>0</b>	<b>0</b>	<b>0</b>	<b>0</b>

TKL = Tackle AST = Assist COMB = Combined QH=QB Hit IN = Interception PD = Pass Defense FF = Forced Fumble FR = Fumble Recovery

Los Angeles Rams	Regular Defensive Plays											Special Teams					Misc				
	TKL	AST	COMB	SK	/ YDS	TFL	QH	IN	PD	FF	FR	TKL	AST	FF	FR	BL	TKL	AST	FF	FR	
E.Jones	5	7	12	0.5	2.5	0	2	0	0	0	0	0	0	0	0	0	0	0	0	0	0
Q.Lake	7	1	8	0	0	0	0	0	0	0	0	0	0	0	0	0	0	0	0	0	0
M.Hoecht	5	1	6	0	0	1	0	0	0	0	0	0	0	0	0	0	0	0	0	0	0
J.Fuller	5	1	6	0	0	0	0	0	0	0	0	0	0	0	0	0	0	0	0	0	0
K.Turner	2	2	4	0	0	0	1	0	0	0	0	0	0	0	0	0	0	0	0	0	0
J.Williams	1	3	4	1	8	1	1	0	0	0	0	0	0	0	0	0	0	0	0	0	0
B.Young	1	3	4	0	0	0	0	0	0	0	0	0	0	0	0	0	0	0	0	0	0
D.Kendrick	3	0	3	0	0	0	0	1	3	0	0	0	0	0	0	0	0	0	0	0	0
J.Johnson	3	0	3	0	0	0	0	0	1	0	0	0	0	0	0	0	0	0	0	0	0
A.Witherspoon	2	0	2	0	0	1	0	0	0	0	0	0	0	0	0	0	0	0	0	0	0
B.Brown	1	1	2	0.5	2.5	0	1	0	0	0	0	0	0	0	0	0	0	0	0	0	0
A.Donald	1	0	1	0	0	1	3	0	1	0	0	0	0	0	0	0	0	0	0	0	0
C.Rozeboom	0	1	1	0	0	0	0	0	1	0	0	0	0	0	0	0	0	0	0	0	0
T.Reeder	0	1	1	0	0	0	0	0	0	0	0	0	1	0	0	0	0	0	0	0	0
K.Thomas	0	1	1	0	0	0	0	0	0	0	0	0	0	0	0	0	0	0	0	0	0
R.Yeast	0	0	0	0	0	0	0	0	1	0	0	0	0	0	0	0	0	0	0	0	0
B.Skowronek	0	0	0	0	0	0	0	0	0	0	0	2	0	0	0	0	0	0	0	0	0
A.Trammell	0	0	0	0	0	0	0	0	0	0	0	0	0	0	0	0	1	0	0	0	0
<b>Total</b>	<b>36</b>	<b>22</b>	<b>58</b>	<b>2</b>	<b>13</b>	<b>4</b>	<b>8</b>	<b>1</b>	<b>7</b>	<b>0</b>	<b>0</b>	<b>2</b>	<b>1</b>	<b>0</b>	<b>0</b>	<b>0</b>	<b>1</b>	<b>0</b>	<b>0</b>	<b>0</b>	<b>0</b>



# Rams 3, Packers 20

November 5, 2023 - AT&T Stadium - Arlington, TX.



Weather: 51 degrees, cloudy - Attendance 77,409 - Time 10:02 AM PT



GREEN BAY, Wisc. – The Rams (3-6) fell to the Packers 20-3 on Sunday at Lambeau Field. Lucas Havrisik's 52-yard field goal in the first half represented the only points of the contest for Los Angeles, which had only 160 yards of total offense in the loss as Green Bay (4-5) outscored L.A. 13-0 in the second half. With Matthew Stafford (right thumb) inactive, Brett Rypien got the start at quarterback for the Rams and completed 13 of 28 pass attempts for 130 yards with an interception. Wide receiver Puka Nacua reached 64 receptions on the season to set a new single-season, franchise rookie record, surpassing Cooper Kupp's 62 in 2017. Defensively, nose tackle Kobie Turner recorded his first career full sack, while defensive tackle Aaron Donald added a sack to mark his 10th-straight season with at least five. Here is the complete game recap: Though the two teams played a scoreless first quarter, a Rypien fumble recovered by Green Bay late in that period set the Packers up at the Rams 41 yard line. Six plays later, Jones' 3-yard touchdown run gave Green Bay a 7-0 lead early in the second quarter. Havrisik's 52-yard field goal gave the Rams their first points and cut their deficit to four with 1:42 left in the first half. Defensive back Ahkello Witherspoon's fumble recovery on the first play of the second half set the Rams up at their own 42, but they were unable to come away with points on the ensuing possession. Shortly thereafter, defensive back Jordan Fuller forced a fumble that was recovered and returned 9 yards by defensive back Duke Shelley to set the Rams up at the Packers 36. But the Rams again failed to come away with points after Havrisik's 49-yard field goal attempt with 6:29 left in the third quarter missed wide right. The Packers added a 26-yard field goal by Carlson to go up 10-3 with 2:10 left in the third quarter. The Rams went for it on 4th and 2 from the Packers 47 at the beginning of the fourth quarter, but the conversion was unsuccessful. Rypien's interception led to a Green Bay scoring drive that began at midfield and ended with a 34-yard field goal by Carlson to make it 13-3 Packers with 9:08 remaining. A 20-yard touchdown pass from quarterback Jordan Love to tight end Luke Musgrave made it 20-3 with 3:46 remaining.



## Starting Lineups



### Green Bay Packers

WR 9	C. Watson	DE 97	K. Clark
WR 11	J. Reed	NT 93	T. Slaton
LT 73	Y. Nijman	OLB 91	P. Smith
LG 74	E. Jenkins	ILB 59	D. Campbell
C 71	J. Myers	ILB 58	I. McDuffie
RG 76	J. Runyan	OLB 52	R. Gary
RT 50	Z. Tom	CB 23	J. Alexander
TE 88	L. Musgrave	CB 37	C. Valentine
WR 87	R. Doubs	CB 25	K. Nixon
QB 10	J. Love	S 34	J. Owens
RB 33	A. Jones	S 36	A. Johnson

### Los Angeles Rams

WR 17	P. Nacua	DE 92	J. Williams
TE 89	T. Higbee	NT 91	K. Turner
LT 77	A. Jackson	DT 99	A. Donald
LG 73	S. Avila	OLB 0	B. Young
C 65	C. Shelton	OLB 97	M. Hoecht
RG 69	K. Dotson	ILB 59	T. Reeder
RT 70	J. Noteboom	CB 14	C. Durant
WR 10	C. Kupp	CB 44	A. Witherspoon
WR 5	T. Atwell	S 37	Q. Lake
QB 9	B. Rypien	S 2	R. Yeast
RB 27	D. Henderson	S 4	J. Fuller

**LOS ANGELES SUBSTITUTIONS:** DB 1 D.Kendrick, DB 6 T.Tomlinson, K 8 L.Havrisik, WR 15 D.Robinson, WR 18 B.Skowronek, RB 21 Z.Evans, RB 24 R.Freeman, DB 26 D.Shelley, OLB 31 N.Hampton, OLB 32 O.Mathis, LB 35 J.Hummel, P 42 E.Evans, DB 43 J.Johnson, LS 47 A.Ward, OLB 51 Z.VanValkenburg, DT 52 L.Murchison, LB 56 C.Rozeboom, OL 71 W.McClendon, OL 72 T.Anchrum, WR 81 A.Trammell, TE 87 D.Allen, TE 88 B.Hopkins, DE 94 D.Johnson, DT 98 C.Durden

**LOS ANGELES DID NOT PLAY:** OL 55 B. Allen, QB 12 D. Winn

**LOS ANGELES NOT ACTIVE:** QB 9 M.Stafford, RB 33 M.Gaskin, LB 53 E.Jones, OL 57 Z.Thomas, OL 79 R.Havenstein, DE 90 E.Brown



## Scoring Summaries



Team	Qtr	Time	Play Description (Extra Point) (Drive Info)	Visitor	Home
Packers	2	14:19	A.Jones 3 yd. run (A.Carlson kick) (7-41, 4:05)	0	7
Rams	2	1:42	L.Havrisik 52 yd. Field Goal (13-56, 5:46)	3	7
Packers	3	2:10	A.Carlson 26 yd. Field Goal (7-53, 4:19)	3	10
Packers	4	9:08	A.Carlson 34 yd. Field Goal (7-34, 4:15)	3	13
Packers	4	3:41	L.Musgrave 20 yd. pass from J.Love (A.Carlson kick) (8-72, 4:45)	3	20



# Final Team Statistics



	Visitor Rams	Home Packers	TOTAL RETURN YARDAGE (Not Including Kickoffs)	37	38
<b>TOTAL FIRST DOWNS</b>	10	21	No. and Yards Punt Returns	3-37	2-37
By Rushing	3	10	No. and Yards Kickoff Returns	2-56	1-51
By Passing	6	10	No. and Yards Interception Returns	0-0	1-1
By Penalty	1	1			
<b>THIRD DOWN EFFICIENCY</b>	5-14-35.7%	7-14-50.0%	<b>PENALTIES Number and Yards</b>	5-36	8-57
<b>FOURTH DOWN EFFICIENCY</b>	0-2-0.0%	1-1-100.0%	<b>FUMBLES Number and Lost</b>	2-1	3-2
<b>TOTAL NET YARDS</b>	187	391	<b>TOUCHDOWNS</b>	0	2
Total Offensive Plays (inc. times thrown passing)	55	68	Rushing	0	1
Average gain per offensive play	3.4	5.8	Passing	0	1
<b>NET YARDS RUSHING</b>	68	184	<b>EXTRA POINTS Made-Attempts</b>	0-0	2-2
Total Rushing Plays	26	38	Kicking Made-Attempts	0-0	2-2
Average gain per rushing play	2.6	4.8	<b>FIELD GOALS Made-Attempts</b>	1-2	2-3
Tackles for a loss-number and yards	5-16	0-0	<b>RED ZONE EFFICIENCY</b>	0-0-0%	1-4-25%
<b>NET YARDS PASSING</b>	119	207	<b>GOAL TO GO EFFICIENCY</b>	0-0-0%	1-1-100%
Times thrown - yards lost attempting to pass	1-11	4-21	<b>SAFETIES</b>	0	0
Gross yards passing	130	228	<b>FINAL SCORE</b>	3	20
<b>PASS ATTEMPTS-COMPLETIONS-HAD INTERCEPTED</b>	28-13-1	29-20-0	<b>TIME OF POSSESSION</b>	24:44	35:16
Avg gain per pass play (inc. # thrown passing)	4.1	6.9			
<b>KICKOFFS Number-In End Zone-Touchbacks</b>	2-2-1	5-4-2			
<b>PUNTS Number and Average</b>	5-44.8	4-43.5			
Had Blocked	0	0			
<b>FGs - PATs Had Blocked</b>	0-0	0-0			
<b>Net Punting Average</b>	37.4	34.3			



# Final Individual Statistics



<b>RUSHING</b>							<b>RUSHING</b>						
	ATT	YDS	AVG	LG	TD		ATT	YDS	AVG	LG	TD		
A.Jones	20	73	3.7	9	1	A.Jones	20	73	3.7	9	1		
Em.Wilson	4	43	10.8	31	0	Em.Wilson	4	43	10.8	31	0		
A.Dillon	9	40	4.4	12	0	A.Dillon	9	40	4.4	12	0		
J.Reed	1	21	21.0	21	0	J.Reed	1	21	21.0	21	0		
J.Love	4	7	1.8	8	0	J.Love	4	7	1.8	8	0		
<b>Total</b>	<b>38</b>	<b>184</b>	<b>4.8</b>	<b>31</b>	<b>1</b>	<b>Total</b>	<b>38</b>	<b>184</b>	<b>4.8</b>	<b>31</b>	<b>1</b>		

<b>PASSING</b>									<b>PASSING</b>								
	ATT	CMP	YDS	SK/YD	TD	LG	IN	RT		ATT	CMP	YDS	SK/YD	TD	LG	IN	RT
J.Love	26	20	228	4/21	1	37	0	115.5	J.Love	26	20	228	4/21	1	37	0	115.5
<b>Total</b>	<b>26</b>	<b>20</b>	<b>228</b>	<b>4/21</b>	<b>1</b>	<b>37</b>	<b>0</b>	<b>115.5</b>	<b>Total</b>	<b>26</b>	<b>20</b>	<b>228</b>	<b>4/21</b>	<b>1</b>	<b>37</b>	<b>0</b>	<b>115.5</b>

<b>PASS RECEIVING</b>							<b>PASS RECEIVING</b>						
	TAR	REC	YDS	AVG	LG	TD		TAR	REC	YDS	AVG	LG	TD
D.Wicks	4	4	49	12.3	18	0	D.Wicks	4	4	49	12.3	18	0
A.Jones	6	4	26	6.5	13	0	A.Jones	6	4	26	6.5	13	0
L.Musgrave	4	3	51	17.0	25	1	L.Musgrave	4	3	51	17.0	25	1
R.Doubs	3	3	36	12.0	17	0	R.Doubs	3	3	36	12.0	17	0
J.Reed	3	3	19	6.3	11	0	J.Reed	3	3	19	6.3	11	0
C.Watson	2	1	37	37.0	37	0	C.Watson	2	1	37	37.0	37	0
J.Deguara	1	1	7	7.0	7	0	J.Deguara	1	1	7	7.0	7	0
A.Dillon	1	1	3	3.0	3	0	A.Dillon	1	1	3	3.0	3	0
M.Heath	1	0	0	0.0	0	0	M.Heath	1	0	0	0.0	0	0
<b>Total</b>	<b>25</b>	<b>20</b>	<b>228</b>	<b>11.4</b>	<b>37</b>	<b>1</b>	<b>Total</b>	<b>25</b>	<b>20</b>	<b>228</b>	<b>11.4</b>	<b>37</b>	<b>1</b>

<b>INTERCEPTIONS</b>						<b>INTERCEPTIONS</b>					
	NO	YDS	AVG	LG	TD		NO	YDS	AVG	LG	TD
A.Johnson	1	1	1.0	1	0	A.Johnson	1	1	1.0	1	0
<b>Total</b>	<b>1</b>	<b>1</b>	<b>1.0</b>	<b>1</b>	<b>0</b>	<b>Total</b>	<b>1</b>	<b>1</b>	<b>1.0</b>	<b>1</b>	<b>0</b>

<b>PUNTING</b>								<b>PUNTING</b>							
	NO	YDS	AVG	NET	TB	IN20	LG		NO	YDS	AVG	NET	TB	IN20	LG
D.Whelan	4	174	43.5	34.3	0	1	52	D.Whelan	4	174	43.5	34.3	0	1	52
<b>Total</b>	<b>4</b>	<b>174</b>	<b>43.5</b>	<b>34.3</b>	<b>0</b>	<b>1</b>	<b>52</b>	<b>Total</b>	<b>4</b>	<b>174</b>	<b>43.5</b>	<b>34.3</b>	<b>0</b>	<b>1</b>	<b>52</b>

<b>PUNT RETURNS</b>							<b>PUNT RETURNS</b>						
	NO	YDS	AVG	FC	LG	TD		NO	YDS	AVG	FC	LG	TD
J.Reed	1	22	22.0	2	22	0	J.Reed	1	22	22.0	2	22	0
K.Nixon	1	15	15.0	0	15	0	K.Nixon	1	15	15.0	0	15	0
[OUT OF BOUNDS]	1	0	0.0	0	0	0	[OUT OF BOUNDS]	1	0	0.0	0	0	0
<b>Total</b>	<b>2</b>	<b>37</b>	<b>18.5</b>	<b>2</b>	<b>22</b>	<b>0</b>	<b>Total</b>	<b>2</b>	<b>37</b>	<b>18.5</b>	<b>2</b>	<b>22</b>	<b>0</b>

<b>KICKOFF RETURNS</b>							<b>KICKOFF RETURNS</b>						
	NO	YDS	AVG	FC	LG	TD		NO	YDS	AVG	FC	LG	TD
K.Nixon	1	51	51.0	0	51	0	K.Nixon	1	51	51.0	0	51	0
[TOUCHBACK]	1	0	0.0	0	0	0	[TOUCHBACK]	1	0	0.0	0	0	0
<b>Total</b>	<b>1</b>	<b>51</b>	<b>51.0</b>	<b>0</b>	<b>51</b>	<b>0</b>	<b>Total</b>	<b>1</b>	<b>51</b>	<b>51.0</b>	<b>0</b>	<b>51</b>	<b>0</b>



# Final Defensive Statistics



Los Angeles Rams	Regular Defensive Plays											Special Teams					Misc				
	TKL	AST	COMB	SK	/ YDS	TFL	Q	IN	PD	FF	FR	TKL	AST	FF	FR	BL	TKL	AST	FF	FR	
B.Young	8	2	10	2	10	1	1	0	0	1	0	0	0	0	0	0	0	0	0	0	0
K.Turner	7	3	10	1	7	1	1	0	0	0	0	0	0	0	0	0	0	0	0	0	0
R.Yeast	4	3	7	0	0	0	0	0	0	0	0	0	0	0	0	0	0	0	0	0	0
J.Fuller	2	5	7	0	0	0	0	0	0	1	0	1	0	0	0	0	0	0	0	0	0
C.Rozeboom	2	5	7	0	0	0	0	0	0	0	0	0	0	0	0	0	0	0	0	0	0
Q.Lake	5	1	6	0	0	0	0	0	0	0	0	0	0	0	0	0	0	0	0	0	0
M.Hoecht	3	3	6	0	0	0	2	0	0	0	0	0	0	0	0	0	0	0	0	0	0
D.Shelley	4	0	4	0	0	0	0	0	0	0	1	0	0	0	0	0	0	0	0	0	0
A.Witherspoon	3	1	4	0	0	0	0	1	0	1	0	0	0	0	0	0	0	0	0	0	0
A.Donald	2	2	4	1	4	1	1	0	0	0	0	0	0	0	0	0	0	0	0	0	0
T.Reeder	2	2	4	0	0	0	0	0	0	0	0	0	1	0	0	0	0	0	0	0	0
J.Williams	0	4	4	0	0	0	0	0	0	0	0	0	0	0	0	0	0	0	0	0	0
L.Murchison	1	2	3	0	0	0	0	0	0	0	0	0	0	0	0	0	0	0	0	0	0
C.Durant	0	1	1	0	0	0	0	0	0	0	0	0	0	0	0	0	0	0	0	0	0
C.Durden	0	1	1	0	0	0	0	0	0	0	0	0	0	0	0	0	0	0	0	0	0
O.Mathis	0	1	1	0	0	0	0	0	0	0	0	0	0	0	0	0	0	0	0	0	0
Z.VanValkenburg	0	1	1	0	0	0	0	0	0	0	0	0	0	0	0	0	0	0	0	0	0
D.Allen	0	0	0	0	0	0	0	0	0	0	0	1	0	0	0	0	0	0	0	0	0
R.Freeman	0	0	0	0	0	0	0	0	0	0	0	0	1	0	0	0	1	0	0	0	0
C.Kupp	0	0	0	0	0	0	0	0	0	0	0	0	0	0	0	0	1	0	0	0	0
B.Rypien	0	0	0	0	0	0	0	0	0	0	0	0	0	0	0	0	0	0	0	0	1
<b>Total</b>	<b>43</b>	<b>37</b>	<b>80</b>	<b>4</b>	<b>21</b>	<b>3</b>	<b>5</b>	<b>0</b>	<b>1</b>	<b>2</b>	<b>2</b>	<b>2</b>	<b>2</b>	<b>0</b>	<b>0</b>	<b>0</b>	<b>2</b>	<b>0</b>	<b>0</b>	<b>0</b>	<b>1</b>

TKL = Tackle AST = Assist COMB = Combined QH=QB Hit IN = Interception PD = Pass Defense FF = Forced Fumble FR = Fumble Recovery

Green Bay Packers	Regular Defensive Plays											Special Teams					Misc				
	TKL	AST	COMB	SK	/ YDS	TFL	QH	IN	PD	FF	FR	TKL	AST	FF	FR	BL	TKL	AST	FF	FR	
J.Owens	4	4	8	1	11	0	1	0	0	1	0	1	0	0	0	0	0	0	0	0	0
J.Alexander	6	1	7	0	0	1	0	0	2	0	0	0	0	0	0	0	0	0	0	0	0
I.McDuffie	6	1	7	0	0	2	0	0	0	0	0	0	0	0	0	0	0	0	0	0	0
D.Campbell	3	3	6	0	0	0	0	0	0	0	1	0	0	0	0	0	0	0	0	0	0
K.Nixon	5	0	5	0	0	0	0	0	0	0	0	0	0	0	0	0	0	0	0	0	0
R.Gary	1	2	3	0	0	0	2	0	0	0	0	0	0	0	0	0	0	0	0	0	0
L.Van Ness	2	0	2	0	0	1	1	0	0	0	0	0	0	0	0	0	0	0	0	0	0
C.Valentine	2	0	2	0	0	0	0	0	3	0	0	0	0	0	0	0	0	0	0	0	0
D.Wyatt	0	2	2	0	0	0	0	0	0	0	0	0	0	0	0	0	0	0	0	0	0
K.Brooks	1	0	1	0	0	0	0	0	2	0	0	0	0	0	0	0	0	0	0	0	0
A.Johnson	1	0	1	0	0	0	0	1	2	0	0	0	0	0	0	0	0	0	0	0	0
P.Smith	1	0	1	0	0	0	0	0	1	0	0	0	0	0	0	0	0	0	0	0	0
Er.Wilson	1	0	1	0	0	0	0	0	0	0	0	1	0	0	0	0	0	0	0	0	0
T.Slaton	1	0	1	0	0	0	0	0	0	0	0	0	0	0	0	0	0	0	0	0	0
K.Clark	1	0	1	0	0	0	0	0	0	0	0	0	0	0	0	0	0	0	0	0	0
K.Enagbare	1	0	1	0	0	1	0	0	0	0	0	0	0	0	0	0	0	0	0	0	0
C.Wooden	1	0	1	0	0	0	0	0	0	0	0	0	0	0	0	0	0	0	0	0	0
T.Kraft	0	0	0	0	0	0	0	0	0	0	0	1	0	0	0	0	0	0	0	0	0
Z.Anderson	0	0	0	0	0	0	0	0	0	0	0	1	0	0	0	0	0	0	0	0	0
C.Ballentine	0	0	0	0	0	0	0	0	0	0	0	0	1	0	0	0	0	0	0	0	0
D.Leavitt	0	0	0	0	0	0	0	0	0	0	0	0	1	0	0	0	0	0	0	0	0
J.Runyan	0	0	0	0	0	0	0	0	0	0	0	0	0	0	0	0	1	0	0	0	0
<b>Total</b>	<b>37</b>	<b>13</b>	<b>50</b>	<b>1</b>	<b>11</b>	<b>5</b>	<b>4</b>	<b>1</b>	<b>10</b>	<b>1</b>	<b>1</b>	<b>4</b>	<b>2</b>	<b>0</b>	<b>0</b>	<b>0</b>	<b>1</b>	<b>0</b>	<b>0</b>	<b>0</b>	<b>0</b>

# Rams 20, Cowboys 43

October 29, 2023 - AT&T Stadium - Arlington, TX.



Weather: 46 degrees, cloudy - Attendance 93,448 - Time 10:02 AM PT



ARLINGTON, Texas – The Rams (3-5) fell to the Cowboys 43-20 on Sunday at AT&T Stadium. A game that was 10-3 late in the second quarter became out of reach after the Cowboys (5-2) returned an interception for a touchdown and capitalized on back-to-back special teams miscues to quickly make it 26-3. The Rams added a 1-yard touchdown run by running back Royce Freeman with four seconds left in the second quarter to make it 33-9 (ensuing two-point try was unsuccessful). Los Angeles cut its deficit to 17 with a 20-yard touchdown pass from quarterback Matthew Stafford to wide receiver Ben Skowronek and 2-point completion from wide receiver Tutu Atwell to Stafford. While they held Dallas to a field goal on the ensuing possession, that scoring drive by Dallas still chewed nearly 10 minutes off the game clock. Stafford completed 13 of 22 passes for 162 yards with one touchdown and one interception prior to exiting in the third quarter with a thumb injury (questionable to return and ultimately did not), while defensive tackle Aaron Donald recorded two sacks. Making his NFL debut, kicker Lucas Havrisik made both of his field goal attempts (33 yards and 47 yards). Defensive back Cobie Durant sustained a shoulder injury in the first half. He was questionable to return but ultimately did not re-enter the game. Here is the complete game recap: The Cowboys overcame two early sacks by the Rams on the opening drive with chunk plays through the passing game, setting up an 18-yard touchdown pass from quarterback Dak Prescott to tight end Jake Ferguson for an early 7-0 Dallas lead. Los Angeles had a third sack on the drive negated by a penalty. The Rams answered with with a 33-yard field goal attempt by Havrisik to cut their deficit to four with 5:22 remaining in the first quarter. Despite a sack resulting for a 10-yard loss on third down, the Cowboys still managed to convert a 58-yard field goal attempt to make it 10-3 Dallas with 43 seconds left in the first quarter. Then, Stafford's first pass on the ensuing drive was intercepted and returned 30 yards for a touchdown by cornerback DaRon Bland to extend the Cowboys' lead to 17-3. A pair of special teams miscues by the Rams then led directly to another nine points for the Cowboys. After Stafford was sacked on third down, punter Ethan Evans' punt was blocked out of the endzone for a safety. Then, wide receiver KaVontae Turpin returned the ensuing free kick by Evans 63 yards, which effectively set up a 10-yard touchdown pass from Prescott to wide receiver CeeDee Lamb two plays later to make it 26-3 Cowboys with 12:50 left in the second quarter. Jordan Fuller's interception in the endzone off a tipped Prescott pass gave the Rams some life late in the second quarter. On the series, the Cowboys appeared to get the ball back via a sack-fumble caused by linebacker Micah Parsons, but officials upon further review overturned the original call and ruled it was instead an incomplete pass. However, the incompleteness came on the third down, so the Rams were forced to punt. On the ensuing possession, the Cowboys extended their lead to 33-3 with 2:27 left in the first half via a 22-yard touchdown pass from Prescott to Lamb. Freeman's 1-yard touchdown run, and the following unsuccessful 2-point try, cut the Rams' deficit to 26 at halftime. A 32-yard catch-and-run by running back Darrell Henderson Jr. on the opening possession of the second half helped the Rams quickly move into Cowboys territory, and the Rams capitalized with a 20-yard touchdown pass from Stafford to Skowronek and successful 2-point try on a pass from Tutu Atwell to Stafford to make it 33-17 Cowboys with 11:29 left in the third quarter. Dallas added a 27-yard field goal by kicker Brandon Aubrey for a 36-17 lead late in the third quarter, at the end of a scoring drive that erased nearly 10 minutes off the clock. On the ensuing possession, Stafford was replaced by backup Brett Rypien after going back to the Rams' locker room following the previous offensive series. Stafford returned to the sideline with his right thumb and wrist taped, but was questionable to return with a thumb injury. A 25-yard touchdown pass from Prescott to wide receiver Brandin Cooks made it 43-17 Cowboys with 12:19 remaining in the fourth quarter. The Rams added a 47-yard field goal from Havrisik to make it 43-20 with 5:31 remaining.



## Starting Lineups



### Dallas Cowboys

TE	87	J. Ferguson	DT	95	J. Hankins
WR	88	C. Lamb	DT	97	O. Odighizuwa
LT	71	C. Edoga	DE	90	D. Lawrence
LG	73	Tyl. Smith	LB	33	D. Clark
C	63	T. Biadasz	DE	11	M. Parsons
RG	70	Z. Martin	CB	21	S. Gilmore
RT	78	T. Steele	CB	2	J. Lewis
WR	3	B. Cooks	CB	26	D. Bland
WR	13	M. Gallup	S	14	M. Bell
QB	4	D. Prescott	S	1	J. Kearse
RB	20	T. Pollard	S	28	M. Hooker

### Los Angeles Rams

WR	17	P. Nacua	NT	91	K. Turner
TE	89	T. Higbee	DT	99	A. Donald
LT	77	A. Jackson	OLB	97	M. Hoecht
LG	73	S. Avila	OLB	0	B. Young
C	65	C. Shelton	LB	53	E. Jones
RG	69	K. Dotson	LB	56	C. Rozeboom
RT	70	J. Noteboom	CB	14	C. Durant
WR	10	C. Kupp	DB	1	D. Kendrick
WR	5	T. Atwell	DB	2	R. Yeast
QB	9	M. Stafford	DB	44	A. Witherspoon
RB	27	D. Henderson	DB	4	J. Fuller

**LOS ANGELES SUBSTITUTIONS:** DB 6 T.Tomlinson, K 8 L.Havrisik, QB 11 B.Rypien, WR 15 D.Robinson, WR 18 B.Skowronek, RB 24 R.Freeman, DB 26 D.Shelley, OLB 32 O.Mathis, RB 33 M.Gaskin, LB 35 J.Hummel, DB 37 Q.Lake, P 42 E.Evans, DB 43 J.Johnson, LS 47 A.Ward, OLB 51 Z.VanValkenburg, DT 52 L.Murchison, ILB 59 T.Reeder, OL 71 W.McClendon, OL 72 T.Anchrum, WR 81 A.Trammell, TE 87 D.Allen, TE 88 B.Hopkins, DE 92 J.Williams, DE 94 D.Johnson, DT 98 C.Durden

**LOS ANGELES DID NOT PLAY:** OL 55 B. Allen

**LOS ANGELES NOT ACTIVE:** RB 21 Z.Evans, OLB 31 N.Hampton, OL 57 Z.Thomas, OL 79 R.Havenstein, DE 90 E.Brown



## Scoring Summaries



Team	Qtr	Time	Play Description (Extra Point) (Drive Info)	Visitor	Home
Cowboys	1	9:44	J.Ferguson 18 yd. pass from D.Prescott (B.Aubrey kick) (10-75, 5:16)	0	7
Rams	1	5:22	L.Havrisik 33 yd. Field Goal (10-60, 4:22)	3	7
Cowboys	1	0:43	B.Aubrey 58 yd. Field Goal (9-35, 4:39)	3	10
Cowboys	1	0:36	D.Bland 30 yd. interception return (B.Aubrey kick)	3	17
Cowboys	2	13:39	Punt blocked by S.Williams out of bounds in end zone for a Safety	3	19
Cowboys	2	12:45	C.Lamb 10 yd. pass from D.Prescott (B.Aubrey kick) (2-13, 0:54)	3	26
Cowboys	2	2:27	C.Lamb 22 yd. pass from D.Prescott (B.Aubrey kick) (5-63, 2:41)	3	33
Rams	2	0:04	R.Freeman 1 yd. run (pass failed) (12-75, 2:23)	9	33
Rams	3	11:29	B.Skowronek 20 yd. pass from M.Stafford (T.Atwell-M.Stafford pass) (7-75, 3:31)	17	33



# Final Team Statistics



	Visitor Steelers	Home Rams	KICKOFFS Number-In End Zone-Touchbacks	5-4-4	4-4-3
<b>TOTAL FIRST DOWNS</b>	17	19	PUNTS Number and Average	5-43.6	4-52.0
By Rushing	8	8	Had Blocked	0	0
By Passing	9	8	FGs - PATs Had Blocked	0-0	0-0
By Penalty	0	3	Net Punting Average	43.6	43.5
<b>THIRD DOWN EFFICIENCY</b>	4-12-33.3%	9-18-50.0%	<b>TOTAL RETURN YARDAGE (Not Including Kickoffs)</b>	38	0
<b>FOURTH DOWN EFFICIENCY</b>	1-1-100.0%	0-0-0.0%	No. and Yards Punt Returns	3-14	0-0
<b>TOTAL NET YARDS</b>	300	364	No. and Yards Kickoff Returns	1-15	1-12
Total Offensive Plays (inc. Times Thrown Passing)	56	62	No. and Yards Interception Returns	1-24	0-0
Average gain per offensive play	5.4	5.7	<b>PENALTIES Number and Yards</b>	8-76	5-40
<b>NET YARDS RUSHING</b>	86	135	<b>FUMBLES Number and Lost</b>	1-0	0-0
Total Rushing Plays	29	31	<b>TOUCHDOWNS</b>	3	2
Average gain per rushing play	3.0	4.4	Rushing	3	1
Tackles for a loss-number and yards	1-5	2-3	Passing	0	1
<b>NET YARDS PASSING</b>	214	219	<b>EXTRA POINTS Made-Attempts</b>	3-3	1-2
Times Thrown - yards lost attempting to pass	2-16	2-12	Kicking Made-Attempts	3-3	0-1
Cross yards passing	230	231	Passing Made-Attempts	0-0	1-1
<b>PASS ATTEMPTS-COMPLETIONS-HAD INTERCEPTED</b>	25-17-0	29-14-1	<b>FIELD GOALS Made-Attempts</b>	1-1	1-3
Avg gain per pass play (inc. # thrown passing)	7.9	7.1	<b>RED ZONE EFFICIENCY</b>	3-3-100%	1-1-100%
			<b>GOAL TO GO EFFICIENCY</b>	2-2-100%	1-1-100%
			<b>SAFETIES</b>	0	0
			<b>FINAL SCORE</b>	24	17
			<b>TIME OF POSSESSION</b>	28:14	31:46



# Final Individual Statistics



<b>RUSHING</b>	ATT	YDS	AVG	LG	TD
T.Pollard	12	53	4.4	13	0
D.Prescott	4	19	4.8	9	0
R.Dowdle	5	18	3.6	7	0
C.Lamb	1	12	12.0	12	0
B.Cooks	1	3	3.0	3	0
C.Rush	3	-3	-1.0	-1	0
Total	26	102	3.9	13	0

<b>PASSING</b>	ATT	CMP	YDS	SK/YD	TD	LG	IN	RT
D.Prescott	31	25	304	3/22	4	26	1	133.7
C.Rush	3	2	3	0/0	0	5	0	70.1
Total	34	27	307	3/22	4	26	1	131.2

<b>PASS RECEIVING</b>	TAR	REC	YDS	AVG	LG	TD
C.Lamb	14	12	158	13.2	26	2
J.Ferguson	4	4	47	11.8	18	1
B.Cooks	4	3	49	16.3	25	1
M.Gallup	3	2	20	10.0	14	0
R.Dowdle	2	2	7	3.5	5	0
K.Turpin	2	1	13	13.0	13	0
L.Schoonmaker	1	1	13	13.0	13	0
T.Pollard	1	1	2	2.0	2	0
H.Luepke	1	1	-2	-2.0	-2	0
J.Tolbert	1	0	0	0.0	0	0
S.McKeon	1	0	0	0.0	0	0
Total	34	27	307	11.4	26	4

<b>INTERCEPTIONS</b>	NO	YDS	AVG	LG	TD
D.Bland	1	30	30.0	30	1
Total	1	30	30.0	30	1

<b>PUNTING</b>	NO	YDS	AVG	NET	TB	IN20	LG
B.Anger	2	93	46.5	49.0	0	1	52
Total	2	93	46.5	49.0	0	1	52

<b>PUNT RETURNS</b>	NO	YDS	AVG	FC	LG	TD
K.Turpin	2	0	0.0	0	0	0
[DOWNED]	1	0	0.0	0	0	0
[OUT OF BOUNDS]	1	0	0.0	0	0	0
Total	2	0	0.0	0	0	0

<b>KICKOFF RETURNS</b>	NO	YDS	AVG	FC	LG	TD
K.Turpin	2	88	44.0	0	63	0
R.Dowdle	1	8	8.0	0	8	0
[TOUCHBACK]	3	0	0.0	0	0	0
Total	3	96	32.0	0	63	0

<b>RUSHING</b>	ATT	YDS	AVG	LG	TD
R.Freeman	9	44	4.9	10	1
D.Henderson	12	31	2.6	7	0
M.Stafford	1	9	9.0	9	0
T.Atwell	2	8	4.0	8	0
Total	24	92	3.8	10	1

<b>PASSING</b>	ATT	CMP	YDS	SK/YD	TD	LG	IN	RT
M.Stafford	22	13	162	1/9	1	32	1	78.2
B.Rypien	10	5	42	1/7	0	13	0	61.2
Total	32	18	204	2/16	1	32	1	72.9

<b>PASS RECEIVING</b>	TAR	REC	YDS	AVG	LG	TD
T.Higbee	7	5	45	9.0	20	0
C.Kupp	10	4	21	5.3	9	0
D.Henderson	3	3	54	18.0	32	0
P.Nacua	7	3	43	14.3	22	0
T.Atwell	4	2	21	10.5	20	0
B.Skowronek	1	1	20	20.0	20	1
Total	32	18	204	11.3	32	1

<b>INTERCEPTIONS</b>	NO	YDS	AVG	LG	TD
J.Fuller	1	18	18.0	18	0
Total	1	18	18.0	18	0

<b>PUNTING</b>	NO	YDS	AVG	NET	TB	IN20	LG
E.Evans	4	183	45.8	36.6	0	1	58
[BLOCKED]	1	0	0.0	0.0	0	0	0
Total	5	183	36.6	36.6	0	1	58

<b>PUNT RETURNS</b>	NO	YDS	AVG	FC	LG	TD
A.Trammell	1	-5	-5.0	1	-5	0
Total	1	-5	-5.0	1	-5	0

<b>KICKOFF RETURNS</b>	NO	YDS	AVG	FC	LG	TD
[TOUCHBACK]	8	0	0.0	0	0	0
Total	0	0	0.0	0	0	0



# Final Defensive Statistics



Los Angeles Rams	Regular Defensive Plays											Special Teams					Misc				
	TKL	AST	COMB	SK	/ YDS	TFL	Q	IN	PD	FF	FR	TKL	AST	FF	FR	BL	TKL	AST	FF	FR	
E.Jones	5	3	8	0	0	0	1	0	0	0	0	0	0	0	0	0	0	0	0	0	0
C.Rozeboom	6	1	7	0	0	0	0	0	0	0	0	0	0	0	0	0	0	0	0	0	0
J.Fuller	5	1	6	0	0	0	0	1	1	0	0	0	0	0	0	0	0	0	0	0	0
D.Kendrick	4	1	5	0	0	0	0	0	1	0	0	0	0	0	0	0	0	0	0	0	0
R.Yeast	4	1	5	0	0	0	0	0	0	0	0	0	0	0	0	0	0	0	0	0	0
Q.Lake	4	0	4	0	0	0	0	0	2	0	0	0	0	0	0	0	0	0	0	0	0
A.Donald	3	1	4	2	17	2	2	0	0	0	0	0	0	0	0	0	0	0	0	0	0
A.Witherspoon	3	0	3	0	0	0	0	0	1	0	0	0	0	0	0	0	0	0	0	0	0
K.Turner	1	2	3	0	0	1	0	0	1	0	0	0	0	0	0	0	0	0	0	0	0
J.Williams	1	2	3	0	0	0	0	0	0	0	0	0	0	0	0	0	0	0	0	0	0
L.Murchison	1	2	3	0	0	0	0	0	0	0	0	0	0	0	0	0	0	0	0	0	0
B.Young	2	0	2	0	0	0	0	0	0	0	0	0	0	0	0	0	0	0	0	0	0
M.Hoecht	1	1	2	1	5	1	1	0	0	0	0	0	0	0	0	0	0	0	0	0	0
O.Mathis	1	0	1	0	0	0	0	0	0	0	0	0	0	0	0	0	0	0	0	0	0
C.Durant	0	1	1	0	0	0	0	0	0	0	0	0	0	0	0	0	0	0	0	0	0
Z.VanValkenburg	0	1	1	0	0	0	0	0	0	0	0	0	0	0	0	0	0	0	0	0	0
C.Durden	0	1	1	0	0	0	0	0	0	0	0	0	0	0	0	0	0	0	0	0	0
B.Skowronek	0	0	0	0	0	0	0	0	0	0	0	1	1	0	0	0	0	0	0	0	0
D.Shelley	0	0	0	0	0	0	0	0	0	0	0	1	0	0	0	0	0	0	0	0	0
T.Tomlinson	0	0	0	0	0	0	0	0	0	0	0	1	0	0	0	0	0	0	0	0	0
T.Reeder	0	0	0	0	0	0	0	0	0	0	0	0	1	0	0	0	0	0	0	0	0
<b>Total</b>	<b>41</b>	<b>18</b>	<b>59</b>	<b>3</b>	<b>22</b>	<b>5</b>	<b>3</b>	<b>1</b>	<b>6</b>	<b>0</b>	<b>0</b>	<b>3</b>	<b>2</b>	<b>0</b>	<b>0</b>	<b>0</b>	<b>0</b>	<b>0</b>	<b>0</b>	<b>0</b>	<b>0</b>

TKL = Tackle AST = Assist COMB = Combined QH=QB Hit IN = Interception PD = Pass Defense FF = Forced Fumble FR = Fumble Recovery

Dallas Cowboys	Regular Defensive Plays											Special Teams					Misc				
	TKL	AST	COMB	SK	/ YDS	TFL	QH	IN	PD	FF	FR	TKL	AST	FF	FR	BL	TKL	AST	FF	FR	
D.Bland	6	1	7	0	0	0	0	1	2	0	0	0	0	0	0	0	0	0	0	0	0
D.Wilson	5	1	6	0	0	0	0	0	0	0	0	0	0	0	0	0	0	0	0	0	0
M.Bell	5	1	6	0	0	0	0	0	0	0	0	0	0	0	0	0	0	0	0	0	0
D.Clark	4	2	6	0	0	0	0	0	0	0	0	0	0	0	0	0	0	0	0	0	0
S.Gilmore	4	0	4	0	0	0	0	0	1	0	0	0	0	0	0	0	0	0	0	0	0
J.Kearse	2	2	4	0	0	1	0	0	0	0	0	0	0	0	0	0	0	0	0	0	0
O.Odighizuwa	1	2	3	0	0	0	1	0	0	0	0	0	0	0	0	0	0	0	0	0	0
M.Parsons	2	0	2	1	9	2	3	0	1	0	0	0	0	0	0	0	0	0	0	0	0
D.Lawrence	2	0	2	0	0	1	0	0	0	0	0	0	0	0	0	0	0	0	0	0	0
J.Lewis	2	0	2	0	0	0	0	0	0	0	0	0	0	0	0	0	0	0	0	0	0
D.Armstrong	1	1	2	1	7	1	1	0	0	0	0	0	0	0	0	0	0	0	0	0	0
M.Hooker	1	0	1	0	0	0	0	0	0	0	0	0	0	0	0	0	0	0	0	0	0
C.Golston	1	0	1	0	0	0	0	0	0	0	0	0	0	0	0	0	0	0	0	0	0
M.Smith	1	0	1	0	0	0	0	0	0	0	0	0	0	0	0	0	0	0	0	0	0
R.Evans	1	0	1	0	0	0	0	0	0	0	0	0	0	0	0	0	0	0	0	0	0
D.Fowler	1	0	1	0	0	1	0	0	0	0	0	0	0	0	0	0	0	0	0	0	0
N.Gallimore	0	1	1	0	0	0	0	0	1	0	0	0	0	0	0	0	0	0	0	0	0
S.Williams	0	1	1	0	0	0	0	0	0	0	0	1	0	0	0	1	0	0	0	0	0
J.Hankins	0	1	1	0	0	0	0	0	0	0	0	0	0	0	0	0	0	0	0	0	0
N.Wright	0	0	0	0	0	0	0	0	0	0	0	0	1	0	0	0	0	0	0	0	0
D.Prescott	0	0	0	0	0	0	0	0	0	0	0	0	0	0	0	0	1	0	0	0	0
<b>Total</b>	<b>39</b>	<b>13</b>	<b>52</b>	<b>2</b>	<b>16</b>	<b>6</b>	<b>5</b>	<b>1</b>	<b>5</b>	<b>0</b>	<b>0</b>	<b>1</b>	<b>1</b>	<b>0</b>	<b>0</b>	<b>1</b>	<b>1</b>	<b>0</b>	<b>0</b>	<b>0</b>	<b>0</b>

# Rams 17, Steelers 24

October 22, 2023 - SoFi Stadium - Inglewood, CA.



Weather: 74 degrees, sunny - Attendance 73,471 - Time 1:05 PM PT



INGLEWOOD, Calif. – The Rams (3-4) fell to the Steelers 24-17 on Sunday at SoFi Stadium. A 51-yard missed field goal by Rams kicker Brett Maher gave the Steelers (4-2) the ball back late in the third quarter with the Rams leading 17-10. On the possession following that miss, the Steelers tied the game 17-17 on a 13-yard touchdown run by running back Jaylen Warren with 13:49 remaining. Six minutes later, Pittsburgh regained the lead 24-17 via a 3-yard touchdown run by running back Najee Harris with 7:20 remaining, in what would be the go-ahead touchdown. Los Angeles had to get a stop on 4th and 1 from its own 39 to get the ball back, but Pittsburgh converted. L.A. had no timeouts remaining at that point – the 2-minute warning – so Pittsburgh was able to drain the remaining clock to come away with the victory. Wide receiver Puka Nacua had eight catches for 154 yards, finishing nine yards shy of tying his single-game career high, in the loss. Running back Darrell Henderson Jr. had 18 carries for 61 yards and one touchdown, while wide receiver Tutu Atwell (1 catch for 31 yards) accounted for the Rams' other touchdown. Here is the complete game recap, presented by Verizon: The Rams had the chance to take the first lead late in the first quarter, but Maher's 53-yard field goal attempt bounced off the left upright, keeping the game scoreless with 3:35 left in first quarter. The game was still scoreless by the end of the first quarter. The Steelers got on the board first with a 53-yard field goal by kicker Chris Boswell at the beginning of the second quarter. The Rams added a 41-yard field goal by Maher to tie the game 3-3 with 5:56 left in the second quarter. A 31-yard touchdown pass from Stafford to Atwell gave the Rams a 9-3 lead just before halftime (ensuing extra point attempt by Maher was missed). On the first offensive play of the second half, Stafford was intercepted by Steelers outside linebacker T.J. Watt. The 24-yard return set up Pittsburgh at the Los Angeles 7-yard line, and Pittsburgh capitalized shortly thereafter with a 1-yard touchdown run by quarterback Kenny Pickett. The ensuing extra-point attempt regained the lead for the Steelers 10-9 with 13:19 left in the third quarter. A highlight-reel, 32-yard grab by Nacua down the Steelers sideline on the following possession helped the Rams reach Pittsburgh territory. Six plays later, Henderson's 1-yard touchdown run and Stafford's completion to Kupp on the ensuing 2-point attempt gave Los Angeles the lead back 17-10 with 8:57 left in the third quarter. The Rams had a chance to extend their lead to 10 late in the third quarter, but Maher missed a 51-yard field goal attempt wide left. Aided by a 39-yard, catch-and-run play by wide receiver Diontae Johnson, the Steelers tied the game 17-17 after that missed field goal with a 13-yard touchdown run by Warren early in the fourth quarter.



## Starting Lineups



### Pittsburgh Steelers

WR 18	D. Johnson	NT 57	M. Adams
WR 14	G. Pickens	DE 99	L. Ogunjobi
LT 65	D. Moore	LOLB 90	T. Watt
LG 73	I. Seumalo	LILB 55	C. Holcomb
C 61	M. Cole	ROLB 56	A. Highsmith
RG 78	J. Daniels	LB 54	K. Alexander
RT 76	C. Okorafor	RCB 29	L. Wallace
TE 83	Co. Heyward	CB 34	C. Sullivan
WR 11	A. Robinson	CB 20	P. Peterson
QB 8	K. Pickett	FS 39	M. Fitzpatrick
RB 22	N. Harris	S 23	D. Kazez

### Los Angeles Rams

WR 10	C. Kupp	DE 92	J. Williams
WR 5	T. Atwell	NT 91	K. Turner
LT 77	A. Jackson	DT 99	A. Donald
LG 73	S. Avila	OLB 97	M. Hoecht
C 65	C. Shelton	OLB 0	B. Young
RG 69	K. Dotson	LB 53	E. Jones
RT 79	R. Havenstein	LB 56	C. Rozeboom
TE 89	T. Higbee	CB 14	C. Durant
WR 17	P. Nacua	DB 2	R. Yeast
QB 9	M. Stafford	DB 44	A. Witherspoon
RB 27	D. Henderson	DB 4	J. Fuller

**LOS ANGELES SUBSTITUTIONS:** DB 1 D.Kendrick, DB 6 T.Tomlinson, K 8 B.Maher, WR 15 D.Robinson, WR 18 B.Skowronek, RB 21 Z.Evans, RB 24 R.Freeman, DB 26 D.Shelley, OLB 32 O.Mathis, LB 35 J.Hummel, DB 37 Q.Lake, P 42 E.Evans, DB 43 J.Johnson, LS 47 A.Ward, OLB 51 Z.VanValkenburg, ILB 59 T.Reeder, OL 70 J.Noteboom, OL 72 T.Anchrum, WR 81 A.Trammell, TE 87 D.Allen, TE 88 B.Hopkins, DE 90 E.Brown, DE 94 D.Johnson, DT 98 C.Durden  
**LOS ANGELES DID NOT PLAY:** QB 11 B.Rypien, OL 55 B. Allen  
**LOS ANGELES NOT ACTIVE:** OLB 31 N.Hampton, RB 33 M.Gaskin, DT 52 L.Murchison, OL 57 Z.Thomas, OL 71 W.McClendon



## Scoring Summaries



Team	Qtr	Time	Play Description (Extra Point) (Drive Info)	Visitor	Home
Steelers	2	14:51	C.Boswell 53 yd. Field Goal (8-22, 3:44)	3	0
Rams	2	5:56	B.Maher 41 yd. Field Goal (8-38, 4:11)	3	3
Rams	2	0:17	T.Atwell 31 yd. pass from M.Stafford (kick failed, wl) (8-88, 3:29)	3	9
Steelers	3	13:19	K.Pickett 1 yd. run (C.Boswell kick) (3-7, 1:25)	10	9
Rams	3	8:57	D.Henderson 1 yd. run (M.Stafford-C.Kupp pass) (9-75, 4:22)	10	17
Steelers	4	13:49	J.Warren 13 yd. run (C.Boswell kick) (5-59, 2:33)	17	17
Steelers	4	7:20	N.Harris 3 yd. run (C.Boswell kick) (10-80, 5:16)	24	17



# Final Team Statistics



	Visitor Steelers	Home Rams	KICKOFFS Number-In End Zone-Touchbacks	5-44	4-43
<b>TOTAL FIRST DOWNS</b>	17	19	PUNTS Number and Average	5-43.6	4-52.0
By Rushing	8	8	Had Blocked	0	0
By Passing	9	8	FGs - PATs Had Blocked	0-0	0-0
By Penalty	0	3	Net Punting Average	43.6	43.5
<b>THIRD DOWN EFFICIENCY</b>	4-12-33.3%	9-18-50.0%	<b>TOTAL RETURN YARDAGE (Not Including Kickoffs)</b>	38	0
<b>FOURTH DOWN EFFICIENCY</b>	1-1-100.0%	0-0-0.0%	No. and Yards Punt Returns	3-14	0-0
<b>TOTAL NET YARDS</b>	300	354	No. and Yards Kickoff Returns	1-15	1-12
Total Offensive Plays (inc. times thrown passing)	56	62	No. and Yards Interception Returns	1-24	0-0
Average gain per offensive play	5.4	5.7	<b>PENALTIES Number and Yards</b>	8-76	5-40
<b>NET YARDS RUSHING</b>	86	135	<b>FUMBLES Number and Lost</b>	1-0	0-0
Total Rushing Plays	29	31	<b>TOUCHDOWNS</b>	3	2
Average gain per rushing play	3.0	4.4	Rushing	3	1
Tackles for a loss-number and yards	1-5	2-3	Passing	0	1
<b>NET YARDS PASSING</b>	214	219	<b>EXTRA POINTS Made-Attempts</b>	3-3	1-2
Times thrown - yards lost attempting to pass	2-16	2-12	Kicking Made-Attempts	3-3	0-1
Gross yards passing	290	291	Passing Made-Attempts	0-0	1-1
<b>PASS ATTEMPTS-COMPLETIONS-HAD INTERCEPTED</b>	26-17-0	29-14-1	<b>FIELD GOALS Made-Attempts</b>	1-1	1-3
Avg gain per pass play (inc. all thrown passing)	7.9	7.1	<b>RED ZONE EFFICIENCY</b>	3-3-100%	1-1-100%
			<b>GOAL TO GO EFFICIENCY</b>	2-2-100%	1-1-100%
			<b>SAFETIES</b>	0	0
			<b>FINAL SCORE</b>	24	17
			<b>TIME OF POSSESSION</b>	28:14	31:46



# Final Individual Statistics



RUSHING							RUSHING										
	ATT	YDS	AVG	LG	TD		ATT	YDS	AVG	LG	TD						
N.Harris	14	53	3.8	10	1	R.Freeman	12	66	5.5	15	0						
J.Warren	6	32	5.3	13	1	D.Henderson	18	61	3.4	16	1						
C.Austin	1	1	1.0	1	0	M.Stafford	1	8	8.0	8	0						
K.Pickett	8	0	0.0	2	1	Total	31	135	4.4	16	1						
Total	29	86	3.0	13	3												
PASSING									PASSING								
	ATT	CMP	YDS	SK/YD	TD	LG	IN	RT		ATT	CMP	YDS	SK/YD	TD	LG	IN	RT
K.Pickett	25	17	230	2/16	0	39	0	97.1	M.Stafford	29	14	231	2/12	1	36	1	72.6
Total	25	17	230	2/16	0	39	0	97.1	Total	29	14	231	2/12	1	36	1	72.6
PASS RECEIVING							PASS RECEIVING										
	TAR	REC	YDS	AVG	LG	TD		TAR	REC	YDS	AVG	LG	TD				
G.Pickens	8	5	107	21.4	31	0	P.Nacua	12	8	154	19.3	36	0				
D.Johnson	6	5	79	15.8	39	0	C.Kupp	7	2	29	14.5	24	0				
N.Harris	3	3	15	5.0	8	0	T.Atwell	2	1	31	31.0	31	1				
Co.Heyward	3	2	23	11.5	12	0	T.Higbee	3	1	7	7.0	7	0				
A.Robinson	1	1	7	7.0	7	0	D.Henderson	2	1	5	5.0	5	0				
J.Warren	2	1	-1	-1.0	-1	0	B.Hopkins	1	1	5	5.0	5	0				
Total	23	17	230	13.5	39	0	Total	27	14	231	16.5	36	1				
INTERCEPTIONS							INTERCEPTIONS										
	NO	YDS	AVG	LG	TD		NO	YDS	AVG	LG	TD						
T.Watt	1	24	24.0	24	0	Total	0	0	0	0	0						
Total	1	24	24.0	24	0												
PUNTING								PUNTING									
	NO	YDS	AVG	NET	TB	IN20	LG		NO	YDS	AVG	NET	TB	IN20	LG		
P.Harvin	5	218	43.6	43.6	0	2	55	E.Evans	4	208	52.0	43.5	1	2	68		
Total	5	218	43.6	43.6	0	2	55	Total	4	208	52.0	43.5	1	2	68		
PUNT RETURNS								PUNT RETURNS									
	NO	YDS	AVG	FC	LG	TD		NO	YDS	AVG	FC	LG	TD				
C.Austin	3	14	4.7	0	6	0	A.Trammell	0	0	0.0	3	0	0				
[TOUCHBACK]	1	0	0.0	0	0	0	[DOWNED]	1	0	0.0	0	0	0				
Total	3	14	4.7	0	6	0	[OUT OF BOUNDS]	1	0	0.0	0	0	0				
							Total	0	0	0.0	3	0	0				
KICKOFF RETURNS								KICKOFF RETURNS									
	NO	YDS	AVG	FC	LG	TD		NO	YDS	AVG	FC	LG	TD				
G.Igwebuike	1	15	15.0	0	15	0	A.Trammell	1	12	12.0	0	12	0				
[TOUCHBACK]	3	0	0.0	0	0	0	[TOUCHBACK]	4	0	0.0	0	0	0				
Total	4	15	15.0	0	15	0	Total	1	12	12.0	0	12	0				





# Final Defensive Statistics



Pittsburgh Steelers	Regular Defensive Plays											Special Teams					Misc				
	TKL	AST	COMB	SK	/ YDS	TFL	Q	IN	PD	FF	FR	TKL	AST	FF	FR	BL	TKL	AST	FF	FR	
M.Fitzpatrick	6	5	11	0	0	0	0	0	0	0	0	0	0	0	0	0	0	0	0	0	0
C.Holcomb	3	5	8	0	0	1	0	0	0	0	0	0	0	0	0	0	0	0	0	0	0
D.Kazee	4	3	7	0	0	0	0	0	0	0	0	0	0	0	0	0	0	0	0	0	0
K.Neal	4	0	4	0	0	0	0	0	0	0	0	0	0	0	0	0	0	0	0	0	0
M.Adams	3	1	4	0	0	1	0	0	0	0	0	0	0	0	0	0	0	0	0	0	0
L.Ogunjobi	2	2	4	1	6	1	1	0	0	0	0	0	0	0	0	0	0	0	0	0	0
P.Peterson	3	0	3	0	0	0	0	0	0	0	0	0	0	0	0	0	0	0	0	0	0
E.Roberts	3	0	3	0	0	0	0	0	0	0	0	0	0	0	0	0	0	0	0	0	0
J.Porter	2	1	3	0	0	0	0	0	1	0	0	0	0	0	0	0	0	0	0	0	0
L.Wallace	0	3	3	0	0	0	0	0	0	0	0	0	0	0	0	0	0	0	0	0	0
Ni.Herbig	2	0	2	1	6	1	1	0	0	0	0	1	0	0	0	0	0	0	0	0	0
A.Highsmith	2	0	2	0	0	0	0	0	0	0	0	0	0	0	0	0	0	0	0	0	0
K.Alexander	1	1	2	0	0	0	0	0	0	0	0	0	0	0	0	0	0	0	0	0	0
D.Leal	0	2	2	0	0	0	0	0	0	0	0	0	0	0	0	0	0	0	0	0	0
T.Watt	1	0	1	0	0	0	0	1	1	0	0	0	0	0	0	0	0	0	0	0	0
C.Sullivan	1	0	1	0	0	0	0	0	0	0	0	0	0	0	0	0	0	0	0	0	0
K.Benton	0	0	0	0	0	0	2	0	0	0	0	0	0	0	0	0	0	0	0	0	0
I.Seumalo	0	0	0	0	0	0	0	0	0	0	0	0	0	0	0	0	0	0	0	0	1
<b>Total</b>	<b>37</b>	<b>23</b>	<b>60</b>	<b>2</b>	<b>12</b>	<b>4</b>	<b>4</b>	<b>1</b>	<b>2</b>	<b>0</b>	<b>0</b>	<b>1</b>	<b>0</b>	<b>0</b>	<b>0</b>	<b>0</b>	<b>0</b>	<b>0</b>	<b>0</b>	<b>0</b>	<b>1</b>

TKL = Tackle AST = Assist COMB = Combined QH=QB Hit IN = Interception PD = Pass Defense FF = Forced Fumble FR = Fumble Recovery

Los Angeles Rams	Regular Defensive Plays											Special Teams					Misc				
	TKL	AST	COMB	SK	/ YDS	TFL	QH	IN	PD	FF	FR	TKL	AST	FF	FR	BL	TKL	AST	FF	FR	
M.Hoecht	4	3	7	2	16	2	2	0	0	1	0	0	0	0	0	0	0	0	0	0	0
Q.Lake	4	2	6	0	0	0	0	0	0	0	0	0	0	0	0	0	0	0	0	0	0
R.Yeast	2	4	6	0	0	0	0	0	0	0	0	0	0	0	0	0	0	0	0	0	0
C.Durant	4	1	5	0	0	0	1	0	1	0	0	0	0	0	0	0	0	0	0	0	0
C.Rozeboom	3	2	5	0	0	0	0	0	1	0	0	1	0	0	0	0	0	0	0	0	0
J.Fuller	3	2	5	0	0	1	0	0	0	0	0	0	0	0	0	0	0	0	0	0	0
A.Witherspoon	3	1	4	0	0	0	0	0	0	0	0	0	0	0	0	0	0	0	0	0	0
E.Jones	1	3	4	0	0	0	0	0	0	0	0	0	0	0	0	0	0	0	0	0	0
A.Donald	0	4	4	0	0	0	2	0	0	0	0	0	0	0	0	0	0	0	0	0	0
B.Young	3	0	3	0	0	1	2	0	0	0	0	0	0	0	0	0	0	0	0	0	0
K.Turner	1	2	3	0	0	0	0	0	0	0	0	0	0	0	0	0	0	0	0	0	0
J.Williams	1	1	2	0	0	0	0	0	0	0	0	0	0	0	0	0	0	0	0	0	0
D.Johnson	1	0	1	0	0	0	0	0	0	0	0	0	0	0	0	0	0	0	0	0	0
C.Durden	1	0	1	0	0	0	0	0	0	0	0	0	0	0	0	0	0	0	0	0	0
E.Brown	0	1	1	0	0	0	0	0	0	0	0	0	0	0	0	0	0	0	0	0	0
Z.VanValkenburg	0	0	0	0	0	0	0	0	0	0	0	1	0	0	0	0	0	0	0	0	0
D.Shelley	0	0	0	0	0	0	0	0	0	0	0	1	0	0	0	0	0	0	0	0	0
T.Tomlinson	0	0	0	0	0	0	0	0	0	0	0	0	1	0	0	0	0	0	0	0	0
J.Hummel	0	0	0	0	0	0	0	0	0	0	0	0	1	0	0	0	0	0	0	0	0
J.Johnson	0	0	0	0	0	0	0	0	0	0	0	0	1	0	0	0	0	0	0	0	0
A.Ward	0	0	0	0	0	0	0	0	0	0	0	0	1	0	0	0	0	0	0	0	0
P.Nacua	0	0	0	0	0	0	0	0	0	0	0	0	0	0	0	0	1	0	0	0	0
<b>Total</b>	<b>31</b>	<b>26</b>	<b>57</b>	<b>2</b>	<b>16</b>	<b>4</b>	<b>7</b>	<b>0</b>	<b>2</b>	<b>1</b>	<b>0</b>	<b>3</b>	<b>4</b>	<b>0</b>	<b>0</b>	<b>0</b>	<b>1</b>	<b>0</b>	<b>0</b>	<b>0</b>	<b>0</b>

# Rams 26, Cardinals 9

October 15, 2023 - SoFi Stadium - Inglewood, CA.



Weather: 82 degrees, sunny - Attendance 71,202 - Time 1:25 PM PT



INGLEWOOD, Calif. – A strong second half, particularly from their run game, helped the Rams (3-3, 2-1 NFC West) defeat the Cardinals 26-9 on Sunday at SoFi Stadium. Arizona (1-5, 0-2) had no answer for a Los Angeles run game that ripped off 107 rushing yards in the third quarter alone en route to adding 10 points and gaining their first lead of the contest. Running back Kyren Williams was a big piece to that, rushing for 154 of his career-high 158 yards in the second half alone as the Rams outscored the Cardinals 20-0 in the second half. Williams left the game late in the fourth quarter with an ankle injury and was questionable to return. Meanwhile, wide receiver Cooper Kupp finished with seven catches for 148 yards and his first touchdown on the season. Here is the complete game recap, presented by American Airlines: The Cardinals struck first with a 55-yard field goal by kicker Matt Prater on the opening drive for an early 3-0 lead. After a third-down stop near midfield, a 29-yard return by Rams wide receiver Austin Trammell set the Rams up at their own 41. Aided by a 37-yard completion from Matthew Stafford to Kupp shortly thereafter, Los Angeles got its first points via a 29-yard field goal by Maher to tie the game 3-3 toward the end of the first quarter. HIGHLIGHTS: Rams WR Cooper Kupp breaks loose along sideline for 37-yard catch & run against the Cardinals An early second-quarter fumble on a return by Trammell was recovered by Arizona at the L.A. 17. However, the Cardinals could only manage a short Prater field goal on the following drive to regain the lead 6-3. The Cardinals on ensuing possession were left to go for it on 4th and 5 from the Rams' 40, but Cardinals quarterback Josh Dobbs' deep pass intended for wide receiver Marquise Brown down the right sideline was incomplete. After a 3-and-out by the Rams, the Cardinals were again held to a short field goal, as Prater's 27-yarder gave them a 9-3 lead with 43 seconds left in the first half. Thanks to a 49-yard completion from Stafford to Kupp, the Rams were able to add a 35-yard field goal by Maher just before halftime to cut their deficit to three. The Rams' second half-opening drive began with nine consecutive run plays for 62 rushing yards and ended with a 13-yard touchdown pass from Stafford to Kupp for their first lead of the game, 13-9, with 8:57 left in the third quarter. More explosive plays in the run game on the Rams' second offensive series of the second half helped expand that lead further, as a 31-yard run by Williams helped set up a 24-yard field goal by Maher to make it 16-9 Rams with 2:44 left in the third quarter. An early fourth-quarter interception by linebacker Christian Rozeboom in the redzone on a Dobbs pass behind tight end Zach Ertz that deflect off Ertz's hand gave Los Angeles' defense an important takeaway in the redzone. The Rams' offense used that turnover to extend their lead to 23-9 midway through the fourth quarter via a 5-yard touchdown run by Williams. A 43-yard field goal made it 23 unanswered points, counting Maher's field goal in the final seconds of the first half, for the Rams en route to the victory.



## Starting Lineups



### Arizona Cardinals

TE 86	Z. Ertz	DE 92	K. Strong
LT 74	D. Humphries	DE 93	J. Ledbetter
LG 65	E. Wilkinson	ILB 7	K. White
C 72	H. Froholdt	ILB 10	J. Woods
RG 76	W. Hernandez	OLB 97	C. Thomas
RT 70	P. Johnson	OLB 25	Z. Collins
TE 87	G. Swaim	CB 13	K. Clark
WR 14	Mi. Wilson	CB 20	Ma. Wilson
WR 2	M. Brown	DB 33	A. Hamilton
RB 30	K. Ingram	S 36	A. Chachere
QB 9	J. Dobbs	S 22	K. Wallace

### Los Angeles Rams

WR 10	C. Kupp	DE 92	J. Williams
WR 5	T. Atwell	NT 91	K. Turner
LT 77	A. Jackson	DT 99	A. Donald
LG 73	S. Avila	OLB 97	M. Hoecht
C 65	C. Shelton	OLB 0	B. Young
RG 69	K. Dotson	ILB 53	E. Jones
RT 79	R. Havenstein	ILB 56	C. Rozeboom
TE 89	T. Higbee	DB 2	R. Yeast
WR 17	P. Nacua	CB 1	D. Kendrick
QB 9	M. Stafford	CB 44	A. Witherspoon
RB 23	K. Williams	S 4	J. Fuller

**LOS ANGELES SUBSTITUTIONS:** DB 6 T.Tomlinson, K 8 B.Maher, DB 14 C.Durant, WR 15 D.Robinson, WR 18 B.Skowronek, RB 20 R.Rivers, RB 21 Z.Evans, DB 26 D.Shelley, OLB 32 O.Mathis, LB 35 J.Hummel, DB 37 Q.Lake, P 42 E.Evans, DB 43 J.Johnson, LS 47 A.Ward, OLB 51 Z.VanValkenburg, ILB 59 T.Reeder, OL 71 W.McClendon, OL 72 T.Anchrum, WR 81 A.Trammell, TE 87 D.Allen, TE 88 B.Hopkins, DE 90 E.Brown, DT 93 M.Copeland, DT 98 C.Durden

**LOS ANGELES DID NOT PLAY:** QB 11 B.Rypien, OL 55 B. Allen

**LOS ANGELES NOT ACTIVE:** OLB 31 N.Hampton, DT 52 L.Murchison, OL 57 Z.Thomas, OL 70 J.Noteboom, DE 94 D.Johnson



## Scoring Summaries



Team	Qtr	Time	Play Description (Extra Point) (Drive Info)	Visitor	Home
Cardinals	1	11:25	M.Prater 55 yd. Field Goal (8-38, 3:35)	3	0
Rams	1	0:11	B.Maher 29 yd. Field Goal (6-48, 1:56)	3	3
Cardinals	2	12:35	M.Prater 32 yd. Field Goal (4-3, 0:52)	6	3
Cardinals	2	0:43	M.Prater 27 yd. Field Goal (11-63, 4:22)	9	3
Rams	2	0:04	B.Maher 35 yd. Field Goal (5-58, 0:39)	9	6
Rams	3	8:57	C.Kupp 13 yd. pass from M.Stafford (B.Maher kick) (10-75, 6:03)	9	13
Rams	3	2:44	B.Maher 25 yd. Field Goal (8-80, 4:31)	9	16
Rams	4	8:19	K.Williams 5 yd. run (B.Maher kick) (12-88, 6:35)	9	23
Rams	4	4:37	B.Maher 43 yd. Field Goal (4-8, 1:38)	9	26



# Final Team Statistics



	Visitor Cardinals	Home Rams	KICKOFFS Number-In End Zone-Touchbacks	4-3-3	7-7-7
<b>TOTAL FIRST DOWNS</b>	20	17	PUNTS Number and Average	3-44.7	4-46.5
By Rushing	6	9	Had Blocked	0	0
By Passing	12	7	FGs - PATs Had Blocked	0-0	0-0
By Partially	2	1	Net Punting Average	34.7	37.5
<b>THIRD DOWN EFFICIENCY</b>	6-10-37.0%	4-12-33.3%	<b>TOTAL RETURN YARDAGE (Not Including Kickoffs)</b>	16	30
<b>FOURTH DOWN EFFICIENCY</b>	2-4-50.0%	0-0-0.0%	No. and Yards Punt Returns	1-16	3-30
<b>TOTAL NET YARDS</b>	345	382	No. and Yards Kickoff Returns	0-0	0-0
Total Offensive Plays (inc. times thrown passing)	73	55	No. and Yards Interception Returns	0-0	1-0
Average gain per offensive play	4.7	6.9	<b>PENALTIES Number and Yards</b>	5-36	6-69
<b>NET YARDS RUSHING</b>	130	179	<b>FUMBLES Number and Lost</b>	1-1	1-1
Total Rushing Plays	30	28	<b>TOUCHDOWNS</b>	0	2
Average gain per rushing play	4.3	6.4	Rushing	0	1
Tackles for a loss number and yards	6-13	2-2	Passing	0	1
<b>NET YARDS PASSING</b>	215	203	<b>EXTRA POINTS Made-Attempts</b>	0-0	2-2
Times thrown - yards lost attempting to pass	2-20	3-23	Kicking Made-Attempts	0-0	2-2
Gross yards passing	286	226	<b>FIELD GOALS Made-Attempts</b>	3-3	4-4
<b>PASS ATTEMPTS-COMPLETIONS-HAD INTERCEPTED</b>	41-21-1	24-15-0	<b>RED ZONE EFFICIENCY</b>	0-3-0%	2-5-40%
Avg gain per pass play (inc.# thrown passing)	5.0	7.5	<b>GOAL TO GO EFFICIENCY</b>	0-0-0%	1-1-100%
			<b>SAFETIES</b>	0	0
			<b>FINAL SCORE</b>	9	26
			<b>TIME OF POSSESSION</b>	30:30	29:30



# Final Individual Statistics



RUSHING								RUSHING									
	ATT	YDS	AVG	LG	TD			ATT	YDS	AVG	LG	TD					
J.Dobbs	7	47	6.7	24	0	K.Williams		20	158	7.9	31	1					
K.Ingram	10	40	4.0	12	0	Z.Evans		4	10	2.5	3	0					
D.Williams	8	36	4.5	9	0	R.Rivers		3	9	3.0	6	0					
F.Demercado	7	11	5.5	6	0	M.Stafford		1	2	2.0	2	0					
R.Moore	3	-4	-1.3	1	0	Total		28	179	6.4	31	1					
Total	30	130	4.3	24	0												
PASSING								PASSING									
	ATT	CMP	YDS	SK/YD	TD	LG	IN	RT		ATT	CMP	YDS	SK/YD	TD	LG	IN	RT
J.Dobbs	41	21	235	2/20	0	27	1	58.5	M.Stafford	24	15	226	3/23	1	49	0	107.3
Total	41	21	235	2/20	0	27	1	58.5	Total	24	15	226	3/23	1	49	0	107.3
PASS RECEIVING								PASS RECEIVING									
	TAR	REC	YDS	AVG	LG	TD			TAR	REC	YDS	AVG	LG	TD			
T.McBride	5	4	62	15.5	27	0	C.Kupp		9	7	148	21.1	49	1			
M.Brown	11	4	34	8.5	22	0	P.Nacua		7	4	26	6.5	9	0			
R.Moore	7	4	30	7.5	9	0	T.Higbee		3	2	16	9.0	9	0			
Mi.Wilson	1	3	62	20.7	26	0	T.Atwell		1	1	30	30.0	30	0			
Z.Ertz	5	2	22	11.0	12	0	R.Rivers		1	1	4	4.0	4	0			
K.Ingram	2	2	11	5.5	9	0	Total		21	15	226	15.1	49	1			
D.Williams	1	1	8	8.0	8	0											
E.Demercado	1	1	6	6.0	6	0	<b>INTERCEPTIONS</b>		<b>NO</b>	<b>YDS</b>	<b>AVG</b>	<b>LG</b>	<b>TD</b>				
Z.Pascal	1	0	0	0.0	0	0	C.Rozeboom		1	0	0.0	0	0				
G.Dortch	1	0	0	0.0	0	0	Total		1	0	0.0	0	0				
Total	38	21	235	11.2	27	0	<b>PUNTING</b>		<b>NO</b>	<b>YDS</b>	<b>AVG</b>	<b>NET</b>	<b>TB</b>	<b>IN20</b>	<b>LG</b>		
<b>INTERCEPTIONS</b>	<b>NO</b>	<b>YDS</b>	<b>AVG</b>	<b>LG</b>	<b>TD</b>		E.Evans		4	186	46.5	37.5	1	1	52		
Total	0	0	0	0	0		Total		4	186	46.5	37.5	1	1	52		
PUNTING								PUNTING									
	NO	YDS	AVG	NET	TB	IN20	LG		NO	YDS	AVG	NET	TB	IN20	LG		
B.Gillikin	3	134	44.7	34.7	0	1	48	<b>PUNT RETURNS</b>		<b>NO</b>	<b>YDS</b>	<b>AVG</b>	<b>FC</b>	<b>LG</b>	<b>TD</b>		
Total	3	134	44.7	34.7	0	1	48	A.Trammell		3	30	10.0	0	29	0		
PUNT RETURNS								PUNT RETURNS									
	NO	YDS	AVG	FC	LG	TD			NO	YDS	AVG	FC	LG	TD			
G.Dortch	1	16	16.0	1	16	0	Total		3	30	10.0	0	29	0			
[OUT OF BOUNDS]	1	0	0.0	0	0	0	<b>KICKOFF RETURNS</b>		<b>NO</b>	<b>YDS</b>	<b>AVG</b>	<b>FC</b>	<b>LG</b>	<b>TD</b>			
[TOUCHBACK]	1	0	0.0	0	0	0	A.Trammell		0	0	0.0	1	0	0			
Total	1	16	16.0	1	16	0	[TOUCHBACK]		3	0	0.0	0	0	0			
<b>KICKOFF RETURNS</b>	<b>NO</b>	<b>YDS</b>	<b>AVG</b>	<b>FC</b>	<b>LG</b>	<b>TD</b>	Total		0	0	0.0	1	0	0			
[TOUCHBACK]	7	0	0.0	0	0	0			0	0	0.0	1	0	0			



# Rams 14, Eagles 23

October 9, 2023 - SoFi Stadium - Inglewood, CA.



Weather: 71 degrees, sunny - Attendance 74,935 - Time 1:05 PM PT



INGLEWOOD, Calif. – The Rams (2-3) fell to the Eagles 23-14 on Sunday at SoFi Stadium. Wide receiver Cooper Kupp posted 8 catches for 118 yards in his 2023 season debut, while quarterback Matthew Stafford completed 21 of 37 pass attempts for 222 yards and two touchdowns in Los Angeles' loss to Philadelphia (5-0). Meanwhile, defensive back Ahkello Witherspoon recorded an interception for his third-consecutive game with a takeaway for the Rams defense. Here is the complete game recap, presented by Cedars-Sinai: The Eagles used a long, methodical opening drive to take a 7-0 lead via a 6-yard touchdown pass from quarterback Jalen Hurts to tight end Dallas Goedert. The Rams' ensuing drive didn't take as long, but ended with a 3-yard touchdown pass from Stafford to Tutu Atwell to tie the game 7-7 with 2:01 left in the first quarter. A 15-play, 56-yard scoring drive that chewed eight-and-a-half minutes off the clock helped the Eagles regain the lead 10-7 via a 34-yard field goal by kicker Jake Elliott. Los Angeles answered with a 22-yard touchdown pass from Stafford to wide receiver Puka Nacua to regain the lead 14-10 with 32 seconds left in the first half. Still, that was more than enough time for Philadelphia to answer with a 1-yard touchdown run by Hurts to regain the lead 17-14 at halftime. Although the Rams were forced to punt on the opening drive of the second half, punter Ethan Evans' pinpoint 56-yard punt set the Eagles up and their own 5-yard line. The shallow field position initially didn't present as big of an obstacle as perceived to the Eagles, who covered 75 yards before Witherspoon intercepted Hurts in the endzone on a deep pass intended for A.J. Brown. However, the Rams were unable to capitalize on the takeaway and ultimately forced to punt near midfield after a fumble by Stafford at the Eagles 43-yard line. The 17-play, 83-yard scoring drive by Philadelphia chewed 8 minutes and 9 seconds off the clock and ended with a 26-yard field goal by Elliott after defensive back Duke Shelley's 3rd-down pass breakup in the endzone with 12:29 remaining in the fourth quarter. On the ensuing series, Stafford overthrew Atwell over the middle on a pass that, had it been completed, likely would've gone for a big gain. The Rams punted two plays later, and the Eagles added another field goal on that drive to increase their lead to 23-14 with 4:06 remaining. Los Angeles' last gasp was an attempt to convert on 4th and 12 from their own 41, but it was unsuccessful. While the Rams got a fourth-down stop of their own on the following series, the starting field position of their own 8-yard line was too steep to mount a meaningful drive.



## Starting Lineups



### Philadelphia Eagles

TE	88	D. Goedert	DT	93	M. Williams
LT	68	J. Mailata	DT	90	J. Davis
LG	69	L. Dickerson	DE	94	J. Sweat
C	62	J. Kelce	SAM	7	H. Reddick
RG	78	I. Opeta	MIKE	41	N. Morrow
RT	65	L. Johnson	WILL	52	Z. Cunningham
WR	16	Q. Watkins	CB	31	M. Goodrich
WR	11	A. Brown	CB	24	J. Bradberry
WR	6	D. Smith	CB	2	D. Slay
QB	1	J. Hurts	S	30	J. Evans
RB	0	D. Swift	S	32	R. Blankenship

### Los Angeles Rams

WR	5	T. Atwell	DE	92	J. Williams
WR	10	C. Kupp	NT	95	B. Brown
LT	77	A. Jackson	DT	99	A. Donald
LG	73	S. Avila	OLB	97	M. Hoecht
C	65	C. Shelton	OLB	0	B. Young
RG	69	K. Dotson	ILB	53	E. Jones
RT	79	R. Havenstein	ILB	14	C. Durant
TE	89	T. Higbee	CB	1	D. Kendrick
WR	17	P. Nacua	CB	44	A. Witherspoon
QB	9	M. Stafford	S	4	J. Fuller
RB	23	K. Williams	S	2	R. Yeast

**LOS ANGELES SUBSTITUTIONS:** DB 6 T.Tomlinson, K 8 B.Maher, WR 12 V.Jefferson, WR 18 B.Skowronek, RB 20 R.Rivers, RB 21 Z.Evans, DB 26 D.Shelley, LB 32 O.Mathis, LB 35 J.Hummel, DB 37 Q.Lake, P 42 E.Evans, DB 43 J.Johnson, LS 47 A.Ward, OLB 51 Z.VanValkenburg, DT 52 L.Murchison, OL 55 B.Allen, LB 56 C.Rozeboom, ILB 59 T.Reeder, OL 71 W.McClendon, OL 72 T.Anchrum, WR 81 A.Trammell, TE 87 D.Allen, TE 88 B.Hopkins, DE 90 E.Brown, NT 91 K.Turner

**LOS ANGELES DID NOT PLAY:** QB 11 B.Rypien

**LOS ANGELES NOT ACTIVE:** WR 15 D. Robinson, OLB 31 N. Hampton, OL 57 Z. Thomas, OL 70 J. Noteboom, DE 94 D. Johnson



## Scoring Summaries



Team	Qtr	Time	Play Description (Extra Point) (Drive Info)	Visitor	Home
Eagles	1	8:37	D.Goedert 6 yd. pass from J.Hurts (J.Elliott kick) (12-75, 6:23)	7	0
Rams	1	2:01	T.Atwell 3 yd. pass from M.Stafford (B.Maher kick) (14-75, 6:36)	7	7
Eagles	2	2:15	J.Elliott 34 yd. Field Goal (15-56, 8:24)	10	7
Rams	2	0:32	P.Nacua 22 yd. pass from M.Stafford (B.Maher kick) (6-75, 1:43)	10	14
Eagles	2	0:00	J.Hurts 1 yd. run (J.Elliott kick) (4-75, 0:32)	17	14
Eagles	4	12:29	J.Elliott 26 yd. Field Goal (17-83, 8:09)	20	14
Eagles	4	4:06	J.Elliott 26 yd. Field Goal (10-72, 5:49)	23	14



# Final Team Statistics



	Visitor Eagles	Home Rams	KICKOFFS Number-In End Zone-Touchbacks	5-55	3-33
<b>TOTAL FIRST DOWNS</b>	28	17	<b>PUNTS Number and Average</b>	141.0	4-53.8
By Rushing	12	2	Had Blocked	0	0
By Passing	13	13	<b>FGs - PATs Had Blocked</b>	0-0	0-0
By Penalty	3	2	<b>Net Punting Average</b>	41.0	45.0
<b>THIRD DOWN EFFICIENCY</b>	13-18-72.2%	6-14-42.9%	<b>TOTAL RETURN YARDAGE (Not Including Kickoffs)</b>	35	0
<b>FOURTH DOWN EFFICIENCY</b>	0-1-0.0%	2-3-66.7%	No. and Yards Punt Returns	2-35	0-0
<b>TOTAL NET YARDS</b>	454	249	No. and Yards Kickoff Returns	0-0	0-0
Total Offensive Plays (inc. times thrown passing)	78	55	No. and Yards Interception Returns	0-0	1-0
Average gain per offensive play	5.8	4.5	<b>PENALTIES Number and Yards</b>	3-35	5-48
<b>NET YARDS RUSHING</b>	159	54	<b>FUMBLES Number and Lost</b>	0-0	1-0
Total Rushing Plays	39	14	<b>TOUCHDOWNS</b>	2	2
Average gain per rushing play	4.1	3.9	Rushing	1	0
Tackles for a loss-number and yards	4-5	1-1	Passing	1	2
<b>NET YARDS PASSING</b>	295	195	<b>EXTRA POINTS Made-Attempts</b>	2-2	2-2
Times thrown - yards lost attempting to pass	1-8	4-27	Kicking Made-Attempts	2-2	2-2
Gross yards passing	303	222	<b>FIELD GOALS Made-Attempts</b>	3-3	0-0
<b>PASS ATTEMPTS-COMPLETIONS-HAD INTERCEPTED</b>	38-25-1	37-21-0	<b>RED ZONE EFFICIENCY</b>	2-6-33%	1-1-100%
Avg gain per pass play (inc. # thrown passing)	7.6	4.8	<b>GOAL TO GO EFFICIENCY</b>	2-3-67%	1-1-100%
			<b>SAFETIES</b>	0	0
			<b>FINAL SCORE</b>	23	14
			<b>TIME OF POSSESSION</b>	37:55	22:05



# Final Individual Statistics



RUSHING								RUSHING												
	ATT	YDS	AVG	LG	TD		ATT	YDS	AVG	LG	TD		ATT	YDS	AVG	LG	TD			
J.Hurts	15	72	4.8	17	1	K.Williams	13	53	4.1	11	0									
D.Swift	17	70	4.1	17	0	R.Rivers	1	1	1.0	1	0									
K.Gainwell	7	17	2.4	4	0	Total	14	54	3.9	11	0									
Total	39	159	4.1	17	1															
PASSING								PASSING												
	ATT	CMP	YDS	SK/YD	TD	LG	IN	RT		ATT	CMP	YDS	SK/YD	TD	LG	IN	RT			
J.Hurts	38	25	303	1/8	1	49	1	87.9	M.Stafford	37	21	222	4/27	2	39	0	92.4			
Total	38	25	303	1/8	1	49	1	87.9	Total	37	21	222	4/27	2	39	0	92.4			
PASS RECEIVING								PASS RECEIVING												
	TAR	REC	YDS	AVG	LG	TD		TAR	REC	YDS	AVG	LG	TD		TAR	REC	YDS	AVG	LG	TD
D.Coedert	9	8	117	14.6	49	1	C.Kupp	12	8	118	14.8	39	0							
A.Brown	8	6	127	21.2	38	0	P.Nacua	11	7	71	10.1	22	1							
D.Swift	6	6	38	6.3	9	0	T.Higbee	3	2	20	10.0	12	0							
Q.Watkins	3	2	4	2.0	5	0	T.Atwell	5	2	9	4.5	6	1							
K.Gainwell	2	1	7	7.0	7	0	K.Williams	2	2	4	2.0	7	0							
D.Smith	5	1	6	6.0	6	0	B.Skowronek	1	0	0	0.0	0	0							
J.Stoll	1	1	4	4.0	4	0	Total	34	21	222	10.6	39	2							
Total	34	25	303	12.1	49	1														
INTERCEPTIONS								INTERCEPTIONS												
	NO	YDS	AVG	LG	TD		NO	YDS	AVG	LG	TD		NO	YDS	AVG	LG	TD			
Total	0	0	0	0	0	A.Witherspoon	1	0	0.0	0	0									
						Total	1	0	0.0	0	0									
PUNTING								PUNTING												
	NO	YDS	AVG	NET	TB	IN20	LG		NO	YDS	AVG	NET	TB	IN20	LG					
B.Mann	1	41	41.0	41.0	0	1	41	E.Evans	4	215	53.8	45.0	0	2	65					
Total	1	41	41.0	41.0	0	1	41	Total	4	215	53.8	45.0	0	2	65					
PUNT RETURNS								PUNT RETURNS												
	NO	YDS	AVG	FC	LG	TD		NO	YDS	AVG	FC	LG	TD							
B.Covey	2	35	17.5	1	20	0	A.Trammell	0	0	0.0	1	0	0							
[OUT OF BOUNDS]	1	0	0.0	0	0	0	Total	0	0	0.0	1	0	0							
Total	2	35	17.5	1	20	0														
KICKOFF RETURNS								KICKOFF RETURNS												
	NO	YDS	AVG	FC	LG	TD		NO	YDS	AVG	FC	LG	TD							
[TOUCHBACK]	3	0	0.0	0	0	0	[TOUCHBACK]	5	0	0.0	0	0	0							
Total	0	0	0.0	0	0	0	Total	0	0	0.0	0	0	0							



# Rams 29, Colts 23

October 1, 2023 - Lucas Oil Stadium - Indianapolis, IN.



Weather: 80 degrees, clear - Attendance 65,337 - Time 10:02 AM PT



INDIANAPOLIS – It took an extra period, but the Rams (2-2) managed withstand a second-half rally by the Colts thanks to quarterback Matthew Stafford's game-winning, 22-yard touchdown pass to Puka Nacua for a 29-23 overtime win over the Colts at Lucas Oil Stadium. Los Angeles outscored Indianapolis 20-0 in the first half and led 23-0 midway through the third quarter, then Indianapolis (2-2) rallied and scored 23 unanswered points. With 1:56 remaining, Colts quarterback Anthony Richardson connected with tight end Andrew Ogletree from 5 yards out to cut the Rams' lead to 23-21. Richardson then connected with wide receiver Michael Pittman Jr. for the game-tying 2-point conversion. On the ensuing possession, a 9-yard Matthew Stafford completion on 3rd and 5 to Tyler Higbee was overturned upon further review by officials, forcing the Rams to punt with 1:48 remaining, and giving the Colts the ball back at their own 35. However, the Colts went 3-and-out and were also forced to punt, giving the Rams another chance with 1:09 remaining. The Rams faced 4th and 1 at their own 48 with 11 seconds remaining after a 9-yard scramble by Stafford, but were forced to punt again because of the field position. With five seconds left after the punt, the Colts took a knee to take the game to overtime. In overtime, a 20-yard completion from Stafford to Nacua quickly moved the Rams near midfield. At the end of the drive, Stafford completed a 22-yard pass to Nacua for the game-winner. Running back Kyren Williams finished with 25 carries for 103 yards and two touchdowns for his first 100-yard rushing game of his career, while kicker Brett Maher accounted for the rest of the Rams' points going 3 for 5 on field goal attempts and making all of his extra point attempts. Stafford completed 27 of 40 pass attempts for 319 yards with one touchdown and one interception. Wide receiver Puka Nacua finished with nine catches for 163 yards and one touchdown Here is the complete game recap: A 26-yard completion from Stafford to Nacua and unnecessary roughness penalty quickly moved the Rams into Colts territory on their opening drive. Further advanced by a 13-yard completion from Stafford to Van Jefferson, the Rams capitalized with a 3-yard touchdown run by Williams to take an early 7-0 lead. On the Rams' second drive, another 26-yard catch by Nacua and unnecessary roughness penalty put the Rams in Colts territory fast. While a fourth-down conversion from the Colts' 32 was needed to keep the drive alive, the Rams once again came away with points in the exact same manner as the first drive: A 3-yard touchdown run by Williams to extend their lead to 14-0. Three plays later, defensive back Jordan Fuller's forced fumble and Ahkello Witherspoon's subsequent recovery gave Los Angeles the ball back at its own 40. The takeaway led to a 40-yard field goal by Maher to extend L.A.'s lead to 17-0 with 12:52 left in the second quarter. A 54-yard field goal by Maher with 5:48 left in the first half made it 20-0 Rams. Colts kicker Matt Gay's missed 47-yard field goal gave the Rams a chance to add to their lead before halftime, but Maher missed a 46-yard attempt wide left as time expired. A 51-yard field goal by Maher midway through the third quarter expanded the Rams' lead to 23-0. The Colts got on the board with 5:26 left in the third quarter via a 35-yard touchdown pass from Richardson to tight end Mo Alie-Cox. Indianapolis went for 2 and converted to make it 23-8. On the ensuing possession, Stafford was intercepted by Colts cornerback Kenny Moore II on a pass intended for Tutu Atwell, setting Indianapolis up at the Los Angeles 42-yard line. The Colts elected to go for it on 4th and 7 from the Rams' 31, but Richardson's pass intended for tight end Kyle Granson fell incomplete. After that turnover on downs, Maher missed a 48-yard field goal attempt wide left, setting the Colts up at their own 38 at the beginning of the fourth quarter. Aided by a 38-yard completion from Richardson to wide receiver Alec Pierce remaining, Indianapolis took advantage of that missed field goal and cut L.A.'s lead to eight with a 1-yard touchdown run by Richardson with 11:45 left in the fourth quarter. Richardson's 5-yard touchdown pass to Ogletree and ensuing 2-point completion to Pittman tied the game at 23 with 1:56 to go in regulation. Despite getting the ball back after Stafford's incomplete pass to Higbee – upon further review by officials – the Colts were also forced to punt and gave the Rams another shot at the win with 1:09 remaining. However, they couldn't take advantage, and the game went to overtime. In overtime, Stafford quickly moved the ball downfield before hitting Nacua for the game-winning, 22-yard touchdown pass.



## Starting Lineups



### Indianapolis Colts

WR 11	M. Pittman	DE 52	S. Ebukam
LT 73	B. Freeland	DT 96	T. Bryan
LG 56	Q. Nelson	NT 90	G. Stewart
C 62	W. French	DE 51	K. Paye
RG 75	W. Fries	WLB 53	S. Leonard
RT 72	B. Smith	MLB 44	Z. Franklin
TE 81	M. Alie-Cox	CB 29	J. Brents
TE 85	A. Ogletree	CB 33	D. Flowers
WR 14	A. Pierce	CB 23	K. Moore
QB 5	A. Richardson	FS 25	R. Thomas
RB 21	Z. Moss	SS 32	J. Blackmon

### Los Angeles Rams

WR 5	T. Atwell	OLB 97	M. Hoecht
TE 89	T. Higbee	DE 92	J. Williams
LT 70	J. Noteboom	NT 95	B. Brown
LG 73	S. Avila	DT 99	A. Donald
C 65	C. Shelton	OLB 0	B. Young
RG 69	K. Dotson	ILB 53	E. Jones
RT 79	R. Havenstein	DB 14	C. Durant
WR 12	V. Jefferson	DB 44	A. Witherspoon
WR 17	P. Nacua	DB 1	D. Kendrick
QB 9	M. Stafford	DB 4	J. Fuller
RB 23	K. Williams	S 2	R. Yeast

**LOS ANGELES SUBSTITUTIONS:** DB 6 T.Tomlinson, K 8 B.Maher, WR 15 D.Robinson, WR 18 B.Skowronek, RB 20 R.Rivers, RB 24 R.Freeman, DB 26 D.Shelley, OLB 31 N.Hampton, LB 35 J.Hummel, DB 37 Q.Lake, P 42 E.Evans, DB 43 J.Johnson, LS 47 A.Ward, OLB 51 Z.VanValkenburg, DT 52 L.Murchison, LB 56 C.Rozeboom, ILB 59 T.Reeder, OL 71 W.McClendon, OL 72 T.Anchrum, WR 81 A.Trammell, TE 87 D.Allen, TE 88 B.Hopkins, NT 91 K.Turner, DE 94 D.Johnson

**LOS ANGELES DID NOT PLAY:** QB 11 B.Rypien, OL 55 B.Allen

**LOS ANGELES NOT ACTIVE:** RB 21 Z.Evans, OL 57 Z. Thomas, OL 77 A. Jackson, DE 90 E.Brown



## Scoring Summaries



Team	Qtr	Time	Play Description (Extra Point) (Drive Info)	Visitor	Home
Rams	1	11:35	K.Williams 3 yd. run (B.Maher kick) (9-75, 3:25) (8-75, 4:11) (8-75, 4:11)	7	0
Rams	1	3:40	K.Williams 3 yd. run (B.Maher kick) (10-94, 4:38)	14	0
Rams	2	12:52	B.Maher 40 yd. Field Goal (7-38, 4:40)	17	0
Rams	2	5:48	B.Maher 54 yd. Field Goal (10-50, 5:29)	20	0
Rams	3	7:17	B.Maher 51 yd. Field Goal (9-38, 5:25)	23	0
Colts	3	5:26	M.Alie-Cox 35 yd. pass from A.Richardson (A.Richardson-Z.Moss pass) (4-75, 1:51)	23	8
Colts	4	11:45	A.Richardson 1 yd. run (M.Gay kick) (6-62, 2:31)	23	15
Colts	4	1:56	A.Ogletree 5 yd. pass from A.Richardson (A.Richardson-M.Pittman pass) (13-83, 5:33)	23	23
Rams	5	5:49	P.Nacua 22 yd. pass from M.Stafford	29	23





# Final Team Statistics



	Visitor Rams	Home Colts	KICKOFFS Number-In End Zone-Touchbacks	6-6-6	5-4-4
<b>TOTAL FIRST DOWNS</b>	27	19	<b>PUNTS Number and Average</b>	3-41.0	4-48.3
By Rushing	8	6	Had Blocked	0	0
By Passing	16	10	<b>FGs - PATs Had Blocked</b>	0-0	0-0
By Penalty	3	3	<b>Net Punting Average</b>	36.7	44.5
<b>THIRD DOWN EFFICIENCY</b>	6-15-40.0%	3-10-30.0%	<b>TOTAL RETURN YARDAGE (Not Including Kickoffs)</b>	15	13
<b>FOURTH DOWN EFFICIENCY</b>	1-1-100.0%	1-2-50.0%	No. and Yards Punt Returns	4-15	1-13
<b>TOTAL NET YARDS</b>	467	329	No. and Yards Kickoff Returns	0-0	0-0
Total Offensive Plays (inc. times thrown passing)	78	58	No. and Yards Interception Returns	0-0	1-0
Average gain per offensive play	6.0	5.7	<b>PENALTIES Number and Yards</b>	8-85	8-80
<b>NET YARDS RUSHING</b>	164	133	<b>FUMBLES Number and Lost</b>	1-0	2-1
Total Rushing Plays	36	31	<b>TOUCHDOWNS</b>	3	3
Average gain per rushing play	4.6	4.3	Rushing	2	1
Tackles for a loss-number and yards	2-2	4-11	Passing	1	2
<b>NET YARDS PASSING</b>	303	196	<b>EXTRA POINTS Made-Attempts</b>	2-2	3-3
Times thrown - yards lost attempting to pass	2-16	2-4	Kicking Made-Attempts	2-2	1-1
Gross yards passing	319	200	Passing Made-Attempts	0-0	2-2
<b>PASS ATTEMPTS-COMPLETIONS-HAD INTERCEPTED</b>	40-27-1	25-11-0	<b>FIELD GOALS Made-Attempts</b>	3-5	0-1
Avg gain per pass play (inc.# thrown passing)	7.2	7.3	<b>RED ZONE EFFICIENCY</b>	2-3-67%	2-2-100%
			<b>GOAL TO GO EFFICIENCY</b>	2-2-100%	2-2-100%
			<b>SAFETIES</b>	0	0
			<b>FINAL SCORE</b>	29	23
			<b>TIME OF POSSESSION</b>	39:46	24:25



# Final Individual Statistics



<b>RUSHING</b>							<b>RUSHING</b>										
	ATT	YDS	AVG	LG	TD		ATT	YDS	AVG	LG	TD						
Z.Moss	18	70	3.9	20	0	K.Williams	25	103	4.1	20	2						
A.Richardson	10	56	5.6	23	1	R.Rivers	9	47	5.2	9	0						
T.Sermon	3	7	2.3	4	0	M.Stafford	2	14	7.0	8	0						
<b>Total</b>	<b>31</b>	<b>133</b>	<b>4.3</b>	<b>23</b>	<b>1</b>	<b>Total</b>	<b>36</b>	<b>164</b>	<b>4.6</b>	<b>20</b>	<b>2</b>						
<b>PASSING</b>									<b>PASSING</b>								
	ATT	CMP	YDS	SK/YD	TD	LG	IN	RT		ATT	CMP	YDS	SK/YD	TD	LG	IN	RT
A.Richardson	25	11	200	2/4	2	38	0	98.8	M.Stafford	40	27	319	2/16	1	33	1	89.5
<b>Total</b>	<b>25</b>	<b>11</b>	<b>200</b>	<b>2/4</b>	<b>2</b>	<b>38</b>	<b>0</b>	<b>98.8</b>	<b>Total</b>	<b>40</b>	<b>27</b>	<b>319</b>	<b>2/16</b>	<b>1</b>	<b>33</b>	<b>1</b>	<b>89.5</b>
<b>PASS RECEIVING</b>								<b>PASS RECEIVING</b>									
	TAR	REC	YDS	AVG	LG	TD		TAR	REC	YDS	AVG	LG	TD				
A.Ogletree	4	3	48	16.0	22	1	P.Nacua	10	9	163	18.1	32	1				
J.Downs	3	2	34	17.0	30	0	T.Higbee	11	5	64	12.8	33	0				
K.Granson	5	2	24	12.0	17	0	T.Atwell	9	5	24	4.8	11	0				
A.Pierce	2	1	38	38.0	38	0	K.Williams	3	3	24	8.0	13	0				
M.Allie-Cox	1	1	35	35.0	35	1	V.Jefferson	3	2	29	14.5	16	0				
M.Pittman	5	1	15	15.0	15	0	R.Rivers	2	2	10	5.0	10	0				
I.McKenzie	3	1	6	6.0	6	0	B.Hopkins	1	1	5	5.0	5	0				
Z.Moss	1	0	0	0.0	0	0	<b>Total</b>	<b>39</b>	<b>27</b>	<b>319</b>	<b>11.8</b>	<b>33</b>	<b>1</b>				
<b>Total</b>	<b>24</b>	<b>11</b>	<b>200</b>	<b>18.2</b>	<b>38</b>	<b>2</b>	<b>INTERCEPTIONS</b>										
<b>INTERCEPTIONS</b>							<b>INTERCEPTIONS</b>										
	NO	YDS	AVG	LG	TD		NO	YDS	AVG	LG	TD						
K.Moore	1	0	0.0	0	0	Total	0	0	0	0	0						
<b>Total</b>	<b>1</b>	<b>0</b>	<b>0.0</b>	<b>0</b>	<b>0</b>	<b>PUNTING</b>											
<b>PUNTING</b>							<b>PUNTING</b>										
	NO	YDS	AVG	NET	TB	IN20	LG	NO	YDS	AVG	NET	TB	IN20	LG			
R.Sanchez	4	193	48.3	44.5	0	1	54	E.Evans	3	123	41.0	36.7	0	2	48		
<b>Total</b>	<b>4</b>	<b>193</b>	<b>48.3</b>	<b>44.5</b>	<b>0</b>	<b>1</b>	<b>54</b>	<b>Total</b>	<b>3</b>	<b>123</b>	<b>41.0</b>	<b>36.7</b>	<b>0</b>	<b>2</b>	<b>48</b>		
<b>PUNT RETURNS</b>							<b>PUNT RETURNS</b>										
	NO	YDS	AVG	FC	LG	TD		NO	YDS	AVG	FC	LG	TD				
I.McKenzie	1	13	13.0	2	13	0	A.Trammell	4	15	3.8	0	8	0				
<b>Total</b>	<b>1</b>	<b>13</b>	<b>13.0</b>	<b>2</b>	<b>13</b>	<b>0</b>	<b>Total</b>	<b>4</b>	<b>15</b>	<b>3.8</b>	<b>0</b>	<b>8</b>	<b>0</b>				
<b>KICKOFF RETURNS</b>							<b>KICKOFF RETURNS</b>										
	NO	YDS	AVG	FC	LG	TD		NO	YDS	AVG	FC	LG	TD				
[TOUCHBACK]	6	0	0.0	0	0	0	A.Trammell	0	0	0.0	1	0	0				
<b>Total</b>	<b>0</b>	<b>0</b>	<b>0.0</b>	<b>0</b>	<b>0</b>	<b>0</b>	[TOUCHBACK]	4	0	0.0	0	0	0				
							<b>Total</b>	<b>0</b>	<b>0</b>	<b>0.0</b>	<b>1</b>	<b>0</b>	<b>0</b>				



# Rams 16, Bengals 19

September 25, 2023 - Paycor Stadium - Cincinnati, OH.



Weather: 71 degrees, mostly clear - Attendance 65,158 - Time 5:15 PT



CINCINNATI – The Rams (1-2) fell to the Bengals 19-16 Monday night at Paycor Stadium. The Rams reached the Bengals' 40-yard line with two minutes remaining after a 7-yard scramble by quarterback Matthew Stafford for a fourth-down conversion. A sack before the 2-minute warning for an 8-yard loss gave Los Angeles 2nd and 18 coming out of that break. Nonetheless, the Rams overcame that with a 37-yard completion from Stafford to wide receiver Puka Nacua that set them up at the Bengals 3-yard line. After a 2-yard run by Kyren Williams, Stafford connected with wide receiver Tutu Atwell for a 1-yard touchdown pass to cut the Rams' deficit to three with 1:03 left. However, the ensuing onside kick was unsuccessful, and with only one timeout remaining, the Rams could not stop the clock enough times to try to get the ball back, as the Bengals took a knee three times to seal the victory. Los Angeles was 1 for 11 on third down and 1-for-4 in the redzone in the loss, also committing two turnovers. The majority of its points came from kicker Brett Maher, who converted from distances of 30, 23 and 42 yards. A 14-yard touchdown run by running back Joe Mixon and a pair of field goals by kicker Evan McPherson helped Cincinnati (1-2) pull away in the second half, as the Bengals outscored the Rams 13-10 across the third and fourth quarter. Stafford completed 18 of 33 pass attempts for 269 yards with one touchdown against two interceptions in the loss and was also sacked six times as the Rams dealt with injuries to their offensive line. Starting left tackle Alaric Jackson left the game late in the first half with a thigh injury and was questionable to return, before being ruled out early in the fourth quarter. He was replaced by Zach Thomas. Starting right guard Joe Noteboom left the game late in the third quarter with a knee injury and was questionable to return; he would return with just over 10 minutes remaining in the fourth quarter. Here is the complete game recap: The Bengals leaned on their run game and quick passes to take some pressure off of quarterback Joe Burrow (active despite calf injury) on their opening drive, but were unable to come away with points after kicker Evan McPherson's 56-yard field goal attempt missed wide left. The Rams moved quickly after the change of possession, reaching the Bengals' 24-yard line three plays later. Atwell appeared to score on a 24-yard touchdown run off a wide receiver reverse – taking the toss from Stafford after Stafford faked to Williams – but officials overturned the call upon further review, resulting in a 22-yard run for Atwell instead that put the Rams at the Bengals 2-yard line. After that, a sack and back-to-back incompletions by Stafford forced the Rams to settle for a 30-yard field goal by Maher for an early 3-0 lead. Similar to their first offensive series, a false start penalty on third down derailed the Bengals' third series and forced them to settle for a 49-yard field goal by McPherson early in the second quarter. A 37-yard completion from Stafford to Atwell helped set up the Rams' second field goal, a 23-yarder by Maher to regain the lead 6-3 with 9:52 left in the second quarter. A little over six minutes later, Stafford was intercepted by Bengals linebacker Logan Wilson as he side-armed a pass intended for wide receiver Van Jefferson in an attempt to avoid taking a sack. Officials reviewed the call and upheld the original call, giving Cincinnati the ball at the Los Angeles 41. An offensive pass interference penalty against Bengals wide receiver Tee Higgins negated a deep completion from Burrow that would've set them up inside the Rams' 5-yard line. After that, back-to-back incompletions by Burrow forced the Bengals to punt with 2:30 left in the first half. The Bengals tied the game 6-6 on a 53-yard field goal by McPherson at the end of the first half. The Rams regained the lead 9-6 via a 42-yard field goal by Maher at the end of their second half-opening drive. However, Cincinnati responded on the ensuing drive with a 10-play, 75-yard scoring drive that lasted just over five minutes and was capped off by a 14-yard touchdown run by Mixon to regain the lead 13-9. Although Los Angeles quickly reached Cincinnati territory with a 46-yard completion from Stafford to wide receiver Van Jefferson, Stafford after that play was intercepted a second time by Wilson, giving the Bengals the ball back at their own 22 with 4:57 left in the third quarter.



## Starting Lineups



### Cincinnati Bengals

WR	1	J. Chase	LDE	94	S. Hubbard
LOT	75	O. Brown	NT	98	D. Reader
LG	67	C. Volson	DT	92	B. Hill
C	64	T. Karras	RDE	91	T. Hendrickson
RG	65	A. Cappa	LB	55	L. Wilson
ROT	73	J. Williams	LB	57	G. Pratt
TE	89	D. Sample	NCB	21	M. Hilton
WR	83	T. Boyd	CB	29	C. Taylor-Britt
WR	5	T. Higgins	CB	22	C. Awuzie
QB	9	J. Burrow	S	33	N. Scott
HB	28	J. Mixon	S	23	D. Hill

### Los Angeles Rams

WR	17	P. Nacua	DE	92	J. Williams
TE	89	T. Higbee	NT	95	B. Brown
LT	77	A. Jackson	DT	99	A. Donald
LG	73	S. Avila	OLB	97	M. Hoecht
C	65	C. Shelton	OLB	0	B. Young
RG	70	J. Noteboom	ILB	53	E. Jones
RT	79	R. Havenstein	DB	14	C. Durant
WR	12	V. Jefferson	DB	44	A. Witherspoon
WR	5	T. Atwell	DB	1	D. Kendrick
QB	9	M. Stafford	DB	4	J. Fuller
RB	23	K. Williams	S	2	R. Yeast

**LOS ANGELES SUBSTITUTIONS:** DB 6 T.Tomlinson, K 8 B.Maher, WR 15 D.Robinson, WR 18 B.Skowronek, RB 20 R.Rivers, RB 24 R.Freeman, DB 26 D.Shelley, OLB 31 N.Hampton, LB 35 J.Hummel, DB 37 Q.Lake, P 42 E.Evans, DB 43 J.Johnson, LS 47 A.Ward, OLB 51 Z.VanValkenburg, DT 52 L.Murchison, LB 56 C.Rozeboom, OL 57 Z.Thomas, ILB 59 T.Reeder, OL 72 T.Anchrum, WR 81 A.Trammell, TE 88 B.Hopkins, NT 91 K.Turner, DE 94 D.Johnson  
**LOS ANGELES DID NOT PLAY:** QB 11 B.Rypien, OL 55 B.Allen, TE 87 D.Allen  
**LOS ANGELES NOT ACTIVE:** RB 21 Z.Evans, OL 69 K.Dotson, OL 71 W.McClendon, DE 90 E.Brown



## Scoring Summaries



Team	Qtr	Time	Play Description (Extra Point) (Drive Info)	Visitor	Home
Rams	1	8:22	B.Maher 30 yd. Field Goal (8-43, 3:04)	3	0
Bengals	2	12:55	E.McPherson 49 yd. Field Goal (12-48, 6:27)	3	3
Rams	2	9:49	B.Maher 23 yd. Field Goal (7-70, 3:06)	6	3
Bengals	2	0:00	E.McPherson 53 yd. Field Goal (6-26, 1:13)	6	6
Rams	3	10:37	B.Maher 42 yd. Field Goal (7-51, 4:23)	9	6
Bengals	3	5:34	J.Mixon 14 yd. run (E.McPherson kick) (10-75, 5:03)	9	13
Bengals	3	3:09	E.McPherson 48 yd. Field Goal (6-48, 1:48)	9	16
Bengals	4	7:13	E.McPherson 54 yd. Field Goal (4-5, 1:33)	9	19
Rams	4	1:03	T.Atwell 1 yd. pass from M.Stafford (B.Maher kick) (10-61, 2:31)	16	19



# Final Team Statistics



	Visitor Rams	Home Bengals	KICKOFFS Number-In End Zone-Touchbacks	5-44	5-33
<b>TOTAL FIRST DOWNS</b>	15	19	PUNTS Number and Average	6-51.0	5-42.2
By Rushing	2	5	Had Blocked	0	0
By Passing	12	12	FGs - PATs Had Blocked	0-0	0-0
By Penalty	1	2	Net Punting Average	43.5	41.6
<b>THIRD DOWN EFFICIENCY</b>	1-11-9.1%	5-17-29.4%	<b>TOTAL RETURN YARDAGE (Not Including Kickoffs)</b>	3	45
<b>FOURTH DOWN EFFICIENCY</b>	1-1-100.0%	1-1-100.0%	No. and Yards Punt Returns	1-3	4-45
<b>TOTAL NET YARDS</b>	292	309	No. and Yards Kickoff Returns	1-16	0-0
Total Offensive Plays (inc. times thrown passing)	52	74	No. and Yards Interception Returns	1-0	2-0
Average gain per offensive play	5.6	4.2	<b>PENALTIES Number and Yards</b>	4-28	7-49
<b>NET YARDS RUSHING</b>	71	67	<b>FUMBLES Number and Lost</b>	0-0	0-0
Total Rushing Plays	13	23	<b>TOUCHDOWNS</b>	1	1
Average gain per rushing play	5.5	2.9	Rushing	0	1
Tackles for a loss-number and yards	1-3	3-5	Passing	1	0
<b>NET YARDS PASSING</b>	221	242	<b>EXTRA POINTS Made-Attempts</b>	1-1	1-1
Times thrown - yards lost attempting to pass	6-48	2-17	Kicking Made-Attempts	1-1	1-1
Gross yards passing	269	259	<b>FIELD GOALS Made-Attempts</b>	3-3	4-5
<b>PASS ATTEMPTS-COMPLETIONS-HAD INTERCEPTED</b>	33-18-2	49-26-1	<b>RED ZONE EFFICIENCY</b>	1-4-25%	1-1-100%
Avg gain per pass play (inc.# thrown passing)	5.7	4.7	<b>GOAL TO GO EFFICIENCY</b>	1-2-50%	0-0-0%
			<b>SAFETIES</b>	0	0
			<b>FINAL SCORE</b>	16	19
			<b>TIME OF POSSESSION</b>	24:00	36:00



# Final Individual Statistics



<b>RUSHING</b>	ATT	YDS	AVG	LG	TD			
J.Mixon	19	65	3.4	14	1			
T.Williams	1	4	4.0	4	0			
J.Burrow	3	-2	-0.7	0	0			
Total	23	67	2.9	14	1			
<b>PASSING</b>	ATT	CMP	YDS	SK/YD	TD	LG	IN	RT
J.Burrow	49	26	259	2/17	0	43	1	59.8
Total	49	26	259	2/17	0	43	1	59.8
<b>PASS RECEIVING</b>	TAR	REC	YDS	AVG	LG	TD		
J.Chase	15	12	141	11.8	43	0		
T.Boyd	9	5	39	7.8	12	0		
T.Hudson	4	2	30	15.0	26	0		
T.Higgins	8	2	21	10.5	13	0		
M.Wilcox	3	2	10	5.0	7	0		
D.Sample	1	1	7	7.0	7	0		
C.Jones	2	1	6	6.0	6	0		
J.Mixon	2	1	5	5.0	5	0		
T.Williams	2	0	0	0.0	0	0		
Total	46	26	259	10.0	43	0		
<b>INTERCEPTIONS</b>	NO	YDS	AVG	LG	TD			
L.Wilson	2	0	0.0	0	0			
Total	2	0	0.0	0	0			
<b>PUNTING</b>	NO	YDS	AVG	NET	TB	IN20	LG	
B.Robbins	5	211	42.2	41.6	0	1	46	
Total	5	211	42.2	41.6	0	1	46	
<b>PUNT RETURNS</b>	NO	YDS	AVG	FC	LG	TD		
C.Jones	4	45	11.3	1	19	0		
[OUT OF BOUNDS]	1	0	0.0	0	0	0		
Total	4	45	11.3	1	19	0		
<b>KICKOFF RETURNS</b>	NO	YDS	AVG	FC	LG	TD		
[TOUCHBACK]	4	0	0.0	0	0	0		
Total	0	0	0.0	0	0	0		

<b>RUSHING</b>	ATT	YDS	AVG	LG	TD			
K.Williams	10	38	3.8	9	0			
T.Atwell	1	22	22.0	22	0			
M.Stafford	1	7	7.0	7	0			
V.Jefferson	1	4	4.0	4	0			
Total	13	71	5.5	22	0			
<b>PASSING</b>	ATT	CMP	YDS	SK/YD	TD	LG	IN	RT
M.Stafford	33	18	269	6/48	1	46	2	66.4
Total	33	18	269	6/48	1	46	2	66.4
<b>PASS RECEIVING</b>	TAR	REC	YDS	AVG	LG	TD		
P.Nacua	7	5	72	14.4	37	0		
T.Higbee	5	5	71	14.2	22	0		
T.Atwell	9	4	50	12.5	37	1		
K.Williams	7	2	27	13.5	20	0		
V.Jefferson	3	1	46	46.0	46	0		
B.Skowronek	1	1	3	3.0	3	0		
Total	32	18	269	14.9	46	1		
<b>INTERCEPTIONS</b>	NO	YDS	AVG	LG	TD			
A.Witherspoon	1	0	0.0	0	0			
Total	1	0	0.0	0	0			
<b>PUNTING</b>	NO	YDS	AVG	NET	TB	IN20	LG	
E.Evans	6	306	51.0	43.5	0	1	58	
Total	6	306	51.0	43.5	0	1	58	
<b>PUNT RETURNS</b>	NO	YDS	AVG	FC	LG	TD		
K.Williams	1	3	3.0	3	3	0		
[OUT OF BOUNDS]	1	0	0.0	0	0	0		
Total	1	3	3.0	3	3	0		
<b>KICKOFF RETURNS</b>	NO	YDS	AVG	FC	LG	TD		
R.Rivers	1	16	16.0	1	16	0		
[TOUCHBACK]	3	0	0.0	0	0	0		
Total	1	16	16.0	1	16	0		



# Final Defensive Statistics



## Los Angeles Rams

### Regular Defensive Plays

### Special Teams

### Misc

	TKL	AST	COMB	SK	/ YDS	TFL	Q	IN	PD	FF	FR	TKL	AST	FF	FR	BL	TKL	AST	FF	FR	
E.Jones	7	2	9	0	0	1	0	0	1	0	0	0	0	0	0	0	0	0	0	0	0
A.Donald	5	2	7	1	8	2	2	0	0	0	0	0	0	0	0	0	0	0	0	0	0
C.Durant	6	0	6	0	0	0	0	0	1	0	0	0	0	0	0	0	0	0	0	0	0
D.Kendrick	3	3	6	0	0	0	0	0	2	0	0	0	0	0	0	0	0	0	0	0	0
R.Yeast	3	3	6	0	0	0	0	0	0	0	0	0	0	0	0	0	0	0	0	0	0
B.Young	4	1	5	0.5	4.5	0	3	0	0	0	0	0	0	0	0	0	0	0	0	0	0
C.Rozeboom	4	1	5	0	0	0	0	0	0	0	0	0	0	0	0	0	0	0	0	0	0
J.Fuller	3	1	4	0	0	0	0	0	0	0	0	0	0	0	0	0	0	0	0	0	0
M.Hoecht	1	2	3	0	0	1	0	0	0	0	0	0	2	0	0	0	0	0	0	0	0
J.Williams	1	1	2	0	0	0	0	0	1	0	0	0	0	0	0	0	0	0	0	0	0
Q.Lake	1	0	1	0	0	0	0	0	0	0	0	0	0	0	0	0	0	0	0	0	0
K.Turner	0	1	1	0.5	4.5	0	1	0	0	0	0	0	0	0	0	0	0	0	0	0	0
L.Murchison	0	1	1	0	0	0	0	0	0	0	0	0	0	0	0	0	0	0	0	0	0
A.Witherspoon	0	0	0	0	0	0	0	1	1	0	0	0	0	0	0	0	0	0	0	0	0
T.Tomlinson	0	0	0	0	0	0	0	0	0	0	0	2	0	0	0	0	0	0	0	0	0
R.Freeman	0	0	0	0	0	0	0	0	0	0	0	1	1	0	0	0	0	0	0	0	0
V.Jefferson	0	0	0	0	0	0	0	0	0	0	0	0	0	0	0	0	1	0	0	0	0
<b>Total</b>	<b>38</b>	<b>18</b>	<b>56</b>	<b>2</b>	<b>17</b>	<b>4</b>	<b>6</b>	<b>1</b>	<b>6</b>	<b>0</b>	<b>0</b>	<b>3</b>	<b>3</b>	<b>0</b>	<b>0</b>	<b>0</b>	<b>1</b>	<b>0</b>	<b>0</b>	<b>0</b>	<b>0</b>

TKL = Tackle AST = Assist COMB = Combined QH=QB Hit IN = Interception PD = Pass Defense FF = Forced Fumble FR = Fumble Recovery

## Cincinnati Bengals

### Regular Defensive Plays

### Special Teams

### Misc

	TKL	AST	COMB	SK	/ YDS	TFL	QH	IN	PD	FF	FR	TKL	AST	FF	FR	BL	TKL	AST	FF	FR	
D.Hill	7	1	8	1	8	2	1	0	0	0	0	0	0	0	0	0	0	0	0	0	0
S.Hubbard	5	1	6	1	8	1	2	0	0	0	0	0	0	0	0	0	0	0	0	0	0
C.Taylor-Britt	5	1	6	0	0	0	0	0	0	0	0	0	0	0	0	0	0	0	0	0	0
L.Wilson	3	1	4	0	0	0	0	2	2	0	0	0	0	0	0	0	0	0	0	0	0
C.Awuzie	2	2	4	0	0	0	0	0	0	0	0	0	0	0	0	0	0	0	0	0	0
N.Scott	3	0	3	0	0	0	1	0	0	0	0	0	0	0	0	0	0	0	0	0	0
T.Hendrickson	2	0	2	2	15	2	2	0	0	0	0	0	0	0	0	0	0	0	0	0	0
B.Hill	2	0	2	1	8	1	2	0	0	0	0	0	0	0	0	0	0	0	0	0	0
D.Reader	2	0	2	1	9	1	1	0	0	0	0	0	0	0	0	0	0	0	0	0	0
M.Hilton	1	1	2	0	0	0	0	0	1	0	0	0	0	0	0	0	0	0	0	0	0
G.Pratt	1	1	2	0	0	0	0	0	0	0	0	0	0	0	0	0	0	0	0	0	0
D.Turner	0	1	1	0	0	0	0	0	1	0	0	0	0	0	0	0	0	0	0	0	0
Z.Carter	0	0	0	0	0	0	1	0	0	0	0	0	0	0	0	0	0	0	0	0	0
J.Davis	0	0	0	0	0	0	0	0	1	0	0	0	0	0	0	0	0	0	0	0	0
T.Anderson	0	0	0	0	0	0	0	0	0	0	0	1	0	0	0	0	0	0	0	0	0
C.Brown	0	0	0	0	0	0	0	0	0	0	0	1	0	0	0	0	0	0	0	0	0
A.Davis-Gaither	0	0	0	0	0	0	0	0	0	0	0	0	1	0	0	0	0	0	0	0	0
T.Boyd	0	0	0	0	0	0	0	0	0	0	0	0	0	0	0	0	1	0	0	0	0
<b>Total</b>	<b>33</b>	<b>9</b>	<b>42</b>	<b>6</b>	<b>48</b>	<b>7</b>	<b>10</b>	<b>2</b>	<b>5</b>	<b>0</b>	<b>0</b>	<b>2</b>	<b>1</b>	<b>0</b>	<b>0</b>	<b>0</b>	<b>1</b>	<b>0</b>	<b>0</b>	<b>0</b>	<b>0</b>

# Rams 23, 49ers 30

September 17, 2023 - SoFi Stadium - Inglewood, CA.



Weather: 71 degrees, cloudy - Attendance 74,742 - Time 1:05 PT



Despite a productive game by running back Kyren Williams and another strong outing from wide receiver Puka Nacua, the Rams (1-1, 1-1 NFC West) fell to the 49ers 30-23 on Sunday at SoFi Stadium. Williams recorded his second-consecutive multi-touchdown game, catching one and rushing for another while tallying 100 yards from scrimmage. Nacua posted 15 catches for 147 yards to lead Los Angeles' receivers and set the NFL record by for most receptions by a rookie in their first two games. Quarterback Matthew Stafford completed 30 of 48 pass attempts for 267 yards with one touchdown against two interceptions, though the first pick was deflected off of the intended receiver's hands. Defensively, rookie outside linebacker Byron Young recorded the first full sack of his NFL career. Collectively, those efforts kept the game competitive with a 17-17 tie at halftime before the 49ers (2-0, 1-0 NFC West) separated with 13 points to the Rams' 6 in the second half to come away with the victory. Here is the complete game recap, presented by Toyota: The 49ers scored on the opening drive via a 14-yard touchdown run by running back Christian McCaffrey to take a 7-0 lead midway through the first quarter. The Rams responded with a 43-yard field goal by kicker Brett Maher at the end of their first offensive series to make it 7-3. Thanks to a 51-yard run by McCaffrey, the 49ers didn't take long to reach Rams territory after that. However, that possession was stalled thanks to a successful challenge overturning the initial ruling of a completed 49ers pass on 3rd and 6 from the Los Angeles 9-yard line. San Francisco instead settled for a 27-yard field goal by kicker Jake Moody for a 10-3 lead early in the second quarter. The Rams answered with a 6-yard touchdown pass from Stafford to Williams to make it 10-10 with 9:49 remaining in the first half, then used their first defensive stop to take their first lead 17-10 via a 4-yard touchdown run by Williams with just under two minutes left in the first half. That still gave the 49ers enough time to mount a touchdown-scoring drive of their own, as quarterback Brock Purdy's 1-yard rushing touchdown tied the game 17-17 just before halftime. Driving in 49ers territory with just under four and a half minutes remaining, a Stafford pass deflected off of Williams' hands and into 49ers cornerback Isaiah Oliver's, who corralled it with one hand for an interception. San Francisco got points out of that takeaway via a 57-yard field goal by Moody to take a 20-17 lead, then extended that lead to 27-17 with an 11-yard, early fourth-quarter touchdown pass from Purdy to wide receiver Deebo Samuel. A 48-yard Maher field goal cut the Rams' deficit to seven midway through the fourth quarter, but Stafford's second interception – which came with 4:58 remaining – and the ensuing 21-yard return set the 49ers up at the Rams' 15-yard line. The Rams went for it on 4th and 1 on their own 29 with 2:28 left but were unable to convert. Though Los Angeles got the ball back with a defensive stop on the series following the turnover on downs, they were only able to come away with a field goal.



## Starting Lineups



### San Francisco 49ers

WR 19	D. Samuel	DL 94	C. Ferrell
TE 85	G. Little	LDT 91	A. Armstead
LT 71	T. Williams	RDT 98	J. Hargrave
LG 65	A. Banks	RDE 97	N. Bosa
C 64	J. Brendel	MIKE 54	F. Warner
RG 74	S. Burford	WILL 57	D. Greenlaw
RT 68	C. McKivitz	CB 20	A. Thomas
WR 11	B. Aiyuk	LCB 7	C. Ward
QB 13	B. Purdy	RCB 2	D. Lenoir
FB 44	K. Juszczyk	SS 29	T. Hufanga
RB 23	C. McCaffrey	FS 31	T. Gipson

### Los Angeles Rams

WR 17	P. Nacua	DE 92	J. Williams
WR 5	T. Atwell	NT 95	B. Brown
TE 89	T. Higbee	DT 52	L. Murchison
LT 77	A. Jackson	DT 99	A. Donald
LG 73	S. Avila	OLB 97	M. Hoecht
C 65	C. Shelton	LB 53	E. Jones
RG 70	J. Noteboom	DB 43	J. Johnson
RT 79	R. Havenstein	CB 1	D. Kendrick
WR 12	V. Jefferson	CB 44	A. Witherspoon
QB 9	M. Stafford	S 4	J. Fuller
RB 23	K. Williams	S 2	R. Yeast

**LOS ANGELES SUBSTITUTIONS:** OLB 0 B.Young, DB 6 T.Tomlinson, K 8 B.Maher, DB 14 C.Durant, WR 15 D.Robinson, WR 18 B.Skowronek, RB 20 R.Rivers, RB 24 R.Freeman, DB 26 D.Shelley, OLB 31 N.Hampton, LB 35 J.Hummel, DB 37 Q.Lake, P 42 E.Evans, LS 47 A.Ward, OLB 51 Z.VanValkenburg, LB 56 C.Rozeboom, OL 57 Z.Thomas, ILB 59 T.Reeder, OL 72 T.Anchrum, WR 81 A.Trammell, TE 88 B.Hopkins, NT 91 K.Turner

**LOS ANGELES DID NOT PLAY:** QB 11 B.Rypien, OL 55 B.Allen, TE 87 D.Allen, DE 90 E.Brown

**LOS ANGELES NOT ACTIVE:** RB 3 C.Akers, RB 21 Z.Evans, OL 69 K.Dotson, OL 71 W.McClendon, DE 94 D.Johnson



## Scoring Summaries



### Field Goals (made ( ) & missed)

J.Moody	(27) (57) (26)	B.Maher	(43) (48) (38)				
		<b>1</b>	<b>2</b>	<b>3</b>	<b>4</b>	<b>OT</b>	<b>Total</b>
VISITOR:	San Francisco 49ers	7	10	3	10	0	30
HOME:	Los Angeles Rams	3	14	0	6	0	23

### Scoring Plays

Team	Qtr	Time	Play Description (Extra Point) (Drive Info)	Visitor	Home
49ers	1	8:25	C.McCaffrey 14 yd. run (J.Moody kick) (11-75, 6:35)	7	0
Rams	1	1:54	B.Maher 43 yd. Field Goal (11-50, 6:31)	7	3
49ers	2	13:32	J.Moody 27 yd. Field Goal (7-66, 3:22)	10	3
Rams	2	9:49	K.Williams 6 yd. pass from M.Stafford (B.Maher kick) (8-60, 3:43)	10	10
Rams	2	1:45	K.Williams 4 yd. run (B.Maher kick) (13-88, 5:17)	10	17
49ers	2	0:00	B.Purdy 1 yd. run (J.Moody kick) (7-75, 1:45)	17	17
49ers	3	1:21	J.Moody 57 yd. Field Goal (6-33, 2:49)	20	17
49ers	4	11:28	D.Samuel 11 yd. run (J.Moody kick) (7-74, 3:52)	27	17
Rams	4	7:13	B.Maher 48 yd. Field Goal (14-45, 4:15)	27	20



# Final Team Statistics



	Visitor 49ers	Home Rams	KICKOFFS Number-In End Zone-Touchbacks	6-4-4	5-5-5
<b>TOTAL FIRST DOWNS</b>	21	20	<b>PUNTS Number and Average</b>	44.93	2-54.0
By Rushing	8	9	Had Blocked	0	0
By Passing	11	17	<b>FGs - PATs Had Blocked</b>	0-0	0-0
By Penalty	2	2	<b>Net Punting Average</b>	41.5	47.5
<b>THIRD DOWN EFFICIENCY</b>	7-9-22.2%	7-14-50.0%	<b>TOTAL RETURN YARDAGE (Not Including Kickoffs)</b>	37	11
<b>FOURTH DOWN EFFICIENCY</b>	0-0-0.0%	1-2-50.0%	No. and Yards Punt Returns	1-13	1-11
<b>TOTAL NET YARDS</b>	305	306	No. and Yards Kickoff Returns	0-0	1-20
Total Offensive Plays (inc. Times thrown passing)	54	70	No. and Yards Interception Returns	2-24	0-0
Average gain per offensive play	5.7	4.4	<b>PENALTIES Number and Yards</b>	6-57	6-55
<b>NET YARDS RUSHING</b>	169	80	<b>FUMBLES Number and Lost</b>	2-0	0-0
Total Rushing Plays	28	22	<b>TOUCHDOWNS</b>	3	2
Average gain per rushing play	6.0	3.6	Rushing	3	1
Touchbacks for a loss-number and yards	0-0	1-1	Passing	0	1
<b>NET YARDS PASSING</b>	206	297	<b>EXTRA POINTS Made-Attempts</b>	3-3	2-2
Times thrown - yards lost attempting to pass	1-0	1-10	Kicking Made-Attempts	3-3	2-2
Gross yards passing	206	307	<b>FIELD GOALS Made-Attempts</b>	3-3	3-3
<b>PASS ATTEMPTS-COMPLETIONS-HAD INTERCEPTED</b>	25-17-0	55-34-2	<b>RED ZONE EFFICIENCY</b>	3-5-60%	2-3-67%
Avg gain per pass play (inc.# thrown passing)	7.9	5.3	<b>GOAL TO GO EFFICIENCY</b>	1-1-100%	1-1-100%
			<b>SAFETIES</b>	0	0
			<b>FINAL SCORE</b>	30	23
			<b>TIME OF POSSESSION</b>	26:49	33:11



# Final Individual Statistics



<b>RUSHING</b>	ATT	YDS	AVG	LG	TD
C.McCaffrey	20	116	5.8	51	1
D.Samuel	5	38	7.6	17	1
B.Purdy	3	5	1.7	4	1
<b>Total</b>	<b>28</b>	<b>159</b>	<b>5.7</b>	<b>51</b>	<b>3</b>

<b>PASSING</b>	ATT	CMP	YDS	SK/YD	TD	LG	IN	RT
B.Purdy	25	17	206	1/0	0	31	0	93.1
<b>Total</b>	<b>25</b>	<b>17</b>	<b>206</b>	<b>1/0</b>	<b>0</b>	<b>31</b>	<b>0</b>	<b>93.1</b>

<b>PASS RECEIVING</b>	TAR	REC	YDS	AVG	LG	TD
D.Samuel	9	6	63	10.5	23	0
B.Aiyuk	6	3	43	14.3	18	0
G.Kittle	3	3	30	10.0	12	0
C.McCaffrey	3	3	19	6.3	9	0
J.Jennings	3	2	51	25.5	31	0
<b>Total</b>	<b>24</b>	<b>17</b>	<b>206</b>	<b>12.1</b>	<b>31</b>	<b>0</b>

<b>INTERCEPTIONS</b>	NO	YDS	AVG	LG	TD
D.Lenoir	1	21	21.0	21	0
I.Oliver	1	3	3.0	3	0
<b>Total</b>	<b>2</b>	<b>24</b>	<b>12.0</b>	<b>21</b>	<b>0</b>

<b>PUNTING</b>	NO	YDS	AVG	NET	TB	IN20	LG
M.Wishnowsky	4	197	49.3	41.5	1	2	67
<b>Total</b>	<b>4</b>	<b>197</b>	<b>49.3</b>	<b>41.5</b>	<b>1</b>	<b>2</b>	<b>67</b>

<b>PUNT RETURNS</b>	NO	YDS	AVG	FC	LG	TD
R.McCloud	1	13	13.0	1	13	0
<b>Total</b>	<b>1</b>	<b>13</b>	<b>13.0</b>	<b>1</b>	<b>13</b>	<b>0</b>

<b>KICKOFF RETURNS</b>	NO	YDS	AVG	FC	LG	TD
[TOUCHBACK]	5	0	0.0	0	0	0
<b>Total</b>	<b>0</b>	<b>0</b>	<b>0.0</b>	<b>0</b>	<b>0</b>	<b>0</b>

<b>RUSHING</b>	ATT	YDS	AVG	LG	TD
K.Williams	14	52	3.7	8	1
M.Stafford	4	17	4.3	7	0
B.Skowronek	1	11	11.0	11	0
T.Atwell	1	5	5.0	5	0
P.Nacua	2	4	2.0	4	0
<b>Total</b>	<b>22</b>	<b>89</b>	<b>4.0</b>	<b>11</b>	<b>1</b>

<b>PASSING</b>	ATT	CMP	YDS	SK/YD	TD	LG	IN	RT
M.Stafford	55	34	307	1/10	1	20	2	67.8
<b>Total</b>	<b>55</b>	<b>34</b>	<b>307</b>	<b>1/10</b>	<b>1</b>	<b>20</b>	<b>2</b>	<b>67.8</b>

<b>PASS RECEIVING</b>	TAR	REC	YDS	AVG	LG	TD
P.Nacua	20	15	147	9.8	20	0
T.Atwell	9	7	77	11.0	18	0
K.Williams	10	6	48	8.0	15	1
T.Higbee	7	3	12	4.0	6	0
B.Skowronek	1	1	10	10.0	10	0
V.Jefferson	4	1	9	9.0	9	0
R.Rivers	1	1	4	4.0	4	0
<b>Total</b>	<b>52</b>	<b>34</b>	<b>307</b>	<b>9.0</b>	<b>20</b>	<b>1</b>

<b>INTERCEPTIONS</b>	NO	YDS	AVG	LG	TD
<b>Total</b>	<b>0</b>	<b>0</b>	<b>0</b>	<b>0</b>	<b>0</b>

<b>PUNTING</b>	NO	YDS	AVG	NET	TB	IN20	LG
E.Evans	2	108	54.0	47.5	0	1	72
<b>Total</b>	<b>2</b>	<b>108</b>	<b>54.0</b>	<b>47.5</b>	<b>0</b>	<b>1</b>	<b>72</b>

<b>PUNT RETURNS</b>	NO	YDS	AVG	FC	LG	TD
K.Williams	1	11	11.0	2	11	0
[TOUCHBACK]	1	0	0.0	0	0	0
<b>Total</b>	<b>1</b>	<b>11</b>	<b>11.0</b>	<b>2</b>	<b>11</b>	<b>0</b>

<b>KICKOFF RETURNS</b>	NO	YDS	AVG	FC	LG	TD
A.Trammell	1	20	20.0	0	20	0
[OUT OF BOUNDS]	1	0	0.0	0	0	0
[TOUCHBACK]	4	0	0.0	0	0	0
<b>Total</b>	<b>1</b>	<b>20</b>	<b>20.0</b>	<b>0</b>	<b>20</b>	<b>0</b>



# Final Defensive Statistics



## San Francisco 49ers

	Regular Defensive Plays												Special Teams					Misc			
	TKL	AST	COMB	SK	/ YDS	TFL	Q	IN	PD	FF	FR	TKL	AST	FF	FR	BL	TKL	AST	FF	FR	
D.Greenlaw	7	5	12	0	0	0	0	0	1	0	0	0	0	0	0	0	0	0	0	0	
F.Warner	9	2	11	1	10	1	1	0	1	0	0	0	0	0	0	0	0	0	0	0	
C.Ward	8	2	10	0	0	0	0	0	1	0	0	0	0	0	0	0	0	0	0	0	
D.Lenoir	8	1	9	0	0	0	0	1	1	0	0	0	0	0	0	0	0	0	0	0	
I.Oliver	3	3	6	0	0	0	0	1	1	0	0	0	1	0	0	0	0	0	0	0	
T.Hufanga	2	3	5	0	0	0	0	0	0	0	0	0	0	0	0	0	0	0	0	0	
A.Armstead	3	1	4	0	0	0	0	0	0	0	0	0	0	0	0	0	0	0	0	0	
A.Thomas	3	0	3	0	0	0	0	0	0	0	0	0	0	0	0	0	0	0	0	0	
T.Gipson	1	2	3	0	0	0	0	0	0	0	0	0	0	0	0	0	0	0	0	0	
N.Bosa	1	1	2	0	0	1	3	0	0	0	0	0	0	0	0	0	0	0	0	0	
D.Jackson	1	0	1	0	0	0	0	0	1	0	0	0	0	0	0	0	0	0	0	0	
J.Kinlaw	1	0	1	0	0	0	0	0	1	0	0	0	0	0	0	0	0	0	0	0	
J.Hargrave	0	1	1	0	0	0	0	0	0	0	0	0	0	0	0	0	0	0	0	0	
C.Ferrell	0	0	0	0	0	0	1	0	0	0	0	0	0	0	0	0	0	0	0	0	
K.Givens	0	0	0	0	0	0	1	0	0	0	0	0	0	0	0	0	0	0	0	0	
C.Woerner	0	0	0	0	0	0	0	0	0	0	0	0	1	0	0	0	0	0	0	0	
G.Odum	0	0	0	0	0	0	0	0	0	0	0	0	1	0	0	0	0	0	0	0	
J.Mason	0	0	0	0	0	0	0	0	0	0	0	0	1	0	0	0	0	0	0	0	
B.Purdy	0	0	0	0	0	0	0	0	0	0	0	0	0	0	0	0	0	0	0	1	
<b>Total</b>	<b>47</b>	<b>21</b>	<b>68</b>	<b>1</b>	<b>10</b>	<b>2</b>	<b>6</b>	<b>2</b>	<b>7</b>	<b>0</b>	<b>0</b>	<b>0</b>	<b>4</b>	<b>0</b>	<b>0</b>	<b>0</b>	<b>0</b>	<b>0</b>	<b>0</b>	<b>1</b>	

TKL = Tackle AST = Assist COMB = Combined QH=QB Hit IN = Interception PD = Pass Defense FF = Forced Fumble FR = Fumble Recovery

## Los Angeles Rams

	Regular Defensive Plays												Special Teams					Misc			
	TKL	AST	COMB	SK	/ YDS	TFL	QH	IN	PD	FF	FR	TKL	AST	FF	FR	BL	TKL	AST	FF	FR	
E.Jones	5	5	10	0	0	0	0	0	0	0	0	0	0	0	0	0	0	0	0	0	
J.Fuller	3	4	7	0	0	0	0	0	0	1	0	0	0	0	0	0	0	0	0	0	
M.Hoecht	4	2	6	0	0	0	0	0	0	0	0	0	0	0	0	0	0	0	0	0	
R.Yeast	2	4	6	0	0	0	0	0	0	0	0	0	0	0	0	0	0	0	0	0	
B.Young	3	2	5	1	0	0	2	0	0	0	0	0	0	0	0	0	0	0	0	0	
J.Williams	2	3	5	0	0	0	0	0	0	0	0	0	0	0	0	0	0	0	0	0	
C.Rozeboom	1	4	5	0	0	0	0	0	0	0	0	0	0	0	0	0	0	0	0	0	
C.Durant	2	2	4	0	0	0	0	0	1	0	0	0	0	0	0	0	0	0	0	0	
D.Kendrick	2	1	3	0	0	0	0	0	0	0	0	0	0	0	0	0	0	0	0	0	
Q.Lake	2	0	2	0	0	0	0	0	0	0	0	0	0	0	0	0	0	0	0	0	
A.Witherspoon	1	1	2	0	0	0	0	0	0	0	0	0	0	0	0	0	0	0	0	0	
K.Turner	1	1	2	0	0	0	0	0	0	0	0	0	0	0	0	0	0	0	0	0	
B.Brown	1	1	2	0	0	0	0	0	0	0	0	0	0	0	0	0	0	0	0	0	
J.Johnson	1	0	1	0	0	0	0	0	0	0	0	0	0	0	0	0	0	0	0	0	
L.Murchison	0	1	1	0	0	0	0	0	0	0	0	0	0	0	0	0	0	0	0	0	
A.Donald	0	0	0	0	0	0	1	0	0	0	0	0	0	0	0	0	0	0	0	0	
T.Tomlinson	0	0	0	0	0	0	0	0	0	0	0	1	0	0	0	0	0	0	0	0	
K.Williams	0	0	0	0	0	0	0	0	0	0	0	0	0	0	0	0	1	0	0	0	
C.Shelton	0	0	0	0	0	0	0	0	0	0	0	0	0	0	0	0	1	0	0	0	
<b>Total</b>	<b>30</b>	<b>31</b>	<b>61</b>	<b>1</b>	<b>0</b>	<b>0</b>	<b>3</b>	<b>0</b>	<b>1</b>	<b>1</b>	<b>0</b>	<b>1</b>	<b>0</b>	<b>0</b>	<b>0</b>	<b>0</b>	<b>2</b>	<b>0</b>	<b>0</b>	<b>0</b>	



# Rams 30, Seahawks 13

September 10, 2023 - Lumen Field - Seattle, WA.



Weather: 72 degrees, mostly cloudy - Attendance 68,683 - Time 1:25 PT



Behind scores from running backs Kyren Williams and Cam Akers, and 100-yard days from wide receivers Puka Nacua and Tutu Atwell, the Rams defeated the Seahawks 30-13 on Sunday at Lumen Field. Williams and Akers accounted for all three of Los Angeles' touchdowns, with Williams scoring two and Akers one. Meanwhile, Nacua posted 10 catches for 119 yards and Atwell 6 for 119 in the victory. Quarterback Matthew Stafford completed 24 of 38 passes for 334 yards. The Rams outscored the Seahawks 23-0 in the second half en route to the win as well, as L.A.'s defense's held Seattle's offense to 12 net yards in the second half. Here is the complete game recap: Although the Seahawks marched inside the Rams' 20 on the opening drive, defensive back Derion Kendrick's 3rd down pass breakup in the endzone on a Geno Smith pass intended for Tyler Lockett helped Los Angeles hold Seattle to a 36-yard field goal. The successful attempt gave the Seahawks a 3-0 lead with 9:52 left in the first quarter. The Rams answered with a drive that chewed 9 minutes and 13 seconds off the clock and ended with a 1-yard touchdown run by running back Kyren Williams for a 7-3 lead late in the first quarter. It was the first touchdown of Williams' NFL career. While it wasn't as lengthy of a drive, the Seahawks used nearly six and a half minutes to respond with a 10-yard touchdown pass from Smith to Metcalf to regain the lead 10-7 midway through the second quarter. A 42-yard field goal by kicker Jason Myers' extended Seattle's lead to 13-7. Los Angeles was in position to cut into its deficit late in the first half, but kicker Brett Maher's 57-yard field goal attempt was blocked. However, Myers missed a 39-yard attempt on the ensuing possession, giving the Rams another chance to score with 36 seconds left in the first half. The Rams capitalized on receiving the ball to start the second half, as Williams' 7-yard touchdown run helped them regain the lead 14-13 midway through the third quarter. A late third-quarter field goal by Maher made it 17-13. Running back Cam Akers' 1-yard touchdown run on 4th and goal midway through the fourth quarter and Maher's 54-yard field goal with just under five minutes remaining made it 27-13 (and 20 unanswered points) scoring by the Rams' offense. With Maher's successful 45-yard field goal attempt with 11 seconds left, the Rams would end up outscoring the Seahawks 23-0 in the second half to reach the 30-13 victory.



## Starting Lineups



### Seattle Seahawks

WR 14	D. Metcalf	LB 10	U. Nwosu
LT 67	C. Cross	DE 55	D. Jones
LG 68	D. Lewis	NT 90	Ja. Reed
C 63	E. Brown	OLB 53	B. Mafe
RG 60	P. Haynes	ILB 54	B. Wagner
RT 72	A. Lucas	ILB 56	J. Brooks
TE 89	W. Dissly	LCB 22	T. Brown
TE 87	N. Fant	RCB 27	T. Woolen
WR 16	T. Lockett	CB 8	C. Bryant
QB 7	G. Smith	SS 20	J. Love
RB 9	K. Walker	FS 6	Q. Diggs

### Los Angeles Rams

WR 5	T. Atwell	DE 92	J. Williams
WR 17	P. Nacua	NT 95	B. Brown
LT 77	A. Jackson	DT 99	A. Donald
LG 73	S. Avila	OLB 97	M. Hoecht
C 65	C. Shelton	ILB 0	B. Young
RG 70	J. Noteboom	ILB 53	E. Jones
OL 79	R. Havenstein	ILB 56	C. Rozeboom
WR 12	V. Jefferson	CB 1	D. Kendrick
TE 89	T. Higbee	CB 44	A. Witherspoon
QB 9	M. Stafford	S 4	J. Fuller
RB 3	C. Akers	S 2	R. Yeast

**LOS ANGELES SUBSTITUTIONS:** DB 6 T.Tomlinson, K 8 B.Maher, DB 14 C.Durant, WR 15 D.Robinson, WR 18 B.Skowronek, RB 20 R.Rivers, RB 23 K.Williams, DB 25 J.Taylor, DB 26 D.Shelley, OLB 31 N.Hampton, LB 35 J.Hummel, DB 37 Q.Lake, P 42 E.Evans, DB 43 J.Johnson, LS 47 A.Ward, OLB 51 Z.VanValkenburg, DT 52 L.Murchison, ILB 59 T.Reeder, OL 72 T.Anchrum, TE 87 D.Allen, TE 88 B.Hopkins, DE 90 E.Brown, NT 91 K.Turner

**LOS ANGELES DID NOT PLAY:** QB 11 B.Rypien, OL 55 B.Allen, OL 57 Z.Thomas

**LOS ANGELES NOT ACTIVE:** QB 13 S.Bennett, RB 21 Z.Evans, OL 69 K.Dotson, OL 71 W.McClendon, DE 94 D.Johnson



## Scoring Summaries



### Field Goals (made ( ) & missed)

B.Maher	57B 56WR (38) (54) (45)	J.Myers	(36) (42) 39RU				
		<b>1</b>	<b>2</b>	<b>3</b>	<b>4</b>	<b>OT</b>	<b>Total</b>
VISITOR:	Los Angeles Rams	7	0	10	13	0	30
HOME:	Seattle Seahawks	3	10	0	0	0	13

### Scoring Plays

Team	Qtr	Time	Play Description (Extra Point) (Drive Info)	Visitor	Home
Seahawks	1	9:52	J.Myers 36 yd. Field Goal (12-57, 5:08)	0	3
Rams	1	0:39	K.Williams 1 yd. run (B.Maher kick) (16-75, 9:13)	7	3
Seahawks	2	9:16	D.Metcalf 10 yd. pass from G.Smith (J.Myers kick) (12-75, 6:23)	7	10
Seahawks	2	4:18	J.Myers 42 yd. Field Goal (6-28, 2:46)	7	13
Rams	3	8:56	K.Williams 7 yd. run (B.Maher kick) (10-76, 6:04)	14	13
Rams	3	2:39	B.Maher 38 yd. Field Goal (9-60, 5:14)	17	13
Rams	4	9:45	C.Akers 1 yd. run (B.Maher kick) (14-79, 6:19)	24	13
Rams	4	4:57	B.Maher 54 yd. Field Goal (9-40, 4:12)	27	13
Rams	4	0:11	B.Maher 45 yd. Field Goal (9-32, 3:05)	30	13



# Final Team Statistics



<b>TOTAL RETURN YARDAGE (Not Including Kickoffs)</b>	7	18	<b>TOTAL RETURN YARDAGE (Not Including Kickoffs)</b>	7	18
No. and Yards Punt Returns	1-7	1-18	No. and Yards Punt Returns	1-7	1-18
No. and Yards Kickoff Returns	1-8	2-50	No. and Yards Kickoff Returns	1-8	2-50
No. and Yards Interception Returns	0-0	0-0	No. and Yards Interception Returns	0-0	0-0
<b>PENALTIES Number and Yards</b>	7-53	7-55	<b>PENALTIES Number and Yards</b>	7-53	7-55
<b>FUMBLES Number and Lost</b>	0-0	0-0	<b>FUMBLES Number and Lost</b>	0-0	0-0
<b>TOUCHDOWNS</b>	3	1	<b>TOUCHDOWNS</b>	3	1
Rushing	3	0	Rushing	3	0
Passing	0	1	Passing	0	1
<b>EXTRA POINTS Made-Attempts</b>	3-3	1-1	<b>EXTRA POINTS Made-Attempts</b>	3-3	1-1
Kicking Made-Attempts	3-3	1-1	Kicking Made-Attempts	3-3	1-1
<b>FIELD GOALS Made-Attempts</b>	3-5	2-3	<b>FIELD GOALS Made-Attempts</b>	3-5	2-3
<b>RED ZONE EFFICIENCY</b>	3-3-100%	1-2-50%	<b>RED ZONE EFFICIENCY</b>	3-3-100%	1-2-50%
<b>GOAL TO GO EFFICIENCY</b>	3-3-100%	0-0-0%	<b>GOAL TO GO EFFICIENCY</b>	3-3-100%	0-0-0%
<b>SAFETIES</b>	0	0	<b>SAFETIES</b>	0	0
<b>FINAL SCORE</b>	30	13	<b>FINAL SCORE</b>	30	13
<b>TIME OF POSSESSION</b>	39:23	20:37	<b>TIME OF POSSESSION</b>	39:23	20:37



# Final Individual Statistics



<b>RUSHING</b>	ATT	YDS	AVG	LG	TD
K.Williams	15	52	3.5	9	2
C.Akers	22	29	1.3	12	1
M.Stafford	3	11	3.7	9	0
Total	40	92	2.3	12	3

<b>PASSING</b>	ATT	CMP	YDS	SK/YD	TD	LG	IN	RT
M.Stafford	38	24	334	0/0	0	44	0	91.3
Total	38	24	334	0/0	0	44	0	91.3

<b>PASS RECEIVING</b>	TAR	REC	YDS	AVG	LG	TD
P.Nacua	15	10	119	11.9	21	0
T.Atwell	8	6	119	19.8	44	0
V.Jefferson	5	4	24	6.0	10	0
T.Higbee	3	3	49	16.3	30	0
B.Hopkins	2	1	21	21.0	21	0
K.Williams	2	0	2	0.0	2	0
B.Skowronek	2	0	0	0.0	0	0
Total	37	24	334	13.9	44	0

<b>INTERCEPTIONS</b>	NO	YDS	AVG	LG	TD
Total	0	0	0	0	0

<b>PUNTING</b>	NO	YDS	AVG	NET	TB	IN20	LG
E.Evans	1	45	45.0	27.0	0	0	45
Total	1	45	45.0	27.0	0	0	45

<b>PUNT RETURNS</b>	NO	YDS	AVG	FC	LG	TD
K.Williams	1	7	7.0	0	7	0
[OUT OF BOUNDS]	1	0	0.0	0	0	0
[TOUCHBACK]	2	0	0.0	0	0	0
Total	1	7	7.0	0	7	0

<b>KICKOFF RETURNS</b>	NO	YDS	AVG	FC	LG	TD
K.Williams	1	8	8.0	0	8	0
R.Rivers	0	0	0.0	1	0	0
[TOUCHBACK]	2	0	0.0	0	0	0
Total	1	8	8.0	1	8	0

<b>RUSHING</b>	ATT	YDS	AVG	LG	TD
K.Williams	15	52	3.5	9	2
C.Akers	22	29	1.3	12	1
M.Stafford	3	11	3.7	9	0
Total	40	92	2.3	12	3

<b>PASSING</b>	ATT	CMP	YDS	SK/YD	TD	LG	IN	RT
M.Stafford	38	24	334	0/0	0	44	0	91.3
Total	38	24	334	0/0	0	44	0	91.3

<b>PASS RECEIVING</b>	TAR	REC	YDS	AVG	LG	TD
P.Nacua	15	10	119	11.9	21	0
T.Atwell	8	6	119	19.8	44	0
V.Jefferson	5	4	24	6.0	10	0
T.Higbee	3	3	49	16.3	30	0
B.Hopkins	2	1	21	21.0	21	0
K.Williams	2	0	2	0.0	2	0
B.Skowronek	2	0	0	0.0	0	0
Total	37	24	334	13.9	44	0

<b>INTERCEPTIONS</b>	NO	YDS	AVG	LG	TD
Total	0	0	0	0	0

<b>PUNTING</b>	NO	YDS	AVG	NET	TB	IN20	LG
E.Evans	1	45	45.0	27.0	0	0	45
Total	1	45	45.0	27.0	0	0	45

<b>PUNT RETURNS</b>	NO	YDS	AVG	FC	LG	TD
K.Williams	1	7	7.0	0	7	0
[OUT OF BOUNDS]	1	0	0.0	0	0	0
[TOUCHBACK]	2	0	0.0	0	0	0
Total	1	7	7.0	0	7	0

<b>KICKOFF RETURNS</b>	NO	YDS	AVG	FC	LG	TD
K.Williams	1	8	8.0	0	8	0
R.Rivers	0	0	0.0	1	0	0
[TOUCHBACK]	2	0	0.0	0	0	0
Total	1	8	8.0	1	8	0



# Final Defensive Statistics



Los Angeles Rams	Regular Defensive Plays												Special Teams					Misc			
	TKL	AST	COMB	SK	/ YDS	TFL	Q	IN	PD	FF	FR	TKL	AST	FF	FR	BL	TKL	AST	FF	FR	
E.Jones	4	5	9	0	0	3	0	0	0	0	0	0	0	0	0	0	0	0	0	0	0
J.Fuller	3	5	8	0	0	0	0	0	0	0	0	0	0	0	0	0	0	0	0	0	0
C.Rozeboom	3	3	6	0	0	0	0	0	0	0	0	0	0	0	0	0	0	0	0	0	0
B.Young	3	1	4	0.5	4.5	0	2	0	0	0	0	0	0	0	0	0	0	0	0	0	0
A.Donald	2	2	4	0.5	4	0	1	0	0	0	0	0	0	0	0	0	0	0	0	0	0
D.Kendrick	3	0	3	0	0	0	0	0	1	0	0	0	0	0	0	0	0	0	0	0	0
M.Hoecht	1	2	3	0.5	4	0	1	0	0	0	0	0	0	0	0	0	0	0	0	0	0
A.Witherspoon	2	0	2	0	0	0	0	0	0	0	0	0	0	0	0	0	0	0	0	0	0
J.Williams	1	1	2	0	0	0	0	0	0	0	0	0	0	0	0	0	0	0	0	0	0
R.Yeast	1	1	2	0	0	0	0	0	0	0	0	0	0	0	0	0	0	0	0	0	0
K.Turner	0	2	2	0.5	4.5	0	1	0	0	0	0	0	0	0	0	0	0	0	0	0	0
C.Durant	1	0	1	0	0	0	1	0	0	0	0	0	0	0	0	0	0	0	0	0	0
Q.Lake	1	0	1	0	0	0	0	0	0	0	0	0	0	0	0	0	0	0	0	0	0
E.Brown	0	1	1	0	0	0	0	0	0	0	0	0	0	0	0	0	0	0	0	0	0
B.Brown	0	1	1	0	0	0	0	0	0	0	0	0	0	0	0	0	0	0	0	0	0
Z.VanValkenburg	0	0	0	0	0	0	1	0	0	0	0	0	0	0	0	0	0	0	0	0	0
B.Skowronek	0	0	0	0	0	0	0	0	0	0	0	1	0	0	0	0	0	0	0	0	0
T.Anchrum	0	0	0	0	0	0	0	0	0	0	0	1	0	0	0	0	0	0	0	0	0
T.Reeder	0	0	0	0	0	0	0	0	0	0	0	1	0	0	0	0	0	0	0	0	0
J.Hummel	0	0	0	0	0	0	0	0	0	0	0	0	1	0	0	0	0	0	0	0	0
J.Johnson	0	0	0	0	0	0	0	0	0	0	0	0	1	0	0	0	0	0	0	0	0
<b>Total</b>	<b>25</b>	<b>24</b>	<b>49</b>	<b>2</b>	<b>17</b>	<b>3</b>	<b>7</b>	<b>0</b>	<b>1</b>	<b>0</b>	<b>0</b>	<b>3</b>	<b>2</b>	<b>0</b>	<b>0</b>	<b>0</b>	<b>0</b>	<b>0</b>	<b>0</b>	<b>0</b>	<b>0</b>

Seattle Seahawks	Regular Defensive Plays												Special Teams					Misc			
	TKL	AST	COMB	SK	/ YDS	TFL	QH	IN	PD	FF	FR	TKL	AST	FF	FR	BL	TKL	AST	FF	FR	
B.Wagner	9	10	19	0	0	1	0	0	0	0	0	0	0	0	0	0	0	0	0	0	0
J.Brooks	4	8	12	0	0	0	0	0	0	0	0	0	0	0	0	0	0	0	0	0	0
C.Bryant	7	2	9	0	0	0	1	0	0	0	0	0	0	0	0	0	0	0	0	0	0
J.Love	7	2	9	0	0	0	0	0	1	0	0	0	0	0	0	0	0	0	0	0	0
T.Brown	5	1	6	0	0	0	0	0	0	0	0	0	0	0	0	0	0	0	0	0	0
B.Mafe	4	1	5	0	0	1	0	0	0	0	0	0	0	0	0	0	0	0	0	0	0
Ja.Reed	2	1	3	0	0	0	1	0	0	0	0	0	0	0	1	0	0	0	0	0	0
U.Nwosu	2	1	3	0	0	2	0	0	0	0	0	0	0	0	0	0	0	0	0	0	0
M.Morris	2	1	3	0	0	0	0	0	0	0	0	0	0	0	0	0	0	0	0	0	0
Q.Diggs	0	3	3	0	0	0	0	0	0	0	0	0	0	0	0	0	0	0	0	0	0
T.Woolen	1	1	2	0	0	0	0	0	0	0	0	0	0	0	0	0	0	0	0	0	0
D.Jones	0	2	2	0	0	0	0	0	0	0	0	0	0	0	0	0	0	0	0	0	0
D.Bush	1	0	1	0	0	0	0	0	0	0	0	0	0	0	0	0	0	0	0	0	0
A.Burns	1	0	1	0	0	0	0	0	0	0	0	0	0	0	0	0	0	0	0	0	0
D.Taylor	1	0	1	0	0	0	0	0	0	0	0	0	0	0	0	0	0	0	0	0	0
D.Hall	0	1	1	0	0	0	0	0	0	0	0	0	1	0	0	0	0	0	0	0	0
M.Jackson	0	1	1	0	0	0	0	0	0	0	0	0	0	0	0	0	0	0	0	0	0
J.Rhattigan	0	0	0	0	0	0	0	0	0	0	0	1	0	0	0	0	0	0	0	0	0
D.Thomas	0	0	0	0	0	0	0	0	0	0	0	0	1	0	0	0	0	0	0	0	0
C.Stoll	0	0	0	0	0	0	0	0	0	0	0	0	1	0	0	0	0	0	0	0	0
<b>Total</b>	<b>46</b>	<b>35</b>	<b>81</b>	<b>0</b>	<b>0</b>	<b>4</b>	<b>2</b>	<b>0</b>	<b>1</b>	<b>0</b>	<b>0</b>	<b>1</b>	<b>3</b>	<b>0</b>	<b>0</b>	<b>1</b>	<b>0</b>	<b>0</b>	<b>0</b>	<b>0</b>	<b>0</b>

# Rams 0, Broncos 41

August 26, 2023 - Empower Field at Mile High - Denver, CO.



Weather: 76 degrees, partly cloudy - Attendance 76,048 - Time 6:07 PT



While the Rams fell to the Broncos 41-0 Saturday night at Empower Field at Mile High, the 2023 preseason finale still offered multiple notes and observations. Here are five takeaways from the contest: 1) Bennett gets the start at quarterback again. Just like last week against the Raiders, Bennett got the start against the Broncos. However, the results were different. Bennett completed 2 of his first 3 pass attempts before his fourth pass attempt was intercepted when facing a 3rd and 14 on the Rams' second offensive series. After going 4 for 9 passing for 14 yards and throwing his second interception, he was replaced by Brett Rypien on Los Angeles' fourth offensive series. In the context of the entire preseason, it was an uncharacteristic night for Bennett, who in previous games had shown an ability to bounce back from those kinds of miscues. Rypien finished 7 of 13 for 67 yards before being replaced by Dresser Winn early in the fourth quarter. 2) Extensive playing time for Rochell. Third-year defensive back Robert Rochell saw a significant workload Saturday night, playing the entire first half and into the early portion of the third quarter. 3) Productive night for Rivers. If there was one bright spot Saturday night, it was the play of Rivers, who posted six carries for 32 yards, good for 5.3 yards per carry and a conclusion to what was a solid preseason for him overall. 4) Productive night for Ethan Evans. If there was another bright spot Saturday night, it was the play of punter Ethan Evans. The Wingate product averaged 53.5 yards per punt across six punts, with three of those punts landing inside the Broncos' 20-yard line. His sixth and final punt was his longest of the night, going for 60 yards. 5) Tomlinson's night ends early. Rookie defensive back Tre Tomlinson got the start at one of the outside cornerback spots, but was ejected at the end of the first drive of the game after drawing a facemask penalty. It was a tough end to the preseason finale for him after playing well in the first two preseason games.



## Starting Lineups



### Denver Broncos

WR 83	M. Mims	NT	97	P. Mustipher
WR 89	B. Johnson	DL	95	E. Garcia
LT 73	C. Fleming	DE	91	M. Henningsen
LG 75	Q. Bailey	OLB	59	T. Incoom
C 51	K. Fuller	OLB	52	M. Haynes
RG 60	L. Wattenberg	OLB	41	D. Sanders
RT 63	A. Palczewski	ILB	40	J. Strnad
TE 45	N. Adkins	CB	35	J. McMillian
QB 4	J. Stidham	CB	29	F. Hicks
FB 20	M. Burton	S	32	D. Turner-Yell
RB 38	J. McLaughlin	S	34	J. Skinner

### Los Angeles Rams

TE 87	D. Allen	DT	52	L. Murchison
TE 83	N. Kalinic	DT	93	M. Copeland
LT 61	A. Arcuri	DE	98	T. Carter
LG 66	S. Maginn	OLB	51	Z. VanValkenburg
C 68	M. McAllister	OLB	96	K. Thomas
RG 63	G. Miller	LB	58	D. Square
RT 71	W. McClendon	LB	48	J. Woodbey
WR 14	T. Johnson	DB	8	R. Rochell
WR 15	D. Robinson	DB	6	T. Tomlinson
QB 13	S. Bennett	DB	33	R. Torrence
RB 30	R. Rivers	DB	39	Q. Johnson

**LOS ANGELES SUBSTITUTIONS:** QB 4 B.Burmeister, QB 11 B.Rypien, QB 16 D.Winn, WR 19 X.Smith, DB 20 Ty.Davis, RB 21 Z.Evans, DB 22 S.Jolly, RB 24 R.Freeman, DB 27 T.Davis, OLB 31 N.Hampton, DB 34 T.Ingle, DB 36 V.Gray, DB 37 Q.Lake, DB 38 J.Jones, DB 41 C.McCutcheon, P 42 E.Evans, OLB 44 D.Hardy, TE 45 C.McDonald, TE 46 C.Sims, LS 47 A.Ward, K 49 T.Brown, LB 54 K.Anyalebechi, OL 60 L.Bruss, DT 69 T.Vincent, WR 81 A.Tammell, WR 82 L.McCutcheon, WR 86 T.Hudson, DE 90 E.Brown, DE 94 D.Johnson

**LOS ANGELES DID NOT PLAY:** OLB 0 B.Young, DB 1 D.Kendrick, DB 2 R.Yeast, RB 3 C.Akers, DB 4 J.Fuller, WR 5 T.Atwell, QB 9 M.Stafford, WR 10 C.Kupp, WR 12 V.Jefferson, DB 14 C.Durant, WR 17 P.Nacua, WR 18 B.Skowronek, DB 23 A.Witherspoon, RB 23 K.Williams, DB 25 J.Taylor, OLB 32 O.Mathis, LB 35 J.Hummel, DB 43 J.Johnson, LB 50 R.Smenda, LB 53 E.Jones, OL 55 B.Allen, LB 56 C.Rozeboom, OL 57 Z.Thomas, OL 65 C.Shelton, OL 70 J.Noteboom, OL 72 T.Anchrum, OL 73 S.Avila, OL 77 A.Jackson, OL 79 R.Havenstein, TE 84 H.Long, TE 88 B.Hopkins, TE 89 T.Higbee, NT 91 K.Turner, DE 92 J.Williams, NT 95 B.Brown, OLB 97 M.Hoecht, DT 99 A.Donald



## Scoring Summaries



### Field Goals (made ( ) & missed)

		T.Brown	39WL	B.Maher	(46) (33)		
						OT	Total
VISITOR:	Los Angeles Rams	0	0	0	4	0	0
HOME:	Denver Broncos	17	10	0	14	0	41

### Scoring Plays

Team	Qtr	Time	Play Description (Extra Point) (Drive Info)	Visitor	Home
Broncos	1	9:26	J.McLaughlin 1 yd. run (B.Maher kick) (10-75, 5:34)	0	7
Broncos	1	6:11	B.Maher 46 yd. Field Goal (5-47, 1:07)	0	10
Broncos	1	1:45	A.Okwuegbunam 8 yd. pass from J.Stidham (B.Maher kick) (10-53, 3:48)	0	17
Broncos	2	10:04	T.Jones 1 yd. run (B.Maher kick) (7-26, 3:15)	0	24
Broncos	2	4:26	B.Maher 33 yd. Field Goal (7-65, 2:54)	0	27
Broncos	4	10:00	T.Badie 1 yd. run (B.Maher kick) (16-71, 8:43)	0	34
Broncos	4	2:31	J.Hammond 3 yd. pass from B.DiNucci (B.Maher kick) (10-83, 5:50)	0	41



# Final Team Statistics



	Visitor Rams	Home Broncos		
<b>TOTAL RETURN YARDAGE (Not Including Kickoffs)</b>			2	51
No. and Yards Punt Returns			1-2	1-19
No. and Yards Kickoff Returns			1-15	0-0
No. and Yards Interception Returns			0-0	2-32
<b>THIRD DOWN EFFICIENCY</b>	1-10-10.0%	8-15-53.3%	<b>PENALTIES Number and Yards</b>	8-43
<b>FOURTH DOWN EFFICIENCY</b>	0-0-0.0%	3-3-100.0%	<b>FUMBLES Number and Lost</b>	0-0
<b>TOTAL NET YARDS</b>	159	494	<b>TOUCHDOWNS</b>	0
Total Offensive Plays (inc. times thrown passing)	47	80	Rushing	0
Average gain per offensive play	3.4	6.2	Passing	0
<b>NET YARDS RUSHING</b>	71	152	<b>EXTRA POINTS Made-Attempts</b>	0-0
Total Rushing Plays	18	35	Kicking Made-Attempts	0-0
Average gain per rushing play	3.9	4.3	<b>FIELD GOALS Made-Attempts</b>	0-1
Tackles for a loss-number and yards	0-0	2-5	<b>RED ZONE EFFICIENCY</b>	0-0-0%
<b>NET YARDS PASSING</b>	88	342	<b>GOAL TO GO EFFICIENCY</b>	0-0-0%
Times thrown - yards lost attempting to pass	2-14	2-11	<b>SAFETIES</b>	0
Gross yards passing	102	353	<b>FINAL SCORE</b>	0
<b>PASS ATTEMPTS-COMPLETIONS-HAD INTERCEPTED</b>	27-14-2	43-28-0	<b>TIME OF POSSESSION</b>	23:46
Avg gain per pass play (inc. # thrown passing)	3.0	7.6		36:14
<b>KICKOFFS Number-In End Zone-Touchbacks</b>	1-1-1	8-6-6		
<b>PUNTS Number and Average</b>	6-53.5	1-60.0		
Had Blocked	0	0		
<b>FGs - PATs Had Blocked</b>	0-0	0-0		
<b>Net Punting Average</b>	43.7	58.0		



# Final Individual Statistics



<b>RUSHING</b>	ATT	YDS	AVG	LG	TD
J. McLaughlin	10	48	4.8	15	1
D. Washington	6	26	4.3	16	0
B. DiNucci	4	22	5.5	11	0
J. Stidham	1	20	20.0	20	0
T. Badie	8	15	1.9	6	1
T. Jones	4	13	3.3	9	1
M. Burton	1	5	5.0	5	0
M. Mims	1	3	3.0	3	0
<b>Total</b>	<b>35</b>	<b>152</b>	<b>4.3</b>	<b>20</b>	<b>3</b>

<b>PASSING</b>	ATT	CMP	YDS	SK/YD	TD	LG	IN	RT
J. Stidham	28	17	236	1/0	1	50	0	99.7
B. DiNucci	15	11	117	1/11	1	24	0	117.9
<b>Total</b>	<b>43</b>	<b>28</b>	<b>353</b>	<b>2/11</b>	<b>2</b>	<b>50</b>	<b>0</b>	<b>106.1</b>

<b>PASS RECEIVING</b>	TAR	REC	YDS	AVG	LG	TD
A. Okwuegbunam	8	7	109	15.6	24	1
L. Humphrey	4	4	57	14.3	21	0
J. McLaughlin	5	4	13	3.3	10	0
B. Johnson	4	2	58	29.0	49	0
M. Mims	2	2	51	25.5	50	0
M. Bandy	4	2	13	6.5	8	0
T. Badie	2	2	7	3.5	10	0
M. Washington	2	1	13	13.0	13	0
N. Adkins	2	1	11	11.0	11	0
T. Jones	1	1	11	11.0	11	0
T. Grimes	1	1	7	7.0	7	0
J. Hammond	1	1	3	3.0	3	1
K. Hinton	2	0	0	0.0	0	0
M. Burton	1	0	0	0.0	0	0
M. Callaway	1	0	0	0.0	0	0
<b>Total</b>	<b>40</b>	<b>28</b>	<b>353</b>	<b>12.6</b>	<b>50</b>	<b>2</b>

<b>INTERCEPTIONS</b>	NO	YDS	AVG	LG	TD
D. Sanders	1	32	32.0	32	0
E. Bassey	1	0	0.0	0	0
<b>Total</b>	<b>2</b>	<b>32</b>	<b>16.0</b>	<b>32</b>	<b>0</b>

<b>RUSHING</b>	ATT	YDS	AVG	LG	TD
R. Rivers	6	32	5.3	9	0
Z. Evans	7	23	3.3	7	0
R. Freeman	4	14	3.5	5	0
B. Rypien	1	2	2.0	2	0
<b>Total</b>	<b>18</b>	<b>71</b>	<b>3.9</b>	<b>9</b>	<b>0</b>

<b>PASSING</b>	ATT	CMP	YDS	SK/YD	TD	LG	IN	RT
B. Rypien	13	7	67	1/9	0	27	0	68.4
S. Bennett	9	4	14	1/5	0	6	2	12.0
D. Winn	5	3	21	0/0	0	10	0	69.6
<b>Total</b>	<b>27</b>	<b>14</b>	<b>102</b>	<b>2/14</b>	<b>0</b>	<b>27</b>	<b>2</b>	<b>30.2</b>

<b>PASS RECEIVING</b>	TAR	REC	YDS	AVG	LG	TD
A. Trammell	7	5	55	11.0	27	0
B. Burmeister	3	2	15	7.5	10	0
R. Freeman	3	2	7	3.5	5	0
T. Johnson	3	2	6	3.0	4	0
L. McCutcheon	3	1	7	7.0	7	0
D. Allen	1	1	6	6.0	6	0
Z. Evans	1	1	6	6.0	6	0
D. Robinson	4	0	0	0.0	0	0
C. Sims	1	0	0	0.0	0	0



# Rams 34, Raiders 17

August 19, 2023 - SoFi Stadium - Inglewood, CA.



Weather: 77 degrees, cloudy - Attendance 70,362 - Time 6:07 PT



Although the Rams fell to the Raiders 34-17 Saturday night at SoFi Stadium, there were still plenty of noteworthy observations between quarterback Stetson Bennett and defensive back John Johnson III starting, rookie tight end Davis Allen seeing his first NFL action and more. Here are five takeaways from the contest: 1) Bennett gets the start at quarterback. After last week's performance against the Chargers, Bennett got the start against the Raiders. Similar to the Chargers game, it took some time for Bennett to settle in, but once he did, he went 5 for 6 passing on the Rams' first scoring drive that ended with a 25-yard field goal by kicker Tanner Brown. Bennett started 7 of 11 passing before his 12th pass attempt was intercepted and returned 50 yards for a touchdown. He exited the game and was replaced by Brett Rypien with just under 10 minutes remaining in the fourth quarter, finishing 15 of 24 passing for 142 yards with an interception and a 4-yard rushing touchdown overall. The rushing touchdown came at the end of a bounce-back, 75-yard drive that went 11 plays. 2) Davis Allen sees first preseason action. Having missed all of training camp in Irvine with a hamstring injury and returned to practice this week, Allen saw the field Saturday and started for his action of the preseason. He finished with eight catches for 53 yards, with his first reception of the night going for a gain of 15. 3) Defense gets in on the scoring. Linebacker Jake Hummel intercepted a Brian Hoyer pass and returned it 21 yards for a touchdown midway through the second quarter to tie the game 10-10. 4) Rams defense get a series against multiple Raiders offensive starters. Las Vegas started Jimmy Garoppolo at quarterback and wide receiver Davante Adams also saw a couple snaps on the opening drive before the Raiders reverted to a lineup that consisted mostly of their reserves. That nine-play, 68-yard drive ended with a 7-yard touchdown run by Raiders running back Brandon Bolden. 5) Johnson starts. After gradually being ramped up and not seeing any action in the preseason opener against the Chargers, Johnson got the start alongside Russ Yeast at safety and finished with four total tackles.



## Starting Lineups



### Las Vegas Raiders

WR 17	D. Adams	DE 98	M. Crosby
LT 72	J. Eluemunor	DT 95	J. Jenkins
LG 54	N. Muti	DT 92	N. Farrell
C 68	A. Adams	DE 51	M. Koonce
RG 70	G. Van Roten	LB 41	R. Spillane
RT 77	T. Munford	LB 5	D. Deablo
TE 87	M. Mayer	CB 39	N. Hobbs
WR 16	J. Meyers	CB 24	M. Peters
QB 10	J. Garoppolo	CB 28	D. Long
FB 45	Jak. Johnson	FS 25	T. Moehrig
RB 35	Z. White	SS 1	M. Epps

### Los Angeles Rams

WR 15	D. Robinson	NT 95	B. Brown
TE 87	D. Allen	DT 93	M. Copeland
LT 77	A. Jackson	DE 92	J. Williams
LG 73	S. Avila	OLB 96	K. Thomas
C 68	M. McAllister	OLB 97	M. Hoecht
RG 72	T. Anchrum	LB 56	C. Rozeboom
RT 60	L. Bruss	LB 35	J. Hummel
WR 18	B. Skowronek	DB 8	R. Rochell
WR 14	T. Johnson	DB 6	T. Tomlinson
QB 13	S. Bennett	DB 2	R. Yeast
RB 30	R. Rivers	DB 43	J. Johnson

**LOS ANGELES SUBSTITUTIONS:** QB 4 B.Burmeister, QB 11 B.Rypien, WR 19 X.Smith, DB 20 Ty.Davis, RB 21 Z.Evans, DB 22 S.Jolly, RB 23 K.Williams, RB 24 R.Freeman, DB 27 T.Davis, OLB 31 N.Hampton, DB 33 R.Torrence, DB 34 T.Ingle, DB 36 V.Gray, DB 37 Q.Lake, DB 38 J.Jones, DB 39 Q.Johnson, DB 41 C.McCutcheon, P 42 E.Evans, OLB 44 D.Hardy, TE 45 C.McDonald, TE 46 C.Sims, LS 47 A.Ward, LB 48 J.Woodbey, K 49 T.Brown, LB 50 R.Smenda, OLB 51 Z.VanValkenburg, DT 52 L.Murchison, LB 54 K.Anyalebechi, OL 57 Z.Thomas, LB 58 D.Square, OL 61 A.Arcuri, OL 63 G.Miller, OL 66 S.Maginn, DT 69 T.Vincent, OL 71 W.McClendon, WR 81 A.Trammell, WR 82 L.McCutcheon, WR 86 T.Hudson, DE 90 E.Brown, NT 91 K.Turner, DE 94 D.Johnson, DE 98 T.Carter

**LOS ANGELES DID NOT PLAY:** OLB 0 B.Young, DB 1 D.Kendrick, RB 3 C.Akers, DB 4 J.Fuller, WR 5 T.Atwell, QB 9 M.Stafford, WR 10 C.Kupp, WR 12 V.Jefferson, DB 14 C.Durant, QB 16 D.Winn, WR 17 P.Nacua, DB 23 A.Witherspoon, DB 25 J.Taylor, OLB 32 O.Mathis, LB 53 E.Jones, OL 55 B.Allen, OL 65 C.Shelton, OL 70 J.Noteboom, OL 79 R.Havenstein, TE 83 N.Kalinic, TE 84 H.Long, TE 88 B.Hopkins, TE 89 T.Higbee, DT 99 A.Donald



## Scoring Summaries



### Field Goals (made ( ) & missed)

		D.Carlson (46) (30)		T.Brown (25)			
		1	2	3	4	OT	Total
VISITOR:	Las Vegas Raiders	7	13	7	7	0	34
HOME:	Los Angeles Rams	0	10	7	0	0	17

Team	Time	Player	Description	Score	Total
Raiders	1	10:00	B.Bolden 7 yd. run (D.Carlson kick) (9-68, 5:00)	7	0
Raiders	2	13:29	D.Carlson 46 yd. Field Goal (7-24, 2:53)	10	0
Rams	2	9:39	T.Brown 25 yd. Field Goal (8-69, 3:50)	10	3
Rams	2	8:42	J.Hummel 21 yd. interception return (T.Brown kick)	10	10
Raiders	2	1:35	I.Pola-Mao 50 yd. interception return (D.Carlson kick)	17	10
Raiders	2	0:00	D.Carlson 30 yd. Field Goal (7-70, 1:12)	20	10
Raiders	3	8:48	C.Sims 12 yd. pass from A.O'Connell (D.Carlson kick) (7-70, 3:07)	27	10
Rams	3	1:40	S.Bennett 4 yd. run (T.Brown kick) (11-75, 7:08)	27	17
Raiders	4	9:43	K.Wilkerson 2 yd. pass from A.O'Connell (D.Carlson kick) (15-75, 6:57)	34	17



# Final Team Statistics



	Visitor Raiders	Home Rams	TOTAL RETURN YARDAGE (Not Including Kickoffs)	147	26
<b>TOTAL FIRST DOWNS</b>	25	13	No. and Yards Punt Returns	5-97	1-5
By Rushing	7	6	No. and Yards Kickoff Returns	2-44	5-89
By Passing	16	5	No. and Yards Interception Returns	1-50	1-21
By Penalty	2	2			
<b>THIRD DOWN EFFICIENCY</b>	7-13-53.8%	3-11-27.3%	<b>PENALTIES Number and Yards</b>	7-50	6-61
<b>FOURTH DOWN EFFICIENCY</b>	0-1-0.0%	0-0-0.0%	<b>FUMBLES Number and Lost</b>	0-0	1-0
<b>TOTAL NET YARDS</b>	440	224	<b>TOUCHDOWNS</b>	4	2
Total Offensive Plays (inc. times thrown passing)	70	50	Rushing	1	1
Average gain per offensive play	6.3	4.5	Passing	2	0
<b>NET YARDS RUSHING</b>	98	76	Interceptions	1	1
Total Rushing Plays	25	21	<b>EXTRA POINTS Made-Attempts</b>	4-4	2-2
Average gain per rushing play	3.9	3.6	Kicking Made-Attempts	4-4	2-2
Tackles for a loss-number and yards	1-1	0-0	<b>FIELD GOALS Made-Attempts</b>	2-2	1-1
<b>NET YARDS PASSING</b>	342	148	<b>RED ZONE EFFICIENCY</b>	3-4-75%	1-2-50%
Times thrown - yards lost attempting to pass	1-4	1-8	<b>GOAL TO GO EFFICIENCY</b>	2-3-67%	1-1-100%
Gross yards passing	346	156	<b>SAFETIES</b>	0	0
<b>PASS ATTEMPTS-COMPLETIONS-HAD INTERCEPTED</b>	44-27-1	28-19-1	<b>FINAL SCORE</b>	34	17
Avg gain per pass play (inc.# thrown passing)	7.6	5.1	<b>TIME OF POSSESSION</b>	31:39	28:21
<b>KICKOFFS Number-In End Zone-Touchbacks</b>	6-1-0	4-3-2			
<b>PUNTS Number and Average</b>	3-4-0.0	7-55.4			
Had Blocked	0	0			
<b>FGs - PATs Had Blocked</b>	0-0	0-0			
<b>Net Punting Average</b>	38.3	38.7			
<b>TOTAL RETURN YARDAGE (Not Including Kickoffs)</b>	147	26			



# Final Individual Statistics



<b>RUSHING</b>	ATT	YDS	AVG	LG	TD
Z.White	10	40	4.0	10	0
D.Williams	5	19	3.8	7	0
D.Thompson	2	15	7.5	12	0
A.Abdullah	2	7	3.5	4	0
B.Bolden	1	7	7.0	7	1
A.O'Connell	3	5	1.7	7	0
S.McCormick	1	3	3.0	3	0
T.Tucker	1	2	2.0	2	0
<b>Total</b>	<b>25</b>	<b>98</b>	<b>3.9</b>	<b>12</b>	<b>1</b>

<b>PASSING</b>	ATT	CMP	YDS	SK/YD	TD	LG	IN	RT
B.Hoyer	22	12	144	1/4	0	43	1	55.9
A.O'Connell	18	11	163	0/0	2	40	0	127.8
J.Garoppolo	4	4	39	0/0	0	18	0	107.3
<b>Total</b>	<b>44</b>	<b>27</b>	<b>346</b>	<b>1/4</b>	<b>2</b>	<b>43</b>	<b>1</b>	<b>91.7</b>

<b>PASS RECEIVING</b>	TAR	REC	YDS	AVG	LG	TD
K.Cole	6	5	60	12.0	21	0
K.Wilkerson	12	5	54	10.8	23	1
P.Dorsett	5	4	76	19.0	43	0
T.Tucker	7	3	66	22.0	40	0
A.Abdullah	2	2	11	5.5	10	0
J.Meyers	1	1	18	18.0	18	0
I.Zuber	1	1	18	18.0	18	0
C.Sims	3	1	12	12.0	12	1
Z.White	1	1	9	9.0	9	0
D.Carter	1	1	9	9.0	9	0
J.Shenker	1	1	9	9.0	9	0
M.Mayer	2	1	3	3.0	3	0
S.McCormick	1	1	1	1.0	1	0
A.Hooper	1	0	0	0.0	0	0
<b>Total</b>	<b>44</b>	<b>27</b>	<b>346</b>	<b>12.8</b>	<b>43</b>	<b>2</b>

<b>RUSHING</b>	ATT	YDS	AVG	LG	TD
R.Rivers	9	42	4.7	8	0
Z.Evans	8	20	2.5	5	0
R.Freeman	2	6	3.0	5	0
X.Smith	1	4	4.0	4	0
S.Bennett	1	4	4.0	4	1
<b>Total</b>	<b>21</b>	<b>76</b>	<b>3.6</b>	<b>8</b>	<b>1</b>

<b>PASSING</b>	ATT	CMP	YDS	SK/YD	TD	LG	IN	RT
S.Bennett	24	15	142	0/0	0	25	1	61.5
B.Rypien	4	4	14	1/8	0	9	0	81.2
<b>Total</b>	<b>28</b>	<b>19</b>	<b>156</b>	<b>1/8</b>	<b>0</b>	<b>25</b>	<b>1</b>	<b>67.0</b>

<b>PASS RECEIVING</b>	TAR	REC	YDS	AVG	LG	TD
D.Allen	8	8	53	6.6	15	0
T.Johnson	7	3	35	11.7	24	0
B.Skowronek	2	2	25	12.5	18	0
D.Robinson	7	2	8	4.0	8	0
R.Freeman	2	2	3	1.5	6	0
X.Smith	1	1	25	25.0	25	0
Z.Evans	1	1	7	7.0	7	0





# Rams 34, Chargers 17

August 12, 2023 - SoFi Stadium - Inglewood, CA.



Weather: 76 degrees, sunny - Attendance 70,328 - Time 6:07 PT



Although the Rams fell to the Chargers 34-17 on Saturday at SoFi Stadium, the performance of quarterback Stetson Bennett and others provided several noteworthy observations. Here are five takeaways from the contest: 1) Rypien starts, Bennett finishes at quarterback. Brett Rypien got the start at quarterback for the Rams and played the first three series before being replaced by rookie Stetson Bennett. Rypien finished 3 of 6 for 11 yards across those three series, also rushing once for 6 yards. Bennett had a couple near-interceptions on his first series, but settled in to finish 3 for 7 for 37 yards and one touchdown, connecting with wide receiver Puka Nacua for the 11-yard score that gave the Rams their first points of the night. Bennett completed 17 of 29 pass attempts for 191 yards and one touchdown overall, finishing out the game at quarterback after taking over on the Rams' fourth offensive series. 2) Extensive time for Rochell, Tomlinson at cornerback. Starting at each of the outside cornerback spots, Robert Rochell and Tre Tomlinson both saw extensive action in the first half. Rochell played three defensive series before being replaced by defensive back Cameron McCutcheon, while Tomlinson played all four defensive series in the first half. Tomlinson had a strong third-down pass breakup against former college teammate and current Chargers wide receiver Quentin Johnston, and was also in coverage on an incomplete deep ball for Johnston. 3) Bruss sees lots of time at right tackle, Anchrum at right guard. Moved to right tackle in the spring and remaining there throughout training camp, the 2022 third-round draft pick out of Wisconsin played at that position through the third quarter before being replaced by offensive lineman Warren McClendon Jr. later in the fourth quarter. Tremayne Anchrum Jr. played right guard until being subbed out late in the third quarter. 4) Learning experience for rookie specialists. For two of the Rams' rookie specialists, it was a night of learning – understandable, of course, given it was their first NFL game action. Punter Ethan Evans averaged 53.2 yards per punt with a long of 62, with two of his six punts landing inside the Chargers' 20 (both fair caught) and another landing in the endzone for a touchback. Two of Evans' punts were returned – the first 81 yards for a touchdown and the second just one yard. The fifth was returned for zero yards. Kicker Tanner Brown converted on his first extra point attempt, but missed his first field goal attempt – a 46-yarder – wide left. However, he bounced back to make his second – a 39-yard attempt early in the fourth quarter. Three of Brown's five kickoffs went for touchbacks; one was returned 17 yards and another for zero yards. 5) Nacua shines in first half, Johnson and Trammel in second. Nacua had a promising first half, recording three receptions for 32 yards in addition to the aforementioned touchdown. Those numbers led all Rams receivers at halftime. Johnson had a big second half with five catches for 70 yards, including a 34-yard catch-and-run over the middle. He also drew a defensive pass interference penalty early in the fourth quarter Austin Trammel chipped in four catches for 36 yards on the Rams' second scoring drive of the game.



## Starting Lineups



### Los Angeles Chargers

WR	35	T. Bynum	LB	45	T. Tuipulotu
LT	73	F. Sarell	DT	99	S. Matlock
LG	77	Z. Johnson	DT	50	D. Moa
C	76	W. Clapp	LB	94	C. Rumph
RG	68	J. Salyer	LB	57	A. Ogbongbemiga
RT	75	A. Pleasants	LB	31	N. Niemann
RB	25	J. Kelley	DB	36	J. Taylor
TE	89	T. Parham	DB	29	M. Webb
WR	86	K. Doss	DB	22	J. Woods
WR	1	Q. Johnson	DB	33	D. Leonard
QB	2	E. Stick	DB	38	C. Brown

### Los Angeles Rams

WR	17	P. Nacua	NT	95	B. Brown
TE	46	C. Sims	DT	93	M. Copeland
LT	77	A. Jackson	DT	97	M. Hoecht
LG	73	S. Avila	LB	0	B. Young
C	68	M. McAllister	LB	35	J. Hummel
RG	72	T. Anchrum	LB	56	C. Rozeboom
RT	60	L. Bruss	DB	38	J. Jones
WR	18	B. Skowronek	DB	8	R. Rochell
WR	15	D. Robinson	DB	6	T. Tomlinson
QB	11	B. Rypien	DB	2	R. Yeast
RB	30	R. Rivers	DB	37	Q. Lake

**LOS ANGELES SUBSTITUTIONS:** QB 4 B.Burmeister, QB 13 S.Bennett, WR 14 T.Johnson, WR 19 X.Smith, DB 20 Ty.Davis, RB 21 Z.Evans, RB 24 R.Freeman, DB 25 J.Taylor, DB 26 R.LeCounte, DB 27 T.Davis, LB 31 N.Hampton, DB 33 R.Torrence, DB 34 T.Ingle, DB 36 V.Gray, DB 39 Q.Johnson, DB 41 C.McCutcheon, P 42 E.Evans, LB 44 D.Hardy, TE 45 C.McDonald, LS 47 A.Ward, DB 48 J.Woodbey, K 49 T.Brown, LB 50 R.Smenda, DE 51 Z.VanValkenburg, DT 52 L.Murchison, LB 54 K.Anyalebechi, T 57 Z.Thomas, LB 58 D.Square, G 63 G.Miller, G 66 S.Maginn, DT 69 T.Vincent, T 71 W.McClendon, WR 81 A.Trammel, WR 82 L.McCutcheon, WR 86 T.Hudson, DE 90 E.Brown, DT 91 K.Turner, DE 92 J.Williams, DT 94 D.Johnson, DE 96 K.Thomas, DE 98 T.Carter

**LOS ANGELES DID NOT PLAY:** DB 1 D.Kendrick, RB 3 C.Akers, DB 4 J.Fuller, WR 5 T.Atwell, QB 9 M.Stafford, WR 10 C.Kupp, WR 12 V.Jefferson, DB 14 C.Durant, QB 16 D.Winn, DB 22 S.Jolly, DB 23 A.Witherspoon, RB 23 K.Williams, LB 32 O.Mathis, DB 43 J.Johnson, LB 53 E.Jones, C 55 B.Allen, T 61 A.Arcuri, C 65 C.Shelton, T 70 J.Noteboom, T 79 R.Havenstein, TE 83 N.Kalinic, TE 84 H.Long, TE 87 D.Allen, TE 88 B.Hopkins, TE 89 T.Higbee, DT 99 A.Donald



## Scoring Summaries



Field Goals (made ( ) & missed)

	C.Dicker (50) (25)	T.Brown	46WL (39)			
		1	2	3	4	OT Total
VISITOR: Los Angeles Chargers		3	17	0	14	0 34
HOME: Los Angeles Rams		0	7	7	3	0 17

Chargers	2	9:50	D.Davis 81 yd. punt return (C.Dicker kick)	13	0
Rams	2	1:48	P.Nacua 11 yd. pass from S.Bennett (T.Brown kick) (16-75, 8:02)	13	7
Chargers	2	0:17	Q.Johnston 8 yd. pass from E.Stick (C.Dicker kick) (10-75, 1:31)	20	7
Rams	3	0:11	R.Freeman 3 yd. run (T.Brown kick) (7-64, 2:37)	20	14
Chargers	4	14:01	E.Dotson 37 yd. run (C.Dicker kick) (4-75, 1:10)	27	14
Rams	4	11:13	T.Brown 39 yd. Field Goal (7-54, 2:48)	27	17
Chargers	4	3:47	E.Dotson 40 yd. run (C.Dicker kick) (5-72, 3:52)	34	17



# Final Team Statistics



	Visitor Chargers	Home Rams	TOTAL RETURN YARDAGE (Not Including Kickoffs)	84	0
<b>TOTAL FIRST DOWNS</b>	20	21	No. and Yards Punt Returns	3-84	2-0
By Rushing	9	5	No. and Yards Kickoff Returns	1-17	2-31
By Passing	7	11	No. and Yards Interception Returns	0-0	0-0
By Penalty	4	5			
<b>THIRD DOWN EFFICIENCY</b>	4-10-40.0%	4-13-30.8%	<b>PENALTIES Number and Yards</b>	11-106	9-111
<b>FOURTH DOWN EFFICIENCY</b>	0-0-0.0%	0-0-0.0%	<b>FUMBLES Number and Lost</b>	0-0	1-0
<b>TOTAL NET YARDS</b>	319	263	<b>TOUCHDOWNS</b>	4	2
Total Offensive Plays (inc. times thrown passing)	58	63	Rushing	2	1
Average gain per offensive play	5.5	4.2	Passing	1	1
<b>NET YARDS RUSHING</b>	214	99	Punt Returns	1	0
Total Rushing Plays	31	24	<b>EXTRA POINTS Made-Attempts</b>	4-4	2-2
Average gain per rushing play	6.9	4.1	Kicking Made-Attempts	4-4	2-2
Tackles for a loss-number and yards	2-2	0-0	<b>FIELD GOALS Made-Attempts</b>	2-2	1-2
<b>NET YARDS PASSING</b>	105	164	<b>RED ZONE EFFICIENCY</b>	1-2-50%	2-3-67%
Times thrown - yards lost attempting to pass	3-23	4-38	<b>GOAL TO GO EFFICIENCY</b>	1-1-100%	2-2-100%
Gross yards passing	128	202	<b>SAFETIES</b>	0	0
<b>PASS ATTEMPTS-COMPLETIONS-HAD INTERCEPTED</b>	24-16-0	35-20-0	<b>FINAL SCORE</b>	34	17
Avg gain per pass play (inc.# thrown passing)	3.9	4.2	<b>TIME OF POSSESSION</b>	28:18	31:42
<b>KICKOFFS Number-In End Zone-Touchbacks</b>	7-5-5	4-3-3			
<b>PUNTS Number and Average</b>	4-43.5	6-51.3			
Had Blocked	0	0			
<b>FGs - PATs Had Blocked</b>	0-0	0-0			
<b>Net Punting Average</b>	43.5	34.0			



# Final Individual Statistics



<b>RUSHING</b>						<b>RUSHING</b>											
	ATT	YDS	AVG	LG	TD		ATT	YDS	AVG	LG	TD						
E.Dotson	6	92	15.3	40	2	Z.Evans	8	34	4.3	9	0						
J.Kelley	9	54	6.0	13	0	R.Rivers	6	31	5.2	15	0						
I.Spiller	5	27	5.4	7	0	R.Freeman	7	26	3.7	9	1						
M.Duggan	4	20	5.0	19	0	B.Rypien	1	6	6.0	6	0						
E.Stick	2	12	6.0	7	0	S.Bennett	2	2	1.0	4	0						
L.Rountree	5	9	1.8	6	0												
<b>Total</b>	<b>31</b>	<b>214</b>	<b>6.9</b>	<b>40</b>	<b>2</b>	<b>Total</b>	<b>24</b>	<b>99</b>	<b>4.1</b>	<b>15</b>	<b>1</b>						
<b>PASSING</b>									<b>PASSING</b>								
	ATT	CMP	YDS	SK/YD	TD	LG	IN	RT		ATT	CMP	YDS	SK/YD	TD	LG	IN	RT
E.Stick	21	14	109	0/0	1	28	0	95.1	S.Bennett	29	17	191	3/36	1	34	0	89.9
M.Duggan	3	2	19	3/23	0	10	0	84.0	B.Rypien	6	3	11	1/2	0	9	0	56.2
<b>Total</b>	<b>24</b>	<b>16</b>	<b>128</b>	<b>3/23</b>	<b>1</b>	<b>28</b>	<b>0</b>	<b>93.8</b>	<b>Total</b>	<b>35</b>	<b>20</b>	<b>202</b>	<b>4/38</b>	<b>1</b>	<b>34</b>	<b>0</b>	<b>83.3</b>
<b>PASS RECEIVING</b>							<b>PASS RECEIVING</b>										
	TAR	REC	YDS	AVG	LG	TD		TAR	REC	YDS	AVG	LG	TD				
K.Doss	4	3	39	13.0	28	0	T.Johnson	7	5	70	14.0	34	0				
Q.Johnston	6	3	10	3.3	8	1	A.Trammell	4	4	36	9.0	19	0				
D.Davis	2	2	21	10.5	13	0	P.Nacua	5	3	32	10.7	17	1				
T.Bynum	4	2	13	6.5	8	0	L.McCutcheon	6	2	28	14.0	14	0				
I.Spiller	2	2	11	5.5	7	0	T.Hudson	2	2	15	7.5	9	0				
D.Parham	1	1	13	13.0	13	0	B.Skowronek	3	2	7	3.5	9	0				
L.Rountree	2	1	10	10.0	10	0	D.Robinson	1	1	9	9.0	9	0				
H.Kampmoyer	1	1	9	9.0	9	0	C.Sims	3	1	5	5.0	5	0				
T.McKitty	1	1	2	2.0	2	0	C.McDonald	1	0	0	0.0	0	0				
J.Kelley	1	0	0	0.0	0	0	R.Freeman	1	0	0	0.0	0	0				
<b>Total</b>	<b>24</b>	<b>16</b>	<b>128</b>	<b>8.0</b>	<b>28</b>	<b>1</b>	<b>Total</b>	<b>33</b>	<b>20</b>	<b>202</b>	<b>10.1</b>	<b>34</b>	<b>1</b>				





Los Angeles Rams

# Roster



# Rams Alphabetical Roster



## RAMS ALPHABETICAL ROSTER

UPDATED 12/12/2023

NO.	PLAYER	POS	HT	WT	DOB	AGE	EXP	COLLEGE	H.S. HOMETOWN	ACQUIRED
55	Allen, Brian	OL	6-2	303	10/11/1995	28	6	Michigan State	Hinsdale, IL	D4A-'18
87	Allen, Davis	TE	6-6	245	2/3/2001	22	R	Clemson	Calhoun, GA	D5-'23
72	Anchrum Jr., Tremayne	OL	6-2	314	6/24/1998	25	4	Clemson	Powder Springs, GA	D7C-'20
5	Atwell, Tutu	WR	5-9	165	10/7/1999	24	3	Louisville	Miami, FL	D2-'21
73	Avila, Steve	OL	6-3	332	10/16/1999	24	R	TCU	Arlington, TX	D2-'23
95	Brown III, Bobby	NT	6-4	324	8/7/2000	23	3	Texas A&M	Arlington, TX	D4A-'21
90	Brown IV, Earnest	DE	6-5	270	1/8/1999	24	1	Northwestern	Aubrey, TX	D5-'21
99	Donald, Aaron	DT	6-1	280	5/23/1991	32	10	Pittsburgh	Pittsburgh, PA	D1B-'14
69	Dotson, Kevin	OL	6-4	321	9/18/1996	26	4	Louisiana-Lafayette	Iberville Parish, LA	T(PIT)-'23
14	Durant, Cobie	DB	5-11	180	2/9/1998	25	2	South Carolina State	Lamar, SC	D4-'22
42	Evans, Ethan	P	6-3	231	7/19/2001	22	R	Wingate	Mt. Airy, NC	D7-'23
21	Evans, Zach	RB	5-11	202	5/30/2001	22	R	Mississippi	Houston, TX	D6-'23
24	Freeman, Royce	RB	6-0	238	2/24/1996	27	5	Oregon	Imperial, CA	FA-'23
4	Fuller, Jordan	DB	6-2	203	3/4/1998	25	4	Ohio State	Old Tappan, NJ	D6-'20
31	Hampton, Nick	OLB	6-3	235	4/5/2000	23	R	Appalachian State	Anderson, SC	D5-'23
79	Havenstein, Rob	OL	6-8	330	5/13/1992	31	9	Wisconsin	Mount Airy, MD	D2-'15
8	Havrisik, Lucas	K	6-2	190	9/29/1999	24	1	Arizona	Riverside, CA	FA-'23
89	Higbee, Tyler	TE	6-6	255	1/1/1993	30	8	Western Kentucky	Clearwater, FL	D4A-'16
97	Hoecht, Michael	OLB	6-4	310	10/5/1997	26	3	Brown	Oakwood, OH	UDFA-'20
88	Hopkins, Brycen	TE	6-4	245	3/27/1997	26	4	Purdue	Nashville, TN	D4-'20
35	Hummel, Jacob	LB	6-1	235	1/4/1999	24	2	Iowa State	West Des Moines, IA	UDFA-'22
77	Jackson, Alaric	OL	6-7	285	7/14/1998	25	3	Iowa	Detroit, MI	UDFA-'21
94	Johnson, Desjuan	DE	6-3	252	9/2/1999	24	R	Toledo	Detroit, MI	D7-'23
43	Johnson III, John	DB	6-0	209	12/19/1995	27	7	Boston College	Hyattsville, MD	FA-'23
38	Jolly, Shaun	DB	5-9	180	10/17/1998	25	2	Appalachian State	Stone Mountain, GA	FA-'23
53	Jones IV, Ernest	LB	6-2	230	11/22/1999	24	3	South Carolina	Waycross, GA	D3-'21
1	Kendrick, Derion	DB	6-0	190	8/24/2000	23	2	Georgia	Rock Hill, SC	D6B-'22
10	Kupp, Cooper	WR	6-2	208	6/15/1993	30	7	Eastern Washington	Yakima, WA	D3A-'17
37	Lake, Quentin	DB	6-1	201	1/29/1999	24	2	UCLA	Santa Ana, CA	D6A-'22
32	Mathis, Ochaun	OLB	6-5	260	1/9/1999	24	R	Nebraska	Manor, TX	D6-'23
71	McClendon Jr., Warren	OL	6-4	300	4/11/2001	22	R	Georgia	Brunswick, GA	D5-'23
52	Murchison, Larrell	DT	6-2	297	4/24/1997	26	4	North Carolina State	Elizabethtown, NC	W(TEN)-'22
17	Nacua, Puka	WR	6-2	205	5/29/2000	23	R	BYU	Provo, UT	D5-'23
70	Noteboom, Joe	OL	6-5	321	6/19/1995	28	6	TCU	Plano, TX	D3-'18
59	Reeder, Troy	LB	6-3	245	9/13/1994	28	5	Delaware	Wilmington, DE	FA-'23
15	Robinson, Demarcus	WR	6-1	203	9/21/1994	29	8	Florida	Fort Valley, GA	FA-'23
56	Rozeboom, Christian	LB	6-2	230	1/30/1997	26	3	South Dakota State	Sioux Center, IA	FA-'21
65	Shelton, Coleman	OL	6-4	299	7/28/1995	28	5	Washington	Pasadena, CA	UDFA-'19
18	Skowronek, Ben	WR	6-3	224	6/27/1997	26	3	Notre Dame	Fort Wayne, IN	D7B-'21
9	Stafford, Matthew	QB	6-3	220	2/7/1988	35	15	Georgia	Highland Park, TX	T(DET) -'21
25	Taylor II, Jason	DB	6-0	204	12/30/1999	23	R	Oklahoma State	Fort Worth, TX	D7-'23
96	Thomas II, Keir	OLB	6-2	275	1/25/1998	25	2	Florida State	Miami, FL	UDFA-'22
46	Tinker, Carson	LS	6-0	237	11/15/1989	34	8	Alabama	Murfreesboro, TN	FA-'23
6	Tomlinson, Tre	DB	5-9	180	1/10/2000	23	R	TCU	Waco, TX	D6-'23
81	Trammell, Austin	WR	5-10	185	7/4/1998	25	2	Rice	Alexandria, LA	FA-'22
91	Turner, Kobie	NT	6-2	288	4/26/1999	24	R	Wake Forest	Clifton, VA	D3-'23
11	Wentz, Carson	QB	6-5	237	12/30/1992	30	8	North Dakota State	Bismarck, ND	FA-'23
92	Williams, Jonah	DE	6-5	275	8/17/1995	28	3	Weber State	Meridian, ID	FA-'21
23	Williams, Kyren	RB	5-9	194	8/26/2000	23	2	Notre Dame	Kirkwood, MO	D5-'22
44	Witherspoon, Ahkello	DB	6-2	195	3/21/1995	28	7	Colorado	Sacramento, CA	FA-'23
2	Yeast, Russ	DB	5-10	195	5/8/1999	24	2	Kansas State	Greenwood, IN	D7B-'22
0	Young, Byron	OLB	6-2	250	3/13/1998	25	R	Tennessee	Georgetown, SC	D3A-'23

Active Roster: 52

### Practice Squad

61	Arcuri, AJ	OL	6-7	320	8/13/1997	26	2	Michigan State	Powell, OH	D7C-'22
60	Bruss, Logan	OL	6-5	309	10/6/1998	25	2	Wisconsin	Kimberly, WI	D3-'22
93	Copeland, Marquise	DT	6-2	287	5/9/1997	26	3	Cincinnati	Cleveland, OH	UDFA-'19
98	Durden, Cory	DT	6-4	292	1/26/1999	24	R	North Carolina State	Newberry, FL	UDFA-'23
54	Fatukasi, Olakunle	LB	6-2	240	6/11/1999	24	1	Rutgers	Brooklyn, NY	FA-'23
82	Forristall, Miller	TE	6-5	244	3/11/1998	25	1	Alabama	Cartersville, GA	FA-'23
27	Henderson, Darrell	RB	5-8	208	8/19/1997	26	4	Memphis	Batesville, MS	FA-'23
34	Ingle, Tanner	DB	5-8	179	10/29/1999	24	R	North Carolina State	Orlando, FL	UDFA-'23
16	Johnson, Tyler	WR	6-1	205	8/25/1998	25	4	Minnesota	Minneapolis, MN	FA-'23
83	Kalinic, Nikola	TE	6-4	245	1/21/1997	26	2	York	Toronto, (ON)	FA-'23
68	McAllister, Mike	OL	6-2	305	6/12/1999	24	R	Youngstown State	Pittsburgh, PA	UDFA-'23
41	McCutcheon, Cameron	DB	6-1	204	4/3/2000	23	R	Western Carolina	Seneca, SC	UDFA-'23
22	Ojemudia, Michael	DB	6-1	200	9/12/1997	26	4	Iowa	Famington Hills, MI	FA-'23
19	Smith, Xavier	WR	5-9	174	9/21/1997	26	R	Florida A&M	Davenport, FL	UDFA-'23
57	Thomas, Zach	OL	6-5	300	5/26/1998	25	2	San Diego State	Carlsbad, CA	FA-'22
51	VanValkenburg, Zach	OLB	6-4	263	2/17/1998	25	1	Iowa	Zeeland, MI	FA-'22

### Reserve/Injured

20	Rivers, Ronnie	RB	5-9	195	1/31/1999	24	2	Fresno State	Brentwood, CA	FA-'22
84	Long, Hunter	TE	6-5	253	8/19/1998	25	3	Boston College	Exeter, NH	T(MIA)-'23
26	Shelley, Duke	DB	5-8	183	10/8/1996	26	5	Kansas State	Tucker, GA	FA-'23
47	Ward, Alex	LS	6-4	240	4/22/1999	24	R	Central Florida	Fort Walton Beach, FL	UDFA-'23

### Reserve/NFI

13	Bennett, Stetson	QB	5-11	190	10/28/1997	26	R	Georgia	Atlanta, GA	D4-'23
----	------------------	----	------	-----	------------	----	---	---------	-------------	--------



# Rams Numerical Roster



## RAMS NUMERICAL ROSTER

UPDATED 12/12/2023

NO.	PLAYER	POS	HT	WT	AGE	EXP	COLLEGE	H.S. HOMETOWN	ACQUIRED
0	Byron Young	OLB	6-2	250	25	R	Tennessee	Georgetown, SC	D3A-'23
1	Derion Kendrick	DB	6-0	190	23	2	Georgia	Rock Hill, SC	D6B-'22
2	Russ Yeast	DB	5-10	195	24	2	Kansas State	Greenwood, IN	D7B-'22
4	Jordan Fuller	DB	6-2	203	25	4	Ohio State	Old Tappan, NJ	D6-'20
5	Tutu Atwell	WR	5-9	165	24	3	Louisville	Miami, FL	D2-'21
6	Tre Tomlinson	DB	5-9	180	23	R	TCU	Waco, TX	D6-'23
8	Lucas Havrisik	K	6-2	190	24	1	Arizona	Riverside, CA	FA-'23
9	Matthew Stafford	QB	6-3	220	35	15	Georgia	Highland Park, TX	T(DET)-'21
10	Cooper Kupp	WR	6-2	208	30	7	Eastern Washington	Yakima, WA	D3A-'17
11	Carson Wentz	QB	6-5	237	30	8	North Dakota State	Bismarck, ND	FA-'23
14	Cobie Durant	DB	5-11	180	25	2	South Carolina State	Lamar, SC	D4-'22
15	Demarcus Robinson	WR	6-1	203	29	8	Florida	Fort Valley, GA	FA-'23
17	Puka Nacua	WR	6-2	205	23	R	BYU	Provo, UT	D5-'23
18	Ben Skowronek	WR	6-3	224	26	3	Notre Dame	Fort Wayne, IN	D7B-'21
21	Zach Evans	RB	5-11	202	22	R	Mississippi	Houston, TX	D6-'23
23	Kyren Williams	RB	5-9	194	23	2	Notre Dame	Kirkwood, MO	D5-'22
24	Royce Freeman	RB	6-0	238	27	5	Oregon	Imperial, CA	FA-'23
25	Jason Taylor II	DB	6-0	204	23	R	Oklahoma State	Fort Worth, TX	D7-'23
31	Nick Hampton	OLB	6-3	235	23	R	Appalachian State	Anderson, SC	D5-'23
32	Ochaun Mathis	OLB	6-5	260	24	R	Nebraska	Manor, TX	D6-'23
35	Jacob Hummel	LB	6-1	235	24	2	Iowa State	West Des Moines, IA	UDFA-'22
37	Quentin Lake	DB	6-1	201	24	2	UCLA	Santa Ana, CA	D6A-'22
38	Shaun Jolly	DB	5-9	180	25	2	Appalachian State	Stone Mountain, GA	FA-'23
42	Ethan Evans	P	6-3	231	22	R	Wingate	Mt. Airy, NC	D7-'23
43	John Johnson III	DB	6-0	209	27	7	Boston College	Hyattsville, MD	FA-'23
44	Ahkello Witherspoon	DB	6-2	195	28	7	Colorado	Sacramento, CA	FA-'23
46	Carson Tinker	LS	6-0	237	34	8	Alabama	Murfreesboro, TN	FA-'23
52	Larrell Murchison	DT	6-2	297	26	4	North Carolina State	Elizabethtown, NC	W(TEN)-'22
53	Ernest Jones IV	LB	6-2	230	24	3	South Carolina	Waycross, GA	D3-'21
55	Brian Allen	OL	6-2	303	28	6	Michigan State	Hinsdale, IL	D4A-'18
56	Christian Rozeboom	LB	6-2	230	26	3	South Dakota State	Sioux Center, IA	FA-'21
59	Troy Reeder	LB	6-3	245	28	5	Delaware	Wilmington, DE	FA-'23
65	Coleman Shelton	OL	6-4	299	28	5	Washington	Pasadena, CA	UDFA-'19
69	Kevin Dotson	OL	6-4	321	26	4	Louisiana-Lafayette	Iberville Parish, LA	T(PIT)-'23
70	Joe Noteboom	OL	6-5	321	28	6	TCU	Plano, TX	D3-'18
71	Warren McClendon Jr.	OL	6-4	300	22	R	Georgia	Brunswick, GA	D5-'23
72	Tremayne Anchrum Jr.	OL	6-2	314	25	4	Clemson	Powder Springs, GA	D7C-'20
73	Steve Avila	OL	6-3	332	24	R	TCU	Arlington, TX	D2-'23
77	Alaric Jackson	OL	6-7	285	25	3	Iowa	Detroit, MI	UDFA-'21
79	Rob Havenstein	OL	6-8	330	31	9	Wisconsin	Mount Airy, MD	D2-'15
81	Austin Trammell	WR	5-10	185	25	2	Rice	Alexandria, LA	FA-'22
87	Davis Allen	TE	6-6	245	22	R	Clemson	Calhoun, GA	D5-'23
88	Brycen Hopkins	TE	6-4	245	26	4	Purdue	Nashville, TN	D4-'20
89	Tyler Higbee	TE	6-6	255	30	8	Western Kentucky	Cleavner, FL	D4A-'16
90	Earnest Brown IV	DE	6-5	270	24	1	Northwestern	Aubrey, TX	D5-'21
91	Kobie Turner	NT	6-2	288	24	R	Wake Forest	Clifton, VA	D3-'23
92	Jonah Williams	DE	6-5	275	28	3	Weber State	Meridian, ID	FA-'21
94	Desjuan Johnson	DE	6-3	252	24	R	Toledo	Detroit, MI	D7-'23
95	Bobby Brown III	NT	6-4	324	23	3	Texas A&M	Arlington, TX	D4A-'21
96	Keir Thomas II	OLB	6-2	275	25	2	Florida State	Miami, FL	UDFA-'22
97	Michael Hoecht	OLB	6-4	310	26	3	Brown	Oakwood, OH	UDFA-'20
99	Aaron Donald	DT	6-1	280	32	10	Pittsburgh	Pittsburgh, PA	D1B-'14

Active Roster: 52

### Practice Squad

16	Tyler Johnson	WR	6-1	205	25	4	Minnesota	Minneapolis, MN	FA-'23
19	Xavier Smith	WR	5-9	174	26	R	Florida A&M	Davenport, FL	UDFA-'23
22	Michael Ojemudia	DB	6-1	200	26	4	Iowa	Farmington Hills, MI	FA-'23
27	Darrell Henderson	RB	5-8	208	26	4	Memphis	Batesville, MS	FA-'23
34	Tanner Ingle	DB	5-8	179	24	R	North Carolina State	Orlando, FL	UDFA-'23
41	Cameron McCutcheon	DB	6-1	204	23	R	Western Carolina	Seneca, SC	UDFA-'23
51	Zach VanValkenburg	OLB	6-4	263	25	1	Iowa	Zeeland, MI	FA-'22
54	Olakunle Fatukasi	LB	6-2	240	24	1	Rutgers	Brooklyn, NY	FA-'23
57	Zach Thomas	OL	6-5	300	25	2	San Diego State	Carlsbad, CA	FA-'22
60	Logan Bruss	OL	6-5	309	25	2	Wisconsin	Kimberly, WI	D3-'22
61	AJ Arcuri	OL	6-7	320	26	2	Michigan State	Powell, OH	D7C-'22
68	Mike McAllister	OL	6-2	305	24	R	Youngstown State	Pittsburgh, PA	UDFA-'23
82	Miller Forristal	TE	6-5	244	25	1	Alabama	Cartersville, GA	FA-'23
83	Nikola Kalinic	TE	6-4	245	26	2	York	Toronto, (ON)	FA-'23
93	Marquise Copeland	DT	6-2	287	26	3	Cincinnati	Cleveland, OH	UDFA-'19
98	Cory Durden	DT	6-4	292	24	R	North Carolina State	Newberry, FL	UDFA-'23

### Reserve/Injured

20	Ronnie Rivers	RB	5-9	195	24	2	Fresno State	Brentwood, CA	FA-'22
26	Duke Shelley	DB	5-8	183	26	5	Kansas State	Tucker, GA	FA-'23
47	Alex Ward	LS	6-4	240	24	R	Central Florida	Fort Walton Beach, FL	UDFA-'23
84	Hunter Long	TE	6-5	253	25	3	Boston College	Exeter, NH	T(MIA)-'23

### Reserve/NFI

13	Stetson Bennett	QB	5-11	190	26	R	Georgia	Atlanta, GA	D4-'23
----	-----------------	----	------	-----	----	---	---------	-------------	--------



# How The Rams Were Built



## HOW THE RAMS WERE BUILT...

UPDATED 12/12/2023

	DRAFTEES (31)	FREE AGENTS (19)	TRADES/WAIVERS (3)
2023	OL Steve Avila (2) OLB Byron Young (3a) NT Kobie Turner (3b) OLB Nick Hampton (5a) OL Warren McClendon Jr. (5b) TE Davis Allen (5c) WR Puka Nacua (5d) DB Tre Tomlinson (6a) OLB Ochaun Mathis (6b) RB Zach Evans (6c) P Ethan Evans (7a) DB Jason Taylor II (7b) DE Desjuan Johnson (7c)	WR Demarcus Robinson (FA) DB Ahkello Witherspoon (FA) DB John Johnson III (FA) DB Shaun Jolly (FA) LB Troy Reeder (FA) RB Royce Freeman (FA) K Lucas Havrisik (FA) QB Carson Wentz (FA) LS Carson Tinker (FA)	OL Kevin Dotson T(PIT)-'23
2022	DB Cobie Durant (4) RB Kyren Willaims (5) DB Quentin Lake (6a) DB Derion Kendrick (6b) DB Russ Yeast (7b)	DE Earnest Brown IV (FA) LB Jacob Hummel (UDFA) WR Austin Trammell (FA) OLB Keir Thomas II (UDFA)	DT Larrell Murchison W(TEN)-'22
2021	WR Tutu Atwell (2) LB Ernest Jones IV (3) NT Bobby Brown III (4a) WR Ben Skowronek (7b)	LB Christian Rozeboom (FA) DE Jonah Williams (FA) OL Alaric Jackson (FA)	QB Matthew Stafford T(DET)-'21
2020	TE Brycen Hopkins (4) DB Jordan Fuller (6) OL Tremayne Anchrum Jr. (7c)	OLB Michael Hoecht (UDFA)	
2019		OL Coleman Shelton (UDFA)	
2018	OL Joe Noteboom (3) OL Brian Allen (4a)		
2017	WR Cooper Kupp (3a)		
2016	TE Tyler Higbee (4a)		
2015	OL Rob Havenstein (2)		
2014	DT Aaron Donald (1b)		





# Rams Depth Chart



## UNOFFICIAL DEPTH CHART

UPDATED 12/12/2023

Underlined denotes rookies

### OFFENSE

WR	<u>17 Puka Nacua</u>	18 Ben Skowronek		
TE	89 Tyler Higbee	88 Brycen Hopkins	<u>87 Davis Allen</u>	84 Hunter Long
LT	77 Alaric Jackson	70 Joe Noteboom		
LG	<u>73 Steve Avila</u>	72 Tremayne Anchrum Jr.		
C	65 Coleman Shelton	OR 55 Brian Allen		
RG	69 Kevin Dotson	70 Joe Noteboom		
RT	79 Rob Havenstein	<u>71 Warren McClendon Jr.</u>		
WR	10 Cooper Kupp	15 Demarcus Robinson		
WR	5 Tutu Atwell	81 Austin Trammell		
QB	9 Matthew Stafford	11 Carson Wentz		
RB	23 Kyren Williams	24 Royce Freeman	<u>21 Zach Evans</u>	

### DEFENSE

DE	92 Jonah Williams	90 Earnest Brown IV		
NT	95 Bobby Brown III	OR <u>91 Kobie Turner</u>		
DT	99 Aaron Donald	52 Larrell Murchison	<u>94 Desjuan Johnson</u>	
OLB	97 Michael Hoecht	<u>32 Ochaun Mathis</u>		
OLB	<u>0 Byron Young</u>	<u>31 Nick Hampton</u>	OR 96 Keir Thomas II	
ILB	53 Ernest Jones IV	59 Troy Reeder		
ILB	56 Christian Rozeboom	35 Jacob Hummel		
CB	14 Cobie Durant	38 Shaun Jolly		
CB	1 Derion Kendrick	<u>6 Tre Tomlinson</u>		
CB	44 Ahkello Witherspoon			
S	4 Jordan Fuller	37 Quentin Lake	<u>25 Jason Taylor II</u>	
S	2 Russ Yeast	43 John Johnson III		

### SPECIALISTS

P	<u>42 Ethan Evans</u>
K	8 Lucas Havrisik
H	<u>42 Ethan Evans</u>
LS	46 Carson Tinker
PR	81 Austin Trammell
KR	81 Austin Trammell

5 Tutu Atwell
10 Cooper Kupp