

X



WEEK 15
CAESARS SUPERDOME
NEW ORLEANS, LA
DECEMBER 14 // 3:25 PM CT

CAROLINA PANTHERS

AT

NEW ORLEANS SAINTS

DECEMBER 14 | 4:25 PM ET/3:25 PM CT
CAESARS SUPERDOME

MATCHUP NOTES

- The Panthers return from their Bye Week and travel to New Orleans to complete the two-game season series with the division rival. The franchise is 14-16 all-time in games immediately following their Bye Week, with wins in two of the last three seasons.
- After a 17-7 victory at Bank of America Stadium in Week 10, the Saints hold a 32-29 advantage in the all-time regular-season series. The Saints have won 16 of the 30 games played in New Orleans.
- With a Carolina victory, the season series between the clubs will be split for a second-consecutive season and for the 17th time overall.
- With victories over Atlanta in Weeks 3 and 11, the Panthers have an opportunity to win three of their first four division games of a season for the first time since 2022.
- A Panthers win would improve their road record to 4-4 on the season, marking the first time the team has won four road games in a season since 2017 (five).

2025 SCHEDULE

HOME AWAY

PS 1		BROWNS	AUG 8 L, 10-30
PS 2		TEXANS	AUG 16 L, 3-20
PS 3		STEELERS	AUG 21 L, 10-19
WK 1		JAGUARS	SEP 7 L, 10-26
WK 2		CARDINALS	SEP 14 L, 22-27
WK 3		FALCONS	SEP 21 W, 30-0
WK 4		PATRIOTS	SEP 28 L, 13-42
WK 5		DOLPHINS	OCT 5 W, 27-24
WK 6		COWBOYS	OCT 12 W, 30-27
WK 7		JETS	OCT 19 W, 13-6
WK 8		BILLS	OCT 26 L, 9-40
WK 9		PACKERS	NOV 2 W, 16-13
WK 10		SAINTS	NOV 9 L, 7-17
WK 11		FALCONS	NOV 16 W, 30-27
WK 12		49ERS	NOV 24 L, 9-20
WK 13		RAMS	NOV 30 W, 31-28
WK 15		SAINTS	DEC 14 4:25 PM
WK 16		BUCANEERS	DEC 21 1:00 PM
WK 17		SEAHAWKS	TBD
WK 18		BUCANEERS	TBD

SPOTLIGHT

- Since his first season with the Panthers (2024), [Head Coach Dave Canales](#) has led the team to a 10-4 record (.714) in one-score games, the second-best winning percentage in the league over that span, including a 6-1 mark (.857) this season, the best winning percentage in the league.
- The Panthers have won their last six one-score contests, tied for the second longest-active streak in the league, while their six straight one-score wins this season trails only the 2015 season when they won seven straight one score games, going 7-1 that season.
- With their nine-play, 69-yard drive against the Los Angeles Rams (11/30), the Panthers offense became one of six teams with eight-or-more scores on their opening drives, joining the Buffalo Bills, Detroit Lions, Los Angeles Chargers, Los Angeles Rams, and Pittsburgh Steelers. The Panthers have scored touchdowns on their opening drives five times this season, including three of their last four games.
- With five interceptions over the past two games, the Panthers defense now has 12 this season, tied for seventh in the league. In their last game vs. the Los Angeles Rams (11/30), the Panthers picked off Matthew Stafford twice, only the third and fourth INTs of the season for Stafford who entered the game with a 30-2 touchdown to interception ratio.
- The first interception came in the end zone, the third pick by the Panthers in the end zone this season, tied for the league-lead, while the second was returned 48 yards for a touchdown, the second interception returned for a touchdown by the Panthers this season, also tied for the league lead.
- Against the Los Angeles Rams (11/30), the Panthers offense converted all three fourth down attempts, two of which were 30+ yard touchdown passes. On the season, the Panthers have 30 fourth-down attempts, the second most in the league, with 21 fourth-down conversions, the second-most in the league, while their 70.0% conversion rate is the fifth best in the league.

- continued -



GAME NOTES

- The Panthers offense has converted at least one fourth down on a league best 21 drives this season. On those drives, the Panthers average 5.33 points per drive, the fifth best in the league, including three scores on their three drives with fourth-down conversions vs. LAR.
- Since entering the league (2023), **QB Bryce Young** now has 11 game-winning drives, the most by any quarterback in the league. Against the Los Angeles Rams (11/30), Young led the Panthers on a six-play, 65-yard drive, capped with a 43-yard touchdown pass to rookie WR Tetairoa McMillan on fourth-and-two, to take a 31-28 lead.
- The Panthers faced deficits of 7-0, 21-17, and 28-24 in the game, with **Young** posting a perfect passer rating (158.3) when the Panthers were trailing. He joins Baker Mayfield (10/5) and Lamar Jackson (9/22) as the only three quarterbacks with 10+ attempts when trailing to post a perfect passer rating this season.
- **Young** finished the game with 206 yards on 15-of-20 passing (75.0%) with three touchdowns – all of which came on third/fourth down, tied for the most third/fourth down touchdown passes in a game in the league this season and the most by a Panther since Cam Newton vs. Miami (11/13/17). His two fourth-down touchdown passes were the most in game by Panther in team history.
- With touchdown passes of 35 yards (Chuba Hubbard), 33 yards (Jalen Coker), and 43 yards (Tetairoa McMillan), **Young** became the only Panther with three touchdowns of 30+ yards in a game since 2000.
- Those three touchdown passes gave Young 18 this year, a new single-season best, while he has also improved his completion percentage, yards per attempt, and passer rating this year.
- With 164 yards on 40 carries, the Panthers produced their fourth game this season with 150+ yards rushing, tied for the sixth most in the league. **RB Chuba Hubbard** led the team with 83 yards on 17 carries (4.9 average), while **RB Rico Dowdle** added 58 yards on 18 carries (3.2 average). This was the first game this season by the Panthers where two running backs each gained 50+ yards and the first time the team has done so since 2023 at New Orleans (12/10).
- In addition to his 83 yards rushing, **Hubbard** added 41 yards receiving, and opened the Panthers scoring with a 35-yard catch and run on the opening drive. It was the 11th 100-yard scrimmage game of Hubbard's career, tied for the ninth most in franchise history. His touchdown was his third receiving touchdown of the season, tied for fifth among running backs this season.
- Trailing 28-24 with 6:43 remaining, **WR Tetairoa McMillan** pulled in a 43-yard touchdown pass on fourth-and-two, the longest reception of his career and the second-longest fourth-down touchdown catch in the NFL this season, and longest by a Panther since Chris Manhertz had a 50-yard touchdown vs. NO (12/17/18).
- On fourth down this season, **McMillan** leads the league with 98 yards from scrimmage, while his four receptions are tied for fourth, and his four receiving first downs are tied for third. He also has three explosive receptions (16+ yards) on fourth down, tied for the most in the league, with all three coming in Panthers wins.
- Second-year **WR Jalen Coker** led the team with four receptions for 74 yards vs. the Los Angeles Rams (11/30), his third-most receiving yards in a game and the most he's had this season. All four of Coker's receptions came on third/fourth down, including extending the opening touchdown

drive with a 15-yard catch on third-and-seven, extending the second-half opening touchdown drive with a 16-yard catch on third-and-five, and scoring on 33-yard touchdown drive on fourth-and-three. Coker closed the game with a 10-yard catch on third-and-five, allowing the Panthers to kneel out the win.

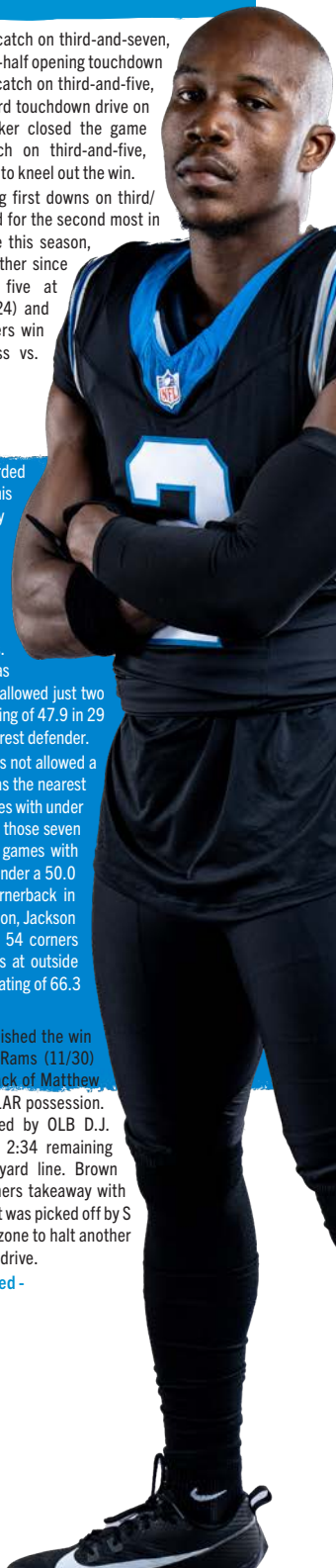
- **Coker's** four receiving first downs on third/fourth down were tied for the second most in a game in the league this season, and the most by Panther since Adam Thielen had five at Philadelphia (12/08/24) and the most in a Panthers win since Devin Funchess vs. Miami (11/13/17).

CB Mike Jackson recorded

the first pick-six of his career and the second by a Panther this season. Jackson now has a single-season best three interceptions this year after recording INTs in consecutive weeks. In the game, he was targeted seven times and allowed just two receptions for a passer rating of 47.9 in 29 coverage snaps as the nearest defender. Since Week 7, **Jackson** has not allowed a passer rating above 77.8 as the nearest defender and has five games with under a 50.0 rating allowed over those seven games, tied for the most games with 20+ coverage snaps and under a 50.0 rating allowed by any cornerback in that span. Overall this season, Jackson ranks seventh among the 54 corners with 250+ coverage snaps at outside corner, allowing a passer rating of 66.3 as the nearest defender.

- finished the win vs. the Los Angeles Rams (11/30) with a 9-yard strip-sack of Matthew Stafford on the final LAR possession. The fumble, recovered by OLB D.J. Wonnum, came with 2:34 remaining at the Panthers 22-yard line. Brown helped another Panthers takeaway with his pass defended that was picked off by S Nick Scott in the end zone to halt another LAR potential scoring drive.

- continued -



- This season, **Brown** now has a team-leading 4.0 sacks, a new single-season best, and seven passes defended, matching his single-season high set in 2022. Brown is the only player this season with 4.0+ sacks and seven+ passes defended as an interior defensive lineman, and one of only five players (six occurrences) to do so since 2016.
- Rookie **S Lathan Ransom**, the team's fourth-round pick in the 2025 NFL Draft, led the team with 11 tackles vs. the Los Angeles Rams (11/30), a single-game best. Ransom also added his first career sack, dropping Stafford for an 8-yard loss on second down, helping set the Panthers force a three-and-out on the drive. Ransom is the only rookie with a 10-tackle, 1.0-sack performance this season, and joins Daryl Worley (10/30/16), Will Witherspoon (12/08/02), and Dan Morgan (12/09/01) as the only Panthers to do so since 2000.
- Against his former team, **S Nick Scott** recorded nine tackles, his most in a game as a Panther, while also picking off Matthew Stafford in the end zone on a pass deflected by DT Derrick Brown. Scott became one of just six Panthers safeties (nine occurrences) since 2000 with nine+ tackles and an interception in a game.

COMMUNICATIONS DEPARTMENT

Bruce Speight
Vice President - Football Communications
Cody Enos
Senior Manager - Football Communications
Claire Trattner
Football Communications Coordinator
Kia Cannon
Football Communications Intern
Media Website: www.NFLOMG.com

BROADCAST INFORMATION



TELEVISION: FOX
Play-by-Play: Jason Benetti
Analyst: Robert Griffin III
Sideline: Sarah Kustok



RADIO FLAGSHIP: WRFX 99.7 FM
Play-by-Play: Anish Shroff
Analysts: Luke Kuechly & Jake Delhomme
Sideline: Sharon Thorsland



SPANISH RADIO: WXNC 97.3 FM | 1060 AM
Play-by-Play: Jaime Moreno
Analyst: Antonio Ramos

CAPTAINS

On September 1, the Panthers announced that **DT Derrick Brown**, **LS JJ Jansen** and **QB Bryce Young** had been voted season-long captains by their teammates. This marks both Jansen's and Young's third time serving as a season-long captain, while Brown is a captain for the second-consecutive season.

In 2023, Brown set an NFL record for most tackles in a season by a defensive lineman (103) and has the fifth-most tackles by a defensive lineman in team history (288). Jansen has appeared in a record 270 regular season games for the Panthers and has appeared in every game for the Panthers since 2009. Last season (2024), Young led the Panthers on game-tying or game-winning drives in six of their final nine games.

Additionally, a fourth honorary captain will be named for each game. Below is a breakdown of each weekly captain:



Week	Opp.	Game Captain
1		JAYCEE HORN
2		THOMAS INCOOM
3		BRYCEN TREMAYNE
4		CHUBA HUBBARD
5		A'SHAWN ROBINSON
6		TOMMY TREMBLE
7		TRE'VON MOEHRIG
8		SAM MARTIN
9		DJ WONNUM
10		DAMIEN LEWIS
11		TURK WHARTON
12		TAYLOR MOTON
13		MIKE JACKSON
15		
16		
17		
18		
Home		Road

WHAT TO WATCH FOR

DT Derrick Brown (293) needs 31 tackles to surpass Charles Johnson (323) for the third-most tackles by a Panthers defensive lineman.

With his pass defended vs. the Los Angeles Rams (11/30) two weeks ago, **Brown** (28) matched Mike Rucker (Panthers Career: 1999-2007) for the second most passes defended by a Panthers defensive lineman.

RB Chuba Hubbard (3,608) needs 373 rushing yards to pass Christian McCaffrey (3,980) for fourth in Panthers history.

Hubbard (144) needs two receptions to pass Brad Hoover (145) for fourth among running backs in Panthers history.

Hubbard (943) needs 57 receiving yards for 1,000 in his career, and 54 receiving yards to pass DeShaun Foster (996) for the fifth most in Panthers history among running backs.

P Sam Martin (307) needs five punts inside the 20 to pass Jon Ryan (311) for 20th among all punters since 1976.

With his 43-yard touchdown vs. the Los Angeles Rams (11/30), **WR Tetairoa McMillan** (826) surpassed DJ Moore (2018) for the second most receiving yards by a rookie in Panthers history. He needs 174 yards to become only the second rookie in franchise history with a 1,000-yard season receiving and 183 yards to surpass Kelvin Benjamin (1,008) for the team record by a rookie.

McMillan (22) needs three explosive plays (runs of 12+ yards or receptions of 16+ yards) to pass DJ Moore for the third-most by a Panthers rookie since 2000 (when stat was first tracked).

T Taylor Moton has played 141 games and counting as a Panther, three games from passing Charles Johnson (143) for the 11th most in franchise history. Among offensive linemen, Moton trails only Jordan Gross (167) and Ryan Kalil (148) in team history.

Rookie **OLB Nic Scourton** (22) needs six pressures to pass Brian Burns (27) for the most pressures by a Panthers rookie since 2016.

OLB Princely Umanmielen (8) needs two quarterback pressures to pass Brawion Roy (nine) for the fifth-most pressures by a Panthers rookie since 2016 (when the stat was first tracked).



MATCHUP

TEAM STATS



7 - 6



3 - 10

TEAM

0 (15th).....	TURNOVER MARGIN	-5 (t25th)
17 (t10th).....	TAKEAWAYS	15 (19th)
17 (t17th).....	GIVEAWAYS	20 (t29th)
30:59 (10th).....	TIME OF POSSESSION	27:57 (29th)

OFFENSE

311.2 (23rd).....	TOTAL OFFENSE	293.8 (26th)
5.1 (24th).....	YARDS/PLAY	4.7 (28th)
19.0 (28th).....	POINTS PER GAME	15.9 (30th)
125.5 (10th).....	RUSHING OFFENSE	94.4 (28th)
199.4 (21st).....	PASSING OFFENSE	185.7 (25th)
10 (t18th).....	HAD INTERCEPTED	11 (t22nd)
7 (t18th).....	FUMBLES LOST	9 (t28th)
30 (t17th).....	SACKS ALLOWED	35 (t22nd)
36.9% (22nd).....	THIRD DOWN PCT.	38.1% (20th)
50.0% (t25th).....	RED ZONE PCT.	41.2% (32nd)

DEFENSE

331.1 (18th).....	TOTAL DEFENSE	313.5 (12th)
5.7 (26th).....	YARDS/PLAY	5.1 (10th)
22.9 (16th).....	POINTS PER GAME	24.2 (21st)
118.7 (17th).....	RUSHING DEFENSE	130.9 (23rd)
212.4 (18th).....	PASSING DEFENSE	182.6 (6th)
12 (t17th).....	INTERCEPTIONS	8 (t18th)
5 (t23rd).....	FUMBLES RECOVERED	7 (t9th)
18.0 (31st).....	SACKS	28.0 (t20th)
44.2% (29th).....	THIRD DOWN PCT.	35.5% (6th)
55.8% (13th).....	RED ZONE PCT.	56.4% (15th)

SPECIAL TEAMS

47.4 (17th).....	PUNTING AVG.	44.1 (28th)
39.8 (24th).....	NET PUNTING AVG.	37.7 (29th)
6.9 (26th).....	PUNT RETURN AVG.	9.4 (19th)
24.2 (28th).....	KICKOFF RETURN AVG.	25.5 (17th)
82.6% (22nd).....	FIELD GOAL PCT.	69.0% (32nd)

PENALTIES

71 (t3rd).....	PENALTIES COMMITTED	94 (t23rd)
82 (t20th).....	OPP. PENALTIES COMMITTED	89 (t9th)
-11 (9th).....	PENALTY MARGIN	5 (19th)

TEAM LEADERS



PASSING YARDS

B. Young.....	2,337	S. Rattler.....	1,586
A. Dalton.....	293	T. Shough.....	1,121

RUSHING YARDS

R. Dowdle.....	929	A. Kamara.....	471
C. Hubbard.....	433	K. Miller.....	193
B. Young.....	121	D. Neal.....	178

RECEIVING YARDS

T. McMillan.....	826	C. Olave.....	811
X. Legette.....	287	J. Johnson.....	614
R. Dowdle.....	254	R. Shaheed.....	499

POINTS SCORED

R. Fitzgerald.....	77	B. Grupe.....	69
R. Dowdle.....	36	C. Olave.....	30
T. McMillan.....	36	J. Johnson.....	18

TACKLES

C. Rozeboom.....	91	D. Davis.....	118
T. Moehrig.....	81	P. Werner.....	69
N. Scott.....	73	J. Sanker.....	62

INTERCEPTIONS

J. Horn.....	5	K. McKinstry.....	3
M. Jackson.....	3	A. Taylor.....	2

SACKS

D. Brown.....	4.0	C. Jordan.....	6.5
N. Scourton.....	3.0	C. Young.....	5.0
A. Robinson.....	2.5	C. Granderson.....	4.5

PUNT RETURNS (AVG.)

T. Etienne.....	15 (7.4)	R. Shaheed.....	10 (12.9)
		D. Pettis.....	7 (4.3)

KICKOFF RETURNS (AVG.)

T. Etienne.....	26 (23.7)	K. Miller.....	16 (24.6)
R. Dowdle.....	7 (24.9)	M. Tipton.....	11 (32.6)
C. Hubbard.....	6 (26.0)	D. Pettis.....	9 (23.3)

FIELD GOALS (PCT.)

R. Fitzgerald.....	19/23 (82.6)	B. Grupe.....	18/26 (69.2)
--------------------	--------------	---------------	--------------

MATCHUP HISTORY

SERIES BREAKDOWN

REGULAR SEASON MEETINGS:	61
SEASON RECORD:	29-32 (Home: 15-16 / Away: 14-16)
POSTSEASON MEETINGS:	1
POSTSEASON RECORD:	0-1 (Away: 0-1)
FIRST GAME:	CAR 20 vs. NO 3 (10/22/95)
LAST GAME:	CAR 7 vs. NO 17 (11/09/25)
CURRENT STREAK:	Lost 1
LAST CAR HOME WIN:	CAR 23 vs. NO 22 (11/03/24)
LAST CAR HOME LOSS:	CAR 7 at NO 17 (11/09/25)
LAST CAR ROAD WIN:	CAR 10 at NO 7 (01/08/23)
LAST CAR ROAD LOSS:	CAR 10 at NO 47 (09/08/24)
MOST CAR POINTS:	45, CAR 45 vs. NO 13 (01/02/00)
MOST NO POINTS:	47, CAR 10 at NO 38 (12/30/12)
TOTAL CAR POINTS:	1,259 (20.6 Avg.)
TOTAL NO POINTS:	1,355 (22.2 Avg.)
LARGEST CAR MARGIN:	32, CAR 45 vs. NO 13 (01/02/00)
SMALLEST CAR MARGIN:	1, CAR 23 vs. NO 22 (11/03/24)
LARGEST NO MARGIN:	37, CAR 10 at NO 47 (09/08/24)
SMALLEST NO MARGIN:	2, 2x, last CAR 14 at NO 16 (10/3/10)
MOST POINTS (BOTH):	82, CAR 44 at NO 38 (12/30/12)
FEWEST POINTS (BOTH):	13, CAR 13 at. NO 0 (10/19/97)

*Postseason/ ** Franchise Record

PANTHERS BEST vs. NEW ORLEANS

PASSING

Passing Yards	349*	Cam Newton	01/07/18
Passing TDs	5**	2x, last Cam Newton	12/06/15
Passer Rating	129.2	2x, last Cam Newton	09/16/12

RUSHING

Rushes	36	Nick Going	12/05/04
Rushing Yards	210	DeAngelo Williams	12/30/12
Rushing TDs	3	Mike Tolbert	12/30/12

RECEIVING

Receptions	10	3x, last Greg Olsen	12/07/14
Receiving Yards	192	Muhsin Muhammad	09/13/98
Receiving TDs	2	9x, last DJ Moore	10/25/20

DEFENSE

Tackles	24**	Luke Kuechly	12/22/13
Interceptions	2	3x, last Terry Cousin	12/29/02
Sacks	3.0	Greg Hardy	12/22/13

TEAM SCORING

Points	45		01/02/00
	6 touchdowns, 6 extra points, 1 field goal		
Touchdowns	6		01/02/00
	5 rushing, 1 return		
Field Goals	6	4x, last 12/19/20	
	30 yards, 50 yards, 46 yards, 25 yards, 21 yards, 21 yards		

Hall of Honor / Active Panther / *Postseason / **Franchise Record

ALL-TIME RESULTS

REGULAR SEASON

Date	W/L	Score
10/22/95	W	CAR 20 vs. NO 3
11/26/95	L	CAR 26 at NO 34
09/08/96	W	CAR 22 at NO 20
10/20/96	W	CAR 19 vs. NO 7
10/19/97	W	CAR 13 at NO 0
11/30/97	L	CAR 13 vs. NO 16
09/13/98	L	CAR 14 at NO 19
11/01/98	W	CAR 31 vs. NO 17
09/12/99	L	CAR 10 at NO 19
01/02/00	W	CAR 45 vs. NO 13
10/15/00	L	CAR 6 at NO 24
11/12/00	L	CAR 10 vs. NO 20
10/14/01	L	CAR 25 vs. NO 27
12/02/01	L	CAR 23 at NO 27
11/10/02	L	CAR 24 vs. NO 34
12/29/02	W	CAR 10 at NO 6
10/05/03	W	CAR 19 vs. NO 13
10/26/03	W	CAR 23 at NO 20 (OT)
12/05/04	W	CAR 32 at NO 21
01/02/05	L	CAR 18 vs. NO 21
09/11/05	L	CAR 20 vs. NO 23
12/18/05	W	CAR 27 at NO 10
10/01/06	W	CAR 21 vs. NO 18
12/31/06	W	CAR 31 at NO 21
10/07/07	W	CAR 16 at NO 13
11/25/07	L	CAR 6 vs. NO 31
10/19/08	W	CAR 30 vs. NO 7
12/28/08	W	CAR 33 at NO 31
11/08/09	L	CAR 20 at NO 30
01/03/10	W	CAR 23 vs. NO 10
10/03/10	L	CAR 14 at NO 16
11/07/10	L	CAR 3 vs. NO 34
10/09/11	L	CAR 27 vs. NO 30
01/01/12	L	CAR 17 at NO 45
09/16/12	W	CAR 35 vs. NO 27
12/30/12	W	CAR 44 at NO 38
12/08/13	L	CAR 13 at NO 31
12/22/13	W	CAR 17 vs. NO 13
10/30/14	L	CAR 10 vs. NO 28
12/07/14	W	CAR 41 at NO 10
09/27/15	W	CAR 27 vs. NO 22
12/06/15	W	CAR 41 at NO 38
10/16/16	L	CAR 38 at NO 41
11/17/16	W	CAR 23 vs. NO 20
09/24/17	L	CAR 13 vs. NO 34
12/03/17	L	CAR 21 at NO 31
12/17/18	L	CAR 9 vs. NO 12
12/30/18	W	CAR 33 at NO 14
11/24/19	L	CAR 31 at NO 34
12/29/19	L	CAR 10 vs. NO 42
10/25/20	L	CAR 24 at NO 27
01/03/21	L	CAR 7 vs. NO 33
09/19/21	W	CAR 26 vs. NO 7
01/02/22	L	CAR 10 at NO 18
09/25/22	W	CAR 22 vs. NO 14
01/08/23	W	CAR 10 at NO 7
09/18/23	L	CAR 17 vs. NO 20
12/10/23	L	CAR 6 at NO 28
09/08/24	L	CAR 10 at NO 47
11/03/24	W	CAR 23 vs. NO 22
11/09/25	L	CAR 7 vs. NO 17

POSTSEASON

Date	W/L	Score
01/07/18	L	CAR 26 at NO 31

TEAM NOTES

CAROLINA IN THE CLUTCH

Under **Head Coach Dave Canales**, the Panthers have posted a 10-4 record (.714) in one-score games, for the second-best winning percentage in the league since 2024. Since becoming the Panthers head coach, Canales has gone 4-1 in overtime games, tied with Atlanta (1-4) for the most overtime games played since 2024.

ONE-SCORE GAMES WIN PCT. (SINCE 2024)

TruMedia

Rk	Team	G	W	Pct.
1.	Philadelphia Eagles	20	15	.750
2.	Carolina Panthers	14	10	.714
3.	Minnesota Vikings	17	12	.706
t4.	Kansas City Chiefs	18	12	.667
t4.	Seattle Seahawks	15	10	.667

OVERTIME GAMES (SINCE 2024)

TruMedia

Rk	Team	G	W	Pct.
t1.	Atlanta Falcons	5	1	.200
t1.	Carolina Panthers	5	4	.800
t3.	Indianapolis Colts	3	2	.667
t3.	Tampa Bay Buccaneers	3	1	.333
t3.	Los Angeles Rams	3	1	.333
t3.	Washington Commanders	3	1	.333
t3.	Jacksonville Jaguars	3	2	.667
t3.	New York Giants	3	0	0

YOUTH BEING SERVED

General Manager **Dan Morgan's** 2025 rookie class - including draft picks: **WR Tetairoa McMillan** (1-8), **OLB Nic Scourton** (2-51), **OLB Princely Umanmielen** (3-77), **RB Trevor Etienne** (4-114), **S Lathan Ransom** (4-122), **DT Cam Jackson** (5-140), **TE Mitchell Evans** (5-163), and **WR Jimmy Horn Jr.** (6-208), as well as a number of undrafted free agents: including **LB Bam Martin-Scott**, **CB Corey Thornton**, and **K Ryan Fitzgerald** - have combined to put the Panthers among the league's most productive rookie classes this season, ranking third in games played and receiving yards while ranked second in sacks and explosive plays.

PANTHERS ROOKIE NUMBERS & RANKS (2025 SEASON)

TruMedia

Stat	No.	Rank
Games	131	3rd
Snap	3,129	7th
Receptions	81	4th
Receiving Yards	1,054	3rd
Offensive Target EPA	34.37	2nd
Total Touchdowns	8	t7th
Explosive Plays	29	t2nd
Tackles	108	10th
Sacks	5.5	2nd
QB Pressures	32	t7th
Special Teams Tackles	25	7th



FOURTH-DOWN FANATICS

This season, the Panthers offense has 21 conversions, on 30 fourth down attempts, the second most in the league. They rank fifth with a 70% conversion percentage, while their fourth-down EPA on offensive plays is 46.35, the second highest in the league.

FOURTH-DOWN CONVERSIONS (2025 SEASON)

TruMedia

Rk	Team	Conv.	Att.	Pct.
1.	Kansas City Chiefs	22	29	75.9%
2.	Carolina Panthers	21	30	70.0%
3.	Indianapolis Colts	17	24	70.8%
4.	Jacksonville Jaguars	16	27	59.3%
t5.	Washington Commanders	14	24	58.3%
t5.	New York Giants	14	31	45.2%
t5.	New England Patriots	14	18	77.8%

In their seven wins, the Panthers have gone 16-of-19 on fourth down (84.2%), while converting a fourth down on four of their five game-winning drives this season.

FOURTH DOWNS ON GAME-WINNING DRIVES

TruMedia; 2025 Panthers

Date	Opp.	To Go	Yds	Type
11/30/25	LAR	2	43t	Rec (McMillan)
11/16/25	at ATL	4	10	Rec (Sanders)
10/12/25	DAL	4	7	Rec (Renfrow)
10/05/17	MIA	5	17	Rec (Horn Jr.)

STRONG OUT THE GATE

This season, the Panthers have scored eight times on opening drives this season with five touchdowns and three field goals. The five opening-drive touchdowns match the franchise's single-season best, and the eight total scores are tied for fifth in team history.

OPENING DRIVE SCORES (PANTHERS HISTORY)

TruMedia & StasPass

Rk	Year	TDs	FGs	Scores
t1.	2021	5	4	9
t1.	2015	4	5	9
t1.	2000	5	4	9
t1.	1996	6	3	9
t5.	2025	5	3	8
t5.	2017	3	5	8
t5.	2011	5	3	8
t5.	2009	5	3	8
t5.	2008	4	4	8

TEAM NOTES



ROARING BACK

Trailing 21-7 with 1:41 remaining in the second quarter at Atlanta (11/16), the Panthers finished the game on a 23-6 run to win. It is the second comeback victory of 14+ points for the Panthers this season, joining their 17-point comeback vs. Miami (10/5) in Week 5. They join Denver as the only two teams this season with multiple comebacks of 14+ points. Since 2000, the Panthers have had 10 comebacks of 14+ points, with 2008 being the only other season they had at least two.

14+ POINT COMEBACKS (PANTHERS)

TruMedia

Date	Opp	Deficit	Trailed	Close	Win
11/16/25	at ATL	14	7-21	23-6	30-27
10/05/25	MIA	17	0-17	27-7	27-24
10/21/18	at PHI	17	0-17	21-0	21-17
12/06/15	at NO	14	0-14	41-24	41-38
10/05/14	CHI	14	7-21	24-3	31-24
10/11/09	WAS	15	2-17	15-3	20-17
10/26/08	ARZ	14	3-17	24-6	27-23
09/14/08	CHI	14	3-17	17-0	20-17
11/14/04	at SF	17	0-17	37-10	37-27
09/07/03	JAX	17	0-17	24-6	24-23

KEEPING IT CLEAN

This season, the Panthers have just 5.46 penalties per game, tied for the third fewest per game in the league this season. Of those, only one penalty per game is committed by the defense, the fewest in the league.

PENALTIES PER GAME (2025 SEASON)

TruMedia

Rk	Team	Pen/G
1.	Los Angeles Rams	4.38
2.	San Francisco 49ers	5.15
t3.	Cincinnati Bengals	5.46
t3.	Carolina Panthers	5.46
5.	Tampa Bay Buccaneers	5.54

MAKING THEM MARCH

This season, opposing drives following Panthers kickoffs (returns and touchbacks) have started at the 26.3-yard line, the best mark in the NFL, while Carolina's special teams have held opponents to a 21.0-yard kickoff return average, the second best in the league.

OPP. STARTING FIELD POS. AFTER KICKOFF (2025 SEASON)

TruMedia

Rk	Team	KOR FP	KOR Avg.
1.	Carolina Panthers	-26.3	21.0
2.	New York Giants	-26.9	23.5
3.	Washington Commanders	-27.0	22.0
4.	Las Vegas Raiders	-28.0	23.9
5.	Houston Texans	-28.1	24.9

On the 55 opposing possessions that began after a Panthers kickoff this season, the defense has allowed 1.93 points per drive, the 12th-lowest average in the league and just a 20% touchdown allowed percentage, tied for the seventh lowest.

OPP. DRIVES AFTER KICKOFF (2025 PANTHERS)

TruMedia

Stat	No.	Rank
Points/Drive	1.93	12th
Touchdowns/Drive Pct.	20.0%	t7th

SECOND-HALF SURGE

In the second half this season, the Panthers are tied for the eighth-best points per game margin and the fourth-best turnover margin.

PANTHERS IN THE SECOND HALF (2025 SEASON)

TruMedia

Stat	No.	Rank
Points per Game Margin	+2.85	t8th
Turnover Margin	+6	t4th

TEAM NOTES



NO RUNNING ROOM

In Week 5, the Panthers defense held the Dolphins to just 19 rushing yards, which is the second fewest rushing yards allowed in team history behind the record of 14 yards allowed versus Washington (11/22/15). Miami's average of 1.36 yards per carry (19 yards on 14 attempts) is the second lowest average rushing gain allowed in team history, behind the team record of 1.11 yards per carry at Philadelphia (10/27/96).

FEWEST RUSH YDS ALLOWED/PANTHERS SINGLE GAME

TruMedia

Rk	Date	Opp.	Att	Yds	Avg.
1.	11/22/15	vs. WAS	12	14	1.17
2.	10/05/25	vs. MIA	14	19	1.36
3.	10/30/16	vs. ARZ	10	24	2.40
4.	10/15/95	vs. NYJ	12	25	2.08
5.	01/01/06	at ATL	15	26	1.73

ZERO TOLERANCE

In Week 3, the Carolina Panthers defeated Atlanta by the score of 30-0, the eighth regular season shutout in franchise history. The win was the team's largest margin of victory in a home game since a 38-point win over the Falcons in 2015 (12/13/15).

SHUT OUTS / PANTHERS HISTORY

StatsPass

Date	Opp.	Margin
09/21/25	vs. ATL	30-0
11/22/20	vs. DET	20-0
12/13/15	vs. ATL	38-0
09/22/13	vs. NYG	38-0
10/05/08	vs. KC	34-0
11/19/06	vs. SL	15-0
10/22/97	vs. NO	13-0
12/01/96	at TB	24-0

RUSHING WITH THE ELITE

On the season, the Panthers have totaled 1,631 rushing yards on the season, the 10th-best average in the league. They are also top 10 in rushing yards per game, averaging 125.5 yards.

PANTHERS RUSHING OFFENSE (2025 SEASON)

TruMedia

Stat	No.	Rk
Rushing Yards	1,631	10th
Rushing Yards/Game	125.5	10th
Rush EPA	1.0	9th



PLAYER NOTES



DOWDLE DIALS IT UP

On the season, **RB Rico Dowdle** ranks ninth in the league with 929 yards rushing. Among players with at least 100 carries this season, Dowdle's 4.8 yards per carry ranks 10th in the league, while his 19 explosive runs (12+ yards) are fifth in the league. In total, Dowdle has produced 1,183 scrimmage yards, 10th best, including 1,080 (120.0 per game) since Week 5, the seventh most in the league.

RICO DOWDLE NUMBERS & RANKS (2025 SEASON)

TruMedia & Next Gen Stats

Stat	No.	Rank
Rushing Yards	929	9th
Rushing Average	4.8	10th*
Rush Yards over Expected/Carry	.85	9th*
Scrimmage Yards	1,104	8th
Explosive (12+ Yds) Runs	19	5th
Explosive Run Pct.	9.9%	8th*

*Rank among players with 100+ carries

RUSHING LEADERS (2025 SEASON)

TruMedia

Rk	Player	Tm	Att	Yds	Avg.
1.	Jonathan Taylor	IND	247	1,356	5.5
2.	James Cook	BUF	249	1,308	5.3
3.	De'Von Achane	MIA	193	1,126	5.8
4.	Bijan Robinson	ATL	215	1,081	5.0
5.	Jahmyr Gibbs	DET	187	1,062	5.7
6.	Derrick Henry	BAL	222	1,025	4.6
7.	Javonte Williams	DAL	215	1,022	4.8
8.	Kyren Williams	LAR	196	952	4.9
9.	Rico Dowdle	CAR	192	929	4.8
10.	Travis Etienne	JAX	201	917	4.6

SCRIMMAGE YARD LEADERS (2025 SEASON)

TruMedia

Rk	Player	Tm	Rush	Rec	Total
1.	Bijan Robinson	ATL	1,081	602	1,683
2.	Jonathan Taylor	IND	1,356	304	1,660
3.	Christian McCaffrey	SF	849	806	1,655
4.	James Cook	BUF	1,308	267	1,575
5.	Jahmyr Gibbs	DET	1,062	474	1,536
6.	De'Von Achane	MIA	1,126	383	1,509
7.	Jaxon Smith-Njigba	SEA	36	1,428	1,464
8.	Puka Nacua	LAR	73	1,186	1,259
9.	Breece Hall	NYJ	877	309	1,186
10.	Rico Dowdle	CAR	929	254	1,183

DOWDLE'S DAY

In his first start for the Panthers vs. Miami (10/5) in Week 5, **RB Rico Dowdle** ran for 206 yards, a new single-game best and tied for the second-most rushing yards in a game in franchise history. Over the last 10 seasons, Dowdle is one of four players to average 9.0+ yards per carry in a game with 20+ carries.

PANTHERS SINGLE-GAME RUSHING

TruMedia

Rk	Player	Date	Att	Yds
1.	DeAngelo Williams	12/30/12	21	210
t2.	Jonathan Stewart	12/27/09	28	206
t2.	Rico Dowdle	10/05/25	23	206
4.	DeAngelo Williams	12/08/08	19	186
5.	Christian McCaffrey	09/23/18	28	184

SINGLE-GAME RUSHING

TruMedia; Last 5 Seasons

Rk	Player	Tm	Date	Yds	Avg.
1.	Saquon Barkley	PHI	11/24/24	255	9.8
2.	Jonathan Taylor	IND	11/09/25	244	7.6
3.	Josh Jacobs	LV	11/27/22	229	6.9
t4.	Derrick Henry	TEN	10/30/22	219	6.8
t4.	Jahmyr Gibbs	DET	11/23/25	219	14.6
6.	Jonathan Taylor	IND	12/22/24	218	7.5
7.	James Cook	BUF	10/26/25	216	11.4
8.	Rico Dowdle	CAR	10/05/25	206	9.0

9.0+ RUSHING AVG. w/ 20+ CARRIES

TruMedia; Last 10 Seasons

Rk	Player	Tm	Date	Yds	Avg.
1.	Saquon Barkley	PHI	11/24/24	255	9.8
2.	Derrick Henry	TEN	10/18/20	212	9.6
3.	Dalvin Cook	MIN	11/08/20	206	9.4
4.	Rico Dowdle	CAR	10/05/25	206	9.0
5.	Nick Chubb	CLV	11/11/18	176	8.8



PLAYER NOTES

RICO ROLLS AGAIN

Between Weeks 5 and 6, both starts, **RB Rico Dowdle** gained 180+ yards rushing, totaling 389 yards. Since the AFL/NFL merger (1970), only 11 players (14 occurrences) have rushed for 180+ yards in consecutive games, with the last player to accomplish this stat since RB Jay Ajayi in 2016.

180+ RUSHING YARD STREAK (SINCE 1970)

TruMedia

Player	Year	Weeks
Rico Dowdle	2025	5-6
Jay Ajayi	2016	6-7
Ricky Williams	2002	13-14
Mike Anderson	2000	13-14
Olandis Gary	1999	15-16
Joe Morris	1986	8-9
Eric Dickerson	1983	4-5
Earl Campbell	1981	5-6
Earl Campbell	1980	15-16
Earl Campbell	1980	7-8
Walter Payton	1977	9-10
O.J. Simpson	1976	12-13
Delvin Williams	1976	8-9
O.J. Simpson	1973	13-14

Dowdle added 84 total receiving yards, producing 200+ scrimmage yards in each game, the sixth running back in the Super Bowl era with at least 225 scrimmage yards and a touchdown in consecutive games. Since 2000, he is one of 12 players with 200+ scrimmage yards in consecutive games, and the first since 2020 (Davlin Cook). Of the 12, only four produced more total yards during their streak than the 473 yards by Dowdle.

200+ SCRIMMAGE YARDS STREAK (SINCE 2000)

TruMedia

Player	Year	Weeks	G	Tot. Yds
Rico Dowdle	2025	5-6	2	473
Dalvin Cook	2020	8-9	2	478
Jay Ajayi	2016	6-7	2	423
Le'Veon Bell	2014	11-14	3	711
Josh Gordon	2013	12-13	2	498
Doug Martin	2012	8-9	2	486
Ronnie Brown	2007	3-4	2	418
Deuce McAllister	2003	11-12	2	469
Marshall Faulk	2002	7-9	2	471
Ricky Williams	2002	13-14	2	451
Mike Anderson	2000	13-14	2	465
Eddie George	2000	6-7	2	421



YOUNG UNLEASHED

In Week 13 vs. the Los Angeles Rams (11/30), QB Bryce Young completed 15 of 20 pass attempts (season-high 75 pct.) for 206 yards and three touchdowns with no interceptions and a career-high 147.1 passer rating. It marked the second-highest single-game passer rating in franchise history (Cam Newton – 153.3 vs. Atlanta on 12/13/15).

SINGLE-GAME PASSING RATING (PANTHERS)

TruMedia

Rk	Player	Date	Yards	Rating
1.	Bryce Young	11/30/25	206	147.1
2.	Kyle Allen	09/22/19	261	144.1
3.	Cam Newton	12/13/15	301	153.1
4.	Cam Newton	10/13/13	242	143.4
5.	Jake Delhomme	12/26/04	214	143.4

In Week 11 at Atlanta (11/16), **QB Bryce Young** threw for a single-game franchise record 448 yards, surpassing Cam Newton's previous high of 432 vs. Green Bay (09/18/11). Young completed 31-of-45 passes (68.9%), with three touchdowns, no interceptions, and a 123.2 passer rating. He is the first Panthers quarterback to win a game in which he threw for 400 yards.

SINGLE-GAME PASSING (PANTHERS)

TruMedia

Rk	Player	Date	Result	Yards
1.	Bryce Young	11/16/25	W 30 - 27	448
2.	Cam Newton	09/18/11	L 23 - 30	432
3.	Chris Weinke	12/10/06	L 13 - 27	423
4.	Cam Newton	09/11/11	L 21 - 28	422
5.	Cam Newton	10/02/11	L 29 - 34	374

Young's 10.0 yards per attempt was the second highest in the league this season in a game with 45+ passing attempts, while his 123.2 passer rating was the highest. Since 2010, his rating was one of just 16 performances (out of 887 total games by a quarterback with 45+ attempts) with a 123+ passer rating when attempting 45+ passes in a game.

2025 NOS. & RANKS (448-YD PERFORMANCE)

TruMedia (min. 45 passing attempts)

Stat	No.	Rank	2025 Avg.
Completion Pct.	68.9%	t-5th	62.4%
Yards/Attempt	10.0	2nd	6.6
Passer Rating	123.2	1st	87.2

PLAYER NOTES

YOUNG & CLUTCH

Since entering the league (2023), **QB Bryce Young** has led 11 game-winning drives in the fourth quarter/overtime in his career, including four this season. His 11-career game-winning drives are tied for the second most by a player before turning 25 since 2000, and the most among all quarterbacks since 2023.

GAME-WINNING DRIVES (UNDER 25 YEARS OLD)

TruMedia; Since 2000

Rk	Player	Tm	Drives
1.	Justin Herbert	LAC	13
t2.	Josh Allen	BUF	11
t2.	Bryce Young	CAR	11
t4.	Deshawn Watson	HST	10
t4.	Andrew Luck	IND	10
t4.	Marcus Mariota	TEN	10
t4.	Josh Freeman	TB	10

GAME-WINNING DRIVES (SINCE 2023)

TruMedia

Rk	Player	Tm	Drives
1.	Bryce Young	CAR	11
2.	Patrick Mahomes	KC	10
t3.	Josh Allen	BUF	9
t3.	Geno Smith	LV	9
t3.	Jalen Hurts	PHI	9
t3.	Bo Nix	DEN	9
t3.	Jordan Love	GB	9
t3.	Jared Goff	DET	9

On those drives, Young has completed 73.5% of his passes and a passer rating of 115.2. Of the six drives in the fourth quarter, three have ended the game on 15+ play drives, including the final 6:17 vs. HST (10/29/23), the final 7:35 vs. ATL (12/17/23), and the final 6:07 vs. DAL (10/12/25).

BRYCE YOUNG GAME-WINNING DRIVES

Pro Football Reference

Date	Opp.	Qtr	Plays	Yds	Start	Time
11/30/25	LAR	4	6	65	6:43	3:24
11/16/25	at ATL	OT	6	60	8:45	3:35
11/02/25	at GB	4	9	40	2:28	2:28
10/13/25	DAL	4	15	71	6:07	6:07
10/05/25	MIA	4	8	83	4:31	2:43
01/05/25	at ATL	OT	10	70	10:00	6:46
12/22/24	ARZ	OT	2	49	4:11	0:53
11/10/24	NYG	OT	4	5	9:49	1:56
11/03/24	NO	4	4	64	3:26	1:08
12/17/23	ATL	4	17	90	7:35	7:35
10/29/23	HST	4	15	86	6:17	6:17



T-MAC ON THE RISE

In Week 13 vs. the Los Angeles Rams (11/30), rookie **WR Tetairoa McMillan** recorded his sixth receiving touchdown on a 43-yard pass from QB Bryce Young. He became just the second Panthers rookie to record six touchdowns, joining Kelvin Benjamin (nine in 2014). McMillan also climbed to 826 receiving yards, surpassing DJ Moore (788 in 2018) for the second most by a Panthers rookie, trailing only Benjamin's 1,008 yards (2014).

PANTHER ROOKIE RECEIVING TOUCHDOWNS

TruMedia

Rk	Players	TDs
1.	Kelvin Benjamin	9
2.	Tetairoa McMillan	6
t3.	Devin Funchess	5
t3.	Christian McCaffrey	5
t3.	Keary Colbert	5

PANTHER ROOKIE RECEIVING YARDS

TruMedia

Rk	Players	Rec Yards
1.	Kelvin Benjamin	1,008
2.	Tetairoa McMillan	826
3.	DJ Moore	788
4.	Keary Colbert	754
5.	Christian McCaffrey	651

AT THE TOP

WR Tetairoa McMillan, the Panthers 2025 first-round pick (eighth overall), leads Carolina with 57 receptions for 826 yards, the most receiving yards and third most receptions by a rookie this season.

RECEIVING YARDS/ROOKIES (2025)

TruMedia

Rk	Player	Tm	Rec	Rec Yds
1.	Tetairoa McMillan	CAR	57	826
2.	Emeka Egbuka	TB	54	806
3.	Tyler Warren	IND	60	699
4.	Harold Fannin Jr.	CLV	59	619
5.	Oronde Gadsden II	LAC	39	541

PLAYER NOTES

FOURTH-AND-NALO

This season, **WR Tetairoa McMillan** has caught four passes on fourth down, all of which have produced a first. Among all players, McMillan is one of five with four+ catches on fourth down while his three explosive receptions on four catches are tied for the most.

FOURTH-DOWN RECEPTIONS (2025 SEASON)

TruMedia

Rk	Player	Tm	Rec	1stD	Expl
t1.	Stefon Diggs	NE	5	5	1
t1.	Deebo Samuel Sr.	WAS	5	5	2
t1.	Cade Otton	TB	5	2	0
t4.	Zach Ertz	WAS	4	3	0
t4.	George Pickens	DAL	4	4	1
t4.	Tyjae Spears	TEN	4	2	0
t4.	Zay Flowers	BAL	4	3	0
t4.	Tetairoa McMillan	CAR	4	4	3
t9.	Courtland Sutton	DEN	3	2	2
t9.	Amon-Ra St. Brown	DET	3	3	1
t9.	Wan'Dale Robinson	NYG	3	3	3
t9.	Khalil Shakir	BUF	3	2	1
t9.	Jalen Nailor	MIN	3	3	1
t9.	Kyren Williams	LAR	3	3	1
t9.	DeMario Douglas	NE	3	2	0
t9.	Sam LaPorta	DET	3	3	2
t9.	Rashee Rice	KC	3	3	2

TMAC ATTACK

22 of **WR Tetairoa McMillan's** 57 catches have been explosive receptions (16+ yards), the most explosive receptions and explosive plays by a rookie this season.

EXPLOSIVE PLAYS/ROOKIES (2025)

TruMedia

Rk	Player	Tm	Rec	Run	Total
1.	Tetairoa McMillan	CAR	22	0	22
2.	Emeka Egbuka	TB	21	0	21
4.	Harold Fannin Jr.	CLV	17	0	17
3.	Tyler Warren	IND	14	0	14
5.	Oronde Gadsden II	LAC	10	0	10

CHUBA'S CLIMB CONTINUES

In Week 11 at Atlanta (11/16), **RB Chuba Hubbard** (3,509) surpassed 3,500 career rushing yards, just the fifth player in Panthers history with 3,500+ rushing yards. After passing DeShaun Foster (Panthers Career: 2002-07) in Week 3 for fifth on the team's all-time rushing list, Hubbard needs 373 rushing yards to pass Christian McCaffrey (Panthers Career: 2017-22) for fourth.

PANTHERS ALL-TIME RUSHING LEADERS

StatsPass

Rk	Player	Rush Yds
1.	Jonathan Stewart	7,318
2.	DeAngelo Williams	6,846
3.	Cam Newton	5,036
4.	Christian McCaffrey	3,980
5.	Chuba Hubbard	3,608

100 FOR HUBBARD

With a season high 124 scrimmage yards in Week 13 vs. Los Angeles (11/30), **RB Chuba Hubbard** recorded his 11th 100-yard scrimmage game of his career, tied for the ninth most in franchise history.

100+ SCRIMMAGE YD GAMES (PANTHERS)

TruMedia

Rk	Player	Games
1.	Steve Smith	45
2.	Christian McCaffrey	37
3.	DeAngelo Williams	31
4.	Muhsin Muhammad	27
5.	Jonathan Stewart	21
6.	DJ Moore	17
7.	Tim Biakabutuka	14
8.	DeShaun Foster	12
t9.	Chuba Hubbard	11
t9.	Greg Olsen	11



OT TOMMY

Facing second-and-nine in overtime at Atlanta (11/16), **TE Tommy Tremble** caught a 54-yard pass from **Bryce Young** that set the Panthers up for the game-winning field goal three plays later. Per Next Gen Stats, the reception produced 49.7 yards after catch, including 44 yards after catch over expected – the most yards after catch over expected in overtime for any reception since 2018. The gain was the longest of Tremble's career and the longest overtime play from scrimmage in Panthers history, surpassing Stephen Davis' 34-yard run at New Orleans (10/26/03).

YARDS AFTER CATCH OVER EXPECTED (OVERTIME)

Next Gen Stats; Since 2018

Rk	Player	Tm	Year	Wk	Yds YACOE
1.	Tommy Tremble	CAR	2025	11	54 44.4
2.	KhaDarel Hodge	ATL	2024	5	45 39.6
3.	Derrick Henry	TEN	2020	6	53 34.6
4.	Breshad Perriman	TB	2021	14	58 31.7
5.	Mike Williams	LAC	2021	18	47 28.0

PLAYER NOTES

THIRD & TREMBLE

Capping the Panthers opening drive with a seven-yard touchdown catch Week 4 at New England (9/28), **TE Tommy Tremble** recorded the 10th touchdown reception of his career, moving into sole position of third on the team's all-time list among tight ends.

PANTHERS ALL-TIME REC. TD LEADERS/TEs

StatsPass

Rk	Player	Yrs	TDs
1.	Wesley Walls	1996-2002	44
2.	Greg Olsen	2011-19	39
3.	Tommy Tremble	2021-Present	10
t4.	Jeff King	2006-10	9
t4.	Kris Mangum	1997-2006	9

90s ON 9

WR Xavier Legette finished the Week 7 win at the New York Jets with single-game bests in receptions (9) and receiving yards (92 yards). He is just the 12th Panther with a 9+ reception, 90+ receiving yard game.

Additionally, Legette scored the game's only touchdown, a three-yard grab from **QB Bryce Young** at the end of the first half. He helped close the game with a 33-yard reception on third-and-eight with 1:36 remaining, allowing the Panthers to kneel out the clock.

9+ REC. & 90+ REC. YARDS (PANTHERS HISTORY)

TruMedia; Single Games

Player	Last	No.
Xavier Legette	10/19/25	1
Adam Thielen	12/08/24	4
Curtis Samuel	11/08/20	1
Robbie Chosen	09/20/20	1
Christian McCaffrey	12/22/19	5
DJ Moore	11/10/19	1
Greg Olsen	12/17/17	5
Kelvin Benjamin	10/12/17	2
Steve Smith	12/20/09	12
Muhsin Muhammad	12/18/04	11
Wesley Walls	10/07/01	1
Willie Green	11/03/96	1



LEWIS LOCKS IN

Since joining the Panthers in 2024 as an unrestricted free agent, **LG Damien Lewis** has been among the league's best left guards in pass protection. Per Next Gen Stats, Lewis has allowed pressure on just 6.24% of his pass block snaps, the seventh lowest among linemen with at least 500 pass blocking snaps at left guard since 2024.

PRESSURE ALLOWED PCT./LGs (SINCE 2024)

Next Gen Stats/Min. 500 Pass Block Snaps at LG

Rk	Player	Tm	Snaps	QBP	QBP%
1.	Tyler Smith	DAL	1,051	41	3.90%
2.	Ben Powers	DEN	836	35	4.19%
3.	Joe Thuney	CHI	1,017	44	4.33%
4.	Kingsley Suamataia	KC	559	29	5.19%
5.	Ezra Cleveland	JAX	977	56	5.73%
6.	Quenton Nelson	IND	1,027	63	6.13%
7.	Damien Lewis	CAR	993	62	6.24%
8.	Isaac Seumalo	PIT	800	50	6.25%
9.	Steve Avila	LAR	600	38	6.33%
10.	Nick Allegretti	WAS	650	43	6.62%



PRESSURE DENIED

Now in his third season with the Panthers, **OL Austin Corbett** has made starts at center, left guard, and right guard. At center this season, he has allowed just four total pressures on 188 pass blocking snaps, while his 2.1% pressure rate is the second best in the league among the 40 players with at least 100 snaps at center. In his last game vs. the Los Angeles Rams (11/30), his former team, Corbett played center and did not allow a pressure on 24 pass blocking snaps.

PRESSURE ALLOWED PCT./CS (2025 SEASON)

Next Gen Stats/Min. 100 Pass Block Snaps at C

Rk	Player	Tm	Snaps	QBP	QBP%
1.	Zach Frazier	PIT	424	8	1.89%
2.	Austin Corbett	CAR	188	4	2.13%
3.	Creed Humphrey	KC	552	18	3.26%
4.	Coleman Shelton	LAR	449	15	3.34%
5.	Ryan Neuzil	ATL	444	15	3.38%

PLAYER NOTES



MOEHRIG LOCKS IT DOWN

This season, **S Tre'von Moehrig** has produced 39 stops (defined by Next Gen Stats as tackles on plays that represent a failure for the offense), the third most by a safety in the league. Moehrig has made stops on 5.6% of his 694 snaps, the second highest rate among the 77 safeties with at least 300 snaps this season.

STOP PCT./SAFETIES (2025 SEASON)

Next Gen Stats; Min. 300 Snaps

Rk	Player	Tm	Snaps	Stops	Pct.
1.	Isaiah Oliver	NYJ	305	18	5.90%
2.	Tre'von Moehrig	CAR	694	39	5.62%
3.	Talanoa Hufanga	DEN	801	41	5.12%
4.	Jeremy Chinn	LV	819	41	5.01%
5.	Brian Branch	DET	710	35	4.93%

TACKLIN' TRE'VON

S Tre'von Moehrig has produced 10 tackles for loss this season, the most among all defensive backs. Over the last five seasons (since 2021), Moehrig is just one of seven DBs with a 10+ tackles for loss in a single season.

TACKLES FOR LOSS/DBS (2025 SEASON)

TruMedia

Rk	Player	Tm	TFLs
1.	Tre'von Moehrig	CAR	10
t2.	Kamari Lassiter	HST	7
t2.	Jacob Parrish	TB	7
t2.	Andru Phillips	NYG	7
t5.	Nick Emmanwori	SEA	6
t5.	Kyle Hamilton	BLT	6
t5.	Derwin James	LAC	6
t5.	Marcus Jones	NE	6
t5.	Tykee Smith	TB	6

TOP 'PICKS'

Of **CB Jaycee Horn's** 10 career interceptions, nine have come against former Pro Bowl quarterbacks.

JAYCEE HORN INTERCEPTIONS (CAREER)

StatsPass

Date	Quarterback.	Pro Bowl
11/24/25	Brock Purdy	Yes
11/24/25	Brock Purdy	Yes
10/19/25	Tyrod Taylor	Yes
10/19/25	Tyrod Taylor	Yes
09/07/25	Trevor Lawrence	Yes
09/15/24	Justin Herbert	Yes
12/11/22	Geno Smith	Yes
11/10/22	Marcus Mariota	No
09/25/22	Jameis Winston	Yes
09/19/21	Jameis Winston	Yes

Additionally, Horn has nine career games with two+ passes defended, with eight coming against former Pro Bowl quarterbacks.

JAYCEE HORN GAMES W/ 2+ PD (CAREER)

StatsPass

Date	Quarterback	Pro Bowl	PDs
11/24/25	Brock Purdy	Yes	2
10/19/25	Tyrod Taylor	Yes	2
12/01/24	Baker Mayfield	Yes	2
10/27/24	Bo Nix	No	2
10/13/24	Kirk Cousins	Yes	2
09/15/24	Justin Herbert	Yes	2
01/07/24	Baker Mayfield	Yes	3
12/11/22	Geno Smith	Yes	2
09/25/22	Jameis Winston	Yes	3

On *Monday Night Football* at San Francisco (11/24), Horn picked off Brock Purdy twice on the first four San Francisco possessions. It was the second two-INT game for Horn this season after also getting a pair against Tyrod Taylor in Week 7 at New York (10/19). On the year, he has five interceptions, a new single-season best, tied for the second most in the league, and tied for the most among cornerbacks.

INTERCEPTION LEADERS (2025 SEASON)

TruMedia

Rk	Player	Pos.	Tm	INTs
1.	Kevin Byard	S	CHI	6
t2.	Jaycee Horn	CB	CAR	5
t2.	Ernest Jones	LB	SEA	5
t2.	Devin Lloyd	LB	JAX	5
t2.	Nahshon Wright	CB	CHI	5



PLAYER NOTES

BROWN BREAKS IT UP

Since entering the league in 2020, **DT Derrick Brown** has produced 28 passes defended, the second most among defensive linemen in that span. Against the New York Jets (10/19), he registered three passes defended, a new single-game high, and the sixth multi-PD game of his career, tied for the sixth most among active defensive linemen.

PASSES DEFENSED (DEFENSIVE LINE)

TruMedia; Since 2020

Rk	Player	Tm	PDs
1.	Cameron Heyward	PIT	34
2.	Derrick Brown	CAR	28
3.	Maxx Crosby	LV	25
4.	Jeffery Simmons	TEN	24
5.	Zach Allen	DEN	23

GAMES W/ MULTIPLE PASSES DEFENSED (ACTIVE DL)

TruMedia

Rk	Player	Tm	Last	No.
1.	Cameron Heyward	PIT	11/02/25	11
2.	Cameron Jordan	NO	09/10/23	10
3.	Calais Campbell	ARZ	11/11/24	9
4.	Shelby Harris	CLV	11/19/23	8
5.	Emmanuel Ogbah	JAX	01/09/22	7
t6.	Derrick Brown	CAR	10/19/25	6
t6.	Chris Jones	KC	12/05/21	6

BROWN IN THE BACKFIELD

This season, **DT Derrick Brown** has set a new single-season best with 4.0 sacks and matched his single-season high with seven passes defended. In his last game vs. the Los Angeles Rams, Brown registered a sack and a pass defended, with the pass defended leading to S Nick Scott interception and the sack forcing a Matthew Stafford fumble that sealed the 31-28 win. He is the only player with 4.0 sacks and seven passes defended when lined up as an interior defensive lineman this season. Since entering the league (2020), Brown joins Cameron Heyward (2022, '24), DeForest Buckner (2023), and Jeffrey Simmons (2022) as the only players to hit those marks in a season when lined up as an interior defensive lineman.

4.0+ SACKS & 7+ PD AS INT. DL (SINGLE SEASON)

TruMedia; Since 2020

Player	Tm	Year	Sacks	PD
Derrick Brown	CAR	2025	4.0	7
Cameron Heyward	PIT	2024	7.0	11
DeForest Buckner	IND	2023	8.0	7
Jeffery Simmons	TEN	2022	7.5	7
Cameron Heyward	PIT	2021	10.0	8

A'SHAWN ANCHORS THE LINE

This season, **DE A'Shawn Robinson** has 30 run stops (defined by Next Gen Stats as tackles on run plays that represent a failure for the offense), tied for the seventh most in the league, as well as the ninth-highest run stop percentage among defensive linemen with at least 100 snaps against the run, recording a stop on 14.6% of the run snaps he has played this season.

RUN STOP PCT./DEFENSIVE LINE (2025)

Next Gen Stats/Min. 100 Run Snaps

Rk	Player	Tm	Snaps	Stops	Pct.
1.	Tommy Togiai	HST	137	29	21.2%
2.	Eyioma Uwazurike	DEN	131	22	16.8%
3.	Quinnen Williams	DAL	185	30	16.2%
4.	Poona Ford	LAR	162	26	16.0%
5.	DeForest Buckner	IND	129	20	15.5%
6.	Sebastian Joseph	TEN	195	30	15.4%
7.	Jordan Davis	PHI	241	36	14.9%
8.	Travis Jones	BLT	184	27	14.7%
9.	A'Shawn Robinson	CAR	205	30	14.6%
10.	Harrison Phillips	NYJ	260	38	14.6%

ROOKIE RUSH LEADER

Rookie **OLB Nic Scourton** has 3.0 sacks this season, tied for the sixth most in a season by a Panthers rookie. Additionally, with his 1.5 sacks at the New York Jets (10/19), Scourton recorded the first multi-sack effort by a Panthers rookie since **DT Derrick Brown** recorded 2.0 at Green Bay (12/19/20).

PANTHERS ROOKIE SACKS

TruMedia

Rk	Player	Date	Sacks
1.	Julius Peppers	2002	12.0
2.	Brian Burns	2019	7.5
t3.	Kony Ealy	2014	4.0
t3.	Thomas Keiser	2011	4.0
5	Mike Minter	1997	3.5
t6.	Nic Scourton	2025	3.0
t6.	Star Lotulelei	2013	3.0
t6.	Greg Hardy	2010	3.0
t6.	Mike Rucker	1999	3.0



PLAYER NOTES

RANSOM RISING

In Week 13 vs. the Los Angeles Rams (11/30) rookie **S Lathan Ransom** led the team with 11 tackles vs. the Los Angeles Rams (11/30), a single-game best. He also added his first career sack, dropping QB Matthew Stafford for an 8-yard loss on second down. Ransom is the only rookie with a 10-tackle, 1.0-sack performance this season, and joins Daryl Worley (10/30/16), Will Witherspoon (12/08/02), and Dan Morgan (12/09/01) as the only Panthers to do so since 2000.

GAMES W/ 10+ TACKLES & 1.0+ SACKS (PANTHERS ROOKIES)

TruMedia; Since 2020

Player	Pos.	Date	Tackles	Sacks
Lathan Ransom	S	11/30/25	11	1.0
Daryl Worley	CB	10/30/16	11	1.0
Will Witherspoon	LB	12/08/02	12	1.0
Dan Morgan	LB	12/09/01	12	1.0

NO FLY ZONE

Since 2024, his first season with the Panthers, **CB Mike Jackson** has totaled 30 passes defended, tied for the most in the league over that span. He has registered at least one pass defended in 22 of his 30 games played as a Panther.

PASSES DEFENSED (SINCE 2024)

TruMedia

Rk	Player	Tm	PDs
t1.	Mike Jackson	CAR	30
t1.	Derek Stingley Jr.	HST	30
3.	Denzel Ward	CLV	27
4.	Quinyon Mitchell	PHI	26
t5.	Brian Branch	DET	25
t5.	DJ Turner II	CIN	25
t5.	Riq Woolen	SEA	25

In Panthers history, Jackson's 30 passes defended over his first two seasons with the team rank third.

PASSES DEFENSED (FIRST 2 PANTHERS SEASONS)

StatsPass

Rk	Player	Years	PDs
1.	Tyrone Poole	1995-96	32
2.	Eris Davis	1996-97	31
3.	Mike Jackson	2024-25	30
4.	Deon Grant	2001-02	29
5.	Brett Maxie	1995-96	27

JACKSON ON LOCK

As an outside corner in coverage as the nearest defender this season, **CB Mike Jackson** has a 66.3 passer rating, the seventh-lowest in the league among the players with 250+ coverage snaps as an outside corner

PASSER RATING ALLOWED/OUTSIDE CBs (2025)

Next Gen Stats/Min. 250+ Cov. Snaps at Outside CB

Rk	Player	Tm	Snaps	Rate
1.	Jamel Dean	TB	300	22.3
2.	Donte Jackson	LAC	310	41.7
3.	Cobie Durant	LAR	340	47.2
4.	Derek Stingley	HST	418	49.9
5.	Joey Porter	PIT	356	53.0
6.	Quinyon Mitchell	PHI	465	61.7
7.	Mike Jackson	CAR	423	66.3
8.	Josh Jobe	SEA	393	67.2
9.	Nahshon Wright	CHI	413	68.2
10.	Jaylen Watson	KC	415	69.5

Since Week 7, Jackson has not allowed a passer rating above 77.8 as the nearest defender and has five games with under a 50.0 rating allowed over those seven games, tied for the most games with 20+ coverage snaps and under a 50.0 rating allowed by any cornerback in that span.

GAMES W/ UNDER 50 RATING ALLOWED (SINCE WEEK 7)

Next Gen Stats; CBs w/ min. 20 Coverage Snaps

Rk	Player	Tm	Games
t1.	Mike Jackson	CAR	5
t1.	Quinyon Mitchell	PHI	4
t3.	Jamel Dean	TB	4
t3.	Deommodore Lenoir	SF	4
t3.	Joey Porter Jr.	PIT	4
t3.	Derek Stingley Jr.	HST	4
t3.	Riq Woolen	SEA	4

PICK (TWENTY) SIX

With his 11-yard interception return for a touchdown after picking off Michael Penix Jr. vs. Atlanta (9/21), **CB Chau Smith-Wade** recorded the second interception of his career and his first touchdown. It was the first interception returned for a touchdown by the Panthers since Troy Hill at Miami (10/15/23). Mike Jackson picked off Matthew Stafford (11/30), returning the ball 43 yards for a touchdown, the second Panthers INT return for a TD this season.

INTERCEPTION RETURN TDS/PANTHERS (SINCE 2022)

TruMedia

Player	Date	Opp.	Yards
Mike Jackson	11/30/25	LAR	43
Chau Smith-Wade	09/21/25	ATL	11
Troy Hill	10/15/23	MIA	61
Sam Franklin Jr.	10/01/23	MIN	99
Donte Jackson	10/16/22	LAR	30
Frankie Luvu	10/02/22	ARZ	33

PLAYER NOTES

FITZ MAGIC

Connecting on a walkoff 28-yard field goal in the win at Atlanta (11/16), rookie **K Ryan Fitzgerald** recorded his third game-winning kick of the season, adding to his 49-yard game-winner at GB (11/2) as time expired, and his 33-yard game-winning kick as time expired vs. DAL (10/12), helping him earn NFC Special Teams Player of the Week honors. Since 2000, only seven rookies have had at least three game-winning kicks.

GAME-WINNING FGs (ROOKIES)

TruMedia; Since 2000

Rk	Player	Tm	Year	GWFG
1	Dan Bailey	DAL	2011	4
t2.	Ryan Fitzgerald	CAR	2025	3
t2.	Cameron Dicker	LAC	2022	3
t2.	Brian Johnson	WAS	2021	3
t2.	Evan McPherson	CIN	2021	3
t2.	Jake Elliott	PHI	2017	3
t2.	Matt Bryant	NYG	2002	3



VETERAN PRESENCE

In the win at Atlanta (11/16), **P Sam Martin** appeared in his 200th career game. The league's fourth-longest tenured active punter, now in his 13th season, he has punted 799 times for 36,970 yards and placed 307 punts inside the 20-yard line, all top five ranks among active players.

CAREER PUNTS INSIDE THE 20 (ACTIVE PLAYERS)

TruMedia

Rk	Player	Tm	2025	Career
1.	Johnny Hekker	TEN	17	395
2.	Thomas Morstead	SF	19	371
3.	Bryan Anger	DAL	13	337
4.	Tress Way	WAS	20	316
5.	Sam Martin	CAR	20	307

Martin ranks tied for seventh in punts placed inside the 20-yard line this season. Among the top 10, he is the second oldest.

PUNTS INSIDE THE 20 (ACTIVE PLAYERS)

TruMedia

Rk	Player	Tm	P	In20	In20%
1.	Bradley Pinion	ATL	51	27	52.9%
2.	Jeremy Crawshaw	DEN	62	25	40.3%
t3.	Jack Fox	DET	45	24	53.3%
t3.	Austin McNamara	NYJ	57	24	42.1%
5.	Tommy Townsend	HST	58	22	37.9%
6.	Riley Dixon	TB	50	21	42.0%
t7.	Corey Bojorquez	CLV	73	20	27.4%
t7.	Sam Martin	CAR	44	20	45.5%
t7.	Tress Way	WAS	41	20	48.8%
t10.	Matt Araiza	KC	38	19	50.0%
t10.	Thomas Morstead	SF	38	19	50.0%
t10.	Ryan Wright	MIN	51	19	37.3%

ONSIDE EXECUTION

In Week 2 at Arizona (9/14), **P Sam Martin** executed a successful onside kick with 1:58 remaining in the game after the ball was recovered by **S Demani Richardson**. It was his third successful onside kick of his career, and second since 2018 (when onside kick rules changed). Of the eight players with multiple successful onside kicks since 2018, Martin is the only punter.

SEASON AWARDS

PANTHERS HONORS ROLL

With **QB Bryce Young** in Week 11 (Offensive), **RB Rico Dowdle** (Offensive) in Week 5, **K Ryan Fitzgerald** (Special Teams) in Week 6, **P Sam Martin** (Special Teams) in Week 7, and **S Tre'von Moehrig** (Defensive) in Week 9, Carolina became the only teams in the NFL to have five different players win a Player of the Week award this season.

The Panthers join the 49ers as the only teams this season to have an Offensive Player of the Week, Defensive Player of the Week and Special Teams Player of the Week. The five Player of the Week wins are the most by the Panthers since 2017, and tied for the second most all time.

SEASON PoTW WINS (PANTHERS)

Pro Football Reference

Rk	Year	Off.	Def.	ST	Total
1.	2015	5	3	0	8
t2.	2013	0	5	0	5
t2.	1996	2	1	2	5
t2.	2025	2	1	2	5
t4.	2017	2	1	1	4
t4.	2009	1	2	1	4
t4.	2008	2	1	1	4
t4.	2003	3	0	1	4
t4.	1997	1	1	2	4



ROOKIE ON THE RISE

In Week 6, rookie **WR Tetairoa McMillan** claimed **NFL Rookie of the Week** after his impressive performance in the 30-27 victory over the Dallas. McMillan finished with three receptions for 29 yards and recorded his first two career touchdowns.

RICO DELIVERS



RICO REIGNS IN 5

RB Rico Dowdle was named the **NFC Offensive Player of the Week**, following a standout performance in Carolina's 30-27 win at home over Miami where he totaled 206 yards on 23 carries with one touchdown. The award marked Dowdle's first career Player of the Week honor.

Dowdle's 206 rushing yards were the most by an individual in a game this season and are the most by a Panther since DeAngelo Williams compiled 210 yards at New Orleans (12/30/12). His 206 rushing yards are tied for the second-most rushing yards in a single game in franchise history (Jonathan Stewart, 12/27/09). He also recorded five explosive runs (12+ yards), which is tied for the most in a single game this season (Breece Hall, vs. Dallas, 10/5).



In Week 6, **RB Rico Dowdle's** franchise-leading 239 yards from scrimmage in the win against the Cowboys earned him the **FedEx Air & Ground NFL Player of the Week** alongside NYG RB Cam Skattebo. Dowdle finished with 183 rushing yards, and 56 receiving yards and a touchdown on five receptions. It was second straight week Dowdle accumulated 200-plus yards from scrimmage, following a 234-yards-from-scrimmage performance in the win against Miami in Week 5.

SEASON AWARDS



CLUTCH KICKS, WEEK 6 FITZ

Undrafted rookie **K Ryan Fitzgerald** was named the **NFC Special Teams Player of the Week** after his clutch performance where he kicked the game winning 33-yard field goal in the 30-27 victory over Dallas in Week 6. Fitzgerald went 3-for-3 on field goals and hit a 55-yard field goal in the second quarter to bring Carolina within four points going into halftime.

Fitzgerald became the first rookie kicker in franchise history to connect on multiple field goals of 55+ yards after hitting a career-long 57-yarder earlier in the season. He has also helped the Panthers lead the league (through Week 6) in average opponent starting field position on kickoffs (24.1 avg.). He had six kickoffs against Dallas, two of which bounced in the landing zone and went for a touchback (ball placed at the 20-yard line). All six of his kickoffs resulted in Dallas starting inside or at their own 30-yard line.



MARTIN BOOTS TO THE TOP

P Sam Martin, the fourth-longest tenured active punter was named the **NFC Special Teams Player of the Week**, following a standout performance in Carolina's first road win of the season at the Jets in Week 7. Martin totaled six punts for 276 yards (46.0 avg.) with four inside the 20-yard line.

Martin's four punts inside the 20-yard line were tied for the most in the NFL in Week 7, while his 68-yard punt in the third quarter was the longest across the league last week. The Jets' average starting field position of the 15.8 yard line after punts was the second-best among NFC punters, helping keep the Jets out of the end zone in a one-possession game.




MOEHRIG MAKES HIS MARK

S Tre'von Moehrig was named the **NFC Defensive Player of the Week** after his standout performance in Carolina's 16-13 road win at Green Bay where he totaled five tackles, two tackles for loss, two passes defended and an interception in Week 9.

Moehrig is the third player in the NFL this season and first defensive back with two tackles for loss, two passes defended and an interception in a game. He also was the only player in the NFL with two tackles for loss and an interception in Week 9. Moehrig marked the fourth safety in Panther's history to win the award and 22nd defensive player.

DOWDLE DOMINATES AGAIN



RB Rico Dowdle was awarded the **FedEx Air & Ground NFL Player of the Week** for the second time this season after his performance in the road win against Green Bay in Week 9. Dowdle totaled 141 scrimmage yards (130 rushing, 11 receiving) and a career high two rushing touchdowns on 25 carries, his seventh-career 100-yard rushing game and third this season. He is the first Panther with two rushing touchdowns in a game since QB Bryce Young at Atlanta on 1/5/25 and the first by a Carolina running back since Chuba Hubbard against Arizona on 12/22/24. Dowdle now has a career-high four rushing touchdowns on the season.

SEASON AWARDS

BRYCE AIRS IT OUT



QB Bryce Young was named the **NFC Offensive Player of the Week**, following a standout performance in Carolina's first divisional road win of the season at Atlanta in Week 11. Young completed 31 of 45 attempts (68.9 pct.) for a franchise-record 448 yards and three touchdowns with no interceptions and a 123.2 passer rating. Young engineered his 10th career game-winning drive, the most in the NFL since he entered the league in 2023. He also became the fifth player in NFL history under the age of 25 with at least 30 completions, 425 passing yards, three touchdown passes and no interceptions in a game, joining Drew Bledsoe, Lamar Jackson, Patrick Mahomes (twice) and C.J. Stroud.

YOUNG & TMAC TAKEOVER



QB Bryce Young & rookie WR Tetairoa McMillan were awarded the **FedEx Air & Ground NFL Players of the Week** for their big 30-27 OT win against the Falcons in Week 11. Young threw for 448 yards on 31-of-45 passing with three touchdowns and no interceptions. The 448 passing yards set a new franchise record for the Panthers, breaking Cam Newton's previous record of 432 yards. McMillan had the best game of his already illustrious rookie season, hauling in eight receptions for 130 yards and two touchdowns. He is now sixth in the entire NFL with 748 yards on 54 receptions. He has four touchdowns.

DRAFT CLASS



T E T A I R O A
McMILLAN
6'4" // 219
WAINAIMALO, HAWAII
ARIZONA

4

WR

ROUND: 1 • OVERALL PICK: 8

Played three seasons at Arizona (2022-24), appearing in 37 games recording 213 catches for 3,423 yards and 26 touchdowns. He finished his career as the school's all-time leader in receiving yards, third in touchdown receptions, and fourth in total catches. In 2024, was named first-team All-Big 12 and was a finalist for the Biletnikoff Award after posting 84 receptions for 1,319 yards and eight touchdowns, ranking ninth nationally.



N I C
SCOURTON
6'3" // 257
BRYANT, TEXAS
TEXAS A&M

11

OLB

ROUND: 2 • OVERALL PICK: 51

Over three seasons at Texas A&M (2024) and Purdue (2022-23), appeared in 37 games totaling 109 tackles (75 solo), 17.0 sacks, 31 tackles for loss, five passes defended and three forced fumbles. As a junior, he ranked third in the SEC with 14 tackles for loss and led the team with 5.0 sacks. In 2023, led the Big Ten and ranked eighth in the nation with 10.0 sacks, while totaling 50 tackles and 15 tackles for loss.



P R I N C E L Y
UMANMIELEN
6'4" // 244
MANOR, TEXAS
MISSISSIPPI

33

OLB

ROUND: 3 • OVERALL PICK: 77

Played in 57 games for Ole Miss (2024) and Florida (2020-23), recording 136 tackles (67 solo) with 25.5 sacks, 40 tackles for loss, four forced fumbles and one fumble recovery. In 2024, helped anchor the nation's top rush defense and one of the best overall defenses in Ole Miss history, contributing to school-record totals in sacks (52.0) and tackles for loss (120), both of which led the country.



T R E V O R
ETIENNE
5'9" // 198
JENNINGS, LA.
GEORGIA

23

RB

ROUND: 4 • OVERALL PICK: 114

Appeared in 34 games over three seasons with Georgia (2024) and Florida (2022-23). He had 371 carries for 2,081 yards with 23 touchdowns and caught 62 passes for 432 yards with one touchdown. He also had 26 kickoff returns and averaged 24.8 yards per return. In 2024, was named a Coaches All-SEC Third Team honoree. Prior to Georgia, he was named to the 2022 SEC All-Freshman Team.



L A T H A N
RANSOM
6'0" // 206
TUSCON, ARIZ.
OHIO STATE

22

S

ROUND: 4 • OVERALL PICK: 122

Over four seasons at Ohio State (2020-24), appeared in 55 games (37 starts) finishing his career with 228 tackles (53 solo), 16.5 tackles for loss, 17 passes defended, three interceptions, six forced fumbles and two fumble recoveries. Was a key contributor to OSU's 2025 national championship team, finishing fourth on the roster with 76 tackles and nine tackles for loss, and earning first-team All-Big Ten Conference honors.



C A M
JACKSON
6'6" // 328
HAYNESVILLE, LA.
FLORIDA

55

DT

ROUND: 5 • OVERALL PICK: 140

Appeared in 57 games over five seasons with Florida (2023-24) and Memphis (2020-22). He notched 120 tackles (55 solo) with 4.0 sacks, 11 tackles for loss and five passes defended. He started all 13 games in 2022 and was named Third-Team All-AAC by PFF after recording 41 tackles, 2.5 tackles for loss, four quarterback hurries and one pass breakup.



M I T C H E L L
EVANS
6'5" // 258
WADSWORTH, OHIO
NOTRE DAME

84

TE

ROUND: 5 • OVERALL PICK: 163

Played four years at Notre Dame (2021-24), appearing in 45 games. He started in the 2025 CFP National Championship game against Ohio State and had four catches for 52 yards. In 2023, was Notre Dame's top receiving target, recording 29 receptions for 422 yards and one touchdown over eight games. He averaged 52.8 receiving yards per game, leading the team in receiving production before his season was cut short by injury.



J I M M Y
HORN JR.
5'8" // 174
SANFORD, FLA.
COLORADO

15

WR

ROUND: 6 • OVERALL PICK: 208

Over four seasons with Colorado (2023-24) and South Florida (2021-22), appeared in 46 games. The Florida native logged 62 receptions for 1,967 yards with 11 touchdowns and rushed 17 times for 128 yards with one touchdown. He also had 33 kickoff returns for 716 yards with one touchdown and returned 14 punts for 90 yards. In 2023, led CU in receiving touchdowns (six) and finished second in receptions (58).

2025 NEW FACES



**BOBBY
BROWN III**
6'4" // 328
TEXAS A&M
ARLINGTON, TEXAS

97
DT

EXP: 5 • Previous Team: RAMS

After spending four seasons with the Rams (2021-24), enters his first season with the Panthers. He has recorded 84 tackles (37 solo) with a half a sack, nine tackles for loss and one pass defended. Has appeared in six playoff games and won Super Bowl LVI. In 2024, started 16 games for the Rams, notching 44 tackles (16 solo), four tackles for loss, three pressures, one quarterback hit and two hurries.



**RICO
DOWDLE**
5'11" // 218
SOUTH CAROLINA
ASHVILLE, N.C.

5
RB

EXP: 5 • Previous Team: COWBOYS

Joins the Panthers after spending five seasons with the Cowboys (2020-24). In 52 games with Dallas as a true dual threat out of the backfield, he totaled 331 carries for 1,464 yards and four touchdowns, along with 56 receptions for 393 yards and five receiving touchdowns during the regular season. Last season, became the first undrafted player in franchise history to rush over 1,000 yards with 1,079 rushing yards.



**PAT
JONES II**
6'4" // 264
PITTSBURGH
CHESAPEAKE, VA.

91
OLB

EXP: 5 • Previous Team: VIKINGS

Joins Carolina after spending his entire NFL career (2021-24) with the Vikings, where he totaled 98 tackles (56 solo), 22 tackles for loss and 12.0 sacks. He started the 2024 season with 4.0 sacks in the first two games, tying his single-season career high and matching a team record, and later notched a standout Week 11 performance with 2.0 sacks and five quarterback hits, a feat unmatched by a Viking since 2012.



**SAM
MARTIN**
6'1" // 211
APPALACHIAN STATE
FAYETTEVILLE, GA.

6
P

EXP: 13 • Previous Team: BILLS

Arrives in Carolina after three seasons with the Bills (2022-24). In 189 games, he has punted 755 times for 34,886 yards (46.2 avg.) with 287 landing inside the 20 and 58 touchbacks. Since joining the league in 2013, Ranks fourth in punts landing inside the 20 and total punt yards. He has been named Special Teams Player of the Week twice, was an alternate for the 2017 Pro Bowl and earned a spot on the PFWA's All-Rookie Team.



**TRE'VON
MOEHRIG**
6'2" // 202
TEXAS CHRISTIAN
SPRING BRANCH, TEXAS

7
S

EXP: 5 • Previous Team: RAIDERS

Begins his first season with the Panthers after spending the entirety of his career with the Raiders (2021-2024). He has tallied 294 tackles (199 solo) with nine passes defended and six interceptions in 66 career games (64 starts). Became the first Raiders defensive back since 2014 (Charles Woodson) to record multiple interceptions and at least four tackles for loss in a single season.



**HUNTER
RENFROW**
5'10" // 185
CLEMSON
MYRTLE BEACH, S.C.

13
WR

EXP: 5 • Previous Team: RAIDERS

Arrives in Carolina after five seasons in Las Vegas. The 2021 Pro Bowler has caught 269 passes for 2,884 yards with 17 touchdowns over his 73 career games. Has also returned 70 punt returns for 680 yards. In 2021, he became just the third player in Raiders history to record 100+ receptions in a season. He joined Tim Brown as the only Raiders wideouts with both 100+ receptions and 1,000+ receiving yards in a single season.



**CHRISTIAN
ROZEBOOM**
6'2" // 237
SOUTH DAKOTA STATE
SIOUX CENTER, IOWA

56
LB

EXP: 5 • Previous Team: RAMS

Joins the Panthers after spending five seasons with the Rams (2020-24). In 61 games (16 starts), he recorded 211 tackles (117 solo) with a sack, two interceptions and eight passes defended. H has appeared in seven playoff games (three starts), including the Super Bowl LVI win. In 2024, the Iowa native recorded a career-high 133 tackles with a sack, one interception, four passes defended and five tackles for loss.



**TURK
WHARTON**
6'1" // 280
MISSOURI S&T
UNIVERSITY CITY, MO.

92
DT

EXP: 5 • Previous Team: CHIEFS

A two-time Super Bowl Champion, he joins the Panthers after spending five seasons (2020-24) with the Chiefs. Logged 114 tackles (56 solo) with 13.5 sacks, 14 tackles for loss, three passes defended and four forced fumbles in 73 games. He has played in 13 playoff games, adding 20 tackles (eight solo) with 2.0 sacks, seven quarterback hits, three tackles for loss and a pass defended.

DAN MORGAN



YEAR TWO

Dan Morgan was named President of Football Operations/General Manager of the Carolina Panthers on Jan. 22, 2024 after serving as Assistant General Manager for three seasons (2021-23). Prior to rejoining Carolina, Morgan spent three years (2018-20) with the Buffalo Bills as Director of Player Personnel. While with Buffalo, the team made two playoff appearances, including a trip to the 2020 AFC Championship. Morgan's front office experience began in Seattle (2010). In his second season with the Seahawks, he was named Assistant Director of Pro Personnel, a position he held for four seasons (2011-14), including their Super Bowl XLVIII victory. Later, he was promoted to Director of Pro Personnel (2015) and was responsible for guiding the pro and advance scouting efforts for the club.

HOMEGROWN LEADERSHIP

Selected 11th overall by the Panthers in the 2001 NFL Draft, Morgan played seven seasons for the Panthers (2001-07) and tallied 390 tackles and 11 takeaways. As part of a defense that led the Panthers to a Super Bowl appearance following the 2003 season, Morgan was selected to the Pro Bowl after posting a single-season high 102 tackles.

He concluded that season with 25 tackles in Super Bowl XXXVIII, a franchise postseason record.

ROSTER CONSTRUCTION

Below is a look at how the initial Panther's 53-man roster was acquired in 2025:

How Acquired	No.
Drafted	22
Free Agency	19
Undrafted Free Agency	4
Waiver Claims	3
Traded	2
Total	53

2025 OFFSEASON

Before free agency began, the Panthers brass made it a priority to bring back several key players from 2024, re-signing **CB Mike Jackson**, **TE Tommy Tremble**, **QB Andy Dalton**, **C Austin Corbett** and **C Cade Mays**.

Following a career-year, the Panthers also locked up **CB Jaycee Horn** to a four-year, \$100 million contract, making him the highest-paid defensive back in NFL history at the time.

Once the league-year began, Carolina got right to work signing key players on both sides of the ball. **S Tre'veon Moehrig**, **DT Turk Wharton**, **DT Bobby Brown III**, **OLB Pat Jones II** and **LB Christian Rozeboom** were brought in to shore up the defense, while **RB Rico Dowdle** and **WR Hunter Renfrow** were added to a growing offense.

The Panthers continued their balanced approach into the draft, selecting four offensive players and four defensive players:

Player	Pos	Rd (Ovr)	School
Tetairoa McMillan	WR	1 (8)	Arizona
Nic Scourton	OLB	2 (51)	Texas A&M
Princely Umanmielen	OLB	3 (77)	Ole Miss
Trevor Etienne	RB	4 (114)	Georgia
Lathan Ransom	S	4 (122)	Ohio State
Cam Jackson	DT	5 (140)	Florida
Mitchell Evans	TE	5 (163)	Notre Dame
Jimmy Horn Jr.	WR	6 (208)	Colorado

The Panthers had a franchise-record 12 rookies make their initial 53-man roster, tied for the most in the NFL this season.

SUCCESS IN SCOUTING


With Morgan at the helm, several undrafted free agents have earned spots on the Panther's 53-man roster and saw serious playing time.

In 2024, **WR Jalen Coker** led all undrafted rookies in the NFL in catches (32), receiving yards (478) and receiving touchdowns (two), and became the all-time leading receiver among undrafted rookies in Panthers history while **S Demani Richardson** started five games and became just the seventh safety in team history to record an interception in their rookie season.

In 2025, three players who were originally signed by Carolina as undrafted free agents made the initial 53-man roster.

Player	Pos	Year	School
Ryan Fitzgerald	K	2025	Florida State
Corey Thornton	CB	2025	Louisville
Bam Martin-Scott	LB	2025	South Carolina
Jalen Coker	WR	2024	Holy Cross
Demani Richardson	S	2024	Texas A&M
Andrew Raym	OL	2024	Oklahoma

DAVE CANALES



CANALES AT THE HELM

Dave Canales was hired as the head coach of the Carolina Panthers on January 25, 2024, becoming the seventh head coach in franchise history. Canales came to Carolina after serving one season as the offensive coordinator for Tampa Bay (2023), and 13 seasons with Seattle (2010-22) in various roles on the offensive side of the ball.

YEAR ONE

In Canales' first season at the helm for Carolina, the Panthers improved by three wins, tied for the sixth-best improvement in the NFL. Three added wins was the third best among 2024 new coach hires (behind WAS & LAR) and the best among the five first-time head coaches (SEA, NE, TEN, LV).

Canales helped guide QB Bryce Young to a career-high 21 total touchdowns. Young led the Panthers on game-winning or game-tying drives in six of the final nine games and had at least two touchdown passes in three-straight games to close out the season and a passing touchdown in each of the last 10, both the longest streaks of his career.

RB Chuba Hubbard eclipsed the 1,000-rushing-yard mark for the first time in his career (1,195) and became the first Panthers player to reach this milestone since 2019. He also set career-highs in carries (250), rushing yards, rushing touchdowns (10), catches (43) and scrimmage yards (1,366), earning a Pro Bowl alternate nod for his efforts.

The Panthers were the only offense in the NFL with three players in the top 15 in receiving yards among rookies: WRs Xavier Legette (497) and Jalen Coker (478), as well as TE Ja'Tavion Sanders (342). Among all rookies in Panthers history, Legette finished fourth in catches (49), tied for fifth in touchdowns (four), and seventh in receiving yards while Coker led all undrafted players in the NFL in receiving yards, catches (32) and receiving touchdowns (two), and became the Panthers franchise-leader in all three categories among undrafted rookies. Sanders set the record for the most receiving yards by a rookie tight end in team history and finished second in receptions (33).

On the defensive side of the ball, CB Jaycee Horn was named to the Pro Bowl for the first time in his career and was one of only three players in the NFL to record at least 50 tackles, 10 passes defended, five tackles for loss and 2.0 sacks. Along with CB Mike Jackson, the duo combined for 30 passes defended, the most by a cornerback tandem in the NFL.

ROAD TO CAROLINA

Before taking the lead in Carolina, Canales served as offensive coordinator for the Buccaneers in 2023. Under his guidance, several players recorded career-highs as the team won the NFC South division and reached the divisional round of the playoffs after defeating the reigning NFC Champion, the Philadelphia Eagles, in the Wild Card round. Quarterback Baker Mayfield set career-highs in passing yards (4,044), completion percentage (64.3%), touchdowns (28) and completions (364). He was one of just two quarterbacks in the NFL to throw 27 or more touchdowns and 10 or fewer interceptions on the season.

Canales joined the Buccaneers after spending the past 13 seasons with the Seattle Seahawks (2010-22), where he helped the organization make 10 playoff appearances, two conference championships and a Super Bowl XLVIII title. Canales originally joined the Seahawks as an offensive quality control coach (2010-12) before being elevated to assistant quarterbacks coach (2013-14) and later wide receivers coach (2015-17), quarterbacks coach (2018-19, 2022) and pass game coordinator (2020-21).

As quarterbacks coach in 2022, Canales guided Geno Smith to his first career Pro Bowl selection, in addition to receiving Comeback Player of the Year honors from The Associated Press and Pro Football Writers of America (PFWA). Smith was also named the NFL's Most Improved Player by the PFWA after leading the NFL with a 69.8% completion percentage and setting career highs in completions (399), passing yards (4,282) and passing touchdowns (30).

The Seahawks excelled offensively during Canales' tenure in Seattle, recording 7.61 passing yards per attempt and 4.53 rushing yards per attempt over the 13-year run. Seattle was the only offense to rank in the top five in both of those categories during that span. During Canales' time in Seattle, former Seahawks quarterback Russell Wilson joined Peyton Manning as the only players in league history with 3,000+ passing yards and 20+ passing touchdowns in each of their first 10 seasons.

Prior to his time in Seattle, Canales spent one season as an assistant strength coach and video assistant at the University of Southern California in 2009, while also working with the quarterbacks.

COACHING CAREER

2004-05 | Carson (Calif.) HS - Frosh/Soph Head Coach

2006-07 | El Camino College - Tight Ends/Special Teams

2008 | El Camino College - Quarterbacks

2009 | Southern California - Assistant Strength/Video Assistant

2010-12 | Seattle Seahawks - Quality Control/Offense

2013-14 | Seattle Seahawks - Assistant Quarterbacks/Offensive Quality Control

2015-17 | Seattle Seahawks - Wide Receivers

2018-19 | Seattle Seahawks - Quarterbacks

2020-21 | Seattle Seahawks - Offensive Passing Game Coordinator

2022 | Seattle Seahawks - Quarterbacks

2023 | Tampa Bay Buccaneers - Offensive Coordinator

2024 - Carolina Panthers - Head Coach

COORDINATORS

Ejiro Evero (pronounced: *AY-jer-OH eh-VARE-oh*) enters his third season as defensive coordinator with the Carolina Panthers. In both 2022 and 2023, **Evero's** defenses ranked in the top-10 league-wide, including fourth in his first season in Carolina (2023).

Last season (2025), Evero's defense was led by **CB Jaycee Horn**, who set career-highs in total tackles (68), sacks (2.0), passes defended (13), quarterback hits (two), and tackles for loss (five). **Horn** finished the season tied for 13th in passes defended in the NFL, earning the first Pro Bowl honors of his career. Along with **CB Mike Jackson**, who ranked tied for third in passes defended (17), the duo combined for the most by a cornerback tandem in the NFL in 2024 (30). **Evero** also reunited with **DE A'Shawn Robinson**, who led all defensive linemen in the league in total (80) and solo tackles (43).

Finishing fourth in total defense in his first season with the Panthers (2023), **Evero** oversaw a defensive unit that allowed 293.9 yards per game, the third lowest in a season in franchise history and over 50 yards fewer per game than the previous season. The defense's 171.5 passing yards per game set a franchise record and was third-fewest in the NFL. Under his guidance, **DE Derrick Brown** was named to his first Pro Bowl and set an NFL record for most tackles by a defensive lineman in a season (103). **Brown** was the only player in the NFL in 2024 to record 100+ tackles, 15+ quarterback hits and seven+ tackles for loss.



E J I R O
E V E R O
DEFENSIVE COORDINATOR

Brad Idzik enters his second season with Carolina as the team's offensive coordinator. After spending the 2023 season with **Head Coach Dave Canales** in Tampa Bay as the wide receivers coach, **Idzik** joined the Panthers coaching staff in 2024. **Idzik** and **Canales** have worked together for the past six seasons in Tampa (2023) and Seattle (2019-22).


An integral part of second-year **QB Bryce Young's** resurgence in 2024, **Idzik** oversaw a Panthers passing offense that was tied for 16th in the league with 22 passing touchdowns. After regaining the starting role in Week 8, Young completed 197-of-319 passes (61.8%) for 2,104 yards with 15 touchdown passes and just six interceptions, while leading the Panthers on game-tying or game-winning drives in six of the final nine games. Behind a stout offensive line led by Pro Bowl **G Robert Hunt**, **RB Chuba Hubbard** eclipsed 1,000 rushing yards for the first time in his career, becoming the first Panther to reach this milestone since Christian McCaffery in 2019. The Panthers finished tied for eighth in the league in rushing touchdowns (18), tied for ninth in rushes of 20+ yards (13), 10th in rushing yards per attempt (4.58) and 11th in rushing yards before contact (697). Led by a trio of rookie receivers, the Panthers were the only team in the NFL with three players that ranked in the top-15 of rookie receiving yards with efforts from **WR Xavier Legette** (497), **WR Jalen Coker** (478) and **TE Ja'Tavion Sanders** (342).



B R A D
I D Z I K
OFFENSIVE COORDINATOR

Tracy Smith enters his second season as the Panthers special teams coordinator after serving the previous three seasons as the assistant special teams coach for the Seattle Seahawks (2021-23). **Smith** has served on NFL coaching staffs for the past 17 seasons.

In his first season as the Panthers special teams coordinator in 2024, **Smith** oversaw a unit that led the NFL in opponent kickoff return average (24.3) and finished tied for fourth in opponent punt return average (6.8). **K Eddy Piñeiro** became the third-most accurate kicker in NFL history, with a career field goal percentage of 88.1% (111-for-126) and finished the season ranked seventh in Panthers history for all-time points scored (320). Following changes to the league's kickoff rules, **RB Raheem Blackshear** capitalized on increased kickoff return opportunities and ranked third in the NFL in kickoff return average (25.5), the fifth-highest mark in team history among qualified returners. **LB Jon Rhattigan** led the team with a career-high 12 special teams tackles (six solo), which was tied for seventh in the NFL and tied for fourth in the NFC. Long-time **LS J.J. Jansen** played in his 260th career game, which ranks third among active players. He is the longest tenured Panther in team history and one of just 43 players in NFL history to appear in 260 career games. After recording 70 punts with 24 landing inside the 20-yard line in 2024, punter **Johnny Hekker** has now placed 378 career punts inside the 20, the 11th-most in NFL history.



T R A C Y
S M I T H
SPECIAL TEAMS COORDINATOR

UNOFFICIAL DEPTH CHART

(As of December 9, 2025)

OFFENSE

WR	<u>4 Tetairoa McMillan</u>	87 Brycen Tremayne		
WR	18 Jalen Coker	13 Hunter Renfrow		
LT	79 Ikem Ekwonu			
LG	68 Damien Lewis	74 Jake Curhan		
C	64 Cade Mays	60 Nick Samac		
RG	63 Austin Corbett	74 Jake Curhan		
RT	72 Taylor Moton	77 Yosh Nijman		
TE	0 Ja'Tavion Sanders	82 Tommy Tremble	<u>84 Mitchell Evans</u>	85 James Mitchell
WR	17 Xavier Legette	<u>15 Jimmy Horn Jr.</u>		
QB	9 Bryce Young	14 Andy Dalton		
RB	5 Rico Dowdle	30 Chuba Hubbard	<u>23 Trevor Etienne</u>	

DEFENSE

DE	99 Turk Wharton	97 Bobby Brown III	<u>75 Jared Harrison-Hunte</u>	
DT	94 A'Shawn Robinson	<u>92 Cam Jackson</u>		
DE	95 Derrick Brown	93 LaBryan Ray		
OLB	<u>11 Nic Scourton</u>	48 Thomas Incoom	52 Trevis Gipson Sr.	
LB	32 Trevin Wallace	53 Claudin Cherelus	40 Krys Barnes	
LB	56 Christian Rozeboom	<u>57 Bam Martin-Scott</u>	55 Maema Njongmeta	
OLB	98 D.J. Wonnum	<u>3 Princely Umanmielen</u>		
CB	2 Mike Jackson	29 Akayleb Evans		
CB	8 Jaycee Horn	26 Chau Smith-Wade	33 Robert Rochell	
S	7 Tre'von Moehrig	36 Demani Richardson		
S	21 Nick Scott	<u>22 Lathan Ransom</u>		

SPECIALISTS

KR	<u>23 Trevor Etienne</u>	30 Chuba Hubbard	5 Rico Dowdle	<u>15 Jimmy Horn Jr.</u>
PR	<u>23 Trevor Etienne</u>	13 Hunter Renfrow	<u>15 Jimmy Horn Jr.</u>	
P	6 Sam Martin			
K	<u>10 Ryan Fitzgerald</u>			
H	6 Sam Martin			
LS	44 JJ Jansen			

PRONUNCIATION GUIDE

Claudin Cherelus	SHER-uh-lus	Taylor Moton	MOAT-in
Austin Corbett	CORE-bit	Yosh Nijman	rhymes with Josh, NY-man
Jake Curhan	KERR-han	Maema Njongmeta	moo-MUH jong-METT-uh
Rico Dowdle	DOWD-ill	Robert Rochell	roh-SHELL
Ikem Ekwonu	EE-kem eck-WAHN-oo	Christian Rozeboom	ROSE-boom
Akayleb Evans	ay-KAY-leb	Nick Samac	SAY-mack
Trevis Gipson Sr.	TREV-iss	Chau Smith-Wade	Shaw
Chuba Hubbard	CHEW-ba	Princely Umanmielen	OO-man-me-ellen
Xavier Legette	ex-ZAVE-yerr / lee-GETT	Turk Wharton	WAR-ton
Tetairoa McMillan	tet-uh-row-uh	D.J. Wonnum	WAHN-um
Tre'von Moehrig	TRAY-von MAIR-igg		

ALPHABETICAL ROSTER

NO.	NAME	POS	HT	WT	DOB	EXP	COLLEGE	HOMETOWN	HOW ACQ	GP	GS	DNP	IA
Active (53)													
40	Barnes, Krys	LB	6-2	229	4/2/1998	6	UCLA	Bakersfield, Calif.	FA-25	4	2	0	0
95	Brown, Derrick	DT	6-5	320	4/15/1998	5	Auburn	Burford, Ga.	D1-20	13	13	0	0
97	Brown III, Bobby	DT	6-4	328	8/7/2000	5	Texas A&M	Arlington, Texas	FA-25	13	13	0	0
53	Cherelus, Claudin	LB	6-2	230	2/9/1999	3	Alcorn State	Golden Gate, Fla.	WW-23 NYJ	11	2	0	2
18	Coker, Jalen	WR	6-3	213	10/30/2001	2	Holy Cross	Sterling, Va.	UDFA-24	7	2	0	0
63	Corbett, Austin	C	6-4	305	9/5/1995	8	Nevada	Sparks, Nev.	FA-22	9	7	0	0
74	Curhan, Jake	OL	6-6	325	2/9/1998	5	California	Larkspur, Calif.	FA-25 (PS-Arz.)	9	1	0	0
14	Dalton, Andy	QB	6-2	220	10/29/1987	15	TCU	Katy, Texas	FA-23	4	1	9	0
5	Dowdle, Rico	RB	5-11	218	6/14/1998	5	South Carolina	Asheville, N.C.	FA-25	13	7	0	0
79	Ekwonu, Ikem	T	6-4	320	10/31/2000	4	NC State	Charlotte, N.C.	D1-22	12	12	0	1
23	Etienne, Trevor	RB	5-9	198	7/9/2004	R	Georgia	Jennings, La.	D4a-25	13	0	0	0
29	Evans, Akayleb	CB	6-2	198	6/22/1999	4	Missouri	McKinney, Texas	WW-24 MIN	12	0	0	1
84	Evans, Mitchell	TE	6-5	258	5/18/2003	R	Notre Dame	Wadsworth, Ohio	D5b-25	13	6	0	0
10	Fitzgerald, Ryan	K	5-11	193	8/13/2000	R	Florida State	Coolidge, Ga.	UDFA-25	13	0	0	0
52	Gipson Sr., Trevis	OLB	6-4	263	6/13/1997	5	Tulsa	Cedar Hill, Texas	FA-25 (PS-SF)	5	0	0	0
75	Harrison-Hunte, Jared	DE	6-4	294	7/22/2000	R	SMU	Middle Village, N.Y.	UDFA-25	0	0	0	4
8	Horn, Jaycee	CB	6-1	200	11/26/1999	5	South Carolina	Alpharetta, Ga.	D1-21	12	12	0	1
15	Horn Jr., Jimmy	WR	5-8	174	9/12/2002	R	Colorado	Sanford, Fla.	D6-25	9	0	0	4
30	Hubbard, Chuba	RB	6-1	210	6/11/1999	5	Oklahoma State	Alberta, Canada	D4-21	11	6	0	2
48	Incom, Thomas	OLB	6-4	265	2/1/1999	3	Central Michigan	Stone Mountain, Ga.	FA-24	13	0	0	0
92	Jackson, Cam	DT	6-6	328	8/7/2002	R	Florida	Haynesville, La.	D5a-25	5	0	0	8
2	Jackson, Mike	CB	6-1	212	1/10/1997	4	Miami (Fla.)	Birmingham, Ala.	TR-24 SEA	13	13	0	0
44	Jansen, JJ	LS	6-2	235	12/01/1986	17	Notre Dame	Phoenix, Ariz.	TR-09 GB	13	0	0	0
17	Legette, Xavier	WR	6-3	227	1/29/2001	2	South Carolina	Mullins, S.C.	D1-24	11	11	0	2
68	Lewis, Damien	G	6-2	327	3/21/1997	6	LSU	Canton, Miss.	FA-24	12	12	0	1
6	Martin, Sam	P	6-1	211	2/27/1990	13	Appalachian State	Fayetteville, Ga.	FA-25	13	0	0	0
57	Martin-Scott, Bam	LB	6-2	231	7/4/2000	R	South Carolina	Fort Wayne, Ind.	UDFA-25	13	0	0	0
64	Mays, Cade	C	6-6	325	4/26/1999	4	Tennessee	Knoxville, Tenn.	FA-24	10	8	0	3
4	McMillan, Tetairoa	WR	6-4	219	4/5/2003	R	Arizona	Waikaloa, Hawaii	D1-25	13	13	0	0
85	Mitchell, James	TE	6-4	252	8/11/1999	3	Virginia Tech	Big Stone Gap, Va.	FA-24	4	0	0	9
7	Moehrig, Trevon	S	6-2	202	6/16/1999	5	TCU	Spring Branch, Texas	FA-25	12	12	0	0
72	Moton, Taylor	T	6-5	325	8/14/1994	9	Western Michigan	Okemos, Mich.	D2b-17	12	11	0	1
77	Nijman, Yosh	T	6-7	314	1/2/1996	6	Virginia Tech	Maplewood, N.J.	FA-24	12	3	0	1
55	Njongmeta, Maema	LB	6-0	232	9/1/2003	2	Wisconsin	Buffalo Grove, Ill.	FA-25 (PS-Cin.)	11	0	0	0
22	Ransom, Lathan	S	6-0	206	7/16/2002	R	Ohio State	Tuscon, Ariz.	D4b-25	12	6	0	1
93	Ray, Labryan	DE	6-4	290	12/5/1997	3	Alabama	Madison, Ala.	FA-23	9	0	0	0
13	Renfrow, Hunter	WR	5-10	185	12/21/1995	6	Clemson	Myrtle Beach, S.C.	FA-25	6	2	0	7
36	Richardson, Demani	S	6-1	215	10/7/2000	2	Texas A&M	Waxahachie, Texas	UDFA-24	13	1	0	0
94	Robinson, A'Shawn	DE	6-3	330	3/21/1995	10	Alabama	Fort Worth, Texas	FA-24	13	12	0	0
33	Rochell, Robert	CB	6-0	195	4/26/1998	5	Central Arkansas	Shreveport, La.	FA-25 (PS-Dal.)	0	0	0	0
56	Rozeboom, Christian	LB	6-2	237	1/30/1997	5	South Dakota State	Sioux Center, Iowa	FA-25	11	11	0	2
60	Samac, Nick	C	6-4	314	8/21/2001	2	Michigan State	Mentor, Ohio	FA-25 (PS-Bal.)	1	0	0	0
0	Sanders, Ja'Tavion	TE	6-4	243	3/27/2003	2	Texas	Denton, Texas	D4-24	10	3	0	3
21	Scott, Nick	S	5-11	201	5/17/1995	7	Penn State	Fairfax, Va.	FA-25	13	13	0	0
11	Scoutron, Nic	OLB	6-3	257	8/25/2004	R	Texas A&M	Bryan, Texas	D2-25	13	4	0	0
26	Smith-Wade, Chau	CB	5-11	176	9/17/2002	2	Washington State	Denver, Colo.	D5-24	12	4	0	1
87	Tremayne, Brycen	WR	6-4	212	11/18/1999	1	Stanford	Los Angeles, Calif.	FA-25	12	1	0	1
82	Tremble, Tommy	TE	6-4	250	6/20/2000	5	Notre Dame	Peachtree Corners, Ga.	D3b-21	13	12	0	0
3	Umanmielen, Princely	OLB	6-4	244	4/18/2002	R	Mississippi	Manor, Texas	D3-25	12	0	0	1
32	Wallace, Trevin	LB	6-1	237	2/22/2003	2	Kentucky	Jesup, Ga.	D3-24	11	11	0	2
99	Wharton, Turk	DT	6-1	280	6/25/1998	6	Missouri S&T	University City, Mo.	FA-25	9	9	0	4
98	Wonnun, D.J.	OLB	6-5	258	10/31/1997	6	South Carolina	Stone Mountain, Ga.	FA-24	12	11	0	1
9	Young, Bryce	QB	5-10	204	7/25/2001	3	Alabama	Pasadena, Calif.	D1-23	12	12	0	1
Injured Reserve (8)													
78	Aumavae, Popo	DE	6-3	315	1/15/1999	1	Oregon	Stockton, Calif.	UDFA-24	0	0	0	0
70	Christensen, Brady	OL	6-6	300	9/27/1996	4	BYU	Bountiful, Utah	D3a-21	8	4	0	0
50	Hunt, Robert	G	6-6	335	8/25/1996	6	Louisiana-Lafayette	Burkeville, Texas	FA-24	2	2	0	0
91	Jones II, Pat	OLB	6-4	264	9/29/1998	5	Pittsburgh	Chesapeake, Va.	FA-25	4	4	0	2
28	Mathis, Damarri	CB	5-11	195	4/12/1999	4	Pittsburgh	Lakeland, Fla.	WW-25 DEN	0	0	0	0
83	Moore, David	WR	6-0	220	1/15/1995	7	East Central (Okla.)	Gainesville, Texas	FA-24	4	2	0	0
31	Thornton, Corey	CB	6-1	195	1/30/2001	R	Louisville	Miami, Fla.	UDFA-25	12	0	0	0
62	Zavala, Chandler	G	6-5	325	4/2/1999	3	NC State	Boynton Beach, Fla.	D4-23	7	5	0	1
Practice Squad (17)													
65	Carter, Ja'Tyre	G	6-3	311	1/15/1999	3	Southern	White Castle, La.	FA-24	0	0	0	0
78	Charles, Saahdiq	G	6-4	328	7/26/1999	4	Louisiana State	Jackson, Miss.	FA-25	1	0	0	0
88	Chisena, Dan	WR	6-3	203	2/25/1997	5	Penn State	Downingtown, Pa.	FA-25	1	0	0	0
96	Crumedy, Jaden	DT	6-5	305	7/30/2000	2	Mississippi State	Hattiesburg, Miss.	D6-24	3	0	0	5
20	Dallas, Deelay	RB	5-10	225	9/16/1998	6	Miami	Brunswick, Ga.	FA-25	3	0	0	2
25	King, Kalen	CB	5-11	190	1/28/2003	1	Penn State	Detroit, Mich.	FA-25	0	0	0	0
35	Long Jr., David	CB	5-11	196	2/6/1998	7	Michigan	Los Angeles, Calif.	FA-25	0	0	0	0
49	Moon, Jeremiah	OLB	6-5	250	8/18/1998	3	Florida	Hoover, Ala.	FA-25	0	0	0	0
58	Mwansa, Maz	LB	6-3	223	4/2/2004	R	Florida	Peterborough, England	FA-25	0	0	0	0
45	Pierre, Bryce	TE	6-5	255	1/25/2001	R	UCLA	Rancho Cucamonga, Calif.	UDFA-25	0	0	0	0
86	Reed, Ja'seem	WR	6-2	195	3/21/2003	R	San Diego	Thousand Oaks, Calif.	UDFA-25	0	0	0	0
27	Simmons, Isaiah	LB	6-4	238	7/26/1998	6	Clemson	Olathe, Kan.	FA-25	0	0	0	0
80	Smith, Ainais	WR	5-9	176	5/31/2001	2	Texas A&M	Sugar Land, Texas	FA-25	0	0	0	0
34	Tyus, Anthony	RB	6-1	226	3/20/2003	R	Ohio	Portage, Mich.	FA-25	0	0	0	0
73	Walton, Brandon	OL	6-5	300	3/18/1998	3	Florida Atlantic	Largo, Fla.	FA-24	3	0	0	0
16	White, Mike	QB	6-5	218	3/25/1995	5	Western Kentucky	Pembroke Pines, Fla.	FA-25	0	0	0	1
41	Windmon, Jacoby	LB	6-2	250	8/20/2001	2	Michigan State	New Orleans, La.	FA-24	0	0	0	0
Reserved/PUP (1)													
24	Brooks, Jonathon	RB	6-0	207	7/21/2003	2	Texas	Hallettsville, Texas	D2-24	0	0	0	0

NUMERICAL ROSTER

NO.	NAME	POS	HT	WT	DOB	EXP	COLLEGE	HOMETOWN	HOW ACQ	GP	GS	DNP	IA
Active (53)													
0	Ja'Tavion Sanders	TE	6-4	243	3/27/2003	2	Texas	Denton, Texas	D4-24	10	3	0	3
2	Mike Jackson	CB	6-1	212	1/10/1997	4	Miami (Fla.)	Birmingham, Ala.	TR-24 SEA	13	13	0	0
3	Princely Umanmielen	OLB	6-4	244	4/18/2002	R	Mississippi	Manor, Texas	D3-25	12	0	0	1
4	Tetaïroa McMillan	WR	6-4	219	4/5/2003	R	Arizona	Waimānalo, Hawaii	D1-25	13	13	0	0
5	Rico Dowdle	RB	5-11	218	6/14/1998	5	South Carolina	Asheville, N.C.	FA-25	13	7	0	0
6	Sam Martin	P	6-1	211	2/27/1990	13	Appalachian State	Fayetteville, Ga.	FA-25	13	0	0	0
7	Tre'von Moehrig	S	6-2	202	6/16/1999	5	TCU	Spring Branch, Texas	FA-25	12	12	0	0
8	Jaycee Horn	CB	6-1	200	11/26/1999	5	South Carolina	Alpharetta, Ga.	D1-21	12	12	0	1
9	Bryce Young	QB	5-10	204	7/25/2001	3	Alabama	Pasadena, Calif.	D1-23	12	12	0	1
11	Ryan Fitzgerald	K	5-11	193	8/13/2000	R	Florida State	Coolidge, Ga.	UDFA-25	13	0	0	0
11	Nic Scourton	OLB	6-3	257	8/25/2004	R	Texas A&M	Bryan, Texas	D2-25	13	4	0	0
13	Hunter Renfrow	WR	5-10	185	12/21/1995	6	Clemson	Myrtle Beach, S.C.	FA-25	6	2	0	7
14	Andy Dalton	QB	6-2	220	10/29/1987	15	TCU	Katy, Texas	FA-23	4	1	9	0
15	Jimmy Horn Jr.	WR	5-8	174	9/12/2002	R	Colorado	Sanford, Fla.	D6-25	9	0	0	4
17	Xavier Legette	WR	6-3	227	1/29/2001	2	South Carolina	Mullins, S.C.	D1-24	11	11	0	2
18	Jalen Coker	WR	6-3	213	10/30/2001	2	Holy Cross	Sterling, Va.	UDFA-24	7	2	0	0
21	Nick Scott	S	5-11	201	5/17/1995	7	Penn State	Fairfax, Va.	FA-25	13	13	0	0
22	Lathan Ransom	S	6-0	206	7/16/2002	R	Ohio State	Tucson, Ariz.	D4b-25	12	6	0	1
23	Trevor Etienne	RB	5-9	198	7/9/2004	R	Georgia	Jennings, La.	D4a-25	13	0	0	0
26	Chau Smith-Wade	CB	5-11	176	9/17/2002	2	Washington State	Denver, Colo.	D5-24	12	0	0	0
29	Akayleb Evans	CB	6-2	198	6/22/1999	4	Missouri	McKinney, Texas	WV-24 MIN	12	0	0	1
30	Chuba Hubbard	RB	6-1	210	6/11/1999	5	Oklahoma State	Alberta, Canada	D4-21	11	6	0	2
32	Trevin Wallace	LB	6-1	237	2/22/2003	2	Kentucky	Jesup, Ga.	D3-24	11	11	0	2
33	Robert Rochell	CB	6-0	195	4/26/1998	5	Central Arkansas	Shreveport, La.	FA-25 (PS-Dal.)	0	0	0	0
36	Demani Richardson	S	6-1	215	10/7/2000	2	Texas A&M	Waxahachie, Texas	UDFA-24	13	1	0	0
40	Krys Barnes	LB	6-2	229	4/21/1998	6	UCLA	Bakersfield, Calif.	FA-25	4	2	0	0
44	JJ Jensen	LB	6-2	235	1/20/1986	17	Notre Dame	Phoenix, Ariz.	TR-09 GB	13	0	0	0
48	Thomas Incoom	OLB	6-4	265	2/13/1999	3	Central Michigan	Stone Mountain, Ga.	FA-24	13	0	0	0
52	Trevis Gipson Sr.	OLB	6-4	263	6/13/1997	5	Tulsa	Cedar Hill, Texas	FA-25 (PS-SF)	5	0	0	0
53	Claudin Chereilus	LB	6-2	230	2/9/1999	3	Alcorn State	Golden Gate, Fla.	WV-23 NWJ	11	2	0	2
55	Maema Njongmeta	LB	6-0	232	9/1/2003	2	Wisconsin	Buffalo Grove, Ill.	FA-25 (PS-Cin.)	11	0	0	0
56	Christian Rozeboom	LB	6-2	237	1/30/1997	5	South Dakota State	Sioux Center, Iowa	FA-25	11	11	0	2
57	Bam Martin-Scott	LB	6-2	231	7/4/2000	R	South Carolina	Fort Wayne, Ind.	UDFA-25	13	0	0	0
60	Nick Samac	C	6-4	314	8/21/2001	2	Michigan State	Mentor, Ohio	FA-25 (PS-Bal.)	1	0	0	0
63	Austin Corbett	C	6-4	305	9/5/1995	8	Nevada	Sparks, Nev.	FA-22	9	7	0	0
64	Cade Mays	C	6-6	325	4/26/1999	4	Tennessee	Knoxville, Tenn.	FA-24	10	8	0	3
68	Damien Lewis	G	6-2	327	3/21/1997	9	LSU	Canton, Miss.	FA-24	12	12	0	1
72	Taylor Moton	T	6-5	325	8/14/1994	9	Western Michigan	Okemos, Mich.	D2b-17	12	11	0	1
74	Jake Curhan	OL	6-6	325	2/9/1998	5	California	Larkspur, Calif.	FA-25 (PS-Ariz.)	9	1	0	0
75	Jared Harrison-Hunte	DE	6-4	294	7/22/2000	R	SMU	Middle Village, N.Y.	UDFA-25	0	0	0	4
77	Yoshi Nijman	T	6-7	314	1/21/1996	4	Virginia Tech	Mapplewood, N.J.	FA-24	12	3	0	1
79	Ikem Ekwonu	T	6-4	320	10/31/2000	4	NC State	Charlotte, N.C.	D1-22	12	12	0	1
82	Tommy Tremble	TE	6-4	250	6/2/2000	5	Notre Dame	Peachtree Corners, Ga.	D3b-21	13	12	0	0
84	Mitchell Evans	TE	6-5	258	5/18/2003	R	Notre Dame	Wadsworth, Ohio	D5b-25	13	6	0	0
85	James Mitchell	TE	6-4	252	8/11/1999	3	Virginia Tech	Big Stone Gap, Va.	FA-24	4	0	0	0
87	Brycen Tremayne	WR	6-4	212	11/18/1999	1	Stanford	Los Angeles, Calif.	FA-25	12	1	0	1
92	Cam Jackson	DT	6-6	328	8/7/2002	R	Florida	Haynesville, La.	D5a-25	5	0	0	8
93	LaBryan Ray	DE	6-4	290	12/5/1997	3	Alabama	Madison, Ala.	FA-23	9	0	0	0
94	A'Shawn Robinson	DE	6-4	330	3/21/1995	10	Alabama	Fort Worth, Texas	FA-24	13	12	0	0
95	Derrick Brown	DT	6-5	320	4/15/1998	5	Auburn	Buford, Ga.	D1-20	13	13	0	0
97	Booby Brown III	DT	6-4	328	8/7/2000	5	Texas A&M	Arlington, Texas	FA-25	13	3	0	0
98	D.J. Wonnum	OLB	6-5	258	10/31/1997	6	South Carolina	Stone Mountain, Ga.	FA-24	12	11	0	1
99	Turk Wharton	DT	6-1	280	6/25/1998	6	Missouri S&T	University City, Mo.	FA-25	9	9	0	4
Injured Reserve (8)													
28	Damarri Mathis	CB	5-11	195	4/12/1999	4	Pittsburgh	Lakeland, Fla.	WV-25 DEN	0	0	0	0
31	Corey Thornton	CB	6-1	195	1/30/2001	R	Louisville	Miami, Fla.	UDFA-25	12	0	0	0
50	Robert Hunt	G	6-6	335	8/25/1996	6	Louisiana-Lafayette	Burkeville, Texas	FA-24	2	2	0	0
62	Chandler Zavala	G	6-5	325	4/21/1999	3	NC State	Boynton Beach, Fla.	D4-23	7	5	0	1
70	Brady Christensen	OL	6-6	300	9/27/1996	4	BYU	Boztfuit, Utah	D3a-21	8	4	0	0
78	Popo Aumavae	DE	6-3	315	1/15/1999	1	Oregon	Stockton, Calif.	UDFA-24	0	0	0	0
83	David Moore	WR	6-0	220	1/15/1995	7	East Central (Okla.)	Gainesville, Texas	FA-24	4	2	0	0
91	Pat Jones II	OLB	6-4	264	9/29/1998	5	Pittsburgh	Chesapeake, Va.	FA-25	4	4	0	2
Practice Squad (17)													
16	Mike White	QB	6-5	218	3/25/1995	5	Western Kentucky	Pembroke Pines, Fla.	FA-25	0	0	0	1
20	Deelay Dallas	RB	5-10	225	9/16/1998	6	Miami	Brunswick, Ga.	FA-25	3	0	0	2
25	Kalen King	CB	5-11	190	1/28/2003	1	Penn State	Detroit, Mich.	FA-25	0	0	0	0
27	Isaiah Simmons	LB	6-4	238	7/26/1998	6	Clemson	Olathe, Kan.	FA-25	0	0	0	0
34	Anthony Tyus	RB	6-1	226	3/20/2003	R	Ohio	Portage, Mich.	FA-25	0	0	0	0
35	David Long Jr.	CB	5-11	196	2/6/1998	7	Michigan	Los Angeles, Calif.	FA-25	0	0	0	0
41	Jacoby Windmon	LB	6-2	250	8/20/2001	2	Michigan State	New Orleans, La.	FA-24	0	0	0	0
45	Bryce Pierre	TE	6-5	255	1/25/2001	R	UCLA	Rancho Cucamonga, Calif.	UDFA-25	0	0	0	0
49	Jeremiah Moon	OLB	6-5	250	8/18/1998	3	Florida	Hoover, Ala.	FA-25	0	0	0	0
58	Maz Mwansa	LB	6-3	223	4/2/2004	R	Florida	Peterborough, England	FA-25	0	0	0	0
65	Ja'Tyre Carter	G	6-3	311	1/15/1999	3	Southern	White Castle, La.	FA-24	0	0	0	0
73	Brandon Walton	OL	6-5	300	3/18/1998	3	Florida Atlantic	Largo, Fla.	FA-24	3	0	0	0
78	Saahdiq Charles	G	6-4	328	7/26/1999	4	Louisiana State	Jackson, Miss.	FA-25	1	0	0	0
80	Ainias Smith	WR	5-9	176	5/31/2001	2	Texas A&M	Sugar Land, Texas	FA-25	0	0	0	0
86	Ja'seem Reed	WR	6-2	195	3/21/2003	R	San Diego	Thousand Oaks, Calif.	UDFA-25	0	0	0	0
88	Dan Chisena	WR	6-3	203	2/25/1997	5	Penn State	Downingtown, Pa.	FA-25	1	0	0	0
96	Jaden Crumedy	DT	6-5	305	7/30/2000	2	Mississippi State	Hattiesburg, Miss.	D6-24	3	0	0	5
Reserved/PUP (1)													
24	Jonathon Brooks	RB	6-0	207	7/21/2003	2	Texas	Hallettsville, Texas	D2-24	0	0	0	0

POSITIONAL ROSTER

NO.	NAME	POS.	HT.	WT.	AGE	EXP.	COLLEGE	HOMETOWN	HOW ACQ.
QUARTERBACKS (3)									
9	Young, Bryce	QB	5-10	204	24	3	Alabama	Pasadena, Calif.	D1-23
14	Dalton, Andy	QB	6-2	220	38	15	TCU	Katy, Texas	FA-23
16	White, Mike (PS)	QB	6-5	218	30	5	Western Kentucky	Pembroke Pines, Fla.	FA-25
RUNNING BACKS (6)									
5	Dowdle, Rico	RB	5-11	218	27	5	South Carolina	Asheville, N.C.	FA-25
20	Dallas, Deelay (PS)	RB	5-10	225	27	6	Miami	Brunswick, Ga.	FA-25
23	Etienne, Trevor	RB	5-9	198	21	R	Georgia	Jennings, La.	D4a-25
24	Brooks, Jonathon (R/PUP)	RB	6-0	207	22	2	Texas	Hallettsville, Texas	D2-24
30	Hubbard, Chuba	RB	6-1	210	26	5	Oklahoma State	Alberta, Canada	D4-21
34	Tys, Anthony (PS)	RB	6-1	226	22	R	Ohio	Portage, Mich.	FA-25
WIDE RECEIVERS (10)									
4	McMillan, Tetairoa	WR	6-4	219	22	R	Arizona	Waimānalo, Hawaii	D1-25
13	Renfrow, Hunter	WR	5-10	185	29	6	Clemson	Myrtle Beach, S.C.	FA-25
15	Horn Jr., Jimmy	WR	5-8	174	23	R	Colorado	Sanford, Fla.	D6-25
17	Legette, Xavier	WR	6-3	227	24	2	South Carolina	Mullins, S.C.	D1-24
18	Coker, Jalen	WR	6-3	213	24	2	Holy Cross	Sterling, Va.	UDFA-24
80	Smith, Anjias (PS)	WR	5-9	176	24	2	Texas A&M	Sugar Land, Texas	FA-25
83	Moore, David (IR)	WR	6-0	220	30	7	East Central (Okla.)	Gainesville, Texas	FA-24
86	Reed, Ja'seem (PS)	WR	6-2	195	22	R	San Diego	Thousand Oaks, Calif.	UDFA-25
87	Tremayne, Brycen	WR	6-4	212	26	1	Stanford	Los Angeles, Calif.	FA-25
88	Chisena, Dan (PS)	WR	6-3	203	28	5	Penn State	Downingtown, Pa.	FA-25
TIGHT ENDS (5)									
0	Sanders, Ja'Tavion	TE	6-4	243	22	2	Texas	Denton, Texas	D4-24
45	Pierre, Bryce (PS)	TE	6-5	255	24	R	UCLA	Rancho Cucamonga, Calif.	UDFA-25
82	Tremble, Tommy	TE	6-4	250	25	5	Notre Dame	Peachtree Corners, Ga.	D3b-21
84	Evans, Mitchell	TE	6-5	258	22	R	Notre Dame	Wadsworth, Ohio	D5-25
85	Mitchell, James	TE	6-4	252	26	3	Virginia Tech	Big Stone Gap, Va.	FA-24
OFFENSIVE LINE (14)									
50	Hunt, Robert (IR)	G	6-6	335	29	6	Louisiana-Lafayette	Burkeville, Texas	FA-24
60	Samac, Nick	C	6-4	314	24	2	Michigan State	Mentor, Ohio	FA-25 (PS-Ba.)
62	Zavala, Chandler (IR)	G	6-5	325	26	3	NC State	Boynton Beach, Fla.	D4-23
63	Corbett, Austin	C	6-4	305	20	8	Nevada	Sparks, Nev.	FA-22
65	Mays, Cade	C	6-6	325	26	4	Tennessee	Knoxville, Tenn.	FA-24
65	Carter, Ja'Tyre (PS)	G	6-3	311	26	3	Southern	White Castle, La.	FA-24
68	Lewis, Damien	G	6-2	327	28	6	LSU	Canton, Miss.	FA-24
70	Christensen, Brady (IR)	OL	6-6	300	29	4	BYU	Bountiful, Utah	D3a-21
72	Moton, Taylor	T	6-5	325	31	9	Western Michigan	Okemos, Mich.	D2b-17
73	Walton, Brandon (PS)	OL	6-5	300	27	3	Florida Atlantic	Largo, Fla.	FA-24
74	Curhan, Jake	OL	6-6	325	27	5	California	Larkspur, Calif.	FA-25 (PS-Arz.)
77	Nijman, Yosh	T	6-7	314	29	6	Virginia Tech	Maplewood, N.J.	FA-24
78	Charles, Saahdiq (PS)	G	6-4	328	26	4	Louisiana State	Jackson, Miss.	FA-25
79	Ekwonu, Ikem	T	6-4	320	25	4	NC State	Charlotte, N.C.	D1-22
LINEBACKERS (16)									
3	Umannielen, Princely	OLB	6-4	244	23	R	Mississippi	Manor, Texas	D3-25
11	Scourton, Nic	OLB	6-3	257	21	R	Texas A&M	Bryan, Texas	D2-25
27	Simmons, Isaiah (PS)	LB	6-4	238	27	6	Clemson	Olathe, Kan.	FA-25
32	Wallace, Trevin	LB	6-1	237	22	2	Kentucky	Jesup, Ga.	D3-24
40	Barnes, Krys	LB	6-2	229	27	6	UCLA	Bakersfield, Calif.	FA-25
41	Windom, Jacoby (PS)	LB	6-2	250	24	2	Michigan State	New Orleans, La.	FA-24
48	Incom, Thomas	OLB	6-4	265	26	3	Central Michigan	Stone Mountain, Ga.	FA-24
49	Moon, Jeremiah (PS)	OLB	6-5	250	27	3	Florida	Hoover, Ala.	FA-25
52	Gipson Sr., Trevis	LB	6-4	265	28	5	Tulsa	Cedar Hill, Texas	FA-25 (PS-SF)
53	Cherelus, Jacob	LB	6-2	230	26	3	Ark State	Golden Gate, Fla.	WW-23 ARJ
55	Njongmeta, Maema	LB	6-0	232	22	2	Wisconsin	Buffalo Grove, Ill.	FA-25 (PS-Cin.)
56	Rozeboom, Christian	LB	6-2	237	28	5	South Dakota State	Sioux Center, Iowa	FA-25
57	Martin-Scott, Bam	LB	6-2	231	25	R	South Carolina	Fort Wayne, Ind.	UDFA-25
58	Mwansa, Maz (PS)	LB	6-3	223	21	R	Peterborough, England	Peterborough, England	FA-25
91	Jones II, Pat (IR)	OLB	6-4	264	27	5	Pittsburgh	Chesapeake, Va.	FA-25
98	Wonnum, D.J.	OLB	6-5	258	28	6	South Carolina	Stone Mountain, Ga.	FA-24
DEFENSIVE BACKS (13)									
2	Jackson, Mike	CB	6-1	212	28	4	Miami (Fla.)	Birmingham, Ala.	TR-24 SEA
7	Moehrig, Tre'von	S	6-2	202	26	5	TCU	Spring Branch, Texas	FA-25
8	Horn, Jaycee	CB	6-1	200	26	5	South Carolina	Alpharetta, Ga.	D1-21
21	Scott, Nick	S	5-11	201	30	7	Penn State	Fairfax, Va.	FA-25
22	Ransom, Lathan	S	6-0	206	23	R	Ohio State	Tuscon, Ariz.	D4b-25
25	King, Kalen (PS)	CB	5-11	190	22	1	Penn State	Detroit, Mich.	FA-25
26	Smith-Wade, Chau	CB	5-11	176	23	2	Washington State	Denver, Colo.	D5-24
28	Mathis, Damari (IR)	CB	5-11	195	26	4	Pittsburgh	Lakeland, Fla.	WW-25 DEN
29	Evans, Akayleb	CB	6-2	198	26	4	Missouri	McKinney, Texas	WW-24 MIN
31	Thornton, Corey (IR)	CB	6-1	195	24	R	Louisville	Miami, Fla.	UDFA-25
33	Rochell, Robert	CB	6-0	195	27	5	Central Arkansas	Fort Worth, Texas	FA-24
35	Long Jr., David (PS)	CB	5-11	196	27	7	Michigan	Shreveport, La.	FA-25 (PS-Ba.)
36	Richardson, Demani	S	6-1	215	25	2	Texas A&M	Los Angeles, Calif.	FA-25
DEFENSIVE LINE (9)									
75	Harrison-Hunte, Jared	DE	6-4	294	25	R	SMU	Middle Village, N.Y.	UDFA-25
78	Aumavae, Popo (IR)	DE	6-3	315	26	1	Oregon	Stockton, Calif.	UDFA-24
82	Jackson, Cam	DT	6-6	328	23	R	Florida	Haynesville, La.	D5a-25
93	Ray, LaBryan	DE	6-4	290	28	3	Alabama	Madison, Ala.	FA-23
94	Robinson, A Shawn	DE	6-4	330	30	10	Auburn	Fort Worth, Texas	FA-24
95	Brown, Derrick	DT	6-5	320	27	5	Alabama	Buford, Ga.	D1-20
96	Crumedy, Jaden (PS)	DT	6-5	305	25	2	Mississippi State	Hattiesburg, Miss.	D6-24
97	Brown III, Bobby	DT	6-4	328	25	5	Texas A&M	Arlington, Texas	FA-25
99	Wharton, Turk	DT	6-1	280	27	6	Missouri S&T	University City, Mo.	FA-25
SPECIALISTS (3)									
6	Martin, Sam	P	6-1	211	35	13	Appalachian State	Fayetteville, Ga.	FA-25
10	Fitzgerald, Ryan	K	5-11	193	25	R	Florida State	Coolidge, Ga.	UDFA-25
44	Jansen, JJ	LS	6-2	235	39	17	Notre Dame	Phoenix, Ariz.	TR-09 GB

HOW BUILT

YEAR	DRAFTEES (19)	FREE AGENTS (18)	COLLEGE FREE AGENTS (5)	TRADES/WAIVERS (4)	PRACTICE SQUAD (5)
2009				LS JJ Jansen (TR-09 GB)	
2017	T Taylor Moton (2)				
2020	DT Derrick Brown (1)				
2021	CB Jaycee Horn (1) TE Tommy Tremble (3) RB Chuba Hubbard (4)				
2022	T Ikem Ekwonu (1)	C Austin Corbett (FA-22)			
2023	QB Bryce Young (1)	QB Andy Dalton (FA-23) DE LaBryan Ray (FA-23)		LB Claudin Cherelus (WV-23 NYJ)	
2024	WR Xavier Legette (1) LB Trevin Wallace (3) TE Ja'Tavion Sanders (4) CB Chau Smith-Wade (5)	OLB Thomas Incoom (FA-24) G Damien Lewis (FA-24) C Cade Mays (FA-24) T Yosh Nijman (FA-24) DE A'Shawn Robinson (FA-24) OLB D.J. Wonnum (FA-24)	WR Jalen Coker (UDFA-24) S Demani Richardson (UDFA-24)	CB Akayleb Evans (WV-24 MIN) CB Mike Jackson (TR-24 SEA)	
2025	WR Tetairoa McMillan (1) OLB Nic Scourton (2) OLB Princely Umanmielen (3) RB Trevor Etienne (4a) S Lathan Ransom (4b) DT Cam Jackson (5a) TE Mitchell Evans (5b) WR Jimmy Horn Jr. (6)	LB Krys Barnes (FA-25) RB Rico Dowdle (FA-25) P Sam Martin (FA-25) S Tre'von Moehrig (FA-25) WR Hunter Renfrow (FA-25) LB Christian Rozeboom (FA-25) S Nick Scott (FA-25) WR Brycen Tremayne (FA-25) DT Turk Wharton (FA-25)	K Ryan Fitzgerald (UDFA-25) DE Jared Harrison-Hunte (UDFA-25) LB Bam Martin-Scott (UDFA-25)		OL Jake Curhan (FA-25 PS-Arz.) OLB Trevis Gipson Sr. (FA-25 PS-SF) LB Maema Njongmeta (FA-25 PS-Cin.) CB Robert Rochell (FA-25 PS-Dal.) C Nick Samac (FA-25 PS-Bal.)

TRANSACTIONS

DATE	POS	NAME	TRANSACTION	DATE	POS	NAME	TRANSACTION
4-Dec	CB	Kalen King	Signed/Practice Squad	28-Aug	DT	Jaden Crumedy	Signed/Practice Squad
2-Dec	CB	Kalen King	Waived	28-Aug	CB	Shemar Bartholomew	Released/Practice Squad
29-Nov	G	Chandler Zavala	Placed on Reserve/Injured	28-Aug	WR	Ainias Smith	Signed/Practice Squad
29-Nov	CB	Kalen King	Signed/Active Roster	28-Aug	QB	Hendon Hooker	Signed/Practice Squad
26-Nov	LB	Krys Barnes	Signed/Active Roster	27-Aug	G	Brandon Walton	Signed/Practice Squad
26-Nov	CB	Robert Rochell	Signed/Active Roster	27-Aug	S	Trevian Thomas	Signed/Practice Squad
26-Nov	CB	David Long	Signed/Practice Squad	27-Aug	OL	Michael Tarquin	Signed/Practice Squad
26-Nov	CB	Corey Thornton	Placed on Reserve/Injured	27-Aug	DT	Sam Roberts	Signed/Practice Squad
25-Nov	LB	Isaiah Simmons	Signed/Practice Squad	27-Aug	CB	Mike Reid	Signed/Practice Squad
25-Nov	S	Trevian Thomas	Released/Practice Squad	27-Aug	WR	Ja'seem Reed	Signed/Practice Squad
19-Nov	LB	Jacoby Windmon	Signed/Practice Squad	27-Aug	TE	Bryce Pierre	Signed/Practice Squad
18-Nov	S	Israel Mukuamu	Released/Practice Squad	27-Aug	LB	Maz Mwansa	Signed/Practice Squad
11-Nov	QB	Mike White	Signed/Practice Squad	27-Aug	OL	Jarrett Kingston	Signed/Practice Squad
8-Nov	DT	Jared Harrison-Hunte	Signed/Active Roster	27-Aug	DE	Jared Harrison-Hunte	Signed/Practice Squad
8-Nov	QB	Mike White	Waived	27-Aug	OLB	Boogie Basham	Signed/Practice Squad
4-Nov	G	Ja'Tyre Carter	Signed/Practice Squad	27-Aug	CB	Shemar Bartholomew	Signed/Practice Squad
4-Nov	RB	DeeJay Dallas	Signed/Practice Squad	27-Aug	LB	Krys Barnes	Signed/Practice Squad
4-Nov	S	Israel Mukuamu	Signed/Practice Squad	27-Aug	DT	Jaden Crumedy	Waived
4-Nov	OLB	Boogie Basham	Released/Practice Squad	27-Aug	WR	Dalevon Campbell	Claimed off waivers
4-Nov	QB	Hendon Hooker	Released/Practice Squad	27-Aug	CB	Damarri Mathis	Claimed off waivers
4-Nov	OL	Michael Tarquin	Released/Practice Squad	27-Aug	WR	Adam Thielen	Traded to Minnesota Vikings
1-Nov	G	Chandler Zavala	Activated from Reserve/Injured	26-Aug	DE	LaBryan Ray	Designated to Return from Reserve/Injured
1-Nov	RB	DeeJay Dallas	Released/Practice Squad	26-Aug	DE	LaBryan Ray	Placed on Reserve/Injured
30-Oct	OL	Brady Christensen	Placed on Reserve/Injured	26-Aug	G	Ja'Tyre Carter	Waived/Injured
30-Oct	QB	Mike White	Signed/Active Roster	26-Aug	RB	Raheem Blackshear	Waived/Injury Settlement
30-Oct	DT	Jaden Crumedy	Signed/Practice Squad	26-Aug	G	Brandon Walton	Waived
29-Oct	G	Chandler Zavala	Designated for Return from Reserve/Injured	26-Aug	S	Trevian Thomas	Waived
28-Oct	DT	Jaden Crumedy	Waived	26-Aug	OL	Michael Tarquin	Waived
28-Oct	OLB	Trevis Gipson	Signed/Active Roster	26-Aug	DE	Sam Roberts	Waived
28-Oct	CB	Mike Reid	Released/Practice Squad	26-Aug	DB	Mike Reid	Waived
28-Oct	OL	Michael Tarquin	Signed/Practice Squad	26-Aug	WR	Ja'seem Reed	Waived
21-Oct	CB	Keion Cossen	Released/Practice Squad	26-Aug	TE	Bryce Pierre	Waived
21-Oct	OL	Michael Tarquin	Released/Practice Squad	26-Aug	LB	Maz Mwansa	Waived
21-Oct	OLB	Jeremiah Moon	Signed/Practice Squad	26-Aug	OL	Jarrett Kingston	Waived
21-Oct	QB	Mike White	Signed/Practice Squad	26-Aug	DT	Jared Harrison-Hunte	Waived
18-Oct	WR	Jalen Coker	Activated from Reserve/Injured	26-Aug	CB	Shemar Bartholomew	Waived
18-Oct	C	Austin Corbett	Activated from Reserve/Injured	26-Aug	DT	Shy Tuttle	Released
18-Oct	OLB	Pat Jones II	Placed on Reserve/Injured	26-Aug	LB	Jon Rhattigan	Released
15-Oct	S	Trevian Thomas	Signed/Practice Squad	26-Aug	WR	Hunter Renfrow	Released
15-Oct	C	Austin Corbett	Designated for Return from Reserve/Injured	26-Aug	LB	Boogie Basham	Released
14-Oct	OL	Darrian Dalcourt	Released/Practice Squad	26-Aug	LB	Krys Barnes	Released
14-Oct	S	Trevian Thomas	Waived	25-Aug	TE	Tyler Mabry	Released/Injury Settlement
8-Oct	WR	Jalen Coker	Designated to Return from Reserve/Injured	25-Aug	K	Matthew Wright	Released
7-Oct	CB	Keion Cossen	Signed/Practice Squad	25-Aug	LB	Jacoby Windmon	Waived
7-Oct	G	Darrian Dalcourt	Signed/Practice Squad	25-Aug	OLB	J.J. Weaver	Waived
7-Oct	S	Israel Mukuamu	Released/Practice Squad	25-Aug	CB	Tre Swilling	Waived
7-Oct	T	Aiden Williams	Released/Practice Squad	25-Aug	QB	Jack Plummer	Waived
4-Oct	DE	LaBryan Ray	Activated from Reserve/Injured	25-Aug	QB	Bryce Perkins	Waived
1-Oct	WR	David Moore	Placed on Reserve/Injured	25-Aug	RB	Kay/Ron Lynch-Adams	Waived
1-Oct	G	Chandler Zavala	Placed on Reserve/Injured	25-Aug	WR	T.J. Luther	Waived
1-Oct	OL	Jake Curhan	Signed/Active Roster	25-Aug	OL	Steven Losoya	Waived
1-Oct	RB	DeeJay Dalals	Signed/Active Roster	25-Aug	OL	Luke Kandra	Waived
1-Oct	DB	Trevin Thomas	Signed/Active Roster	25-Aug	WR	Kobe Hudson	Waived
1-Oct	G	Saahdiq Charles	Signed/Practice Squad	25-Aug	S	Jack Henderson	Waived
1-Oct	RB	Anthony Tyus	Signed/Practice Squad	25-Aug	S	Isaac Gifford	Waived
1-Oct	T	Aiden Williams	Signed/Practice Squad	25-Aug	WR	Jacoby George	Waived
30-Sep	WR	Dalevon Campbell	Waived/Injured	25-Aug	CB	Mello Dotson	Waived
30-Sep	OLB	D.J. Johnson	Waived	25-Aug	TE	Dominique Dafney	Waived
23-Sep	WR	Dan Chisena	Signed/Practice Squad	25-Aug	CB	JaTravis Broughton	Waived
23-Sep	DT	Tommy Akingbesote	Released/Practice Squad	25-Aug	RB	Emani Bailey	Waived
16-Sep	C	Nick Samac	Signed	21-Aug	TE	Tommy Tremble	Activated off Active/PUP
16-Sep	LB	Maema Njongmeta	Signed	18-Aug	QB	Bryce Perkins	Signed
16-Sep	G	Robert Hunt	Placed on Reserve/Injured	18-Aug	TE	Tyler Mabry	Placed on Reserve/Injured
16-Sep	C	Austin Corbett	Placed on Reserve/Injured	3-Aug	LB	Krys Barnes	Signed
8-Sep	S	Israel Mukuamu	Signed/Practice Squad	3-Aug	LB	Tuasivi Nomura	Waived
8-Sep	DT	Tommy Akingbesote	Signed/Practice Squad	29-Jul	WR	Ja'seem Reed	Signed
6-Sep	DT	Jaden Crumedy	Signed to Active Roster	29-Jul	WR	Dan Chisena	Released/Injury Settlement
6-Sep	CB	Damarri Mathis	Placed on Reserve/Injured	25-Jul	OLB	J.J. Weaver	Signed
30-Aug	WR	Hunter Renfrow	Signed	25-Jul	CB	Amare Barno	Waived
30-Aug	WR	Jalen Coker	Placed on Reserve/Injured	25-Jul	CB	Mello Dotson	Signed
28-Aug	CB	Kalen King	Signed/Practice Squad	25-Jul	CB	M.J. Devonshire	Waived/Injured
28-Aug	RB	DeeJay Dallas	Signed/Practice Squad	23-Jul	CB	Tre Swilling	Signed
				23-Jul	QB	Ethan Garbers	Waived
				22-Jul	TE	Tyler Mabry	Signed

TRANSACTIONS

DATE	POS	NAME	TRANSACTION	DATE	POS	NAME	TRANSACTION
22-Jul	DT	Bobby Brown III	Placed on Active/NF	12-Mar	OLB	Patrick Jones II	Agreed to terms
22-Jul	LB	Josey Jewell	Released	12-Mar	DT	Bobby Brown III	Agreed to terms
21-Jul	P	Sam Martin	Placed on Active/NF	12-Mar	DT	Turk Wharton	Agreed to terms
21-Jul	WR	Dan Chisena	Placed on Active/PUP	11-Mar	P	Sam Martin	Agreed to terms
21-Jul	TE	Tommy Tremble	Placed on Active/PUP	11-Mar	OL	Brady Christensen	Agreed to terms
20-May	WR	T.J. Luther	Signed	11-Mar	RB	Miles Sanders	Released
20-May	WR	Moose Muhammad III	Waived/Injured Prior to 53	10-Mar	CB	Mike Jackson	Agreed to terms
9-May	OLB	Kenny Dyson	Waived	8-Mar	TE	Tommy Tremble	Agreed to terms
8-May	CB	JaTravis Broughton	Signed/UDFA	8-Mar	C	Austin Corbett	Agreed to terms
8-May	K	Ryan Fitzgerald	Signed/UDFA	7-Mar	DE	LaBryan Ray	Tendered
8-May	QB	Ethan Garbers	Signed/UDFA	7-Mar	C	Cade Mays	Tendered
8-May	WR	Jacoby George	Signed/UDFA	21-Feb	CB	Dane Jackson	Released
8-May	S	Isaac Gifford	Signed/UDFA	11-Feb	K	Matthew Wright	Signed/Reserve Future
8-May	S	Jack Henderson	Signed/UDFA	3-Feb	WR	Brycen Tremayne	Signed/Reserve Future
8-May	WR	Kobe Hudson	Signed/UDFA	24-Jan	DT	Jerrold Clark	Signed/Reserve Future
8-May	DE	Jared Harrison-Hunte	Signed/UDFA	21-Jan	OLB	Boogie Basham	Signed/Reserve Future
8-May	OL	Luke Kandra	Signed/UDFA	21-Jan	TE	James Mitchell	Signed/Reserve Future
8-May	OL	Steven Losoya	Signed/UDFA	6-Jan	RB	Emari Bailey	Signed/Reserve Future
8-May	RB	Kay/Ron Lynch-Adams	Signed/UDFA	6-Jan	OLB	Thomas Incoom	Signed/Reserve Future
8-May	LB	Bam Martin-Scott	Signed/UDFA	6-Jan	OLB	Kenny Dyson	Signed/Reserve Future
8-May	WR	Moose Muhammad III	Signed/UDFA	6-Jan	T	Brandon Walton	Signed/Reserve Future
8-May	LB	Tuasivi Nomura	Signed/UDFA	6-Jan	G	Ja'Tyre Carter	Signed/Reserve Future
8-May	TE	Bryce Pierre	Signed/UDFA	6-Jan	C	Andrew Raym	Signed/Reserve Future
8-May	CB	Mike Reid	Signed/UDFA	6-Jan	TE	Dominique Dafney	Signed/Reserve Future
8-May	OL	Michael Tarquin	Signed/UDFA	6-Jan	WR	Dax Milne	Signed/Reserve Future
8-May	S	Trevian Thomas	Signed/UDFA	6-Jan	WR	T.J. Luther	Signed/Reserve Future
8-May	CB	Corey Thornton	Signed/UDFA	6-Jan	TE	Jordan Matthews	Signed/Reserve Future
8-May	RB	Jonathon Brooks	Placed on Reserve/PUP				
8-May	DT	Jerrold Clark	Waived				
8-May	C	Andrew Raym	Waived				
8-May	WR	T.J. Luther	Waived				
8-May	WR	Dax Milne	Released				
8-May	OLB	Jadeveon Clowney	Released				
8-May	TE	Jordan Matthews	Released				
8-May	TE	Colin Granger	Waived/Injury Settlement				
8-May	DE	Popo Aumavae	Waived/Injured Prior to 53				
30-Apr	OLB	Maz Mwansa	Signed/IPP				
28-Apr	CB	M.J. Devonshire	Claimed off waivers				
27-Apr	WR	Hunter Renfrow	Agreed to terms				
26-Apr	WR	Jimmy Horn Jr.	Drafted 208th overall				
26-Apr	TE	Mitchell Evans	Drafted 163rd overall				
26-Apr	DT	Cam Jackson	Drafted 140th overall				
26-Apr	S	Lathan Ransom	Drafted 122nd overall				
26-Apr	RB	Trevor Etienne	Drafted 114th overall				
25-Apr	OLB	Princely Umanmielen	Drafted 77th overall				
25-Apr	OLB	Nic Scourton	Drafted 51st overall				
24-Apr	WR	Tetairoa McMillan	Drafted eighth overall				
7-Apr	TE	Colin Granger	Signed				
1-Apr	RB	Raheem Blackshear	Agreed to terms				
22-Mar	S	Nick Scott	Agreed to terms				
18-Mar	WR	David Moore	Agreed to terms				
14-Mar	CB	Jaycee Horn	Signed contract extension				
12-Mar	RB	Rico Dowdle	Agreed to terms				
12-Mar	WR	Dan Chisena	Agreed to terms				
12-Mar	LB	Christian Rozeboom	Agreed to terms				
12-Mar	S	Tre'von Moehrig	Agreed to terms				

GAME-BY-GAME STARTERS

2025 REGULAR SEASON																
OFFENSE																
DATE	OPPONENT	WR	WR	TE	TE	LT	LG	C	RG	RT	TE	TE	WR	WR	QB	RB
9/7	at Jacksonville	<u>T. McMillan</u>	--	J. Sanders	--	Y. Nijman	D. Lewis	A. Corbett	R. Hunt	T. Moton	T. Tremble	--	X. Legette	--	B. Young	C. Hubbard
9/14	at Arizona	<u>T. McMillan</u>	--	J. Sanders	--	I. Ekwonu	D. Lewis	A. Corbett	R. Hunt	T. Moton	T. Tremble	--	X. Legette	--	B. Young	C. Hubbard
9/21	Atlanta	<u>T. McMillan</u>	--	--	--	I. Ekwonu	D. Lewis	C. Mays	C. Zavala	T. Moton	J. Sanders	--	B. Tremayne	D. Moore	B. Young	C. Hubbard
9/28	at New England	H. Renfrow	D. Moore	T. Tremble	--	I. Ekwonu	D. Lewis	C. Mays	C. Zavala	T. Moton	--	--	<u>T. McMillan</u>	--	B. Young	C. Hubbard
10/5	Miami	X. Legette	H. Renfrow	--	--	I. Ekwonu	D. Lewis	C. Mays	B. Christensen	T. Moton	T. Tremble	--	<u>T. McMillan</u>	--	B. Young	R. Dowdle
10/12	Dallas	X. Legette	--	T. Tremble	<u>M. Evans</u>	I. Ekwonu	D. Lewis	C. Mays	B. Christensen	Y. Nijman	--	--	<u>T. McMillan</u>	--	B. Young	R. Dowdle
10/19	at N.Y. Jets	<u>T. McMillan</u>	--	--	--	I. Ekwonu	A. Corbett	C. Mays	B. Christensen	T. Moton	<u>M. Evans</u>	T. Tremble	X. Legette	--	B. Young	C. Hubbard
10/26	Buffalo	X. Legette	--	--	<u>M. Evans</u>	I. Ekwonu	D. Lewis	C. Mays	B. Christensen	T. Moton	T. Tremble	--	<u>T. McMillan</u>	--	A. Dalton	C. Hubbard
11/2	at Green Bay	<u>T. McMillan</u>	J. Coker	--	--	I. Ekwonu	D. Lewis	A. Corbett	C. Zavala	Y. Nijman	T. Tremble	--	X. Legette	--	B. Young	R. Dowdle
11/9	New Orleans	--	<u>T. McMillan</u>	<u>M. Evans</u>	--	I. Ekwonu	D. Lewis	C. Mays	A. Corbett	T. Moton	T. Tremble	--	X. Legette	--	B. Young	R. Dowdle
11/16	at Atlanta	<u>T. McMillan</u>	--	--	--	I. Ekwonu	D. Lewis	C. Mays	C. Zavala	T. Moton	<u>M. Evans</u>	T. Tremble	X. Legette	--	B. Young	R. Dowdle
11/24	at San Francisco	X. Legette	J. Coker	--	T. Tremble	I. Ekwonu	D. Lewis	A. Corbett	C. Zavala	T. Moton	--	--	<u>T. McMillan</u>	--	B. Young	R. Dowdle
11/30	L.A. Rams	<u>T. McMillan</u>	--	--	--	I. Ekwonu	D. Lewis	A. Corbett	J. Curhan	T. Moton	<u>M. Evans</u>	T. Tremble	X. Legette	--	B. Young	R. Dowdle
12/14		--	--	--	--	--	--	--	--	--	--	--	--	--	--	--
12/21		--	--	--	--	--	--	--	--	--	--	--	--	--	--	--
12/27		--	--	--	--	--	--	--	--	--	--	--	--	--	--	--
1/4		--	--	--	--	--	--	--	--	--	--	--	--	--	--	--

2025 REGULAR SEASON															
DEFENSE															
DATE	OPPONENT	OLB	DT	DE	DE	DT	OLB	LB	LB	CB	CB	CB	S	S	S
9/7	at Jacksonville	P. Jones II	--	A. Robinson	D. Brown	T. Wharton	--	T. Wallace	C. Razeboom	M. Jackson	J. Horn	C. Smith-Wade	T. Moehrig	N. Scott	--
9/14	at Arizona	D. Wonnum	--	A. Robinson	D. Brown	B. Brown III	P. Jones II	T. Wallace	C. Razeboom	M. Jackson	J. Horn	--	T. Moehrig	N. Scott	--
9/21	Atlanta	D. Wonnum	--	A. Robinson	D. Brown	--	<u>N. Scourton</u>	T. Wallace	C. Razeboom	M. Jackson	J. Horn	C. Smith-Wade	T. Moehrig	N. Scott	--
9/28	at New England	<u>N. Scourton</u>	--	A. Robinson	D. Brown	T. Wharton	--	T. Wallace	C. Razeboom	M. Jackson	J. Horn	--	N. Scott	T. Moehrig	<u>L. Ransom</u>
10/5	Miami	D. Wonnum	--	D. Brown	A. Robinson	B. Brown III	P. Jones II	T. Wallace	C. Razeboom	M. Jackson	J. Horn	--	N. Scott	T. Moehrig	--
10/12	Dallas	D. Wonnum	B. Brown III	A. Robinson	D. Brown	--	P. Jones II	T. Wallace	C. Razeboom	M. Jackson	J. Horn	--	N. Scott	T. Moehrig	--
10/19	at N.Y. Jets	--	--	D. Brown	A. Robinson	T. Wharton	D. Wonnum	T. Wallace	C. Razeboom	M. Jackson	J. Horn	--	N. Scott	T. Moehrig	<u>L. Ransom</u>
10/26	Buffalo	D. Wonnum	T. Wharton	A. Robinson	D. Brown	--	--	T. Wallace	C. Razeboom	M. Jackson	J. Horn	--	N. Scott	T. Moehrig	<u>L. Ransom</u>
11/2	at Green Bay	--	T. Wharton	A. Robinson	D. Brown	--	D. Wonnum	T. Wallace	C. Razeboom	M. Jackson	J. Horn	--	N. Scott	T. Moehrig	<u>L. Ransom</u>
11/9	New Orleans	D. Wonnum	--	--	D. Brown	T. Wharton	<u>N. Scourton</u>	T. Wallace	C. Razeboom	M. Jackson	J. Horn	C. Smith-Wade	T. Moehrig	N. Scott	--
11/16	at Atlanta	D. Wonnum	--	D. Brown	A. Robinson	T. Wharton	<u>N. Scourton</u>	C. Razeboom	C. Cherelus	M. Jackson	J. Horn	--	T. Moehrig	N. Scott	--
11/24	at San Francisco	D. Wonnum	T. Wharton	A. Robinson	D. Brown	--	--	K. Barnes	C. Cherelus	M. Jackson	J. Horn	--	<u>L. Ransom</u>	T. Moehrig	N. Scott
11/30	L.A. Rams	D. Wonnum	T. Wharton	A. Robinson	D. Brown	--	--	K. Barnes	T. Wallace	M. Jackson	C. Smith-Wade	--	<u>L. Ransom</u>	N. Scott	D. Richardson
12/14		--	--	--	--	--	--	--	--	--	--	--	--	--	--
12/21		--	--	--	--	--	--	--	--	--	--	--	--	--	--
12/27		--	--	--	--	--	--	--	--	--	--	--	--	--	--
1/4		--	--	--	--	--	--	--	--	--	--	--	--	--	--

Rookies underlined.

PLAYER PARTICIPATION

	2025 REGULAR SEASON CAROLINA PANTHERS PLAYER PARTICIPATION																				
PLAYERS	AT JAX	AT ARI	ATL	AT NE	MIA	DAL	AT NYJ	BUF	AT GB	NO	AT ATL	AT SF	LAR	12/14	12/21	12/27	1/4	6P	GS	DNP	IN
Papo Aumavee	IR	IR	IR	IR	IR	IR	IR	IR	IR	IR	IR	IR	IR	-	-	-	-	0	0	0	0
Krys Barnes	PS	PS	PS	PS	P	PS	PS	PS	PS	PS	P	LB	LB	-	-	-	-	4	2	0	0
Jonathan Brooks	R/PUP	R/PUP	R/PUP	R/PUP	R/PUP	R/PUP	R/PUP	R/PUP	R/PUP	R/PUP	R/PUP	R/PUP	R/PUP	-	-	-	-	0	0	0	0
Derrick Brown	DE	DE	DE	DE	DE	DE	DE	DE	DE	DE	DE	DE	DE	-	-	-	-	13	13	0	0
Bobby Brown III	P	DE	P	P	DT	DE	P	P	P	P	P	P	P	-	-	-	-	13	3	0	0
Dalevon Campbell	N	N	P	P	-	-	-	-	-	-	-	-	-	-	-	-	-	2	0	0	2
Ja'Tyre Carter	-	-	-	-	-	-	-	-	-	PS	PS	PS	PS	-	-	-	-	0	0	0	0
Saahdiq Charles	-	-	-	-	PS	PS	PS	PS	PS	PS	PS	PS	P	-	-	-	-	1	0	0	0
Claudin Chelulus	P	P	P	P	N	P	P	P	P	P	LB	LB	N	-	-	-	-	11	2	0	2
Dan Chisena	-	-	-	PS	PS	PS	PS	PS	PS	P	PS	PS	PS	-	-	-	-	1	0	0	0
Brady Christensen	P	P	P	P	RG	RG	RG	RG	IR	IR	IR	IR	IR	-	-	-	-	8	4	0	0
Jalen Coker	IR	IR	IR	IR	IR	IR	P	P	WR	P	P	WR	P	-	-	-	-	7	2	0	0
Austin Corbett	C	C	IR	IR	IR	IR	LG	P	C	RG	P	LG	LG	-	-	-	-	9	7	0	0
Keion Crossen	-	-	-	-	-	P	PS	-	-	-	-	-	-	-	-	-	-	1	0	0	0
Jaden Crumedy	P	P	P	N	N	N	N	N	PS	PS	PS	PS	PS	-	-	-	-	3	0	0	5
Jake Curhan	-	-	-	-	P	P	P	P	P	P	P	P	P	RG	-	-	-	9	1	0	0
DeeJay Dallas	PS	PS	PS	PS	P	P	N	N	-	PS	PS	P	PS	-	-	-	-	3	0	0	2
Amey Dalton	DNP	P	P	P	DNP	DNP	P	QB	DNP	DNP	DNP	DNP	DNP	-	-	-	-	4	1	9	0
Rico Dowdle	P	LT	P	P	RB	RB	P	P	RB	RB	RB	RB	RB	-	-	-	-	13	7	0	0
Ikem Ekwonu	A	LT	LT	LT	LT	LT	LT	LT	LT	LT	LT	LT	LT	-	-	-	-	12	12	0	1
Trevon Etienne	P	P	P	P	P	P	P	P	P	P	P	P	P	-	-	-	-	13	0	0	0
Akaylel Evans	P	P	P	P	P	N	P	P	P	P	P	P	P	-	-	-	-	12	0	0	1
Mitchell Evans	P	P	P	P	P	TE	TE	TE	P	TE	TE	P	TE	-	-	-	-	13	6	0	0
Ryan Fitzgerald	P	P	P	P	P	P	P	P	P	P	P	P	P	-	-	-	-	13	0	0	0
Trevin Gipson Sr.	-	-	-	-	-	-	-	-	-	N	N	P	P	-	-	-	-	5	0	0	0
Jared Harrison-Hunte	PS	PS	PS	PS	PS	PS	PS	PS	PS	N	N	N	N	-	-	-	-	0	0	0	4
Hendon Hooker	-	-	-	-	-	-	-	DNP	-	-	-	-	-	-	-	-	-	0	0	1	0
Jaycee Horn	CB	CB	CB	CB	CB	CB	CB	CB	CB	CB	CB	CB	CB	N	-	-	-	12	12	0	1
Jimmy Horn Jr.	N	N	N	N	P	P	P	P	P	P	P	P	P	-	-	-	-	9	0	0	4
Chuba Hubbard	RB	RB	RB	RB	N	N	RB	RB	P	P	P	P	P	-	-	-	-	11	6	0	2
Robert Hunt	RG	RG	IR	IR	IR	IR	IR	IR	IR	IR	IR	IR	IR	IR	-	-	-	2	2	0	0
Thomas Incom	P	P	P	P	P	P	P	P	P	P	P	P	P	-	-	-	-	13	0	0	0
Cam Jackson	N	P	P	P	P	P	N	N	N	N	N	N	N	-	-	-	-	5	0	0	8
Mike Jackson	CB	CB	CB	CB	CB	CB	CB	CB	CB	CB	CB	CB	CB	-	-	-	-	13	13	0	0
JJ Jansen	P	P	P	P	P	P	P	P	P	P	P	P	P	-	-	-	-	13	0	0	0
D.J. Johnson	P	P	P	P	-	-	-	-	-	-	-	-	-	-	-	-	-	4	0	0	0
Pat Jones II	OLB	OLB	N	N	OLB	OLB	Active	IR	IR	IR	IR	IR	IR	-	-	-	-	4	4	0	2
Kalen King	-	-	-	-	PS	-	-	-	-	-	-	-	-	-	-	-	-	0	0	0	0
Jarrett Kingston	PS	PS	PS	PS	PS	PS	PS	PS	PS	PS	PS	PS	PS	-	-	-	-	0	0	0	0
Xavier Legette	WR	WR	N	N	WR	WR	WR	WR	WR	WR	WR	WR	WR	-	-	-	-	11	11	0	2
Damien Lewis	LG	LG	LG	LG	LG	LG	N	LG	LG	LG	LG	LG	LG	-	-	-	-	12	12	0	1
Bam Martin-Scott	P	P	P	P	P	P	P	P	P	P	P	P	P	-	-	-	-	13	0	0	0
Sam Martin	P	P	P	P	P	P	P	P	P	P	P	P	P	-	-	-	-	13	0	0	0
Damarri Mathis	-	-	-	-	-	-	-	-	-	-	-	IR	-	-	-	-	-	0	0	0	0
Cade Mays	P	P	C	C	C	C	C	C	C	C	C	N	N	-	-	-	-	10	8	0	3
Tetairoa McMillan	WR	WR	WR	WR	WR	WR	WR	WR	WR	WR	WR	WR	WR	-	-	-	-	13	13	0	0
James Mitchell	N	N	N	P	P	P	N	N	N	N	N	N	N	-	-	-	-	4	0	0	9
T'revon Moehrig	S	S	S	S	S	S	S	S	S	S	S	S	R/SUS	-	-	-	-	12	12	0	0
David Moore	P	P	WR	WR	IR	IR	IR	IR	IR	IR	IR	IR	IR	-	-	-	-	4	2	0	0
Taylor Moton	RT	RT	RT	RT	RT	N	RT	RT	P	RT	RT	RT	RT	-	-	-	-	12	11	0	1
Israel Mukuamu	-	-	-	-	-	-	-	-	-	-	PS	-	-	-	-	-	-	0	0	0	0
Maz Mwansa	PS	PS	PS	PS	PS	PS	PS	PS	PS	PS	PS	PS	PS	-	-	-	-	0	0	0	0
Yosh Nijman	RT	N	P	P	P	RT	P	P	RT	P	P	P	P	-	-	-	-	12	3	0	1
Maema Nongmeta	-	-	P	P	P	P	P	P	P	P	P	P	P	-	-	-	-	11	0	0	0
Bryce Pierre	PS	PS	PS	PS	PS	PS	PS	PS	PS	PS	PS	PS	PS	-	-	-	-	0	0	0	0
Lathan Ransom	P	P	P	S	P	P	S	S	S	P	N	S	S	-	-	-	-	12	6	0	1
LaBryan Ray	IRD	IRD	IRD	IRD	P	P	P	P	P	P	P	P	P	-	-	-	-	9	0	0	0
Ja'Sean Reed	PS	PS	PS	PS	PS	PS	PS	PS	PS	PS	PS	PS	PS	-	-	-	-	0	0	0	0
Mike Reid	PS	PS	PS	PS	PS	PS	PS	PS	-	-	-	-	-	-	-	-	-	0	0	0	0
Hunter Renfrow	P	P	P	WR	WR	P	N	N	N	N	N	N	N	-	-	-	-	6	2	0	7
Demari Richardson	P	P	P	P	P	P	P	P	P	P	P	P	S	-	-	-	-	13	1	0	0
A'Shawn Robinson	DT	DT	DT	DE	DE	DT	DE	DT	DE	P	DT	DT	DT	-	-	-	-	13	12	0	0
Christian Roseboom	LB	LB	LB	LB	LB	LB	LB	LB	LB	LB	LB	LB	N	-	-	-	-	11	11	0	2
Nick Samac	-	-	-	-	-	-	-	-	-	-	-	-	-	-	-	-	-	1	0	0	0
Ja'Tavion Sanders	TE	TE	TE	N	N	N	P	P	P	P	P	P	P	-	-	-	-	10	3	0	3
Nick Scott	S	S	S	S	S	S	S	S	S	S	S	S	S	-	-	-	-	13	13	0	0
Nic Scourton	P	P	OLB	OLB	P	P	P	P	P	OLB	OLB	P	PS	-	-	-	-	13	4	0	0
Chau Smith-Wade	CB	P	CB	P	N	P	P	P	P	CB	P	P	CB	-	-	-	-	12	4	0	1
Aminas Smith	PS	PS	PS	PS	PS	PS	PS	PS	PS	PS	PS	PS	PS	-	-	-	-	0	0	0	0
Michael Tarquin	PS	PS	PS	PS	PS	PS	PS	PS	-	PS	-	-	-	-	-	-	-	0	0	0	0
Trevian Thomas	PS	PS	PS	PS	P	N	PS	PS	PS	-	PS	-	PS	-	-	-	-	1	0	0	1
Corey Thornton	P	P	P	P	P	P	P	P	P	P	P	P	IR	-	-	-	-	12	0	0	0
Brycen Tremayne	P	P	WR	P	P	P	P	P	P	N	P	P	P	-	-	-	-	12	1	0	1
Tommy Tremble	TE	TE	P	TE	TE	TE	TE	TE	TE	TE	TE	TE	TE	-	-	-	-	13	12	0	0
Anthony Tyus	-	-	-	-	PS	PS	PS	PS	PS	PS	PS	PS	PS	-	-	-	-	0	0	0	0
Princely Umanmielen	P	P	P	P	P	P	P	P	N	P	P	P	P	-	-	-	-	12	0	0	1
Trevin Wallace	LB	LB	LB	LB	LB	LB	LB	LB	LB	N	N	N	N	-	-	-	-	11	11	0	2
Brandon Walton	PS	PS	P	P	PS	P	PS	PS	PS	PS	PS	PS	PS	-	-	-	-	3	0	0	0
Turk Wharton	DE	N	N	DT	N	N	DT	DE	DT	DT	DE	DE	DE	-	-	-	-	9	9	0	4
Mike White	-	-	-	-	-	-	-	PS	I-QB3	-	-	PS	PS	-	-	-	-	0	0	0	1
Aiden Williams	-	-	-	-	PS	-	-	-	-	-	-	-	-	-	-	-	-	0	0	0	0
Jacoby Windmon	-	-	-	-	-	-	-	-	-	-	-	-	PS	PS	-	-	-	0	0	0	0
D.J. Wonnun	P	OLB	OLB	N	OLB	OLB	OLB	OLB	OLB	OLB	OLB	OLB	OLB	-	-	-	-	12	11	0	1
Bryce Young	QB	QB	QB	QB	QB	QB	QB	N	QB	QB	QB	QB	QB	-	-	-	-	12	12	0	1
Chandler Zavala	P	P	RG	RG	IR	IR	IR	IR	RG	N	RG	RG	Active	-	-	-	-	7	5	0	1

CAPS/Bold = Starter, DNP = Did not play, P = Played, INA = Inactive, IR = Injured Reserve, - = Not with team

2025 TEAM STATS

CAROLINA PANTHERS / REGULAR SEASON WEEK 13 / THROUGH SUNDAY, NOVEMBER 30, 2025

WON 7, LOST 6					
09/07	L	10-26	at Jacksonville	59,957	
09/14	L	22-27	at Arizona	64,003	
09/21	W	30-0	Atlanta	71,129	
09/28	L	13-42	at New England	64,628	
10/05	W	27-24	Miami	72,301	
10/12	W	30-27	Dallas	71,619	
10/19	W	13-6	at N.Y. Jets	71,047	
10/26	L	9-40	Buffalo	73,505	
11/02	W	16-13	at Green Bay	77,864	
11/09	L	7-17	New Orleans	72,804	
11/16	W	30-27 (OT)	at Atlanta	70,739	
11/24	L	9-20	at San Francisco	71,337	
11/30	W	31-28	L.A. Rams	71,292	

2025 TEAM STATISTICS				CAR	OPP.
FIRST DOWNS					
Rushing				249	238
Passing				88	90
Penalty				138	137
Third Down-Made/Att				23	11
Third Down Efficiency				59/160	68/154
Fourth Down-Made/Att				36.9%	44.2%
Fourth Down Efficiency				21/30	13/19
TOTAL NET YARDS					
Avg. Per Game				70.0%	68.4%
Total Plays				4,045	4,304
Avg. Per Play				311.2	331.1
NET YARDS RUSHING					
Avg. Per Game				800	760
Total Rushes				5.1	5.7
Avg. Per Rush				1,631	1,543
NET YARDS PASSING					
Avg. Per Game				125.5	118.7
Sacked/Yards Lost				370	343
Gross Yards				4.4	4.5
Attempts/Completions				2,414	2,761
Pct. of Completion				185.7	212.4
Had Intercepted				30/216	18/129
PUNTS/AVERAGE					
Net Punting Average				2,630	2,890
PUNT RETURN/AVG.				63.8%	65.2%
KICKOFF RETURN/AVG.				10	12
INTERCEPTION RETURN/AVG.				44/47.4	39/48.9
PENALTIES/YARDS				39.8	45.7
FUMBLES/BALL LOST				18/6.9	22/13.3
TOUCHDOWNS				45/24.2	46/22.1
Rushing				12/16.3	10/7.1
Passing				71/563	82/610
Returns				14/7	10/5
EXTRA POINTS/ATTEMPTS				28	34
TWO POINT CONVERSION/ATT.				7	16
FIELD GOALS/ATTEMPTS				19	16
AVG. TIME OF POSSESSION				2	2
				20/23	33/34
				30:58	29:02

SCORE BY PERIODS											Q1	Q2	Q3	Q4	OT	PTS			
TEAM											53	49	57	85	3	247			
OPPONENTS											53	139	49	56	0	297			
SCORING											TD	RU	PA	RT	K-PAT	FG	2PT	S	PTS
R. Fitzgerald											0	0	0	0	21/24	19/23	0	0	78
R. Dowdle											6	5	1	0	0/0	0/0	0	0	36
T. McMillan											6	0	6	0	0/0	0/0	0	0	36
C. Hubbard											4	1	3	0	0/0	0/0	0	0	24
X. Legette											3	0	3	0	0/0	0/0	0	0	18
M. Evans											2	0	2	0	0/0	0/0	0	0	12
H. Renfrow											2	0	2	0	0/0	0/0	0	0	12
J. Coker											1	0	1	0	0/0	0/0	1	0	8
M. Jackson											1	0	0	1	0/0	0/0	0	0	6
C. Smith-Wade											1	0	0	1	0/0	0/0	0	0	6
T. Tremble											1	0	1	0	0/0	0/0	0	0	6
B. Young											1	1	0	0	0/0	0/0	0	0	6
TEAM											28	7	19	2	21/24	19/23	1	0	247
OPPONENTS											34	16	16	2	33/34	20/23	0	0	297

2-Pt Conv: J. Coker 1, R. Dowdle 0, C. Hubbard 0, TM 1-5, OPP 0-0

R. Fitzgerald: (48G) (27G) (57G, 35G, 41G) (55SH) (35G, 49G) (31G, 55G, 33G) (30G, 29G) (48G, 32WL) (49G) (48B) (29G, 34G, 28G) (25G, 57SH) (33G)
OPP: (35G, 47G, 36G, 28G) (29G, 47G) (49WR, 55WL) (43G) (23G, 28G) (34G, 47G) (45G, 43G) (49G, 27G, 43WL) (20G) (52G, 45G) (47G, 29G)

SACKS: D. Brown 4.0, N. Scourton 3.0, A. Robinson 2.5, T. Wharton 2.0, T. Wallace 2.0, P. Umanmielen 1.5, L. Ransom 1.0, T. Moehrig 1.0, P. Jones II 1.0, TM 18.0, OPP 30.0

PASSING	ATT	CMP	YDS	CMP%	YDS/ATT	TD	TD%	INT	INT%	LONG	SACK	LOST	RATING
B. Young	363	230	2,337	63.4	6.4	18	5.0	9	2.5	54	22	162	87.9
A. Dalton	37	25	293	67.6	7.9	1	2.7	1	2.7	33	8	54	89.1
TEAM	400	255	2,630	63.8	6.6	19	4.8	10	2.5	54	30	216	88.0
OPPONENTS	399	260	2,890	65.2	7.2	16	4.0	12	3.0	62t	18	129	87.4

RUSHING	NO.	YDS	AVG	LONG	TD
R. Dowdle	192	929	4.8	53	5
C. Hubbard	111	433	3.9	14	1
B. Young	32	121	3.8	24	1
T. Etienne	20	94	4.7	22	0
J. Horn Jr.	7	44	6.3	11	0
D. Moore	1	12	12.0	12	0
D. Dallas	1	0	0.0	0	0
X. Legette	1	0	0.0	0	0
A. Dalton	5	-2	-0.4	1	0
TEAM	370	1,631	4.4	53	7
OPPONENTS	343	1,543	4.5	71	16

RECEIVING	TAR	NO.	YDS	AVG	LONG	TD
T. McMillan	98	57	826	14.5	43t	6
X. Legette	53	28	287	10.3	36t	3
R. Dowdle	36	29	254	8.8	36t	1
C. Hubbard	32	23	194	8.4	35t	3
J. Sanders	30	25	176	7.0	18	0
T. Tremble	27	20	186	9.3	54	1
H. Renfrow	26	15	89	5.9	15	2
J. Coker	25	18	224	12.4	33t	1
M. Evans	18	14	138	9.9	25	2
B. Tremayne	15	12	133	11.1	26	0
J. Horn Jr.	11	7	77	11.0	34	0
J. Mitchell	3	3	28	9.3	11	0
T. Etienne	3	3	13	4.3	7	0
D. Moore	1	1	5	5.0	5	0
TEAM	378	255	2,630	10.3	54	19
OPPONENTS	382	259	2,895	11.2	62t	16

INTERCEPTIONS	NO.	YDS	AVG	LONG	TD
J. Horn	5	46	9.2	22	0
M. Jackson	3	102	34.0	54	1
T. Moehrig	1	36	36.0	36	0
C. Smith-Wade	1	11	11.0	11t	1
N. Scott	1	0	0.0	0	0
D. Wonnun	1	0	0.0	0	0
TEAM	12	195	16.3	54	2
OPPONENTS	10	71	7.1	24	0

FUMBLES	FUM	LST	FF	REC	TD
B. Young	6	4	0	1	0
A. Dalton	2	2	0	1	0
T. Etienne	2	1	0	1	0
A. Corbett	1	0	0	1	0
R. Dowdle	1	0	0	1	0
C. Hubbard	0	0	0	1	0
X. Legette	1	0	0	1	0
B. Tremayne	1	0	0	0	0
TEAM	14	7	0	6	0
OPPONENTS	10	5	0	2	0

PUNTING	NO.	YDS	AVG	NET	TB	IN	LG	B
S. Martin	44	2,084	47.4	39.8	2	20	68	0
TEAM	44	2,084	47.4	39.8	2	20	68	0
OPPONENTS	39	1,907	48.9	45.7	0	18	62	0

PUNT RETURNS	RET	FC	YDS	AVG	LONG	TD
T. Etienne	15	4	111	7.4	15	0
H. Renfrow	2	2	13	6.5	13	0
D. Dallas	0	4	0	0.0	0	0
D. Moore	1	1	0	0.0	0	0
TEAM	18	11	124	6.9	15	0
OPPONENTS	22	9	293	13.3	87t	1

KICKOFF RETURNS	NO.	YDS	AVG	LONG	TD
T. Etienne	26	617	23.7	45	0
R. Dowdle	7	174	24.9	30	0
C. Hubbard	6	156	26.0	27	0
D. Dallas	6	141	23.5	28	0
TEAM	45	1,088	24.2	45	0
OPPONENTS	46	1,016	22.1	46	0

FIELD GOALS	1-19	20-29	30-39	40-49	50+
R. Fitzgerald	0/0	5/5	7/8	5/6	2/4
TEAM	0/0	5/5	7/8	5/6	2/4
OPPONENTS	0/0	7/7	3/3	9/11	1/2

2025 DEFENSIVE STATS

2025 REGULAR SEASON CAROLINA PANTHERS DEFENSIVE STATS (THROUGH WEEK 13)											
POS.	PLAYER	TOTAL	TKL.	AST.	TFL	SACKS	PRES	FR	FF	INT.	PD
LB	C. Rozeboom	91	43	48	5	0.0	0	0	1	0	1
S	T. Moehrig	81	50	31	10	1.0	5	0	0	1	2
S	N. Scott	73	37	36	0	0.0	0	1	0	1	3
LB	T. Wallace	58	36	22	5	2.0	4	0	0	0	4
DE	A. Robinson	46	19	27	3	2.5	6	0	0	0	3
DT	D. Brown	45	21	24	4	4.0	9	0	1	0	7
CB	Mi. Jackson	42	35	7	2	0.0	0	0	0	3	13
S	L. Ransom	40	17	23	2	1.0	1	0	1	0	0
CB	C. Smith-Wade	38	31	7	1	0.0	0	0	0	1	2
DT	T. Wharton	36	11	25	2	2.0	3	0	0	0	1
OLB	N. Scourton	33	15	18	5	3.0	7	0	0	0	1
OLB	D. Wonnum	29	11	18	2	0.0	1	1	0	1	2
CB	J. Horn	25	15	10	0	0.0	0	0	0	5	6
LB	C. Cherelus	21	6	15	0	0.0	0	0	0	0	1
DT	B. Brown III	18	7	11	2	0.0	0	0	0	0	0
OLB	P. Umanmielen	14	8	6	1	1.5	4	0	1	0	0
LB	K. Barnes	14	3	11	0	0.0	0	0	0	0	0
CB	C. Thornton	12	7	5	0	0.0	0	0	1	0	3
OLB	P. Jones II	9	6	3	2	1.0	2	0	0	0	1
DE	L. Ray	9	6	3	0	0.0	0	0	0	0	0
OLB	T. Gipson Sr.	8	3	5	0	0.0	0	0	0	0	0
LB	B. Martin-Scott	6	1	5	1	0.0	0	0	0	0	0
S	D. Richardson	4	2	2	0	0.0	0	1	0	0	0
OLB	B. Basham	4	1	3	0	0.0	0	0	0	0	0
DT	Ca. Jackson	3	1	2	0	0.0	0	0	0	0	0
OLB	D. Johnson	2	2	0	0	0.0	0	0	0	0	0
DT	J. Crumedy	2	0	2	0	0.0	0	0	0	0	0
CB	A. Evans	2	0	2	0	0.0	0	0	0	0	0
PANTHERS TOTALS		765	394	371	47	18.0	42	3	5	12	50
OPP. TOTALS		792	437	355	51	30.0	71	6	9	10	50

Asst.=Assist, TFL=Tackle for a Loss, Int.=Interception, FR=Fumble Recovery, FF=Forced Fumble, PD=Pass Defense

2025 PANTHERS SPECIAL TEAMS				
POS.	PLAYER	TKL	AST.	COMB.
OLB	T. Incom	8	6	14
WR	B. Tremayne	4	8	12
LB	B. Martin-Scott	6	5	11
LB	M. Njongmeta	3	5	8
CB	A. Evans	4	2	6
TE	J. Sanders	3	2	5
RB	D. Dallas	3	1	4
OLB	P. Umanmielen	2	1	3
S	D. Richardson	1	2	3
LB	C. Cherelus	1	1	2
K	R. Fitzgerald	1	1	2
S	N. Scott	1	1	2
CB	C. Thornton	1	1	2
LB	K. Barnes	0	2	2
WR	D. Campbell	1	0	1
P	S. Martin	1	0	1
CB	R. Rochell	1	0	1
CB	C. Smith-Wade	1	0	1
TE	T. Tremble	1	0	1
OLB	T. Gipson Sr.	0	1	1
LB	I. Simmons	0	1	1
S	T. Thomas	0	1	1
TOTALS		45	43	88

DEFENSIVE STATS BY RANK									
SACKS		INTERCEPTIONS		TACKLES FOR LOSS		PASSES DEFENSED		PRES	
PLAYER	NO.	PLAYER	NO.	PLAYER	NO.	PLAYER	NO.	PLAYER	NO.
D. Brown	4.0	J. Horn	5	T. Moehrig	10	M. Jackson	13	D. Brown	9
N. Scourton	3.0	M. Jackson	3	C. Rozeboom	5	D. Brown	7	N. Scourton	7
A. Robinson	2.5	T. Moehrig	1	N. Scourton	5	J. Horn	6	A. Robinson	6
T. Wallace	2.0	N. Scott	1	T. Wallace	5	T. Wallace	4	T. Moehrig	5
T. Wharton	2.0	C. Smith-Wade	1	D. Brown	4	A. Robinson	3	P. Umanmielen	4
P. Umanmielen	1.5	D. Wonnum	1	A. Robinson	3	N. Scott	3	T. Wallace	4
P. Jones II	1.0			B. Brown III	2	C. Thornton	3	T. Wharton	3
T. Moehrig	1.0			M. Jackson	2	T. Moehrig	2	P. Jones II	2
L. Ransom	1.0			P. Jones II	2	C. Smith-Wade	2	L. Ransom	1
				L. Ransom	2	D. Wonnum	2	D. Wonnum	1
				T. Wharton	2	C. Cherelus	1		
				D. Wonnum	2	P. Jones II	1		
				B. Martin-Scott	1	C. Rozeboom	1		
				C. Smith-Wade	1	N. Scourton	1		
				P. Umanmielen	1	T. Wharton	1		

GAME-BY-GAME OFFENSE

2025 REGULAR SEASON PANTHERS GAME-BY-GAME OFFENSE																		Totals
	09/07 @ JAX	09/14 @ ARI	09/21 ATL	09/28 @ NE	10/05 MIA	10/12 DAL	10/19 @ NYJ	10/26 BUF	11/02 @ GB	11/09 NO	11/16 @ ATL	11/24 @ SF	11/30 LAR	12/14 @ NO	12/21 TB	12/27 SEA	01/04 @ TB	
FIRST DOWNS																		
Total	15	26	15	21	26	27	17	19	19	13	22	12	17					249
Rushing	5	4	7	8	8	14	7	5	11	5	2	3	9					88
Passing	8	19	7	11	12	11	10	11	6	6	20	9	8					138
Penalty	2	3	1	2	6	2	0	3	2	2	0	0	0					23
THIRD DOWNS																		
Attempts	15	15	11	14	11	8	17	11	10	9	17	7	15					160
Converted	8	5	3	5	5	3	5	4	4	3	6	1	7					59
Percentage	53.3	33.3	27.3	35.7	45.5	37.5	29.4	36.4	40.0	33.3	35.3	14.3	46.7					36.9
FOURTH DOWNS																		
Attempts	2	4	2	3	2	1	4	1	2	1	5	0	3					30
Converted	0	3	2	1	2	1	3	1	2	0	3	0	3					21
Percentage	0.0	75.0	100.0	33.3	100.0	100.0	75.0	100.0	100.0	0.0	60.0	0	100.0					70.0
TOT. OFFENSE																		
Net Yards	255	352	224	326	418	410	302	244	265	175	486	230	358					4,045
Plays	61	77	55	65	65	64	70	59	54	50	75	43	62					800
Avg./Play	4.2	4.6	4.1	5.0	6.4	6.4	4.3	4.1	4.9	3.5	6.5	5.3	5.8					5.1
RUSHING																		
Net Yards	113	49	110	129	239	216	125	114	163	73	67	69	164					1,631
Rush. Att.	25	19	30	28	32	38	36	28	33	23	25	13	40					370
Avg./Att.	4.5	2.6	3.7	4.6	7.5	5.7	3.5	4.1	4.9	3.2	2.7	5.3	4.1					4.4
PASSING																		
Net Yards	142	303	114	197	179	194	177	130	102	102	419	161	194					2,414
Attempts	35	55	24	36	30	25	32	24	20	25	45	29	20					400
Completions	18	35	16	23	19	17	19	16	11	17	31	18	15					255
Intercepted	2	1	0	0	1	1	0	1	1	1	0	2	0					10
Gross Yards	154	328	121	208	198	199	198	175	102	124	448	169	206					2,630
Sacked	1.0	3.0	1.0	1.0	3.0	1.0	2.0	7.0	1.0	2.0	5.0	1.0	2.0					30.0
Yards Lost	12	25	7	11	19	5	21	45	0	22	29	8	12					216
ADVANCES																		
Rushes	25	19	30	28	32	38	36	28	33	23	25	13	40					370
Completions	18	35	16	23	19	17	19	16	11	17	31	18	15					255
Totals	43	54	46	51	51	55	55	44	44	40	56	31	55					625
Total Drives	10	10	9	11	11	9	11	11	7	10	12	9	8					128
PENALTIES																		
Number	4	7	6	5	8	6	6	4	5	1	8	4	7					71
Yards	35	83	55	29	46	57	45	20	39	5	49	30	70					563
FUMBLES																		
Number	1	1	1	1	1	2	1	3	1	1	0	1	0					14
Lost	1	1	1	0	1	0	0	2	0	1	0	0	0					7
PUNTING																		
Yards	86	95	135	231	161	98	276	211	134	204	140	201	112					2,084
Punts	2	2	3	5	3	2	6	4	3	4	3	4	3					44
Net Avg.	39.5	33.0	45.0	8.8	44.0	39.5	43.7	49.3	42.7	49.0	46.7	45.3	37.3					39.8
Gross Avg.	43.0	47.5	45.0	46.2	53.7	49.0	46.0	52.8	44.7	51.0	46.7	50.3	37.3					47.4
SCORING																		
Points	10	22	30	13	27	30	13	9	16	7	30	9	31					247
Q1	3	3	7	6	0	3	0	0	0	7	7	7	0	14				53
Q2	0	0	3	0	10	10	7	3	7	0	3	3	3					49
Q3	0	6	10	0	3	7	3	0	6	0	9	6	7					57
Q4	7	13	10	7	14	10	0	6	3	0	8	0	7					85
OT	0	0	0	0	0	0	0	0	0	0	3	0	0					3
TD Rushing	0	0	2	0	1	0	0	1	2	1	0	0	0					7
TD Passing	1	3	0	2	2	3	1	0	0	0	3	1	3					19
TD KO Returns	0	0	0	0	0	0	0	0	0	0	0	0	0					0
TD Punt Returns	0	0	0	0	0	0	0	0	0	0	0	0	0					0
TD Sp. Teams	0	0	0	0	0	0	0	0	0	0	0	0	0					0
TD Def. Returns	0	0	1	0	0	0	0	0	0	0	0	0	1					2
FG Attempts	1	1	3	1	2	3	2	2	1	1	3	2	1					23
FG Made	1	1	3	0	2	3	2	1	1	0	3	1	1					19
Safety	0	0	0	0	0	0	0	0	0	0	0	0	0					0
2-Pt Attempts	0	2	0	0	0	0	0	0	0	0	2	1	0					5
2-Pt Made	0	0	0	0	0	0	0	0	0	0	1	0	0					1
Time of Possession	29:00	33:15	31:58	35:14	31:14	32:02	35:05	26:28	29:50	26:39	37:07	22:18	35:16					405:26

GAME-BY-GAME DEFENSE

2025 REGULAR SEASON PANTHERS GAME-BY-GAME DEFENSE																		Totals
	09/07 @ JAX	09/14 @ ARI	09/21 @ ATL	09/28 @ NE	10/05 MIA	10/12 DAL	10/19 @ NYJ	10/26 BUF	11/02 @ GB	11/09 NO	11/16 @ ATL	11/24 @ SF	11/30 LAR	12/14 @ NO	12/21 TB	12/27 SEA	01/04 @ TB	
FIRST DOWNS																		
Total	19	16	17	16	15	15	12	23	20	17	23	23	22					238
Rushing	10	5	6	7	2	1	3	12	7	8	8	12	9					90
Passing	9	10	11	8	13	12	8	10	13	9	11	11	12					137
Penalty	0	1	0	1	0	2	1	1	0	0	4	0	1					11
THIRD DOWNS																		
Attempts	12	9	13	9	13	12	15	12	13	17	11	13	5					154
Converted	5	3	5	3	5	5	7	7	7	8	4	7	2					68
Percentage	41.7	33.3	38.5	33.3	38.5	41.7	46.7	58.3	53.8	47.1	36.4	53.8	40.0					44.2
FOURTH DOWNS																		
Attempts	2	1	3	1	1	2	1	0	3	3	0	2	0					19
Converted	2	1	0	1	1	2	0	0	2	2	0	2	0					13
Percentage	100.0	100.0	0.0	100.0	100.0	100.0	0.0	0	66.7	66.7	0	100.0	0					68.4
TOT. OFFENSE																		
Net Yards	378	293	332	307	248	292	220	410	369	388	348	340	379					4,304
Plays	63	48	66	48	53	53	60	60	63	67	58	70	51					760
Avg./Play	6.0	6.1	5.0	6.4	4.7	5.5	3.7	6.8	5.9	5.8	6.0	4.9	7.4					5.7
RUSHING																		
Net Yards	200	82	131	104	19	31	81	245	104	122	125	147	152					1,543
Rush. Att.	32	22	23	29	14	19	20	35	25	37	28	38	21					343
Avg./Att.	6.3	3.7	5.7	3.6	1.4	1.6	4.1	7.0	4.2	3.3	4.5	3.9	7.2					4.5
PASSING																		
Net Yards	178	211	201	203	229	261	139	165	265	266	223	193	227					2,761
Attempts	31	25	43	18	36	34	34	23	37	28	30	32	28					399
Completions	19	17	23	14	27	25	16	14	26	19	19	23	18					260
Intercepted	1	1	2	0	0	0	2	0	1	0	0	3	2					12
Gross Yards	178	220	201	203	256	261	172	185	273	282	223	193	243					2,890
Sacked	0.0	1.0	0.0	1.0	3.0	0.0	6.0	2.0	1.0	2.0	0.0	0.0	2.0					18.0
Yards Lost	0	9	0	0	27	0	33	20	8	16	0	0	16					129
ADVANCES																		
Rushes	32	22	23	29	14	19	20	35	25	37	28	38	21					343
Completions	19	17	23	14	27	25	16	14	26	19	19	23	18					260
Totals	51	39	46	43	41	44	36	49	51	56	47	61	39					603
Total Drives	10	8	11	10	10	9	11	10	7	9	12	10	9					126
PENALTIES																		
Number	11	12	3	7	9	6	5	7	7	6	6	2	1					82
Yards	93	96	23	54	64	37	26	60	42	60	44	6	5					610
FUMBLES																		
Number	0	0	1	0	0	2	0	0	1	1	3	1	1					10
Lost	0	0	1	0	0	0	0	0	1	1	1	0	1					5
PUNTING																		
Yards	111	123	96	205	312	143	243	146	0	177	255	40	56					1,907
Punts	2	2	3	4	6	3	5	3	0	4	5	1	1					39
Net Avg.	55.5	55.5	32.0	46.5	52.0	47.7	41.6	44.3	0.0	40.5	49.2	34.0	41.0					45.7
Gross Avg.	55.5	61.5	32.0	51.3	52.0	47.7	48.6	48.7	0.0	44.3	51.0	40.0	56.0					48.9
SCORING																		
Points	26	27	0	42	24	27	6	40	13	17	27	20	28					297
Q1	3	10	0	7	3	3	0	3	0	3	7	7	7					53
Q2	17	10	0	21	14	14	3	16	6	7	14	3	14					139
Q3	0	7	0	7	0	7	0	21	0	0	0	7	0					49
Q4	6	0	0	7	7	3	3	0	7	7	6	3	7					56
OT	0	0	0	0	0	0	0	0	0	0	0	0	0					0
TD Rushing	1	1	0	3	0	0	0	4	1	0	3	1	2					16
TD Passing	1	1	0	2	3	3	0	1	0	2	0	1	2					16
TD KO Returns	0	0	0	0	0	0	0	0	0	0	0	0	0					0
TD Punt Returns	0	0	0	1	0	0	0	0	0	0	0	0	0					1
TD Sp. Teams	0	0	0	0	0	0	0	0	0	0	0	0	0					0
TD Def. Returns	0	1	0	0	0	0	0	0	0	0	0	0	0					1
FG Attempts	4	2	2	0	1	2	2	2	3	1	2	2	0					23
FG Made	4	2	0	0	1	2	2	2	2	1	2	2	0					20
Safety	0	0	0	0	0	0	0	0	0	0	0	0	0					0
2-Pt Attempts	0	0	0	0	0	0	0	0	0	0	0	0	0					0
2-Pt Made	0	0	0	0	0	0	0	0	0	0	0	0	0					0
Time of Possession	31:00	26:45	28:02	24:46	28:46	27:58	24:55	33:32	30:10	33:21	27:43	37:42	24:44					379:24

SCORING BREAKDOWN & TURNOVER SUMMARY

(AS OF DEC 9, 2025, 12:59 PM PST)														2025 : REGULAR SEASON		
			PANTHERS						OPPONENTS						POINT	OVERALL
DATE	OPPONENT	W/L/T	1ST	2ND	3RD	4TH	OT	TOTAL	1ST	2ND	3RD	4TH	OT	TOTAL	DIFF	RECORD
09/07	at Jacksonville	L	3	0	0	7	--	10	3	17	0	6	--	26	-16	0-1
09/14	at Arizona	L	3	0	6	13	--	22	10	10	7	0	--	27	-5	0-2
09/21	Atlanta	W	7	3	10	10	--	30	0	0	0	0	--	0	+30	1-2
09/28	at New England	L	6	0	0	7	--	13	7	21	7	7	--	42	-29	1-3
10/05	Miami	W	0	10	3	14	--	27	3	14	0	7	--	24	+3	2-3
10/12	Dallas	W	3	10	7	10	--	30	3	14	7	3	--	27	+3	3-3
10/19	at N.Y. Jets	W	3	7	3	0	--	13	0	3	0	3	--	6	+7	4-3
10/26	Buffalo	L	0	3	0	6	--	9	3	16	21	0	--	40	-31	4-4
11/02	at Green Bay	W	0	7	6	3	--	16	0	6	0	7	--	13	+3	5-4
11/09	New Orleans	L	7	0	0	0	--	7	3	7	0	7	--	17	-10	5-5
11/16	at Atlanta	W	7	3	9	8	3	30	7	14	0	6	0	27	+3	6-5
11/24	at San Francisco	L	0	3	6	0	--	9	7	3	7	3	--	20	-11	6-6
11/30	L.A. Rams	W	14	3	7	7	--	31	7	14	0	7	--	28	+3	7-6
	2025 TOTALS	7-6	53	49	57	85	3	247	53	139	49	56	0	297	-50	7-6
	AVG/GAME		4.1	3.8	4.4	6.5	3.0	19.0	4.1	10.7	3.8	4.3	0.0	22.8	-3.8	

DATE	OPPONENT	CAR +/- RATIO	CAR TAKES	POINTS OFF TAKES	CAR GIVES	POINTS OFF GIVES	POINTS OFF TO RATIO
09/07	at Jacksonville	-2	1 (0 FUM, 1 INT)	0	3 (1 FUM, 2 INT)	10	-10
09/14	at Arizona	-1	1 (0 FUM, 1 INT)	6	2 (1 FUM, 1 INT)	10	-4
09/21	Atlanta	+2	3 (1 FUM, 2 INT)	14	1 (1 FUM, 0 INT)	0	+14
09/28	at New England	0	0 (0 FUM, 0 INT)	0	0 (0 FUM, 0 INT)	0	0
10/05	Miami	-2	0 (0 FUM, 0 INT)	0	2 (1 FUM, 1 INT)	14	-14
10/12	Dallas	-1	0 (0 FUM, 0 INT)	0	1 (0 FUM, 1 INT)	7	-7
10/19	at N.Y. Jets	+2	2 (0 FUM, 2 INT)	0	0 (0 FUM, 0 INT)	0	0
10/26	Buffalo	-3	0 (0 FUM, 0 INT)	0	3 (2 FUM, 1 INT)	17	-17
11/02	at Green Bay	+1	2 (1 FUM, 1 INT)	6	1 (0 FUM, 1 INT)	3	+3
11/09	New Orleans	-1	1 (1 FUM, 0 INT)	0	2 (1 FUM, 1 INT)	7	-7
11/16	at Atlanta	+1	1 (1 FUM, 0 INT)	0	0 (0 FUM, 0 INT)	0	0
11/24	at San Francisco	+1	3 (0 FUM, 3 INT)	3	2 (0 FUM, 2 INT)	0	+3
11/30	L.A. Rams	+3	3 (1 FUM, 2 INT)	7	0 (0 FUM, 0 INT)	0	+7
12/14		--	--	--	--	--	--
12/21		--	--	--	--	--	--
12/27		--	--	--	--	--	--
01/04		--	--	--	--	--	--
TOTALS		0	17 (5 FUM, 12 INT)	36	17 (7 FUM, 10 INT)	68	-32

SCORING DRIVES

PANTHERS 2025 REGULAR SEASON SCORING DRIVES											
DATE	OPPONENT	ACQUIRED	DRIVE			FIRST	SCORING PLAY	CAR OPP			
			START	PLAYS	YARDS	Q-TIME	DOWN				
09/07	at Jacksonville	Kickoff	CAR 29	13	41	Q1-7:39	3	R. Fitzgerald: 48-yard FG	3	3	
		Kickoff	CAR 20	10	80	Q4-2:22	5	C. Hubbard: 27-yard pass from B. Young	10	23	
09/14	at Arizona	Kickoff	CAR 36	9	55	Q1-2:29	2	R. Fitzgerald: 27-yard FG	3	10	
		Kickoff	CAR 24	14	76	Q3-7:17	6	H. Renfrow: 4-yard pass from B. Young	9	27	
		Interception	CAR 12	14	88	Q4-5:27	6	C. Hubbard: 5-yard pass from B. Young	15	27	
		Punt	CAR 24	12	76	Q4-2:33	6	H. Renfrow: 1-yard pass from B. Young	22	27	
09/21	Atlanta	Missed FG	CAR 39	9	61	Q1-4:06	4	B. Young: 4-yard run	7	0	
		Punt	CAR 13	10	48	Q2-5:21	3	R. Fitzgerald: 57-yard FG	10	0	
		Downs	ATL 45	9	28	Q3-4:36	2	R. Fitzgerald: 35-yard FG	20	0	
		Interception	ATL 30	9	30	Q3-5:29	3	Q4: R. Dowdle: 1-yard run	27	0	
		Downs	ATL 44	7	21	Q4-4:21	1	R. Fitzgerald: 41-yard FG	30	0	
09/28	at New England	Kickoff	CAR 24	7	76	Q1-4:09	6	T. Tremble: 7-yard pass from B. Young	6	0	
		Punt	CAR 9	13	91	Q4-5:45	5	M. Evans: 2-yard pass from A. Dalton	13	42	
10/05	Miami	Kickoff	CAR 24	12	76	Q2-7:24	5	X. Legette: 7-yard pass from B. Young	7	17	
		Punt	CAR 24	11	59	Q2-1:47	4	R. Fitzgerald: 35-yard FG	10	17	
		Kickoff	CAR 30	5	39	Q3-2:45	1	R. Fitzgerald: 49-yard FG	13	17	
		Punt	CAR 15	7	85	Q4-4:02	5	R. Dowdle: 1-yard run	20	17	
		Kickoff	CAR 17	8	83	Q4-2:43	6	M. Evans: 4-yard pass from B. Young	27	24	
10/12	Dallas	Punt	CAR 24	8	63	Q1-4:09	3	R. Fitzgerald: 31-yard FG	3	0	
		Kickoff	CAR 35	6	65	Q2-3:27	4	T. McMillan: 19-yard pass from B. Young	10	10	
		Kickoff	CAR 34	9	29	Q2-3:19	3	R. Fitzgerald: 55-yard FG	13	17	
		Kickoff	CAR 20	4	80	Q3-1:41	3	R. Dowdle: 36-yard pass from B. Young	20	17	
		Kickoff	CAR 35	10	65	Q3-5:18	5	Q4: T. McMillan: 2-yard pass from B. Young	27	24	
		Punt	CAR 14	15	71	Q4-6:07	5	R. Fitzgerald: 33-yard FG	30	27	
10/19	at N.Y. Jets	Downs	CAR 34	13	54	Q1-6:34	4	R. Fitzgerald: 30-yard FG	3	0	
		Punt	CAR 48	7	52	Q2-3:30	3	X. Legette: 3-yard pass from B. Young	10	3	
		Kickoff	NYJ 49	10	38	Q3-4:20	2	R. Fitzgerald: 29-yard FG	13	3	
10/26	Buffalo	Kickoff	CAR 35	9	35	Q2-4:05	2	R. Fitzgerald: 48-yard FG	3	6	
		Kickoff	CAR 33	13	67	Q3-5:46	6	Q4: C. Hubbard: 3-yard run	9	40	
11/02	at Green Bay	Kickoff	CAR 24	10	76	Q2-5:31	5	R. Dowdle: 5-yard run	7	3	
		Interception	GB 38	8	38	Q3-4:15	4	R. Dowdle: 1-yard run	13	6	
		Kickoff	CAR 29	9	40	Q4-2:32	3	R. Fitzgerald: 49-yard FG	16	13	
11/09	New Orleans	Kickoff	CAR 33	12	67	Q1-7:01	6	R. Dowdle: 5-yard run	7	0	
11/16	at Atlanta	Punt	CAR 27	12	73	Q1-7:30	4	T. McMillan: 7-yard pass from B. Young	7	0	
		Kickoff	CAR 31	7	58	Q2-1:16	2	R. Fitzgerald: 29-yard FG	10	21	
		Kickoff	CAR 32	5	68	Q3-2:56	3	X. Legette: 36-yard pass from B. Young	16	21	
		Punt	CAR 21	10	63	Q3-4:14	3	R. Fitzgerald: 34-yard FG	19	21	
		Kickoff	CAR 35	9	65	Q4-1:35	4	T. McMillan: 12-yard pass from B. Young	27	24	
		Punt	CAR 30	6	60	Q1-3:35	1	R. Fitzgerald: 28-yard FG	30	27	
11/24	at San Francisco	Interception	SF 33	7	26	Q2-3:51	2	R. Fitzgerald: 25-yard FG	3	7	
		Kickoff	CAR 32	8	68	Q3-3:53	4	T. McMillan: 29-yard pass from B. Young	9	17	
11/30	L.A. Rams	Kickoff	CAR 31	9	69	Q1-4:32	3	C. Hubbard: 35-yard pass from B. Young	7	7	
		Kickoff	CAR 26	12	60	Q2-7:13	3	R. Fitzgerald: 33-yard FG	17	14	
		Kickoff	CAR 29	10	71	Q3-6:12	3	J. Coker: 33-yard pass from B. Young	24	21	
		Kickoff	CAR 35	6	65	Q4-3:24	2	T. McMillan: 43-yard pass from B. Young	31	28	
12/14	--	--	--	--	--	--	--	--	--	--	
12/21	--	--	--	--	--	--	--	--	--	--	
12/27	--	--	--	--	--	--	--	--	--	--	
01/04	--	--	--	--	--	--	--	--	--	--	
AVG			9.4	60.0	4:26	3.7					
TOTALS			423	2,699	200:01	165					

BIG PASS PLAYS (16+ YARDS)

2025 REGULAR SEASON - BIG PASS PLAYS (16+ YARDS)												
DATE	OPPONENT	QTR	PANTHERS PLAYER	YDS.	DOWN	RESULT	QTR	OPP. PLAYER	YDS.	DOWN	RESULT	
09/07	at Jacksonville	2	Bryce Young -> Ja'Tavion Sanders	18	2-7-CAR 43	Fumble	1	Trevor Lawrence -> Brenton Strange	24	3-10-JAX 41	Field Goal	
		4	Bryce Young -> Tetairoa McMillan	21	1-10-CAR 20	Touchdown	1	Trevor Lawrence -> Brenton Strange	16	2-10-CAR 35	Field Goal	
		4	Bryce Young -> Chuba Hubbard	27T	1-10-JAX 27	Touchdown	2	Trevor Lawrence -> Dymai Brown	23	2-15-JAX 48	Field Goal	
09/14	at Arizona						3	Trevor Lawrence -> Dymai Brown	17	3-10-JAX 14	Interception	
		1	Bryce Young -> Tetairoa McMillan	40	2-8-CAR 38	Field Goal	2	Kyler Murray -> James Conner	18	2-10-ARI 22	Field Goal	
		2	Bryce Young -> Tetairoa McMillan	22	1-10-CAR 24	Punt	2	Kyler Murray -> Trey McBride	31	2-10-ARI 40	Field Goal	
		4	Bryce Young -> Chuba Hubbard	16	2-10-CAR 39	Touchdown	3	Kyler Murray -> Elijah Higgins	18	1-10-ARI 40	Touchdown	
		4	Bryce Young -> Brycen Tremayne	26	4-16-CAR 30	Touchdown	3	Kyler Murray -> Elijah Higgins	27	1-15-CAR 47	Touchdown	
		4	Bryce Young -> Tetairoa McMillan	20	1-10-ARI 31	Touchdown						
09/21	Atlanta	1	Bryce Young -> Tetairoa McMillan	23	4-3-ATL 39	Touchdown	1	Michael Penix Jr. -> Darnell Mooney	16	3-7-ATL 40	Missed FG	
		2	Bryce Young -> Tetairoa McMillan	21	1-10-CAR 13	Field Goal	2	Michael Penix Jr. -> Bijan Robinson	25	3-3-ATL 30	Punt	
							2	Michael Penix Jr. -> Kyle Pitts Sr.	17	1-10-ATL 21	End Half	
09/28	at New England						2	Michael Penix Jr. -> Darnell Mooney	21	3-1-ATL 47	End Half	
							3	Michael Penix Jr. -> Drake London	18	2-10-ATL 49	Interception	
		1	Bryce Young -> Mitchell Evans	16	1-10-NE 39	Touchdown	1	Drake Maye -> Austin Hooper	24	1-10-NE 20	Touchdown	
		1	Bryce Young -> Tetairoa McMillan	16	1-10-NE 23	Touchdown	2	Drake Maye -> Stefon Diggs	33	1-10-CAR 43	Touchdown	
		4	Andy Dalton -> Brycen Tremayne	24	3-6-CAR 24	Touchdown	3	Drake Maye -> Kayshon Boutte	18	1-10-NE 22	Touchdown	
10/05	Miami						3	Drake Maye -> Stefon Diggs	22	3-15-NE 35	Touchdown	
							3	Drake Maye -> Hunter Henry	31T	2-9-CAR 31	Touchdown	
							3	Drake Maye -> Stefon Diggs	30	4-3-CAR 34	Touchdown	
		1	Bryce Young -> Tetairoa McMillan	29	3-8-CAR 33	Fumble	1	Tua Tagovailoa -> Darren Waller	34	3-6-CAR 48	Field Goal	
		2	Bryce Young -> Tetairoa McMillan	21	4-5-MIA 48	Touchdown	2	Tua Tagovailoa -> Darren Waller	21	1-5-CAR 44	Touchdown	
10/12	Dallas						4	Tua Tagovailoa -> Jaylen Waddle	17	1-10-MIA 25	Punt	
							4	Tua Tagovailoa -> Jaylen Waddle	46T	1-10-CAR 46	Touchdown	
		1	Bryce Young -> Mitchell Evans	21	2-1-CAR 33	Field Goal	1	Dak Prescott -> George Pickens	31	2-5-CAR 39	Field Goal	
		2	Bryce Young -> Tetairoa McMillan	19T	2-9-DAL 19	Touchdown	2	Dak Prescott -> Jake Ferguson	19T	2-7-CAR 19	Touchdown	
		3	Bryce Young -> Jimmy Horn Jr.	34	1-10-CAR 20	Touchdown	3	Dak Prescott -> George Pickens	34T	3-2-CAR 34	Touchdown	
10/19	at N.Y. Jets						4	Dak Prescott -> George Pickens	45	3-5-DAL 35	Field Goal	
							4	Bryce Young -> Tommy Tremble	16	3-1-CAR 38	Field Goal	
		1	Bryce Young -> Rico Dowdle	17	2-7-CAR 23	Downs	3	Tyrod Taylor -> Tyler Johnson	20	3-10-NYJ 42	Interception	
		2	Bryce Young -> Chuba Hubbard	26	2-5-NYJ 29	Touchdown	4	Tyrod Taylor -> Tyler Johnson	35	3-10-NYJ 15	Field Goal	
		4	Andy Dalton -> Xavier Legette	33	3-8-CAR 45	End Game						
10/26	Buffalo											
		2	Andy Dalton -> Tetairoa McMillan	18	1-10-CAR 35	Field Goal	1	Josh Allen -> Dalton Kincaid	23	3-10-BUF 47	Field Goal	
		2	Andy Dalton -> Tetairoa McMillan	16	3-10-CAR 13	Interception	3	Josh Allen -> Khalil Shakir	54T	2-7-BUF 46	Touchdown	
		2	Andy Dalton -> Tetairoa McMillan	17	1-10-CAR 43	Missed FG						
		2	Andy Dalton -> Jalen Coker	22	3-11-BUF 41	Missed FG						
11/02	at Green Bay											
		3	Andy Dalton -> Tetairoa McMillan	19	2-7-CAR 36	Touchdown						
		1	Bryce Young -> Tetairoa McMillan	16	1-10-CAR 16	Interception	2	Jordan Love -> Christian Watson	52	3-12-GB 18	Field Goal	
		1	Bryce Young -> Tetairoa McMillan	16	2-10-CAR 45	Interception	2	Jordan Love -> Romeo Doubs	30	2-20-GB 42	Field Goal	
11/09	New Orleans						2	Jordan Love -> Chris Brooks	16	1-10-CAR 28	Field Goal	
							3	Jordan Love -> Romeo Doubs	28	3-9-GB 30	Downs	
							4	Jordan Love -> Luke Musgrave	21	1-10-GB 29	Touchdown	
		3	Bryce Young -> Tetairoa McMillan	26	2-7-CAR 41	Missed FG	1	Tyler Shough -> Juwan Johnson	52	3-12-NO 18	Field Goal	
							2	Tyler Shough -> Chris Olave	62T	3-8-NO 38	Touchdown	
11/16	at Atlanta						2	Tyler Shough -> Alvin Kamara	26	2-10-NO 8	Punt	
							2	Tyler Shough -> Chris Olave	18	3-4-NO 36	Punt	
							4	Tyler Shough -> Juwan Johnson	30T	3-12-CAR 30	Touchdown	
		1	Bryce Young -> Xavier Legette	22	4-2-ATL 42	Touchdown	1	Michael Penix Jr. -> Drake London	30	1-10-ATL 25	Touchdown	
		2	Bryce Young -> Tetairoa McMillan	39	1-10-CAR 31	Field Goal	1	Michael Penix Jr. -> Drake London	41	2-10-CAR 45	Touchdown	
11/24	at San Francisco						2	Michael Penix Jr. -> Darnell Mooney	20	1-10-ATL 42	Touchdown	
							2	Michael Penix Jr. -> Drake London	22	2-2-CAR 24	Touchdown	
		3	Bryce Young -> Xavier Legette	20	2-15-ATL 37	Downs						
		3	Bryce Young -> Mitchell Evans	25	1-10-ATL 45	Field Goal						
11/30	L.A. Rams											
		4	Bryce Young -> Tetairoa McMillan	29	1-10-CAR 16	Punt						
		4	Bryce Young -> Rico Dowdle	28	1-10-ATL 38	Touchdown						
		5	Bryce Young -> Tommy Tremble	54	2-9-CAR 31	Field Goal						
12/14	at New Orleans											
12/21	Tampa Bay											
12/27	Seattle											
01/04	at Tampa Bay											
		TOTALS			50 - 1,225 (24.5), 8 TDs			52 - 1,460 (28.1), 7 TDs				

BIG RUN PLAYS (12+ YARDS)

2025 REGULAR SEASON - BIG RUN PLAYS (12+ YARDS)											
DATE	OPPONENT	QTR	PANTHERS PLAYER	YDS.	DOWN	RESULT	QTR	OPP. PLAYER	YDS.	DOWN	RESULT
09/07	at Jacksonville	2	Bryce Young	22	3-11-CAR 37	Punt	2	Travis Etienne Jr.	71	1-10-JAX 9	Touchdown
							4	Travis Etienne Jr.	14	1-10-CAR 48	Field Goal
							4	Travis Etienne Jr.	17	2-10-CAR 34	Field Goal
09/14	at Arizona	3	Chuba Hubbard	14	4-1-CAR 44	Touchdown	4	Kyler Murray	30	1-10-CAR 49	Interception
09/21	Atlanta		NONE				3	Bijan Robinson	17	1-10-ATL 22	Downs
09/28	at New England	1	David Moore	12	1-10-CAR 24	Touchdown	1	Antonio Gibson	21	2-4- 50	Touchdown
		4	Trevor Etienne	22	1-10-CAR 48	Touchdown	1	Rhamondre Stevenson	22	1-10-CAR 29	Touchdown
10/05	Miami	2	Rico Dowdle	14	1-15-CAR 30	Touchdown	NONE				
		2	Rico Dowdle	25	1-10-CAR 24	Field Goal					
		3	Rico Dowdle	53	1-10-CAR 30	Field Goal					
		4	Rico Dowdle	43	2-6-CAR 25	Touchdown					
		4	Rico Dowdle	16	1-10-CAR 17	Touchdown					
		4	Trevor Etienne	12	1-10-MIA 16	Touchdown					
10/12	Dallas	1	Rico Dowdle	12	1-10-DAL 46	Field Goal	NONE				
		2	Rico Dowdle	12	1-10-DAL 32	Touchdown					
		4	Rico Dowdle	15	2-3-DAL 29	Touchdown					
10/19	at N.Y. Jets	1	Rico Dowdle	13	1-10-CAR 7	Downs	NONE				
		3	Rico Dowdle	12	4-1-NYJ 40	Field Goal					
		4	Rico Dowdle	12	1-10-CAR 41	Punt					
10/26	Buffalo	1	Rico Dowdle	24	3-5-BUF 44	Fumble	1	James Cook III	12	1-10-BUF 24	Field Goal
		2	Rico Dowdle	12	1-10-CAR 31	Missed FG	1	James Cook III	24	2-4-BUF 23	Field Goal
							2	James Cook III	64T	1-10-BUF 36	Touchdown
							3	James Cook III	12	1-10-BUF 27	Touchdown
							3	James Cook III	21T	1-10-CAR 21	Touchdown
11/02	at Green Bay	2	Rico Dowdle	29	1-10-CAR 24	Touchdown	1	Josh Jacobs	18	1-10-CAR 34	Fumble
		4	Rico Dowdle	13	1-10-CAR 13	Punt	3	Josh Jacobs	15	2-5-CAR 46	Missed FG
		4	Rico Dowdle	19	2-10- 50	Field Goal					
11/09	New Orleans	1	Rico Dowdle	14	1-10-CAR 28	Punt	1	Devin Neal	14	1-10-CAR 30	Field Goal
							3	Alvin Kamara	16	2-2-NO 25	Downs
11/16	at Atlanta		NONE				1	Bijan Robinson	19	2-5-ATL 10	Touchdown
							2	Bijan Robinson	15	2-7-ATL 32	End Half
11/24	at San Francisco	3	Rico Dowdle	17	1-10-CAR 27	Punt	3	Christian McCaffrey	12T	2-3-CAR 12	Touchdown
							4	Christian McCaffrey	17	2-2-SF 38	Field Goal
							4	Brian Robinson Jr.	12	3-18-CAR 23	Field Goal
11/30	L.A. Rams	2	Bryce Young	24	2-4-CAR 43	Field Goal	1	Blake Corum	13	1-10-LAR 32	Interception
		2	Rico Dowdle	17	2-9-CAR 35	Punt	1	Blake Corum	14	1-10-CAR 37	Touchdown
							4	Blake Corum	34	1-10-LAR 11	Touchdown
							4	Kyren Williams	12	2-4-CAR 49	Touchdown
12/14	at New Orleans	--	--	--	--	--	--	--	--	--	--
12/21	Tampa Bay	--	--	--	--	--	--	--	--	--	--
12/27	Seattle	--	--	--	--	--	--	--	--	--	--
01/04	at Tampa Bay	--	--	--	--	--	--	--	--	--	--
TOTALS		25 - 478 (19.1), 0 TDS					25 - 536 (21.4), 3 TDS				

DRIVE CHARTS

WEEK 1: PANTHERS 10, JAGUARS 26

SEPTEMBER 7, 2025

PANTHERS													JAGUARS												
#	RECD	LOST	POSS	OBTAINED	BEGAN	PLAYS	YDS	PEN	NET	1ST	ENDED	GIVEN UP	#	RECD	LOST	POSS	OBTAINED	BEGAN	PLAYS	YDS	PEN	NET	1ST	ENDED	GIVEN UP
1	08:15	00:36	7:39	Kickoff	CAR 29	13	41	0	41	3	JAX 30	Field Goal	1	15:00	08:15	6:45	Kickoff	JAX 28	13	87	-32	55	3	CAR 17	Field Goal
2	13:26	12:44	0:42	Punt	CAR 16	2	9	0	9	0	CAR 25	Int	2	00:36	13:26	2:10	Kickoff	JAX 22	3	5	0	5	0	JAX 27	Punt
3	08:32	03:39	4:53	Kickoff	CAR 22	9	39	0	39	2	JAX 39	Punt	3	12:44	08:32	4:12	Int	CAR 35	8	35	0	35	3	CAR 6	TD
4	01:49	00:48	1:01	Kickoff	CAR 40	5	33	-5	28	1	JAX 39	Fumble	4	03:39	01:49	1:50	Punt	JAX 9	4	91	0	91	3	CAR 9	TD
5	00:01	00:00	0:01	Kickoff	CAR 20	1	-1	0	-1	0	CAR 20	End Half	5	00:48	00:01	0:47	Fumble	JAX 32	6	44	-5	39	3	CAR 29	Field Goal
6	15:00	09:45	5:15	Kickoff	CAR 40	8	29	26	55	2	JAX 5	Downs	6	09:45	08:49	0:56	Downs	JAX 6	3	3	0	3	0	JAX 9	Punt
7	08:49	04:39	4:10	Punt	CAR 27	6	10	0	10	1	CAR 37	Punt	7	04:39	02:00	2:39	Punt	JAX 14	6	23	-20	3	1	JAX 17	Int
8	02:00	00:16	1:44	Int	JAX 38	4	10	-5	5	0	JAX 33	Downs	8	00:16	07:09	8:07	Downs	JAX 33	15	54	-5	49	4	CAR 18	Field Goal
9	07:09	04:47	2:22	Kickoff	CAR 20	10	75	5	80	5	JAX 27	TD	9	04:47	01:57	2:50	Kickoff	CAR 48	7	38	0	38	2	CAR 10	Field Goal
10	01:57	00:44	1:13	Kickoff	CAR 35	4	10	0	10	1	CAR 45	Int	10	00:44	00:00	0:44	Int	CAR 48	2	-2	0	-2	0	CAR 49	End Game

WEEK 2: PANTHERS 22, CARDINALS 27

SEPTEMBER 14, 2025

PANTHERS													CARDINALS												
#	RECD	LOST	POSS	OBTAINED	BEGAN	PLAYS	YDS	PEN	NET	1ST	ENDED	GIVEN UP	#	RECD	LOST	POSS	OBTAINED	BEGAN	PLAYS	YDS	PEN	NET	1ST	ENDED	GIVEN UP
1	15:00	13:27	1:33	Kickoff	CAR 27	3	-8	0	-8	0	CAR 30	Fumble	1	08:53	05:19	3:34	Int	CAR 48	6	9	28	37	1	CAR 11	Field Goal
2	13:27	08:53	4:34	Kickoff	CAR 23	7	22	5	27	2	ARI 9	Int	2	00:50	12:01	3:49	Kickoff	ARI 22	6	5	0	5	1	ARI 27	Punt
3	05:19	00:50	4:29	Kickoff	CAR 36	9	55	0	55	2	ARI 9	Field Goal	3	07:19	01:55	5:24	Punt	ARI 10	10	86	-25	61	3	CAR 29	Field Goal
4	12:01	07:19	4:42	Punt	CAR 24	7	41	-10	31	2	ARI 45	Punt	4	00:51	00:04	0:47	Punt	CAR 45	6	45	0	45	3	CAR 11	TD
5	01:55	00:51	1:04	Kickoff	CAR 11	3	3	0	3	0	CAR 14	Punt	5	15:00	09:23	5:37	Kickoff	ARI 29	9	76	-5	71	5	CAR 2	TD
6	00:44	00:00	0:44	Kickoff	CAR 35	1	-1	0	-1	0	CAR 35	End Half	6	02:06	10:32	6:34	Kickoff	ARI 28	9	70	-10	60	3	CAR 12	Int
7	09:23	02:06	7:17	Kickoff	CAR 24	14	76	0	76	6	ARI 4	TD	7	05:05	04:31	0:34	Kickoff	ARI 10	3	4	0	4	0	ARI 14	Punt
8	10:32	05:05	5:27	Int	CAR 12	14	93	-5	88	6	ARI 5	TD	8	00:26	00:00	0:26	Downs	ARI 46	1	-2	0	-2	0	ARI 46	End Game
9	04:31	01:58	2:33	Punt	CAR 24	12	76	0	76	6	ARI 1	TD													
10	01:58	00:26	1:32	Onside Kick	CAR 49	8	-5	10	5	2	ARI 38	Downs													

WEEK 3: PANTHERS 30, FALCONS 0

SEPTEMBER 21, 2025

PANTHERS													FALCONS												
#	RECD	LOST	POSS	OBTAINED	BEGAN	PLAYS	YDS	PEN	NET	1ST	ENDED	GIVEN UP	#	RECD	LOST	POSS	OBTAINED	BEGAN	PLAYS	YDS	PEN	NET	1ST	ENDED	GIVEN UP
1	10:50	06:44	4:06	Missed FG	CAR 39	9	61	0	61	4	ATL 4	TD	1	15:00	10:50	4:10	Kickoff	ATL 27	10	42	0	42	3	CAR 31	Missed FG
2	03:28	00:04	3:24	Missed FG	CAR 45	5	23	-15	8	1	ATL 47	Punt	2	06:44	05:05	1:39	Kickoff	ATL 26	3	9	-5	4	0	ATL 30	Punt
3	10:45	05:24	5:21	Punt	CAR 13	10	53	-5	48	3	ATL 39	Field Goal	3	05:05	03:28	1:37	Muffed Punt	CAR 33	4	-3	0	-3	0	CAR 36	Missed FG
4	02:36	01:01	1:35	Punt	CAR 31	3	4	-10	-6	0	CAR 25	Punt	4	00:04	00:45	4:19	Punt	ATL 10	8	47	0	47	2	CAR 43	Punt
5	15:00	12:24	2:36	Kickoff	CAR 29	5	13	0	13	1	CAR 42	Punt	5	05:24	02:36	2:48	Kickoff	ATL 20	5	24	0	24	1	ATL 44	Punt
6	09:24	04:48	4:36	Downs	ATL 45	9	10	18	28	2	ATL 17	Field Goal	6	01:01	00:00	1:01	Punt	ATL 21	4	47	0	47	2	ATL 47	End Half
7	01:17	10:48	5:29	Int	ATL 30	9	30	0	30	3	ATL 1	TD	7	12:24	11:39	0:45	Punt	ATL 14	2	2	0	2	0	ATL 16	Int
8	08:02	03:41	4:21	Downs	ATL 44	7	31	-10	21	1	ATL 23	Field Goal	8	11:39	09:24	2:15	Kickoff	ATL 10	6	35	0	35	2	ATL 45	Downs
9	00:30	00:00	0:30	Fumble	CAR 29	1	-1	0	-1	0	CAR 29	End Game	9	04:48	01:17	3:31	Kickoff	ATL 20	11	49	0	49	3	CAR 31	Int
													10	10:48	08:02	2:46	Kickoff	ATL 10	8	34	0	34	2	ATL 44	Downs
													11	03:41	00:30	3:11	Kickoff	ATL 22	7	46	0	46	2	CAR 41	Fumble

WEEK 4: PANTHERS 13, PATRIOTS 42

SEPTEMBER 28, 2025

PANTHERS													PATRIOTS												
#	RECD	LOST	POSS	OBTAINED	BEGAN	PLAYS	YDS	PEN	NET	1ST	ENDED	GIVEN UP	#	RECD	LOST	POSS	OBTAINED	BEGAN	PLAYS	YDS	PEN	NET	1ST	ENDED	GIVEN UP
1	15:00	10:51	4:09	Kickoff	CAR 24	7	72	4	76	6	NE 7	TD	1	10:51	09:16	1:35	Kickoff	NE 35	3	7	-5	2	0	NE 37	Punt
2	10:51	05:34	3:42	Punt	CAR 23	6	29	5	34	2	NE 43	Punt	2	02:56	14:54	3:02	Punt	NE 20	6	80	0	80	4	CAR 5	TD
3	05:34	02:56	2:38	Kickoff	CAR 41	6	18	0	18	1	NE 41	Punt	3	09:55	05:48	4:07	Missed FG	NE 45	8	60	-5	55	4	CAR 10	TD
4	14:54	09:55	4:59	Kickoff	CAR 33	9	25	5	30	3	NE 37	Missed FG	4	04:02	01:57	2:05	Punt	CAR 14	4	14	0	14	2	CAR 1	TD
5	05:48	04:02	1:46	Kickoff	CAR 25	3	2	-5	-3	0	CAR 22	Punt	5	00:27	00:02	0:25	Punt	NE 2	3	5	0	5	0	NE 7	Punt
6	01:57	00:27	1:30	Kickoff	CAR 32	6	14	0	14	1	CAR 46	Punt	6	15:00	10:17	4:43	Kickoff	NE 22	8	88	-10	78	4	CAR 31	TD
7	00:02	00:00	0:02	Punt	CAR 47	0	0	0	0	0	CAR 47	End Half	7	06:28	04:21	2:07	Downs	NE 35	3	6	0	6	0	NE 41	Punt
8	10:17	06:28	3:49	Kickoff	CAR 32	7	33	0	33	2	NE 35	Downs	8	08:23	14:13	3:10	Punt	CAR 41	7	41	0	41	2	CAR 4	TD
9	04:21	02:23	1:58	Punt	CAR 1	3	8	-4	4	0	CAR 5	Punt	9	10:17	08:41	1:36	Downs	NE 41	3	8	0	8	0	NE 49	Punt
10	14:13	10:17	3:56	Kickoff	CAR 35	6	34	-10	24	1	NE 41	Downs	10	01:56	00:00	1:56	Kickoff	NE 31	3	-2	0	-2	0	NE 30	End Game
11	08:41	01:56	6:45	Punt	CAR 9	13	91	0	91	5	NE 2	TD													

WEEK 5: PANTHERS 27, DOLPHINS 24

OCTOBER 5, 2025

PANTHERS													DOLPHINS												
#	RECD	LOST	POSS	OBTAINED	BEGAN	PLAYS	YDS	PEN	NET	1ST ENDED	GIVEN UP		#	RECD	LOST	POSS	OBTAINED	BEGAN	PLAYS	YDS	PEN	NET	1ST ENDED	GIVEN UP	
1	09:03	06:31	2:32	Kickoff	CAR 31	5	24	5	29	2	MIA 30	Fumble	1	15:00	09:03	5:57	Kickoff	MIA 27	11	48	0	48	3	CAR 25	Field Goal
2	14:55	14:01	0:54	Kickoff	CAR 28	2	4	0	4	0	CAR 32	Int	2	06:31	14:55	6:36	Fumble	MIA 42	14	58	0	58	5	CAR 10	TD
3	10:48	03:24	7:24	Kickoff	CAR 24	12	81	-5	76	5	MIA 7	TD	3	14:01	10:48	3:13	Int	CAR 49	5	44	5	49	3	CAR 4	TD
4	01:47	00:00	1:47	Punt	CAR 24	11	75	-16	59	4	MIA 17	Field Goal	4	03:24	01:47	1:37	Kickoff	MIA 25	3	-5	0	-5	0	MIA 20	Punt
5	15:00	12:15	2:45	Kickoff	CAR 30	5	44	-5	39	1	MIA 31	Field Goal	5	12:15	09:38	2:37	Kickoff	MIA 25	3	17	-10	7	0	MIA 32	Punt
6	09:38	06:57	2:41	Punt	CAR 14	4	19	-5	14	1	CAR 28	Punt	6	06:57	04:25	2:32	Punt	MIA 24	5	13	0	13	1	MIA 37	Punt
7	04:25	00:03	4:22	Punt	CAR 2	6	26	0	26	1	CAR 28	Punt	7	00:03	13:22	1:41	Punt	MIA 34	3	3	0	3	0	MIA 37	Punt
8	13:22	12:21	1:01	Punt	CAR 25	3	4	0	4	0	CAR 29	Punt	8	12:21	10:12	2:09	Punt	MIA 25	4	20	0	20	1	MIA 45	TD
9	10:12	06:10	4:02	Punt	CAR 15	7	61	24	85	5	MIA 1	TD	9	06:10	04:42	1:28	Kickoff	MIA 43	3	57	0	57	2	CAR 46	TD
10	04:42	01:59	2:43	Kickoff	CAR 17	8	78	5	83	6	MIA 4	TD	10	01:59	01:03	0:56	Kickoff	MIA 22	3	-7	0	-7	0	MIA 15	Punt
11	01:03	00:00	1:03	Punt	CAR 27	4	2	10	12	1	CAR 40	End Game													

DRIVE CHARTS

WEEK 6: PANTHERS 30, COWBOYS 27

OCTOBER 12, 2025

PANTHERS													COWBOYS												
#	RECD	LOST	POSS	OBTAINED	BEGAN	PLAYS	YDS	PEN	NET	1ST ENDED	GIVEN UP		#	RECD	LOST	POSS	OBTAINED	BEGAN	PLAYS	YDS	PEN	NET	1ST ENDED	GIVEN UP	
1	13:17	09:08	4:09	Punt	CAR 24	8	63	0	63	3	DAL 13	Field Goal	1	15:00	13:17	1:43	Kickoff	DAL 26	3	6	0	6	0	DAL 32	Punt
2	04:48	02:05	2:43	Kickoff	CAR 20	6	21	0	21	2	CAR 41	Int	2	09:08	04:48	4:20	Kickoff	DAL 27	10	68	0	68	3	CAR 5	Field Goal
3	14:56	11:29	3:27	Kickoff	CAR 35	6	65	0	65	4	DAL 19	TD	3	02:05	14:56	2:09	Int	CAR 12	4	17	-5	12	1	CAR 3	TD
4	03:39	00:20	3:19	Kickoff	CAR 34	9	24	5	29	3	DAL 37	Field Goal	4	11:29	03:39	5:50	Kickoff	DAL 23	13	70	7	77	5	CAR 19	TD
5	15:00	13:19	1:41	Kickoff	CAR 20	4	80	0	80	3	DAL 36	TD	5	00:20	00:00	0:20	Kickoff	DAL 20	1	-1	0	-1	0	DAL 20	End Half
6	09:44	05:28	4:16	Punt	CAR 7	6	25	0	25	2	CAR 32	Punt	6	13:19	09:44	3:35	Kickoff	DAL 20	5	20	-5	15	1	DAL 35	Punt
7	02:38	12:20	5:18	Kickoff	CAR 35	10	65	0	65	5	DAL 2	TD	7	05:28	02:38	2:50	Punt	DAL 27	6	58	15	73	3	CAR 34	TD
8	09:20	08:18	1:02	Kickoff	CAR 18	3	3	-5	-2	0	CAR 16	Punt	8	12:20	09:20	3:00	Kickoff	DAL 30	10	61	0	61	2	CAR 9	Field Goal
9	06:07	00:00	6:07	Punt	CAR 14	15	59	12	71	5	DAL 15	Field Goal	9	08:18	06:07	2:11	Punt	DAL 46	3	-8	0	-8	0	DAL 38	Punt

WEEK 7: PANTHERS 13, JETS 6

OCTOBER 19, 2025

PANTHERS													JETS												
#	RECD	LOST	POSS	OBTAINED	BEGAN	PLAYS	YDS	PEN	NET	1ST ENDED	GIVEN UP		#	RECD	LOST	POSS	OBTAINED	BEGAN	PLAYS	YDS	PEN	NET	1ST ENDED	GIVEN UP	
1	12:16	05:42	6:34	Downs	CAR 34	13	54	0	54	4	NYJ 12	Field Goal	1	15:00	12:16	2:44	Kickoff	NYJ 45	6	22	0	22	1	CAR 33	Downs
2	02:41	14:50	2:51	Punt	CAR 7	7	42	0	42	2	CAR 49	Downs	2	05:42	02:41	3:01	Kickoff	NYJ 26	6	17	0	17	1	NYJ 43	Punt
3	11:02	08:52	2:10	Kickoff	CAR 35	4	17	-5	12	1	CAR 47	Punt	3	14:50	11:02	3:48	Downs	CAR 49	7	23	10	33	2	CAR 16	Field Goal
4	07:37	06:07	1:30	Punt	CAR 48	3	4	-10	-6	0	CAR 42	Punt	4	08:52	07:37	1:15	Punt	NYJ 13	3	11	-8	3	0	NYJ 16	Punt
5	03:41	01:11	2:30	Punt	CAR 48	7	57	-5	52	3	NYJ 3	TD	5	06:07	03:41	2:26	Punt	NYJ 4	3	11	-4	7	0	NYJ 11	Punt
6	15:00	10:40	4:20	Kickoff	NYJ 49	10	38	0	38	2	NYJ 11	Field Goal	6	01:11	00:00	1:11	Kickoff	NYJ 33	7	13	0	13	2	CAR 44	End Half
7	07:06	03:45	3:21	Punt	CAR 8	6	3	0	3	1	CAR 11	Punt	7	10:40	07:06	3:34	Kickoff	NYJ 33	6	21	0	21	1	CAR 46	Punt
8	00:34	08:53	6:41	Int	CAR 20	11	42	-5	37	3	NYJ 43	Punt	8	03:45	00:34	3:11	Punt	NYJ 21	10	41	0	41	3	CAR 38	Int
9	06:26	04:41	1:45	Kickoff	CAR 35	3	4	-5	-1	0	CAR 34	Punt	9	08:53	06:26	2:27	Punt	NYJ 15	9	61	-5	56	2	CAR 29	Field Goal
10	04:28	02:49	1:39	Int	CAR 40	3	8	0	8	0	CAR 48	Punt	10	04:41	04:28	0:13	Punt	NYJ 28	2	0	0	0	0	NYJ 28	Int
11	01:44	00:00	1:44	Punt	CAR 43	5	33	0	33	1	NYJ 23	End Game	11	02:49	01:44	1:05	Punt	NYJ 14	3	0	0	0	0	NYJ 14	Punt

WEEK 8: PANTHERS 9, BILLS 40

OCTOBER 26, 2025

PANTHERS													BILLS												
#	RECD	LOST	POSS	OBTAINED	BEGAN	PLAYS	YDS	PEN	NET	1ST ENDED	GIVEN UP		#	RECD	LOST	POSS	OBTAINED	BEGAN	PLAYS	YDS	PEN	NET	1ST ENDED	GIVEN UP	
1	15:00	12:45	2:15	Kickoff	CAR 31	3	-5	0	-5	0	CAR 26	Punt	1	12:45	07:14	5:31	Punt	BUF 24	11	49	0	49	4	CAR 27	Field Goal
2	07:14	03:40	3:34	Kickoff	CAR 29	7	46	5	51	3	BUF 21	Fumble	2	03:40	13:03	5:37	Fumble	BUF 17	12	63	-5	58	2	CAR 25	Field Goal
3	13:03	08:58	4:05	Kickoff	CAR 35	9	45	-10	35	2	BUF 30	Field Goal	3	08:58	07:23	1:35	Kickoff	BUF 23	3	77	0	77	2	BUF 36	TD
4	07:23	05:42	1:41	Kickoff	CAR 27	3	3	0	3	0	CAR 30	Punt	4	05:42	03:20	2:22	Punt	BUF 26	5	14	0	14	1	BUF 40	Punt
5	03:20	01:52	1:28	Punt	CAR 13	5	19	0	19	1	CAR 32	Int	5	01:52	01:50	0:02	Int	CAR 1	1	1	0	1	1	CAR 1	TD
6	01:50	00:00	1:50	Kickoff	CAR 31	9	45	10	55	4	BUF 14	Missed FG	6	15:00	12:18	2:42	Kickoff	BUF 35	4	70	-5	65	2	BUF 46	TD
7	12:18	10:11	2:07	Kickoff	CAR 35	4	-3	0	-3	1	CAR 32	Punt	7	10:11	04:59	5:12	Punt	BUF 12	9	88	0	88	6	CAR 21	TD
8	04:59	04:41	0:18	Kickoff	CAR 29	1	-4	0	-4	0	CAR 29	Fumble	8	04:41	01:19	3:22	Fumble	CAR 19	6	19	0	19	2	CAR 1	TD
9	01:19	10:33	5:46	Kickoff	CAR 33	13	67	0	67	6	BUF 3	TD	9	10:33	04:57	5:36	Kickoff	BUF 16	8	26	0	26	2	BUF 42	Punt
10	04:57	03:19	1:38	Punt	CAR 19	3	7	0	7	0	CAR 26	Punt	10	03:19	01:46	1:33	Punt	BUF 27	3	3	0	3	0	BUF 30	Punt
11	01:46	00:00	1:46	Punt	CAR 23	4	16	15	31	2	BUF 46	End Game													

WEEK 9: PANTHERS 16, PACKERS 13

NOVEMBER 2, 2025

PANTHERS													PACKERS												
#	RECD	LOST	POSS	OBTAINED	BEGAN	PLAYS	YDS	PEN	NET	1ST ENDED	GIVEN UP		#	RECD	LOST	POSS	OBTAINED	BEGAN	PLAYS	YDS	PEN	NET	1ST ENDED	GIVEN UP	
1	15:00	12:21	2:39	Kickoff	CAR 27	3	14	-14	0	0	CAR 27	Punt	1	12:21	06:34	5:47	Punt	GB 28	9	56	0	56	4	CAR 16	Fumble
2	06:34	12:55	8:39	Fumble	CAR 16	15	70	0	70	5	GB 14	Int	2	12:55	07:53	5:02	Int	GB 20	9	58	-9	49	2	CAR 31	Field Goal
3	07:53	02:22	5:31	Kickoff	CAR 24	10	71	5	76	5	GB 5	TD	3	02:22	00:00	2:22	Kickoff	GB 42	10	70	-20	50	3	CAR 8	Field Goal
4	10:34	07:41	2:53	Missed FG	CAR 33	6	18	0	18	1	GB 49	Punt	4	15:00	10:34	4:26	Kickoff	GB 32	9	43	0	43	2	CAR 25	Missed FG
5	06:27	02:12	4:15	Int	GB 38	8	35	3	38	4	GB 1	TD	5	07:41	06:27	1:14	Punt	GB 11	4	13	0	13	1	GB 24	Int
6	10:45	07:24	3:21	Downs	CAR 13	4	23	-10	13	1	CAR 26	Punt	6	02:12	10:45	6:27	Kickoff	GB 29	13	58	0	58	3	CAR 13	Downs
7	02:32	00:00	2:32	Kickoff	CAR 29	9	40	0	40	3	GB 31	Field Goal	7	07:24	02:32	4:52	Punt	GB 29	12	71	0	71	5	CAR 1	TD

WEEK 10: PANTHERS 7, SAINTS 17

NOVEMBER 9, 2025

PANTHERS													SAINTS												
#	RECD	LOST	POSS	OBTAINED	BEGAN	PLAYS	YDS	PEN	NET	1ST ENDED	GIVEN UP		#	RECD	LOST	POSS	OBTAINED	BEGAN	PLAYS	YDS	PEN	NET	1ST ENDED	GIVEN UP	
1	15:00	07:59	7:01	Kickoff	CAR 33	12	47	20	67	6	NO 5	TD	1	07:59	02:52	5:07	Kickoff	NO 20	10	78	0	78	3	CAR 2	Field Goal
2	02:52	00:47	2:05	Kickoff	CAR 28	4	19	0	19	1	CAR 47	Punt	2	00:47	14:48	0:59	Punt	NO 2	3	7	0	7	0	NO 9	Punt
3	14:48	13:18	1:30	Punt	CAR 47	3	-12	0	-12	0	CAR 35	Punt	3	13:18	09:21	3:57	Punt	NO 25	7	75	0	75	2	NO 38	TD
4	09:21	07:43	1:38	Kickoff	CAR 38	3	7	0	7	0	CAR 45	Punt	4	07:43	06:09	1:34	Punt	NO 8	5	32	0	32	1	NO 40	Punt
5	06:09	03:54	2:15	Punt	CAR 13	3	3	0	3	0	CAR 16	Punt	5	03:54	00:21	3:33	Punt	NO 16	9	44	-5	39	2	CAR 45	Punt
6	00:21	00:00	0:21	Punt	CAR 19	3	19	-5	14	1	CAR 27	End Half	6	15:00	12:50	2:10	Kickoff	NO 37	3	18	-10	8	0	NO 45	Punt
7	12:50	06:29	6:21	Punt	CAR 10	11	60	0	60	3	NO 30	Missed FG	7	04:30	13:28	5:52	Fumble	NO 17	12	43	0	43	3	CAR 32	Downs
8	06:29	04:30	1:59	Muffed FG	NO 30	4	11	0	11	1	NO 15	Fumble	8	12:54	10:20	2:34	Int	CAR 43	5	43	0	43	2	CAR 30	TD
9	13:38	12:54	0:44	Downs	CAR 40	2	5	0	5	0	CAR 45	Int	9	07:35	00:00	7:35	Downs	NO 41	14	48	0	48	4	CAR 9	End Game
10	10:20	07:35	2:45	Kickoff	CAR 32	6	12	15	27	1	NO 42	Downs													

DRIVE CHARTS

WEEK 11: PANTHERS 30, FALCONS 27

NOVEMBER 16, 2025

PANTHERS													FALCONS												
#	RECD	LOST	POSS	OBTAINED	BEGAN	PLAYS	YDS	PEN	NET	1ST ENDED	GIVEN UP		#	RECD	LOST	POSS	OBTAINED	BEGAN	PLAYS	YDS	PEN	NET	1ST ENDED	GIVEN UP	
1	12:55	05:25	7:30	Punt	CAR 27	12	68	5	73	4	ATL 7	TD	1	15:00	12:55	2:05	Kickoff	ATL 31	3	6	-10	-4	0	ATL 27	Punt
2	03:33	00:59	2:34	Kickoff	CAR 35	4	11	0	11	1	CAR 46	Punt	2	05:25	03:33	1:52	Kickoff	ATL 25	4	75	0	75	3	CAR 4	TD
3	07:52	05:24	2:28	Kickoff	CAR 20	3	4	-15	-11	0	CAR 9	Punt	3	00:59	07:52	8:07	Punt	ATL 5	13	100	-5	95	7	CAR 1	TD
4	01:41	00:25	1:16	Kickoff	CAR 31	7	58	0	58	2	ATL 11	Field Goal	4	05:24	01:41	3:43	Punt	ATL 41	7	58	1	59	6	CAR 1	TD
5	15:00	12:04	2:56	Kickoff	CAR 32	5	68	0	68	3	ATL 36	TD	5	00:25	00:00	0:25	Kickoff	ATL 29	2	18	0	18	1	ATL 32	End Half
6	12:01	08:09	3:52	Fumble	ATL 32	6	33	-10	23	1	ATL 8	Downs	6	12:04	12:01	0:03	Kickoff		0	0	0	0	0		Fumble
7	05:12	00:58	4:14	Punt	CAR 21	10	63	0	63	3	ATL 16	Field Goal	7	08:09	05:12	2:57	Downs	ATL 9	6	22	-4	18	1	ATL 27	Punt
8	12:13	10:14	1:59	Punt	CAR 16	4	25	0	25	1	CAR 41	Punt	8	00:58	12:13	3:45	Kickoff	ATL 22	6	19	0	19	1	ATL 41	Punt
9	07:54	03:02	4:52	Punt	CAR 7	11	32	0	32	2	CAR 44	Downs	9	10:14	07:54	2:20	Punt	ATL 18	6	13	8	21	2	ATL 39	Punt
10	02:43	01:08	1:35	Kickoff	CAR 35	9	65	0	65	4	ATL 12	TD	10	03:02	02:43	0:19	Downs	CAR 39	4	5	0	5	0	CAR 34	Field Goal
11	00:16	00:00	0:16	Kickoff	CAR 28	1	-1	0	-1	0	CAR 28	End Half	11	01:08	00:16	0:52	Kickoff	ATL 45	6	28	0	28	2	CAR 27	Field Goal
12	08:45	05:10	3:35	Punt	CAR 30	6	60	0	60	1	ATL 10	Field Goal	12	10:00	08:45	1:15	Kickoff	ATL 20	3	4	-5	-1	0	ATL 19	Punt

WEEK 12: PANTHERS 9, 49ERS 20

NOVEMBER 24, 2025

PANTHERS													49ERS												
#	RECD	LOST	POSS	OBTAINED	BEGAN	PLAYS	YDS	PEN	NET	1ST ENDED	GIVEN UP		#	RECD	LOST	POSS	OBTAINED	BEGAN	PLAYS	YDS	PEN	NET	1ST ENDED	GIVEN UP	
1	06:17	03:40	2:37	Kickoff	CAR 35	3	17	-10	7	0	CAR 42	Punt	1	15:00	06:17	8:43	Kickoff	SF 28	15	72	0	72	6	CAR 12	TD
2	03:29	01:22	2:07	Int	SF 16	4	15	0	15	1	SF 1	Int	2	03:40	03:29	0:11	Punt	SF 8	1	0	0	0	0	SF 8	Int
3	09:35	08:00	1:35	Int	CAR 20	3	8	0	8	0	CAR 28	Punt	3	01:22	09:35	6:47	Int	SF 20	12	52	0	52	4	CAR 28	Int
4	06:19	02:28	3:51	Int	SF 33	7	26	0	26	2	SF 7	Field Goal	4	08:00	06:19	1:41	Punt	SF 17	3	18	0	18	1	SF 35	Int
5	01:00	00:17	0:43	Kickoff	CAR 25	3	6	-10	-4	0	CAR 21	Punt	5	02:28	01:00	1:28	Kickoff	SF 46	6	25	0	25	1	CAR 29	Field Goal
6	15:00	12:25	2:35	Kickoff	CAR 27	4	31	-10	21	1	CAR 48	Punt	6	00:17	00:00	0:17	Punt	SF 35	3	28	0	28	1	SF 44	End Half
7	04:42	00:49	3:53	Kickoff	CAR 32	8	68	0	68	4	SF 29	TD	7	12:25	04:42	7:43	Punt	SF 20	13	80	0	80	6	CAR 12	TD
8	09:21	06:27	2:54	Kickoff	CAR 35	6	32	0	32	2	SF 33	Int	8	00:49	09:21	6:28	Kickoff	SF 30	10	59	0	59	3	CAR 11	Field Goal
9	04:44	02:41	2:03	Punt	CAR 34	7	27	0	27	2	SF 39	Missed FG	9	06:27	04:44	1:43	Int	SF 26	3	11	-5	6	0	SF 32	Punt
													10	02:41	00:00	2:41	Missed FG	SF 47	6	10	0	10	1	CAR 42	End Game

WEEK 13: PANTHERS 31, RAMS 28

NOVEMBER 30, 2025

PANTHERS														RAMS													
#	RECD	LOST	POSS	OBTAINED	BEGAN	PLAYS	YDS	PEN	NET	1ST ENDED	GIVEN UP			#	RECD	LOST	POSS	OBTAINED	BEGAN	PLAYS	YDS	PEN	NET	1ST ENDED	GIVEN UP		
1	12:10	07:38	4:32	Kickoff	CAR 31	9	69	0	69	3	LAR 35	TD		1	15:00	12:10	2:50	Kickoff	CAR 35	6	35	0	35	3	CAR 4	TD	
2	04:02	02:37	1:25	Int	CAR 20	3	7	0	7	0	CAR 27	Punt		2	07:38	04:02	3:36	Kickoff	LAR 32	7	60	0	60	3	CAR 8	Int	
3	12:46	05:33	7:13	Kickoff	CAR 26	12	70	-10	60	3	LAR 14	Field Goal		3	02:37	01:10	1:27	Punt	LAR 28	4	13	0	13	1	LAR 41	Int	
4	01:55	00:14	1:41	Kickoff	CAR 34	5	18	0	18	1	LAR 48	Punt		4	01:10	12:46	3:24	Kickoff	LAR 36	7	64	0	64	4	CAR 7	TD	
5	15:00	08:48	6:12	Kickoff	CAR 29	10	71	0	71	3	LAR 33	TD		5	05:33	01:55	3:38	Kickoff	LAR 20	7	75	5	80	4	CAR 2	TD	
6	06:58	13:34	8:24	Punt	CAR 24	12	47	-10	37	4	LAR 39	Punt		6	00:14	00:00	0:14	Punt	LAR 9	1	-1	0	-1	0	LAR 9	End Half	
7	09:58	06:34	3:24	Kickoff	CAR 35	6	65	0	65	2	LAR 43	TD		7	08:48	06:58	1:50	Kickoff	LAR 28	3	-3	0	-3	0	LAR 25	Punt	
8	02:25	00:00	2:25	Fumble	CAR 34	6	11	0	11	1	CAR 47	End Game		8	13:34	09:58	3:36	Punt	LAR 11	6	89	0	89	4	CAR 7	TD	
														9	06:34	02:25	4:09	Kickoff	LAR 28	10	47	-5	42	3	CAR 22	Fumble	

LAST MATCHUP



2025 WEEK 10
New Orleans Saints 17, Carolina Panthers 7
72,804 Bank of America Stadium Nov 9, 2025

New Orleans Saints 3 7 0 7 — 17
Carolina Panthers 7 0 0 0 — 7

SCORING DRIVES

TEAM	QTR	TIME	SCORING PLAY	NO	CAR
Panthers	1	07:59	R.Dowdle 5 yd. run (R.Fitzgerald kick) (12-67, 7:01)	0	7
Saints	1	02:52	B.Grupe 20 yd. Field Goal (10-78, 5:07)	3	7
Saints	2	09:21	C.Olave 62 yd. pass from T.Shough (B.Grupe kick) (7-75, 3:57)	10	7
Saints	4	10:20	J.Johnson 30 yd. pass from T.Shough (B.Grupe kick) (5-43, 2:34)	17	7

NEW ORLEANS SAINTS					
OFFENSE			DEFENSE		
WR	10	B. Cooks	DE	98	J. Bullard
WR	12	C. Olave	DE	94	C. Jordan
C	51	C. Ruiz	DE	99	C. Young
TE	87	F. Moreau	DT	92	D. Godchaux
QB	6	T. Shough	DT	90	B. Bresee
RB	41	A. Kamara	CB	4	K. McKinstry
			CB	1	A. Taylor
CAROLINA PANTHERS					
OFFENSE			DEFENSE		
WR	4	T. McMillan	OLB	98	D. Wonnun
TE	84	M. Evans	DE	95	D. Brown
LT	79	I. Ekwonu	DT	99	T. Wharton
LG	68	D. Lewis	OLB	11	N. Scourton
C	64	C. Mays	LB	32	T. Wallace
RG	63	A. Corbett	LB	56	C. Rozeboom
RT	72	T. Moton	CB	2	M. Jackson
TE	82	T. Tremble	CB	8	J. Horn
WR	17	X. Legette	CB	26	C. Smith-Wade
QB	9	B. Young	S	7	T. Moehrig
RB	5	R. Dowdle	S	21	N. Scott

NEW ORLEANS SAINTS

PASSING	ATT	CP	YDS	SK/YD	TD	LG	INT	RTG
Tyler Shough	27	19	282	2/16	2	62T	0	128.9
Taysom Hill	1	0	0	0/0	0	0	0	39.6
TOTAL	28	19	282	2/16	2	62T	0	124.4

RUSHING	ATT	YDS	AVG	LG	TD
Alvin Kamara	22	83	3.8	16	0
Devin Neal	4	22	5.5	14	0
Taysom Hill	7	20	2.9	5	0
Tyler Shough	4	-3	-0.8	3	0
TOTAL	37	122	3.3	16	0

RECEIVING	NO	YDS	AVG	LG	TD
Chris Olave	5	104	20.8	62T	1
Juwan Johnson	4	92	23.0	52	1
Alvin Kamara	3	32	10.7	26	0
Devin Neal	3	9	3.0	10	0
Foster Moreau	2	16	8.0	10	0
Devaughn Vele	1	15	15.0	15	0
Zaire Mitchell-Paden	1	14	14.0	14	0
TOTAL	19	282	14.8	62T	2

TOP DEFENSE	TOT	SOLO	AST	SCK	YDS	INT
Demario Davis	7	1	6	0.0	0.0	0
Kool-Aid McKinstry	6	4	2	0.0	0.0	0
Alontae Taylor	6	4	2	0.0	0.0	1

FIELD GOALS	FGM/FGA	PERCENT	RESULTS
Blake Grupe	1-1	100.0	20G
TOTAL	1-1	100.0	

CAROLINA PANTHERS

PASSING	ATT	CP	YDS	SK/YD	TD	LG	INT	RTG
Bryce Young	25	17	124	2/22	0	26	1	62.8
TOTAL	25	17	124	2/22	0	26	1	62.8

RUSHING	ATT	YDS	AVG	LG	TD
Rico Dowdle	18	53	2.9	14	1
Chuba Hubbard	3	14	4.7	6	0
Bryce Young	2	6	3.0	6	0
TOTAL	23	73	3.2	14	1

RECEIVING	NO	YDS	AVG	LG	TD
Tetairoa McMillan	5	60	12.0	26	0
Ja'Tavion Sanders	5	32	6.4	13	0
Jalen Coker	3	21	7.0	10	0
Rico Dowdle	3	10	3.3	8	0
Chuba Hubbard	1	1	1.0	1	0
TOTAL	17	124	7.3	26	0

TOP DEFENSE	TOT	SOLO	AST	SCK	YDS	INT
Derrick Brown	9	3	6	0.0	0.0	0
Tre'von Moehrig	7	6	1	0.0	0.0	0
Turk Wharton	7	2	5	0.0	0.0	0

FIELD GOALS	FGM/FGA	PERCENT	RESULTS
Ryan Fitzgerald	0-1	0.0	48B
TOTAL	0-1	0.0	

Team Statistics

	Saints	Panthers
First Downs	17	13
3rd-Down Eff. (Made/Att/Pct)	8/17/47%	3/9/33%
4th-Down Eff. (Made/Att/Pct)	2/3/67%	0/1/0%
Total Net Yards	388	175
Total Plays	67	50
Yards Per Play	5.8	3.5
Rushes/Net Yards	37/122	23/73
Net Passing	266	102
Pass Attempts/Completions	28/19	25/17
Had Intercepted	0	1
Sacked/Yards Lost	2/16	2/22
Punts/Average	4/44.3	4/51.0
Penalties/Yards	6/60	1/5
Fumbles/Lost	1/1	1/1
Possession Time	33:21	26:39

GAME SUMMARIES



WEEK 1

Carolina Panthers 10, Jacksonville Jaguars 26
59,957 EverBank Stadium Sep 7, 2025



Carolina Panthers	3	0	0	7	—	10
Jacksonville Jaguars	3	17	0	6	—	26

SCORING DRIVES

TEAM	QTR	TIME	SCORING PLAY	CAR	JAX
Jaguars	1	08:15	C.Little 35 yd. Field Goal (13-55, 6:45)	0	3
Panthers	1	00:36	R.Fitzgerald 48 yd. Field Goal (13-41, 7:39)	3	3
Jaguars	2	08:32	H.Long 6 yd. pass from T.Lawrence (C.Little kick) (8-35, 4:12)	3	10
Jaguars	2	01:49	B.Thomas 9 yd. run (C.Little kick) (4-91, 1:50)	3	17
Jaguars	2	00:01	C.Little 47 yd. Field Goal (6-39, 0:47)	3	20
Jaguars	4	07:09	C.Little 36 yd. Field Goal (15-49, 8:07)	3	23
Panthers	4	04:47	C.Hubbard 27 yd. pass from B.Young (R.Fitzgerald kick) (10-80, 2:22)	10	23
Jaguars	4	01:57	C.Little 28 yd. Field Goal (7-38, 2:50)	10	26

JACKSONVILLE JAGUARS

OFFENSE	DEFENSE
WR 7 B. Thomas Jr.	DE 44 T. Walker
WR 12 T. Hunter	DT 52 D. Hamilton
LT 72 W. Little	DT 91 A. Armstead
LG 76 E. Cleveland	DE 41 J. Hines-Allen
RG 65 P. Mekari	LB 0 D. Lloyd
RT 77 A. Harrison	LB 47 D. Gardeck
TE 85 B. Strange	CB 2 J. Lewis
WR 5 D. Brown	CB 3 T. Campbell
QB 16 T. Lawrence	S 29 E. Murray
RB 1 T. Etienne Jr.	S 42 A. Wingard

CAROLINA PANTHERS

OFFENSE	DEFENSE
WR 4 T. McMillan	OLB 94 P. Jones II
TE 0 J. Sanders	DE 94 A. Robinson
LT 77 Y. Nijman	DE 95 D. Brown
LG 68 D. Lewis	DT 99 T. Wharton
C 63 A. Corbett	LB 32 T. Wallace
RG 50 R. Hunt	LB 56 C. Rozeboom
RT 72 T. Moton	CB 2 M. Jackson
TE 82 T. Tremble	CB 8 J. Horn
WR 17 X. Legette	CB 26 C. Smith-Wade
QB 9 B. Young	S 7 T. Moehrig
RB 30 C. Hubbard	S 21 N. Scott

CAROLINA PANTHERS

PASSING	ATT	CP	YDS	SK/YD	TD	LG	INT	RTG
Bryce Young	35	18	154	1/12	1	27t	2	49.0
TOTAL	35	18	154	1/12	1	27T	2	49.0

RUSHING	ATT	YDS	AVG	LG	TD
Chuba Hubbard	16	57	3.6	9	0
Byce Young	5	40	8.0	22	0
Rico Dowdle	3	12	4.0	9	0
Trevor Etienne	1	4	4.0	4	0
TOTAL	25	113	4.5	22	0

RECEIVING	NO	YDS	AVG	LG	TD
Tetairoa McMillan	5	68	13.6	21	0
Chuba Hubbard	3	32	10.7	27t	1
Xavier Legette	3	10	3.3	9	0
Ja'Tavion Sanders	2	27	13.5	18	0
Hunter Renfrow	2	11	5.5	6	0
Rico Dowdle	2	4	2.0	3	0
Tommy Tremble	1	2	2.0	2	0
TOTAL	18	154	8.6	27T	1

TOP DEFENSE	TOT	SOLO	AST	SCK	YDS	INT
Tre'von Moehrig	11	7	4	0.0	0.0	0
Christian Rozeboom	8	7	1	0.0	0.0	0
A'Shawn Robinson	6	4	2	0.0	0.0	0

FIELD GOALS	FGM/FGA	PERCENT	RESULTS
Ryan Fitzgerald	1-1	100.0	48G
TOTAL	1-1	100.0	

JACKSONVILLE JAGUARS

PASSING	ATT	CP	YDS	SK/YD	TD	LG	INT	RTG
Trevor Lawrence	31	19	178	0/0	1	24	1	74.4
TOTAL	31	19	178	0/0	1	24	1	74.4

RUSHING	ATT	YDS	AVG	LG	TD
Travis Etienne Jr.	16	143	8.9	71	0
Tank Bigsby	5	12	2.4	4	0
Trevor Lawrence	4	12	3.0	10	0
Bhayshul Tuten	3	11	3.7	8	0
Brian Thomas Jr.	1	9	9.0	9t	1
LeQuint Allen Jr.	1	7	7.0	7	0
Dyami Brown	2	6	3.0	4	0
TOTAL	32	200	6.3	71	1

RECEIVING	NO	YDS	AVG	LG	TD
Travis Hunter	6	33	5.5	10	0
Brenton Strange	4	59	14.8	24	0
Dyami Brown	3	52	17.3	23	0
Travis Etienne Jr.	3	13	4.3	7	0
Brian Thomas Jr.	1	11	11.0	11	0
Hunter Long	1	6	6.0	6t	1
LeQuint Allen Jr.	1	4	4.0	4	0
TOTAL	19	178	9.4	24	1

TOP DEFENSE	TOT	SOLO	AST	SCK	YDS	INT
Foyesade Oluokun	10	5	5	0.0	0.0	1
Andrew Wingard	9	3	6	0.0	0.0	0
Eric Murray	7	3	4	0.0	0.0	0

FIELD GOALS	FGM/FGA	PERCENT	RESULTS
Cam Little	4-4	100.0	35G, 47G, 36G, 28G
TOTAL	4-4	100.0	

Team Statistics

	Panthers	Jaguars
First Downs	15	19
3rd-Down Eff. (Made/Att/Pct)	8/15/53%	5/12/42%
4th-Down Eff. (Made/Att/Pct)	0/2/0%	2/2/100%
Total Net Yards	255	378
Total Plays	61	63
Yards Per Play	4.2	6.0
Rushes/Net Yards	25/113	32/200
Net Passing	142	178
Pass Attempts/Completions	35/18	31/19
Had Intercepted	2	1
Sacked/Yards Lost	1/12	0/0
Punts/Average	2/43.0	2/55.5
Penalties/Yards	4/35	11/93
Fumbles/Lost	1/1	0/0
Possession Time	29:00	31:00

GAME SUMMARIES



Carolina Panthers	3	0	6	13	—	22
Arizona Cardinals	10	10	7	0	—	27



WEEK 2
Carolina Panthers 22, Arizona Cardinals 27
64,003 🏈 **State Farm Stadium** 🏈 **Sep 14, 2025**

SCORING DRIVES

TEAM	QTR	TIME	SCORING PLAY	CAR	ARI
Cardinals	1	13:27	Z.Collins 3 yd. fumble return (C.Ryland kick)	0	7
Cardinals	1	05:19	C.Ryland 29 yd. Field Goal (6-37, 3:34)	0	10
Panthers	1	00:50	R.Fitzgerald 27 yd. Field Goal (9-55, 4:29)	3	10
Cardinals	2	01:55	C.Ryland 47 yd. Field Goal (10-61, 5:24)	3	13
Cardinals	2	00:04	Mi.Wilson 11 yd. pass from K.Murray (C.Ryland kick) (6-45, 0-47)	3	20
Cardinals	3	09:23	J.Conner 2 yd. run (C.Ryland kick) (9-71, 5:37)	3	27
Panthers	3	02:06	H.Renfrow 4 yd. pass from B.Young (run failed) (14-76, 7:17)	9	27
Panthers	4	05:05	C.Hubbard 5 yd. pass from B.Young (run failed) (14-88, 5:27)	15	27
Panthers	4	01:58	H.Renfrow 1 yd. pass from B.Young (R.Fitzgerald kick) (12-76, 2:33)	22	27

ARIZONA CARDINALS					
OFFENSE			DEFENSE		
WR	18	M. Harrison Jr.	DT	56	D. Robinson
WR	14	M. Wilson	NT	94	D. Tomlinson
LT	70	P. Johnson Jr.	DT	93	C. Campbell
LG	63	E. Brown	OLB	5	B. Browning
C	72	H. Froholdt	ILB	2	M. Wilson Sr.
RG	74	I. Adams	ILB	27	A. Davis-Gaither
RT	73	J. Williams	OLB	10	J. Sweat
TE	85	T. McBride	CB	16	M. Melton
TE	81	T. Vokolek	CB	21	G. Williams
QB	1	K. Murray	S	3	B. Baker
RB	6	J. Conner	S	34	J. Thompson

CAROLINA PANTHERS					
OFFENSE			DEFENSE		
WR	4	T. McMillan	OLB	98	D. Wonnun
TE	0	J. Sanders	DE	94	A. Robinson
LT	79	I. Ekunwu	DE	95	D. Brown
LG	68	D. Lewis	DT	97	B. Brown III
C	63	A. Corbett	OLB	91	P. Jones II
RG	50	R. Hunt	LB	32	T. Wallace
RT	72	T. Moton	LB	56	C. Rozeboom
TE	82	T. Tremble	CB	2	M. Jackson
WR	17	X. Legette	CB	8	J. Horn
QB	9	B. Young	S	7	T. Moehrig
RB	30	C. Hubbard	S	21	N. Scott

CAROLINA PANTHERS

PASSING	ATT	CP	YDS	SK/YD	TD	LG	INT	RTG
Bryce Young	55	35	328	3/25	3	40	1	90.6
TOTAL	55	35	328	3/25	3	40	1	90.6

RUSHING	ATT	YDS	AVG	LG	TD
Chuba Hubbard	10	38	3.8	14	0
Rico Dowdle	6	9	1.5	5	0
Bryce Young	2	2	1.0	3	0
Xavier Legette	1	0	0.0	0	0
TOTAL	19	49	2.6	14	0

RECEIVING	NO	YDS	AVG	LG	TD
Ja'Tavion Sanders	7	54	7.7	12	0
Hunter Renfrow	7	48	6.9	15	2
Tetairoa McMillan	6	100	16.7	40	0
Chuba Hubbard	5	39	7.8	16	1
Brycen Tremayne	3	48	16.0	26	0
Tommy Tremble	3	20	6.7	9	0
Rico Dowdle	1	10	10.0	10	0
Mitchell Evans	1	9	9.0	9	0
Trevor Etienne	1	2	2.0	2	0
Xavier Legette	1	-2	-2.0	-2	0
TOTAL	35	328	9.4	40	3

TOP DEFENSE	TOT	SOLO	AST	SCK	YDS	INT
Tre'von Moehrig	9	7	2	0.0	0.0	0
Christian Rozeboom	7	1	6	0.0	0.0	0
Pat Jones II	4	3	1	0.0	0.0	0

FIELD GOALS	FGM/FGA	PERCENT	RESULTS
Ryan Fitzgerald	1-1	100.0	27G
TOTAL	1-1	100.0	

ARIZONA CARDINALS

PASSING	ATT	CP	YDS	SK/YD	TD	LG	INT	RTG
Kyle Murray	25	17	220	1/9	1	31	1	92.1
TOTAL	25	17	220	1/9	1	31	1	92.1

RUSHING	ATT	YDS	AVG	LG	TD
James Conner	11	34	3.1	8	1
Kyle Murray	7	32	4.6	30	0
Trey Benson	3	14	4.7	11	0
Jacoby Brissett	1	2	2.0	2	0
TOTAL	22	82	3.7	30	1

RECEIVING	NO	YDS	AVG	LG	TD
Trey McBride	6	78	13.0	31	0
Trey Benson	4	30	7.5	12	0
Elijah Higgins	2	45	22.5	27	0
Marvin Harrison Jr.	2	27	13.5	15	0
James Conner	1	18	18.0	18	0
Greg Dortch	1	11	11.0	11	0
Michael Wilson	1	11	11.0	11t	1
TOTAL	17	220	12.9	31	1

TOP DEFENSE	TOT	SOLO	AST	SCK	YDS	INT
Jalen Thompson	10	6	4	0.0	0.0	0
Budda Baker	8	4	4	0.0	0.0	0
Mack Wilson Sr.	8	4	4	0.0	0.0	0

FIELD GOALS	FGM/FGA	PERCENT	RESULTS
Chad Ryland	2-2	100.0	29G, 47G
TOTAL	2-2	100.0	

Team Statistics

	Panthers	Cardinals
First Downs	26	16
3rd-Down Eff. (Made/Att/Pct)	5/15/33%	3/9/33%
4th-Down Eff. (Made/Att/Pct)	3/4/75%	1/1/100%
Total Net Yards	352	293
Total Plays	77	48
Yards Per Play	4.6	6.1
Rushes/Net Yards	19/49	22/82
Net Passing	303	211
Pass Attempts/Completions	55/35	25/17
Had Intercepted	1	1
Sacked/Yards Lost	3/25	1/9
Punts/Average	2/47.5	2/61.5
Penalties/Yards	7/83	12/96
Fumbles/Lost	1/1	0/0
Possession Time	33:15	26:45

GAME SUMMARIES



0

WEEK 3

Atlanta Falcons 0, Carolina Panthers 30

71,129 Bank of America Stadium Sep 21, 2025



30

Atlanta Falcons	0	0	0	0	—	0
Carolina Panthers	7	3	10	10	—	30

SCORING DRIVES

TEAM	QTR	TIME	SCORING PLAY	ATL	CAR
Panthers	1	06:44	B.Young 4 yd. run (R.Fitzgerald kick) (9-61, 4-06)	0	7
Panthers	2	05:24	R.Fitzgerald 57 yd. Field Goal (10-48, 5-21)	0	10
Panthers	3	11:39	C.Smith-Wade 11 yd. interception return (R.Fitzgerald kick)	0	17
Panthers	3	04:48	R.Fitzgerald 35 yd. Field Goal (9-28, 4-36)	0	20
Panthers	4	10:48	R.Dowdle 1 yd. run (R.Fitzgerald kick) (9-30, 5:29)	0	27
Panthers	4	03:41	R.Fitzgerald 41 yd. Field Goal (7-21, 4-21)	0	30

ATLANTA FALCONS					
OFFENSE			DEFENSE		
WR	1	D. Mooney	EDGE	17	A. Ebiketie
WR	5	D. London	DL	54	B. Dorius
WR	34	R. McCloud III	DL	96	Z. Harrison
TE	8	K. Pitts Sr.	DL	90	D. Onyemata
LT	70	J. Matthews	EDGE	56	L. Floyd
LG	65	M. Bergeron	ILB	0	D. Deablo
C	64	R. Neuzil	ILB	55	K. Elliss
RG	63	C. Lindstrom	CB	20	D. Alford
RT	71	E. Wilkisson	CB	21	M. Hughes
QB	9	M. Penix Jr.	S	3	J. Bates III
RB	7	B. Robinson	S	31	X. Watts

CAROLINA PANTHERS					
OFFENSE			DEFENSE		
WR	4	T. McMillan	OLB	38	D. Wonnun
LT	79	I. Ekwonu	DE	94	A. Robinson
LG	68	D. Lewis	DE	95	D. Brown
C	64	C. Mays	OLB	11	N. Scourton
RG	62	C. Zavala	LB	32	T. Wallace
RT	72	T. Moton	LB	56	C. Rozeboom
TE	0	J. Sanders	CB	2	M. Jackson
WR	87	B. Tremayne	CB	8	J. Horn
WR	83	D. Moore	CB	26	C. Smith-Wade
QB	9	B. Young	S	7	T. Moehrig
RB	30	C. Hubbard	S	21	N. Scott

ATLANTA FALCONS

PASSING	ATT	CP	YDS	SK/YD	TD	LG	INT	RTG
Michael Penix Jr.	36	18	172	0/0	0	25	2	40.5
Kirk Cousins	7	5	29	0/0	0	11	0	78.9
TOTAL	43	23	201	0/0	0	25	2	46.8

RUSHING	ATT	YDS	AVG	LG	TD
Bijan Robinson	13	72	5.5	17	0
Nathan Carter	7	46	6.6	10	0
Michael Penix Jr.	2	9	4.5	6	0
Tyler Allgeier	1	4	4.0	4	0
TOTAL	23	131	5.7	17	0

RECEIVING	NO	YDS	AVG	LG	TD
Drake London	5	55	11.0	18	0
Bijan Robinson	5	39	7.8	25	0
Darnell Mooney	4	44	11.0	21	0
Kyle Pitts Sr.	4	39	9.8	17	0
Ray-Ray McCloud III	2	20	10.0	12	0
David Sills V	1	9	9.0	9	0
Tyler Allgeier	1	0	0.0	0	0
Charlie Woerner	1	-5	-5.0	-5	0
TOTAL	23	201	8.7	25	0

TOP DEFENSE	TOT	SOLO	AST	SCK	YDS	INT
Xavier Watts	9	8	1	0.0	0.0	0
Kaden Elliss	9	5	4	1.0	7.0	0
Jessie Bates III	7	3	4	0.0	0.0	0

FIELD GOALS	FGM/FGA	PERCENT	RESULTS
Parker Romo	0-2	0.0	49WR, 55WL
TOTAL	0-2	0.0	

CAROLINA PANTHERS

PASSING	ATT	CP	YDS	SK/YD	TD	LG	INT	RTG
Bryce Young	24	16	121	1/7	0	23	0	78.6
TOTAL	24	16	121	1/7	0	23	0	78.6

RUSHING	ATT	YDS	AVG	LG	TD
Chuba Hubbard	17	73	4.3	8	0
Rico Dowdle	10	30	3.0	8	1
Bryce Young	2	8	4.0	4t	1
Andy Dalton	1	-1	-1.0	-1	0
TOTAL	30	110	3.7	8	2

RECEIVING	NO	YDS	AVG	LG	TD
Tetairoa McMillan	3	48	16.0	23	0
Tommy Tremble	2	16	8.0	12	0
Brycen Tremayne	2	15	7.5	8	0
Ja'Tavion Sanders	2	11	5.5	7	0
Hunter Renfrow	2	6	3.0	5	0
Chuba Hubbard	2	3	1.5	2	0
Mitchell Evans	1	9	9.0	9	0
Rico Dowdle	1	8	8.0	8	0
David Moore	1	5	5.0	5	0
TOTAL	16	121	7.6	23	0

TOP DEFENSE	TOT	SOLO	AST	SCK	YDS	INT
Christian Rozeboom	9	6	3	0.0	0.0	0
Mike Jackson	6	5	1	0.0	0.0	1
Tre'von Moehrig	6	4	2	0.0	0.0	0

FIELD GOALS	FGM/FGA	PERCENT	RESULTS
Ryan Fitzgerald	3-3	100.0	57G, 35G, 41G
TOTAL	3-3	100.0	

Team Statistics

	Falcons	Panthers
First Downs	17	15
3rd-Down Eff. (Made/Att/Pct)	5/13/38%	3/11/27%
4th-Down Eff. (Made/Att/Pct)	0/3/0%	2/2/100%
Total Net Yards	332	224
Total Plays	66	55
Yards Per Play	5.0	4.1
Rushes/Net Yards	23/131	30/110
Net Passing	201	114
Pass Attempts/Completions	43/23	24/16
Had Intercepted	2	0
Sacked/Yards Lost	0/0	1/7
Punts/Average	3/32.0	3/45.0
Penalties/Yards	3/23	6/55
Fumbles/Lost	1/1	1/1
Possession Time	28:02	31:58



GAME SUMMARIES



13

WEEK 4

Carolina Panthers 13, New England Patriots 42
64,628 Gillette Stadium Sep 28, 2025



42

Carolina Panthers	6	0	0	7	—	13
New England Patriots	7	21	7	7	—	42

SCORING DRIVES

TEAM	QTR	TIME	SCORING PLAY	CAR	NE
Panthers	1	10:51	T.Tremble 7 yd. pass from B.Young (kick failed, hlu) (7-76, 4:09)	6	0
Patriots	1	05:34	M.Jones 87 yd. punt return (A.Borregales kick)	6	7
Patriots	2	14:54	D.Maye 5 yd. run (A.Borregales kick) (6-80, 3:02)	6	14
Patriots	2	05:48	T.Henderson 5 yd. run (A.Borregales kick) (8-55, 4:07)	6	21
Patriots	2	01:57	A.Gibson 1 yd. run (A.Borregales kick) (4-14, 2:05)	6	28
Patriots	3	10:17	H.Henry 31 yd. pass from D.Maye (A.Borregales kick) (8-78, 4:43)	6	35
Patriots	4	14:13	M.Hollins 4 yd. pass from D.Maye (A.Borregales kick) (7-41, 3:10)	6	42
Panthers	4	01:56	M.Evans 2 yd. pass from A.Dalton (R.Fitzgerald kick) (13-91, 6:45)	13	42

NEW ENGLAND PATRIOTS					
OFFENSE			DEFENSE		
WR	9	K. Boutte	LB	2	H. Landry III
WR	8	S. Diggs	LB	44	K. Chaisson
C	65	G. Bradbury	LB	14	R. Spillane
C	77	B. Brown	LB	53	C. Ellis
TE	85	H. Henry	DL	90	C. Barmore
TE	81	A. Hooper	CB	7	C. Davis III
RB	38	R. Stevenson	CB	25	M. Jones
QB	10	D. Maye	CB	0	C. Gonzalez
			S	21	J. Hawkins
			S	31	C. Woodson

CAROLINA PANTHERS					
OFFENSE			DEFENSE		
WR	13	H. Renfrow	OLB	11	N. Scourton
WR	83	D. Moore	DE	94	A. Robinson
TE	82	T. Tremble	DE	95	D. Brown
LT	79	I. Ekwonu	DT	99	T. Wharton
LG	68	D. Lewis	LB	32	T. Wallace
C	64	C. Mays	LB	56	C. Rozeboom
RG	62	C. Zavala	CB	2	M. Jackson
RT	72	T. Moton	CB	8	J. Horn
WR	4	T. McMillan	S	21	N. Scott
QB	9	B. Young	S	7	T. Moehrig
RB	30	C. Hubbard	S	22	L. Ransom

CAROLINA PANTHERS

PASSING	ATT	CP	YDS	SK/YD	TD	LG	INT	RTG
Bryce Young	30	18	150	1/11	1	16	0	84.0
Andy Dalton	6	5	58	0/0	1	24	0	146.5
TOTAL	36	23	208	1/11	2	24	0	97.9

RUSHING	ATT	YDS	AVG	LG	TD
Chuba Hubbard	10	49	4.9	11	0
Trevor Etienne	7	33	4.7	22	0
Rico Dowdle	9	32	3.6	10	0
David Moore	1	12	12.0	12	0
Bryce Young	1	3	3.0	3	0
TOTAL	28	129	4.6	22	0

RECEIVING	NO	YDS	AVG	LG	TD
Tommy Tremble	5	42	8.4	15	1
Tetairoa McMillan	4	62	15.5	22	0
Brycen Tremayne	3	36	12.0	24	0
Mitchell Evans	3	23	7.7	16	1
Chuba Hubbard	3	20	6.7	14	0
James Mitchell	2	17	8.5	9	0
Hunter Renfrow	2	10	5.0	5	0
Rico Dowdle	1	-2	-2.0	-2	0
TOTAL	23	208	9.0	24	2

TOP DEFENSE	TOT	SOLO	AST	SCK	YDS	INT
Nick Scott	6	4	2	0.0	0.0	0
A'Shawn Robinson	6	1	5	0.0	0.0	0
Trevin Wallace	5	4	1	0.0	0.0	0

FIELD GOALS	FGM/FGA	PERCENT	RESULTS
Ryan Fitzgerald	0-1	0.0	55SH
TOTAL	0-1	0.0	

NEW ENGLAND PATRIOTS

PASSING	ATT	CP	YDS	SK/YD	TD	LG	INT	RTG
Drake Maye	17	14	203	1/0	2	33	0	155.6
Joshua Dobbs	1	0	0	0/0	0	0	0	39.6
TOTAL	18	14	203	1/0	2	33	0	150.7

RUSHING	ATT	YDS	AVG	LG	TD
Rhamondre Stevenson	9	38	4.2	22	0
TreVeyon Henderson	7	32	4.6	11	1
Antonio Gibson	6	27	4.5	21	1
Drake Maye	3	11	3.7	5t	1
Joshua Dobbs	3	-2	-0.7	0	0
Kyle Williams	1	-2	-2.0	-2	0
TOTAL	29	104	3.6	22	3

RECEIVING	NO	YDS	AVG	LG	TD
Stefon Diggs	6	101	16.8	33	0
Hunter Henry	2	39	19.5	31t	1
TreVeyon Henderson	2	14	7.0	9	0
Austin Hooper	1	24	24.0	24	0
Kayshon Boutte	1	18	18.0	18	0
Mack Hollins	1	4	4.0	4t	1
Rhamondre Stevenson	1	3	3.0	3	0
TOTAL	14	203	14.5	33	2

TOP DEFENSE	TOT	SOLO	AST	SCK	YDS	INT
Robert Spillane	10	4	6	0.0	0.0	0
Jack Gibbins	9	7	2	0.0	0.0	0
Christian Eliss	9	3	6	0.0	0.0	0

FIELD GOALS	FGM/FGA	PERCENT	RESULTS
No Field Goals			

Team Statistics

	Panthers	Patriots
First Downs	21	16
3rd-Down Eff. (Made/Att/Pct)	5/14/36%	3/9/33%
4th-Down Eff. (Made/Att/Pct)	1/3/33%	1/1/100%
Total Net Yards	326	307
Total Plays	65	48
Yards Per Play	5.0	6.4
Rushes/Net Yards	28/129	29/104
Net Passing	197	203
Pass Attempts/Completions	36/23	18/14
Had Intercepted	0	0
Sacked/Yards Lost	1/11	1/0
Punts/Average	5/46.2	4/51.3
Penalties/Yards	5/29	7/54
Fumbles/Lost	1/0	0/0
Possession Time	35:14	24:46

GAME SUMMARIES



WEEK 5
Miami Dolphins 24, Carolina Panthers 27
72,301 Bank of America Stadium Oct 5, 2025



Miami Dolphins 3 14 0 7 — 24
Carolina Panthers 0 10 3 14 — 27

SCORING DRIVES

TEAM	QTR	TIME	SCORING PLAY	MIA	CAR
Dolphins	1	09:03	R.Patterson 43 yd. Field Goal (11-48, 5:57)	3	0
Dolphins	2	14:55	D.Achane 10 yd. pass from T.Tagovailoa (R.Patterson kick) (14-58, 6:36)	10	0
Dolphins	2	10:48	D.Waller 4 yd. pass from T.Tagovailoa (R.Patterson kick) (5-49, 3:13)	17	0
Panthers	2	03:24	X.Legette 7 yd. pass from B.Young (R.Fitzgerald kick) (12-76, 7:24)	17	7
Panthers	2	00:00	R.Fitzgerald 35 yd. Field Goal (11-59, 1:47)	17	10
Panthers	3	12:15	R.Fitzgerald 49 yd. Field Goal (5-39, 2:45)	17	13
Panthers	4	06:10	R.Dowdle 1 yd. run (R.Fitzgerald kick) (7-85, 4:02)	17	20
Dolphins	4	04:42	J.Waddle 46 yd. pass from T.Tagovailoa (R.Patterson kick) (3-57, 1:28)	24	20
Panthers	4	01:59	M.Evans 4 yd. pass from B.Young (R.Fitzgerald kick) (8-83, 2:43)	24	27

MIAMI DOLPHINS											
OFFENSE						DEFENSE					
WR	17	J. Waddle	DT	94	J. Phillips	WR	13	H. Renfrow	DE	95	D. Brown
LT	52	P. Paul	DT	92	Z. Sieler	LT	79	I. Ekunwo	DE	94	A. Robinson
LG	72	J. Savainaea	LB	40	W. Gay Jr.	LG	68	D. Lewis	DT	97	B. Brown III
C	55	A. Brewer	LB	15	J. Phillips	C	64	C. Mays	OLB	91	P. Jones II
RG	69	C. Strange	LB	2	B. Chubb	RG	70	B. Christensen	LB	32	T. Wallace
RT	79	L. Borom	LB	20	J. Brooks	RT	72	T. Moton	LB	56	C. Rozeboom
TE	89	J. Hill	LB	25	T. Dodson	TE	82	T. Tremble	CB	2	M. Jackson
WR	6	M. Washington	CB	23	J. Jones	WR	4	T. McMillan	CB	8	J. Horn
QB	1	T. Tagovailoa	CB	26	R. Douglas	QB	9	B. Young	S	21	N. Scott
FB	30	A. Ingold	S	21	A. Davis	RB	5	R. Dowdle	S	7	T. Moehrig
RB	28	D. Achane	S	29	M. Fitzpatrick						
CAROLINA PANTHERS											
OFFENSE						DEFENSE					
WR	17	K. Lettegbe	LB	58	D. Wommum	WR	13	H. Renfrow	DE	95	D. Brown
LT	79	I. Ekunwo	DE	94	A. Robinson	LT	79	I. Ekunwo	DE	94	A. Robinson
LG	68	D. Lewis	DT	97	B. Brown III	LG	68	D. Lewis	DT	97	B. Brown III
C	64	C. Mays	OLB	91	P. Jones II	C	64	C. Mays	OLB	91	P. Jones II
RG	70	B. Christensen	LB	32	T. Wallace	RG	70	B. Christensen	LB	32	T. Wallace
RT	72	T. Moton	LB	56	C. Rozeboom	RT	72	T. Moton	LB	56	C. Rozeboom
TE	82	T. Tremble	CB	2	M. Jackson	TE	82	T. Tremble	CB	2	M. Jackson
WR	4	T. McMillan	CB	8	J. Horn	WR	4	T. McMillan	CB	8	J. Horn
QB	9	B. Young	S	21	N. Scott	QB	9	B. Young	S	21	N. Scott
RB	5	R. Dowdle	S	7	T. Moehrig	RB	5	R. Dowdle	S	7	T. Moehrig

MIAMI DOLPHINS

PASSING	ATT	CP	YDS	SK/YD	TD	LG	INT	RTG
Tua Tagovailoa	36	27	256	3/27	3	46t	0	122.0
TOTAL	36	27	256	3/27	3	46T	0	122.0

RUSHING	ATT	YDS	AVG	LG	TD
De'Von Achane	10	16	1.6	6	0
Tua Tagovailoa	1	5	5.0	5	0
Ollie Gordon II	3	-2	-0.7	3	0
TOTAL	14	19	1.4	6	0

RECEIVING	NO	YDS	AVG	LG	TD
Jaylen Waddle	6	110	18.3	46t	1
De'Von Achane	6	30	5.0	10t	1
Darren Waller	5	78	15.6	34	1
Julian Hill	4	22	5.5	8	0
Malik Washington	4	0	0.0	8	0
Tanner Conner	2	16	8.0	15	0
TOTAL	27	256	9.5	46T	3

TOP DEFENSE	TOT	SOLO	AST	SCK	YDS	INT
Jordyn Brooks	13	4	9	0.5	0.0	0
Minkah Fitzpatrick	8	6	2	0.0	0.0	1
Rasul Douglas	6	6	0	0.0	0.0	0

FIELD GOALS	FGM/FGA	PERCENT	RESULTS
Riley Patterson	1-1	100.0	43G
TOTAL	1-1	100.0	

CAROLINA PANTHERS

PASSING	ATT	CP	YDS	SK/YD	TD	LG	INT	RTG
Bryce Young	30	19	198	3/19	2	29	1	90.7
TOTAL	30	19	198	3/19	2	29	1	90.7

RUSHING	ATT	YDS	AVG	LG	TD
Rico Dowdle	23	206	9.0	53	1
Trevor Etienne	4	22	5.5	12	0
Jimmy Horn Jr.	2	10	5.0	5	0
Bryce Young	3	1	0.3	4	0
TOTAL	32	239	7.5	53	1

RECEIVING	NO	YDS	AVG	LG	TD
Tetairoa McMillan	6	73	12.2	29	0
Rico Dowdle	3	28	9.3	13	0
Xavier Legette	2	31	15.5	24	1
Jimmy Horn Jr.	2	21	10.5	17	0
James Mitchell	1	11	11.0	11	0
Brycen Tremayne	1	9	9.0	9	0
Trevor Etienne	1	7	7.0	7	0
Hunter Renfrow	1	7	7.0	7	0
Tommy Tremble	1	7	7.0	7	0
Mitchell Evans	1	4	4.0	4t	1
TOTAL	19	198	10.4	29	2

TOP DEFENSE	TOT	SOLO	AST	SCK	YDS	INT
Christian Rozeboom	9	5	4	0.0	0.0	0
Tre'von Moehrig	7	6	1	0.0	0.0	0
Lathan Ransom	4	4	0	0.0	0.0	0

FIELD GOALS	FGM/FGA	PERCENT	RESULTS
Ryan Fitzgerald	2-2	100.0	35G, 49G
TOTAL	2-2	100.0	

Team Statistics

	Dolphins	Panthers
First Downs	15	26
3rd-Down Eff. (Made/Att/Pct)	5/13/38%	5/11/45%
4th-Down Eff. (Made/Att/Pct)	1/1/100%	2/2/100%
Total Net Yards	248	418
Total Plays	53	65
Yards Per Play	4.7	6.4
Rushes/Net Yards	14/19	32/239
Net Passing	229	179
Pass Attempts/Completions	36/27	30/19
Had Intercepted	0	1
Sacked/Yards Lost	3/27	3/19
Punts/Average	6/52.0	3/53.7
Penalties/Yards	9/64	8/46
Fumbles/Lost	0/0	1/1
Possession Time	28:46	31:14

GAME SUMMARIES



27

WEEK 6

Dallas Cowboys 27, Carolina Panthers 30

71,619 Bank of America Stadium Oct 12, 2025



30

Dallas Cowboys	3	14	7	3	—	27
Carolina Panthers	3	10	7	10	—	30

SCORING DRIVES

TEAM	QTR	TIME	SCORING PLAY	DAL	CAR
Panthers	1	09:08	R.Fitzgerald 31 yd. Field Goal (8-63, 4:09)	0	3
Cowboys	1	04:48	B.Aubrey 23 yd. Field Goal (10-68, 4:20)	3	3
Cowboys	1	14:56	H.Luepke 3 yd. pass from D.Prescott (B.Aubrey kick) (4-12, 2:09)	10	3
Panthers	2	11:29	T.McMillan 19 yd. pass from B.Young (R.Fitzgerald kick) (6-65, 3:27)	10	10
Cowboys	2	03:39	J.Ferguson 19 yd. pass from D.Prescott (B.Aubrey kick) (13-77, 7:50)	17	10
Panthers	2	00:20	R.Fitzgerald 55 yd. Field Goal (9-29, 3:19)	17	13
Panthers	3	13:19	R.Dowdle 36 yd. pass from B.Young (R.Fitzgerald kick) (4-80, 1:41)	17	20
Cowboys	3	02:38	G.Pickens 34 yd. pass from D.Prescott (B.Aubrey kick) (6-73, 2:50)	24	20
Panthers	4	12:20	T.McMillan 2 yd. pass from B.Young (R.Fitzgerald kick) (10-65, 5:18)	24	27
Cowboys	4	09:20	B.Aubrey 28 yd. Field Goal (10-61, 3:00)	27	27
Panthers	4	00:00	R.Fitzgerald 33 yd. Field Goal (15-71, 6:07)	27	30

DALLAS COWBOYS

OFFENSE	DEFENSE
WR 3 G. Pickens	DE 13 D. Fowler
LT 60 T. Guyton	DT 97 O. Odighizuwa
LG 73 T. Smith	DT 95 K. Clark
C 67 B. Hoffman	EDGE 94 M. Kneeland
RG 66 T. Bass	LB 50 S. James
RT 78 T. Steele	LB 59 K. Murray
TE 86 L. Schoonmaker	LB 35 M. Lufau
QB 4 D. Prescott	CB 26 D. Bland
RB 33 J. Williams	CB 7 T. Diggs
FB 89 B. Spann-Ford	S 2 J. Thomas
WR 1 J. Tolbert	S 6 D. Wilson

CAROLINA PANTHERS

OFFENSE	DEFENSE
WR 17 X. Legette	OLB 98 D. Womum
TE 82 T. Tremble	DT 97 B. Brown III
TE 84 M. Evans	DE 94 A. Robinson
LT 79 I. Ekwonu	DE 95 D. Brown
LG 68 D. Lewis	OLB 91 P. Jones II
C 64 C. Mays	LB 32 T. Wallace
RG 70 B. Christensen	LB 56 C. Rozeboom
RT 77 Y. Nijman	CB 2 M. Jackson
WR 4 T. McMillan	CB 8 J. Horn
QB 9 B. Young	S 21 N. Scott
RB 5 R. Dowdle	S 7 T. Moehrig

DALLAS COWBOYS

PASSING	ATT	CP	YDS	SK/YD	TD	LG	INT	RTG
Dak Prescott	34	25	261	0/0	3	45	0	124.8
TOTAL	34	25	261	0/0	3	45	0	124.8

RUSHING	ATT	YDS	AVG	LG	TD
Javonte Williams	13	29	2.2	6	0
Ryan Flournoy	1	3	3.0	3	0
Jaydon Blue	3	0	0.0	2	0
Dak Prescott	2	-1	-0.5	0	0
TOTAL	19	31	1.6	6	0

RECEIVING	NO	YDS	AVG	LG	TD
George Pickens	9	168	18.7	45	1
Javonte Williams	5	5	1.0	9	0
Jake Ferguson	3	33	11.0	19t	1
Ryan Flournoy	3	30	10.0	13	0
Hunter Luepke	2	7	3.5	4	1
Luke Schoonmaker	1	8	8.0	8	0
Jalen Tolbert	1	8	8.0	8	0
Brevyn Spann-Ford	1	2	2.0	2	0
TOTAL	25	261	10.4	45	3

TOP DEFENSE	TOT	SOLO	AST	SCK	YDS	INT
Shemar James	12	7	5	0.0	0.0	0
Kenneth Murray	9	4	5	0.0	0.0	0
Donovan Wilson	7	6	1	0.0	0.0	1

FIELD GOALS	FGM/FGA	PERCENT	RESULTS
Brandon Aubrey	2-2	100.0	23G, 28G
TOTAL	2-2	100.0	

CAROLINA PANTHERS

PASSING	ATT	CP	YDS	SK/YD	TD	LG	INT	RTG
Bryce Young	25	17	199	1/5	3	36t	1	114.8
TOTAL	25	17	199	1/5	3	36t	1	114.8

RUSHING	ATT	YDS	AVG	LG	TD
Rico Dowdle	30	183	6.1	15	0
Trevor Etienne	3	17	5.7	11	0
Jimmy Horn Jr.	1	11	11.0	11	0
Bryce Young	3	5	1.7	8	0
DeeJay Dallas	1	0	0.0	0	0
TOTAL	38	216	5.7	15	0

RECEIVING	NO	YDS	AVG	LG	TD
Rico Dowdle	4	56	14.0	36t	1
Tommy Tremble	4	39	9.8	16	0
Tetairoa McMillan	3	29	9.7	19t	2
Jimmy Horn Jr.	2	36	18.0	34	0
Xavier Legette	2	11	5.5	15	0
Mitchell Evans	1	21	21.0	21	0
Hunter Renfrow	1	7	7.0	7	0
TOTAL	17	199	11.7	36t	3

TOP DEFENSE	TOT	SOLO	AST	SCK	YDS	INT
Christian Rozeboom	6	3	3	0.0	0.0	0
Trevin Wallace	6	2	4	0.0	0.0	0
Mike Jackson	5	5	0	0.0	0.0	0

FIELD GOALS	FGM/FGA	PERCENT	RESULTS
Ryan Fitzgerald	3-3	100.0	31G, 55G, 33G
TOTAL	3-3	100.0	

Team Statistics

First Downs	15
3rd-Down Eff. (Made/Att/Pct)	5/12/42%
4th-Down Eff. (Made/Att/Pct)	2/2/100%
Total Net Yards	292
Total Plays	53
Yards Per Play	5.5
Rushes/Net Yards	19/31
Net Passing	261
Pass Attempts/Completions	34/25
Had Intercepted	0
Sacked/Yards Lost	0/0
Punts/Average	3/47.7
Penalties/Yards	6/37
Fumbles/Lost	2/0
Possession Time	27:58

Cowboys Panthers

First Downs	27
3rd-Down Eff. (Made/Att/Pct)	3/8/38%
4th-Down Eff. (Made/Att/Pct)	1/1/100%
Total Net Yards	410
Total Plays	64
Yards Per Play	6.4
Rushes/Net Yards	38/216
Net Passing	194
Pass Attempts/Completions	25/17
Had Intercepted	1
Sacked/Yards Lost	1/5
Punts/Average	2/49.0
Penalties/Yards	6/57
Fumbles/Lost	2/0
Possession Time	32:02

GAME SUMMARIES



13

WEEK 7

Carolina Panthers 13, New York Jets 6
71,047 MetLife Stadium Oct 19, 2025



6

Carolina Panthers	3	7	3	0	—	13
New York Jets	0	3	0	3	—	6

SCORING DRIVES

TEAM	QTR	TIME	SCORING PLAY	CAR	NYJ
Panthers	1	05:42	R.Fitzgerald 30 yd. Field Goal (13-54, 6:34)	3	0
Jets	2	11:02	N.Folk 34 yd. Field Goal (7-33, 3:48)	3	3
Panthers	2	01:11	X.Legette 3 yd. pass from B.Young (R.Fitzgerald kick) (7-52, 2:30)	10	3
Panthers	3	10:40	R.Fitzgerald 29 yd. Field Goal (10-38, 4:20)	13	3
Jets	4	06:26	N.Folk 47 yd. Field Goal (9-56, 2:27)	13	6

NEW YORK JETS					
OFFENSE			DEFENSE		
WR	10	A. Lazard	EDGE	11	J. Johnson II
WR	83	J. Reynolds	EDGE	9	W. McDonald IV
WR	82	A. Smith	DL	95	Q. Williams
TE	85	M. Taylor	DL	97	H. Phillips
QB	7	J. Fields	LB	51	K. Mauigoa
RB	20	B. Hall	LB	44	J. Sherwood
			LB	53	M. Walker
			CB	1	S. Gardner
			CB	21	B. Stephens
			S	8	A. Cisco
			S	27	M. Moore

CAROLINA PANTHERS					
OFFENSE			DEFENSE		
WR	4	T. McMillan	DE	35	D. Brown
LT	79	I. Ekwonu	DE	94	A. Robinson
LG	63	A. Corbett	DT	99	T. Wharton
C	64	C. Mays	OLB	98	D. Womnum
RG	70	B. Christensen	LB	32	T. Wallace
RT	72	T. Moton	LB	56	C. Rozeboom
TE	84	M. Evans	CB	2	M. Jackson
TE	82	T. Tremble	CB	8	J. Horn
WR	17	X. Legette	S	21	N. Scott
QB	9	B. Young	S	7	T. Moehring
RB	30	C. Hubbard	S	22	L. Ransom

CAROLINA PANTHERS

PASSING	ATT	CP	YDS	SK/YD	TD	LG	INT	RTG
Bryce Young	25	15	138	1/12	1	26	0	88.4
Andy Dalton	7	4	60	1/9	0	33	0	85.4
TOTAL	32	19	198	2/21	1	33	0	87.8

RUSHING	ATT	YDS	AVG	LG	TD
Rico Dowdle	17	79	4.6	13	0
Chuba Hubbard	14	31	2.2	11	0
Bryce Young	2	10	5.0	6	0
Jimmy Horn Jr.	1	7	7.0	7	0
Andy Dalton	2	-2	-1.0	-1	0
TOTAL	36	125	3.5	13	0

RECEIVING	NO	YDS	AVG	LG	TD
Xavier Legette	9	92	10.2	33	1
Tetairoa McMillan	3	33	11.0	11	0
Mitchell Evans	2	24	12.0	13	0
Chuba Hubbard	2	24	12.0	26	0
Rico Dowdle	1	17	17.0	17	0
Jimmy Horn Jr.	1	8	8.0	8	0
Tommy Tremble	1	0	0.0	0	0
TOTAL	19	198	10.4	33	1

TOP DEFENSE	TOT	SOLO	AST	SCK	YDS	INT
Derrick Brown	7	4	3	2.0	5.5	0
Christian Rozeboom	7	2	5	0.0	0.0	0
Nick Scott	7	2	5	0.0	0.0	0

FIELD GOALS	FGM/FGA	PERCENT	RESULTS
Ryan Fitzgerald	2-2	100.0	30G, 29G
TOTAL	2-2	100.0	

NEW YORK JETS

PASSING	ATT	CP	YDS	SK/YD	TD	LG	INT	RTG
Tyrod Taylor	22	10	126	3/12	0	35	2	25.9
Justin Fields	12	6	46	3/21	0	12	0	59.7
TOTAL	34	16	172	6/33	0	35	2	37.9

RUSHING	ATT	YDS	AVG	LG	TD
Breece Hall	11	38	3.5	8	0
Justin Fields	4	22	5.5	7	0
Tyrod Taylor	3	11	3.7	5	0
Isaiah Davis	2	10	5.0	5	0
TOTAL	20	81	4.1	8	0

RECEIVING	NO	YDS	AVG	LG	TD
Tyler Johnson	3	60	20.0	35	0
Mason Taylor	3	31	10.3	13	0
Josh Reynolds	3	29	9.7	12	0
Isaiah Davis	2	22	11.0	12	0
Allen Lazard	2	16	8.0	9	0
Breece Hall	2	14	7.0	8	0
Arian Smith	1	0	0.0	0	0
TOTAL	16	172	10.8	35	0

TOP DEFENSE	TOT	SOLO	AST	SCK	YDS	INT
Jamien Sherwood	10	7	3	1.0	9.0	0
Quinnen Williams	8	4	4	0.0	0.0	0
Andre Cisco	6	5	1	0.0	0.0	0

FIELD GOALS	FGM/FGA	PERCENT	RESULTS
Nick Folk	2-2	100.0	34G, 47G
TOTAL	2-2	100.0	

Team Statistics

	Panthers	Jets
First Downs	17	12
3rd-Down Eff. (Made/Att/Pct)	5/17/29%	7/15/47%
4th-Down Eff. (Made/Att/Pct)	3/4/75%	0/1/0%
Total Net Yards	302	220
Total Plays	70	60
Yards Per Play	4.3	3.7
Rushes/Net Yards	36/125	20/81
Net Passing	177	139
Pass Attempts/Completions	32/19	34/16
Had Intercepted	0	2
Sacked/Yards Lost	2/21	6/33
Punts/Average	6/46.0	5/48.6
Penalties/Yards	6/45	5/26
Fumbles/Lost	1/0	0/0
Possession Time	35:05	24:55

GAME SUMMARIES



WEEK 8

Buffalo Bills 40, Carolina Panthers 9
73,505 Bank of America Stadium Oct 26, 2025



Buffalo Bills	3	16	21	0	—	40
Carolina Panthers	0	3	0	6	—	9

SCORING DRIVES

TEAM	QTR	TIME	SCORING PLAY	BUF	CAR
Bills	1	07:14	M.Prater 45 yd. Field Goal (11-49, 5:31)	3	0
Bills	2	13:03	M.Prater 43 yd. Field Goal (12-58, 5:37)	6	0
Panthers	2	08:58	R.Fitzgerald 48 yd. Field Goal (9-35, 4:05)	6	3
Bills	2	07:23	J.Cook 64 yd. run (kick failed, wl) (3-77, 1:35)	12	3
Bills	2	01:48	J.Allen 1 yd. run (M.Prater kick) (1-1, 0:02)	19	3
Bills	3	12:18	K.Shakir 54 yd. pass from J.Allen (M.Prater kick) (4-65, 2:42)	26	3
Bills	3	04:59	J.Cook 21 yd. run (M.Prater kick) (9-88, 5:12)	33	3
Bills	3	01:19	J.Allen 1 yd. run (M.Prater kick) (6-19, 3:22)	40	3
Panthers	4	10:33	C.Hubbard 3 yd. run (kick failed, wr) (13-67, 5:46)	40	9

BUFFALO BILLS					
OFFENSE			DEFENSE		
WR	10	K. Shakir	DE	50	G. Rousseau
WR	18	E. Moore	DE	97	J. Bosa
WR	14	T. Shavers	DT	91	E. Oliver
TE	85	J. Hawes	LB	45	S. Thompson
QB	17	J. Allen	LB	42	D. Williams
RB	4	J. Cook III	LB	44	J. Andreesen
			CB	27	T. White
			CB	47	C. Berford
			S	24	C. Bishop
			S	21	J. Poyer

CAROLINA PANTHERS					
OFFENSE			DEFENSE		
WR	17	X. Legette	OLB	98	D. Wonnun
TE	84	M. Evans	DT	99	T. Wharton
LT	79	I. Ekwonu	DE	94	A. Robinson
LG	68	D. Lewis	DE	95	D. Brown
C	64	C. Mays	LB	32	T. Wallace
RG	70	B. Christensen	LB	56	C. Rozeboom
RT	72	T. Moton	CB	2	M. Jackson
TE	82	T. Tremble	CB	8	J. Horn
WR	4	T. McMillan	S	21	N. Scott
QB	14	A. Dalton	S	7	T. Moehrig
RB	30	C. Hubbard	S	22	L. Ransom

BUFFALO BILLS

PASSING	ATT	CP	YDS	SK/YD	TD	LG	INT	RTG
Josh Allen	19	12	163	2/20	1	54t	0	108.0
Mitchell Trubisky	4	2	22	0/0	0	14	0	66.7
TOTAL	23	14	185	2/20	1	54T	0	100.8

RUSHING	ATT	YDS	AVG	LG	TD
James Cook III	19	216	11.4	64t	2
Ray Davis	9	16	1.8	5	0
Josh Allen	3	7	2.3	5	2
Ty Johnson	4	6	1.5	4	0
TOTAL	35	245	7.0	64T	4

RECEIVING	NO	YDS	AVG	LG	TD
Khalil Shakir	6	88	14.7	54t	1
Keon Coleman	3	30	10.0	14	0
Jackson Hawes	2	15	7.5	12	0
Dalton Kincaid	1	23	23.0	23	0
Dawson Knox	1	15	15.0	15	0
Elijah Moore	1	14	14.0	14	0
TOTAL	14	185	13.2	54T	1

TOP DEFENSE	TOT	SOLO	AST	SCK	YDS	INT
Cole Bishop	7	3	4	0.0	0.0	0
Dorian Williams	6	3	3	0.0	0.0	0
Joe Andreesen	5	2	3	0.0	0.0	0

FIELD GOALS	FGM/FGA	PERCENT	RESULTS
Matt Prater	2-2	100.0	45G, 43G
TOTAL	2-2	100.0	

CAROLINA PANTHERS

PASSING	ATT	CP	YDS	SK/YD	TD	LG	INT	RTG
Andy Dalton	24	16	175	7/45	0	22	1	70.7
TOTAL	24	16	175	7/45	0	22	1	70.7

RUSHING	ATT	YDS	AVG	LG	TD
Rico Dowdle	8	54	6.8	24	0
Chuba Hubbard	12	34	2.8	5	1
Trevor Etienne	4	16	4.0	8	0
Jimmy Horn Jr.	2	9	4.5	7	0
Andy Dalton	2	1	0.5	1	0
TOTAL	28	114	4.1	24	1

RECEIVING	NO	YDS	AVG	LG	TD
Tetairoa McMillan	7	99	14.1	19	0
Jalen Coker	3	36	12.0	22	0
Ja'Tavion Sanders	3	19	6.3	9	0
Xavier Legette	2	17	8.5	11	0
Tommy Tremble	1	4	4.0	4	0
TOTAL	16	175	10.9	22	0

TOP DEFENSE	TOT	SOLO	AST	SCK	YDS	INT
Christian Rozeboom	12	7	5	0.0	0.0	0
Nick Scott	8	5	3	0.0	0.0	0
Trevin Wallace	7	5	2	1.0	4.0	0

FIELD GOALS	FGM/FGA	PERCENT	RESULTS
Ryan Fitzgerald	1-2	50.0	48G, 32VL
TOTAL	1-2	50.0	

Team Statistics

	Bills	Panthers
First Downs	23	19
3rd-Down Eff. (Made/Att/Pct)	7/12/58%	4/11/36%
4th-Down Eff. (Made/Att/Pct)	0/0/0%	1/1/100%
Total Net Yards	410	244
Total Plays	60	59
Yards Per Play	6.8	4.1
Rushes/Net Yards	35/245	28/114
Net Passing	165	130
Pass Attempts/Completions	23/14	24/16
Had Intercepted	0	1
Sacked/Yards Lost	2/20	7/45
Punts/Average	3/48.7	4/52.8
Penalties/Yards	7/60	4/20
Fumbles/Lost	0/0	3/2
Possession Time	33:32	26:28

GAME SUMMARIES



16

WEEK 9

Carolina Panthers 16, Green Bay Packers 13
77,864 🏈 Lambeau Field 🏈 Nov 2, 2025



13

Carolina Panthers	0	7	6	3	—	16
Green Bay Packers	0	6	0	7	—	13

SCORING DRIVES

TEAM	QTR	TIME	SCORING PLAY	CAR	GB
Packers	2	07:53	B.McManus 49 yd. Field Goal (9-49, 5:02)	0	3
Panthers	2	02:22	R.Dowdle 5 yd. run (R.Fitzgerald kick) (10-76, 5:31)	7	3
Packers	2	00:00	B.McManus 27 yd. Field Goal (10-50, 2:22)	7	6
Panthers	3	02:12	R.Dowdle 1 yd. run (kick short) (8-38, 4:15)	13	6
Packers	4	02:01	J.Jacobs 1 yd. run (B.McManus kick) (12-71, 4:52)	13	13
Panthers	4	00:00	R.Fitzgerald 49 yd. Field Goal (9-40, 2:32)	16	13

GREEN BAY PACKERS

OFFENSE	DEFENSE
WR 87 R. Doubs	DE 52 R. Gary
WR 9 C. Watson	DT 95 D. Wyatt
LT 63 R. Walker	DT 96 C. Wooden
LG 65 A. Banks	DE 1 M. Parsons
C 74 E. Jenkins	LB 58 I. McDuffie
RG 77 J. Morgan	LB 7 Q. Walker
TE 50 Z. Tom	LB 56 E. Cooper
TE 85 T. Kraft	CB 25 K. Nixon
TE 88 L. Musgrave	CB 24 C. Valentine
QB 10 J. Love	S 29 X. McKinney
RB 8 J. Jacobs	S 33 E. Williams

CAROLINA PANTHERS

OFFENSE	DEFENSE
WR 4 T. McMillan	DT 99 T. Wharton
WR 18 J. Coker	DE 94 A. Robinson
LT 79 I. Ekwonu	DE 95 D. Brown
LG 68 D. Lewis	OLB 98 D. Wonnun
C 63 A. Corbett	LB 32 T. Wallace
RG 62 C. Zavala	LB 56 C. Rozeboom
RT 77 Y. Nijman	CB 2 M. Jackson
TE 82 T. Tremble	CB 8 J. Horn
WR 17 X. Legette	S 21 N. Scott
QB 9 B. Young	S 7 T. Moehrig
RB 5 R. Dowdle	S 22 L. Ransom

CAROLINA PANTHERS

PASSING	ATT	CP	YDS	SK/YD	TD	LG	INT	RTG
Bryce Young	20	11	102	1/0	0	22	1	48.3
TOTAL	20	11	102	1/0	0	22	1	48.3

RUSHING	ATT	YDS	AVG	LG	TD
Rico Dowdle	25	130	5.2	29	2
Chuba Hubbard	5	17	3.4	8	0
Byce Young	2	9	4.5	5	0
Jimmy Horn Jr.	1	7	7.0	7	0
TOTAL	33	163	4.9	29	2

RECEIVING	NO	YDS	AVG	LG	TD
Tetairoa McMillan	4	46	11.5	16	0
Rico Dowdle	2	11	5.5	8	0
Xavier Legette	1	22	22.0	22	0
Jalen Coker	1	9	9.0	9	0
Brycen Tremayne	1	8	8.0	8	0
Ja'Tavion Sanders	1	5	5.0	5	0
Jimmy Horn Jr.	1	1	1.0	1	0
TOTAL	11	102	9.3	22	0

TOP DEFENSE	TOT	SOLO	AST	SCK	YDS	INT
Christian Rozeboom	15	7	8	0.0	0.0	0
Trevin Wallace	9	6	3	0.0	0.0	0
Turk Wharton	7	2	5	1.0	8.0	0

FIELD GOALS	FGM/FGA	PERCENT	RESULTS
Ryan Fitzgerald	1-1	100.0	49G
TOTAL	1-1	100.0	

GREEN BAY PACKERS

PASSING	ATT	CP	YDS	SK/YD	TD	LG	INT	RTG
Jordan Love	37	26	273	1/8	0	52	1	80.1
TOTAL	37	26	273	1/8	0	52	1	80.1

RUSHING	ATT	YDS	AVG	LG	TD
Josh Jacobs	17	87	5.1	18	1
Emanuel Wilson	6	16	2.7	7	0
Jordan Love	1	1	1.0	1	0
Savion Williams	1	0	0.0	0	0
TOTAL	25	104	4.2	18	1

RECEIVING	NO	YDS	AVG	LG	TD
Romeo Doubs	7	91	13.0	30	0
Josh Jacobs	4	13	3.3	7	0
Luke Musgrave	3	34	11.3	21	0
Christian Watson	2	58	29.0	52	0
Chris Brooks	2	24	12.0	16	0
Tucker Kraft	2	20	10.0	10	0
Savion Williams	2	12	6.0	6	0
Matthew Golden	2	9	4.5	6	0
Malik Heath	1	11	11.0	11	0
Emanuel Wilson	1	1	1.0	1	0
TOTAL	26	273	10.5	52	0

TOP DEFENSE	TOT	SOLO	AST	SCK	YDS	INT
Xavier McKinney	9	3	6	1.0	0.0	1
Edgerrin Cooper	8	3	5	0.0	0.0	0
Quay Walker	7	2	5	0.0	0.0	0

FIELD GOALS	FGM/FGA	PERCENT	RESULTS
Brandon McManus	2-3	66.7	49G, 27G, 43WL
TOTAL	2-3	66.7	

Team Statistics

	Panthers	Packers
First Downs	19	20
3rd-Down Eff. (Made/Att/Pct)	4/10/40%	7/13/54%
4th-Down Eff. (Made/Att/Pct)	2/2/100%	2/3/67%
Total Net Yards	265	369
Total Plays	54	63
Yards Per Play	4.9	5.9
Rushes/Net Yards	33/163	25/104
Net Passing	102	265
Pass Attempts/Completions	20/11	37/26
Had Intercepted	1	1
Sacked/Yards Lost	1/0	1/8
Punts/Average	3/44.7	0/0.0
Penalties/Yards	5/39	7/42
Fumbles/Lost	1/0	1/1
Possession Time	29:50	30:10

GAME SUMMARIES



17

WEEK 10

New Orleans Saints 17, Carolina Panthers 7

72,804 Bank of America Stadium Nov 9, 2025



7

New Orleans Saints	3	7	0	7	—	17
Carolina Panthers	7	0	0	0	—	7

SCORING DRIVES

TEAM	QTR	TIME	SCORING PLAY	NO	CAR
Panthers	1	07:59	R.Dowdle 5 yd. run (R.Fitzgerald kick) (12-67, 7:01)	0	7
Saints	1	02:52	B.Grupe 20 yd. Field Goal (10-78, 5:07)	3	7
Saints	2	09:21	C.Olave 62 yd. pass from T.Shough (B.Grupe kick) (7-75, 3:57)	10	7
Saints	4	10:20	J.Johnson 30 yd. pass from T.Shough (B.Grupe kick) (5-43, 2:34)	17	7

NEW ORLEANS SAINTS					
OFFENSE			DEFENSE		
WR	10	B. Cooks	DE	98	J. Bullard
WR	12	C. Olave	DE	94	C. Jordan
C	51	C. Ruiz	DE	99	C. Young
TE	87	F. Moreau	DT	92	D. Godchaux
QB	6	T. Shough	DT	90	B. Bresee
RB	41	A. Kamara	CB	4	K. McKinstry
			CB	1	A. Taylor

CAROLINA PANTHERS					
OFFENSE			DEFENSE		
WR	4	T. McMillan	OLB	98	D. Wonnun
TE	84	M. Evans	DE	95	D. Brown
LT	79	I. Ekwonu	DT	99	T. Wharton
LG	68	D. Lewis	OLB	11	N. Scourton
C	64	C. Mays	LB	32	T. Wallace
RG	63	A. Corbett	LB	56	C. Rozeboom
RT	72	T. Moton	CB	2	M. Jackson
TE	82	T. Tremble	CB	8	J. Horn
WR	17	X. Legette	CB	26	C. Smith-Wade
QB	9	B. Young	S	7	T. Moehrig
RB	5	R. Dowdle	S	21	N. Scott

NEW ORLEANS SAINTS

PASSING	ATT	CP	YDS	SK/YD	TD	LG	INT	RTG
Tyler Shough	27	19	282	2/16	2	62T	0	128.9
Taysom Hill	1	0	0	0/0	0	0	0	39.6
TOTAL	28	19	282	2/16	2	62T	0	124.4

RUSHING	ATT	YDS	AVG	LG	TD
Alvin Kamara	22	83	3.8	16	0
Devin Neal	4	22	5.5	14	0
Taysom Hill	7	20	2.9	5	0
Tyler Shough	4	-3	-0.8	3	0
TOTAL	37	122	3.3	16	0

RECEIVING	NO	YDS	AVG	LG	TD
Chris Olave	5	104	20.8	62T	1
Juwan Johnson	4	92	23.0	52	1
Alvin Kamara	3	32	10.7	26	0
Devin Neal	3	9	3.0	10	0
Foster Moreau	2	16	8.0	10	0
Devaughn Vele	1	15	15.0	15	0
Zaire Mitchell-Paden	1	14	14.0	14	0
TOTAL	19	282	14.8	62T	2

TOP DEFENSE	TOT	SOLO	AST	SCK	YDS	INT
Demario Davis	7	1	6	0.0	0.0	0
Kool-Aid McKinstry	6	4	2	0.0	0.0	0
Alontae Taylor	6	4	2	0.0	0.0	1

FIELD GOALS	FGM/FGA	PERCENT	RESULTS
Blake Grupe	1-1	100.0	20G
TOTAL	1-1	100.0	

CAROLINA PANTHERS

PASSING	ATT	CP	YDS	SK/YD	TD	LG	INT	RTG
Bryce Young	25	17	124	2/22	0	26	1	62.8
TOTAL	25	17	124	2/22	0	26	1	62.8

RUSHING	ATT	YDS	AVG	LG	TD
Rico Dowdle	18	53	2.9	14	1
Chuba Hubbard	3	14	4.7	6	0
Bryce Young	2	6	3.0	6	0
TOTAL	23	73	3.2	14	1

RECEIVING	NO	YDS	AVG	LG	TD
Tetairoa McMillan	5	60	12.0	26	0
Ja'Tavion Sanders	5	32	6.4	13	0
Jalen Coker	3	21	7.0	10	0
Rico Dowdle	3	10	3.3	8	0
Chuba Hubbard	1	1	1.0	1	0
TOTAL	17	124	7.3	26	0

TOP DEFENSE	TOT	SOLO	AST	SCK	YDS	INT
Derrick Brown	9	3	6	0.0	0.0	0
Tre'von Moehrig	7	6	1	0.0	0.0	0
Turk Wharton	7	2	5	0.0	0.0	0

FIELD GOALS	FGM/FGA	PERCENT	RESULTS
Ryan Fitzgerald	0-1	0.0	48B
TOTAL	0-1	0.0	

Team Statistics

	Saints	Panthers
First Downs	17	13
3rd-Down Eff. (Made/Att/Pct)	8/17/47%	3/9/33%
4th-Down Eff. (Made/Att/Pct)	2/3/67%	0/1/0%
Total Net Yards	388	175
Total Plays	67	50
Yards Per Play	5.8	3.5
Rushes/Net Yards	37/122	23/73
Net Passing	266	102
Pass Attempts/Completions	28/19	25/17
Had Intercepted	0	1
Sacked/Yards Lost	2/16	2/22
Punts/Average	4/44.3	4/51.0
Penalties/Yards	6/60	1/5
Fumbles/Lost	1/1	1/1
Possession Time	33:21	26:39

GAME SUMMARIES



WEEK 11

Carolina Panthers 30, Atlanta Falcons 27 (OT)
70,739 Mercedes-Benz Stadium Nov 16, 2025



Carolina Panthers	7	3	9	8	3	—	30
Atlanta Falcons	7	14	0	6	0	—	27

SCORING DRIVES

TEAM	QTR	TIME	SCORING PLAY	CAR	ATL
Panthers	1	05:23	T.McMillan 7 yd. pass from B.Young (R.Fitzgerald kick) (12-73, 7:30)	7	0
Falcons	1	03:33	B.Robinson 4 yd. run (Z.Gonzalez kick) (4-75, 1:52)	7	7
Falcons	2	07:52	B.Robinson 1 yd. run (Z.Gonzalez kick) (13-95, 8:07)	7	14
Falcons	2	01:41	T.Allgeier 1 yd. run (Z.Gonzalez kick) (7-59, 3:43)	7	21
Panthers	2	00:25	R.Fitzgerald 29 yd. Field Goal (7-58, 1:16)	10	21
Panthers	3	12:04	X.Legette 36 yd. pass from B.Young (pass failed) (5-68, 2:56)	16	21
Panthers	3	00:58	R.Fitzgerald 34 yd. Field Goal (10-63, 4:14)	19	21
Falcons	4	02:43	Z.Gonzalez 52 yd. Field Goal (4-5, 0:19)	19	24
Panthers	4	01:08	T.McMillan 12 yd. pass from B.Young (B.Young-J.Coker pass) (9-65, 1:35)	27	24
Falcons	4	00:16	Z.Gonzalez 45 yd. Field Goal (6-28, 0:52)	27	27
Panthers	OT	05:10	R.Fitzgerald 28 yd. Field Goal (6-60, 3:35)	30	27

ATLANTA FALCONS

OFFENSE	DEFENSE
WR 1 D. Mooney	EDGE 11 J. Walker
WR 5 D. London	DL 54 B. Dorlus
TE 8 K. Pitts Sr.	DL 94 L. London
TE 89 C. Woerner	DL 90 D. Oneyemata
LT 70 J. Matthews	EDGE 27 J. Pearce Jr.
LG 68 K. Hinton	ILB 55 K. Ellis
C 64 R. Neuzil	ILB 36 R. Harrison
RG 63 C. Lindstrom	CB 35 N. Brooks
RT 71 E. Wilkerson	CB 24 A. Terrell Jr.
QB 9 M. Penix Jr.	S 3 J. Bates III
RB 7 B. Robinson	S 31 X. Watts

CAROLINA PANTHERS

OFFENSE	DEFENSE
WR 4 T. McMillan	OLB 98 D. Womum
LT 79 I. Ekwonu	DE 95 D. Brown
LG 68 D. Lewis	DE 94 A. Robinson
C 64 C. Mays	DT 99 T. Wharton
RG 62 C. Zavalva	OLB 11 N. Scourton
RT 72 T. Moton	LB 56 C. Rozeboom
TE 84 M. Evans	LB 53 C. Cherelus
TE 82 T. Tremble	CB 2 M. Jackson
WR 17 X. Legette	CB 8 J. Horn
QB 9 B. Young	S 7 T. Moehrig
RB 5 R. Dowdle	S 21 N. Scott

CAROLINA PANTHERS

PASSING	ATT	CP	YDS	SK/YD	TD	LG	INT	RTG
Bryce Young	45	31	448	5/29	3	54	0	123.2
TOTAL	45	31	448	5/29	3	54	0	123.2

RUSHING	ATT	YDS	AVG	LG	TD
Rico Dowdle	19	45	2.4	6	0
Chuba Hubbard	4	21	5.3	6	0
Trevor Etienne	1	2	2.0	2	0
Bryce Young	1	-1	-1.0	-1	0
TOTAL	25	67	2.7	6	0

RECEIVING	NO	YDS	AVG	LG	TD
Tetairoa McMillan	8	130	16.3	39	2
Rico Dowdle	5	55	11.0	28	0
Xavier Legette	4	83	20.8	36t	1
Jalen Coker	4	52	13.0	21	0
Ja'Tavion Sanders	4	22	5.5	10	0
Mitchell Evans	2	28	14.0	25	0
Brycen Tremayne	2	17	8.5	11	0
Tommy Tremble	1	54	54.0	54	0
Chuba Hubbard	1	7	7.0	7	0
TOTAL	31	448	14.5	54	3

TOP DEFENSE	TOT	SOLO	AST	SCK	YDS	INT
Tre'von Moehrig	11	6	5	0.0	0.0	0
Claudin Cherelus	10	2	8	0.0	0.0	0
Christian Rozeboom	10	2	8	0.0	0.0	0

FIELD GOALS	F&M/FGA	PERCENT	RESULTS
Ryan Fitzgerald	3-3	100.0	29G, 34G, 28G
TOTAL	3-3	100.0	

ATLANTA FALCONS

PASSING	ATT	CP	YDS	SK/YD	TD	LG	INT	RTG
Michael Penix Jr.	16	13	175	0/0	0	41	0	112.2
Kirk Cousins	14	6	48	0/0	0	11	0	52.1
TOTAL	30	19	223	0/0	0	41	0	85.8

RUSHING	ATT	YDS	AVG	LG	TD
Bijan Robinson	23	104	4.5	19	2
Tyler Allgeier	3	10	3.3	5	1
Michael Penix Jr.	1	9	9.0	9	0
Kirk Cousins	1	2	2.0	2	0
TOTAL	28	125	4.5	19	3

RECEIVING	NO	YDS	AVG	LG	TD
Drake London	7	119	17.0	41	0
Bijan Robinson	4	39	9.8	11	0
Darnell Mooney	3	34	11.3	20	0
Kyle Pitts Sr.	2	14	7.0	7	0
Tyler Allgeier	2	6	3.0	4	0
David Sills V	1	11	11.0	11	0
TOTAL	19	223	11.7	41	0

TOP DEFENSE	TOT	SOLO	AST	SCK	YDS	INT
Ronnie Harrison	10	8	2	1.0	7.0	0
Jessie Bates III	8	6	2	0.0	0.0	0
A.J. Terrell Jr.	6	5	1	0.0	0.0	0

FIELD GOALS	F&M/FGA	PERCENT	RESULTS
Zane Gonzalez	2-2	100.0	52G, 45G
TOTAL	2-2	100.0	

Team Statistics

	Panthers	Falcons
First Downs	22	23
3rd-Down Eff. (Made/Att/Pct)	6/17/35%	4/11/36%
4th-Down Eff. (Made/Att/Pct)	3/5/60%	0/0/0%
Total Net Yards	486	348
Total Plays	75	58
Yards Per Play	6.5	6.0
Rushes/Net Yards	25/67	28/125
Net Passing	419	223
Pass Attempts/Completions	45/31	30/19
Had Intercepted	0	0
Sacked/Yards Lost	5/29	0/0
Punts/Average	3/46.7	5/51.0
Penalties/Yards	8/49	6/44
Fumbles/Lost	0/0	3/1
Possession Time	37:07	27:43

GAME SUMMARIES



9

WEEK 12
Carolina Panthers 9, San Francisco 49ers 20
71,337 Levi's Stadium Nov 24, 2025



20

Carolina Panthers	0	3	6	0	—	9
San Francisco 49ers	7	3	7	3	—	20

SCORING DRIVES

TEAM	QTR	TIME	SCORING PLAY	CAR	SF
49ers	1	06:17	J.Jennings 12 yd. pass from B.Purdy (M.Gay kick) (15-72, 8:43)	0	7
Panthers	2	02:28	R.Fitzgerald 25 yd. Field Goal (7-26, 3:51)	3	7
49ers	2	01:00	M.Gay 47 yd. Field Goal (6-25, 1:28)	3	10
49ers	3	04:42	C.McCaffrey 12 yd. run (M.Gay kick) (13-80, 7:43)	3	17
Panthers	3	00:49	T.McMillan 29 yd. pass from B.Young (pass failed) (8-68, 3:53)	9	17
49ers	4	09:21	M.Gay 29 yd. Field Goal (10-59, 6:28)	9	20

SAN FRANCISCO 49ERS											
OFFENSE						DEFENSE					
WR	15	J. Jennings				WR	1	R. Pearsall			
TE	85	G. Kittle				TE	85	G. Kittle			
RB	23	C. McCaffrey				RB	23	C. McCaffrey			
FB	44	K. Juszczyk				FB	44	K. Juszczyk			
QB	13	B. Purdy				QB	13	B. Purdy			
CAROLINA PANTHERS											
OFFENSE						DEFENSE					
WR	17	X. Legette	OLB	58	D. Wonnum	WR	18	J. Coker	DT	99	T. Wharton
TE	82	T. Tremble	DE	94	A. Robinson	TE	82	T. Tremble	DE	94	A. Robinson
LT	79	I. Ekwonu	DE	95	D. Brown	LT	79	I. Ekwonu	DE	95	D. Brown
LG	68	D. Lewis	LB	40	K. Barnes	LG	68	D. Lewis	LB	40	K. Barnes
C	63	A. Corbett	LB	53	C. Cherelus	C	63	A. Corbett	LB	53	C. Cherelus
RG	62	C. Zavala	CB	2	M. Jackson	RG	62	C. Zavala	CB	2	M. Jackson
RT	72	T. Moton	CB	8	J. Horn	RT	72	T. Moton	CB	8	J. Horn
WR	4	T. McMillan	S	22	L. Ransom	WR	4	T. McMillan	S	22	L. Ransom
QB	9	B. Young	S	7	T. Moehrig	QB	9	B. Young	S	7	T. Moehrig
RB	5	R. Dowdle	S	21	N. Scott	RB	5	R. Dowdle	S	21	N. Scott

CAROLINA PANTHERS

PASSING	ATT	CP	YDS	SK/YD	TD	LG	INT	RTG
Bryce Young	29	18	169	1/8	1	29t	2	60.8
TOTAL	29	18	169	1/8	1	29T	2	60.8

RUSHING	ATT	YDS	AVG	LG	TD
Rico Dowdle	6	38	6.3	17	0
Chuba Hubbard	3	16	5.3	10	0
Bryce Young	4	15	3.8	7	0
TOTAL	13	69	5.3	17	0

RECEIVING	NO	YDS	AVG	LG	TD
Rico Dowdle	4	36	9.0	12	0
Chuba Hubbard	4	27	6.8	14	0
Jalen Coker	3	32	10.7	18	0
Xavier Legette	3	22	7.3	14	0
Tetairoa McMillan	2	35	17.5	29t	1
Jimmy Horn Jr.	1	11	11.0	11	0
Ja'Tavion Sanders	1	6	6.0	6	0
TOTAL	18	169	9.4	29T	1

TOP DEFENSE	TOT	SOLO	AST	SCK	YDS	INT
Krys Barnes	10	3	7	0.0	0.0	0
Tre'von Moehrig	8	4	4	0.0	0.0	0
Nick Scott	8	1	7	0.0	0.0	0

FIELD GOALS	FGM/FGA	PERCENT	RESULTS
Ryan Fitzgerald	1-2	50.0	25G, 57SH
TOTAL	1-2	50.0	

SAN FRANCISCO 49ERS

PASSING	ATT	CP	YDS	SK/YD	TD	LG	INT	RTG
Brock Purdy	32	23	193	0/0	1	25	3	58.5
TOTAL	32	23	193	0/0	1	25	3	58.5

RUSHING	ATT	YDS	AVG	LG	TD
Christian McCaffrey	24	89	3.7	17	1
Brian Robinson Jr.	7	40	5.7	12	0
Brock Purdy	6	16	2.7	9	0
Ricky Pearsall	1	2	2.0	2	0
TOTAL	38	147	3.9	17	1

RECEIVING	NO	YDS	AVG	LG	TD
Christian McCaffrey	7	53	7.6	19	0
George Kittle	6	78	13.0	25	0
Jauan Jennings	5	41	8.2	12t	1
Ricky Pearsall	2	6	3.0	6	0
Demarcus Robinson	1	8	8.0	8	0
Brian Robinson Jr.	1	4	4.0	4	0
Luke Farrell	1	3	3.0	3	0
TOTAL	23	193	8.4	25	1

TOP DEFENSE	TOT	SOLO	AST	SCK	YDS	INT
Malik Mustapha	7	7	0	0.0	0.0	0
Upton Stout	6	2	4	0.0	0.0	0
Ji'Ayir Brown	5	4	1	0.0	0.0	2

FIELD GOALS	FGM/FGA	PERCENT	RESULTS
Matt Gay	2-2	100.0	47G, 29G
TOTAL	2-2	100.0	

Team Statistics

	Panthers	49ers
First Downs	12	23
3rd-Down Eff. (Made/Att/Pct)	1/7/14%	7/13/54%
4th-Down Eff. (Made/Att/Pct)	0/0/0%	2/2/100%
Total Net Yards	230	340
Total Plays	43	70
Yards Per Play	5.3	4.9
Rushes/Net Yards	13/69	38/147
Net Passing	161	193
Pass Attempts/Completions	29/18	32/23
Had Intercepted	2	3
Sacked/Yards Lost	1/8	0/0
Punts/Average	4/50.3	1/40.0
Penalties/Yards	4/30	2/6
Fumbles/Lost	1/0	1/0
Possession Time	22:18	37:42

GAME SUMMARIES



28

WEEK 13

Los Angeles Rams 28, Carolina Panthers 31

71,292 Bank of America Stadium Nov 30, 2025



31

Los Angeles Rams	7	14	0	7	—	28
Carolina Panthers	14	3	7	7	—	31

SCORING DRIVES

TEAM	QTR	TIME	SCORING PLAY	LAR	CAR
Rams	1	12:10	D.Adams 4 yd. pass from M.Stafford (H.Mevis kick) (6-35, 2:50)	7	0
Panthers	1	07:38	C.Hubbard 35 yd. pass from B.Young (R.Fitzgerald kick) (9-69, 4:32)	7	7
Panthers	1	01:10	M.Jackson 48 yd. interception return (R.Fitzgerald kick)	7	14
Rams	2	12:46	D.Adams 7 yd. pass from M.Stafford (H.Mevis kick) (7-64, 3:24)	14	14
Panthers	2	05:33	R.Fitzgerald 33 yd. Field Goal (12-60, 7:13)	14	17
Rams	2	01:55	B.Corum 2 yd. run (H.Mevis kick) (7-80, 3:38)	21	17
Panthers	3	08:48	J.Coker 33 yd. pass from B.Young (R.Fitzgerald kick) (10-71, 6:12)	21	24
Rams	4	09:58	K.Williams 7 yd. run (H.Mevis kick) (6-89, 3:36)	28	24
Panthers	4	06:34	T.McMillan 43 yd. pass from B.Young (R.Fitzgerald kick) (6-65, 3:24)	28	31

LOS ANGELES RAMS

OFFENSE	DEFENSE
TE 84 C. Parkinson	OLB 8 J. Verse
WR 17 D. Adams	OLB 0 B. Young
WR 12 P. Nacua	DE 55 B. Fiske
WR 19 X. Smith	DE 91 K. Turner
QB 9 M. Stafford	ILB 53 N. Landman
RB 23 K. Williams	ILB 48 O. Speights
	CB 14 C. Durant
	CB 1 E. Forbes Jr.
	S 3 K. Curl
	S 2 J. McCollough

CAROLINA PANTHERS

OFFENSE	DEFENSE
WR 4 T. McMillan	OLB 98 D. Wonnun
LT 79 I. Ekwonu	DT 99 T. Wharton
LG 68 D. Lewis	DE 94 A. Robinson
C 63 A. Corbett	DE 95 D. Brown
RG 74 J. Curhan	LB 40 K. Barnes
RT 72 T. Moton	LB 32 T. Wallace
TE 84 M. Evans	CB 2 M. Jackson
TE 82 T. Tremble	CB 26 C. Smith-Wade
WR 17 X. Legette	S 22 L. Ransom
OB 9 B. Young	S 21 N. Scott
RB 5 R. Dowdle	S 36 D. Richardson

LOS ANGELES RAMS

PASSING	ATT	CP	YDS	SK/YD	TD	LG	INT	RTG
Matthew Stafford	28	18	243	2/16	2	51	2	85.9
TOTAL	28	18	243	2/16	2	51	2	85.9

RUSHING	ATT	YDS	AVG	LG	TD
Blake Corum	7	81	11.6	34	1
Kyren Williams	13	72	5.5	12	1
Matthew Stafford	1	-1	-1.0	-1	0
TOTAL	21	152	7.2	34	2

RECEIVING	NO	YDS	AVG	LG	TD
Puka Nacua	6	72	12.0	31	0
Davante Adams	4	58	14.5	32	2
Colby Parkinson	4	27	6.8	12	0
Xavier Smith	3	82	27.3	51	0
Davis Allen	1	4	4.0	4	0
TOTAL	18	243	13.5	51	2

TOP DEFENSE	TOT	SOLO	AST	SCK	YDS	INT
Byron Young	8	5	3	1.0	8.0	0
Nate Landman	8	3	5	0.0	0.0	0
Omar Speights	7	3	4	0.0	0.0	0

FIELD GOALS	FGM/FGA	PERCENT	RESULTS
No Field Goals			

CAROLINA PANTHERS

PASSING	ATT	CP	YDS	SK/YD	TD	LG	INT	RTG
Bryce Young	20	15	206	2/12	3	43T	0	147.1
TOTAL	20	15	206	2/12	3	43T	0	147.1

RUSHING	ATT	YDS	AVG	LG	TD
Chuba Hubbard	17	83	4.9	10	0
Rico Dowdle	18	58	3.2	17	0
Bryce Young	5	23	4.6	24	0
TOTAL	40	164	4.1	24	0

RECEIVING	NO	YDS	AVG	LG	TD
Jalen Coker	4	74	18.5	33T	1
Mitchell Evans	3	20	6.7	7	0
Chuba Hubbard	2	41	20.5	35T	1
Rico Dowdle	2	21	10.5	13	0
Tetairoa McMillan	1	43	43.0	43T	1
Trevor Etienne	1	4	4.0	4	0
Tommy Tremble	1	2	2.0	2	0
Xavier Legette	1	1	1.0	1	0
TOTAL	15	206	13.7	43T	3

TOP DEFENSE	TOT	SOLO	AST	SCK	YDS	INT
Lathan Ransom	11	2	9	1.0	8.0	0
Nick Scott	9	5	4	0.0	0.0	1
Chau Smith-Wade	6	3	3	0.0	0.0	0

FIELD GOALS	FGM/FGA	PERCENT	RESULTS
Ryan Fitzgerald	1-1	100.0	33G
TOTAL	1-1	100.0	

Team Statistics

	Rams	Panthers
First Downs	22	17
3rd-Down Eff. (Made/Att/Pct)	2/5/40%	7/15/47%
4th-Down Eff. (Made/Att/Pct)	0/0/0%	3/3/100%
Total Net Yards	379	358
Total Plays	51	62
Yards Per Play	7.4	5.8
Rushes/Net Yards	21/152	40/164
Net Passing	227	194
Pass Attempts/Completions	28/18	20/15
Had Intercepted	2	0
Sacked/Yards Lost	2/16	2/12
Punts/Average	1/56.0	3/37.3
Penalties/Yards	1/5	7/70
Fumbles/Lost	1/1	0/0
Possession Time	24:44	35:16

THE LAST TIME

BY PANTHERS		BY OPPONENT
PASSING		
328 yards, Bryce Young @ Arizona, 09/14/25	300 YARDS PASSING	312 yards, Michael Penix Jr. @ Atlanta, 01/05/25
448 yards, Bryce Young @ Atlanta, 11/16/25	400 YARDS PASSING	432 yards, Tom Brady @ Tampa Bay, 01/01/23
* Never Has Happened *	500 YARDS PASSING	503 yards, Matt Ryan @ Atlanta, 10/02/16
303 yards, Bryce Young @ Arizona, 09/14/25	300 NET YARDS PASSING	310 yards, Michael Penix Jr. @ Atlanta, 01/05/25
419 yards, Bryce Young @ Atlanta, 11/16/25	400 NET YARDS PASSING	411 yards, Tom Brady @ Tampa Bay, 01/01/23
3 tds, Bryce Young: (35, 33, 43) vs. L.A. Rams, 11/30/25	THREE TOUCHDOWN PASSES	3 tds, Dak Prescott: (3, 19, 34) vs. Dallas, 10/12/25
4 tds, Kyle Allen: (5, 52, 3, 3) @ Arizona, 09/22/19	FOUR TOUCHDOWN PASSES	4 tds, Dak Prescott: (18, 35, 6, 23) @ Dallas, 10/03/21
5 tds, Cam Newton: (3, 37, 14, 20, 14) @ N.Y. Giants, 12/20/15	FIVE TOUCHDOWN PASSES	5 tds, Baker Mayfield: (2, 1, 10, 5, 16) @ Tampa Bay, 12/29/24
* Never Has Happened *	SIX TOUCHDOWN PASSES	* Never Has Happened *
* Never Has Happened *	SEVEN TOUCHDOWN PASSES	* Never Has Happened *
2 ints, Jaycee Horn @ San Francisco, 11/24/25	TWO INTERCEPTION GAME	2 ints, Ji'Ayir Brown @ San Francisco, 11/24/25
3 ints, Deon Grant @ Minnesota, 09/22/02	THREE INTERCEPTION GAME	3 ints, Andrew Adams @ Tampa Bay, 12/02/18
* Never Has Happened *	FOUR OR MORE INTERCEPTION GAME	* Never Has Happened *
45 att., Bryce Young @ Atlanta, 11/16/25	40+ PASS ATTEMPTS	45 att., Tom Brady @ Tampa Bay, 01/01/23
55 att., Bryce Young @ Arizona, 09/14/25	50+ PASS ATTEMPTS	54 att., Jameis Winston @ Tampa Bay, 10/13/19
31 comp, Bryce Young @ Atlanta, 11/16/25	30+ Completions	34 comp, Tom Brady @ Tampa Bay, 01/01/23
* Never Has Happened *	40+ PASSING COMPLETIONS	* Never Has Happened *
54 yards, Bryce Young: (8:06) (Shotgun) 9-B.Young pass short right to 18-J.Coker for 83 yards, TOUCHDOWN (97-0.Odighizuwa). vs. Dallas, 12/15/24	PASS PLAY OF 50-OR-MORE YARDS	51 yards, Matthew Stafford: (4:32) (Shotgun) 9-M.Stafford pass deep left to 19-X.Smith pushed ob at CAR 18 for 51 yards (21-N.Scott). vs. L.A. Rams, 11/30/25
83 yards, Bryce Young: (4:2) (Shotgun) 9-B.Young pass deep right to 18-J.Coker for 83 yards, TOUCHDOWN (97-0.Odighizuwa). vs. Dallas, 12/15/24	PASS PLAY OF 80-OR-MORE YARDS	93 yards, Matt Ryan: (6:45) (Shotgun) 2-M.Ryan pass deep left to 17-O.Zaccheaus for 93 yards, TOUCHDOWN (33-T.Boston). @ Atlanta, 12/08/19
2 ints, Bryce Young @ San Francisco, 11/24/25	TWO INTERCEPTIONS THROWN	2 ints, Matthew Stafford vs. L.A. Rams, 11/30/25
3 ints, Bryce Young vs. Indianapolis, 11/05/23	THREE INTERCEPTIONS THROWN	3 ints, Brock Purdy @ San Francisco, 11/24/25
4 ints, Kyle Allen vs. Atlanta, 11/17/19	FOUR INTERCEPTIONS THROWN	4 ints, Andy Dalton vs. Cincinnati, 09/23/18
* Never Has Happened *	FIVE INTERCEPTIONS THROWN	5 ints, Jameis Winston @ Tampa Bay, 10/13/19
* Never Has Happened *	SIX INTERCEPTIONS THROWN	6 ints, Chris Chandler vs. St. Louis, 12/12/04
Bryce Young vs. L.A. Rams, 11/30/25	100-POINT PASSER RATING	Michael Penix Jr. @ Atlanta, 11/16/25
RUSHING		
206 yards, Rico Dowdle vs. Miami, 10/05/25	200 YARDS RUSHING	216 yards, James Cook III vs. Buffalo, 10/26/25
183 yards, Rico Dowdle vs. Dallas, 10/12/25	150 YARDS RUSHING	216 yards, James Cook III vs. Buffalo, 10/26/25
130 yards, Rico Dowdle @ Green Bay, 11/02/25	100 YARDS RUSHING	104 yards, Bijan Robinson @ Atlanta, 11/16/25
165 yards/125 yards, D'Onta Foreman/Chuba Hubbard vs. Detroit, 12/24/22	TWO 100-YARD RUSHERS	147 yards/118 yards, Le'Veon Bell/LeGarrette Blount vs. Pittsburgh, 09/21/14
* Never Has Happened *	FIVE TOUCHDOWNS RUSHING	* Never Has Happened *
4 tds, DeAngelo Williams: (13, 5, 1, 30) @ N.Y. Giants, 12/21/08	FOUR TOUCHDOWNS RUSHING	4 tds, Joe Mixon: (2, 3, 1, 14) @ Cincinnati, 11/06/22
3 tds, D'Onta Foreman: (2, 1, 12) @ Atlanta, 10/30/22	THREE TOUCHDOWNS RUSHING	3 tds, Josh Jacobs: (1, 7, 6) vs. Las Vegas, 09/13/20
2 tds, Rico Dowdle: (5, 1) @ Green Bay, 11/02/25	TWO TOUCHDOWNS RUSHING	2 tds, Bijan Robinson: (4, 1) @ Atlanta, 11/16/25
Jonathan Stewart: (2, 4)/DeAngelo Williams: (16, 36) vs. Tampa Bay, 12/08/08	TWO PLAYERS WITH TWO TD RUSHING	James Cook III: (64, 21)/Josh Allen: (1, 1) vs. Buffalo, 10/26/25
Raheem Blackshear: (7)/D'Onta Foreman: (4)/Sam Darnold: (3) vs. Detroit, 12/24/22	THREE PLAYERS WITH ONE TD RUSHING	TreVeyon Henderson: (5)/Antonio Gibson: (1)/Drake Maye: (5) @ New England, 09/28/25
30 att., Rico Dowdle vs. Dallas, 10/12/25	30+ RUSHING ATTEMPTS	30 att., Jacquizz Rodgers vs. Tampa Bay, 10/10/16
* Never Has Happened *	40+ RUSHING ATTEMPTS	* Never Has Happened *
40 att., Carolina 31, L.A. Rams 28 vs. L.A. Rams, 11/30/25	40-49 RUSHING ATTEMPTS (TEAM)	40 att., Tampa Bay 48, Carolina 14 @ Tampa Bay, 12/29/24

THE LAST TIME

52 att., Carolina 10, Atlanta 3 @ Atlanta, 12/24/06	50+ RUSHING ATTEMPTS (TEAM)	* Never Has Happened *
* Never Has Happened *	400 YARDS RUSHING (TEAM)	* Never Has Happened *
320 yards, Carolina 37, Detroit 23 vs. Detroit, 12/24/22	300 YARDS RUSHING (TEAM)	301 yards, N.Y. Giants 34, Carolina 28 @ N.Y. Giants, 12/21/08
216 yards, Carolina 30, Dallas 27 vs. Dallas, 10/12/25	200 YARDS RUSHING (TEAM)	245 yards, Buffalo 40, Carolina 9 vs. Buffalo, 10/26/25
53 yards, Rico Dowdle: (14:53) 5-R.Dowdle right end to MIA 17 for 53 yards (29-M.Fitzpatrick). vs. Miami, 10/05/25	RUN OF 50-74 YARDS	64 yards, James Cook III: (7:35) 4-J.Cook left guard for 64 yards, TOUCHDOWN. vs. Buffalo, 10/26/25
84 yards, Christian McCaffrey: (14:01) 22-C.McCaffrey left guard for 84 yards, TOUCHDOWN. vs. Jacksonville, 10/06/19	RUN OF 75+ YARDS	98 yards, Ronald Jones II: (7:53) 27-R.Jones up the middle for 98 yards, TOUCHDOWN. vs. Tampa Bay, 11/15/20

RECEIVING

201 yards, Steve Smith vs. Minnesota, 10/30/05	200 YARDS RECEIVING	207 yards, Mike Evans @ Tampa Bay, 01/01/23
130 yards, Tetairoa McMillan @ Atlanta, 11/16/25	100 YARDS RECEIVING	119 yards, Drake London @ Atlanta, 11/16/25
118 yards/101 yards, Curtis Samuel/DJ Moore vs. New Orleans, 01/03/21	TWO 100-YARD RECEIVERS	207 yards/120 yards, Mike Evans/Chris Godwin Jr. @ Tampa Bay, 01/01/23
2 tds, Tetairoa McMillan: (7, 12) @ Atlanta, 11/16/25	TWO TOUCHDOWN RECEPTIONS	2 tds, Davante Adams: (4, 7) vs. L.A. Rams, 11/30/25
3 tds, Steve Smith: (7, 12, 74) vs. Houston, 09/16/07	THREE TOUCHDOWN RECEPTIONS	3 tds, Mike Evans: (63, 57, 30) @ Tampa Bay, 01/01/23
* Never Has Happened *	FOUR TOUCHDOWN RECEPTIONS	* Never Has Happened *
* Never Has Happened *	FIVE TOUCHDOWN RECEPTIONS	* Never Has Happened *
Wesley Walls: (37, 15)/Patrick Jeffers: (40, 32) vs. New Orleans, 01/02/00	TWO PLAYERS WITH TWO TD RECEPTIONS	Mike Evans: (2, 1)/Jalen McMillan: (10, 16) @ Tampa Bay, 12/29/24
152 yards, DJ Moore @ Atlanta, 10/30/22	150 YARDS RECEIVING	168 yards, George Pickens vs. Dallas, 10/12/25
11, Adam Thielen @ Miami, 10/15/23	10 OR MORE RECEPTIONS	10, Drake London @ Atlanta, 01/05/25
130 yards, Tetairoa McMillan @ Atlanta, 11/16/25	100-149 YARDS RECEIVING	119 yards, Drake London @ Atlanta, 11/16/25
152 yards, DJ Moore @ Atlanta, 10/30/22	150-199 YARDS RECEIVING	168 yards, George Pickens vs. Dallas, 10/12/25
201 yards, Steve Smith vs. Minnesota, 10/30/05	200-299 YARDS RECEIVING	207 yards, Mike Evans @ Tampa Bay, 01/01/23
* Never Has Happened *	300+ YARDS RECEIVING	300 yards, Julio Jones @ Atlanta, 10/02/16
83 yards, Jalen Coker: (42) (Shotgun) 9-B.Young pass deep right to 18-J.Coker for 83 yards, TOUCHDOWN (97-0.0dighizuwa). vs. Dallas, 12/15/24	70-YARD RECEPTION	75 yards, Mike Evans: (5:04) (Shotgun) 6-B.Mayfield pass deep left to 13-M.Evans pushed ob at CAR 1 for 74 yards (23-C.Henderson). Tampa Bay challenged the runner was out of bounds ruling, and the play was REVERSED. (Shotgun) 6-B.Mayfield pass deep left to 13-M.Evans for 75 yards, TOUCHDOWN. CAR-26-D.Jackson was injured during the play. @ Tampa Bay, 12/03/23
54 yards, Tommy Tremble: (8:06) (Shotgun) 9-B.Young pass short right to 82-T.Tremble to ATL 15 for 54 yards (55-K.Elliss). @ Atlanta, 11/16/25	50-YARD RECEPTION	51 yards, Xavier Smith: (4:32) (Shotgun) 9-M.Stafford pass deep left to 19-X.Smith pushed ob at CAR 18 for 51 yards (21-N.Scott). vs. L.A. Rams, 11/30/25

COMBINED YARDS

114 yards/319 yards, Chuba Hubbard/Andy Dalton @ Las Vegas, 09/22/24	100-YARD RUSHER AND 300-YARD PASSER	170 yards/312 yards, Bijan Robinson/Michael Penix Jr. @ Atlanta, 01/05/25
130 yards/448 yards, Tetairoa McMillan/Bryce Young @ Atlanta, 11/16/25	100-YARD RECEIVER AND 300-YARD PASSER	187 yards/312 yards, Drake London/Michael Penix Jr. @ Atlanta, 01/05/25
114 yards/122 yards, Chuba Hubbard/Diontae Johnson @ Las Vegas, 09/22/24	100-YARD RUSHER AND 100-YARD RECEIVER	104 yards/119 yards, Bijan Robinson/Drake London @ Atlanta, 11/16/25
120/109 yards/367 yards, DJ Moore/Robbie Anderson/Teddy Bridgewater @ Tampa Bay, 09/20/20	TWO 100-YARD RECEIVERS/300-YARD PASSER	207/120 yards/432 yards, Mike Evans/Chris Godwin Jr./Tom Brady @ Tampa Bay, 01/01/23
100 yards/122/108 yards, Fozzy Whittaker/Greg Olsen/Kelvin Benjamin vs. San Francisco, 09/18/16	100-YARD RUSHER/TWO 100-YARD RECEIVERS	118 yards/111/122 yards, Marshall Faulk/Isaac Bruce/Az-Zahir Hakim vs. St. Louis, 12/05/99
114 yards/319 yards/122 yards, Chuba Hubbard/Andy Dalton Diontae Johnson @ Las Vegas, 09/22/24	100-YARD RUSHER, 300-YARD PASSER, 100-YARD RECEIVER	170 yards/312 yards/187 yards, Bijan Robinson/Michael Penix Jr. Drake London @ Atlanta, 01/05/25

DEFENSE

Carolina 30, Atlanta 0 vs. Atlanta, 09/21/25	SHUTOUT	Tampa Bay 9, Carolina 0 vs. Tampa Bay, 01/07/24
48 yards, Mike Jackson: (1:20) (Shotgun) 9-M.Stafford pass short left intended for 12-P.Nacua INTERCEPTED by 2-M.Jackson at LA 48. 2-M.Jackson for 48 yards, TOUCHDOWN. vs. L.A. Rams, 11/30/25	INTERCEPTED PASS RETURNED FOR A TOUCHDOWN	67 yards, Dante Fowler: (11:27) (Shotgun) 14-A.Dalton pass short right intended for 6-M.Sanders INTERCEPTED by 6-D.Fowler at WAS 33. 6-D.Fowler for 67 yards, TOUCHDOWN. @ Washington, 10/20/24

THE LAST TIME

44 yards, Marquis Haynes Sr.: (5:44) 41-A.Kamara right tackle to NO 43 for -2 yards (49-F.Luvu). FUMBLES (49-F.Luvu), touched at NO 42, RECOVERED by CAR-98-M.Haynes at NO 44. 98-M.Haynes for 44 yards, TOUCHDOWN. Penalty on NO-81-N.Vannett, Offensive Holding, declined. vs. New Orleans, 09/25/22

FUMBLE RETURNED FOR A TOUCHDOWN

3 yards, Zaven Collins: (13:36) (Shotgun) 9-B.Young sacked at CAR 19 for -11 yards (10-J.Sweat). FUMBLES (10-J.Sweat) (10-J.Sweat), touched at CAR 19, RECOVERED by ARZ-25-Z.Collins at CAR 3. 25-Z.Collins for 3 yards, TOUCHDOWN. @ Arizona, 09/14/25

(2:35) (Shotgun) 1-J.Hurts FUMBLES (Aborted) at PHI 11, ball out of bounds in End Zone, SAFETY. vs. Philadelphia, 10/10/21

SAFETY SCORED

(14:56) (Shotgun) 14-S.Darnold pass incomplete short middle [99-L.Williams]. PENALTY on CAR-14-S.Darnold, Intentional Grounding, 3 yards, enforced in End Zone, SAFETY. @ N.Y. Giants, 10/24/21

* Never Has Happened *

SIX+ SACK GAME

* Never Has Happened *

* Never Has Happened *

FIVE SACK GAME

* Never Has Happened *

4.0 sk, Greg Hardy @ Atlanta, 12/29/13

FOUR SACK GAME

4.5 sk, Mario Williams @ Buffalo, 09/15/13

3.0 sk, Mario Addison @ Arizona, 09/22/19

THREE SACK GAME

3.0 sk, Alontae Taylor @ New Orleans, 09/08/24

2.0 sk, Derrick Brown @ N.Y. Jets, 10/19/25

TWO SACK GAME

2.0 sk, Calais Campbell @ Arizona, 09/14/25

* Never Has Happened *

FOUR INTERCEPTIONS

* Never Has Happened *

3 ints, Deon Grant @ Minnesota, 09/22/02

THREE INTERCEPTIONS

3 ints, Andrew Adams @ Tampa Bay, 12/02/18

2 ints, Jaycee Horn @ San Francisco, 11/24/25

TWO INTERCEPTIONS

2 ints, Ji'Ayir Brown @ San Francisco, 11/24/25

Dan Morgan: (9, 11)/Ricky Manning: (30, 16) vs. St. Louis, 12/12/04

TWO INTERCEPTIONS BY TEAMMATES

Kerry Rhodes: (11, 6)/Darrelle Revis: (67, 0) @ N.Y. Jets, 11/29/09

2 fr, Shy Tuttle @ Denver, 10/27/24

TWO OPPONENT FUMBLE RECOVERIES

2 fr, Lavonte David vs. Tampa Bay, 01/03/16

21 yards, Pittsburgh 24, Carolina 16 vs. Pittsburgh, 12/18/22

LESS THAN 25 RUSHING YARDS

19 yards, Carolina 27, Miami 24 vs. Miami, 10/05/25

49 yards, Arizona 27, Carolina 22 @ Arizona, 09/14/25

LESS THAN 50 RUSHING YARDS

31 yards, Carolina 30, Dallas 27 vs. Dallas, 10/12/25

81 yards, Carolina 13, N.Y. Jets 6 @ N.Y. Jets, 10/19/25

LESS THAN 100 RUSHING YARDS

69 yards, San Francisco 20, Carolina 9 @ San Francisco, 11/24/25

32 yards, Carolina 10, New Orleans 7 @ New Orleans, 01/08/23

LESS THAN 50 NET PASSING YARDS

46 yards, Carolina 10, San Francisco 9 @ San Francisco, 11/10/13

85 yards, Washington 40, Carolina 7 @ Washington, 10/20/24

LESS THAN 100 NET PASSING YARDS

83 yards, Philadelphia 22, Carolina 16 @ Philadelphia, 12/08/24

102 yards, New Orleans 17, Carolina 7 vs. New Orleans, 11/09/25

LESS THAN 150 NET PASSING YARDS

139 yards, Carolina 13, N.Y. Jets 6 @ N.Y. Jets, 10/19/25

128 yards, Carolina 26, New Orleans 7 vs. New Orleans, 09/19/21

LESS THAN 150 YARDS NET OFFENSE

124 yards, Jacksonville 26, Carolina 0 @ Jacksonville, 12/31/23

198 yards, Indianapolis 27, Carolina 13 vs. Indianapolis, 11/05/23

LESS THAN 200 YARDS NET OFFENSE

175 yards, New Orleans 17, Carolina 7 vs. New Orleans, 11/09/25

220 yards, Carolina 13, N.Y. Jets 6 @ N.Y. Jets, 10/19/25

LESS THAN 300 YARDS NET OFFENSE

230 yards, San Francisco 20, Carolina 9 @ San Francisco, 11/24/25

3 to, Carolina 31, L.A. Rams 28 vs. L.A. Rams, 11/30/25

FORCED THREE+ TURNOVERS

3 to, Buffalo 40, Carolina 9 vs. Buffalo, 10/26/25

4 to, Dallas 30, Carolina 14 vs. Dallas, 12/15/24

FORCED FOUR TURNOVERS

4 to, Carolina 20, Washington 13 @ Washington, 12/27/20

5 to, New Orleans 33, Carolina 7 vs. New Orleans, 01/03/21

FORCED FIVE+ TURNOVERS

7 to, Carolina 37, Tampa Bay 26 @ Tampa Bay, 10/13/19

SPECIAL TEAMS

103 yards, Damiere Byrd: 7-P.Murray kicks 68 yards from TB 35 to CAR -3. 18-D.Byrd for 103 yards, TOUCHDOWN. vs. Tampa Bay, 12/24/17

KICKOFF RETURNED FOR A TOUCHDOWN

99 yards, Andre Roberts: 9-G.Gano kicks 64 yards from CAR 35 to WAS 1. 12-A.Roberts for 99 yards, TOUCHDOWN. vs. Washington, 11/22/15

79 yards, Ihmir Smith-Marsette: (6:05) 16-T.Gill punts 57 yards to CAR 21, Center-48-P.Scales. 11-I.Smith-Marsette for 79 yards, TOUCHDOWN. @ Chicago, 11/09/23

PUNT RETURNED FOR A TOUCHDOWN

87 yards, Marcus Jones: (5:55) 6-S.Martin punts 30 yards to NE 13, Center-44-J.Jansen. 25-M.Jones for 87 yards, TOUCHDOWN. NE-22-C.Woods was injured during the play. @ New England, 09/28/25

* Never Has Happened *

BLOCKED FIELD GOAL RETURNED FOR A TOUCHDOWN

* Never Has Happened *

4 yards, Kenny Robinson: Kenny Robinson: (6:56) 3-J.Berry punt is BLOCKED by 49-F.Luvu, Center-42-A.DePaola, RECOVERED by CAR-K.Robinson at MIN 4. K.Robinson for 4 yards, TOUCHDOWN. Minnesota, 10/17/21

BLOCKED PUNT RETURNED FOR A TOUCHDOWN

Joe Tryon-Shoyinka: (5:30) 10-J.Hekker punt is BLOCKED by 9-J.Tryon, Center-44-J.Jansen, RECOVERED by TB-51-J.Russell at CAR 23. 51-J.Russell for 23 yards, TOUCHDOWN. @ Tampa Bay, 12/29/24

THE LAST TIME

48 yards, Ryan Fitzgerald: (6:36) 10-R.Fitzgerald 48 yard field goal is BLOCKED (93-N.Shepherd), Center-44-J.Jansen, Holder-6-S.Martin, recovered by CAR-68-D.Lewis at NO 30. The Replay Official reviewed the kick touched ruling, and the play was REVERSED. 10-R.Fitzgerald 48 yard field goal is BLOCKED (93-N.Shepherd), Center-44-J.Jansen, Holder-6-S.Martin. 94-C.Jordan MUFFS catch at NO 29, RECOVERED by CAR-68-D.Lewis at NO 30. vs. New Orleans, 11/09/25

BLOCKED FIELD GOAL

55 yards, Wil Lutz: (1:24) 3-W.Lutz 55 yard field goal is BLOCKED (24-C.Henderson), Center-49-Z.Wood, Holder-4-B.Gillikin. @ New Orleans, 01/08/23

Johnny Hekker: (5:30) 10-J.Hekker punt is BLOCKED by 9-J.Tryon, Center-44-J.Jansen, RECOVERED by TB-51-J.Russell at CAR 23. 51-J.Russell for 23 yards, TOUCHDOWN. @ Tampa Bay, 12/29/24

BLOCKED PUNT

Jordan Berry: (6:56) 3-J.Berry punt is BLOCKED by 49-F.Luvu, Center-42-A.DePaola, RECOVERED by CAR-27-K.Robinson at MIN 4. 27-K.Robinson for 4 yards, TOUCHDOWN. vs. Minnesota, 10/17/21

Younghoe Koo [C Henderson blocked]: 7-Y.Koo extra point is Blocked (24-C.Henderson), Center-48-L.McCullough, Holder-13-B.Pinion. vs. Atlanta, 11/10/22

POINT AFTER TOUCHDOWN ATTEMPT BLOCKED

Joey Slye [Isaac Rochell blocked]: 4-J.Slye extra point is Blocked (98-I.Rochell), Center-44-J.Jansen, Holder-3-J.Charlton. DEFENSIVE TWO-POINT ATTEMPT. 24-N.Adderley recovered the blocked kick. ATTEMPT FAILS. @ L.A. Chargers, 09/27/20

55 yards, Ryan Fitzgerald: (:25) 10-R.Fitzgerald 55 yard field goal is GOOD, Center-44-J.Jansen, Holder-6-S.Martin. vs. Dallas, 10/12/25

MADE FIELD GOAL OF 50 YARDS OR LONGER

52 yards, Zane Gonzalez: (2:48) 45-Z.Gonzalez 52 yard field goal is GOOD, Center-49-L.McCullough, Holder-13-B.Pinion. @ Atlanta, 11/16/25

63 yards, Graham Gano: (:06) 9-G.Gano 63 yard field goal is GOOD, Center-44-J.Jansen, Holder-5-M.Palardy. vs. N.Y. Giants, 10/07/18

60+ YARD FIELD GOAL

* Never Has Happened *

6 fg, John Kasay: (30, 50, 46, 25, 21, 21) @ New Orleans, 12/05/04

SIX FIELD GOALS

* Never Has Happened *

5 fg, Joey Slye: (29, 24, 30, 22, 31) @ L.A. Chargers, 09/27/20

FIVE FIELD GOALS

5 fg, Jason Myers: (43, 35, 33, 37, 39) @ Seattle, 09/24/23

4 fg, Eddy Piñeiro: (30, 32, 29, 33) vs. Kansas City, 11/24/24

FOUR FIELD GOALS

4 fg, Cam Little: (35, 47, 36, 28) @ Jacksonville, 09/07/25

3 fg, Ryan Fitzgerald: (29, 34, 28) @ Atlanta, 11/16/25

THREE FIELD GOALS

3 fg, Chad Ryland: (48, 30, 58) vs. Arizona, 12/22/24

Ryan Fitzgerald: 10-R.Fitzgerald extra point is No Good, Short, Center-44-J.Jansen, Holder-6-S.Martin. @ Green Bay, 11/02/25

MISSED POINT AFTER TOUCHDOWN ATTEMPT

Matt Prater: 15-M.Prater extra point is No Good, Wide Left, Center-69-R.Ferguson, Holder-19-M.Wishnowsky. vs. Buffalo, 10/26/25

* Never Has Happened *

NO PUNTS

Carolina 16, Green Bay 13 @ Green Bay, 11/02/25

11 punts, Todd Sauerbrun vs. Chicago, 12/22/02

PUNTED 10+ TIMES

11 punts, Shane Lechler @ Oakland, 11/09/08

60 yds, Sam Martin vs. Buffalo, 10/26/25

60-69 YARD PUNT

61 yds, Jake Bailey vs. Miami, 10/05/25

76 yds, Andy Lee @ Denver, 09/08/16

70+ YARD PUNT

74 yds, Jake Camarda vs. Tampa Bay, 01/07/24

* Never Has Happened *

80+ YARD PUNT

* Never Has Happened *

29 yards, Ihmir Smith-Marsette vs. Tampa Bay, 01/07/24

20 YARD PUNT RETURN

87 yards, Marcus Jones @ New England, 09/28/25

60t yards, Kaelin Clay @ N.Y. Jets, 11/26/17

50-69 YARD PUNT RETURN

59 yards, Tommylee Lewis @ New Orleans, 10/16/16

79t yards, Ihmir Smith-Marsette @ Chicago, 11/09/23

70-89 YARD PUNT RETURN

87t yards, Marcus Jones @ New England, 09/28/25

* Never Has Happened *

90+ YARD PUNT RETURN

94t yards, Tramon Williams @ Green Bay, 11/18/07

52 yards, Raheem Blackshear vs. Houston, 10/29/23

50-69 YARD KICKOFF RETURN

56 yards, Samaje Perine vs. Kansas City, 11/24/24

76 yards, Kealoha Pilares @ Indianapolis, 11/27/11

70-89 YARD KICKOFF RETURN

78 yards, Marcus Sherels vs. Minnesota, 10/30/11

98 yards, Trenton Cannon vs. Tampa Bay, 11/15/20

90+ YARD KICKOFF RETURN

99t yards, Andre Roberts vs. Washington, 11/22/15

Demani Richardson: 6-S.Martin kicks inside 14 yards from CAR 35 to CAR 49, impetus ends at CAR 44, RECOVERED by CAR-36-D.Richardson. @ Arizona, 09/14/25

SUCCESSFUL ONSIDE KICK

P.J. Locke: (Onside Kick formation) 8-B.McManus kicks inside 8 yards from DEN 35 to DEN 43, impetus ends at DEN 44, RECOVERED by DEN-6-P.Locke. vs. Denver, 11/27/22

TEAM/MISCELLANEOUS

* Never Has Happened *

600 TOTAL YARDS OF OFFENSE

617 yards, New Orleans 617, Carolina 301 @ New Orleans, 01/01/12

570 yards, Carolina 570, Detroit 381 vs. Detroit, 12/24/22

500 TOTAL YARDS OF OFFENSE

537 yards, Atlanta 537, Carolina 425 @ Atlanta, 01/05/25

486 yards, Carolina 486, Atlanta 348 @ Atlanta, 11/16/25

400 TOTAL YARDS OF OFFENSE

410 yards, Buffalo 410, Carolina 244 vs. Buffalo, 10/26/25

THE LAST TIME

ST: (12:16) J.McCown sacked at NYJ 36 for -9 yards (W.Horton). FUMBLES (W.Horton) (W.Horton), touched at NYJ 36, RECOVERED by CAR-L.Kuechly at NYJ 34. L.Kuechly for 34 yards, TOUCHDOWN.DEF: (10:07) T.Moton reported in as eligible. C.Newton left end for 1 yard, TOUCHDOWN.DEF: (1:17) (Shotgun) J.Stewart right tackle for 2 yards, TOUCHDOWN.OFF: (10:09) L.Edwards punts 37 yards to CAR 40, Center- T.Hennessy. K.Clay for 60 yards, TOUCHDOWN. @ N.Y. Jets, 11/26/17	TOUCHDOWN ON OFFENSE, DEFENSE AND SPECIAL TEAMS	ST: (11:31) D.Spoles left end for 8 yards, TOUCHDOWN.ST: (7:42) (Shotgun) L.McCoy up the middle for 1 yard, TOUCHDOWN.ST: (11:37) (No Huddle, Shotgun) M.Sanchez pass short left to J.Matthews for 13 yards, TOUCHDOWN.ST: (11:50) (No Huddle, Shotgun) M.Sanchez pass short right to J.Matthews for 18 yards, TOUCHDOWN.DEF: (2:21) (Shotgun) C.Newton pass short right intended for J.Avant INTERCEPTED by B.Fletcher at CAR 34. B.Fletcher for 34 yards, TOUCHDOWN.OFF: (3:46) B.Nortman punts 55 yards to PHI 35, Center-J.Jansen. D.Spoles for 65 yards, TOUCHDOWN. @ Philadelphia, 11/10/14
Bryce Young: TWO-POINT CONVERSION ATTEMPT. 9-B.Young pass to 18-J.Coker is complete. ATTEMPT SUCCEEDS. @ Atlanta, 11/16/25	MADE TWO-POINT CONVERSION	Saquon Barkley: TWO-POINT CONVERSION ATTEMPT. 26-S.Barkley rushes right tackle. ATTEMPT SUCCEEDS. @ Philadelphia, 12/08/24
Bryce Young: TWO-POINT CONVERSION ATTEMPT. 9-B.Young pass to 18-J.Coker is incomplete. ATTEMPT FAILS. @ San Francisco, 11/24/25	FAILED TWO-POINT CONVERSION	Derek Carr: TWO-POINT CONVERSION ATTEMPT. 4-D.Carr pass to 83-J.Johnson is incomplete. ATTEMPT FAILS. vs. New Orleans, 11/03/24
Carolina 52, Cincinnati 31 vs. Cincinnati, 12/08/02	50 POINTS	San Francisco 51, Carolina 13 @ San Francisco, 10/27/19
Carolina 44, Atlanta 38 @ Atlanta, 01/05/25	40 POINTS	Buffalo 40, Carolina 9 vs. Buffalo, 10/26/25
Carolina 30, Atlanta 27 @ Atlanta, 11/16/25	OVERTIME WIN	Tampa Bay 26, Carolina 23 vs. Tampa Bay, 12/01/24
Tampa Bay 26, Carolina 23 vs. Tampa Bay, 12/01/24	OVERTIME LOSS	Carolina 30, Atlanta 27 @ Atlanta, 11/16/25
Cincinnati 37, Carolina 37 @ Cincinnati, 10/12/14	OVERTIME TIE	Cincinnati 37, Carolina 37 @ Cincinnati, 10/12/14
Cincinnati 37, Carolina 37 @ Cincinnati, 10/12/14	TIE GAME	Cincinnati 37, Carolina 37 @ Cincinnati, 10/12/14
* Never Has Happened *	SCORELESS GAME	* Never Has Happened *
Carolina 21, Atlanta 0 vs. Atlanta, 12/13/15	20 FIRST-QUARTER POINTS	Pittsburgh 21, Carolina 7 @ Pittsburgh, 11/08/18
Carolina 21, Tampa Bay 14 vs. Tampa Bay, 11/04/18	20 SECOND-QUARTER POINTS	New England 21, Carolina 0 @ New England, 09/28/25
Carolina 21, Miami 7 vs. Miami, 11/13/17	20 THIRD-QUARTER POINTS	Buffalo 21, Carolina 0 vs. Buffalo, 10/26/25
Carolina 21, Atlanta 13 @ Atlanta, 10/30/22	20 FOURTH-QUARTER POINTS	Tampa Bay 20, Carolina 10 @ Tampa Bay, 01/01/23
35 (first half), Carolina 42, Tampa Bay 28 vs. Tampa Bay, 11/04/18	30 ONE-HALF POINTS	30 (first half), New Orleans 47, Carolina 10 @ New Orleans, 09/08/24
Washington 40, Carolina 7 @ Washington, 10/20/24	ZERO POINTS SCORED IN FIRST HALF	Carolina 30, Atlanta 0 vs. Atlanta, 09/21/25
21 (Q4), Atlanta 37, Carolina 34 @ Atlanta, 10/30/22	SCORED 20+ POINTS IN ONE QUARTER	21 (Q3), Buffalo 40, Carolina 9 vs. Buffalo, 10/26/25
(3, 14, 14, 7, 6 Points), Carolina 44, Atlanta 38 @ Atlanta, 01/05/25	SCORE TOUCHDOWN IN EACH QUARTER	(7, 21, 7, 7 Points), New England 42, Carolina 13 @ New England, 09/28/25
Carolina 30, Atlanta 0 vs. Atlanta, 09/21/25	SHUTOUT AT HOME	Tampa Bay 9, Carolina 0 vs. Tampa Bay, 01/07/24
* Never Has Happened *	SHUTOUT ON THE ROAD	Jacksonville 26, Carolina 0 @ Jacksonville, 12/31/23
Carolina 36, Arizona 30 vs. Arizona, 12/22/24	OVERTIME WIN AT HOME	Tampa Bay 26, Carolina 23 vs. Tampa Bay, 12/01/24
Carolina 30, Atlanta 27 @ Atlanta, 11/16/25	OVERTIME WIN ON THE ROAD	Atlanta 37, Carolina 34 @ Atlanta, 10/30/22
10 pen, Carolina 20, N.Y. Giants 17 vs. N.Y. Giants, 11/10/24	10 PENALTIES	12 pen, Arizona 27, Carolina 22 @ Arizona, 09/14/25
* Never Has Happened *	NO PENALTIES	0 pen, Indianapolis 38, Carolina 6 @ Indianapolis, 12/22/19
0 to, Carolina 31, L.A. Rams 28 vs. L.A. Rams, 11/30/25	NO TURNOVERS	0 to, Buffalo 40, Carolina 9 vs. Buffalo, 10/26/25
3 td, Carolina 30, Atlanta 27 (5:31) (Shotgun) B.Young pass short right to T.McMillan for 7 yards, TOUCHDOWN. (12:10) (Shotgun) B.Young pass deep left to X.Legette for 36 yards, TOUCHDOWN. (1:15) (Shotgun) B.Young pass short left to T.McMillan for 12 yards, TOUCHDOWN. @ Atlanta, 11/16/25	THREE TOTAL TOUCHDOWNS	3 td, Carolina 30, Atlanta 27 (3:39) (No Huddle, Shotgun) B.Robinson right end for 4 yards, TOUCHDOWN. Penalty on CAR-T.Wharton, Defensive Holding, declined. (7:56) (No Huddle, Shotgun) B.Robinson left tackle for 1 yard, TOUCHDOWN. CAR-N.Scourton was injured during the play. (1:45) (Shotgun) T.Allgeier right tackle for 1 yard, TOUCHDOWN. @ Atlanta, 11/16/25
4 td, Carolina 31, L.A. Rams 28 (7:46) (Shotgun) B.Young pass short right to C.Hubbard for 35 yards, TOUCHDOWN. (1:20) (Shotgun) M.Stafford pass short left intended for P.Nacua INTERCEPTED by M.Jackson at LA 48. M.Jackson for 48 yards, TOUCHDOWN. (8:54) (Shotgun) B.Young pass deep right to J.Coker for 33 yards, TOUCHDOWN. (6:43) B.Young pass deep right to T.McMillan for 43 yards, TOUCHDOWN. vs. L.A. Rams, 11/30/25	FOUR TOTAL TOUCHDOWNS	4 td, Carolina 31, L.A. Rams 28 (12:13) M.Stafford pass short middle to D.Adams for 4 yards, TOUCHDOWN. (12:54) (Shotgun) M.Stafford pass short right to D.Adams for 7 yards, TOUCHDOWN. (2:00) B.Corum up the middle for 2 yards, TOUCHDOWN. Penalty on CAR-N.Scourton, Defensive Offside, declined. (10:03) K.Williams up the middle for 7 yards, TOUCHDOWN. vs. L.A. Rams, 11/30/25
L.A. Chargers 26, Carolina 3 vs. L.A. Chargers, 09/15/24	GAME WITHOUT TOUCHDOWNS	Carolina 13, N.Y. Jets 6 @ N.Y. Jets, 10/19/25

THE LAST TIME

41:47 TOP, Carolina 10, Atlanta 3 @ Atlanta, 12/24/06	OVER 40:00 TIME OF POSSESSION (NON-OT)	41:11 TOP, Tampa Bay 48, Carolina 14 @ Tampa Bay, 12/29/24
@ Atlanta, 01/05/25	NO SACKS/NO INTERCEPTIONS ALLOWED	@ Atlanta, 11/16/25
Carolina 30, Atlanta 0 vs. Atlanta, 09/21/25	WON GAME BY 20+ POINTS	Buffalo 40, Carolina 9 vs. Buffalo, 10/26/25
3 tds, D'Onta Foreman: (2-Rushing, 1-Rushing, 12-Rushing) @ Atlanta, 10/30/22	THREE TOUCHDOWNS BY A PLAYER	3 tds, Raheem Mostert: (3-Pass Reception, 4-Rushing, 1-Rushing) @ Miami, 10/15/23
4 tds, DeAngelo Williams: (13-Rushing, 5-Rushing, 1-Rushing, 30-Rushing) @ N.Y. Giants, 12/21/08	FOUR TOUCHDOWNS BY A PLAYER	4 tds, Tevin Coleman: (19-Rushing, 10-Pass Reception, 48-Rushing, 1-Rushing) @ San Francisco, 10/27/19

TOP PERFORMANCES

100-YARD RECEIVING GAMES

Player	Opponent	Date	Receptions	Yards	Touchdowns
Steve Smith^	Chicago Bears	01/15/2006	12	218	2
Steve Smith	Minnesota Vikings	10/30/2005	11	201	1
Muhsin Muhammad	New Orleans Saints	09/13/1998	9	192	1
Steve Smith	Baltimore Ravens	10/15/2006	8	189	1
Muhsin Muhammad	Washington Redskins	11/16/2003	9	189	0
Greg Olsen	Tampa Bay Buccaneers	10/10/2016	9	181	0
Steve Smith	Chicago Bears	10/02/2011	8	181	0
Muhsin Muhammad	New Orleans Saints	12/05/2004	10	179	1
Steve Smith	Arizona Cardinals	09/11/2011	8	178	2
Ed Dickson	Detroit Lions	10/08/2017	5	175	0
Steve Smith	Miami Dolphins	09/25/2005	11	170	3
Steve Smith	Chicago Bears	11/20/2005	14	169	0
Steve Smith	Atlanta Falcons	11/23/2008	8	168	0
Steve Smith	Denver Broncos	12/14/2008	9	165	1
Patrick Jeffers	New Orleans Saints	01/02/2000	7	165	2
Steve Smith^	St. Louis Rams	01/10/2004	6	163	1
Patrick Jeffers	Pittsburgh Steelers	12/26/1999	5	160	2
DJ Moore	Detroit Lions	11/18/2018	7	157	1
Steve Smith	Minnesota Vikings	12/20/2009	9	157	1
Willie Green	San Francisco 49ers	12/08/1996	7	157	1
Willie Green	St. Louis Rams	11/12/1995	6	157	1
Steve Smith	Green Bay Packers	09/18/2011	6	156	0
Steve Smith	Houston Texans	09/16/2007	8	153	3
DJ Moore	Atlanta Falcons	10/30/2022	6	152	1
Steve Smith	Tennessee Titans	10/19/2003	10	151	1
Muhsin Muhammad	Washington Redskins	10/03/1999	8	151	0
Steve Smith	Tampa Bay Buccaneers	11/13/2006	8	149	1
Muhsin Muhammad	Atlanta Falcons	09/28/2008	8	147	1
Patrick Jeffers	Green Bay Packers	12/12/1999	8	147	2
Wesley Walls	Atlanta Falcons	09/07/1997	7	147	0
Willie Green	Atlanta Falcons	12/17/1995	4	147	1
Adam Thielen	Seattle Seahawks	10/24/2023	11	145	1
Drew Carter	New York Giants	12/10/2006	8	144	1
Steve Smith	Cincinnati Bengals	12/08/2002	5	144	1
Steve Smith	Washington Redskins	10/23/2011	7	143	0
Muhsin Muhammad^	New England Patriots	02/01/2004	4	140	1
Steve Smith	New Orleans Saints	09/11/2005	8	138	1
Patrick Jeffers	San Francisco 49ers	12/18/1999	8	138	1
Steve Smith	Dallas Cowboys	12/22/2007	9	137	1
Steve Smith	Arizona Cardinals	10/14/2007	10	136	1
Muhsin Muhammad	Atlanta Falcons	12/18/2004	10	135	1
Steve Smith^	Dallas Cowboys	01/03/2004	5	135	1
Greg Olsen	New Orleans Saints	09/27/2015	8	134	2
Steve Smith	New Orleans Saints	12/28/2008	5	134	0
Ricky Proehl	Tampa Bay Buccaneers	11/09/2003	3	133	1
Donald Hayes	Atlanta Falcons	11/28/1999	5	133	1
Drew Carter	Green Bay Packers	11/18/2007	5	132	1
Muhsin Muhammad	Atlanta Falcons	09/23/2001	10	132	0
Mark Carrier	New Orleans Saints	11/26/1995	6	132	2
DJ Moore	Green Bay Packers	12/19/2020	6	131	0
Greg Olsen	Seattle Seahawks	10/18/2015	7	131	1
Steve Smith	Atlanta Falcons	09/20/2009	8	131	0
Steve Smith	Atlanta Falcons	01/01/2006	9	131	1
Muhsin Muhammad	Green Bay Packers	11/27/2000	11	131	2
<i>Tetairoa McMillan</i>	<i>Atlanta Falcons</i>	<i>11/16/2025</i>	<i>8</i>	<i>130</i>	<i>2</i>
Greg Olsen	New Orleans Saints	12/06/2015	9	129	0
DJ Moore	Detroit Lions	11/22/2020	7	127	0
Muhsin Muhammad	San Francisco 49ers	10/22/2000	9	127	0
DJ Moore	Houston Texans	09/23/2021	8	126	0
DJ Moore	New Orleans Saints	11/24/2019	6	126	2
Steve Smith	Cincinnati Bengals	10/22/2006	8	126	0
Muhsin Muhammad	San Francisco 49ers	12/18/1999	11	126	3
Steve Smith	Atlanta Falcons	12/11/2011	6	125	0
David Gettis	San Francisco 49ers	10/24/2010	8	125	2
Muhsin Muhammad	St. Louis Rams	11/14/1999	9	125	0
Mark Carrier	Jacksonville Jaguars	09/29/1996	8	124	2
Steve Smith	Detroit Lions	10/16/2005	6	123	1
Muhsin Muhammad	San Francisco 49ers	11/14/2004	6	123	3
Diontae Johnson	Las Vegas Raiders	09/22/2024	8	122	1
Greg Olsen	San Francisco 49ers	09/18/2016	5	122	1
Steve Smith	New Orleans Saints	10/19/2008	6	122	1
Christian McCaffrey	Atlanta Falcons	11/17/2019	11	121	0
Willie Green	Atlanta Falcons	09/03/1995	7	121	1
DJ Moore	Tampa Bay Buccaneers	09/20/2020	8	120	0
DJ Moore	Green Bay Packers	11/10/2019	9	120	0
Devin Funchess	Tampa Bay Buccaneers	01/03/2016	7	120	1
Ted Ginn	Atlanta Falcons	12/13/2015	2	120	2
Steve Smith	Kansas City Chiefs	12/02/2012	5	120	1
Christian McCaffrey	Indianapolis Colts	12/22/2019	15	119	0

TOP PERFORMANCES

100-YARD RECEIVING GAMES (CONT.)

Player	Opponent	Date	Receptions	Yards	Touchdowns
Greg Olsen	Philadelphia Eagles	11/10/2014	6	119	0
Steve Smith	Arizona Cardinals	10/09/2005	8	119	2
Raghib Ismail	Atlanta Falcons	09/06/1998	6	119	1
Curtis Samuel	New Orleans Saints	01/03/2021	7	118	0
Steve Smith	Chicago Bears	10/28/2012	7	118	0
Steve Smith	St. Louis Rams	09/09/2007	7	118	1
Muhsin Muhammad	Arizona Cardinals	11/21/2004	6	118	2
Muhsin Muhammad	Washington Redskins	12/13/1998	7	118	0
DJ Moore	Tampa Bay Buccaneers	01/01/2023	6	117	1
Steve Smith	Tampa Bay Buccaneers	12/08/2008	9	117	1
Steve Smith	Arizona Cardinals	10/26/2008	5	117	2
Muhsin Muhammad	Cincinnati Bengals	09/26/1999	8	117	0
Raghib Ismail	Dallas Cowboys	10/11/1998	6	117	2
Greg Olsen	Green Bay Packers	12/17/2017	9	116	1
Steve Smith	Green Bay Packers	09/29/2002	5	116	0
Adam Thielen	Miami Dolphins	10/15/2023	11	115	1
Ted Ginn	Oakland Raiders	11/27/2016	4	115	1
Kelvin Benjamin	Pittsburgh Steelers	09/21/2014	8	115	1
Muhsin Muhammad	Tampa Bay Buccaneers	12/26/2004	8	115	2
Keary Colbert	Denver Broncos	10/10/2004	4	115	1
Donald Hayes	San Francisco 49ers	09/10/2000	6	115	1
Robby Anderson	Las Vegas Raiders	09/13/2020	6	114	1
Muhsin Muhammad	Atlanta Falcons	10/03/2004	7	114	0
Muhsin Muhammad	Oakland Raiders	12/24/2000	10	114	0
Mark Carrier	Chicago Bears	10/08/1995	5	114	1
DJ Moore	Dallas Cowboys	10/03/2021	8	113	2
DJ Moore	Seattle Seahawks	12/15/2019	8	113	0
Corey Brown^	Arizona Cardinals	01/24/2016	4	113	1
Greg Olsen^	Arizona Cardinals	01/24/2016	6	113	0
Robby Anderson	Atlanta Falcons	10/11/2020	8	112	0
Christian McCaffrey	Seattle Seahawks	11/25/2018	11	112	1
Steve Smith	Tampa Bay Buccaneers	10/12/2008	6	112	0
Steve Smith	Tampa Bay Buccaneers	09/24/2006	7	112	0
Muhsin Muhammad	New Orleans Saints	11/10/2002	4	112	0
Adam Thielen	Tampa Bay Buccaneers	12/29/2024	5	110	2
<i>Jalen Coker</i>	<i>Dallas Cowboys</i>	<i>12/15/2024</i>	<i>4</i>	<i>110</i>	<i>1</i>
Greg Olsen	Tampa Bay Buccaneers	09/12/2019	6	110	0
Greg Olsen	Tampa Bay Buccaneers	12/14/2014	10	110	0
Rae Carruth	Kansas City Chiefs	09/21/1997	8	110	0
Robby Anderson	Tampa Bay Buccaneers	09/20/2020	9	109	0
Kelvin Benjamin	Atlanta Falcons	11/16/2014	9	109	1
Steve Smith	Atlanta Falcons	12/09/2012	7	109	0
Raghib Ismail	Indianapolis Colts	12/27/1998	7	109	1
Devin Funchess	New York Jets	11/26/2017	7	108	0
Kelvin Benjamin	San Francisco 49ers	09/18/2016	7	108	2
Muhsin Muhammad	San Francisco 49ers	09/10/2000	8	108	1
Raghib Ismail	Atlanta Falcons	11/03/1996	5	108	0
Adam Thielen	Detroit Lions	10/08/2023	11	107	1
Greg Olsen^	New Orleans Saints	01/07/2018	8	107	1
Brandon LaFell	Minnesota Vikings	10/13/2013	4	107	1
Muhsin Muhammad	Detroit Lions	09/15/2002	8	107	1
Patrick Jeffers	St. Louis Rams	12/05/1999	7	107	1
Rae Carruth	Minnesota Vikings	10/12/1997	6	107	1
Curtis Samuel	Washington Football Team	12/27/2020	5	106	0
Steve Smith	Tampa Bay Buccaneers	09/09/2012	7	106	0
Keyshawn Johnson	Minnesota Vikings	09/17/2006	5	106	0
Steve Smith	Tampa Bay Buccaneers	11/06/2005	5	106	1
Muhsin Muhammad	Seattle Seahawks	10/31/2004	8	106	2
Muhsin Muhammad	Cincinnati Bengals	12/08/2002	8	106	1
Wesley Walls	St. Louis Rams	11/23/1997	8	106	0
Curtis Samuel	Kansas City Chiefs	11/08/2020	9	105	1
Greg Olsen	Green Bay Packers	10/19/2014	8	105	0
Steve Smith	Green Bay Packers	11/30/2008	4	105	0
Willie Green	New Orleans Saints	11/26/1995	4	105	1
Kelvin Benjamin	New England Patriots	10/01/2017	4	104	0
Kelvin Benjamin	Tampa Bay Buccaneers	12/14/2014	8	104	0
Ted Ginn^	San Francisco 49ers	01/12/2014	4	104	0
Steve Smith	New Orleans Saints	09/16/2012	3	104	0
Ricky Proehl	Dallas Cowboys	12/24/2005	2	104	1
Muhsin Muhammad	Buffalo Bills	12/09/2001	8	104	0
Muhsin Muhammad	Atlanta Falcons	10/04/1998	4	104	1
DJ Moore	Denver Broncos	11/27/2022	4	103	1
DJ Moore	Miami Dolphins	11/28/2021	4	103	0
Brandon LaFell	Tampa Bay Buccaneers	12/24/2011	3	103	1
Steve Smith	Tampa Bay Buccaneers	12/11/2005	5	103	0
Muhsin Muhammad^	Dallas Cowboys	01/03/2004	4	103	0
Steve Smith	Indianapolis Colts	10/12/2003	6	103	1
Muhsin Muhammad	Jacksonville Jaguars	09/19/1999	4	103	1
Adam Thielen	Philadelphia Eagles	12/08/2024	9	102	0
Robbie Anderson	Cleveland Browns	09/11/2022	5	102	1

TOP PERFORMANCES

100-YARD RECEIVING GAMES (CONT.)

Player	Opponent	Date	Receptions	Yards	Touchdowns
Christian McCaffrey	Atlanta Falcons	09/16/2018	14	102	0
Greg Olsen	Denver Broncos	11/11/2012	9	102	2
Muhsin Muhammad	Kansas City Chiefs	12/10/2000	8	102	0
Wesley Walls	Seattle Seahawks	10/08/2000	7	102	0
Raghib Ismail	New Orleans Saints	11/30/1997	6	102	0
DJ Moore	New Orleans Saints	01/03/2021	5	101	0
DJ Moore	Tennessee Titans	11/03/2019	7	101	0
Christian McCaffrey^	New Orleans Saints	01/07/2018	6	101	1
Christian McCaffrey	New Orleans Saints	09/24/2017	9	101	0
DeAngelo Williams	Philadelphia Eagles	12/04/2006	7	101	1
Mark Carrier	Washington Redskins	12/24/1995	7	101	0
<i>Tetairoa McMillan</i>	<i>Arizona Cardinals</i>	<i>09/14/2025</i>	<i>6</i>	<i>100</i>	<i>0</i>
Steve Smith	Minnesota Vikings	10/30/2011	7	100	1
Jonathan Stewart	Green Bay Packers	09/18/2011	8	100	0
Keary Colbert	Seattle Seahawks	10/31/2004	4	100	0
Steve Smith	New Orleans Saints	10/26/2003	9	100	0
Mark Carrier	Buffalo Bills	10/25/1998	5	100	1

^POSTSEASON

Blue italics - current player on roster

CAREER 100-YARD RECEIVING GAME LEADERS

Player	Total (Regular Season)	Total (Postseason)	Career Total
Smith, Steve	43	3	46
Muhammad, Muhsin	27	2	29
Moore, DJ	15	0	15
Olsen, Greg	11	2	13
McCaffrey, Christian	5	1	6
Benjamin, Kelvin	5	0	5
Carrier, Mark	5	0	5
Green, Willie	5	0	5
Ismail, Raghib	5	0	5
Jeffers, Patrick	5	0	5
Thielen, Adam	5	0	5
Anderson, Robby	4	0	4
Samuel, Curtis	3	0	3
Walls, Wesley	3	0	3
Ginn, Jr., Ted	2	1	3
Carruth, Rae	2	0	2
Carter, Drew	2	0	2
Colbert, Keary	2	0	2
Funchess, Devin	2	0	2
Hayes, Donald	2	0	2
LaFell, Brandon	2	0	2
<i>McMillan, Tetairoa</i>	<i>2</i>	<i>0</i>	<i>2</i>
Proehl, Ricky	2	0	2
<i>Coker, Jalen</i>	<i>1</i>	<i>0</i>	<i>1</i>
Dickson, Ed	1	0	1
Gettis, David	1	0	1
Johnson, Diontae	1	0	1
Johnson, Keyshawn	1	0	1
Stewart, Jonathan	1	0	1
Williams, DeAngelo	1	0	1
Brown, Corey	0	1	1
TOTALS	166	10	176

TOP PERFORMANCES

100-YARD RUSHING GAMES

Player	Opponent	Date	Carries	Yards	Touchdowns
DeAngelo Williams	New Orleans Saints	12/30/2012	21	210	2
<i>Rico Dowdle</i>	<i>Miami Dolphins</i>	<i>10/05/2025</i>	<i>23</i>	<i>206</i>	<i>1</i>
Jonathan Stewart	New York Giants	12/27/2009	28	206	1
DeAngelo Williams	Tampa Bay Buccaneers	12/08/2008	19	186	2
Christian McCaffrey	Cincinnati Bengals	09/23/2018	28	184	0
<i>Rico Dowdle</i>	<i>Dallas Cowboys</i>	<i>10/12/2025</i>	<i>30</i>	<i>183</i>	<i>0</i>
DeAngelo Williams	New Orleans Saints	12/28/2008	25	178	0
Stephen Davis	New Orleans Saints	10/26/2003	31	178	2
Christian McCaffrey	Jacksonville Jaguars	10/06/2019	19	176	2
DeShaun Foster	Kansas City Chiefs	09/19/2004	32	174	1
Richard Huntley	New England Patriots	01/06/2002	21	168	0
D'Onta Foreman	Detroit Lions	12/24/2022	21	165	1
DeShaun Foster	Atlanta Falcons	01/01/2006	18	165	1
Stephen Davis	New Orleans Saints	10/05/2003	30	159	1
DeAngelo Williams	Arizona Cardinals	11/01/2009	23	158	0
Jonathan Stewart	New Orleans Saints	12/07/2014	20	155	1
Lamar Smith	Minnesota Vikings	09/22/2002	30	154	2
<i>Chuba Hubbard</i>	<i>New York Giants</i>	<i>11/10/2024</i>	<i>28</i>	<i>153</i>	<i>1</i>
Christian McCaffrey	Arizona Cardinals	09/22/2019	24	153	1
Stephen Davis	Houston Texans	11/02/2003	30	153	0
Stephen Davis	Atlanta Falcons	09/28/2003	21	153	1
<i>Chuba Hubbard</i>	<i>Arizona Cardinals</i>	<i>12/22/2024</i>	<i>25</i>	<i>152</i>	<i>2</i>
DeAngelo Williams	Tampa Bay Buccaneers	10/18/2009	30	152	2
DeShaun Foster ^A	New York Giants	01/08/2006	27	151	0
DeAngelo Williams	New Orleans Saints	11/08/2009	21	149	2
Fred Lane	Oakland Raiders	11/02/1997	28	147	3
Christian McCaffrey	Tennessee Titans	11/03/2019	24	146	2
Stephen Davis	Tampa Bay Buccaneers	09/14/2003	33	142	0
Tim Biakabutuka	Washington Redskins	10/03/1999	12	142	3
DeAngelo Williams	Oakland Raiders	11/09/2008	19	140	1
Fred Lane	Dallas Cowboys	12/08/1997	34	138	0
Jonathan Stewart	Arizona Cardinals	12/19/2010	27	137	0
Anthony Johnson	Washington Redskins	08/31/1997	20	134	0
Jonathan Stewart	Atlanta Falcons	12/12/2010	18	133	0
Jonathan Stewart	Washington Redskins	12/19/2016	25	132	0
Tim Biakabutuka	Cincinnati Bengals	09/26/1999	8	132	2
DeShaun Foster	Atlanta Falcons	12/04/2005	24	131	1
<i>Rico Dowdle</i>	<i>Green Bay Packers</i>	<i>11/02/2025</i>	<i>25</i>	<i>130</i>	<i>2</i>
D'Onta Foreman	Atlanta Falcons	11/10/2022	31	130	1
Jonathan Stewart	Detroit Lions	11/16/2008	15	130	1
Christian McCaffrey	Los Angeles Rams	09/08/2019	19	128	2
Nick Goings	Tampa Bay Buccaneers	12/26/2004	33	127	0
Anthony Johnson	St. Louis Rams	10/13/1996	22	126	0
<i>Chuba Hubbard</i>	<i>Detroit Lions</i>	<i>12/24/2022</i>	<i>12</i>	<i>125</i>	<i>0</i>
Christian McCaffrey	Seattle Seahawks	11/25/2018	17	125	1
Jonathan Stewart	Philadelphia Eagles	10/25/2015	24	125	0
Jonathan Stewart	New Orleans Saints	01/03/2010	16	125	1
Jonathan Stewart ^A	Arizona Cardinals	01/03/2015	24	123	1
DeAngelo Williams	Kansas City Chiefs	10/05/2008	20	123	2
Anthony Johnson	St. Louis Rams	11/17/1996	27	123	1
Anthony Johnson	New Orleans Saints	10/20/1996	29	123	0
Derrick Moore	Tampa Bay Buccaneers	10/01/1995	21	123	1
Jonathan Stewart	Cleveland Browns	12/21/2014	24	122	0
DeAngelo Williams	Miami Dolphins	11/19/2009	13	122	0
DeShaun Foster	Atlanta Falcons	09/23/2007	20	122	1
Nick Goings	New Orleans Saints	12/05/2004	36	122	1
Dee Brown	Cleveland Browns	12/01/2002	27	122	0
DeAngelo Williams	Tampa Bay Buccaneers	12/30/2007	20	121	2
DeAngelo Williams	Arizona Cardinals	10/14/2007	10	121	1
Nick Goings	Arizona Cardinals	11/21/2004	22	121	3
Tim Biakabutuka	Washington Redskins	10/21/2001	20	121	1
DeAngelo Williams	New York Giants	09/22/2013	23	120	0
Mike Goodson	Baltimore Ravens	11/21/2010	22	120	0
Jonathan Stewart	Tampa Bay Buccaneers	12/06/2009	26	120	1
DeAngelo Williams	Detroit Lions	11/16/2008	14	120	2
Fred Lane	Green Bay Packers	12/14/1997	19	119	1
Derrick Moore	New England Patriots	10/29/1995	28	119	0
D'Onta Foreman	Atlanta Falcons	10/30/2022	26	118	3
D'Onta Foreman	Tampa Bay Buccaneers	10/23/2022	15	118	0
Christian McCaffrey	San Francisco 49ers	10/27/2019	14	117	1
Brad Hoover	Green Bay Packers	11/27/2000	24	117	1
Cam Newton	Atlanta Falcons	12/09/2012	9	116	1
DeAngelo Williams	New Orleans Saints	10/09/2011	9	115	1
Jonathan Stewart	Tampa Bay Buccaneers	12/08/2008	15	115	2
Stephen Davis	Philadelphia Eagles	11/30/2003	23	115	0
<i>Chuba Hubbard</i>	<i>Las Vegas Raiders</i>	<i>09/22/2024</i>	<i>21</i>	<i>114</i>	<i>0</i>
DeAngelo Williams	St. Louis Rams	11/19/2006	20	114	0
D'Onta Foreman	Denver Broncos	11/27/2022	24	113	0
Fred Lane	New Orleans Saints	11/30/1997	13	112	1

TOP PERFORMANCES

100-YARD RUSHING GAMES (CONT.)

Player	Opponent	Date	Carries	Yards	Touchdowns
Stephen Davis	Jacksonville Jaguars	09/07/2003	22	111	0
Anthony Johnson	Tampa Bay Buccaneers	12/01/1996	26	111	1
Jonathan Stewart	Miami Dolphins	11/13/2017	17	110	0
Jonathan Stewart	Tampa Bay Buccaneers	10/18/2009	17	110	1
Jonathan Stewart	Minnesota Vikings	12/20/2009	25	109	1
Tim Biakabutuka	Indianapolis Colts	12/27/1998	25	109	1
Christian McCaffrey	New Orleans Saints	09/25/2022	25	108	0
Christian McCaffrey	Green Bay Packers	11/10/2019	20	108	1
DeAngelo Williams	New York Giants	12/21/2008	24	108	4
DeAngelo Williams	Arizona Cardinals	10/26/2008	17	108	1
Nick Goings	St. Louis Rams	12/12/2004	31	108	1
Cam Newton	Cincinnati Bengals	10/12/2014	17	107	1
Christian McCaffrey	Tampa Bay Buccaneers	12/02/2018	10	106	0
Jonathan Stewart^	Seattle Seahawks	01/17/2016	19	106	2
DeShaun Foster	Cleveland Browns	10/08/2006	24	106	0
Nick Goings	Tampa Bay Buccaneers	11/28/2004	23	106	0
DeShaun Foster	New Orleans Saints	10/01/2006	16	105	1
<i>Chuba Hubbard</i>	<i>Cincinnati Bengals</i>	<i>09/29/2024</i>	<i>18</i>	<i>104</i>	<i>1</i>
<i>Chuba Hubbard</i>	<i>Tampa Bay Buccaneers</i>	<i>12/03/2023</i>	<i>25</i>	<i>104</i>	<i>2</i>
Stephen Davis^	Dallas Cowboys	01/03/2004	26	104	1
Tim Biakabutuka	Atlanta Falcons	10/26/1997	23	104	2
Anthony Johnson^	Dallas Cowboys	01/05/1997	26	104	0
Jonathan Stewart	Minnesota Vikings	12/10/2017	16	103	3
Tim Biakabutuka	Seattle Seahawks	10/08/2000	23	103	0
Tim Biakabutuka	Washington Redskins	12/13/1998	17	103	1
Christian McCaffrey	New York Giants	09/18/2022	15	102	0
Jonathan Stewart	Washington Redskins	11/22/2015	21	102	0
DeShaun Foster	Atlanta Falcons	12/24/2006	28	102	0
Anthony Johnson	Minnesota Vikings	10/06/1996	23	102	1
<i>Chuba Hubbard</i>	<i>Philadelphia Eagles</i>	<i>10/10/2021</i>	<i>24</i>	<i>101</i>	<i>0</i>
Christian McCaffrey	Atlanta Falcons	12/23/2018	21	101	0
DeAngelo Williams	Atlanta Falcons	11/23/2008	19	101	1
Fred Lane	New Orleans Saints	11/01/1998	35	101	1
Fozzy Whittaker	San Francisco 49ers	09/18/2016	16	100	0
Cam Newton	New York Giants	12/20/2015	8	100	0
Mike Goodson	Tampa Bay Buccaneers	11/14/2010	23	100	0
Fred Lane	New Orleans Saints	09/13/1998	18	100	0

^POSTSEASON

Blue italics - current player on roster

CAREER 100-YARD RUSHING GAME LEADERS

Player	Total (Regular Season)	Total (Postseason)	Career Total
Williams, DeAngelo	18	0	18
Stewart, Jonathan	16	2	18
McCaffrey, Christian	12	0	12
Davis, Stephen	7	1	8
Foster, DeShaun	7	1	8
Biakabutuka, Tshimanga	7	0	7
<i>Hubbard, Chuba</i>	<i>7</i>	<i>0</i>	<i>7</i>
Johnson, Anthony	6	1	7
Lane, Fred	6	0	6
Foreman, D'Onta	5	0	5
Goings, Nick	5	0	5
<i>Dowdle, Rico</i>	<i>3</i>	<i>0</i>	<i>3</i>
Newton, Cam	3	0	3
Goodson, Mike	2	0	2
Moore, Derrick	2	0	2
Brown, Dee	1	0	1
Hoover, Brad	1	0	1
Huntley, Richard	1	0	1
Smith, Lamar	1	0	1
Whittaker, Fozzy	1	0	1
TOTALS	111	5	116

TOP PERFORMANCES

150-YARD SCRIMMAGE GAMES (RUSHING & RECEIVING)

Player	Opponent	Date	Scrm. Yards	Rec.	Rec. Yards	Rec. TDs	Att.	Rush Yds	Rush TDs	Total TDs
Steve Smith [*]	Chicago Bears	01/15/2006	244	12	218	2	3	26	0	2
<i>Rico Dowdle</i>	<i>Dallas Cowboys</i>	<i>10/12/2025</i>	<i>239</i>	<i>4</i>	<i>56</i>	<i>1</i>	<i>30</i>	<i>183</i>	<i>0</i>	<i>1</i>
Christian McCaffrey	Jacksonville Jaguars	10/06/2019	237	6	61	1	19	176	2	3
Christian McCaffrey	Seattle Seahawks	11/25/2018	237	11	112	1	17	125	1	2
<i>Rico Dowdle</i>	<i>Miami Dolphins</i>	<i>10/05/2025</i>	<i>234</i>	<i>3</i>	<i>28</i>	<i>0</i>	<i>23</i>	<i>206</i>	<i>1</i>	<i>1</i>
Jonathan Stewart	New York Giants	12/27/2009	222	2	16	0	28	206	1	1
DeAngelo Williams	New Orleans Saints	10/30/2012	213	1	3	0	21	210	2	2
Christian McCaffrey	Los Angeles Rams	09/08/2019	209	10	81	0	19	128	2	2
Steve Smith	Minnesota Vikings	10/30/2005	201	11	201	1	0	0	0	1
Stephen Davis	New Orleans Saints	10/26/2003	195	1	17	0	31	178	2	2
Christian McCaffrey	Cincinnati Bengals	09/23/2018	194	2	10	0	28	184	0	0
DeAngelo Williams	Tampa Bay Buccaneers	12/08/2008	192	1	6	0	19	186	2	2
Muhsin Muhammad	New Orleans Saints	09/13/1998	192	9	192	1	0	0	0	0
Christian McCaffrey	Atlanta Falcons	11/17/2019	191	11	121	0	14	70	0	0
Stephen Davis	Atlanta Falcons	09/28/2003	191	4	38	0	21	153	1	1
Richard Huntley	New England Patriots	01/06/2002	191	2	23	0	21	168	0	0
Steve Smith	Baltimore Ravens	10/15/2006	189	8	189	1	0	0	0	1
Muhsin Muhammad	Washington Redskins	11/16/2003	189	9	189	0	0	0	0	0
Christian McCaffrey	Arizona Cardinals	09/22/2019	188	3	35	0	24	153	1	1
Patrick Jeffers	New Orleans Saints	01/02/2000	188	7	165	2	1	23	0	0
Christian McCaffrey	New York Jets	09/12/2021	187	9	89	0	21	98	0	0
Greg Olsen	Tampa Bay Buccaneers	10/10/2016	181	9	181	0	0	0	0	0
Steve Smith	Chicago Bears	10/02/2011	181	8	181	0	0	0	0	0
DeShaun Foster	Atlanta Falcons	02/04/2005	180	3	49	1	24	131	1	2
Christian McCaffrey	Houston Texans	09/29/2019	179	10	86	0	27	93	1	1
Muhsin Muhammad	New Orleans Saints	12/05/2004	179	10	179	1	0	0	0	1
Christian McCaffrey	Atlanta Falcons	12/23/2018	178	12	77	0	21	101	0	0
Steve Smith	Arizona Cardinals	09/11/2011	178	8	178	2	0	0	0	2
DeAngelo Williams	New Orleans Saints	12/28/2008	178	0	0	0	25	178	0	0
Christian McCaffrey	Seattle Seahawks	12/15/2019	175	8	88	0	19	87	2	2
Ed Dickson	Detroit Lions	10/08/2017	175	5	175	0	0	0	0	0
DeAngelo Williams	Philadelphia Eagles	12/04/2006	175	7	101	1	17	74	0	1
Steve Smith	Denver Broncos	12/14/2008	174	9	165	1	1	9	0	1
DeShaun Foster	Kansas City Chiefs	09/19/2004	174	0	0	0	32	174	1	1
Tim Biakabutuka	Washington Redskins	12/13/1998	174	2	71	1	17	103	1	0
Christian McCaffrey	Indianapolis Colts	12/22/2019	173	15	119	0	13	54	0	0
DeAngelo Williams	Tampa Bay Buccaneers	10/18/2009	172	2	20	0	30	152	2	2
Steve Smith [*]	St. Louis Rams	01/10/2004	170	6	163	1	1	7	0	1
<i>Chuba Hubbard</i>	<i>New York Giants</i>	<i>11/10/2024</i>	<i>169</i>	<i>4</i>	<i>16</i>	<i>0</i>	<i>28</i>	<i>153</i>	<i>1</i>	<i>1</i>
<i>Chuba Hubbard</i>	<i>Las Vegas Raiders</i>	<i>09/22/2024</i>	<i>169</i>	<i>5</i>	<i>55</i>	<i>1</i>	<i>21</i>	<i>114</i>	<i>0</i>	<i>1</i>
Steve Smith	Chicago Bears	11/20/2005	169	14	169	0	0	0	0	0
DeAngelo Williams	New York Jets	12/15/2013	168	3	87	1	15	81	0	0
Steve Smith	Atlanta Falcons	11/23/2008	168	8	168	0	0	0	0	1
Steve Smith	Miami Dolphins	09/25/2005	168	11	170	3	2	-2	0	3
Nick Goings	New Orleans Saints	12/05/2004	168	6	46	0	36	122	1	1
Christian McCaffrey	Tennessee Titans	11/03/2019	166	4	39	1	24	146	2	3
Nick Goings	Tampa Bay Buccaneers	12/26/2004	166	4	20	0	33	127	0	0
Lamar Smith	Minnesota Vikings	09/22/2002	166	2	12	0	30	154	2	2
<i>Chuba Hubbard</i>	<i>Arizona Cardinals</i>	<i>12/22/2024</i>	<i>165</i>	<i>4</i>	<i>13</i>	<i>0</i>	<i>25</i>	<i>152</i>	<i>2</i>	<i>2</i>
D'Onta Foreman	Detroit Lions	12/24/2022	165	0	0	0	21	165	1	1
DeShaun Foster	Atlanta Falcons	01/01/2006	165	0	0	0	18	165	1	0
Anthony Johnson	New Orleans Saints	10/21/1996	164	5	41	0	29	123	0	0
Stephen Davis	New Orleans Saints	10/05/2003	162	1	3	0	30	159	1	1
Christian McCaffrey	Arizona Cardinals	11/14/2021	161	10	66	0	13	95	0	0
Christian McCaffrey	Tampa Bay Buccaneers	12/02/2018	161	9	55	1	10	106	0	0
DeAngelo Williams	New Orleans Saints	11/08/2009	161	2	12	0	21	149	2	2
Patrick Jeffers	Pittsburgh Steelers	12/26/1999	160	5	160	2	0	0	0	0
Christian McCaffrey	Los Angeles Rams	10/16/2022	158	7	89	0	13	69	0	0
Curtis Samuel	Washington Football Team	12/27/2020	158	5	106	0	7	52	0	0
DeAngelo Williams	Arizona Cardinals	11/01/2009	158	0	0	0	23	158	0	0
Brad Hoover	Green Bay Packers	11/27/2000	158	3	41	0	24	117	1	1
Fred Lane	Las Vegas Raiders	11/02/1997	158	2	11	0	28	147	3	0
DJ Moore	Detroit Lions	11/18/2018	157	7	157	1	0	0	0	1
Christian McCaffrey	Tampa Bay Buccaneers	11/04/2018	157	5	78	0	17	79	2	2
Willie Green	San Francisco 49ers	12/08/1996	157	7	157	1	0	0	0	0
Willie Green	St. Louis Rams	11/12/1995	157	6	157	1	0	0	0	0
Steve Smith	Green Bay Packers	09/18/2011	156	6	156	0	0	0	0	0
DJ Moore	Atlanta Falcons	10/30/2022	155	6	152	1	1	3	0	1
Christian McCaffrey	San Francisco 49ers	10/27/2019	155	4	38	0	14	117	1	1
Jonathan Stewart	New Orleans Saints	12/07/2014	155	0	0	0	20	155	1	1
DeShaun Foster [*]	New York Giants	01/08/2006	155	1	4	0	27	151	0	0
Tim Biakabutuka	Washington Redskins	10/03/1999	154	1	12	0	12	142	3	0
Steve Smith	Houston Texans	09/16/2007	153	8	153	3	0	0	0	3
Stephen Davis	Houston Texans	11/02/2003	153	0	0	0	30	153	0	0
Christian McCaffrey	Kansas City Chiefs	11/08/2020	151	10	82	1	18	69	1	2
Mike Goodson	Baltimore Ravens	11/21/2010	151	5	31	0	22	120	0	0
Steve Smith	Minnesota Vikings	12/20/2009	151	9	157	1	1	-6	0	1
Steve Smith	Arizona Cardinals	10/14/2007	151	10	136	1	2	15	0	1
Muhsin Muhammad	Washington Redskins	10/03/1999	151	8	151	0	0	0	0	0
Tim Biakabutuka	Washington Redskins	10/21/2001	150	4	29	0	20	121	1	1

^{*}POSTSEASON

Blue Italics - current player on roster

TOP PERFORMANCES

CAREER 150-YARD SCRIMMAGE GAME LEADERS (RUSHING & RECEIVING)

Player	Total (Regular Season)	Total (Postseason)	Career Total
McCaffrey, Christian	18	0	18
Smith, Steve	12	2	14
Williams, DeAngelo	8	0	8
Davis, Stephen	4	0	4
Foster, DeShaun	3	1	4
Muhammad, Muhsin	4	0	4
Biakabutuka, Tim	3	0	3
Hubbard, Chuba	3	0	3
Dowdle, Rico	2	0	2
Goings, Nick	2	0	2
Green, Willie	2	0	2
Jeffers, Patrick	2	0	2
Moore, DJ	2	0	2
Stewart, Jonathan	2	0	2
Dickson, Ed	1	0	1
Foreman, D'Onta	1	0	1
Goodson, Mike	1	0	1
Hoover, Brad	1	0	1
Huntley, Richard	1	0	1
Johnson, Anthony	1	0	1
Lane, Fred	1	0	1
Olsen, Greg	1	0	1
Samuel, Curtis	1	0	1
Smith, Lamar	1	0	1
TOTALS	77	3	80

TOP PERFORMANCES

300-YARD PASSING GAMES

Player	Opponent	Date	Attempts	Completions	Yards	Touchdowns	Interceptions
<i>Bryce Young</i>	<i>Atlanta Falcons</i>	<i>11/16/2025</i>	<i>45</i>	<i>31</i>	<i>448</i>	<i>3</i>	<i>0</i>
Cam Newton	Green Bay Packers	09/18/2011	46	28	432	1	3
Chris Weinke	New York Giants	12/10/2006	61	34	423	1	3
Cam Newton	Arizona Cardinals	09/11/2011	37	24	422	2	1
Cam Newton	Chicago Bears	10/02/2011	46	27	374	1	1
Steve Buerlein	Green Bay Packers	12/12/1999	42	29	373	3	0
Steve Buerlein	San Francisco 49ers	12/18/1999	38	27	368	4	0
Teddy Bridgewater	Tampa Bay Buccaneers	09/20/2020	42	33	367	0	2
Jake Delhomme	Baltimore Ravens	10/15/2006	39	24	365	2	2
Steve Buerlein	San Francisco 49ers	09/10/2000	32	24	364	3	1
Jake Delhomme	Tennessee Titans	10/19/2003	49	31	362	2	0
<i>Andy Dalton</i>	<i>Seattle Seahawks</i>	<i>09/24/2023</i>	<i>58</i>	<i>34</i>	<i>361</i>	<i>2</i>	<i>0</i>
Cam Newton	Detroit Lions	11/18/2018	37	25	357	3	1
Cam Newton	Detroit Lions	10/08/2017	33	26	355	3	0
Cam Newton	San Francisco 49ers	09/18/2016	40	24	353	4	1
Cam Newton^	New Orleans Saints	01/07/2018	40	24	349	2	0
Sam Darnold	Tampa Bay Buccaneers	01/01/2023	37	23	341	3	1
Jake Delhomme	Minnesota Vikings	10/30/2005	30	21	341	3	0
Cam Newton	New York Giants	12/20/2015	45	25	340	5	0
Jake Delhomme	Atlanta Falcons	12/18/2004	35	24	340	2	1
Cam Newton	Atlanta Falcons	09/16/2018	45	32	335	3	1
Cam Newton^	Arizona Cardinals	01/24/2016	28	19	335	2	1
Kerry Collins	New Orleans Saints	11/26/1995	46	17	335	3	4
Steve Buerlein	Washington Redskins	10/03/1999	47	23	334	1	1
Cam Newton	Tampa Bay Buccaneers	09/12/2019	51	25	333	0	0
Steve Buerlein	Seattle Seahawks	10/08/2000	39	27	332	2	1
Cam Newton	New Orleans Saints	12/06/2015	41	28	331	5	1
Frank Reich	Atlanta Falcons	09/03/1995	44	23	329	2	0
<i>Bryce Young</i>	<i>Arizona Cardinals</i>	<i>09/14/2025</i>	<i>55</i>	<i>35</i>	<i>328</i>	<i>3</i>	<i>1</i>
Kerry Collins	Kansas City Chiefs	09/21/1997	47	24	328	1	4
Kerry Collins	San Francisco 49ers	12/08/1996	37	22	327	3	0
Kyle Allen	Atlanta Falcons	11/17/2019	50	31	325	0	4
Jake Delhomme	Buffalo Bills	10/25/2009	44	27	325	0	3
Jake Delhomme^	New England Patriots	02/01/2004	33	16	323	3	0
Cam Newton	New Orleans Saints	10/16/2016	47	27	322	2	1
Steve Buerlein	New Orleans Saints	01/02/2000	41	22	322	5	0
<i>Andy Dalton</i>	<i>Las Vegas Raiders</i>	<i>09/22/2024</i>	<i>37</i>	<i>26</i>	<i>319</i>	<i>3</i>	<i>0</i>
Jake Delhomme^	Chicago Bears	01/15/2006	33	24	319	3	1
Rodney Peete	Cincinnati Bengals	12/08/2002	29	21	319	3	1
PJ Walker	Atlanta Falcons	10/30/2022	36	19	317	1	1
Jake Delhomme	Washington Redskins	11/16/2003	30	20	317	0	2
Cam Newton	New England Patriots	10/01/2017	29	22	316	3	1
Jake Delhomme	Houston Texans	09/16/2007	41	27	316	3	1
Cam Newton	New Orleans Saints	09/27/2015	31	20	315	2	0
Cam Newton	Chicago Bears	10/28/2012	39	20	314	0	2
Teddy Bridgewater	Atlanta Falcons	10/11/2020	36	27	313	2	0
<i>Bryce Young</i>	<i>Green Bay Packers</i>	<i>12/24/2023</i>	<i>36</i>	<i>23</i>	<i>312</i>	<i>2</i>	<i>0</i>
Chris Weinke	St. Louis Rams	12/23/2001	51	24	312	1	0
Teddy Bridgewater	Kansas City Chiefs	11/08/2020	49	36	310	2	0
Rodney Peete	New Orleans Saints	11/10/2002	40	23	310	2	1
Rodney Peete	Detroit Lions	09/15/2002	32	21	310	1	0
Steve Buerlein	San Francisco 49ers	10/22/2000	44	28	309	3	0
Kerry Collins	New England Patriots	10/29/1995	45	25	309	2	1
Cam Newton	Arizona Cardinals	10/06/2013	39	21	308	0	3
Matt Moore	San Francisco 49ers	10/24/2010	41	28	308	2	1
Jake Delhomme	Atlanta Falcons	09/20/2009	41	25	308	1	1
Jake Delhomme	Atlanta Falcons	10/03/2004	38	23	308	0	2
Kyle Allen	Green Bay Packers	11/10/2019	43	28	307	1	1
Jake Delhomme	New Orleans Saints	01/02/2005	50	24	307	2	0
Cam Newton	Philadelphia Eagles	11/10/2014	40	25	306	2	3
Cam Newton	Philadelphia Eagles	11/26/2012	28	18	306	2	0
Sam Darnold	New Orleans Saints	09/19/2021	38	26	305	2	1
Sam Darnold	Houston Texans	09/23/2021	34	23	304	0	0
Cam Newton	Tampa Bay Buccaneers	09/09/2012	33	23	303	1	2
Jake Delhomme	San Francisco 49ers	11/14/2004	34	19	303	3	0
Kerry Collins	Atlanta Falcons	10/04/1998	38	20	302	3	2
Sam Darnold	Dallas Cowboys	10/03/2021	39	26	301	2	2
Cam Newton	Tampa Bay Buccaneers	12/02/2018	41	28	300	2	4
Cam Newton	Washington Redskins	12/19/2016	37	21	300	2	0
Steve Buerlein	San Francisco 49ers	10/17/1999	36	23	300	4	3

^POSTSEASON

Blue italics - current player on roster

TOP PERFORMANCES

CAREER 300-YARD PASSING GAME LEADERS

Player	Total (Regular Season)	Total (Postseason)	Career Total
Newton, Cam	20	2	22
Delhomme, Jake	11	2	13
Beuerlein, Steve	8	0	8
Collins, Kerry	5	0	5
Darnold, Sam	4	0	4
Bridgewater, Teddy	3	0	3
Peete, Rodney	3	0	3
Young, Bryce	3	0	3
Allen, Kyle	2	0	2
Dalton, Andy	2	0	2
Weinke, Chris	2	0	2
Moore, Matt	1	0	1
Reich, Frank	1	0	1
Walker, PJ	1	0	1
TOTALS	66	4	70

UPDATED
PLAYER BIOS





KRYS
BARNES

LINEBACKER

40

Hometown: Bakersfield, Calif.

College: UCLA

Acquired: FA-25

HT6'2"

WT229

AGE27

1

6

PANTHERS

CAREER HIGHLIGHTS

- In five seasons in the NFL (2020-24), has played in 68 games with 30 starts, recording 273 tackles (172 solo), 15 tackles for loss, 5.0 sacks, six quarterback hits, 10 passes defended, an interception, a forced fumble and a fumble recovery.
- Spent two seasons with the Arizona Cardinals (2023-24), appearing in 33 games with six starts.
- Entered the NFL as an undrafted free agent with the Green Bay Packers in 2020, playing three seasons in Green Bay (2020-22) to begin his career.
- Was the only undrafted rookie in 2020 to record multiple starts, playing in 13 games with 10 starts.

YEAR-BY-YEAR

- **2024:** Played in all 17 games, recording 34 tackles (18 solo), three tackles for loss, 2.0 sacks and two QB hits...Also registered a tackle on special teams.
- **2023:** Appeared in 16 games with six starts, recording 53 tackles (34 solo), three tackles for loss, a QB hit, six passes defended and an interception...Added two tackles on special teams...Registered his first career INT at Houston (Nov. 19) and returned it 46 yards.
- **2022:** Saw action in six games with one start, spending Weeks 2-8 on injured reserve (ankle) and was inactive for Weeks 10, 13, 15 and 17...Recorded 29 tackles (17 solo), a sack and a QB hit.
- **2021:** Appeared in 16 games with 13 starts, recording a career-high 79 tackles (56 solo), four tackles for loss, a sack, a QB hit, four passes defended and a fumble recovery...On special teams, posted two tackles and recovered a fumble...Finished No. 3 on the team in tackles...Started the postseason contest vs. San Francisco (Jan. 22), recording seven tackles (four solo) and a tackle for loss.
- **2020:** Played in 13 games with 10 starts as a rookie, recording 78 tackles (47 solo), a career-best five tackles for loss, a sack, a QB hit and a forced fumble...Added two tackles on special teams...Was the only undrafted rookie with multiple starts this season...Led all undrafted rookies and ranked No. 6 among all NFL rookies in tackles...Finished No. 2 on the team in tackles...Also started both postseason contests, registering 13 tackles (eight solo) and a pass defended.

PANTHERS

TRANSACTIONS

- Signed by the Green Bay Packers as an undrafted free agent (4/29/20)...Released by the Green Bay Packers (9/5/20)...Signed by the Green Bay Packers (9/12/20)...Signed by the Green Bay Packers as an exclusive rights free agent (4/18/22)...Signed by the Arizona Cardinals (3/28/23)...Re-signed by the Arizona Cardinals (3/13/24)...Released by the Arizona Cardinals (8/27/24)...Signed to the Arizona Cardinals practice squad (8/28/24)...Signed to the Arizona Cardinals active roster (8/29/24)...Signed by the Carolina Panthers (8/3/25)...Released by the Carolina Panthers (8/26/25)...Signed to the Carolina Panthers practice squad (8/27/25).

PANTHERS

COLLEGE

- Played in 43 games with 31 starts in his four seasons (2016-19) at UCLA, recording 212 tackles, 21 tackles for a loss, 5.0 sacks, a forced fumble, two INTs and 15 passes defended...Played in and started 11 games in 2019, recording 74 tackles, 10 tackles for a loss (matched his career high), a career-best 4.0 sacks, a forced fumble, an INT and a career-high eight passes defended...Tied for the team lead in tackles for loss and paced the Bruins in passes defended...Earned honorable mention All-Pac-12 honors from the league's coaches...Presented the Kenneth S. Washington Most Outstanding Senior Award at the team banquet...Started all 12 contests in 2018, ranking No. 2 on the team in tackles (85) and tackles for a loss (10)...Added a sack, an INT, seven passes defended and a QB hit...Played in 10 games with eight starts in 2017, finishing with 50 tackles and a tackle for a loss...Saw action in 10 games as a true freshman in 2016, primarily playing on special teams.

KRYS BARNES' NFL REGULAR SEASON DEFENSIVE STATISTICS

		TACKLES										INTERCEPTIONS					O. FUMB					ST					MISC	
DATE	TEAM	GP	GS	TK	S	A	TFL	YDS	SK	YDS	QBH	NO	YDS	LG	TD	PD	FF	FR	TD	YDS	TK	S	A	FF	FR	S	A	
2020	Packers	13	10	78	47	31	5	15	1.0	5.0	1	0	0	0	0	0	1	0	0	0	2	2	0	0	0	0	0	0
2021	Packers	16	13	79	56	23	4	13	1.0	8.0	1	0	0	0	0	4	0	1	0	1	2	2	0	0	1	0	0	0
2022	Packers	6	1	29	17	12	0	0	1.0	0.0	1	0	0	0	0	0	0	0	0	0	0	0	0	0	0	0	0	0
2023	Cardinals	16	6	53	34	19	3	4	0.0	0.0	1	1	46	46	0	6	0	0	0	0	2	1	1	0	0	0	0	0
2024	Cardinals	17	0	34	18	16	3	6	2.0	5.0	2	0	0	0	0	0	0	0	0	0	1	1	0	0	0	0	0	0
2025	Panthers	4	2	14	3	11	0	0	0.0	0.0	0	0	0	0	0	0	0	0	0	0	2	0	2	0	0	0	0	0
NFL TOTALS		72	32	287	175	112	15	38	5.0	18.0	6	1	46	46	0	10	1	1	0	1	9	6	3	0	1	0	0	0

[illegible]

Total Tackles	14 at Chicago Bears, Jan 03, 2021
Solo Tackles	8 at Green Bay Packers, Oct 13, 2024 ...1 more at 8.
Sacks	1.0 at San Francisco 49ers, Oct 06, 2024 ...4 more at 1.0.
Passes Defended	2 at Houston Texans, Nov 19, 2023 ...2 more at 2.
Forced Fumbles	vs. Carolina Panthers, Dec 19, 2020
Fumble Recoveries	1 vs. Detroit Lions, Sep 20, 2021

Tackles For Loss	2 at Minnesota Vikings, Sep 13, 2020
Interceptions	1 at Houston Texans, Nov 19, 2023
Special Teams Tackles	2 vs. Miami Dolphins, Oct 05, 2025
Special Teams Fumble Recoveries	1 vs. Los Angeles Rams, Nov 28, 2021
Longest Opp Fumble Return	1 vs. Los Angeles Rams, Nov 28, 2021

Total Tackles	10 vs. Los Angeles Rams, Jan 16, 2021
	7 vs. San Francisco 49ers, Jan 22, 2022
	3 vs. Tampa Bay Buccaneers, Jan 24, 2021
Solo Tackles	7 vs. Los Angeles Rams, Jan 16, 2021
	4 vs. San Francisco 49ers, Jan 22, 2022
	1 vs. Tampa Bay Buccaneers, Jan 24, 2021

Passes Defensed	1 vs. Los Angeles Rams, Jan 16, 2021
Tackles For Loss	1 vs. San Francisco 49ers, Jan 22, 2022

TACKLES											INTERCEPTIONS				O. FUMB			ST			MISC								
DATE	OPPONENT	P/S	TK	S	A	SK	YDS	TFL	YDS	QBH	NO	YDS	LG	TD	PD	FF	FR	TD	YDS	TK	S	A	FF	FR	S	A	W/L	SCORE	
09/07	at Jaguars												PRACTICE SQUAD											L	10-26				
09/14	at Cardinals												PRACTICE SQUAD											L	22-27				
09/21	Falcons												PRACTICE SQUAD											W	30-0				
09/28	at Patriots												PRACTICE SQUAD											L	13-42				
10/05	Dolphins	P	0	0	0	0.0	0.0	0	0	0	0	0	0	0	0	0	0	0	0	2	0	2	0	0	0	0	W	27-24	
10/12	Cowboys												PRACTICE SQUAD											W	30-27				
10/19	at Jets												PRACTICE SQUAD											W	13-6				
10/26	Bills												PRACTICE SQUAD											L	9-40				
11/02	at Packers												PRACTICE SQUAD											W	16-13				
11/09	Saints												PRACTICE SQUAD											L	7-17				
11/16	at Falcons												PRACTICE SQUAD											W	30-27+				
11/24	at 49ers												PRACTICE SQUAD											L	9-20				
11/30	Rams	S	4	0	4	0.0	0.0	0	0	0	0	0	0	0	0	0	0	0	0	0	0	0	0	0	0	0	W	31-28	
2025 TOTALS		2-1	4	0	4	0.0	0.0	0	0	0	0	0	0	0	0	0	0	0	0	2	0	2	0	0	0	0	0	7-6	
+ - Overtime																													

			TACKLES							INTERCEPTIONS				O. FUMB			ST			MISC									
DATE	OPPONENT	P/S	TK	S	A	SK	YDS	TFL	YDS	QBH	NO	YDS	LG	TD	PD	FF	FR	TD	YDS	TK	S	A	FF	FR	S	A	W/L	SCORE	
09/08	at Bills	P	2	1	1	0.0	0.0	0	0	0	0	0	0	0	0	0	0	0	0	0	0	0	0	0	0	0	L	28-34	
09/15	Rams	P	4	2	2	1.0	1.0	1	1	1	0	0	0	0	0	0	0	0	0	0	0	0	0	0	0	0	W	41-10	
09/22	Lions	P	1	1	0	0.0	0.0	0	0	0	0	0	0	0	0	0	0	0	0	0	0	0	0	0	0	0	L	13-20	
09/29	Commanders	P	1	1	0	1.0	0.0	0	0	0	0	0	0	0	0	0	0	0	0	0	0	0	0	0	0	0	L	14-42	
10/06	at 49ers	P	3	2	1	1.0	4.0	1	4	1	0	0	0	0	0	0	0	0	0	0	0	0	0	0	0	0	W	24-23	
10/13	at Packers	P	10	8	2	0.0	0.0	1	1	0	0	0	0	0	0	0	0	0	0	0	0	0	0	0	0	0	L	13-34	
10/21	Chargers	P	3	1	2	0.0	0.0	0	0	0	0	0	0	0	0	0	0	0	0	0	0	0	0	0	0	0	W	17-15	
10/27	at Dolphins	P	0	0	0	0.0	0.0	0	0	0	0	0	0	0	0	0	0	0	0	0	0	0	0	0	0	0	W	28-27	
11/03	Bears	P	1	1	0	0.0	0.0	0	0	0	0	0	0	0	0	0	0	0	0	0	0	0	0	0	0	0	W	29-9	
11/10	Jets	P	0	0	0	0.0	0.0	0	0	0	0	0	0	0	0	0	0	0	0	0	0	0	0	0	0	0	W	31-6	
11/24	at Seahawks	P	1	0	1	0.0	0.0	0	0	0	0	0	0	0	0	0	0	0	0	0	0	0	0	0	0	0	L	6-16	
12/01	at Vikings	P	0	0	0	0.0	0.0	0	0	0	0	0	0	0	0	0	0	0	0	0	0	0	0	0	0	0	L	22-23	
12/08	Seahawks	P	0	0	0	0.0	0.0	0	0	0	0	0	0	0	0	0	0	0	0	0	0	0	0	0	0	0	L	18-30	
12/15	Patriots	P	4	1	3	0.0	0.0	0	0	0	0	0	0	0	0	0	0	0	0	1	1	0	0	0	0	0	W	30-17	
12/22	at Panthers	P	3	1	2	0.0	0.0	0	0	0	0	0	0	0	0	0	0	0	0	0	0	0	0	0	0	0	L	30-36+3	
12/28	at Rams	P	0	0	0	0.0	0.0	0	0	0	0	0	0	0	0	0	0	0	0	0	0	0	0	0	0	0	L	9-13	
01/05	49ers	P	1	0	1	0.0	0.0	0	0	0	0	0	0	0	0	0	0	0	0	0	0	0	0	0	0	0	W	47-24	
2024 TOTALS		17-0	34	18	16	2.0	5.0	3	6	2	0	0	0	0	0	0	0	0	0	1	1	0	0	0	0	0	0	8-9	
+ - Overtime																													

2023 GAME-BY-GAME REGULAR-SEASON STATISTICS (CARDINALS)

DATE	OPPONENT	P/S	TACKLES								INTERCEPTIONS				O. FUMB			ST			MISC		SCORE					
			TK	S	A	SK	YDS	TFL	YDS	QBH	NO	YDS	LG	TD	PD	FF	FR	TD	YDS	TK	S	A		FF	FR	S	A	W/L
09/10	at Commanders	P	2	1	1	0.0	0.0	0	0	0	0	0	0	0	0	0	0	0	0	0	0	0	0	0	0	L	16-20	
09/17	Giants	S	7	6	1	0.0	0.0	1	1	0	0	0	0	0	1	0	0	0	0	0	0	0	0	0	0	L	28-31	
09/24	Cowboys	S	7	6	1	0.0	0.0	0	0	0	0	0	0	2	0	0	0	0	0	0	0	0	0	0	0	W	28-16	
10/01	at 49ers	P	0	0	0	0.0	0.0	0	0	0	0	0	0	0	0	0	0	0	0	0	0	0	0	0	0	L	16-35	
10/08	Bengals	P	0	0	0	0.0	0.0	0	0	0	0	0	0	0	0	0	0	0	0	0	0	0	0	0	0	L	20-34	
10/15	at Rams	P	0	0	0	0.0	0.0	0	0	0	0	0	0	0	0	0	0	0	0	0	0	0	0	0	0	L	9-26	
10/22	at Seahawks	P	0	0	0	0.0	0.0	0	0	0	0	0	0	0	0	0	0	0	1	1	0	0	0	0	0	L	10-20	
10/29	Ravens		[LEGACY] INJURED/DID NOT PLAY																								L	24-31
11/05	at Browns	P	0	0	0	0.0	0.0	0	0	0	0	0	0	0	0	0	0	0	1	0	1	0	0	0	0	L	0-27	
11/12	Falcons	P	0	0	0	0.0	0.0	0	0	0	0	0	0	0	0	0	0	0	0	0	0	0	0	0	0	W	25-23	
11/19	at Texans	P	3	2	1	0.0	0.0	0	0	0	1	46	46	0	2	0	0	0	0	0	0	0	0	0	0	L	16-21	
11/26	Rams	P	7	3	4	0.0	0.0	1	2	0	0	0	0	0	0	0	0	0	0	0	0	0	0	0	0	L	14-37	
12/03	at Steelers	S	4	2	2	0.0	0.0	0	0	0	0	0	0	0	0	0	0	0	0	0	0	0	0	0	0	W	24-10	
12/17	49ers	P	1	0	1	0.0	0.0	0	0	0	0	0	0	0	0	0	0	0	0	0	0	0	0	0	0	L	29-45	
12/24	at Bears	S	9	6	3	0.0	0.0	0	0	0	0	0	0	0	0	0	0	0	0	0	0	0	0	0	0	L	16-27	
12/31	at Eagles	S	7	4	3	0.0	0.0	1	1	1	0	0	0	0	0	0	0	0	0	0	0	0	0	0	0	W	35-31	
01/07	Seahawks	S	6	4	2	0.0	0.0	0	0	0	0	0	0	1	0	0	0	0	0	0	0	0	0	0	0	L	20-21	
2023 TOTALS			16-6	53	34	19	0.0	0.0	3	4	1	1	46	46	0	6	0	0	0	0	2	1	1	0	0	0	4-13	

2022 GAME-BY-GAME REGULAR-SEASON STATISTICS (PACKERS)

TACKLES											INTERCEPTIONS				O. FUMB			ST			MISC							
DATE	OPPONENT	P/S	TK	S	A	SK	YDS	TFL	YDS	QBH	NO	YDS	LG	TD	PD	FF	FR	TD	YDS	TK	S	A	FF	FR	S	A	W/L	SCORE
09/11	at Vikings	P	0	0	0	0.0	0.0	0	0	0	0	0	0	0	0	0	0	0	0	0	0	0	0	0	0	0	L	7-23
09/18	Bears		INJURED RESERVE																						W	27-10		
09/25	at Buccaneers		INJURED RESERVE																						W	14-12		
10/02	Patriots		INJURED RESERVE																						W	27-24+		
10/09	Giants		INJURED RESERVE																						L	22-27		
10/16	Jets		INJURED RESERVE																						L	10-27		
10/23	at Commanders		INJURED RESERVE																						L	21-23		
10/30	at Bills		INJURED RESERVE																						L	17-27		
11/06	at Lions	P	8	4	4	0.0	0.0	0	0	0	0	0	0	0	0	0	0	0	0	0	0	0	0	0	0	0	L	9-15
11/13	Cowboys		GAME INACTIVE/INJURY																						W	31-28+		
11/17	Titans	P	12	5	7	1.0	0.0	0	0	1	0	0	0	0	0	0	0	0	0	0	0	0	0	0	0	0	L	17-27
11/27	at Eagles	S	6	5	1	0.0	0.0	0	0	0	0	0	0	0	0	0	0	0	0	0	0	0	0	0	0	0	L	33-40
12/04	at Bears		INACTIVE																						W	28-19		
12/19	Rams		INACTIVE																						W	24-12		
12/25	at Dolphins	P	0	0	0	0.0	0.0	0	0	0	0	0	0	0	0	0	0	0	0	0	0	0	0	0	0	0	W	26-20
01/01	Vikings		INACTIVE																						W	41-17		
01/08	Lions	P	3	3	0	0.0	0.0	0	0	0	0	0	0	0	0	0	0	0	0	0	0	0	0	0	0	0	L	16-20
2022 TOTALS		6-1	29	17	12	1.0	0.0	0	0	1	0	0	0	0	0	0	0	0	0	0	0	0	0	0	0	0	8-9	
+ - Overtime																												

+ - Overtime

			TACKLES								INTERCEPTIONS						O. FUMB				ST			MISC					
DATE	OPPONENT	P/S	TK	S	A	SK	YDS	TFL	YDS	QBH	NO	YDS	LG	TD	PD	FF	FR	TD	YDS	TK	S	A	FF	FR	S	A	W/L/T	SCORE	
09/12	at Saints	S	8	7	1	0.0	0.0	0	0	0	0	0	0	0	0	0	0	0	0	0	0	0	0	0	0	0	L	3-38	
09/20	Lions	S	4	4	0	0.0	0.0	0	0	0	0	0	0	0	0	0	1	0	0	0	0	0	0	0	0	0	W	35-17	
09/26	at 49ers	S	3	1	2	0.0	0.0	0	0	0	0	0	0	0	0	0	0	0	0	0	0	0	0	0	0	0	W	30-28	
10/03	Steelers																									W	27-17		
10/10	at Bengals	P	6	3	3	1.0	8.0	1	8	1	0	0	0	0	0	0	0	0	0	0	0	0	0	0	0	0	W	25-22+	
10/17	at Bears	S	1	1	0	0.0	0.0	0	0	0	0	0	0	0	0	0	0	0	0	0	0	0	0	0	0	0	W	24-14	
10/24	Football Team	P	0	0	0	0.0	0.0	0	0	0	0	0	0	0	0	0	0	0	0	0	1	1	0	0	0	0	0	W	24-10
10/28	at Cardinals	S	4	2	2	0.0	0.0	0	0	0	0	0	0	0	0	0	0	0	0	0	0	0	0	0	0	0	W	24-21	
11/07	at Chiefs	S	9	7	2	0.0	0.0	1	1	0	0	0	0	0	0	0	0	0	0	0	0	0	0	0	0	0	L	7-13	
11/14	Seahawks	S	5	4	1	0.0	0.0	0	0	0	0	0	0	0	0	0	0	0	0	0	0	0	0	0	0	0	W	17-0	
11/21	at Vikings	S	4	2	2	0.0	0.0	0	0	0	0	0	0	0	0	0	0	0	0	0	1	1	0	0	0	0	W	31-34	
11/28	Rams	S	9	7	2	0.0	0.0	0	0	0	0	0	0	0	1	0	0	0	1	0	0	0	0	1	0	0	W	36-28	
12/12	Bears	P	5	3	2	0.0	0.0	0	0	0	0	0	0	0	1	0	0	0	0	0	0	0	0	0	0	0	W	45-30	
12/19	at Ravens	S	4	3	1	0.0	0.0	1	1	0	0	0	0	0	0	0	0	0	0	0	0	0	0	0	0	0	W	31-30	
12/25	Browns	S	5	4	1	0.0	0.0	0	0	0	0	0	0	0	0	0	0	0	0	0	0	0	0	0	0	0	W	24-22	
01/02	Vikings	S	5	3	2	0.0	0.0	0	0	0	0	0	0	0	2	0	0	0	0	0	0	0	0	0	0	0	W	37-10	
01/09	at Lions	S	7	5	2	0.0	0.0	1	3	0	0	0	0	0	0	0	0	0	0	0	0	0	0	0	0	0	L	30-37	
2021 TOTALS		16-13	79	56	23	1.0	8.0	4	13	1	0	0	0	0	4	0	1	0	1	2	2	0	0	1	0	0	13-4		
+ - Overtime																													

[illegible][illegible][illegible]



DERRICK
BROWN

DEFENSIVE TACKLE

95

Hometown: Buford, Ga.

College: Auburn

Acquired: D1-20

Awards:

 2023

HT6'5"

WT320

AGE27

 5

 5

REGULAR SEASON COMPARISON: DEFENSIVE - NEW ORLEANS SAINTS

TACKLES														MISC		
DATE	OPP	W/L	GP/GS	TOT	SOLO	ASST	SACK	YDS.	INT	TFL	PD	QBH	TD	FF	FR	
10/25/20	CAR @ NO	L	S	1	0	1	0.0	0.0	0	0	0	0	0	0	0	0
1/3/21	CAR vs. NO	L	S	1	0	1	0.0	0.0	0	0	0	1	0	0	0	0
9/19/21	CAR vs. NO	W	S	1	1	0	0.0	0.0	0	0	0	0	0	0	0	0
1/2/22	CAR @ NO	L	S	3	3	0	1.0	8.0	0	2	0	1	0	0	0	0
9/25/22	CAR vs. NO	W	S	2	2	0	0.0	0.0	1	0	2	0	0	0	0	0
1/8/23	CAR @ NO	W	S	7	2	5	0.0	0.0	0	0	0	2	0	0	0	0
9/18/23	CAR vs. NO	L	S	7	4	3	0.0	0.0	0	0	0	0	0	0	0	0
12/10/23	CAR @ NO	L	S	10	5	5	0.0	0.0	1	0	1	1	0	0	0	0
9/8/24	CAR @ NO	L	S	3	1	2	0.0	0.0	0	0	0	0	0	0	0	0
11/9/25	CAR vs. NO	L	S	9	3	6	0.0	0.0	0	1	0	0	0	0	0	0
TOTALS		3/7	10/10	44	21	23	1.0	8.0	2	3	3	5	0	0	0	0

DERRICK BROWN'S NFL REGULAR SEASON DEFENSIVE STATISTICS

TACKLES														INTERCEPTIONS				O. FUMB				ST				MISC	
DATE	TEAM	GP	GS	TK	S	A	TFL	YDS	SK	YDS	QBH	NO	YDS	LG	TD	PD	FF	FR	TD	YDS	TK	S	A	FF	FR	S	A
2020	Panthers	16	15	34	21	13	8	41	2.0	15.0	12	0	0	0	0	4	0	0	0	0	0	0	0	0	0	0	0
2021	Panthers	16	14	41	27	14	8	35	3.0	28.0	9	0	0	0	0	4	0	0	0	0	0	0	0	0	0	0	0
2022	Panthers	17	17	67	30	37	5	5	1.0	2.5	12	1	0	0	0	7	0	0	0	0	0	0	0	0	0	0	0
2023	Panthers	17	17	103	57	46	7	33	2.0	22.0	15	1	2	2	0	6	0	0	0	0	0	0	0	0	0	0	0
2024	Panthers	1	1	3	1	2	0	0	0.0	0.0	0	0	0	0	0	0	0	0	0	0	0	0	0	0	0	0	0
2025	Panthers	13	13	45	21	24	4	20	4.0	23.5	9	0	0	0	0	7	1	0	0	0	0	0	0	0	0	0	0
NFL TOTALS		80	77	293	157	136	32	134	12.0	91.0	57	2	2	2	0	28	1	0	0	0	0	0	0	0	0	0	0

SINGLE-GAME HIGHS: DEFENSIVE

Total Tackles12 at Atlanta Falcons, Oct 30, 2022
Solo Tackles9 at Chicago Bears, Nov 09, 2023
Sacks2.0 at New York Jets, Oct 19, 2025
Passes Defensed3 at New York Jets, Oct 19, 2025

Forced Fumbles1 vs. Los Angeles Rams, Nov 30, 2025
Tackles For Loss3 at Los Angeles Chargers, Sep 27, 2020
Interceptions1 at New Orleans Saints, Dec 10, 2023
Interception Return Yards2 at New Orleans Saints, Dec 10, 2023

			TACKLES								INTERCEPTIONS							O. FUMB			ST				MISC			
DATE	OPPONENT	P/S	TK	S	A	SK	YDS	TFL	YDS	QBH	NO	YDS	LG	TD	PD	FF	FR	TD	YDS	TK	S	A	FF	FR	S	A	W/L	SCORE
09/07	at Jaguars	S	4	3	1	0.0	0.0	0	0	0	0	0	0	0	0	0	0	0	0	0	0	0	0	0	0	0	L	10-26
09/14	at Cardinals	S	3	3	0	0.0	0.0	0	0	0	1	0	0	0	0	2	0	0	0	0	0	0	0	0	0	0	L	22-27
09/21	Falcons	S	2	1	1	0.0	0.0	0	0	0	1	0	0	0	0	0	0	0	0	0	0	0	0	0	0	0	W	30-0
09/28	at Patriots	S	4	1	3	0.0	0.0	0	0	0	0	0	0	0	0	0	0	0	0	0	0	0	0	0	0	0	L	13-42
10/05	Dolphins	S	3	1	2	1.0	10.0	1	10	1	0	0	0	0	0	0	0	0	0	0	0	0	0	0	0	0	W	27-24
10/12	Cowboys	S	3	2	1	0.0	0.0	1	1	1	0	0	0	0	0	0	0	0	0	0	0	0	0	0	0	0	W	30-27
10/19	at Jets	S	7	4	3	2.0	5.5	0	0	3	0	0	0	0	3	0	0	0	0	0	0	0	0	0	0	0	W	13-6
10/26	Bills	S	1	0	1	0.0	0.0	0	0	0	0	0	0	0	0	0	0	0	0	0	0	0	0	0	0	0	L	9-40
11/02	at Packers	S	4	2	2	0.0	0.0	0	0	0	1	0	0	0	0	0	0	0	0	0	0	0	0	0	0	0	W	16-13
11/09	Saints	S	9	3	6	0.0	0.0	1	1	0	0	0	0	0	0	0	0	0	0	0	0	0	0	0	0	0	L	7-17
11/16	at Falcons	S	0	0	0	0.0	0.0	0	0	0	0	0	0	0	0	0	0	0	0	0	0	0	0	0	0	0	W	30-27+
11/24	at 49ers	S	3	0	3	0.0	0.0	0	0	0	0	0	0	0	1	0	0	0	0	0	0	0	0	0	0	0	L	9-20
11/30	Rams	S	2	1	1	1.0	8.0	1	8	1	0	0	0	0	1	1	0	0	0	0	0	0	0	0	0	0	W	31-28
2025 TOTALS		13-13	45	21	24	4.0	23.5	4	20	9	0	0	0	0	7	1	0	0	0	0	0	0	0	0	0	0	7-6	
+ - Overtime																												

+ - Overtime



BOBBY
BROWN III

DEFENSIVE TACKLE

97

Hometown: Arlington, Texas

College: Texas A&M

Acquired: FA-25

HT6'4"

WT328

AGE25

1

5

REGULAR SEASON COMPARISON: DEFENSIVE - NEW ORLEANS SAINTS

TACKLES														MISC		
DATE	OPP	W/L	GP/GS	TOT	SOLO	ASST	SACK	YDS.	INT	TFL	PD	QBH	TD	FF	FR	
11/20/22	LA @ NO	L	P	0	0	0	0.0	0.0	0	0	0	0	0	0	0	0
12/21/23	LA vs. NO	W	S	2	0	2	0.0	0.0	0	0	0	0	0	0	0	0
12/1/24	LA @ NO	W	S	3	2	1	0.0	0.0	0	0	0	0	0	0	0	0
11/9/25	CAR vs. NO	L	P	0	0	0	0.0	0.0	0	0	0	0	0	0	0	0
TOTALS		2/2	4/2	5	2	3	0.0	0.0	0	0	0	0	0	0	0	0

BOBBY BROWN III'S NFL REGULAR SEASON DEFENSIVE STATISTICS

TACKLES												INTERCEPTIONS				O. FUMB			ST			MISC					
DATE	TEAM	GP	GS	TK	S	A	TFL	YDS	SK	YDS	QBH	NO	YDS	LG	TD	PD	FF	FR	TD	YDS	TK	S	A	FF	FR	S	A
2021	Rams	10	0	1	0	1	0	0	0.0	0.0	0	0	0	0	0	0	0	0	0	0	0	0	0	0	0	0	0
2022	Rams	9	1	8	5	3	1	2	0.0	0.0	0	0	0	0	0	0	0	0	0	0	0	0	0	0	0	0	0
2023	Rams	13	13	31	16	15	4	8	0.5	2.5	1	0	0	0	0	0	0	0	0	0	0	0	0	0	0	0	0
2024	Rams	17	16	44	16	28	4	7	0.0	0.0	1	0	0	0	0	1	0	0	0	0	0	0	0	0	0	0	0
2025	Panthers	13	3	18	7	11	2	5	0.0	0.0	0	0	0	0	0	0	0	0	0	0	0	0	0	0	0	0	0
NFL TOTALS		62	33	102	44	58	11	22	0.5	2.5	2	0	0	0	0	1	0	0	0	0	0	0	0	0	0	0	0

BOBBY BROWN III'S NFL POSTSEASON DEFENSIVE STATISTICS

		TACKLES										INTERCEPTIONS						O. FUMB			ST			MISC			
DATE	TEAM	GP	GS	TK	S	A	TFL	YDS	SK	YDS	QBH	NO	YDS	LG	TD	PD	FF	FR	TD	YDS	TK	S	A	FF	FR	S	A
2021	Rams	3	0	0	0	0	0	0	0.0	0.0	0	0	0	0	0	0	0	0	0	0	0	0	0	0	0	0	0
2023	Rams	1	1	4	2	2	0	0	0.0	0.0	0	0	0	0	0	0	0	0	0	0	0	0	0	0	0	0	0
2024	Rams	2	2	5	2	3	0	0	0.0	0.0	0	0	0	0	0	0	0	0	0	0	0	0	0	0	0	0	0
NFL TOTALS		6	3	9	4	5	0	0	0.0	0.0	0	0	0	0	0	0	0	0	0	0	0	0	0	0	0	0	0

SINGLE-GAME HIGHS: DEFENSIVE

- Total Tackles6 at Indianapolis Colts, Oct 01, 2023
- Solo Tackles3 at Baltimore Ravens, Dec 10, 2023
- ...1 more at 3.
- Sacks0.5 vs. Seattle Seahawks, Nov 19, 2023

SINGLE-GAME HIGHS - POSTSEASON: DEFENSIVE

- Total Tackles4 at Philadelphia Eagles, Jan 19, 2025
- 4 at Detroit Lions, Jan 14, 2024
- 1 vs. Minnesota Vikings, Jan 13, 2025

- Passes Defended1 vs. Arizona Cardinals, Dec 28, 2024
- Tackles For Loss2 vs. Miami Dolphins, Nov 11, 2024

- Solo Tackles2 at Philadelphia Eagles, Jan 19, 2025
- 2 at Detroit Lions, Jan 14, 2024

DATE	OPPONENT	P/S	TACKLES							INTERCEPTIONS				O. FUMB			ST			MISC		W/L	SCORE				
			TK	S	A	SK	YDS	TFL	YDS	QBH	NO	YDS	LG	TD	PD	FF	FR	TD	YDS	TK	S			A	FF	FR	S
09/07	at Jaguars	P	3	1	2	0.0	0.0	0	0	0	0	0	0	0	0	0	0	0	0	0	0	0	0	0	0	L	10-26
09/14	at Cardinals	S	3	2	1	0.0	0.0	1	3	0	0	0	0	0	0	0	0	0	0	0	0	0	0	0	0	L	22-27
09/21	Falcons	P	0	0	0	0.0	0.0	0	0	0	0	0	0	0	0	0	0	0	0	0	0	0	0	0	0	W	30-0
09/28	at Patriots	P	2	0	2	0.0	0.0	0	0	0	0	0	0	0	0	0	0	0	0	0	0	0	0	0	0	L	13-42
10/05	Dolphins	S	0	0	0	0.0	0.0	0	0	0	0	0	0	0	0	0	0	0	0	0	0	0	0	0	0	W	27-24
10/12	Cowboys	S	2	2	0	0.0	0.0	1	2	0	0	0	0	0	0	0	0	0	0	0	0	0	0	0	0	W	30-27
10/19	at Jets	P	2	2	0	0.0	0.0	0	0	0	0	0	0	0	0	0	0	0	0	0	0	0	0	0	0	W	13-6
10/26	Bills	P	2	0	2	0.0	0.0	0	0	0	0	0	0	0	0	0	0	0	0	0	0	0	0	0	0	L	9-40
11/02	at Packers	P	0	0	0	0.0	0.0	0	0	0	0	0	0	0	0	0	0	0	0	0	0	0	0	0	0	W	16-13
11/09	Saints	P	0	0	0	0.0	0.0	0	0	0	0	0	0	0	0	0	0	0	0	0	0	0	0	0	0	L	7-17
11/16	at Falcons	P	2	0	2	0.0	0.0	0	0	0	0	0	0	0	0	0	0	0	0	0	0	0	0	0	0	W	30-27+
11/24	at 49ers	P	2	0	2	0.0	0.0	0	0	0	0	0	0	0	0	0	0	0	0	0	0	0	0	0	0	L	9-20
11/30	Rams	P	0	0	0	0.0	0.0	0	0	0	0	0	0	0	0	0	0	0	0	0	0	0	0	0	0	W	31-28
2025 TOTALS		13-3	18	7	11	0.0	0.0	2	5	0	0	0	0	0	0	0	0	0	0	0	0	0	0	0	0	7-6	
+ - Overtime																											

+ - Overtime



JALEN
COKER

WIDE RECEIVER

18

Hometown: Sterling, Va.

College: Holy Cross

Acquired: UDFA-24

HT6'3"

WT213

AGE24

2

2

REGULAR SEASON COMPARISON: RECEIVING - NEW ORLEANS SAINTS

DATE	OPP	W/L	GP/GS	REC	YDS.	AVG.	TD	LG	TGTS	YAC
11/3/24	CAR vs. NO	W	P	2	36	18.0	0	18	3	24
11/9/25	CAR vs. NO	L	P	3	21	7.0	0	10	4	7
TOTALS		1/1	2/0	5	57	11.4	0	18	7	31

JALEN COKER'S NFL REGULAR SEASON RUSHING/RECEIVING STATISTICS

DATE	TEAM	GP	GS	RECEIVING					RUSHING				
				NO.	YDS.	AVG.	LG	TD	NO.	YDS.	AVG.	LG	TD
2024	Panthers	11	4	32	478	14.9	83t	2	0	0	0.0	0	0
2025	Panthers	7	2	18	224	12.4	33t	1	0	0	0.0	0	0
NFL TOTALS		18	6	50	702	14.0	83T	3	0	0	0.0	0	0

SINGLE-GAME HIGHS: RECEIVING

Receptions7 at Atlanta Falcons, Jan 05, 2025
Receiving Yards110 vs. Dallas Cowboys, Dec 15, 2024
Receiving Average27.5 vs. Dallas Cowboys, Dec 15, 2024
Longest Receptions83t vs. Dallas Cowboys, Dec 15, 2024

Receiving TDs1 vs. Los Angeles Rams, Nov 30, 2025
...2 more at 1.
All-Purpose Yards Most TDs110 vs. Dallas Cowboys, Dec 15, 2024
1 vs. Los Angeles Rams, Nov 30, 2025
...2 more at 1.
Scrimmage Yards110 vs. Dallas Cowboys, Dec 15, 2024

100-YARD RECEIVING GAMES (1): REGULAR SEASON

DATE	TEAM	NO.	YDS.	AVG.	LG	TD
12/15/24	COWBOYS	4	110	27.5	83t	1

2025 GAME-BY-GAME REGULAR-SEASON STATISTICS (PANTHERS)

DATE	OPPONENT	P/S	RECEIVING					RUSHING					W/L	SCORE
			NO.	YDS.	AVG.	LG	TD	NO.	YDS.	AVG.	LG	TD		
09/07	at Jaguars							INJURED RESERVE					L	10-26
09/14	at Cardinals							INJURED RESERVE					L	22-27
09/21	Falcons							INJURED RESERVE					W	30-0
09/28	at Patriots							INJURED RESERVE					L	13-42
10/05	Dolphins							INJURED RESERVE					W	27-24
10/12	Cowboys							INJURED RESERVE					W	30-27
10/19	at Jets	P	0	0	0.0	0	0	0	0	0.0	0	0	W	13-6
10/26	Bills	P	3	36	12.0	22	0	0	0	0.0	0	0	L	9-40
11/02	at Packers	S	1	9	9.0	9	0	0	0	0.0	0	0	W	16-13
11/09	Saints	P	3	21	7.0	10	0	0	0	0.0	0	0	L	7-17
11/16	at Falcons	P	4	52	13.0	21	0	0	0	0.0	0	0	W	30-27+
11/24	at 49ers	S	3	32	10.7	18	0	0	0	0.0	0	0	L	9-20
11/30	Rams	P	4	74	18.5	33t	1	0	0	0.0	0	0	W	31-28
2025 TOTALS		7-2	18	224	12.4	33T	1	0	0	0.0	0	0	7-6	

+ - Overtime



AUSTIN
CORBETT

CENTER | (CORE-bit)

63

Hometown: Sparks, Nev.

College: Nevada

Acquired: FA-22

HT6'4"

WT305

AGE30

4

8

AUSTIN CORBETT'S NFL REGULAR SEASON STATISTICS

DATE	TEAM	GP	GS
2018	Browns	11	1
2019	Browns	3	0
2019	Rams	8	7
2019	TOTAL	11	7
2020	Rams	16	16
2021	Rams	17	17
2022	Panthers	17	17
2023	Panthers	4	4
2024	Panthers	5	5
2025	Panthers	9	7
NFL TOTALS		90	74

AUSTIN CORBETT'S NFL POSTSEASON STATISTICS

DATE	TEAM	GP	GS
2020	Rams	2	2
2021	Rams	4	4
NFL TOTALS		6	6



JAKE

CURHAN

OFFENSIVE LINEMAN | (KERR-han)

74

Hometown: Larkspur, Calif.

College: California

Acquired: FA-25 (PS-Arizona)

HT6'6"

WT325

AGE27

1

5

JAKE CURHAN'S NFL REGULAR SEASON STATISTICS

DATE	TEAM	GP	GS
2021	Seahawks	15	5
2022	Seahawks	4	0
2023	Seahawks	11	4
2024	Bears	10	2
2025	Cardinals	1	0
2025	Panthers	9	1
2025	TOTAL	10	1
NFL TOTALS		50	12

JAKE CURHAN'S NFL POSTSEASON STATISTICS

DATE	TEAM	GP	GS
2022	Seahawks	1	0
NFL TOTALS		1	0



ANDY

DALTON

QUARTERBACK

14

Hometown: Katy, Texas

College: TCU

Acquired: FA-23

Awards:

Q

2011, 2014, 2016

HT

6'2"

WT

220

AGE

38

3

15

REGULAR SEASON COMPARISON: PASSING - NEW ORLEANS SAINTS

DATE	OPP	W/L	GP/GS	C	ATT	YDS.	AVG.	TD	LG	INT	SK	SKYD	RTG
11/16/14	CIN @ NO	W	S	16	22	220	10.0	3	38	0	1	1	143.9
11/11/18	CIN vs. NO	L	S	12	20	153	7.7	1	36	2	4	24	61.0
9/18/23	CAR vs. NO	L	P	0	0	0	0.0	0	0	0	0	0	0.0
9/8/24	CAR @ NO	L	P	0	1	0	0.0	0	0	0	0	0	39.6
TOTALS		1/3	4/2	28	43	373	8.7	4	38	2	5	25	--

ANDY DALTON'S NFL REGULAR SEASON PASSING/RUSHING STATISTICS

DATE	TEAM	GP	GS	ATT.	CMP.	PCT.	YDS	PASSING							RUSHING				
								AVG.	TD	INT.	LG	SK	LST	RATE	NO.	YDS.	AVG.	LG	TD
2011	Bengals	16	16	516	300	58.1	3,398	6.6	20	13	84	24	160	80.4	37	152	4.1	17	1
2012	Bengals	16	16	528	329	62.3	3,669	6.9	27	16	59t	46	229	87.4	47	120	2.6	17	4
2013	Bengals	16	16	586	363	61.9	4,293	7.3	33	20	82t	29	182	88.8	61	183	3.0	12	2
2014	Bengals	16	16	481	309	64.2	3,398	7.1	19	17	81t	21	124	83.5	60	169	2.8	20t	4
2015	Bengals	13	13	386	255	66.1	3,250	8.4	25	7	80t	20	118	106.3	57	142	2.5	12	3
2016	Bengals	16	16	563	364	64.7	4,206	7.5	18	8	86t	41	264	91.8	46	184	4.0	15	4
2017	Bengals	16	16	496	297	59.9	3,320	6.7	25	12	77t	39	255	86.6	38	99	2.6	25	0
2018	Bengals	11	11	365	226	61.9	2,566	7.0	21	11	49	21	157	89.6	16	99	6.2	21	0
2019	Bengals	13	13	528	314	59.5	3,494	6.6	16	14	66t	37	249	78.3	32	73	2.3	17	4
2020	Cowboys	11	9	333	216	64.9	2,170	6.5	14	8	69	24	184	87.3	28	114	4.1	13	0
2021	Bears	8	6	236	149	63.1	1,515	6.4	8	9	60t	18	143	76.9	16	76	4.8	14	0
2022	Saints	14	14	378	252	66.7	2,871	7.6	18	9	64	25	189	95.2	30	54	1.8	14	0
2023	Panthers	3	1	58	34	58.6	361	6.2	2	0	47t	3	27	88.4	3	12	4.0	10	0
2024	Panthers	6	5	160	106	66.3	989	6.2	7	6	39	7	37	82.0	11	34	3.1	18	0
2025	Panthers	4	1	37	25	67.6	293	7.9	1	1	33	8	54	89.1	5	-2	-0.4	1	0
TOTALS		179	169	5,651	3,539	62.6	39,793	7.0	254	151	86t	363	2,372	87.5	487	1,509	3.1	25	22

ANDY DALTON'S NFL POSTSEASON PASSING/RUSHING STATISTICS

PASSING																	RUSHING				
DATE	TEAM	GP	GS	ATT.	CMP.	PCT.	YDS	AVG.	TD	INT.	LG	SK	LST	RATE	NO.	YDS.	AVG.	LG	TD		
2011	Bengals	1	1	42	27	64.3	257	6.1	0	3	36	4	33	51.4	3	17	5.7	15	0		
2012	Bengals	1	1	30	14	46.7	127	4.2	0	1	45	2	9	44.7	4	15	3.8	12	0		
2013	Bengals	1	1	51	29	56.9	334	6.5	1	2	49	3	8	67.0	5	26	5.2	12	0		
2014	Bengals	1	1	35	18	51.4	155	4.4	0	0	26	3	11	63.4	4	34	8.5	16	0		
2015	Bengals	0	0	0	0	0.0	0	0.0	0	0	0	0	0	0.0	0	0	0.0	0	0		
TOTALS		4	4	158	88	55.7	873	5.5	1	6	49	12	61	57.8	16	92	5.8	16	0		

SINGLE-GAME HIGHS: QUARTERBACK

Pass Attempts	58 at Seattle Seahawks, Sep 24, 2023
Pass Completions	35 at Seattle Seahawks, Sep 08, 2019
Yards Passing	418 at Seattle Seahawks, Sep 08, 2019
TD Passes	5 vs. New York Jets, Oct 27, 2013
Long Passes	86t at Houston Texans, Dec 24, 2016
Completion Percentage	84.0 vs. Los Angeles Rams, Nov 20, 2022

Passer Rating	149.6 vs. Los Angeles Rams, Nov 20, 2022
Rush Attempts	8 vs. Cleveland Browns, Dec 29, 2019 ...2 more at 8.
Rushing Yards	48 at New York Giants, Jan 03, 2021 ...1 more at 48.
Rushing Average	6.9 at New York Giants, Jan 03, 2021
Longest Runs	25 vs. Cleveland Browns, Nov 26, 2017
Rushing TDs	2 vs. Baltimore Ravens, Oct 26, 2014

SINGLE-GAME HIGHS - POSTSEASON: QUARTERBACK

Pass Attempts	51 vs. San Diego Chargers, Jan 05, 2014 42 at Houston Texans, Jan 07, 2012 35 at Indianapolis Colts, Jan 04, 2015 30 at Houston Texans, Jan 05, 2013	Completion Percentage	64.3 at Houston Texans, Jan 07, 2012 56.9 vs. San Diego Chargers, Jan 05, 2014 51.4 at Indianapolis Colts, Jan 04, 2015 46.7 at Houston Texans, Jan 05, 2013
Pass Completions	29 vs. San Diego Chargers, Jan 05, 2014 27 at Houston Texans, Jan 07, 2012 18 at Indianapolis Colts, Jan 04, 2015 14 at Houston Texans, Jan 05, 2013	Passer Rating	67.0 vs. San Diego Chargers, Jan 05, 2014 63.4 at Indianapolis Colts, Jan 04, 2015 51.4 at Houston Texans, Jan 07, 2012 44.7 at Houston Texans, Jan 05, 2013
Yards Passing	334 vs. San Diego Chargers, Jan 05, 2014 257 at Houston Texans, Jan 07, 2012 155 at Indianapolis Colts, Jan 04, 2015 127 at Houston Texans, Jan 05, 2013	Rush Attempts	5 vs. San Diego Chargers, Jan 05, 2014 4 at Indianapolis Colts, Jan 04, 2015 4 at Houston Texans, Jan 05, 2013 3 at Houston Texans, Jan 07, 2012
TD Passes	1 vs. San Diego Chargers, Jan 05, 2014	Rushing Yards	34 at Indianapolis Colts, Jan 04, 2015 26 vs. San Diego Chargers, Jan 05, 2014 17 at Houston Texans, Jan 07, 2012 15 at Houston Texans, Jan 05, 2013
Long Passes	45 at Houston Texans, Jan 05, 2013 36 at Houston Texans, Jan 07, 2012 26 at Indianapolis Colts, Jan 04, 2015 21 vs. San Diego Chargers, Jan 05, 2014 ...1 more at 21.	Longest Runs	16 at Indianapolis Colts, Jan 04, 2015 16 at Indianapolis Colts, Jan 04, 2015 15 at Houston Texans, Jan 07, 2012

2025 GAME-BY-GAME REGULAR-SEASON STATISTICS (PANTHERS)

PASSING															RUSHING				
DATE	OPPONENT	P/S	ATT	CMP	YDS	PCT	Y/A	Y/C	TD	INT	LG	SK/YD	RATE	ATT	YDS	LG	TD	W/L	SCORE
09/07	at Jaguars		DID NOT PLAY (NON-INJURY)												L 10-26				
09/14	at Cardinals		DID NOT PLAY (NON-INJURY)												L 22-27				
09/21	Falcons	P	0	0	0	0.0	0.0	0.0	0	0	0/0	0.0		1	-1	-1	0	W	30-0
09/28	at Patriots	P	6	5	58	83.3	9.7	11.6	1	0	24	0/0	146.5	0	0	0	0	L	13-42
10/05	Dolphins		DID NOT PLAY (NON-INJURY)												W 27-24				
10/12	Cowboys		DID NOT PLAY (NON-INJURY)												W 30-27				
10/19	at Jets	P	7	4	60	57.1	8.6	15.0	0	0	33	1/9	85.4	2	-2	-1	0	W	13-6
10/26	Bills	S	24	16	175	66.7	7.3	10.9	0	1	22	7/45	70.7	2	1	1	0	L	9-40
11/02	at Packers		DID NOT PLAY (NON-INJURY)												W 16-13				
11/09	Saints		DID NOT PLAY (NON-INJURY)												L 7-17				
11/16	at Falcons		DID NOT PLAY (NON-INJURY)												W 30-27+				
11/24	at 49ers		DID NOT PLAY (NON-INJURY)												L 9-20				
11/30	Rams		DID NOT PLAY (NON-INJURY)												W 31-28				
2025 TOTALS		4-1	37	25	293	67.6	7.9	11.7	1	1	33	8/54	89.1	5	-2	1	0	7-6	
+ - Overtime																			



RICO
DOWDLE

RUNNING BACK | (DOWD-III)

5

Hometown: Asheville, N.C.

College: South Carolina

Acquired: FA-25

HT5'11"

WT218

AGE27

1

5

REGULAR SEASON COMPARISON: RECEIVING - NEW ORLEANS SAINTS

DATE	OPP	W/L	GP/GS	REC	YDS.	AVG.	TD	LG	TGTS	YAC
9/15/24	DAL vs. NO	L	S	4	29	7.3	0	9	5	19
11/9/25	CAR vs. NO	L	S	3	10	3.3	0	8	3	19
TOTALS		0/2	2/2	7	39	5.6	0	9	8	38

RICO DOWDLE'S NFL REGULAR SEASON RUSHING/RECEIVING STATISTICS

DATE	TEAM	GP	GS	RUSHING					RECEIVING				
				NO.	YDS.	AVG.	LG	TD	NO.	YDS.	AVG.	LG	TD
2020	Cowboys	15	0	7	24	3.4	7	0	0	0	0.0	0	0
2021	Cowboys	0	0	0	0	0.0	0	0	0	0	0.0	0	0
2022	Cowboys	5	0	0	0	0.0	0	0	0	0	0.0	0	0
2023	Cowboys	16	0	89	361	4.1	21	2	17	144	8.5	32	2
2024	Cowboys	16	15	235	1,079	4.6	27	2	39	249	6.4	22t	3
2025	Panthers	13	7	192	929	4.8	53	5	29	254	8.8	36t	1
NFL TOTALS		65	22	523	2,393	4.6	53	9	85	647	7.6	36T	6

RICO DOWDLE'S NFL POSTSEASON RUSHING/RECEIVING STATISTICS

DATE	TEAM	GP	GS	RUSHING					RECEIVING				
				NO.	YDS.	AVG.	LG	TD	NO.	YDS.	AVG.	LG	TD
2021	Cowboys	0	0	0	0	0.0	0	0	0	0	0.0	0	0
2022	Cowboys	0	0	0	0	0.0	0	0	0	0	0.0	0	0
2023	Cowboys	1	0	2	11	5.5	9	0	2	14	7.0	10	0
NFL TOTALS		1	0	2	11	5.5	9	0	2	14	7.0	10	0

RICO DOWDLE'S NFL REGULAR SEASON RETURN STATISTICS

DATE	TEAM	KICKOFF RETURNS					
		RET.	YDS.	AVG.	LG	TD	
2020	Cowboys	4	152	38.0	64	0	
2021	Cowboys	0	0	0.0	0	0	
2022	Cowboys	0	0	0.0	0	0	
2023	Cowboys	6	86	14.3	31	0	
2024	Cowboys	0	0	0.0	0	0	
2025	Panthers	7	174	24.9	30	0	
NFL TOTALS		17	412	24.2	64	0	

SINGLE-GAME HIGHS: RUSHING/RECEIVING

Rush Attempts

Rushing Yards

Rushing Average

Longest Runs

Rushing TDs

Receptions

30 vs. Dallas Cowboys, Oct 12, 2025

206 vs. Miami Dolphins, Oct 05, 2025

9.0 vs. Miami Dolphins, Oct 05, 2025

53 vs. Miami Dolphins, Oct 05, 2025

2 at Green Bay Packers, Nov 02, 2025

5 at Atlanta Falcons, Nov 16, 2025

...2 more at 5.

Receiving Yards

Receiving Average

Longest Receptions

56 vs. Dallas Cowboys, Oct 12, 2025

18.0 at Washington Commanders, Jan 07, 2024

36t vs. Dallas Cowboys, Oct 12, 2025

Receiving TDs

1 vs. Dallas Cowboys, Oct 12, 2025

...5 more at 1.

All-Purpose Yards

Kickoff Returns

Kickoff Return Yards

Longest Kickoff Return

Kickoff Return Average

Special Teams Tackles

Most TDs

Scrimmage Yards

239 vs. Dallas Cowboys, Oct 12, 2025

4 at New England Patriots, Sep 28, 2025

100 at New England Patriots, Sep 28, 2025

64 vs. Pittsburgh Steelers, Nov 08, 2020

29.3 vs. San Francisco 49ers, Dec 20, 2020

2 at New York Giants, Jan 03, 2021

2 at Green Bay Packers, Nov 02, 2025

239 vs. Dallas Cowboys, Oct 12, 2025

Rush Attempts
Rushing Yards
Longest Runs

2 vs. Green Bay Packers, Jan 14, 2024
11 vs. Green Bay Packers, Jan 14, 2024
9 vs. Green Bay Packers, Jan 14, 2024
2 vs. Green Bay Packers, Jan 14, 2024
2 vs. Green Bay Packers, Jan 14, 2024

Receiving Yards Longest Receptions

14 vs. Green Bay Packers, Jan 14, 2024
10 vs. Green Bay Packers, Jan 14, 2024
4 vs. Green Bay Packers, Jan 14, 2024
25 vs. Green Bay Packers, Jan 14, 2024

All-Purpose Yards

DATE	OPPONENT	P/S	RUSHING					RECEIVING						
			NO.	YDS.	AVG.	LG	TD	NO.	YDS.	AVG.	LG	TD	W/L	SCORE
09/07	at Jaguars	P	3	12	4.0	9	0	2	4	2.0	3	0	L	10-26
09/14	at Cardinals	P	6	9	1.5	5	0	1	10	10.0	10	0	L	22-27
09/21	Falcons	P	10	30	3.0	8	1	1	8	8.0	8	0	W	30-0
09/28	at Patriots	P	9	32	3.6	10	0	1	-2	-2.0	-2	0	L	13-42
10/05	Dolphins	S	23	206	9.0	53	1	3	28	9.3	13	0	W	27-24
10/12	Cowboys	S	30	183	6.1	15	0	4	56	14.0	36t	1	W	30-27
10/19	at Jets	P	17	79	4.6	13	0	1	17	17.0	17	0	W	13-6
10/26	Bills	P	8	54	6.8	24	0	0	0	0.0	0	0	L	9-40
11/02	at Packers	S	25	130	5.2	29	2	2	11	5.5	8	0	W	16-13
11/09	Saints	S	18	53	2.9	14	1	3	10	3.3	8	0	L	7-17
11/16	at Falcons	S	19	45	2.4	6	0	5	55	11.0	28	0	W	30-27+
11/24	at 49ers	S	6	38	6.3	17	0	4	36	9.0	12	0	L	9-20
11/30	Rams	S	18	58	3.2	17	0	2	21	10.5	13	0	W	31-28
2025 TOTALS		13-7	192	929	4.8	53	5	29	254	8.8	36T	1	7-6	
+ - Overtime														



IKEM
EKWONU

TACKLE | (EE-kem eck-WAHN-oo)

79

Hometown: Charlotte, N.C.

College: NC State

Acquired: D1-22

HT6'4"

WT320


AGE25

4

4

IKEM EKWONU'S NFL REGULAR SEASON STATISTICS

DATE	TEAM	GP	GS
2022	Panthers	17	17
2023	Panthers	17	17
2024	Panthers	15	15
2025	Panthers	12	12
NFL TOTALS		61	61



TREVOR
ETIENNE

RUNNING BACK

23

Hometown: Jennings, La.

College: Georgia

Acquired: D4a-25

HT5'9"

WT198

AGE21

R

R

REGULAR SEASON COMPARISON: RECEIVING - NEW ORLEANS SAINTS

DATE	OPP	W/L	GP/GS	REC	YDS.	AVG.	TD	LG	TGTS	YAC
11/9/25	CAR vs. NO	L	P	0	0	0	0	0	0	0
TOTALS		0/1	1/0	0	0	0	0	0	0	0

TREVOR ETIENNE'S NFL REGULAR SEASON RUSHING/RECEIVING STATISTICS

DATE	TEAM	RUSHING							RECEIVING					
		GP	GS	NO.	YDS.	AVG.	LG	TD	NO.	YDS.	AVG.	LG	TD	
2025	Panthers	13	0	20	94	4.7	22	0	3	13	4.3	7	0	
NFL TOTALS		13	0	20	94	4.7	22	0	3	13	4.3	7	0	

TREVOR ETIENNE'S NFL REGULAR SEASON RETURN STATISTICS

DATE	TEAM	KICKOFF RETURNS					PUNT RETURNS					
		RET.	YDS.	AVG.	LG	TD	NO.	FC	YDS.	AVG.	LG	TD
2025	Panthers	26	617	23.7	45	0	15	4	111	7.4	15	0
NFL TOTALS		26	617	23.7	45	0	15	4	111	7.4	15	0

SINGLE-GAME HIGHS: RUSHING/RECEIVING

Rush Attempts 7 at New England Patriots, Sep 28, 2025
Rushing Yards 33 at New England Patriots, Sep 28, 2025
Rushing Average 4.7 at New England Patriots, Sep 28, 2025
Longest Runs 22 at New England Patriots, Sep 28, 2025
Receiving Yards 7 vs. Miami Dolphins, Oct 05, 2025
Longest Receptions 7 vs. Miami Dolphins, Oct 05, 2025
All-Purpose Yards 129 vs. Buffalo Bills, Oct 26, 2025
Kickoff Returns 4 vs. Los Angeles Rams, Nov 30, 2025
...2 more at 4.
Kickoff Return Yards 100 vs. Buffalo Bills, Oct 26, 2025

Longest Kickoff Return 45 at New York Jets, Oct 19, 2025
Fair Catches 2 at Atlanta Falcons, Nov 16, 2025
Punt Return Yards 35 at New York Jets, Oct 19, 2025
Longest Punt Return 15 vs. Los Angeles Rams, Nov 30, 2025
...1 more at 15.
Punt Returns 3 at New York Jets, Oct 19, 2025
Punt Return Average 11.7 at New York Jets, Oct 19, 2025
Kickoff Return Average 25.0 vs. Buffalo Bills, Oct 26, 2025
Scrimmage Yards 33 at New England Patriots, Sep 28, 2025

2025 GAME-BY-GAME REGULAR-SEASON STATISTICS (PANTHERS)

DATE	OPPONENT	P/S	RUSHING					RECEIVING					W/L	SCORE
			NO.	YDS.	AVG.	LG	TD	NO.	YDS.	AVG.	LG	TD		
09/07	at Jaguars	P	1	4	4.0	4	0	0	0	0.0	0	0	L	10-26
09/14	at Cardinals	P	0	0	0.0	0	0	1	2	2.0	2	0	L	22-27
09/21	Falcons	P	0	0	0.0	0	0	0	0	0.0	0	0	W	30-0
09/28	at Patriots	P	7	33	4.7	22	0	0	0	0.0	0	0	L	13-42
10/05	Dolphins	P	4	22	5.5	12	0	1	7	7.0	7	0	W	27-24
10/12	Cowboys	P	3	17	5.7	11	0	0	0	0.0	0	0	W	30-27
10/19	at Jets	P	0	0	0.0	0	0	0	0	0.0	0	0	W	13-6
10/26	Bills	P	4	16	4.0	8	0	0	0	0.0	0	0	L	9-40
11/02	at Packers	P	0	0	0.0	0	0	0	0	0.0	0	0	W	16-13
11/09	Saints	P	0	0	0.0	0	0	0	0	0.0	0	0	L	7-17
11/16	at Falcons	P	1	2	2.0	2	0	0	0	0.0	0	0	W	30-27+
11/24	at 49ers	P	0	0	0.0	0	0	0	0	0.0	0	0	L	9-20
11/30	Rams	P	0	0	0.0	0	0	1	4	4.0	4	0	W	31-28
2025 TOTALS		13-0	20	94	4.7	22	0	3	13	4.3	7	0	7-6	
+ - Overtime														



AKAYLEB
EVANS

CORNERBACK | (ay-KAY-leb)

29

Hometown: McKinney, Texas

College: Missouri

Acquired: WV-24 MIN

HT6'2"

WT198

AGE26

2

4

REGULAR SEASON COMPARISON: DEFENSIVE - NEW ORLEANS SAINTS

DATE	OPP	W/L	GP/GS	TACKLES										MISC			
				TOT	SOLO	ASST	SACK	YDS.	INT	TFL	PD	QBH	TD	FF	FR		
10/2/22	MIN @ NO	W	P	1	1	1	0	0.0	0.0	0	0	0	0	0	0	0	0
11/12/23	MIN vs. NO	W	S	2	1	1	0	0.0	0.0	0	0	1	0	0	0	0	0
11/9/25	CAR vs. NO	L	P	0	0	0	0	0.0	0.0	0	0	0	0	0	0	0	0
TOTALS		2/1	3/1	3	2	1	0.0	0.0	0	0	1	0	0	0	0	0	0

AKAYLEB EVANS' NFL REGULAR SEASON DEFENSIVE STATISTICS

				TACKLES								INTERCEPTIONS				O. FUMB				ST				MISC				
DATE	TEAM	GP	GS	TK	S	A	TFL	YDS	SK	YDS	QBH	NO	YDS	LG	TD	PD	FF	FR	TD	YDS	TK	S	A	FF	FR	S	A	
2022	Vikings	10	2	21	18	3	3	2	0.0	0.0	0	0	0	0	0	2	1	0	0	0	2	1	1	0	0	0	0	0
2023	Vikings	15	15	65	49	16	0	0	0.0	0.0	0	1	1	1	0	7	3	0	0	0	0	0	0	0	0	0	0	0
2024	Vikings	7	0	0	0	0	0	0	0.0	0.0	0	0	0	0	0	0	0	0	0	0	2	1	1	0	0	0	0	0
2024	Panthers	2	1	3	3	0	0	0	0.0	0.0	0	0	0	0	0	1	0	0	0	0	0	0	0	0	0	0	0	0
2024	TOTAL	9	1	3	3	0	0	0	0.0	0.0	0	0	0	0	0	1	0	0	0	0	2	1	1	0	0	0	0	0
2025	Panthers	12	0	2	0	2	0	0	0.0	0.0	0	0	0	0	0	0	0	0	0	0	6	4	2	0	0	0	0	0
NFL TOTALS		46	18	91	70	21	3	2	0.0	0.0	0	1	1	1	0	10	4	0	0	0	10	6	4	0	0	0	0	0

AKAYLEB EVANS' NFL POSTSEASON DEFENSIVE STATISTICS

		TACKLES										INTERCEPTIONS				O. FUMB				ST				MISC				
DATE	TEAM	GP	GS	TK	S	A	TFL	YDS	SK	YDS	QBH	NO	YDS	LG	TD	PD	FF	FR	TD	YDS	TK	S	A	FF	FR	S	A	
2022	Vikings	0	0	0	0	0	0	0	0.0	0.0	0	0	0	0	0	0	0	0	0	0	0	0	0	0	0	0	0	0
NFL TOTALS		0	0	0	0	0	0	0	0.0	0.0	0	0	0	0	0	0	0	0	0	0	0	0	0	0	0	0	0	0

SINGLE-GAME HIGHS: DEFENSIVE

- Total Tackles11 vs. Los Angeles Chargers, Sep 24, 2023
- Solo Tackles7 vs. Los Angeles Chargers, Sep 24, 2023
- Passes Defensed2 at Cincinnati Bengals, Dec 16, 2023
- ...1 more at 2.
- Forced Fumbles1 at Atlanta Falcons, Nov 05, 2023
- ...3 more at 1.

- Interceptions1 at Cincinnati Bengals, Dec 16, 2023
- Interception Return Yards1 at Cincinnati Bengals, Dec 16, 2023
- Special Teams Tackles2 at New England Patriots, Sep 28, 2025
- ...1 more at 2.

			TACKLES							INTERCEPTIONS						O. FUMB				ST			MISC						
DATE	OPPONENT	P/S	TK	S	A	SK	YDS	TFL	YDS	QBH	NO	YDS	LG	TD	PD	FF	FR	TD	YDS	TK	S	A	FF	FR	S	A	W/L	SCORE	
09/07	at Jaguars	P	0	0	0	0.0	0.0	0	0	0	0	0	0	0	0	0	0	0	0	1	1	0	0	0	0	0	L	10-26	
09/14	at Cardinals	P	0	0	0	0.0	0.0	0	0	0	0	0	0	0	0	0	0	0	0	0	0	0	0	0	0	0	L	22-27	
09/21	Falcons	P	0	0	0	0.0	0.0	0	0	0	0	0	0	0	0	0	0	0	0	1	1	0	0	0	0	0	W	30-0	
09/28	at Patriots	P	0	0	0	0.0	0.0	0	0	0	0	0	0	0	0	0	0	0	0	2	2	0	0	0	0	0	L	13-42	
10/05	Dolphins	P	0	0	0	0.0	0.0	0	0	0	0	0	0	0	0	0	0	0	0	0	0	0	0	0	0	0	W	27-24	
10/12	Cowboys		ON INACTIVE LIST																								W	30-27	
10/19	at Jets	P	0	0	0	0.0	0.0	0	0	0	0	0	0	0	0	0	0	0	0	0	0	0	0	0	0	0	W	13-6	
10/26	Bills	P	0	0	0	0.0	0.0	0	0	0	0	0	0	0	0	0	0	0	0	1	0	1	0	0	0	0	L	9-40	
11/02	at Packers	P	0	0	0	0.0	0.0	0	0	0	0	0	0	0	0	0	0	0	0	1	0	1	0	0	0	0	W	16-13	
11/09	Saints	P	0	0	0	0.0	0.0	0	0	0	0	0	0	0	0	0	0	0	0	0	0	0	0	0	0	0	L	7-17	
11/16	at Falcons	P	0	0	0	0.0	0.0	0	0	0	0	0	0	0	0	0	0	0	0	0	0	0	0	0	0	0	W	30-27+	
11/24	at 49ers	P	0	0	0	0.0	0.0	0	0	0	0	0	0	0	0	0	0	0	0	0	0	0	0	0	0	0	L	9-20	
11/30	Rams	P	2	0	2	0.0	0.0	0	0	0	0	0	0	0	0	0	0	0	0	0	0	0	0	0	0	0	W	31-28	
2025 TOTALS		12-0	2	0	2	0.0	0.0	0	0	0	0	0	0	0	0	0	0	0	0	6	4	2	0	0	0	0	7-6		
+ - Overtime																													

+ - Overtime



MITCHELL
EVANS

TIGHT END

84

Hometown: Wadsworth, Ohio


College: Notre Dame

Acquired: D5b-25

HT6'5"

WT258

AGE22

R

R

REGULAR SEASON COMPARISON: RECEIVING - NEW ORLEANS SAINTS

DATE	OPP	W/L	GP/GS	REC	YDS.	AVG.	TD	LG	TGTS	YAC
11/9/25	CAR vs. NO	L	S	0	0	0	0	0	1	0
TOTALS		0/1	1/1	0	0	0	0	0	1	0

MITCHELL EVANS' NFL REGULAR SEASON RECEIVING STATISTICS

		RECEIVING								
DATE	TEAM	GP	GS	NO.	YDS.	AVG.	LG	TD		
2025	Panthers	13	6	14	138	9.9	25	2		
NFL TOTALS		13	6	14	138	9.9	25	2		

SINGLE-GAME HIGHS: RECEIVING

- Receptions

3 vs. Los Angeles Rams, Nov 30, 2025
...1 more at 3.
- Receiving Yards

28 at Atlanta Falcons, Nov 16, 2025
- Receiving Average

7.7 at New England Patriots, Sep 28, 2025
- Longest Receptions

25 at Atlanta Falcons, Nov 16, 2025

- Receiving TDs

1 vs. Miami Dolphins, Oct 05, 2025
...1 more at 1.
- All-Purpose Yards

28 at Atlanta Falcons, Nov 16, 2025
- Most TDs

1 vs. Miami Dolphins, Oct 05, 2025
...1 more at 1.
- Scrimmage Yards

28 at Atlanta Falcons, Nov 16, 2025

2025 GAME-BY-GAME REGULAR-SEASON STATISTICS (PANTHERS)

		RECEIVING								
DATE	OPPONENT	P/S	NO.	YDS.	AVG.	LG	TD	W/L	SCORE	
09/07	at Jaguars	P	0	0	0.0	0	0	L	10-26	
09/14	at Cardinals	P	1	9	9.0	9	0	L	22-27	
09/21	Falcons	P	1	9	9.0	9	0	W	30-0	
09/28	at Patriots	P	3	23	7.7	16	1	L	13-42	
10/05	Dolphins	P	1	4	4.0	4t	1	W	27-24	
10/12	Cowboys	S	1	21	21.0	21	0	W	30-27	
10/19	at Jets	S	2	24	12.0	13	0	W	13-6	
10/26	Bills	S	0	0	0.0	0	0	L	9-40	
11/02	at Packers	P	0	0	0.0	0	0	W	16-13	
11/09	Saints	S	0	0	0.0	0	0	L	7-17	
11/16	at Falcons	S	2	28	14.0	25	0	W	30-27+	
11/24	at 49ers	P	0	0	0.0	0	0	L	9-20	
11/30	Rams	S	3	20	6.7	7	0	W	31-28	
2025 TOTALS		13-6	14	138	9.9	25	2	7-6		

+ - Overtime



RYAN

FITZGERALD

KICKER

10

Hometown: Coolidge, Ga.

College: Florida State

Acquired: UDFA-25

HT5'11"

WT193

AGE25

R

R

REGULAR SEASON COMPARISON: KICKING - NEW ORLEANS SAINTS

DATE	OPP	W/L	GP/GS	FGM	FGA	PCT	LONG	XPM	XPA	PTS	1-19	20-29	30-39	40-49	50+	KO	TB
11/9/25	CAR vs. NO	L	P	0	1	0%	0	1	1	1	0-0	0-0	0-0	0-1	0-0	2	1
TOTALS		0/1	1/0	0	1	0%	0	1	1	1	0-0	0-0	0-0	0-1	0-0	2	1

RYAN FITZGERALD'S NFL REGULAR SEASON KICKING STATISTICS

DATE	TEAM	GP	FGM	FGA	PCT.	LG	XP	XPA	PCT.	BLK	PTS
2025	Panthers	13	19	23	82.6	57	21	24	87.5	1	78
NFL TOTALS		13	19	23	82.6	57	21	24	87.5	1	78

RYAN FITZGERALD'S NFL REGULAR SEASON FIELD-GOAL ACCURACY STATISTICS

DATE	TEAM	1-19	PCT.	20-29	PCT.	30-39	PCT.	40-49	PCT.	50+	PCT.
2025	Panthers	0-0	0.0	5-5	100.0	7-8	87.5	5-6	83.3	2-4	50.0
NFL TOTALS		0-0	0.0	5-5	100.0	7-8	87.5	5-6	83.3	2-4	50.0

SINGLE-GAME HIGHS: KICKER

- Field Goals Made

3 at Atlanta Falcons, Nov 16, 2025

...2 more at 3.
- Field Goal Attempts

3 at Atlanta Falcons, Nov 16, 2025

...2 more at 3.
- Longest Field Goals Made

57 vs. Atlanta Falcons, Sep 21, 2025
- Longest Field Goal Attempts

57 at San Francisco 49ers, Nov 24, 2025

...1 more at 57.
- PATs Made

4 vs. Los Angeles Rams, Nov 30, 2025

- PAT Attempts Points

4 vs. Los Angeles Rams, Nov 30, 2025

12 vs. Dallas Cowboys, Oct 12, 2025

...1 more at 12.
- Special Teams Tackles

1 vs. Miami Dolphins, Oct 05, 2025
- Kickoff Average

61.0 vs. Miami Dolphins, Oct 05, 2025
- Touchbacks

2 vs. Dallas Cowboys, Oct 12, 2025

...1 more at 2.

2025 GAME-BY-GAME REGULAR-SEASON STATISTICS (PANTHERS)

DATE	OPPONENT	P	FIELD GOALS				EXTRA POINTS					PTS	W/L	SCORE
			FGM	FGA	PCT	LG	XP	XPA	PCT	BLK				
09/07	at Jaguars	P	1	1	100.0	48	1	1	100.0	0	4	L	10-26	
09/14	at Cardinals	P	1	1	100.0	27	1	1	100.0	0	4	L	22-27	
09/21	Falcons	P	3	3	100.0	57	3	3	100.0	0	12	W	30-0	
09/28	at Patriots	P	0	1	0.0	0	1	2	50.0	0	1	L	13-42	
10/05	Dolphins	P	2	2	100.0	49	3	3	100.0	0	9	W	27-24	
10/12	Cowboys	P	3	3	100.0	55	3	3	100.0	0	12	W	30-27	
10/19	at Jets	P	2	2	100.0	30	1	1	100.0	0	7	W	13-6	
10/26	Bills	P	1	2	50.0	48	0	1	0.0	0	3	L	9-40	
11/02	at Packers	P	1	1	100.0	49	1	2	50.0	0	4	W	16-13	
11/09	Saints	P	0	1	0.0	0	1	1	100.0	0	1	L	7-17	
11/16	at Falcons	P	3	3	100.0	34	1	1	100.0	0	10	W	30-27+	
11/24	at 49ers	P	1	2	50.0	25	1	1	100.0	0	4	L	9-20	
11/30	Rams	P	1	1	100.0	33	4	4	100.0	0	7	W	31-28	
2025 TOTALS	13	19	23	82.6	57	21	24	87.5	0	78	7-6			
+ - Overtime														



TREVIS
GIPSON SR.

52

OUTSIDE LINEBACKER | (TREV-ISS)

Hometown: Cedar Hill, Texas

College: Tulsa

Acquired: FA-25 (PS-SF)

HT6'4"

WT263

AGE28

1

5

REGULAR SEASON COMPARISON: DEFENSIVE - NEW ORLEANS SAINTS

DATE	OPP	W/L	GP/GS	TACKLES							MISC						
				TOT	SOLO	ASST	SACK	YDS.	INT	TFL	PD	QBH	TD	FF	FR		
9/10/23	TEN @ NO	L	P	0	0	0	0	0.0	0	0	0	0	0	0	0	0	0
11/9/25	CAR vs. NO	L	P	1	0	1	0.0	0.0	0	0	0	0	0	0	0	0	0
TOTALS		0/2	2/0	1	0	1	0.0	0.0	0	0	0	0	0	0	0	0	0

TREVIS GIPSON SR.'S NFL REGULAR SEASON DEFENSIVE STATISTICS

		TACKLES										INTERCEPTIONS					O. FUMB				ST				MISC		
DATE	TEAM	GP	GS	TK	S	A	TFL	YDS	SK	YDS	QBH	NO	YDS	LG	TD	PD	FF	FR	TD	YDS	TK	S	A	FF	FR	S	A
2020	Bears	7	0	4	1	3	0	0	0.0	0.0	3	0	0	0	0	0	0	0	0	0	1	0	1	0	0	0	0
2021	Bears	16	9	37	23	14	7	37	7.0	53.5	7	0	0	0	0	2	5	1	0	0	2	0	2	0	0	0	0
2022	Bears	17	10	31	17	14	4	25	3.0	21.0	11	0	0	0	0	3	0	0	0	0	0	0	0	0	0	0	0
2023	Titans	8	0	6	1	5	0	0	1.0	8.0	0	0	0	0	0	0	1	0	0	0	0	0	0	0	0	0	0
2024	Seahawks	5	0	0	0	0	0	0	0.0	0.0	0	0	0	0	0	0	0	0	0	0	0	0	0	0	0	0	0
2024	Jaguars	0	0	0	0	0	0	0	0.0	0.0	0	0	0	0	0	0	0	0	0	0	0	0	0	0	0	0	0
2024	TOTAL	5	0	0	0	0	0	0	0.0	0.0	0	0	0	0	0	0	0	0	0	0	0	0	0	0	0	0	0
2025	49ers	4	0	1	0	1	0	0	0.0	0.0	0	0	0	0	0	0	0	1	0	0	1	1	0	0	0	0	0
2025	Panthers	5	0	8	3	5	0	0	0.0	0.0	0	0	0	0	0	0	0	0	0	0	1	0	1	0	0	0	0
2025	TOTAL	9	0	9	3	6	0	0	0.0	0.0	0	0	0	0	0	0	0	1	0	0	2	1	1	0	0	0	0
NFL TOTALS		62	19	87	45	42	11	62	11.0	82.5	21	0	0	0	0	5	6	2	0	0	5	1	4	0	0	0	0

SINGLE-GAME HIGHS: DEFENSIVE

- Total Tackles5 vs. Baltimore Ravens, Nov 21, 2021
- Solo Tackles4 vs. Baltimore Ravens, Nov 21, 2021
- Sacks2.0 at Green Bay Packers, Sep 18, 2022
...1 more at 2.0.
- Passes Defended1 vs. San Francisco 49ers, Sep 11, 2022
...2 more at 1.

- Forced Fumbles2 vs. New York Giants, Jan 02, 2022
- Fumble Recoveries1 at Detroit Lions, Nov 25, 2021
- Tackles For Loss2 at Green Bay Packers, Sep 18, 2022
...2 more at 2.
- Special Teams Tackles1 at San Francisco 49ers, Nov 24, 2025
...4 more at 1.

2025 GAME-BY-GAME REGULAR-SEASON STATISTICS (49ERS/PANTHERS)

			TACKLES							INTERCEPTIONS							O. FUMB				ST				MISC				
DATE	OPPONENT	P/S	TK	S	A	SK	YDS	TFL	YDS	QBH	NO	YDS	LG	TD	PD	FF	FR	TD	YDS	TK	S	A	FF	FR	S	A	W/L	SCORE	
09/07	at Seahawks		PRACTICE SQUAD																								W	17-13	
09/14	at Saints		PRACTICE SQUAD																								W	26-21	
09/21	Cardinals		PRACTICE SQUAD																								W	16-15	
09/28	Jaguars		PRACTICE SQUAD																								L	21-26	
10/02	at Rams	P	0	0	0	0.0	0.0	0	0	0	0	0	0	0	0	0	1	0	0	0	0	0	0	0	0	0	W	26-23+	
10/12	at Buccaneers	P	0	0	0	0.0	0.0	0	0	0	0	0	0	0	0	0	0	0	0	1	1	0	0	0	0	0	L	19-30	
10/19	Falcons	P	0	0	0	0.0	0.0	0	0	0	0	0	0	0	0	0	0	0	0	0	0	0	0	0	0	0	W	20-10	
10/26	at Texans	P	1	0	1	0.0	0.0	0	0	0	0	0	0	0	0	0	0	0	0	0	0	0	0	0	0	0	L	15-26	
Went from 49ers to Panthers.																													
11/02	at Packers	P	2	1	1	0.0	0.0	0	0	0	0	0	0	0	0	0	0	0	0	0	0	0	0	0	0	0	W	16-13	
11/09	Saints	P	1	0	1	0.0	0.0	0	0	0	0	0	0	0	0	0	0	0	0	0	0	0	0	0	0	0	L	7-17	
11/16	at Falcons	P	2	0	2	0.0	0.0	0	0	0	0	0	0	0	0	0	0	0	0	0	0	0	0	0	0	0	W	30-27+	
11/24	at 49ers	P	2	2	0	0.0	0.0	0	0	0	0	0	0	0	0	0	0	0	0	1	0	1	0	0	0	0	L	9-20	
11/30	Rams	P	1	0	1	0.0	0.0	0	0	0	0	0	0	0	0	0	0	0	0	0	0	0	0	0	0	0	W	31-28	
2025 TOTALS		9-0	9	3	6	0.0	0.0	0	0	0	0	0	0	0	0	0	1	0	0	2	1	1	0	0	0	0	8-5		

+ - Overtime



JARED
HARRISON-HUNTE

75

DEFENSIVE END

Hometown: Middle Village, N.Y.

College: SMU

Acquired: UDFA-25

HT6'4"

WT294

AGE25

R

R

JARED HARRISON-HUNTE'S NFL REGULAR SEASON DEFENSIVE STATISTICS

DATE	TEAM	GP	GS	TACKLES							INTERCEPTIONS					O. FUMB			ST			MISC				
				TK	S	A	TFL	YDS	SK	YDS	QBH	NO	YDS	LG	TD	PD	FF	FR	TD	YDS	TK	S	A	FF	FR	S
2025	Panthers	0	0	0	0	0	0	0	0.0	0.0	0	0	0	0	0	0	0	0	0	0	0	0	0	0	0	0
NFL TOTALS		0	0	0	0	0	0	0	0.0	0.0	0	0	0	0	0	0	0	0	0	0	0	0	0	0	0	0

2025 GAME-BY-GAME REGULAR-SEASON STATISTICS (PANTHERS)

			TACKLES							INTERCEPTIONS							O. FUMB			ST			MISC						
DATE	OPPONENT	P/S	TK	S	A	SK	YDS	TFL	YDS	QBH	NO	YDS	LG	TD	PD	FF	FR	TD	YDS	TK	S	A	FF	FR	S	A	W/L	SCORE	
09/07	at Jaguars		PRACTICE SQUAD																									L	10-26
09/14	at Cardinals		PRACTICE SQUAD																									L	22-27
09/21	Falcons		PRACTICE SQUAD																									W	30-0
09/28	at Patriots		PRACTICE SQUAD																									L	13-42
10/05	Dolphins		PRACTICE SQUAD																									W	27-24
10/12	Cowboys		PRACTICE SQUAD																									W	30-27
10/19	at Jets		PRACTICE SQUAD																									W	13-6
10/26	Bills		PRACTICE SQUAD																									L	9-40
11/02	at Packers		PRACTICE SQUAD																									W	16-13
11/09	Saints		ON INACTIVE LIST																									L	7-17
11/16	at Falcons		ON INACTIVE LIST																									W	30-27+
11/24	at 49ers		ON INACTIVE LIST																									L	9-20
11/30	Rams		ON INACTIVE LIST																									W	31-28
2025 TOTALS			0	0	0	0.0	0.0	0	0	0	0	0	0	0	0	0	0	0	0	0	0	0	0	0	0	0	7-6		

+ - Overtime



JAYCEE
HORN

CORNERBACK

Hometown: Alpharetta, Ga.

College: South Carolina

Acquired: D1-21

Awards:

Q 2024

HT 6'1"

WT 200

AGE 26

5

5

REGULAR SEASON COMPARISON: DEFENSIVE - NEW ORLEANS SAINTS

TACKLES														MISC		
DATE	OPP	W/L	GP/GS	TOT	SOLO	ASST	SACK	YDS.	INT	TFL	PD	QBH	TD	FF	FR	
9/19/21	CAR vs. NO	W	S	0	0	0	0.0	0.0	1	0	1	0	0	0	0	0
9/25/22	CAR vs. NO	W	S	2	1	1	0.0	0.0	1	0	3	1	0	0	0	0
12/10/23	CAR @ NO	L	S	7	7	0	0.0	0.0	0	0	1	0	0	0	0	0
9/8/24	CAR @ NO	L	S	1	1	0	0.0	0.0	0	1	0	0	0	0	0	0
11/3/24	CAR vs. NO	W	S	2	0	2	0.0	0.0	0	0	0	0	0	0	0	0
11/9/25	CAR vs. NO	L	S	3	2	1	0.0	0.0	0	0	0	0	0	0	0	0
TOTALS		3/3	6/6	15	11	4	0.0	0.0	2	1	5	1	0	0	0	0

JAYCEE HORN'S NFL REGULAR SEASON DEFENSIVE STATISTICS

DATE	TEAM	GP	GS	TACKLES								INTERCEPTIONS				O. FUMB				ST				MISC		
				TK	S	A	TFL	YDS	SK	YDS	QBH	NO	YDS	LG	TD	PD	FF	FR	TD	YDS	TK	S	A	FF	FR	S
2021	Panthers	3	3	5	3	2	0	0	0.0	0.0	0	1	13	13	0	1	0	0	0	0	0	0	0	0	0	0
2022	Panthers	13	13	53	37	16	2	2	0.0	0.0	1	3	49	31	0	7	0	0	0	0	0	0	0	0	0	0
2023	Panthers	6	6	27	21	6	1	0	0.0	0.0	0	0	0	0	0	5	0	0	0	0	0	0	0	0	0	0
2024	Panthers	15	15	68	49	19	5	41	2.0	27.0	2	1	0	0	0	13	0	0	0	0	0	0	0	0	0	0
2025	Panthers	12	12	25	15	10	0	0	0.0	0.0	0	5	46	22	0	6	0	0	0	0	0	0	0	0	0	0
NFL TOTALS		49	49	178	125	53	8	43	2.0	27.0	3	10	108	31	0	32	0	0	0	0	0	0	0	0	0	0

SINGLE-GAME HIGHS: DEFENSIVE

Total Tackles	8 vs. New York Giants, Nov 10, 2024 ...1 more at 8.	Tackles For Loss	1 vs. Dallas Cowboys, Dec 15, 2024 ...7 more at 1.
Solo Tackles	7 vs. Cincinnati Bengals, Sep 29, 2024 ...1 more at 7.	Interceptions	2 at San Francisco 49ers, Nov 24, 2025 ...1 more at 2.
Sacks	1.0 vs. Dallas Cowboys, Dec 15, 2024 ...1 more at 1.0.	Interception Return Yards	36 at San Francisco 49ers, Nov 24, 2025
Passes Defensed	3 vs. Tampa Bay Buccaneers, Jan 07, 2024 ...1 more at 3.		

2025 GAME-BY-GAME REGULAR-SEASON STATISTICS (PANTHERS)

DATE	OPPONENT	P/S	TACKLES								INTERCEPTIONS				O. FUMB				ST		MISC		SCORE			
			TK	S	A	SK	YDS	TFL	YDS	QBH	NO	YDS	LG	TD	PD	FF	FR	TD	YDS	TK	S	A		FF	FR	S
09/07	at Jaguars	S	2	1	1	0	0	0	0	0	1	10	10	0	1	0	0	0	0	0	0	0	0	0	L	10-26
09/14	at Cardinals	S	2	2	0	0	0	0	0	0	0	0	0	0	0	0	0	0	0	0	0	0	0	0	L	22-27
09/21	Falcons	S	3	3	0	0	0	0	0	0	0	0	0	0	0	0	0	0	0	0	0	0	0	0	W	30-0
09/28	at Patriots	S	1	0	1	0	0	0	0	0	0	0	0	0	0	0	0	0	0	0	0	0	0	0	L	13-42
10/05	Dolphins	S	1	1	0	0	0	0	0	0	0	0	0	0	0	0	0	0	0	0	0	0	0	0	W	27-24
10/12	Cowboys	S	0	0	0	0	0	0	0	0	0	0	0	0	0	0	0	0	0	0	0	0	0	0	W	30-27
10/19	at Jets	S	1	0	1	0	0	0	0	0	2	0	0	0	2	0	0	0	0	0	0	0	0	0	W	13-6
10/26	Bills	S	3	2	1	0	0	0	0	0	0	0	0	0	0	0	0	0	0	0	0	0	0	0	L	9-40
11/02	at Packers	S	4	1	3	0	0	0	0	0	0	0	0	0	1	0	0	0	0	0	0	0	0	0	W	16-13
11/09	Saints	S	3	2	1	0	0	0	0	0	0	0	0	0	0	0	0	0	0	0	0	0	0	0	L	7-17
11/16	at Falcons	S	4	3	1	0	0	0	0	0	0	0	0	0	0	0	0	0	0	0	0	0	0	0	W	30-27+
11/24	at 49ers	S	1	0	1	0	0	0	0	0	2	36	22	0	2	0	0	0	0	0	0	0	0	0	L	9-20
11/30	Rams		ON INACTIVE LIST																				W		31-28	
2025 TOTALS		12-12	25	15	10	0	0	0	0	0	5	46	22	0	6	0	0	0	0	0	0	0	0	0	7-6	
+ - Overtime																										

+ - Overtime



JIMMY
HORN JR.

WIDE RECEIVER

15

Hometown: Sanford, Fla.

College: Colorado

Acquired: D6-25

HT5'8"

WT174

AGE23

R

R

REGULAR SEASON COMPARISON: RECEIVING - NEW ORLEANS SAINTS

DATE	OPP	W/L	GP/GS	REC	YDS.	AVG.	TD	LG	TGTS	YAC
11/9/25	CAR vs. NO	L	P	0	0	0	0	0	0	0
TOTALS		0/1	1/0	0	0	0	0	0	0	0

JIMMY HORN JR.'S NFL REGULAR SEASON RUSHING/RECEIVING STATISTICS

DATE	TEAM	RECEIVING							RUSHING				
		GP	GS	NO.	YDS.	AVG.	LG	TD	NO.	YDS.	AVG.	LG	TD
2025	Panthers	9	0	7	77	11.0	34	0	7	44	6.3	11	0
NFL TOTALS		9	0	7	77	11.0	34	0	7	44	6.3	11	0

JIMMY HORN JR.'S NFL REGULAR SEASON RETURN STATISTICS

		KICKOFF RETURNS					PUNT RETURNS					
DATE	TEAM	RET.	YDS.	AVG.	LG	TD	NO.	FC	YDS.	AVG.	LG	TD
2025	Panthers	0	0	0.0	0	0	0	0	0	0.0	0	0
NFL TOTALS		0	0	0.0	0	0	0	0	0	0.0	0	0

SINGLE-GAME HIGHS: RUSHING/RECEIVING

Rush Attempts 2 vs. Buffalo Bills, Oct 26, 2025
...1 more at 2.

Rushing Yards 11 vs. Dallas Cowboys, Oct 12, 2025

Longest Runs 11 vs. Dallas Cowboys, Oct 12, 2025

Receptions 2 vs. Dallas Cowboys, Oct 12, 2025
...1 more at 2.

Receiving Yards 36 vs. Dallas Cowboys, Oct 12, 2025

Longest Receptions 34 vs. Dallas Cowboys, Oct 12, 2025

All-Purpose Yards 47 vs. Dallas Cowboys, Oct 12, 2025

Scrimmage Yards 47 vs. Dallas Cowboys, Oct 12, 2025

2025 GAME-BY-GAME REGULAR-SEASON STATISTICS (PANTHERS)

DATE	OPPONENT	P/S	RECEIVING					RUSHING					W/L	SCORE
			NO.	YDS.	AVG.	LG	TD	NO.	YDS.	AVG.	LG	TD		
09/07	at Jaguars		ON INACTIVE LIST										L	10-26
09/14	at Cardinals		ON INACTIVE LIST										L	22-27
09/21	Falcons		ON INACTIVE LIST										W	30-0
09/28	at Patriots		ON INACTIVE LIST										L	13-42
10/05	Dolphins	P	2	21	10.5	17	0	2	10	5.0	5	0	W	27-24
10/12	Cowboys	P	2	36	18.0	34	0	1	11	11.0	11	0	W	30-27
10/19	at Jets	P	1	8	8.0	8	0	1	7	7.0	7	0	W	13-6
10/26	Bills	P	0	0	0.0	0	0	2	9	4.5	7	0	L	9-40
11/02	at Packers	P	1	1	1.0	1	0	1	7	7.0	7	0	W	16-13
11/09	Saints	P	0	0	0.0	0	0	0	0	0.0	0	0	L	7-17
11/16	at Falcons	P	0	0	0.0	0	0	0	0	0.0	0	0	W	30-27+
11/24	at 49ers	P	1	11	11.0	11	0	0	0	0.0	0	0	L	9-20
11/30	Rams	P	0	0	0.0	0	0	0	0	0.0	0	0	W	31-28
2025 TOTALS		9-0	7	77	11.0	34	0	7	44	6.3	11	0	7-6	

+ - Overtime



CHUBA
HUBBARD

RUNNING BACK | (CHEW-ba)

30

Hometown: Alberta, Canada

College: Oklahoma State

Acquired: D4-21

HT6'1"

WT210

AGE26

5

5

REGULAR SEASON COMPARISON: RECEIVING/RUSHING - NEW ORLEANS SAINTS

DATE	OPP	W/L	GP/GS	RUSHING						RECEIVING						
				NO.	YDS.	AVG.	LG	TD		NO.	YDS.	AVG.	LG	TD	TGTS	YAC
9/19/21	CAR vs. NO	W	P	8	10	1.3	9	0		0	0	0	0	0	1	0
1/2/22	CAR @ NO	L	S	17	55	3.2	21t	1		3	13	4.3	17	0	4	18
9/25/22	CAR vs. NO	W	P	3	25	8.3	14	0		0	0	0	0	0	0	0
1/8/23	CAR @ NO	W	P	21	69	3.3	8	0		0	0	0	0	0	1	0
9/18/23	CAR vs. NO	L	P	2	16	8.0	14	0		5	34	6.8	11	0	5	29
12/10/23	CAR @ NO	L	S	23	87	3.8	13	0		2	9	4.5	6	0	2	13
9/8/24	CAR @ NO	L	S	6	14	2.3	7	0		0	0	0	0	0	0	0
11/3/24	CAR vs. NO	W	S	15	72	4.8	16t	2		2	0	0.0	5	0	3	5
11/9/25	CAR vs. NO	L	P	3	14	4.7	6	0		1	1	1.0	1	0	1	0
TOTALS		4/5	9/4	98	362	3.7	21t	3		13	57	4.4	17	0	17	65

CHUBA HUBBARD'S NFL REGULAR SEASON RUSHING/RECEIVING STATISTICS

DATE	TEAM	GP	GS	RUSHING						RECEIVING						
				NO.	YDS.	AVG.	LG	TD		NO.	YDS.	AVG.	LG	TD		
2021	Panthers	17	10	172	612	3.6	26	5		25	174	7.0	33	1		
2022	Panthers	15	2	95	466	4.9	35	2		14	171	12.2	45	0		
2023	Panthers	17	12	238	902	3.8	22	5		39	233	6.0	25	0		
2024	Panthers	15	15	250	1,195	4.8	38t	10		43	171	4.0	20	1		
2025	Panthers	11	6	111	433	3.9	14	1		23	194	8.4	35t	3		
NFL TOTALS		75	45	866	3,608	4.2	38T	23		144	943	6.5	45	5		

CHUBA HUBBARD'S NFL REGULAR SEASON RETURN STATISTICS

KICKOFF RETURNS						
DATE	TEAM	RET.	YDS.	AVG.	LG	TD
2021	Panthers	1	21	21.0	21	0
2022	Panthers	5	104	20.8	36	0
2023	Panthers	0	0	0.0	0	0
2024	Panthers	0	0	0.0	0	0
2025	Panthers	6	156	26.0	27	0
NFL TOTALS		12	281	23.4	36	0

SINGLE-GAME HIGHS: RUSHING/RECEIVING

- Rush Attempts

Rushing Yards

Rushing Average

Longest Runs
- 28 vs. New York Giants, Nov 10, 2024
153 vs. New York Giants, Nov 10, 2024
10.4 vs. Detroit Lions, Dec 24, 2022
38t at Chicago Bears, Oct 06, 2024
...1 more at 38.
- Rushing TDs
- 2 vs. Arizona Cardinals, Dec 22, 2024
...2 more at 2.
- Receptions
- 5 at Arizona Cardinals, Sep 14, 2025
...5 more at 5.
- Receiving Yards

Receiving Average

Longest Receptions
- 57 vs. Pittsburgh Steelers, Dec 18, 2022
19.0 vs. Pittsburgh Steelers, Dec 18, 2022
45 vs. Pittsburgh Steelers, Dec 18, 2022

- Receiving TDs
- 1 at Arizona Cardinals, Sep 14, 2025
...3 more at 1.
- All-Purpose Yards
- 169 vs. New York Giants, Nov 10, 2024
...1 more at 169.
- Kickoff Returns
- 3 vs. New Orleans Saints, Nov 09, 2025
...1 more at 3.
- Kickoff Return Yards

Longest Kickoff Return

Kickoff Return Average

Most TDs
- 78 vs. New Orleans Saints, Nov 09, 2025
36 at New York Giants, Sep 18, 2022
26.0 vs. New Orleans Saints, Nov 09, 2025
2 vs. Arizona Cardinals, Dec 22, 2024
...2 more at 2.
- Miscellaneous Tackles

Scrimmage Yards
- 1 at New Orleans Saints, Jan 02, 2022
169 vs. New York Giants, Nov 10, 2024
...1 more at 169.

[illegible]

+ - Overtime

REGULAR SEASON COMPARISON: DEFENSIVE - NEW ORLEANS SAINTS																
DATE	OPP	W/L	GP/GS	TACKLES							MISC					
				TOT	SOLO	ASST	SACK	YDS.	INT	TFL	PD	QBH	TD	FF	FUM	
11/3/24	CAR vs. NO	W	P	0	0	0	0.0	0.0	0	0	0	0	0	0	0	0
11/9/25	CAR vs. NO	L	P	0	0	0	0.0	0.0	0	0	0	0	0	0	0	0
TOTALS		1/1	2/0	0	0	0	0.0	0.0	0	0	0	0	0	0	0	0

DATE	TEAM	GP	TACKLES								INTERCEPTIONS				O. FUMB			ST				MISC					
			GS	TK	S	A	TFL	YDS	SK	YDS	QBH	NO	YDS	LG	TD	PD	FF	FR	TD	YDS	TK	S	A	FF	FR	S	A
2023	Broncos	4	0	2	1	1	0	0	0.0	0.0	0	0	0	0	0	0	0	0	0	0	0	0	0	0	0	0	0
2024	Panthers	8	0	4	4	0	1	3	0.0	0.0	1	0	0	0	0	0	0	0	0	0	4	4	0	0	0	0	0
2025	Panthers	13	0	0	0	0	0	0	0.0	0.0	0	0	0	0	0	0	0	0	0	0	14	8	6	0	0	0	0
NFL TOTALS		25	0	6	5	1	1	3	0.0	0.0	1	0	0	0	0	0	0	0	0	0	18	12	6	0	0	0	0

Total Tackles	2 at Washington Commanders, Oct 20, 2024	Special Teams Tackles	3 vs. Buffalo Bills, Oct 26, 2025
Solo Tackles	2 at Washington Commanders, Oct 20, 2024		

			TACKLES							INTERCEPTIONS						O. FUMB				ST			MISC						
DATE	OPPONENT	P/S	TK	S	A	SK	YDS	TFL	YDS	QBH	N0	YDS	LG	TD	PD	FF	FR	TD	YDS	TK	S	A	FF	FR	S	A	W/L	SCORE	
09/07	at Jaguars	P	0	0	0	0.0	0.0	0	0	0	0	0	0	0	0	0	0	0	0	0	0	0	0	0	0	0	L	10-26	
09/14	at Cardinals	P	0	0	0	0.0	0.0	0	0	0	0	0	0	0	0	0	0	0	0	2	1	1	0	0	0	0	L	22-27	
09/21	Falcons	P	0	0	0	0.0	0.0	0	0	0	0	0	0	0	0	0	0	0	0	1	1	0	0	0	0	0	W	30-0	
09/28	at Patriots	P	0	0	0	0.0	0.0	0	0	0	0	0	0	0	0	0	0	0	0	1	0	1	0	0	0	0	L	13-42	
10/05	Dolphins	P	0	0	0	0.0	0.0	0	0	0	0	0	0	0	0	0	0	0	0	0	0	0	0	0	0	0	W	27-24	
10/12	Cowboys	P	0	0	0	0.0	0.0	0	0	0	0	0	0	0	0	0	0	0	0	1	1	0	0	0	0	0	W	30-27	
10/19	at Jets	P	0	0	0	0.0	0.0	0	0	0	0	0	0	0	0	0	0	0	0	1	1	0	0	0	0	0	W	13-6	
10/26	Bills	P	0	0	0	0.0	0.0	0	0	0	0	0	0	0	0	0	0	0	0	3	1	2	0	0	0	0	L	9-40	
11/02	at Packers	P	0	0	0	0.0	0.0	0	0	0	0	0	0	0	0	0	0	0	0	1	1	0	0	0	0	0	W	16-13	
11/09	Saints	P	0	0	0	0.0	0.0	0	0	0	0	0	0	0	0	0	0	0	0	1	0	1	0	0	0	0	L	7-17	
11/16	at Falcons	P	0	0	0	0.0	0.0	0	0	0	0	0	0	0	0	0	0	0	0	1	1	0	0	0	0	0	W	30-27+	
11/24	at 49ers	P	0	0	0	0.0	0.0	0	0	0	0	0	0	0	0	0	0	0	0	1	0	1	0	0	0	0	L	9-20	
11/30	Rams	P	0	0	0	0.0	0.0	0	0	0	0	0	0	0	0	0	0	0	0	1	1	0	0	0	0	0	W	31-28	
2025 TOTALS		13-0	0	0	0	0.0	0.0	0	0	0	0	0	0	0	0	0	0	0	0	14	8	6	0	0	0	0	7-6		
		- Over time																											



CAM
JACKSON

DEFENSIVE TACKLE

92

Hometown: Haynesville, La.

College: Florida

Acquired: D5a-25

HT6'6"

WT328

AGE23

R

R

CAM JACKSON'S NFL REGULAR SEASON DEFENSIVE STATISTICS

		TACKLES										INTERCEPTIONS				O. FUMB			ST			MISC						
DATE	TEAM	GP	GS	TK	S	A	TFL	YDS	SK	YDS	QBH	NO	YDS	LG	TD	PD	FF	FR	TD	YDS	TK	S	A	FF	FR	S	A	
2025	Panthers	5	0	3	1	2	0	0	0.0	0.0	0	0	0	0	0	0	0	0	0	0	0	0	0	0	0	0	0	0
NFL TOTALS		5	0	3	1	2	0	0	0.0	0.0	0	0	0	0	0	0	0	0	0	0	0	0	0	0	0	0	0	0

SINGLE-GAME HIGHS: DEFENSIVE

Total Tackles2 vs. Atlanta Falcons, Sep 21, 2025

2025 GAME-BY-GAME REGULAR-SEASON STATISTICS (PANTHERS)

			TACKLES							INTERCEPTIONS					O. FUMB			ST			MISC							
DATE	OPPONENT	P/S	TK	S	A	SK	YDS	TFL	YDS	QBH	NO	YDS	LG	TD	PD	FF	FR	TD	YDS	TK	S	A	FF	FR	S	A	W/L	SCORE
09/07	at Jaguars		ON INACTIVE LIST																							L	10-26	
09/14	at Cardinals	P	0	0	0	0.0	0.0	0	0	0	0	0	0	0	0	0	0	0	0	0	0	0	0	0	0	0	L	22-27
09/21	Falcons	P	2	1	1	0.0	0.0	0	0	0	0	0	0	0	0	0	0	0	0	0	0	0	0	0	0	0	W	30-0
09/28	at Patriots	P	1	0	1	0.0	0.0	0	0	0	0	0	0	0	0	0	0	0	0	0	0	0	0	0	0	0	L	13-42
10/05	Dolphins	P	0	0	0	0.0	0.0	0	0	0	0	0	0	0	0	0	0	0	0	0	0	0	0	0	0	0	W	27-24
10/12	Cowboys	P	0	0	0	0.0	0.0	0	0	0	0	0	0	0	0	0	0	0	0	0	0	0	0	0	0	0	W	30-27
10/19	at Jets		ON INACTIVE LIST																							W	13-6	
10/26	Bills		ON INACTIVE LIST																							L	9-40	
11/02	at Packers		ON INACTIVE LIST																							W	16-13	
11/09	Saints		ON INACTIVE LIST																							L	7-17	
11/16	at Falcons		ON INACTIVE LIST																							W	30-27+	
11/24	at 49ers		ON INACTIVE LIST																							L	9-20	
11/30	Rams		ON INACTIVE LIST																							W	31-28	
2025 TOTALS		5-0	3	1	2	0.0	0.0	0	0	0	0	0	0	0	0	0	0	0	0	0	0	0	0	0	0	0	7-6	
+ - Overtime																												

+- Overtime



MIKE
JACKSON

CORNERBACK

2

Hometown: Birmingham, Ala. College: Miami (Fla.) Acquired: TR-24 SEA

HT6'1"

WT212

AGE28

2

4

REGULAR SEASON COMPARISON: DEFENSIVE - NEW ORLEANS SAINTS

DATE	OPP	W/L	GP/GS	TACKLES							INT	TFL	PD	QBH	MISC		
				TOT	SOLO	ASST	SACK	YDS.							TD	FF	FR
9/8/24	CAR @ NO	L	S	7	7	0	0.0	0.0	0	0	0	1	0	0	0	0	0
11/3/24	CAR vs. NO	W	S	3	2	1	0.0	0.0	0	1	1	0	0	0	0	0	0
11/9/25	CAR vs. NO	L	S	1	1	0	0.0	0.0	0	0	1	0	0	0	0	0	0
TOTALS		1/2	3/3	11	10	1	0.0	0.0	0	1	3	0	0	0	0	0	0

MIKE JACKSON'S NFL REGULAR SEASON DEFENSIVE STATISTICS

		TACKLES										INTERCEPTIONS				O. FUMB			ST				MISC				
DATE	TEAM	GP	GS	TK	S	A	TFL	YDS	SK	YDS	QBH	NO	YDS	LG	TD	PD	FF	FR	TD	YDS	TK	S	A	FF	FR	S	A
2019	Cowboys	0	0	0	0	0	0	0	0.0	0.0	0	0	0	0	0	0	0	0	0	0	0	0	0	0	0	0	0
2019	Lions	1	0	0	0	0	0	0	0.0	0.0	0	0	0	0	0	0	0	0	0	0	0	0	0	0	0	0	0
2019	TOTAL	1	0	0	0	0	0	0	0.0	0.0	0	0	0	0	0	0	0	0	0	0	0	0	0	0	0	0	0
2020	Patriots	1	0	1	1	0	0	0	0.0	0.0	0	0	0	0	0	0	0	0	0	0	0	0	0	0	0	0	0
2021	Seahawks	2	0	0	0	0	0	0	0.0	0.0	0	0	0	0	0	2	0	0	0	0	2	1	1	0	0	0	0
2022	Seahawks	17	17	74	62	12	3	9	0.0	0.0	1	1	22	22	0	12	0	2	0	8	1	1	0	0	0	0	0
2023	Seahawks	17	4	33	27	6	2	3	0.0	0.0	0	0	0	0	5	0	0	0	0	1	1	0	0	0	0	0	0
2024	Panthers	17	17	76	58	18	3	6	0.0	0.0	0	2	20	19	0	17	0	0	0	0	0	0	0	0	0	0	0
2025	Panthers	13	13	42	35	7	2	4	0.0	0.0	0	3	102	54	1	13	0	0	0	0	0	0	0	0	0	0	0
NFL TOTALS		68	51	226	183	43	10	22	0.0	0.0	1	6	144	54	1	49	0	2	0	8	4	3	1	0	0	0	0

MIKE JACKSON'S NFL POSTSEASON DEFENSIVE STATISTICS

DATE	TEAM	GP	GS	TACKLES								INTERCEPTIONS				O. FUMB			ST			MISC				
				TK	S	A	TFL	YDS	SK	YDS	QBH	NO	YDS	LG	TD	PD	FF	FR	TD	YDS	TK	S	A	FF	FR	S
2022	Seahawks	1	1	5	2	3	0	0	0.0	0.0	0	0	0	0	0	1	0	0	0	0	0	0	0	0	0	0
NFL TOTALS		1	1	5	2	3	0	0	0.0	0.0	0	0	0	0	1	0	0	0	0	0	0	0	0	0	0	0

SINGLE-GAME HIGHS: DEFENSIVE

- Total Tackles10 at Denver Broncos, Oct 27, 2024
- Solo Tackles9 at Denver Broncos, Oct 27, 2024
...1 more at 9.
- Passes Defensed3 at New York Jets, Oct 19, 2025
...2 more at 3.
- Fumble Recoveries2 vs. Denver Broncos, Sep 12, 2022

SINGLE-GAME HIGHS - POSTSEASON: DEFENSIVE

- Total Tackles5 at San Francisco 49ers, Jan 14, 2023
- Solo Tackles2 at San Francisco 49ers, Jan 14, 2023

- Tackles For Loss2 at Tampa Bay Buccaneers, Dec 29, 2024
- Interceptions1 at San Francisco 49ers, Nov 24, 2025
...4 more at 1.
- Interception Return Yards22 vs. New York Jets, Jan 01, 2023
- Special Teams Tackles1 vs. Arizona Cardinals, Oct 16, 2022
...2 more at 1.

- Passes Defensed1 at San Francisco 49ers, Jan 14, 2023

2025 GAME-BY-GAME REGULAR-SEASON STATISTICS (PANTHERS)

+ - Overtime



JJ

JANSEN

LONG SNAPPER

44

Hometown: Phoenix, Ariz.
College: Notre Dame
Acquired: TR-09 GB

Awards:

Q

2013

HT

6'2"

WT

235

AGE

39

🏈

17

🏈

17

JJ JANSEN'S NFL REGULAR SEASON STATISTICS

DATE	TEAM	GP
2009	Panthers	16
2010	Panthers	16
2011	Panthers	16
2012	Panthers	16
2013	Panthers	16
2014	Panthers	16
2015	Panthers	16
2016	Panthers	16
2017	Panthers	16
2018	Panthers	16
2019	Panthers	16
2020	Panthers	16
2021	Panthers	17
2022	Panthers	17
2023	Panthers	17
2024	Panthers	17
2025	Panthers	13
NFL TOTALS		273

JJ JANSEN'S NFL POSTSEASON STATISTICS

DATE	TEAM	GP
2013	Panthers	1
2014	Panthers	2
2015	Panthers	3
2017	Panthers	1
NFL TOTALS		7



XAVIER
LEGETTE

WIDE RECEIVER | (ex ZAVE yerr / lee GETT)

17

Hometown: Mullins, S.C.

College: South Carolina

Acquired: D1-24

HT6'3"

WT227

AGE24

2

2

REGULAR SEASON COMPARISON: RECEIVING - NEW ORLEANS SAINTS

DATE	OPP	W/L	GP/GS	REC	YDS.	AVG.	TD	LG	TGTS	YAC
9/8/24	CAR @ NO	L	P	4	35	8.8	0	18	7	5
11/3/24	CAR vs. NO	W	S	4	33	8.3	1	26	6	4
11/9/25	CAR vs. NO	L	S	0	0	0	0	0	1	0
TOTALS		1/2	3/2	8	68	8.5	1	26	14	9

XAVIER LEGETTE'S NFL REGULAR SEASON RUSHING/RECEIVING STATISTICS

DATE	TEAM	RECEIVING							RUSHING				
		GP	GS	NO.	YDS.	AVG.	LG	TD	NO.	YDS.	AVG.	LG	TD
2024	Panthers	16	13	49	497	10.1	35	4	6	24	4.0	8	0
2025	Panthers	11	11	28	287	10.3	36t	3	1	0	0.0	0	0
NFL TOTALS		27	24	77	784	10.2	36T	7	7	24	3.4	8	0

XAVIER LEGETTE'S NFL REGULAR SEASON RETURN STATISTICS

KICKOFF RETURNS						
DATE	TEAM	RET.	YDS.	AVG.	LG	TD
2024	Panthers	4	102	25.5	30	0
2025	Panthers	0	0	0.0	0	0
NFL TOTALS		4	102	25.5	30	0

SINGLE-GAME HIGHS: RUSHING/RECEIVING

- Rush Attempts
- Rushing Yards
- Longest Runs
- Receptions
- Receiving Yards
- Receiving Average
- Longest Receptions
- 2 vs. Cincinnati Bengals, Sep 29, 2024
- 10 vs. Cincinnati Bengals, Sep 29, 2024
- 8 vs. Cincinnati Bengals, Sep 29, 2024
- 9 at New York Jets, Oct 19, 2025
- 92 at New York Jets, Oct 19, 2025
- 20.8 at Atlanta Falcons, Nov 16, 2025
- 36t at Atlanta Falcons, Nov 16, 2025

- Receiving TDs
- All-Purpose Yards
- Kickoff Return Yards
- Longest Kickoff Return
- Most TDs
- Scrimmage Yards
- 1 at Atlanta Falcons, Nov 16, 2025
- ...6 more at 1.
- 92 at New York Jets, Oct 19, 2025
- 30 at Las Vegas Raiders, Sep 22, 2024
- 30 at Las Vegas Raiders, Sep 22, 2024
- 1 at Atlanta Falcons, Nov 16, 2025
- ...6 more at 1.
- 92 at New York Jets, Oct 19, 2025

2025 GAME-BY-GAME REGULAR-SEASON STATISTICS (PANTHERS)

DATE	OPPONENT	P/S	RECEIVING					RUSHING					W/L	SCORE
			NO.	YDS.	AVG.	LG	TD	NO.	YDS.	AVG.	LG	TD		
09/07	at Jaguars	S	3	10	3.3	9	0	0	0	0.0	0	0	L	10-26
09/14	at Cardinals	S	1	-2	-2.0	-2	0	1	0	0.0	0	0	L	22-27
09/21	Falcons		ON INACTIVE LIST										W	30-0
09/28	at Patriots		ON INACTIVE LIST										L	13-42
10/05	Dolphins	S	2	31	15.5	24	1	0	0	0.0	0	0	W	27-24
10/12	Cowboys	S	2	11	5.5	15	0	0	0	0.0	0	0	W	30-27
10/19	at Jets	S	9	92	10.2	33	1	0	0	0.0	0	0	W	13-6
10/26	Bills	S	2	17	8.5	11	0	0	0	0.0	0	0	L	9-40
11/02	at Packers	S	1	22	22.0	22	0	0	0	0.0	0	0	W	16-13
11/09	Saints	S	0	0	0.0	0	0	0	0	0.0	0	0	L	7-17
11/16	at Falcons	S	4	83	20.8	36t	1	0	0	0.0	0	0	W	30-27+
11/24	at 49ers	S	3	22	7.3	14	0	0	0	0.0	0	0	L	9-20
11/30	Rams	S	1	1	1.0	1	0	0	0	0.0	0	0	W	31-28
2025 TOTALS		11-11	28	287	10.3	36T	3	1	0	0.0	0	0	7-6	
+ - Overtime														

[illegible]

± - Overtime



DAMIEN
LEWIS

GUARD

68

Hometown: Canton, Miss.

College: LSU

Acquired: FA-24

HT6'2"

WT327

AGE28

2

6

DAMIEN LEWIS' NFL REGULAR SEASON STATISTICS

DATE	TEAM	GP	GS
2020	Seahawks	16	16
2021	Seahawks	13	13
2022	Seahawks	16	16
2023	Seahawks	16	16
2024	Panthers	16	16
2025	Panthers	12	12
NFL TOTALS		89	89

DAMIEN LEWIS' NFL POSTSEASON STATISTICS

DATE	TEAM	GP	GS
2020	Seahawks	1	1
2022	Seahawks	1	1
NFL TOTALS		2	2



SAM

MARTIN

PUNTER

6

Hometown: Fayetteville, Ga.

College: Appalachian State

Acquired: FA-25

HT6'1"

WT211

AGE35

1

13

REGULAR SEASON COMPARISON: PUNTING - NEW ORLEANS SAINTS

DATE	OPP	W/L	GP/GS	NO.	YDS.	AVG.	TB	I20	LG
10/19/14	DET vs. NO	W	P	5	213	42.6	0	4	57
12/21/15	DET @ NO	W	P	3	133	44.3	0	1	49
12/4/16	DET @ NO	W	P	2	85	42.5	0	1	53
11/29/20	DEN vs. NO	L	P	7	332	47.4	1	0	55
11/9/25	CAR vs. NO	L	P	4	204	51.0	0	2	59
TOTALS		3/2	5/0	21	967	46.0	1	8	59

SAM MARTIN'S NFL REGULAR SEASON PUNTING STATISTICS

DATE	TEAM	GP	NO.	YDS.	AVG.	OPP. RET.	YDS.	NET YDS.	AVG.	TB	IN20	LG	BK
2013	Lions	16	72	3,399	47.2	32	250	2,949	40.4	10	22	72	1
2014	Lions	16	68	3,138	46.1	30	311	2,727	40.1	5	29	71	0
2015	Lions	16	80	3,679	46.0	43	263	3,356	42.0	3	25	66	0
2016	Lions	16	62	3,010	48.5	35	210	2,740	44.2	3	23	63	0
2017	Lions	10	41	1,779	43.4	26	116	1,543	37.6	6	13	64	0
2018	Lions	16	74	3,310	44.7	29	332	2,898	39.2	4	32	61	0
2019	Lions	16	76	3,445	45.3	29	130	3,175	41.8	7	31	62	0
2020	Broncos	16	65	3,040	46.8	28	226	2,734	41.4	4	19	69	1
2021	Broncos	17	67	3,083	46.0	24	154	2,869	42.8	3	28	68	0
2022	Bills	16	45	2,146	47.7	16	145	1,901	41.3	5	16	67	1
2023	Bills	17	51	2,334	45.8	19	237	2,037	39.9	3	24	70	0
2024	Bills	17	54	2,523	46.7	23	213	2,210	40.2	5	25	65	1
2025	Panthers	13	44	2,084	47.4	22	293	1,751	39.8	2	20	68	0
NFL TOTALS		202	799	36,970	46.3	356	2,880	32,890	41.0	60	307	72	4


SAM MARTIN'S NFL POSTSEASON PUNTING STATISTICS

DATE	TEAM	GP	NO.	YDS.	AVG.	OPP. RET.	YDS.	NET YDS.	AVG.	TB	IN20	LG	BK
2014	Lions	1	4	142	35.5	0	0	142	35.5	0	1	48	0
2016	Lions	1	5	232	46.4	1	5	227	45.4	0	2	55	0
2022	Bills	2	9	418	46.4	4	78	320	35.6	1	3	53	0
2023	Bills	2	5	223	44.6	2	27	196	39.2	0	2	52	0
2024	Bills	3	6	296	49.3	3	57	219	36.5	1	3	56	0
NFL TOTALS		9	29	1,311	45.2	10	167	1,104	38.1	2	11	56	0

2025 GAME-BY-GAME REGULAR-SEASON STATISTICS (PANTHERS)

DATE	OPPONENT		NO.	YDS.	AVG.	OPP. RET.	YDS.	NET YDS.	AVG	TB	IN20	LG	BK	W/L	SCORE
09/07	at Jaguars	P	2	86	43.0	1	7	79	39.5	0	2	56	0	L	10-26
09/14	at Cardinals	P	2	95	47.5	1	29	66	33.0	0	1	60	0	L	22-27
09/21	Falcons	P	3	135	45.0	2	0	135	45.0	0	2	54	0	W	30-0
09/28	at Patriots	P	5	231	46.2	3	167	44	8.8	1	1	55	0	L	13-42
10/05	Dolphins	P	3	161	53.7	3	29	132	44.0	0	0	61	0	W	27-24
10/12	Cowboys	P	2	98	49.0	2	19	79	39.5	0	0	51	0	W	30-27
10/19	at Jets	P	6	276	46.0	2	14	262	43.7	0	4	68	0	W	13-6
10/26	Bills	P	4	211	52.8	3	14	197	49.3	0	1	60	0	L	9-40
11/02	at Packers	P	3	134	44.7	2	6	128	42.7	0	1	51	0	W	16-13
11/09	Saints	P	4	204	51.0	2	8	196	49.0	0	2	59	0	L	7-17
11/16	at Falcons	P	3	140	46.7	1	0	140	46.7	0	2	50	0	W	30-27+
11/24	at 49ers	P	4	201	50.3	0	0	181	45.3	1	2	55	0	L	9-20
11/30	Rams	P	3	112	37.3	0	0	112	37.3	0	2	45	0	W	31-28
2025 TOTALS		13	44	2,084	47.4	22	293	1,751	39.8	2	20	68	0	7-6	

+ - Overtime



BAM
MARTIN-SCOTT

LINEBACKER

57

Hometown: Fort Wayne, Ind.

College: South Carolina

Acquired: UDFA-25

HT6'2"

WT231

AGE25

R

R

REGULAR SEASON COMPARISON: DEFENSIVE - NEW ORLEANS SAINTS

DATE	OPP	W/L	GP/GS	TACKLES							MISC						
				TOT	SOLO	ASST	SACK	YDS.	INT	TFL	PD	QBH	TD	FF	FR		
11/9/25	CAR vs. NO	L	P	0	0	0	0.0	0.0	0	0	0	0	0	0	0	0	0
TOTALS		0/1	1/0	0	0	0	0.0	0.0	0	0	0	0	0	0	0	0	0

BAM MARTIN-SCOTT'S NFL REGULAR SEASON DEFENSIVE STATISTICS

		TACKLES										INTERCEPTIONS				O. FUMB			ST			MISC						
DATE	TEAM	GP	GS	TK	S	A	TFL	YDS	SK	YDS	QBH	NO	YDS	LG	TD	PD	FF	FR	TD	YDS	TK	S	A	FF	FR	S	A	
2025	Panthers	13	0	6	1	5	1	3	0.0	0.0	0	0	0	0	0	0	0	0	0	0	11	6	5	1	0	0	0	0
NFL TOTALS		13	0	6	1	5	1	3	0.0	0.0	0	0	0	0	0	0	0	0	0	0	11	6	5	1	0	0	0	0

SINGLE-GAME HIGHS: DEFENSIVE

Total Tackles6 at San Francisco 49ers, Nov 24, 2025
Solo Tackles1 at San Francisco 49ers, Nov 24, 2025
Tackles For Loss1 at San Francisco 49ers, Nov 24, 2025

Special Teams Tackles2 at Atlanta Falcons, Nov 16, 2025
...2 more at 2.
Special Teams Forced Fumbles1 at Atlanta Falcons, Nov 16, 2025

2025 GAME-BY-GAME REGULAR-SEASON STATISTICS (PANTHERS)

DATE	OPPONENT	P/S	TACKLES							INTERCEPTIONS					O. FUMB			ST			MISC		SCORE				
			TK	S	A	SK	YDS	TFL	YDS	QBH	NO	YDS	LG	TD	PD	FF	FR	TD	YDS	TK	S	A		FF	FR	S	A
09/07	at Jaguars	P	0	0	0	0.0	0.0	0	0	0	0	0	0	0	0	0	0	0	0	0	0	0	0	0	0	L	10-26
09/14	at Cardinals	P	0	0	0	0.0	0.0	0	0	0	0	0	0	0	0	0	0	0	0	1	1	0	0	0	0	L	22-27
09/21	Falcons	P	0	0	0	0.0	0.0	0	0	0	0	0	0	0	0	0	0	0	0	2	1	1	0	0	0	W	30-0
09/28	at Patriots	P	0	0	0	0.0	0.0	0	0	0	0	0	0	0	0	0	0	0	0	0	0	0	0	0	0	L	13-42
10/05	Dolphins	P	0	0	0	0.0	0.0	0	0	0	0	0	0	0	0	0	0	0	0	1	1	0	0	0	0	W	27-24
10/12	Cowboys	P	0	0	0	0.0	0.0	0	0	0	0	0	0	0	0	0	0	0	0	1	1	0	0	0	0	W	30-27
10/19	at Jets	P	0	0	0	0.0	0.0	0	0	0	0	0	0	0	0	0	0	0	0	2	0	2	0	0	0	W	13-6
10/26	Bills	P	0	0	0	0.0	0.0	0	0	0	0	0	0	0	0	0	0	0	0	1	0	1	0	0	0	L	9-40
11/02	at Packers	P	0	0	0	0.0	0.0	0	0	0	0	0	0	0	0	0	0	0	0	0	0	0	0	0	0	W	16-13
11/09	Saints	P	0	0	0	0.0	0.0	0	0	0	0	0	0	0	0	0	0	0	0	1	0	1	0	0	0	L	7-17
11/16	at Falcons	P	0	0	0	0.0	0.0	0	0	0	0	0	0	0	0	0	0	0	0	2	2	0	1	0	0	W	30-27+
11/24	at 49ers	P	6	1	5	0.0	0.0	1	3	0	0	0	0	0	0	0	0	0	0	0	0	0	0	0	0	L	9-20
11/30	Rams	P	0	0	0	0.0	0.0	0	0	0	0	0	0	0	0	0	0	0	0	0	0	0	0	0	0	W	31-28
2025 TOTALS		13-0	6	1	5	0.0	0.0	1	3	0	0	0	0	0	0	0	0	0	0	11	6	5	1	0	0	0	7-6
+ - Overtime																											



CADE
MAYS

CENTER

64

Hometown: Knoxville, Tenn.

College: Tennessee

Acquired: FA-24

HT6'6"

WT325

AGE26

4

4

CADE MAYS' NFL REGULAR SEASON STATISTICS

DATE	TEAM	GP	GS
2022	Panthers	11	2
2023	Panthers	16	5
2024	Panthers	11	8
2025	Panthers	10	8
NFL TOTALS		48	23



TETAIROA
MCMILLAN

WIDE RECEIVER | (tet-uh-row-uh)

4

Hometown: Waimānalo, Hawaii

College: Arizona

Acquired: D1-25

HT6'4"

WT219

AGE22

R

R

REGULAR SEASON COMPARISON: RECEIVING - NEW ORLEANS SAINTS

DATE	OPP	W/L	GP/GS	REC	YDS.	AVG.	TD	LG	TGTS	YAC
11/9/25	CAR vs. NO	L	S	5	60	12.0	0	26	8	12
TOTALS		0/1	1/1	5	60	12.0	0	26	8	12

TETAIROA MCMILLAN'S NFL REGULAR SEASON RECEIVING STATISTICS

		RECEIVING								
DATE	TEAM	GP	GS	NO.	YDS.	AVG.	LG	TD		
2025	Panthers	13	13	57	826	14.5	43t			6
NFL TOTALS		13	13	57	826	14.5	43T			6

SINGLE-GAME HIGHS: RECEIVING

- Receptions
- Receiving Yards
- Receiving Average
- Longest Receptions
- 8 at Atlanta Falcons, Nov 16, 2025
- 130 at Atlanta Falcons, Nov 16, 2025
- 16.7 at Arizona Cardinals, Sep 14, 2025
- 43t vs. Los Angeles Rams, Nov 30, 2025

- Receiving TDs
- All-Purpose Yards
- Most TDs
- Scrimmage Yards
- 2 at Atlanta Falcons, Nov 16, 2025
- ...1 more at 2.
- 130 at Atlanta Falcons, Nov 16, 2025
- 2 at Atlanta Falcons, Nov 16, 2025
- ...1 more at 2.
- 130 at Atlanta Falcons, Nov 16, 2025

100-YARD RECEIVING GAMES (2): REGULAR SEASON

DATE	TEAM	NO.	YDS.	AVG.	LG	TD
09/14/25	at Cardinals	6	100	16.7	40	0
11/16/25	at Falcons	8	130	16.3	39	2

2025 GAME-BY-GAME REGULAR-SEASON STATISTICS (PANTHERS)

		RECEIVING								
DATE	OPPONENT	P/S	NO.	YDS.	AVG.	LG	TD	W/L	SCORE	
09/07	at Jaguars	S	5	68	13.6	21	0	L	10-26	
09/14	at Cardinals	S	6	100	16.7	40	0	L	22-27	
09/21	Falcons	S	3	48	16.0	23	0	W	30-0	
09/28	at Patriots	S	4	62	15.5	22	0	L	13-42	
10/05	Dolphins	S	6	73	12.2	29	0	W	27-24	
10/12	Cowboys	S	3	29	9.7	19t	2	W	30-27	
10/19	at Jets	S	3	33	11.0	11	0	W	13-6	
10/26	Bills	S	7	99	14.1	19	0	L	9-40	
11/02	at Packers	S	4	46	11.5	16	0	W	16-13	
11/09	Saints	S	5	60	12.0	26	0	L	7-17	
11/16	at Falcons	S	8	130	16.3	39	2	W	30-27+	
11/24	at 49ers	S	2	35	17.5	29t	1	L	9-20	
11/30	Rams	S	1	43	43.0	43t	1	W	31-28	
2025 TOTALS		13-13	57	826	14.5	43T	6	7-6		

+ - Overtime



JAMES
MITCHELL

TIGHT END

85

Hometown: Big Stone Gap, Va.

College: Virginia Tech

Acquired: FA-24

HT6'4"

WT252

AGE26

1

3

REGULAR SEASON COMPARISON: RECEIVING - NEW ORLEANS SAINTS

DATE	OPP	W/L	GP/GS	REC	YDS.	AVG.	TD	LG	TGTS	YAC
12/3/23	DET @ NO	W	P	0	0	0	0	0	0	0
TOTALS		1/0	1/0	0	0	0	0	0	0	0

JAMES MITCHELL'S NFL REGULAR SEASON RUSHING/RECEIVING STATISTICS

DATE	TEAM	GP	GS	RECEIVING					RUSHING				
				NO.	YDS.	AVG.	LG	TD	NO.	YDS.	AVG.	LG	TD
2022	Lions	14	0	11	113	10.3	22	1	0	0	0.0	0	0
2023	Lions	15	1	2	28	14.0	24	0	0	0	0.0	0	0
2024	Lions	1	0	0	0	0.0	0	0	0	0	0.0	0	0
2025	Panthers	4	0	3	28	9.3	11	0	0	0	0.0	0	0
NFL TOTALS		34	1	16	169	10.6	24	1	0	0	0.0	0	0

SINGLE-GAME HIGHS: RECEIVING

- Receptions

2 at New England Patriots, Sep 28, 2025
...3 more at 2.
- Receiving Yards

31 at Carolina Panthers, Dec 24, 2022
- Longest Receptions

24 vs. Minnesota Vikings, Jan 07, 2024
- Receiving TDs

1 vs. Green Bay Packers, Nov 06, 2022

- All-Purpose Yards

31 at Carolina Panthers, Dec 24, 2022
- Most TDs


1 vs. Green Bay Packers, Nov 06, 2022
- Scrimmage Yards

31 at Carolina Panthers, Dec 24, 2022

2025 GAME-BY-GAME REGULAR-SEASON STATISTICS (PANTHERS)

DATE	OPPONENT	P/S	RECEIVING					RUSHING					W/L	SCORE
			NO.	YDS.	AVG.	LG	TD	NO.	YDS.	AVG.	LG	TD		
09/07	at Jaguars		ON INACTIVE LIST										L	10-26
09/14	at Cardinals		ON INACTIVE LIST										L	22-27
09/21	Falcons		ON INACTIVE LIST										W	30-0
09/28	at Patriots	P	2	17	8.5	9	0	0	0	0.0	0	0	L	13-42
10/05	Dolphins	P	1	11	11.0	11	0	0	0	0.0	0	0	W	27-24
10/12	Cowboys	P	0	0	0.0	0	0	0	0	0.0	0	0	W	30-27
10/19	at Jets		ON INACTIVE LIST										W	13-6
10/26	Bills		ON INACTIVE LIST										L	9-40
11/02	at Packers		ON INACTIVE LIST										W	16-13
11/09	Saints		ON INACTIVE LIST										L	7-17
11/16	at Falcons		ON INACTIVE LIST										W	30-27+
11/24	at 49ers		ON INACTIVE LIST										L	9-20
11/30	Rams	P	0	0	0.0	0	0	0	0	0.0	0	0	W	31-28
2025 TOTALS		4-0	3	28	9.3	11	0	0	0	0.0	0	0	7-6	

+ - Overtime



TRE'VON
MOEHRIG

SAFETY | (TRAY-von MAIR-igg)

7

Hometown: Spring Branch, Texas

College: TCU

Acquired: FA-25

HT6'2"

WT202

AGE26

1

5

REGULAR SEASON COMPARISON: DEFENSIVE - NEW ORLEANS SAINTS

DATE	OPP	W/L	GP/GS	TACKLES								MISC					
				TOT	SOLO	ASST	SACK	YDS.	INT	TFL	PD	QBH	TD	FF	FR		
10/30/22	LV @ NO	L	S	3	2	1	0.0	0.0	0	0	0	0	0	0	0		
12/29/24	LV @ NO	W	S	5	2	3	0.0	0.0	0	0	0	0	0	0	0		
11/9/25	CAR vs. NO	L	S	7	6	1	0.0	0.0	0	1	0	1	0	0	0		
TOTALS		1/2	3/3	15	10	5	0.0	0.0	0	1	0	1	0	0	0		

TRE'VON MOEHRIG'S NFL REGULAR SEASON DEFENSIVE STATISTICS

DATE	TEAM	GP	GS	TACKLES										INTERCEPTIONS					O. FUMB					ST					MISC				
				TK	S	A	TFL	YDS	SK	YDS	QBH	NO	YDS	LG	TD	PD	FF	FR	TD	YDS	TK	S	A	FF	FR	S	A	FF	FR	S	A		
2021	Raiders	17	17	52	33	19	0	0	0.0	0.0	0	1	35	35	0	6	0	0	0	0	3	3	0	0	0	0	0	0	0	0			
2022	Raiders	15	13	55	37	18	2	4	0.0	0.0	0	0	0	0	0	5	0	0	0	0	0	0	0	0	0	0	0	0	0				
2023	Raiders	17	17	83	65	18	1	13	2.0	13.0	2	3	41	25	0	8	0	0	0	0	0	0	0	0	0	0	0	0	0				
2024	Raiders	17	17	104	64	40	5	13	1.0	4.0	3	2	28	16	0	10	0	2	0	0	0	0	0	0	0	0	0	0	0				
2025	Panthers	12	12	81	50	31	10	32	1.0	7.0	5	1	36	36	0	2	0	0	0	0	0	0	0	0	0	0	0	0	0				
NFL TOTALS		78	76	375	249	126	18	62	4.0	24.0	10	7	140	36	0	31	0	2	0	0	3	3	0	0	0	0	0	0	0				

TRE'VON MOEHRIG'S NFL POSTSEASON DEFENSIVE STATISTICS

		TACKLES										INTERCEPTIONS					O. FUMB				ST				MISC			
DATE	TEAM	GP	GS	TK	S	A	TFL	YDS	SK	YDS	QBH	NO	YDS	LG	TD	PD	FF	FR	TD	YDS	TK	S	A	FF	FR	S	A	
2021	Raiders	1	1	1	1	0	0	0	0.0	0.0	0	0	0	0	0	0	0	0	0	0	0	0	0	0	0	0	0	
NFL TOTALS		1	1	1	1	0	0	0	0	0.0	0.0	0	0	0	0	0	0	0	0	0	0	0	0	0	0	0	0	

SINGLE-GAME HIGHS: DEFENSIVE

- Total Tackles13 at Cincinnati Bengals, Nov 03, 2024
- Solo Tackles8 at Cincinnati Bengals, Nov 03, 2024
- Sacks1.0 at New York Jets, Oct 19, 2025
- ...2 more at 1.0.
- Passes Defended3 at Tampa Bay Buccaneers, Dec 08, 2024
- Fumble Recoveries1 vs. Jacksonville Jaguars, Dec 22, 2024
- ...1 more at 1.

SINGLE-GAME HIGHS - POSTSEASON: DEFENSIVE

- Total Tackles1 at Cincinnati Bengals, Jan 15, 2022

- Tackles For Loss3 vs. Miami Dolphins, Oct 05, 2025
- ...1 more at 3.
- Interceptions1 at Green Bay Packers, Nov 02, 2025
- ...6 more at 1.
- Interception Return Yards35 at Denver Broncos, Oct 17, 2021
- Special Teams Tackles1 at Kansas City Chiefs, Dec 12, 2021
- ...2 more at 1.

- Solo Tackles1 at Cincinnati Bengals, Jan 15, 2022

[illegible]

+ - Overtime



TAYLOR
MOTON

TACKLE | (MOAT-In)

72

Hometown: Okemos, Mich.

College: Western Michigan

Acquired: D2b-17

HT6'5"

WT325

AGE31

9

9

TAYLOR MOTON'S NFL REGULAR SEASON STATISTICS

DATE	TEAM	GP	GS
2017	Panthers	16	0
2018	Panthers	16	16
2019	Panthers	16	16
2020	Panthers	16	16
2021	Panthers	17	17
2022	Panthers	17	17
2023	Panthers	17	17
2024	Panthers	14	14
2025	Panthers	12	11
NFL TOTALS		141	124

TAYLOR MOTON'S NFL POSTSEASON STATISTICS

DATE	TEAM	GP	GS
2017	Panthers	1	0
NFL TOTALS		1	0



YOSH
NIJMAN

TACKLE | (rhymes with Josh, NY-man)

Hometown: Maplewood, N.J.

College: Virginia Tech

Acquired: FA-24

HT6'7"

WT314

AGE29

2


6

YOSH NIJMAN'S NFL REGULAR SEASON STATISTICS

DATE	TEAM	GP	GS
2019	Packers	0	0
2020	Packers	16	0
2021	Packers	17	8
2022	Packers	17	13
2023	Packers	17	1
2024	Panthers	16	3
2025	Panthers	12	3
NFL TOTALS		95	28

YOSH NIJMAN'S NFL POSTSEASON STATISTICS

DATE	TEAM	GP	GS
2019	Packers	0	0
2020	Packers	2	0
2021	Packers	1	0
2023	Packers	2	0
NFL TOTALS		5	0



MAEMA

NJONGMETA

LINEBACKER | (moo-MUH jong-METT-uh)

55

Hometown: Buffalo Grove, Ill.

College: Wisconsin

Acquired: FA-25 (PS-Cin.

HT6'0"

WT232

AGE22

2

2

REGULAR SEASON COMPARISON: DEFENSIVE - NEW ORLEANS SAINTS

DATE	OPP	W/L	GP/GS	TACKLES										MISC			
				TOT	SOLO	ASST	SACK	YDS.	INT	TFL	PD	QBH	TD	FF	FR		
11/9/25	CAR vs. NO	L	P	0	0	0	0	0.0	0.0	0	0	0	0	0	0	0	0
TOTALS		0/1	1/0	0	0	0	0.0	0.0	0	0	0	0	0	0	0	0	0

MAEMA NJONGMETA'S NFL REGULAR SEASON DEFENSIVE STATISTICS

DATE	TEAM	GP	GS	TACKLES										INTERCEPTIONS				O. FUMB				ST				MISC			
				TK	S	A	TFL	YDS	SK	YDS	QBH	NO	YDS	LG	TD	PD	FF	FR	TD	YDS	TK	S	A	FF	FR	S	A		
2024	Bengals	17	1	6	4	2	0	0	0.0	0.0	0	0	0	0	0	0	0	1	0	0	7	3	4	0	1	0	0	0	0
2025	Bengals	0	0	0	0	0	0	0	0.0	0.0	0	0	0	0	0	0	0	0	0	0	0	0	0	0	0	0	0	0	0
2025	Panthers	11	0	0	0	0	0	0	0.0	0.0	0	0	0	0	0	0	0	0	0	0	8	3	5	0	0	0	0	0	0
2025	TOTAL	11	0	0	0	0	0	0	0.0	0.0	0	0	0	0	0	0	0	0	0	0	8	3	5	0	0	0	0	0	0
NFL TOTALS		28	1	6	4	2	0	0	0.0	0.0	0	0	0	0	0	0	0	1	0	0	15	6	9	0	1	0	0	0	0

SINGLE-GAME HIGHS: DEFENSIVE

Total Tackles	3 vs. Cleveland Browns, Dec 22, 2024	Special Teams Tackles	2 vs. Atlanta Falcons, Sep 21, 2025
---------------	--------------------------------------	-----------------------	-------------------------------------

2025 GAME-BY-GAME REGULAR-SEASON STATISTICS (BENGALS/PANTHERS)

DATE	OPPONENT	P/S	TACKLES							INTERCEPTIONS							O. FUMB				ST				MISC				SCORE			
			TK	S	A	SK	YDS	TFL	YDS	QBH	NO	YDS	LG	TD	PD	FF	FR	TD	YDS	TK	S	A	FF	FR	S	A	W/L					
09/07	at Browns		PRACTICE SQUAD																												W	17-16
09/14	Jaguars		PRACTICE SQUAD																												W	31-27
Went from Bengals to Panthers.																																
09/21	Falcons	P	0	0	0	0.0	0.0	0	0	0	0	0	0	0	0	0	0	0	2	1	1	0	0	0	0	W	30-0					
09/28	at Patriots	P	0	0	0	0.0	0.0	0	0	0	0	0	0	0	0	0	0	0	0	0	0	0	0	0	L	13-42						
10/05	Dolphins	P	0	0	0	0.0	0.0	0	0	0	0	0	0	0	0	0	0	0	1	0	1	0	0	0	0	W	27-24					
10/12	Cowboys	P	0	0	0	0.0	0.0	0	0	0	0	0	0	0	0	0	0	0	1	1	0	0	0	0	0	W	30-27					
10/19	at Jets	P	0	0	0	0.0	0.0	0	0	0	0	0	0	0	0	0	0	0	1	0	1	0	0	0	0	W	13-6					
10/26	Bills	P	0	0	0	0.0	0.0	0	0	0	0	0	0	0	0	0	0	0	0	0	0	0	0	0	L	9-40						
11/02	at Packers	P	0	0	0	0.0	0.0	0	0	0	0	0	0	0	0	0	0	0	1	0	1	0	0	0	0	W	16-13					
11/09	Saints	P	0	0	0	0.0	0.0	0	0	0	0	0	0	0	0	0	0	0	1	0	1	0	0	0	L	7-17						
11/16	at Falcons	P	0	0	0	0.0	0.0	0	0	0	0	0	0	0	0	0	0	0	1	1	0	0	0	0	0	W	30-27+					
11/24	at 49ers	P	0	0	0	0.0	0.0	0	0	0	0	0	0	0	0	0	0	0	0	0	0	0	0	0	L	9-20						
11/30	Rams	P	0	0	0	0.0	0.0	0	0	0	0	0	0	0	0	0	0	0	0	0	0	0	0	0	0	W	31-28					
2025 TOTALS		11-0	0	0	0	0.0	0.0	0	0	0	0	0	0	0	0	0	0	0	8	3	5	0	0	0	9-4							

+ - Overtime

[illegible]



LABRYAN
RAY

DEFENSIVE END

93

Hometown: Madison, Ala.

College: Alabama

Acquired: FA-23

HT6'4"

WT290

AGE28

3

3

REGULAR SEASON COMPARISON: DEFENSIVE - NEW ORLEANS SAINTS

DATE	OPP	W/L	GP/GS	TACKLES							INT	TFL	PD	QBH	MISC		
				TOT	SOLO	ASST	SACK	YDS.							TD	FF	FR
9/18/23	CAR vs. NO	L	P	0	0	0	0.0	0.0	0	0	0	0	0	0	0	0	0
12/10/23	CAR @ NO	L	S	2	1	1	0.0	0.0	0	0	0	0	0	0	0	0	0
11/3/24	CAR vs. NO	W	P	5	2	3	0.0	0.0	0	0	0	0	0	0	0	0	0
11/9/25	CAR vs. NO	L	P	0	0	0	0.0	0.0	0	0	0	0	0	0	0	0	0
TOTALS		1/3	4/1	7	3	4	0.0	0.0	0	0	0	0	0	0	0	0	0

LABRYAN RAY'S NFL REGULAR SEASON DEFENSIVE STATISTICS

		TACKLES										INTERCEPTIONS					O. FUMB				ST				MISC		
DATE	TEAM	GP	GS	TK	S	A	TFL	YDS	SK	YDS	QBH	NO	YDS	LG	TD	PD	FF	FR	TD	YDS	TK	S	A	FF	FR	S	A
2022	Patriots	0	0	0	0	0	0	0	0.0	0.0	0	0	0	0	0	0	0	0	0	0	0	0	0	0	0	0	0
2023	Panthers	17	1	19	7	12	0	0	0.0	0.0	0	0	0	0	0	0	0	0	0	0	0	0	0	0	0	0	0
2024	Panthers	16	9	41	15	26	2	6	1.0	5.0	2	0	0	0	0	0	0	0	0	0	0	0	0	0	0	0	0
2025	Panthers	9	0	9	6	3	0	0	0.0	0.0	0	0	0	0	0	0	0	0	0	0	0	0	0	0	0	0	0
NFL TOTALS		42	10	69	28	41	2	6	1.0	5.0	2	0	0	0	0	0	0	0	0	0	0	0	0	0	0	0	0

SINGLE-GAME HIGHS: DEFENSIVE

Total Tackles5 vs. New Orleans Saints, Nov 03, 2024
Solo Tackles3 vs. Cincinnati Bengals, Sep 29, 2024
...1 more at 3.

Sacks1.0 at Las Vegas Raiders, Sep 22, 2024
Tackles For Loss1 at Denver Broncos, Oct 27, 2024
...1 more at 1.

2025 GAME-BY-GAME REGULAR-SEASON STATISTICS (PANTHERS)

			TACKLES							INTERCEPTIONS							O. FUMB				ST			MISC						
DATE	OPPONENT	P/S	TK	S	A	SK	YDS	TFL	YDS	QBH	NO	YDS	LG	TD	PD	FF	FR	TD	YDS	TK	S	A	FF	FR	S	A	W/L	SCORE		
09/07	at Jaguars		INJURED RESERVE - DESIGNATED FOR RETURN																										L	10-26
09/14	at Cardinals		INJURED RESERVE - DESIGNATED FOR RETURN																										L	22-27
09/21	Falcons		INJURED RESERVE - DESIGNATED FOR RETURN																										W	30-0
09/28	at Patriots		INJURED RESERVE - DESIGNATED FOR RETURN																										L	13-42
10/05	Dolphins	P	2	2	0	0.0	0.0	0	0	0	0	0	0	0	0	0	0	0	0	0	0	0	0	0	0	0	W	27-24		
10/12	Cowboys	P	2	2	0	0.0	0.0	0	0	0	0	0	0	0	0	0	0	0	0	0	0	0	0	0	0	0	W	30-27		
10/19	at Jets	P	0	0	0	0.0	0.0	0	0	0	0	0	0	0	0	0	0	0	0	0	0	0	0	0	0	0	W	13-6		
10/26	Bills	P	0	0	0	0.0	0.0	0	0	0	0	0	0	0	0	0	0	0	0	0	0	0	0	0	0	0	L	9-40		
11/02	at Packers	P	0	0	0	0.0	0.0	0	0	0	0	0	0	0	0	0	0	0	0	0	0	0	0	0	0	0	W	16-13		
11/09	Saints	P	0	0	0	0.0	0.0	0	0	0	0	0	0	0	0	0	0	0	0	0	0	0	0	0	0	0	L	7-17		
11/16	at Falcons	P	1	0	1	0.0	0.0	0	0	0	0	0	0	0	0	0	0	0	0	0	0	0	0	0	0	0	W	30-27+		
11/24	at 49ers	P	3	2	1	0.0	0.0	0	0	0	0	0	0	0	0	0	0	0	0	0	0	0	0	0	0	0	L	9-20		
11/30	Rams	P	1	0	1	0.0	0.0	0	0	0	0	0	0	0	0	0	0	0	0	0	0	0	0	0	0	0	W	31-28		
2025 TOTALS		9-0	9	6	3	0.0	0.0	0	0	0	0	0	0	0	0	0	0	0	0	0	0	0	0	0	0	0	7-6			
+ - Overtime																														



HUNTER

RENFROW

WIDE RECEIVER

13

Hometown: Myrtle Beach, S.C.

College: Clemson

Acquired: FA-25

Awards:

Q 2021

HT 5'10"

WT 185

AGE 29

1

6

REGULAR SEASON COMPARISON: RECEIVING - NEW ORLEANS SAINTS

DATE	OPP	W/L	GP/GS	REC	YDS.	AVG.	TD	LG	TGTS	YAC
9/21/20	LV vs. NO	W	P	3	37	12.3	0	17	3	12
10/30/22	LV @ NO	L	P	1	6	6.0	0	6	2	2
TOTALS		1/1	2/0	4	43	10.8	0	17	5	14

HUNTER RENFROW'S NFL REGULAR SEASON RUSHING/RECEIVING STATISTICS

DATE	TEAM	GP	GS	RECEIVING					RUSHING				
				NO.	YDS.	AVG.	LG	TD	NO.	YDS.	AVG.	LG	TD
2019	Raiders	13	4	49	605	12.3	65t	4	0	0	0.0	0	0
2020	Raiders	16	6	56	656	11.7	53	2	0	0	0.0	0	0
2021	Raiders	17	9	103	1,038	10.1	54	9	3	3	1.0	5	0
2022	Raiders	10	1	36	330	9.2	27	2	0	0	0.0	0	0
2023	Raiders	17	3	25	255	10.2	38	0	0	0	0.0	0	0
2025	Panthers	6	2	15	89	5.9	15	2	0	0	0.0	0	0
NFL TOTALS		79	25	284	2,973	10.5	65T	19	3	3	1.0	5	0

HUNTER RENFROW'S NFL POSTSEASON RUSHING/RECEIVING STATISTICS

DATE	TEAM	GP	GS	RECEIVING					RUSHING				
				NO.	YDS.	AVG.	LG	TD	NO.	YDS.	AVG.	LG	TD
2021	Raiders	1	0	8	58	7.3	16	0	0	0	0.0	0	0
NFL TOTALS		1	0	8	58	7.3	16	0	0	0	0.0	0	0

HUNTER RENFROW'S NFL REGULAR SEASON RETURN STATISTICS

DATE	TEAM	NO.	FC	PUNT RETURNS			LG	TD
				YDS.	AVG.			
2019	Raiders	5	4	38	7.6		13	0
2020	Raiders	23	10	265	11.5		32	0
2021	Raiders	31	20	303	9.8		41	0
2022	Raiders	11	4	74	6.7		17	0
2023	Raiders	0	0	0	0.0		0	0
2025	Panthers	2	2	13	6.5		13	0
NFL TOTALS		72	40	693	9.6		41	0

SINGLE-GAME HIGHS: RUSHING/RECEIVING

- Rush Attempts

1 vs. Los Angeles Chargers, Jan 09, 2022
...2 more at 1.
- Rushing Yards

5 vs. Cincinnati Bengals, Nov 21, 2021
- Longest Runs

5 vs. Cincinnati Bengals, Nov 21, 2021
- Receptions

13 at Kansas City Chiefs, Dec 12, 2021
- Receiving Yards

134 at Dallas Cowboys, Nov 25, 2021
- Receiving Average

22.0 at Houston Texans, Oct 27, 2019
- Longest Receptions

65t at Houston Texans, Oct 27, 2019
- Receiving TDs

2 at Arizona Cardinals, Sep 14, 2025
...1 more at 2.
- All-Purpose Yards

170 at Dallas Cowboys, Nov 25, 2021

- Fair Catches

4 at Dallas Cowboys, Nov 25, 2021
...1 more at 4.
- Punt Return Yards

64 at Indianapolis Colts, Jan 02, 2022
- Longest Punt Return

41 at Indianapolis Colts, Jan 02, 2022
- Punt Returns

5 vs. Miami Dolphins, Dec 26, 2020
- Punt Return Average

21.3 at Indianapolis Colts, Jan 02, 2022
- Most TDs

2 at Arizona Cardinals, Sep 14, 2025
...1 more at 2.
- Miscellaneous Tackles

2 at Pittsburgh Steelers, Dec 24, 2022
- Scrimmage Yards

136 at Dallas Cowboys, Nov 25, 2021

SINGLE-GAME HIGHS - POSTSEASON: RUSHING/RECEIVING

Receptions 8 at Cincinnati Bengals, Jan 15, 2022
Receiving Yards 58 at Cincinnati Bengals, Jan 15, 2022
Receiving Average 7.3 at Cincinnati Bengals, Jan 15, 2022
Longest Receptions 16 at Cincinnati Bengals, Jan 15, 2022
9 at Cincinnati Bengals, Jan 15, 2022
7 at Cincinnati Bengals, Jan 15, 2022
7 at Cincinnati Bengals, Jan 15, 2022
6 at Cincinnati Bengals, Jan 15, 2022

All-Purpose Yards 58 at Cincinnati Bengals, Jan 15, 2022
Punt Returns 1 at Cincinnati Bengals, Jan 15, 2022
Scrimmage Yards 58 at Cincinnati Bengals, Jan 15, 2022

2025 GAME-BY-GAME REGULAR-SEASON STATISTICS (PANTHERS)

RECEIVING														RUSHING													
DATE	OPPONENT	P/S	NO.	YDS.	AVG.	LG	TD	NO.	YDS.	AVG.	LG	TD	W/L	SCORE													
09/07	at Jaguars	P	2	11	5.5	6	0	0	0	0.0	0	0	L	10-26													
09/14	at Cardinals	P	7	48	6.9	15	2	0	0	0.0	0	0	L	22-27													
09/21	Falcons	P	2	6	3.0	5	0	0	0	0.0	0	0	W	30-0													
09/28	at Patriots	S	2	10	5.0	5	0	0	0	0.0	0	0	L	13-42													
10/05	Dolphins	S	1	7	7.0	7	0	0	0	0.0	0	0	W	27-24													
10/12	Cowboys	P	1	7	7.0	7	0	0	0	0.0	0	0	W	30-27													
10/19	at Jets							ON INACTIVE LIST						W	13-6												
10/26	Bills							ON INACTIVE LIST						L	9-40												
11/02	at Packers							ON INACTIVE LIST						W	16-13												
11/09	Saints							ON INACTIVE LIST						L	7-17												
11/16	at Falcons							ON INACTIVE LIST						W	30-27+												
11/24	at 49ers							ON INACTIVE LIST						L	9-20												
11/30	Rams							ON INACTIVE LIST						W	31-28												
2025 TOTALS		6-2	15	89	5.9	15	2	0	0	0.0	0	0	7-6														
+ - Overtime																											

TACKLES											INTERCEPTIONS				O. FUMB			ST			MISC							
DATE	OPPONENT	P/S	TK	S	A	SK	YDS	TFL	YDS	QBH	NO	YDS	LG	TD	PD	FF	FR	TD	YDS	TK	S	A	FF	FR	S	A	W/L	SCORE
09/07	at Jaguars	P	0	0	0	0.0	0.0	0	0	0	0	0	0	0	0	0	0	0	0	1	0	1	0	0	0	0	L	10-26
09/14	at Cardinals	P	0	0	0	0.0	0.0	0	0	0	0	0	0	0	0	0	0	0	0	0	0	0	0	0	0	0	L	22-27
09/21	Falcons	P	2	1	1	0.0	0.0	0	0	0	0	0	0	0	0	0	1	0	0	0	0	0	0	0	0	0	W	30-0
09/28	at Patriots	P	0	0	0	0.0	0.0	0	0	0	0	0	0	0	0	0	0	0	0	0	0	0	0	0	0	0	L	13-42
10/05	Dolphins	P	0	0	0	0.0	0.0	0	0	0	0	0	0	0	0	0	0	0	0	0	0	0	0	0	0	0	W	27-24
10/12	Cowboys	P	0	0	0	0.0	0.0	0	0	0	0	0	0	0	0	0	0	0	0	0	0	0	0	0	0	0	W	30-27
10/19	at Jets	P	0	0	0	0.0	0.0	0	0	0	0	0	0	0	0	0	0	0	0	0	0	0	0	0	0	0	W	13-6
10/26	Bills	P	0	0	0	0.0	0.0	0	0	0	0	0	0	0	0	0	0	0	0	0	0	0	0	0	0	0	L	9-40
11/02	at Packers	P	0	0	0	0.0	0.0	0	0	0	0	0	0	0	0	0	0	0	0	1	0	1	0	0	0	0	W	16-13
11/09	Saints	P	0	0	0	0.0	0.0	0	0	0	0	0	0	0	0	0	0	0	0	0	0	0	0	0	0	0	L	7-17
11/16	at Falcons	P	0	0	0	0.0	0.0	0	0	0	0	0	0	0	0	0	0	0	0	0	0	0	0	0	0	0	W	30-27+
11/24	at 49ers	P	0	0	0	0.0	0.0	0	0	0	0	0	0	0	0	0	0	0	0	1	1	0	0	0	0	0	L	9-20
11/30	Rams	S	2	1	1	0.0	0.0	0	0	0	0	0	0	0	0	0	0	0	0	0	0	0	0	0	0	0	W	31-28
2025 TOTALS		13-1	4	2	2	0.0	0.0	0	0	0	0	0	0	0	0	0	1	0	0	3	1	2	0	0	0	0	7-6	
+ - Overtime																												



A'SHAWN

ROBINSON

DEFENSIVE END

94

Hometown: Fort Worth, Texas

College: Alabama

Acquired: FA-24

HT6'4"

WT330

AGE30

2

10

REGULAR SEASON COMPARISON: DEFENSIVE - NEW ORLEANS SAINTS

DATE	OPP	W/L	GP/GS	TACKLES						INT	TFL	PD	QBH	MISC		
				TOT	SOLO	ASST	SACK	YDS.						TD	FF	FR
12/4/16	DET @ NO	W	P	2	2	0	0.0	0.0	0	0	1	0	0	0	0	0
10/15/17	DET @ NO	L	S	7	4	3	0.0	0.0	1	0	2	0	1	0	0	0
11/20/22	LA @ NO	L	S	3	2	1	0.0	0.0	0	0	0	0	0	0	0	0
12/17/23	NYG @ NO	L	S	8	7	1	0.0	0.0	0	0	0	0	0	0	0	0
9/8/24	CAR @ NO	L	S	9	5	4	0.0	0.0	0	0	0	0	0	0	0	0
11/3/24	CAR vs. NO	W	S	6	4	2	0.0	0.0	0	0	0	1	0	0	0	0
11/9/25	CAR vs. NO	L	P	4	2	2	0.0	0.0	0	0	0	0	0	0	0	0
TOTALS		2/5	7/5	39	26	13	0.0	0.0	1	0	3	1	1	0	0	0

A'SHAWN ROBINSON'S NFL REGULAR SEASON DEFENSIVE STATISTICS

		TACKLES										INTERCEPTIONS				O. FUMB			ST		MISC						
DATE	TEAM	GP	GS	TK	S	A	TFL	YDS	SK	YDS	QBH	NO	YDS	LG	TD	PD	FF	FR	TD	YDS	TK	S	A	FF	FR	S	A
2016	Lions	16	5	30	22	8	6	16	2.0	5.0	2	0	0	0	0	7	0	0	0	0	0	0	0	0	0	0	0
2017	Lions	16	16	53	32	21	4	7	0.5	4.5	6	1	2	2t	1	6	1	0	0	0	0	0	0	0	0	0	0
2018	Lions	13	7	49	34	15	3	11	1.0	8.0	4	0	0	0	0	0	1	1	0	0	0	0	0	0	0	0	0
2019	Lions	13	9	40	32	8	3	4	1.5	6.0	2	0	0	0	0	3	1	2	0	3	0	0	0	0	0	0	0
2020	Rams	8	0	12	6	6	0	0	0.0	0.0	1	0	0	0	0	1	0	0	0	0	0	0	0	0	0	0	0
2021	Rams	17	14	67	33	34	2	12	2.0	25.0	2	0	0	0	0	0	2	0	0	0	0	0	0	0	0	0	0
2022	Rams	10	10	42	22	20	2	0	0.0	0.0	3	0	0	0	0	0	0	0	0	0	0	0	0	0	0	0	0
2023	Giants	17	13	62	34	28	6	4	0.0	0.0	1	0	0	0	0	2	0	0	0	0	0	0	0	0	0	0	0
2024	Panthers	16	16	80	43	37	8	45	5.5	45.5	8	0	0	0	0	1	1	0	0	0	0	0	0	0	0	0	0
2025	Panthers	13	12	46	19	27	3	25	2.5	28.0	6	0	0	0	0	3	0	0	0	0	0	0	0	0	0	0	0
NFL TOTALS		139	102	481	277	204	37	124	15.0	122.0	35	1	2	2T	1	23	6	3	0	3	0	0	0	0	0	0	0

A'SHAWN ROBINSON'S NFL POSTSEASON DEFENSIVE STATISTICS

TACKLES													INTERCEPTIONS				O. FUMB			ST			MISC				
DATE	TEAM	GP	GS	TK	S	A	TFL	YDS	SK	YDS	QBH	NO	YDS	LG	TD	PD	FF	FR	TD	YDS	TK	S	A	FF	FR	S	A
2016	Lions	1	1	7	2	5	0	0	0.0	0.0	0	0	0	0	0	0	0	0	0	0	0	0	0	0	0	0	0
2020	Rams	2	0	6	4	2	0	0	0.0	0.0	0	0	0	0	0	0	1	0	0	0	0	0	0	0	0	0	0
2021	Rams	4	4	22	12	10	1	2	1.0	2.0	1	0	0	0	0	0	0	0	0	0	0	0	0	0	0	0	0
NFL TOTALS		7	5	35	18	17	1	2	1.0	2.0	1	0	0	0	0	0	1	0	0	0	0	0	0	0	0	0	0

SINGLE-GAME HIGHS: DEFENSIVE

- Total Tackles9 at New Orleans Saints, Sep 08, 2024
- Solo Tackles7 at New Orleans Saints, Dec 17, 2023
- Sacks2.0 at Denver Broncos, Oct 27, 2024
- Passes Defensed2 vs. Dallas Cowboys, Oct 12, 2025
- ...1 more at 2.
- Forced Fumbles1 vs. New York Giants, Nov 10, 2024
- ...5 more at 1.

- Fumble Recoveries1 vs. Kansas City Chiefs, Sep 29, 2019
- ...2 more at 1.
- Tackles For Loss2 vs. Miami Dolphins, Oct 05, 2025
- ...3 more at 2.
- Interceptions1 at New Orleans Saints, Oct 15, 2017
- Interception Return Yards2 at New Orleans Saints, Oct 15, 2017
- Longest Opp Fumble Return3 vs. Kansas City Chiefs, Sep 29, 2019

SINGLE-GAME HIGHS - POSTSEASON: DEFENSIVE

Total Tackles 7 vs. Arizona Cardinals, Jan 17, 2022
7 at Seattle Seahawks, Jan 07, 2017
6 at Cincinnati Bengals, Feb 13, 2022
6 vs. San Francisco 49ers, Jan 30, 2022
4 at Seattle Seahawks, Jan 09, 2021

Solo Tackles 5 at Cincinnati Bengals, Feb 13, 2022
3 vs. San Francisco 49ers, Jan 30, 2022
3 vs. Arizona Cardinals, Jan 17, 2022
3 at Seattle Seahawks, Jan 09, 2021
2 at Seattle Seahawks, Jan 07, 2017

Sacks 1.0 at Cincinnati Bengals, Feb 13, 2022

Forced Fumbles	1 at Green Bay Packers, Jan 16, 2021
Tackles For Loss	1 at Cincinnati Bengals, Feb 13, 2022

2025 GAME-BY-GAME REGULAR-SEASON STATISTICS (PANTHERS)

			TACKLES								INTERCEPTIONS				O. FUMB			ST				MISC						
DATE	OPPONENT	P/S	TK	S	A	SK	YDS	TFL	YDS	QBH	NO	YDS	LG	TD	PD	FF	FR	TD	YDS	TK	S	A	FF	FR	S	A	W/L	SCORE
09/07	at Jaguars	S	6	4	2	0.0	0.0	0	0	1	0	0	0	0	0	0	0	0	0	0	0	0	0	0	0	0	L	10-26
09/14	at Cardinals	S	1	0	1	0.0	0.0	0	0	0	0	0	0	0	0	0	0	0	0	0	0	0	0	0	0	0	L	22-27
09/21	Falcons	S	2	1	1	0.0	0.0	0	0	0	0	0	0	0	0	0	0	0	0	0	0	0	0	0	0	0	W	30-0
09/28	at Patriots	S	6	1	5	0.0	0.0	0	0	0	0	0	0	0	0	0	0	0	0	0	0	0	0	0	0	0	L	13-42
10/05	Dolphins	S	3	2	1	1.0	10.0	2	15	1	0	0	0	0	0	0	0	0	0	0	0	0	0	0	0	0	W	27-24
10/12	Cowboys	S	3	2	1	0.0	0.0	0	0	0	0	0	0	0	2	0	0	0	0	0	0	0	0	0	0	0	W	30-27
10/19	at Jets	S	4	3	1	1.0	10.0	1	10	1	0	0	0	0	0	0	0	0	0	0	0	0	0	0	0	0	W	13-6
10/26	Bills	S	3	1	2	0.5	8.0	0	0	1	0	0	0	0	0	0	0	0	0	0	0	0	0	0	0	0	L	9-40
11/02	at Packers	S	2	0	2	0.0	0.0	0	0	1	0	0	0	0	0	0	0	0	0	0	0	0	0	0	0	0	W	16-13
11/09	Saints	P	4	2	2	0.0	0.0	0	0	0	0	0	0	0	0	0	0	0	0	0	0	0	0	0	0	0	L	7-17
11/16	at Falcons	S	2	2	0.0	0.0	0.0	0	0	0	0	0	0	0	0	0	0	0	0	0	0	0	0	0	0	0	W	30-27+
11/24	at 49ers	S	7	1	6	0.0	0.0	0	0	1	0	0	0	0	0	0	0	0	0	0	0	0	0	0	0	0	L	9-20
11/30	Rams	S	3	2	1	0.0	0.0	0	0	0	0	0	0	0	1	0	0	0	0	0	0	0	0	0	0	0	W	31-28
2025 TOTALS		13-12	46	19	27	2.5	28.0	3	25	6	0	0	0	0	3	0	0	0	0	0	0	0	0	0	0	0	7-6	
+ - Overtime																												



ROBERT
ROCHELL

CORNERBACK | (roh-SHELL)

33

Hometown: Shreveport, La.

College: Central Arkansas

Acquired: FA-25 (PS-Dal.)

HT6'0"

WT195

AGE27

1

5

REGULAR SEASON COMPARISON: DEFENSIVE - NEW ORLEANS SAINTS

TACKLES													MISC		
DATE	OPP	W/L	GP/GS	TOT	SOLO	ASST	SACK	YDS.	INT	TFL	PD	QBH	TD	FF	FR
11/20/22	LA @ NO	L	P	0	0	0	0.0	0.0	0	0	0	0	0	0	0
12/23/24	GB vs. NO	W	P	0	0	0	0.0	0.0	0	0	0	0	0	0	0
TOTALS		1/1	2/0	0	0	0	0.0	0.0	0	0	0	0	0	0	0

ROBERT ROCHELL'S NFL REGULAR SEASON DEFENSIVE STATISTICS

TACKLES													INTERCEPTIONS				O. FUMB				ST				MISC			
DATE	TEAM	GP	GS	TK	S	A	TFL	YDS	SK	YDS	QBH	NO	YDS	LG	TD	PD	FF	FR	TD	YDS	TK	S	A	FF	FR	S	A	
2021	Rams	11	5	14	11	3	0	0	0.0	0.0	0	1	1	1	0	4	0	0	0	0	0	0	0	0	0	1	0	0
2022	Rams	17	0	1	1	0	0	0	0.0	0.0	0	0	0	0	0	0	0	0	0	0	4	4	0	0	0	1	0	0
2023	Packers	9	0	0	0	0	0	0	0.0	0.0	0	0	0	0	0	0	0	0	0	0	4	4	0	0	0	0	0	0
2024	Packers	11	0	0	0	0	0	0	0.0	0.0	0	0	0	0	0	0	0	0	0	0	2	2	0	0	1	0	0	0
2025	Cowboys	2	0	0	0	0	0	0	0.0	0.0	0	0	0	0	0	0	0	0	0	0	1	0	1	0	0	0	0	0
NFL TOTALS		50	5	15	12	3	0	0	0.0	0.0	0	1	1	1	0	4	0	0	0	0	11	10	1	0	3	0	0	0

ROBERT ROCHELL'S NFL POSTSEASON DEFENSIVE STATISTICS

		TACKLES										INTERCEPTIONS				O. FUMB			ST			MISC					
DATE	TEAM	GP	GS	TK	S	A	TFL	YDS	SK	YDS	QBH	NO	YDS	LG	TD	PD	FF	FR	TD	YDS	TK	S	A	FF	FR	S	A
2021	Rams	0	0	0	0	0	0	0	0.0	0.0	0	0	0	0	0	0	0	0	0	0	0	0	0	0	0	0	0
2023	Packers	2	0	0	0	0	0	0	0.0	0.0	0	0	0	0	0	0	0	0	0	0	0	0	0	0	0	0	0
2024	Packers	1	0	0	0	0	0	0	0.0	0.0	0	0	0	0	0	0	0	0	0	0	0	0	0	0	0	0	0
NFL TOTALS		3	0	0	0	0	0	0	0.0	0.0	0	0	0	0	0	0	0	0	0	0	0	0	0	0	0	0	0

SINGLE-GAME HIGHS: DEFENSIVE

Total Tackles5 at New York Giants, Oct 17, 2021
Solo Tackles4 at New York Giants, Oct 17, 2021
Passes Defensed1 vs. Detroit Lions, Oct 24, 2021
...3 more at 1.

Interceptions1 at New York Giants, Oct 17, 2021
Interception Return Yards1 at New York Giants, Oct 17, 2021
Special Teams Fumble Recoveries1 at Green Bay Packers, Nov 28, 2021

TACKLES										INTERCEPTIONS				O. FUMB				ST			MISC							
DATE	OPPONENT	P/S	TK	S	A	SK	YDS	TFL	YDS	QBH	NO	YDS	LG	TD	PD	FF	FR	TD	YDS	TK	S	A	FF	FR	S	A	W/L	SCORE
09/04	at Eagles		PRACTICE SQUAD																				L	20-24				
09/14	Giants	P	0	0	0	0.0	0.0	0	0	0	0	0	0	0	0	0	0	0	0	1	0	1	0	0	0	0	W	40-37+
09/21	at Bears	P	0	0	0	0.0	0.0	0	0	0	0	0	0	0	0	0	0	0	0	0	0	0	0	0	0	0	L	14-31
09/28	Packers		PRACTICE SQUAD																				T	40-40+				
10/05	at Jets		PRACTICE SQUAD																				W	37-22				
10/12	at Panthers		PRACTICE SQUAD																				L	27-30				
10/19	Commanders		PRACTICE SQUAD																				W	44-22				
10/26	at Broncos		PRACTICE SQUAD																				L	24-44				
11/03	Cardinals		PRACTICE SQUAD																				L	17-27				
11/17	at Raiders		PRACTICE SQUAD																				W	33-16				
11/23	Eagles		PRACTICE SQUAD																				W	24-21				
11/27	Chiefs		PRACTICE SQUAD																				W	31-28				
12/04	at Lions		PRACTICE SQUAD																				L	30-44				
2025 TOTALS		2-0	0	0	0	0.0	0.0	0	0	0	0	0	0	0	0	0	0	0	0	1	0	1	0	0	0	0	6-6-1	
+ - Overtime																												

			TACKLES							INTERCEPTIONS							O. FUMB			ST			MISC						
DATE	OPPONENT	P/S	TK	S	A	SK	YDS	TFL	YDS	QBH	NO	YDS	LG	TD	PD	FF	FR	TD	YDS	TK	S	A	FF	FR	S	A	W/L/T	SCORE	
09/06	at Eagles		PRACTICE SQUAD																								L	29-34	
09/15	Colts		PRACTICE SQUAD																								W	16-10	
09/22	at Titans	P	0	0	0	0.0	0.0	0	0	0	0	0	0	0	0	0	0	0	0	1	1	0	0	0	0	0	0	W	30-14
09/29	Vikings	P	0	0	0	0.0	0.0	0	0	0	0	0	0	0	0	0	0	0	0	0	0	0	0	0	0	0	0	L	29-31
10/06	at Rams	P	0	0	0	0.0	0.0	0	0	0	0	0	0	0	0	0	0	0	0	0	0	0	0	0	0	0	0	W	24-19
10/13	Cardinals		PRACTICE SQUAD																								W	34-13	
10/20	Texans		PRACTICE SQUAD																								W	24-22	
10/27	at Jaguars	P	0	0	0	0.0	0.0	0	0	0	0	0	0	0	0	0	0	0	0	0	0	0	0	0	0	0	0	W	30-27
11/03	Lions		PRACTICE SQUAD																								L	14-24	
11/17	at Bears		INACTIVE																								W	20-19	
11/24	49ers	P	0	0	0	0.0	0.0	0	0	0	0	0	0	0	0	0	0	0	0	0	0	0	0	0	0	0	0	W	38-10
11/28	Dolphins	P	0	0	0	0.0	0.0	0	0	0	0	0	0	0	0	0	0	0	0	0	0	0	1	0	0	0	0	W	30-17
12/05	at Lions	P	0	0	0	0.0	0.0	0	0	0	0	0	0	0	0	0	0	0	0	0	0	0	0	0	0	0	0	L	31-34
12/15	at Seahawks	P	0	0	0	0.0	0.0	0	0	0	0	0	0	0	0	0	0	0	0	1	1	0	0	0	0	0	0	W	30-13
12/23	Saints	P	0	0	0	0.0	0.0	0	0	0	0	0	0	0	0	0	0	0	0	0	0	0	0	0	0	0	0	W	34-0
12/29	at Vikings	P	0	0	0	0.0	0.0	0	0	0	0	0	0	0	0	0	0	0	0	0	0	0	0	0	0	0	0	L	25-27
01/05	Bears	P	0	0	0	0.0	0.0	0	0	0	0	0	0	0	0	0	0	0	0	0	0	0	0	0	0	0	0	L	22-24
2024 TOTALS	11-0		0	0	0	0.0	0.0	0	0	0	0	0	0	0	0	0	0	0	0	2	2	0	1	0	0	0	11-6		

[illegible]



CHRISTIAN
ROZEBOOM

LINEBACKER | (ROSE-boom)

56

Hometown: Sioux Center, Iowa

College: South Dakota State

Acquired: FA-25

HT6'2"

WT237

AGE28

1

5

REGULAR SEASON COMPARISON: DEFENSIVE - NEW ORLEANS SAINTS

TACKLES													MISC		
DATE	OPP	W/L	GP/GS	TOT	SOLO	ASST	SACK	YDS.	INT	TFL	PD	QBH	TD	FF	FR
11/20/22	LA @ NO	L	P	0	0	0	0.0	0.0	0	0	0	0	0	0	0
12/21/23	LA vs. NO	W	P	5	2	3	0.0	0.0	0	0	0	0	0	0	0
12/1/24	LA @ NO	W	S	12	7	5	0.0	0.0	0	1	1	0	0	0	0
11/9/25	CAR vs. NO	L	S	4	2	2	0.0	0.0	0	0	0	0	0	0	0
TOTALS		2/2	4/2	21	11	10	0.0	0.0	0	1	1	0	0	0	0

CHRISTIAN ROZEBOOM'S NFL REGULAR SEASON DEFENSIVE STATISTICS

		TACKLES										INTERCEPTIONS					O. FUMB			ST			MISC				
DATE	TEAM	GP	GS	TK	S	A	TFL	YDS	SK	YDS	QBH	NO	YDS	LG	TD	PD	FF	FR	TD	YDS	TK	S	A	FF	FR	S	A
2020	Rams	0	0	0	0	0	0	0	0.0	0.0	0	0	0	0	0	0	0	0	0	0	0	0	0	0	0	0	0
2021	Chiefs	1	0	0	0	0	0	0	0.0	0.0	0	0	0	0	0	0	0	0	0	0	1	1	0	0	0	0	0
2021	Rams	9	0	0	0	0	0	0	0.0	0.0	0	0	0	0	0	0	0	0	0	0	2	2	0	0	0	0	0
2021	TOTAL	10	0	0	0	0	0	0	0.0	0.0	0	0	0	0	0	0	0	0	0	0	3	3	0	0	0	0	0
2022	Rams	17	0	1	1	0	0	0	0.0	0.0	0	0	0	0	0	0	0	0	0	0	7	2	5	0	0	0	0
2023	Rams	17	5	77	47	30	2	5	0.0	0.0	2	1	0	0	0	4	0	0	0	0	2	1	1	0	0	0	0
2024	Rams	17	11	133	69	64	5	33	1.0	6.0	1	1	16	16	0	4	0	0	0	0	2	0	2	0	0	0	0
2025	Panthers	11	11	91	43	48	5	9	0.0	0.0	0	0	0	0	1	1	1	0	0	0	0	0	0	0	0	0	0
NFL TOTALS		72	27	302	160	142	12	47	1.0	6.0	3	2	16	16	0	9	1	0	0	0	14	6	8	0	0	0	0

CHRISTIAN ROZEBOOM'S NFL POSTSEASON DEFENSIVE STATISTICS

		TACKLES										INTERCEPTIONS				O. FUMB			ST				MISC				
DATE	TEAM	GP	GS	TK	S	A	TFL	YDS	SK	YDS	QBH	NO	YDS	LG	TD	PD	FF	FR	TD	YDS	TK	S	A	FF	FR	S	A
2020	Rams	0	0	0	0	0	0	0	0.0	0.0	0	0	0	0	0	0	0	0	0	0	0	0	0	0	0	0	0
2021	Rams	4	0	0	0	0	0	0	0.0	0.0	0	0	0	0	0	0	0	0	0	0	1	1	0	0	0	0	0
2023	Rams	1	1	4	2	2	1	5	0.0	0.0	0	0	0	0	0	0	0	0	0	0	0	0	0	0	0	0	0
2024	Rams	2	2	15	11	4	0	0	0.0	0.0	0	0	0	0	0	0	0	0	0	0	0	0	0	0	0	0	0
NFL TOTALS		7	3	19	13	6	1	5	0.0	0.0	0	0	0	0	0	0	0	0	0	0	1	1	0	0	0	0	0

SINGLE-GAME HIGHS: DEFENSIVE

- Total Tackles15 at Green Bay Packers, Nov 02, 2025
- Solo Tackles8 at Seattle Seahawks, Nov 03, 2024
- Sacks1.0 at San Francisco 49ers, Dec 12, 2024
- Passes Defensed3 vs. Miami Dolphins, Nov 11, 2024
- Forced Fumbles1 at Green Bay Packers, Nov 02, 2025

- Tackles For Loss2 vs. Buffalo Bills, Oct 26, 2025
...1 more at 2.
- Interceptions1 vs. Miami Dolphins, Nov 11, 2024
...1 more at 1.
- Interception Return Yards16 vs. Miami Dolphins, Nov 11, 2024
- Special Teams Tackles2 vs. San Francisco 49ers, Oct 30, 2022

SINGLE-GAME HIGHS - POSTSEASON: DEFENSIVE

- Total Tackles8 at Philadelphia Eagles, Jan 19, 2025
- 7 vs. Minnesota Vikings, Jan 13, 2025
- 4 at Detroit Lions, Jan 14, 2024
- Solo Tackles7 at Philadelphia Eagles, Jan 19, 2025
- 4 vs. Minnesota Vikings, Jan 13, 2025
- 2 at Detroit Lions, Jan 14, 2024

- Tackles For Loss1 at Detroit Lions, Jan 14, 2024
- Special Teams Tackles1 at Tampa Bay Buccaneers, Jan 23, 2022

[illegible]

+ - Overtime



NICK
SAMAC

CENTER | (SAY-mack)

60

Hometown: Mentor, Ohio

College: Michigan State

Acquired: FA-25 (PS-Bal.)

HT6'4"

WT314

AGE24

1

2

NICK SAMAC'S NFL REGULAR SEASON STATISTICS

DATE	TEAM	GP	GS
2024	Ravens	0	0
2025	Ravens	0	0
2025	Panthers	1	0
2025	TOTAL	1	0
NFL TOTALS		1	0

NICK SAMAC'S NFL POSTSEASON STATISTICS

DATE	TEAM	GP	GS
2024	Ravens	0	0
NFL TOTALS		0	0



JA'TAVION SANDERS

TIGHT END

0

Hometown: Denton, Texas

College: Texas

Acquired: D4-24

HT6'4"

WT243

AGE22

2

2

REGULAR SEASON COMPARISON: RECEIVING - NEW ORLEANS SAINTS

DATE	OPP	W/L	GP/GS	REC	YDS.	AVG.	TD	LG	TGTS	YAC
9/8/24	CAR @ NO	L	S	1	4	4.0	0	4	1	7
11/3/24	CAR vs. NO	W	S	4	87	21.8	0	46	5	61
11/9/25	CAR vs. NO	L	P	5	32	6.4	0	13	5	17
TOTALS		1/2	3/2	10	123	12.3	0	46	11	85

JA'TAVION SANDERS' NFL REGULAR SEASON RECEIVING STATISTICS

RECEIVING									
DATE	TEAM	GP	GS	NO.	YDS.	AVG.	LG	TD	
2024	Panthers	16	8	33	342	10.4	46	1	
2025	Panthers	10	3	25	176	7.0	18	0	
NFL TOTALS		26	11	58	518	8.9	46	1	

SINGLE-GAME HIGHS: RUSHING/RECEIVING

Receptions	7 at Arizona Cardinals, Sep 14, 2025	All-Purpose Yards	87 vs. New Orleans Saints, Nov 03, 2024
Receiving Yards	87 vs. New Orleans Saints, Nov 03, 2024	Most TDs	1 vs. New York Giants, Nov 10, 2024
Receiving Average	21.8 vs. New Orleans Saints, Nov 03, 2024	Longest Own Fumble Return	2 at Washington Commanders, Oct 20, 2024
Longest Receptions	46 vs. New Orleans Saints, Nov 03, 2024	Scrimmage Yards	87 vs. New Orleans Saints, Nov 03, 2024

2025 GAME-BY-GAME REGULAR-SEASON STATISTICS (PANTHERS)

RECEIVING								RUSHING							
DATE	OPPONENT	P/S	NO.	YDS.	AVG.	LG	TD	NO.	YDS.	AVG.	LG	TD	W/L	SCORE	
09/07	at Jaguars	S	2	27	13.5	18	0	0	0	0.0	0	0	L	10-26	
09/14	at Cardinals	S	7	54	7.7	12	0	0	0	0.0	0	0	L	22-27	
09/21	Falcons	S	2	11	5.5	7	0	0	0	0.0	0	0	W	30-0	
09/28	at Patriots		ON INACTIVE LIST											L	13-42
10/05	Dolphins		ON INACTIVE LIST											W	27-24
10/12	Cowboys		ON INACTIVE LIST											W	30-27
10/19	at Jets	P	0	0	0.0	0	0	0	0	0.0	0	0	W	13-6	
10/26	Bills	P	3	19	6.3	9	0	0	0	0.0	0	0	L	9-40	
11/02	at Packers	P	1	5	5.0	5	0	0	0	0.0	0	0	W	16-13	
11/09	Saints	P	5	32	6.4	13	0	0	0	0.0	0	0	L	7-17	
11/16	at Falcons	P	4	22	5.5	10	0	0	0	0.0	0	0	W	30-27+	
11/24	at 49ers	P	1	6	6.0	6	0	0	0	0.0	0	0	L	9-20	
11/30	Rams	P	0	0	0.0	0	0	0	0	0.0	0	0	W	31-28	
2025 TOTALS		10-3	25	176	7.0	18	0	0	0	0.0	0	0	7-6		
+ - Overtime															



NICK
SCOTT

SAFETY

21

Hometown: Fairfax, Va.

College: Penn State

Acquired: FA-25

HT5'11"

WT201

AGE30

2

7

REGULAR SEASON COMPARISON: DEFENSIVE - NEW ORLEANS SAINTS

DATE	OPP	W/L	GP/GS	TACKLES							MISC						
				TOT	SOLO	ASST	SACK	YDS.	INT	TFL	PD	QBH	TD	FF	FR		
9/15/19	LA vs. NO	W	P	0	0	0	0.0	0.0	0	0	0	0	0	0	0	0	0
11/20/22	LA @ NO	L	S	5	2	3	0.0	0.0	0	0	0	0	0	0	0	0	0
9/8/24	CAR @ NO	L	P	0	0	0	0.0	0.0	0	0	1	0	0	0	0	0	0
11/9/25	CAR vs. NO	L	S	6	4	2	0.0	0.0	0	0	0	0	0	0	0	0	0
TOTALS		1/3	4/2	11	6	5	0.0	0.0	0	0	1	0	0	0	0	0	0

NICK SCOTT'S NFL REGULAR SEASON DEFENSIVE STATISTICS

		TACKLES										INTERCEPTIONS					O. FUMB				ST				MISC		
DATE	TEAM	GP	GS	TK	S	A	TFL	YDS	SK	YDS	QBH	NO	YDS	LG	TD	PD	FF	FR	TD	YDS	TK	S	A	FF	FR	S	A
2019	Rams	16	0	2	1	1	0	0	0.0	0.0	0	0	0	0	0	0	0	0	0	0	6	5	1	0	0	0	0
2020	Rams	15	0	14	10	4	0	0	0.0	0.0	0	0	0	0	0	0	0	0	0	0	2	1	1	0	0	0	0
2021	Rams	17	1	41	24	17	0	0	0.0	0.0	0	2	3	3	0	4	0	0	0	0	6	4	2	0	0	0	0
2022	Rams	16	16	83	54	29	1	1	0.0	0.0	0	2	0	0	0	5	2	0	0	0	3	2	1	0	0	0	0
2023	Bengals	17	10	56	35	21	1	0	0.0	0.0	1	0	0	0	0	0	0	1	0	0	1	0	1	0	0	0	0
2024	Panthers	10	4	26	14	12	0	0	0.0	0.0	0	0	0	0	0	2	0	0	0	0	4	2	2	0	0	0	0
2025	Panthers	13	13	73	37	36	0	0	0.0	0.0	0	1	0	0	0	3	0	1	0	0	2	1	1	0	0	0	0
NFL TOTALS		104	44	295	175	120	2	1	0.0	0.0	1	5	3	3	0	14	2	2	0	0	24	15	9	0	0	0	0

NICK SCOTT'S NFL POSTSEASON DEFENSIVE STATISTICS

TACKLES													INTERCEPTIONS				O. FUMB				ST				MISC			
DATE	TEAM	GP	GS	TK	S	A	TFL	YDS	SK	YDS	QBH	NO	YDS	LG	TD	PD	FF	FR	TD	YDS	TK	S	A	FF	FR	S	A	
2020	Rams	2	1	4	1	3	0	0	0.0	0.0	0	0	0	0	0	1	0	0	0	0	2	2	0	0	0	0	0	0
2021	Rams	4	4	14	11	3	0	0	0.0	0.0	0	1	0	0	0	3	0	0	0	0	0	0	0	0	0	0	0	0
NFL TOTALS		6	5	18	12	6	0	0	0.0	0.0	0	1	0	0	0	4	0	0	0	0	2	2	0	0	0	0	0	0

SINGLE-GAME HIGHS: DEFENSIVE

- Total Tackles11 at Tennessee Titans, Oct 01, 2023
...1 more at 11.
- Solo Tackles9 at Tennessee Titans, Oct 01, 2023
- Passes Defensed1 vs. Los Angeles Rams, Nov 30, 2025
...13 more at 1.

- Interceptions1 vs. Los Angeles Rams, Nov 30, 2025
...4 more at 1.
- Interception Return Yards3 at Seattle Seahawks, Oct 07, 2021
- Special Teams Tackles2 vs. Miami Dolphins, Oct 05, 2025
...2 more at 2.

SINGLE-GAME HIGHS - POSTSEASON: DEFENSIVE

- Total Tackles6 vs. San Francisco 49ers, Jan 30, 2022
5 at Tampa Bay Buccaneers, Jan 23, 2022
4 at Green Bay Packers, Jan 16, 2021
2 at Cincinnati Bengals, Feb 13, 2022
1 vs. Arizona Cardinals, Jan 17, 2022
- Solo Tackles5 vs. San Francisco 49ers, Jan 30, 2022
3 at Tampa Bay Buccaneers, Jan 23, 2022
2 at Cincinnati Bengals, Feb 13, 2022
1 vs. Arizona Cardinals, Jan 17, 2022
1 at Green Bay Packers, Jan 16, 2021
- Passes Defensed2 at Tampa Bay Buccaneers, Jan 23, 2022
1 vs. Arizona Cardinals, Jan 17, 2022
1 at Seattle Seahawks, Jan 09, 2021

- Interceptions1 at Tampa Bay Buccaneers, Jan 23, 2022
- Special Teams Tackles1 at Green Bay Packers, Jan 16, 2021
1 at Seattle Seahawks, Jan 09, 2021

		P/S	TACKLES								INTERCEPTIONS							O. FUMB						ST				MISC			
DATE	OPPONENT	P/S	Tk	S	A	SK	YDS	TFL	YDS	QBH	No	Yds	Lg	Td	Pd	Ff	Fr	Td	Yds	Tk	S	A	Ff	Fr	S	A	W/L	SCORE			
09/07	@ Jaguars	S	5	2	3	0.0	0.0	0	0	0	0	0	0	0	1	0	0	0	0	0	0	0	0	0	0	0	0	L	10-26		
09/14	@ Cardinals	S	3	2	3	0.0	0.0	0	0	0	0	0	0	0	0	0	0	0	0	0	0	0	0	0	0	0	L	22-27			
09/21	Falcons	S	3	2	1	0.0	0.0	0	0	0	0	0	0	0	0	0	0	0	0	0	0	0	0	0	0	0	W	30-0			
09/28	@ Patriots	S	6	4	2	0.0	0.0	0	0	0	0	0	0	0	0	0	0	0	0	0	0	0	0	0	0	0	L	13-42			
10/05	Dolphins	S	3	3	0	0.0	0.0	0	0	0	0	0	0	0	0	0	0	0	0	0	2	1	1	0	0	0	W	27-24			
10/12	Cowboys	S	4	3	1	0.0	0.0	0	0	0	0	0	0	0	1	0	0	0	0	0	0	0	0	0	0	0	W	30-27			
10/19	@ Jets	S	7	2	5	0.0	0.0	0	0	0	0	0	0	0	0	0	0	0	0	0	0	0	0	0	0	0	W	13-6			
10/26	Bills	S	8	5	3	0.0	0.0	0	0	0	0	0	0	0	0	0	0	0	0	0	0	0	0	0	0	0	L	9-40			
11/02	@ Packers	S	3	1	2	0.0	0.0	0	0	0	0	0	0	0	0	0	1	0	0	0	0	0	0	0	0	0	W	16-13			
11/09	Saints	S	6	4	2	0.0	0.0	0	0	0	0	0	0	0	0	0	0	0	0	0	0	0	0	0	0	0	L	7-17			
11/16	@ Falcons	S	8	2	6	0.0	0.0	0	0	0	0	0	0	0	0	0	0	0	0	0	0	0	0	0	0	0	W	30-27+			
11/24	@ 49ers	S	8	1	7	0.0	0.0	0	0	0	0	0	0	0	0	0	0	0	0	0	0	0	0	0	0	0	L	9-20			
11/25	Rams	S	9	5	4	0.0	0.0	0	0	0	1	0	0	0	1	0	0	0	0	0	0	0	0	0	0	0	W	31-28			
2023 TOTALS		13-13	73	37	36	0.0	0.0	0	0	0	1	0	0	0	3	0	1	0	0	2	1	1	0	0	0	0	W	7-6			
+ - Overtime																															

+ - Overtime

			TACKLES								INTERCEPTIONS						O. FUMB			ST				MISC					
DATE	OPPONENT	P/S	TK	S	A	SK	YDS	TFL	YDS	QBH	NO	YDS	LG	TD	PD	FF	FR	TD	YDS	TK	S	A	FF	FR	S	A	W/L	SCORE	
09/07	at Jaguars	P	0	0	0	0.0	0.0	0	0	0	0	0	0	0	0	0	0	0	0	0	0	0	0	0	0	0	L	10-26	
09/14	at Cardinals	P	1	0	1	0.0	0.0	0	0	0	0	0	0	0	0	0	0	0	0	0	0	0	0	0	0	0	L	22-27	
09/21	Falcons	S	1	0	1	0.0	0.0	0	0	0	0	0	0	0	1	0	0	0	0	0	0	0	0	0	0	0	W	30-0	
09/28	at Patriots	S	3	2	1	0.0	0.0	1	2	0	0	0	0	0	0	0	0	0	0	0	0	0	0	0	0	0	L	13-42	
10/05	Dolphins	P	4	1	3	0.0	0.0	1	1	0	0	0	0	0	0	0	0	0	0	0	0	0	0	0	0	0	W	27-24	
10/12	Cowboys	P	0	0	0	0.0	0.0	0	0	0	0	0	0	0	0	0	0	0	0	0	0	0	0	0	0	0	W	30-27	
10/19	at Jets	P	2	1	1	1.5	7.0	1	5	3	0	0	0	0	0	0	0	0	0	0	0	0	0	0	0	0	W	13-6	
10/26	Bills	P	5	2	3	0.5	8.0	0	0	1	0	0	0	0	0	0	0	0	0	0	0	0	0	0	0	0	L	9-40	
11/02	at Packers	P	5	2	3	0.0	0.0	0	0	1	0	0	0	0	0	0	0	0	0	0	0	0	0	0	0	0	W	16-13	
11/09	Saints	S	4	2	2	1.0	8.0	1	8	2	0	0	0	0	0	0	0	0	0	0	0	0	0	0	0	0	L	7-17	
11/16	at Falcons	S	5	3	2	0.0	0.0	1	5	0	0	0	0	0	0	0	0	0	0	0	0	0	0	0	0	0	W	30-27	
11/24	at 49ers	P	2	1	1	0.0	0.0	0	0	0	0	0	0	0	0	0	0	0	0	0	0	0	0	0	0	0	L	9-20	
11/30	Rams	P	1	1	0	0.0	0.0	0	0	0	0	0	0	0	0	0	0	0	0	0	0	0	0	0	0	0	W	31-28	
2025 TOTALS		13-4	33	15	18	3.0	23.0	5	21	7	0	0	0	0	1	0	0	0	0	0	0	0	0	0	0	0	7-6		
+ - Overtime																													



CHAU
SMITH-WADE

26

CORNERBACK | (Shaw)

Hometown: Denver, Colo.

College: Washington State

Acquired: D5-24

HT5'11"

WT176

AGE23

2

2

REGULAR SEASON COMPARISON: DEFENSIVE - NEW ORLEANS SAINTS

DATE	OPP	W/L	GP/GS	TACKLES										MISC			
				TOT	SOLO	ASST	SACK	YDS.	INT	TFL	PD	QBH	TD	FF	FR		
9/8/24	CAR @ NO	L	P	0	0	0	0.0	0.0	0	0	0	0	0	0	0	0	0
11/3/24	CAR vs. NO	W	P	5	3	2	0.0	0.0	0	0	0	0	0	0	0	0	0
11/9/25	CAR vs. NO	L	S	6	6	0	0.0	0.0	0	0	0	0	0	0	0	0	0
TOTALS		1/2	3/1	11	9	2	0.0	0.0	0	0	0	0	0	0	0	0	0

CHAU SMITH-WADE'S NFL REGULAR SEASON DEFENSIVE STATISTICS

		TACKLES										INTERCEPTIONS					O. FUMB				ST				MISC			
DATE	TEAM	GP	GS	TK	S	A	TFL	YDS	SK	YDS	QBH	NO	YDS	LG	TD	PD	FF	FR	TD	YDS	TK	S	A	FF	FR	S	A	
2024	Panthers	14	4	36	22	14	1	1	0.0	0.0	0	1	3	3	0	1	1	0	0	0	3	2	1	0	0	0	0	0
2025	Panthers	12	4	38	31	7	1	5	0.0	0.0	0	1	11	11t	1	2	0	0	0	0	1	1	0	0	0	0	0	0
NFL TOTALS		26	8	74	53	21	2	6	0.0	0.0	0	2	14	11T	1	3	1	0	0	0	4	3	1	0	0	0	0	0

SINGLE-GAME HIGHS: DEFENSIVE

- Total Tackles8 vs. Tampa Bay Buccaneers, Dec 01, 2024
...1 more at 8.
- Solo Tackles6 vs. New Orleans Saints, Nov 09, 2025
...1 more at 6.
- Passes Defensed1 vs. Buffalo Bills, Oct 26, 2025
...2 more at 1.
- Tackles For Loss1 at San Francisco 49ers, Nov 24, 2025
...1 more at 1.

- Interceptions1 vs. Atlanta Falcons, Sep 21, 2025
...1 more at 1.
- Interception Return Yards11 vs. Atlanta Falcons, Sep 21, 2025
- Special Teams Tackles1 at Atlanta Falcons, Nov 16, 2025
...3 more at 1.

2025 GAME-BY-GAME REGULAR-SEASON STATISTICS (PANTHERS)

DATE	OPPONENT	P/S	TACKLES							INTERCEPTIONS				O. FUMB			ST			MISC		SCORE					
			TK	S	A	SK	YDS	TFL	YDS	QBH	NO	YDS	LG	TD	PD	FF	FR	TD	YDS	TK	S		A	FF	FR	S	A
09/07	at Jaguars	S	1	1	0	0.0	0.0	0	0	0	0	0	0	0	0	0	0	0	0	0	0	0	0	0	0	L	10-26
09/14	at Cardinals	P	2	1	1	0.0	0.0	0	0	0	0	0	0	0	0	0	0	0	0	0	0	0	0	0	0	L	22-27
09/21	Falcons	S	5	5	0	0.0	0.0	0	0	0	1	11	11	1	1	0	0	0	0	0	0	0	0	0	0	W	30-0
09/28	at Patriots	P	2	2	0	0.0	0.0	0	0	0	0	0	0	0	0	0	0	0	0	0	0	0	0	0	0	L	13-42
10/05	Dolphins		ON INACTIVE LIST																						W	27-24	
10/12	Cowboys	P	3	3	0	0.0	0.0	0	0	0	0	0	0	0	0	0	0	0	0	0	0	0	0	0	0	W	30-27
10/19	at Jets	P	3	3	0	0.0	0.0	0	0	0	0	0	0	0	0	0	0	0	0	0	0	0	0	0	0	W	13-6
10/26	Bills	P	3	2	1	0.0	0.0	0	0	0	0	0	0	0	1	0	0	0	0	0	0	0	0	0	0	L	9-40
11/02	at Packers	P	1	1	0	0.0	0.0	0	0	0	0	0	0	0	0	0	0	0	0	0	0	0	0	0	0	W	16-13
11/09	Saints	S	6	6	0	0.0	0.0	0	0	0	0	0	0	0	0	0	0	0	0	0	0	0	0	0	0	L	7-17
11/16	at Falcons	P	2	1	1	0.0	0.0	0	0	0	0	0	0	0	0	0	0	0	0	1	1	0	0	0	0	W	30-27+
11/24	at 49ers	P	4	3	1	0.0	0.0	1	5	0	0	0	0	0	0	0	0	0	0	0	0	0	0	0	0	L	9-20
11/30	Rams	S	6	3	3	0.0	0.0	0	0	0	0	0	0	0	0	0	0	0	0	0	0	0	0	0	0	W	31-28
2025 TOTALS		12-4	38	31	7	0.0	0.0	1	5	0	1	11	11T	1	2	0	0	0	0	1	1	0	0	0	0	0	7-6
+ - Overtime																											



BRYCEN
TREMAYNE

WIDE RECEIVER

87

Hometown: Los Angeles, Calif.

College: Stanford

Acquired: FA-25

HT6'4"

WT212

AGE26

1

1

BRYCEN TREMAYNE'S NFL REGULAR SEASON RECEIVING STATISTICS

DATE	TEAM	GP	GS	RECEIVING					TD
				NO.	YDS.	AVG.	LG		
2023	Commanders	0	0	0	0	0.0	0		0
2024	Commanders	2	0	1	-2	-2.0	-2		0
2025	Panthers	12	1	12	133	11.1	26		0
NFL TOTALS		14	1	13	131	10.1	26		0

SINGLE-GAME HIGHS: RECEIVING

Receptions 3 at New England Patriots, Sep 28, 2025
...1 more at 3.

Receiving Yards 48 at Arizona Cardinals, Sep 14, 2025

Receiving Average 16.0 at Arizona Cardinals, Sep 14, 2025

Longest Receptions 26 at Arizona Cardinals, Sep 14, 2025

All-Purpose Yards 48 at Arizona Cardinals, Sep 14, 2025

Special Teams Tackles 2 at New York Jets, Oct 19, 2025
...2 more at 2.

Scrimmage Yards 48 at Arizona Cardinals, Sep 14, 2025

2025 GAME-BY-GAME REGULAR-SEASON STATISTICS (PANTHERS)

DATE	OPPONENT	P/S	RECEIVING					RUSHING					W/L	SCORE
			NO.	YDS.	AVG.	LG	TD	NO.	YDS.	AVG.	LG	TD		
09/07	at Jaguars	P	0	0	0.0	0	0	0	0	0.0	0	0	L	10-26
09/14	at Cardinals	P	3	48	16.0	26	0	0	0	0.0	0	0	L	22-27
09/21	Falcons	S	2	15	7.5	8	0	0	0	0.0	0	0	W	30-0
09/28	at Patriots	P	3	36	12.0	24	0	0	0	0.0	0	0	L	13-42
10/05	Dolphins	P	1	9	9.0	9	0	0	0	0.0	0	0	W	27-24
10/12	Cowboys	P	0	0	0.0	0	0	0	0	0.0	0	0	W	30-27
10/19	at Jets	P	0	0	0.0	0	0	0	0	0.0	0	0	W	13-6
10/26	Bills	P	0	0	0.0	0	0	0	0	0.0	0	0	L	9-40
11/02	at Packers	P	1	8	8.0	8	0	0	0	0.0	0	0	W	16-13
11/09	Saints		ON INACTIVE LIST										L	7-17
11/16	at Falcons	P	2	17	8.5	11	0	0	0	0.0	0	0	W	30-27+
11/24	at 49ers	P	0	0	0.0	0	0	0	0	0.0	0	0	L	9-20
11/30	Rams	P	0	0	0.0	0	0	0	0	0.0	0	0	W	31-28
2025 TOTALS		12-1	12	133	11.1	26	0	0	0	0.0	0	0	7-6	
+ - Overtime														



TOMMY
TREMBLE

TIGHT END

82

Hometown: Peachtree Corners, Ga. College: Notre Dame Acquired: D3b-21

HT6'4"

WT250

AGE25

5

5

REGULAR SEASON COMPARISON: RECEIVING - NEW ORLEANS SAINTS

DATE	OPP	W/L	GP/GS	REC	YDS.	AVG.	TD	LG	TGTS	YAC
9/19/21	CAR vs. NO	W	S	0	0	0	0	0	0	0
9/25/22	CAR vs. NO	W	P	1	7	7.0	0	7	1	1
1/8/23	CAR @ NO	W	P	1	2	2.0	0	2	1	4
9/18/23	CAR vs. NO	L	P	0	0	0	0	0	0	0
12/10/23	CAR @ NO	L	S	1	2	2.0	0	2	3	2
11/9/25	CAR vs. NO	L	S	0	0	0	0	0	0	0
TOTALS			3/3 6/3	3	11	3.7	0	7	5	7

TOMMY TREMBLE'S NFL REGULAR SEASON RUSHING/RECEIVING STATISTICS

DATE	TEAM	GP	GS	RECEIVING					RUSHING				
				NO.	YDS.	AVG.	LG	TD	NO.	YDS.	AVG.	LG	TD
2021	Panthers	16	11	20	180	9.0	30	1	3	11	3.7	7t	1
2022	Panthers	17	4	19	174	9.2	29t	3	0	0	0.0	0	0
2023	Panthers	16	8	23	194	8.4	30	3	0	0	0.0	0	0
2024	Panthers	12	11	23	234	10.2	38	2	0	0	0.0	0	0
2025	Panthers	13	12	20	186	9.3	54	1	0	0	0.0	0	0
NFL TOTALS		74	46	105	968	9.2	54	10	3	11	3.7	7T	1

TOMMY TREMBLE'S NFL REGULAR SEASON RETURN STATISTICS

DATE	TEAM	KICKOFF RETURNS				
		RET.	YDS.	AVG.	LG	TD
2021	Panthers	1	21	21.0	21	0
2022	Panthers	1	8	8.0	8	0
2023	Panthers	0	0	0.0	0	0
2024	Panthers	0	0	0.0	0	0
2025	Panthers	0	0	0.0	0	0
NFL TOTALS		2	29	14.5	21	0

SINGLE-GAME HIGHS: RUSHING/RECEIVING

- Rush Attempts

1 at Tampa Bay Buccaneers, Jan 09, 2022
...2 more at 1.
- Rushing Yards

7 at Houston Texans, Sep 23, 2021
- Longest Runs

7t at Houston Texans, Sep 23, 2021
- Rushing TDs

1 at Houston Texans, Sep 23, 2021
- Receptions

5 at New England Patriots, Sep 28, 2025
...1 more at 5.
- Receiving Yards

77 vs. Tampa Bay Buccaneers, Dec 01, 2024
- Receiving Average

15.4 vs. Tampa Bay Buccaneers, Dec 01, 2024
- Longest Receptions

54 at Atlanta Falcons, Nov 16, 2025

- Receiving TDs

1 at Philadelphia Eagles, Dec 08, 2024
...7 more at 1.
- All-Purpose Yards

77 vs. Tampa Bay Buccaneers, Dec 01, 2024
- Kickoff Returns

1 at Cincinnati Bengals, Nov 06, 2022
...1 more at 1.
- Kickoff Return Yards

21 vs. New York Jets, Sep 12, 2021
- Longest Kickoff Return

21 vs. New York Jets, Sep 12, 2021
- Special Teams Tackles


1 at Seattle Seahawks, Sep 24, 2023
...5 more at 1.
- Most TDs

1 at New England Patriots, Sep 28, 2025
...10 more at 1.
- Miscellaneous Tackles

2 at Cincinnati Bengals, Nov 06, 2022

DATE	OPPONENT	P/S	RECEIVING						RUSHING						
			NO.	YDS.	AVG.	LG	TD	NO.	YDS.	AVG.	LG	TD	W/L	SCORE	
09/07	at Jaguars	S	1	2	2.0	2	0	0	0	0.0	0	0	L	10-26	
09/14	at Cardinals	S	3	20	6.7	9	0	0	0	0.0	0	0	L	22-27	
09/21	Falcons	P	2	16	8.0	12	0	0	0	0.0	0	0	W	30-0	
09/28	at Patriots	S	5	42	8.4	15	1	0	0	0.0	0	0	L	13-42	
10/05	Dolphins	S	1	7	7.0	7	0	0	0	0.0	0	0	W	27-24	
10/12	Cowboys	S	4	39	9.8	16	0	0	0	0.0	0	0	W	30-27	
10/19	at Jets	S	1	0	0.0	0	0	0	0	0.0	0	0	W	13-6	
10/26	Bills	S	1	4	4.0	4	0	0	0	0.0	0	0	L	9-40	
11/02	at Packers	S	0	0	0.0	0	0	0	0	0.0	0	0	W	16-13	
11/09	Saints	S	0	0	0.0	0	0	0	0	0.0	0	0	L	7-17	
11/16	at Falcons	S	1	54	54.0	54	0	0	0	0.0	0	0	W	30-27+	
11/24	at 49ers	S	0	0	0.0	0	0	0	0	0.0	0	0	L	9-20	
11/30	Rams	S	1	2	2.0	2	0	0	0	0.0	0	0	W	W	31-28
2025 TOTALS		13-12	20	186	9.3	54	1	0	0	0.0	0	0	7-6		
+ - Overtime															

+ - Overtime



PRINCELY
UMANMIELEN

OUTSIDE LINEBACKER | (OO-man-me-ellen)

3

Hometown: Manor, Texas

College: Mississippi

Acquired: D3-25

HT6'4"

WT244

AGE23

R

R

REGULAR SEASON COMPARISON: DEFENSIVE - NEW ORLEANS SAINTS

DATE	OPP	W/L	GP/GS	TACKLES							MISC						
				TOT	SOLO	ASST	SACK	YDS.	INT	TFL	PD	QBH	TD	FF	FR	S	A
11/9/25	CAR vs. NO	L	P	3	2	1	0.0	0.0	0	0	0	1	0	0	0	0	0
TOTALS		0/1	1/0	3	2	1	0.0	0.0	0	0	0	1	0	0	0	0	0

PRINCELY UMANMIELEN'S NFL REGULAR SEASON DEFENSIVE STATISTICS

		TACKLES										INTERCEPTIONS							O. FUMB				ST				MISC					
DATE	TEAM	GP	GS	TK	S	A	TFL	YDS	SK	YDS	QBH	NO	YDS	LG	TD	PD	FF	FR	TD	YDS	TK	S	A	FF	FR	S	A	FF	FR	S	A	
2025	Panthers	12	0	14	8	6	1	9	1.5	12.5	4	0	0	0	0	0	0	1	0	0	0	3	2	1	0	1	0	0	0	0	0	0
NFL TOTALS		12	0	14	8	6	1	9	1.5	12.5	4	0	0	0	0	0	0	1	0	0	0	3	2	1	0	1	0	0	0	0	0	0

SINGLE-GAME HIGHS: DEFENSIVE

Total Tackles

3 at San Francisco 49ers, Nov 24, 2025
...2 more at 3.

Solo Tackles

2 at San Francisco 49ers, Nov 24, 2025
...1 more at 2.

Sacks

1.0 at Arizona Cardinals, Sep 14, 2025

Special Teams Tackles

1 vs. Dallas Cowboys, Oct 12, 2025

Special Teams Fumble Recoveries

1 at Atlanta Falcons, Nov 16, 2025

2025 GAME-BY-GAME REGULAR-SEASON STATISTICS (PANTHERS)

DATE	OPPONENT	P/S	TACKLES							INTERCEPTIONS							O. FUMB				ST				MISC				SCORE					
			TK	S	A	SK	YDS	TFL	YDS	QBH	NO	YDS	L6	TD	PD	FF	FR	TD	YDS	TK	S	A	FF	FR	S	A	FF	FR		S	A	W/L/T		
09/07	at Jaguars	P	1	1	0	0.0	0.0	0	0	0	0	0	0	0	0	0	0	0	0	0	0	0	0	0	0	0	0	0	0	0	L	10-26		
09/14	at Cardinals	P	1	1	0	1.0	9.0	1	9	1	0	0	0	0	0	0	0	0	0	0	0	0	0	0	0	0	0	0	0	0	L	22-27		
09/21	Falcons	P	0	0	0	0.0	0.0	0	0	0	0	0	0	0	0	0	0	0	0	0	0	0	0	0	0	0	0	0	0	0	W	30-0		
09/28	at Patriots	P	1	0	1	0.0	0.0	0	0	0	0	0	0	0	0	0	0	0	0	0	0	0	0	0	0	0	0	0	0	0	L	13-42		
10/05	Dolphins	P	1	1	0	0.0	0.0	0	0	0	0	0	0	0	0	0	0	0	0	0	0	0	0	0	0	0	0	0	0	0	W	27-24		
10/12	Cowboys	P	3	1	2	0.0	0.0	0	0	0	0	0	0	0	0	0	0	0	0	1	1	0	0	0	0	0	0	0	0	0	W	30-27		
10/19	at Jets	P	1	0	1	0.5	3.5	0	0	2	0	0	0	0	0	0	0	0	0	0	0	0	0	0	0	0	0	0	0	0	W	13-6		
10/26	Bills	P	0	0	0	0.0	0.0	0	0	0	0	0	0	0	0	0	0	0	0	0	0	0	0	0	0	0	0	0	0	0	L	9-40		
11/02	at Packers		ON INACTIVE LIST																														W	16-13
11/09	Saints	P	3	2	1	0.0	0.0	0	0	1	0	0	0	0	0	0	0	0	0	0	0	0	0	0	0	0	0	0	0	0	L	7-17		
11/16	at Falcons	P	0	0	0	0.0	0.0	0	0	0	0	0	0	0	0	0	0	0	1	1	0	0	1	0	0	0	0	0	0	0	W	30-27+		
11/24	at 49ers	P	3	2	1	0.0	0.0	0	0	0	0	0	0	0	0	1	0	0	0	0	0	0	0	0	0	0	0	0	0	0	L	9-20		
11/30	Rams	P	0	0	0	0.0	0.0	0	0	0	0	0	0	0	0	0	0	0	1	0	1	0	0	0	0	0	0	0	0	0	W	31-28		
2025 TOTALS		12-0	14	8	6	1.5	12.5	1	9	4	0	0	0	0	0	1	0	0	0	3	2	1	0	1	0	0	0	0	0	0	7-6			
+ - Overtime																																		

+ - Overtime



TREVIN
WALLACE

LINEBACKER

32

Hometown: Jesup, Ga.

College: Kentucky

Acquired: D3-24

HT6'1"

WT237

AGE22

2

2

REGULAR SEASON COMPARISON: DEFENSIVE - NEW ORLEANS SAINTS

DATE	OPP	W/L	GP/GS	TACKLES										MISC				
				TOT	SOLO	ASST	SACK	YDS.	INT	TFL	PD	QBH	TD	FF	FR	S	A	FR
9/8/24	CAR @ NO	L	P	0	0	0	0.0	0.0	0	0	0	0	0	0	0	0	0	0
11/3/24	CAR vs. NO	W	S	5	2	3	0.0	0.0	0	1	0	0	0	0	0	0	0	0
11/9/25	CAR vs. NO	L	S	4	3	1	1.0	8.0	0	1	0	1	0	0	0	0	0	0
TOTALS		1/2	3/2	9	5	4	1.0	8.0	0	2	0	1	0	0	0	0	0	0

TREVIN WALLACE'S NFL REGULAR SEASON DEFENSIVE STATISTICS

		TACKLES										INTERCEPTIONS					O. FUMB				ST				MISC		
DATE	TEAM	GP	GS	TK	S	A	TFL	YDS	SK	YDS	QBH	NO	YDS	LG	TD	PD	FF	FR	TD	YDS	TK	S	A	FF	FR	S	A
2024	Panthers	13	8	63	35	28	2	9	1.0	8.0	1	0	0	0	0	0	2	1	0	0	1	1	0	0	0	0	0
2025	Panthers	11	11	58	36	22	5	25	2.0	12.0	4	0	0	0	0	4	0	0	0	0	0	0	0	0	0	0	0
NFL TOTALS		24	19	121	71	50	7	34	3.0	20.0	5	0	0	0	0	4	2	1	0	0	1	1	0	0	0	0	0

SINGLE-GAME HIGHS: DEFENSIVE

- Total Tackles15 at Chicago Bears, Oct 06, 2024
- Solo Tackles10 at Chicago Bears, Oct 06, 2024
- Sacks1.0 vs. New Orleans Saints, Nov 09, 2025
...2 more at 1.0.
- Passes Defensed1 at Green Bay Packers, Nov 02, 2025
...3 more at 1.

- Forced Fumbles1 at Denver Broncos, Oct 27, 2024
...1 more at 1.
- Fumble Recoveries1 vs. Atlanta Falcons, Oct 13, 2024
- Tackles For Loss1 vs. Los Angeles Rams, Nov 30, 2025
...6 more at 1.

2025 GAME-BY-GAME REGULAR-SEASON STATISTICS (PANTHERS)

DATE	OPPONENT	P/S	TACKLES								INTERCEPTIONS				O. FUMB				ST			MISC		SCORE				
			TK	S	A	SK	YDS	TFL	YDS	QBH	NO	YDS	LG	TD	PD	FF	FR	TD	YDS	TK	S	A	FF		FR	S	A	W/L
09/07	at Jaguars	S	5	5	0	0.0	0.0	0	0	0	0	0	0	0	0	0	0	0	0	0	0	0	0	0	0	L	10-26	
09/14	at Cardinals	S	3	1	2	0.0	0.0	0	0	0	0	0	0	0	0	0	0	0	0	0	0	0	0	0	0	L	22-27	
09/21	Falcons	S	5	3	2	0.0	0.0	1	5	0	0	0	0	0	0	0	0	0	0	0	0	0	0	0	0	W	30-0	
09/28	at Patriots	S	5	4	1	0.0	0.0	0	0	0	0	0	0	1	0	0	0	0	0	0	0	0	0	0	0	L	13-42	
10/05	Dolphins	S	4	2	2	0.0	0.0	0	0	0	0	0	0	0	0	0	0	0	0	0	0	0	0	0	0	W	27-24	
10/12	Cowboys	S	6	2	4	0.0	0.0	1	7	0	0	0	0	1	0	0	0	0	0	0	0	0	0	0	0	W	30-27	
10/19	at Jets	S	4	2	2	0.0	0.0	0	0	1	0	0	0	0	1	0	0	0	0	0	0	0	0	0	0	W	13-6	
10/26	Bills	S	7	5	2	1.0	4.0	1	4	1	0	0	0	0	0	0	0	0	0	0	0	0	0	0	0	L	9-40	
11/02	at Packers	S	9	6	3	0.0	0.0	0	0	1	0	0	0	0	1	0	0	0	0	0	0	0	0	0	0	W	16-13	
11/09	Saints	S	4	3	1	1.0	8.0	1	8	1	0	0	0	0	0	0	0	0	0	0	0	0	0	0	0	L	7-17	
11/16	at Falcons		ON INACTIVE LIST																								W	30-27+
11/24	at 49ers		ON INACTIVE LIST																								L	9-20
11/30	Rams	S	6	3	3	0.0	0.0	1	1	0	0	0	0	0	0	0	0	0	0	0	0	0	0	0	0	W	31-28	
2025 TOTALS		11-11	58	36	22	2.0	12.0	5	25	4	0	0	0	0	4	0	0	0	0	0	0	0	0	0	0	7-6		
+ - Overtime																												



TURK
WHARTON

DEFENSIVE TACKLE | (WAR-ton)

99

Hometown: University City, Mo.

College: Missouri S&T

Acquired: FA-25

HT6'1"

WT280

AGE27

1

6

REGULAR SEASON COMPARISON: DEFENSIVE - NEW ORLEANS SAINTS

TACKLES														MISC		
DATE	OPP	W/L	GP/GS	TOT	SOLO	ASST	SACK	YDS.	INT	TFL	PD	QBH	TD	FF	FR	FR
11/9/25	CAR vs. NO	L	S	7	2	5	0.0	0.0	0	1	0	0	0	0	0	0
TOTALS		0/1	1/1	7	2	5	0.0	0.0	0	1	0	0	0	0	0	0

TURK WHARTON'S NFL REGULAR SEASON DEFENSIVE STATISTICS

DATE	TEAM	GP	GS	TACKLES								INTERCEPTIONS					O. FUMB				ST			MISC			
				TK	S	A	TFL	YDS	SK	YDS	QBH	NO	YDS	LG	TD	PD	FF	FR	TD	YDS	TK	S	A	FF	FR	S	A
2020	Chiefs	16	1	27	14	13	4	13	2.0	13.0	4	0	0	0	0	0	1	1	0	-3	0	0	0	0	0	0	
2021	Chiefs	17	1	29	13	16	0	0	2.0	18.0	2	1	0	0	0	1	2	0	0	0	0	0	0	0	0	0	
2022	Chiefs	5	0	8	4	4	1	8	1.0	8.0	4	0	0	0	0	0	0	0	0	0	0	0	0	0	0	0	
2023	Chiefs	17	1	21	7	14	2	12	2.0	12.0	5	0	0	0	0	0	0	1	0	0	0	0	0	0	0	0	
2024	Chiefs	17	10	29	18	11	7	49	6.5	48.0	11	0	0	0	0	2	1	0	0	0	0	0	0	0	0	0	
2025	Panthers	9	9	36	11	25	2	9	2.0	8.0	3	0	0	0	0	1	0	0	0	0	0	0	0	0	0	0	
NFL TOTALS		81	22	150	67	83	16	91	15.5	107.0	29	1	0	0	0	4	4	2	0	-3	0	0	0	0	0	0	0

TURK WHARTON'S NFL POSTSEASON DEFENSIVE STATISTICS

DATE	TEAM	GP	GS	TACKLES							INTERCEPTIONS					O. FUMB				ST			MISC		
				TK	S	A	TFL	YDS	SK	YDS	QBH	NO	YDS	LG	TD	PD	FF	FR	TD	YDS	TK	S	A	FF	FR
2020	Chiefs	3	0	4	0	4	0	0	0.0	0.0	2	0	0	0	0	0	0	0	0	0	0	0	0	0	0
2021	Chiefs	3	0	1	1	0	1	11	1.0	11.0	1	0	0	0	1	0	0	0	0	0	0	0	0	0	0
2022	Chiefs	0	0	0	0	0	0	0	0.0	0.0	0	0	0	0	0	0	0	0	0	0	0	0	0	0	0
2023	Chiefs	4	0	7	2	5	1	2	1.0	2.0	1	0	0	0	0	0	0	0	0	0	0	0	0	0	0
2024	Chiefs	3	2	8	5	3	1	8	2.0	8.0	3	0	0	0	0	0	0	0	0	0	0	0	0	0	0
NFL TOTALS		13	2	20	8	12	3	21	4.0	21.0	7	0	0	0	1	0	0	0	0	0	0	0	0	0	0

SINGLE-GAME HIGHS: DEFENSIVE

- Total Tackles7 vs. New Orleans Saints, Nov 09, 2025
...1 more at 7.
- Solo Tackles4 at Los Angeles Chargers, Sep 20, 2020
- Sacks2.0 vs. Los Angeles Chargers, Dec 08, 2024
- Passes Defensed1 at Atlanta Falcons, Nov 16, 2025
...3 more at 1.

- Forced Fumbles1 vs. Cincinnati Bengals, Sep 15, 2024
...3 more at 1.
- Fumble Recoveries1 at Denver Broncos, Oct 25, 2020
- Tackles For Loss2 vs. Los Angeles Chargers, Dec 08, 2024
- Interceptions1 at Washington Football Team, Oct 17, 2021

SINGLE-GAME HIGHS - POSTSEASON: DEFENSIVE

- Total Tackles5 at Philadelphia Eagles, Feb 09, 2025
3 at Baltimore Ravens, Jan 28, 2024
2 vs. Buffalo Bills, Jan 26, 2025
2 at Buffalo Bills, Jan 21, 2024
2 at Tampa Bay Buccaneers, Feb 07, 2021
3 at Philadelphia Eagles, Feb 09, 2025
- Solo Tackles1 vs. Buffalo Bills, Jan 26, 2025
1 vs. Houston Texans, Jan 18, 2025
1 at Baltimore Ravens, Jan 28, 2024
...2 more at 1.
- Sacks1.0 vs. Buffalo Bills, Jan 26, 2025
1.0 vs. Houston Texans, Jan 18, 2025
1.0 at Baltimore Ravens, Jan 28, 2024
...1 more at 1.0.

- Passes Defensed1 vs. Pittsburgh Steelers, Jan 16, 2022
- Tackles For Loss1 vs. Houston Texans, Jan 18, 2025
1 at Baltimore Ravens, Jan 28, 2024
1 vs. Pittsburgh Steelers, Jan 16, 2022

TACKLES													INTERCEPTIONS				O. FUMB			ST			MISC						
DATE	OPPONENT	P/S	TK	S	A	SK	YDS	TFL	YDS	QBH	NO	YDS	LG	TD	PD	FF	FR	TD	YDS	TK	S	A	FF	FR	S	A	W/L	SCORE	
09/07	at Jaguars	S	4	1	3	0.0	0.0	0	0	0	0	0	0	0	0	0	0	0	0	0	0	0	0	0	0	0	L	10-26	
09/14	at Cardinals		ON INACTIVE LIST																									L	22-27
09/21	Falcons		ON INACTIVE LIST																									W	30-0
09/28	at Patriots	S	5	2	3	1.0	0.0	0	0	1	0	0	0	0	0	0	0	0	0	0	0	0	0	0	0	0	L	13-42	
10/05	Dolphins		ON INACTIVE LIST																									W	27-24
10/12	Cowboys		ON INACTIVE LIST																									W	30-27
10/19	at Jets	S	1	0	1	0.0	0.0	0	0	0	0	0	0	0	0	0	0	0	0	0	0	0	0	0	0	0	W	13-6	
10/26	Bills	S	4	2	2	0.0	0.0	0	0	0	0	0	0	0	0	0	0	0	0	0	0	0	0	0	0	0	L	9-40	
11/02	at Packers	S	7	2	5	1.0	8.0	1	8	2	0	0	0	0	0	0	0	0	0	0	0	0	0	0	0	0	W	16-13	
11/09	Saints	S	7	2	5	0.0	0.0	1	1	0	0	0	0	0	0	0	0	0	0	0	0	0	0	0	0	0	L	7-17	
11/16	at Falcons	S	1	0	1	0.0	0.0	0	0	0	0	0	0	0	1	0	0	0	0	0	0	0	0	0	0	0	W	30-27+	
11/24	at 49ers	S	6	2	4	0.0	0.0	0	0	0	0	0	0	0	0	0	0	0	0	0	0	0	0	0	0	0	L	9-20	
11/30	Rams	S	1	0	1	0.0	0.0	0	0	0	0	0	0	0	0	0	0	0	0	0	0	0	0	0	0	0	W	31-28	
2025 TOTALS		9-9	36	11	25	2.0	8.0	2	9	3	0	0	0	0	1	0	0	0	0	0	0	0	0	0	0	0	7-6		
+ - Overtime																													

+ - Overtime



D.J.
WONNUM
OUTSIDE LINEBACKER | (WAHN-um)

98

Hometown: Stone Mountain, Ga.

College: South Carolina

Acquired: FA-24

HT6'5"

WT258

AGE28

2

6

REGULAR SEASON COMPARISON: DEFENSIVE - NEW ORLEANS SAINTS

DATE	OPP	W/L	GP/GS	TACKLES							INT	TFL	PD	QBH	MISC		
				TOT	SOLO	ASST	SACK	YDS.							TD	FF	FR
12/25/20	MIN @ NO	L	S	2	1	1	0.0	0.0	0	0	0	0	0	1	0	0	0
10/2/22	MIN @ NO	W	P	6	4	2	0.0	0.0	0	1	0	0	0	0	0	0	0
11/12/23	MIN vs. NO	W	S	4	3	1	1.0	6.0	0	1	0	1	0	1	0	0	0
11/9/25	CAR vs. NO	L	S	6	2	4	0.0	0.0	0	1	0	0	0	0	0	0	0
TOTALS		2/2	4/3	18	10	8	1.0	6.0	0	3	0	2	0	0	0	0	0

D.J. WONNUM'S NFL REGULAR SEASON DEFENSIVE STATISTICS

DATE	TEAM	GP	GS	TK	TACKLES							INTERCEPTIONS				O. FUMB			ST			MISC					
					S	A	TFL	YDS	SK	YDS	QBH	NO	YDS	LG	TD	PD	FF	FR	TD	YDS	TK	S	A	FF	FR	S	A
2020	Vikings	14	2	24	16	8	5	40	3.0	16.0	9	0	0	0	0	1	1	0	0	0	0	0	0	0	0	0	
2021	Vikings	17	14	47	29	18	7	63	8.0	77.0	15	0	0	0	0	4	1	0	0	0	0	0	0	0	0	0	
2022	Vikings	16	1	34	23	11	5	21	4.0	28.0	10	0	0	0	0	0	1	0	0	0	4	4	0	0	0	0	
2023	Vikings	15	14	60	32	28	7	52	8.0	54.5	15	0	0	0	0	6	0	1	1	51	2	1	1	0	0	0	
2024	Panthers	8	8	37	18	19	4	32	4.0	30.0	6	0	0	0	0	1	1	0	0	0	0	0	0	0	0	0	
2025	Panthers	12	11	29	11	18	2	3	0.0	0.0	1	1	0	0	0	2	0	1	0	19	0	0	0	0	0	0	
NFL TOTALS		82	50	231	129	102	30	211	27.0	205.5	56	1	0	0	0	14	4	2	1	70	6	5	1	0	0	0	0

D.J. WONNUM'S NFL POSTSEASON DEFENSIVE STATISTICS

		TACKLES										INTERCEPTIONS				O. FUMB				ST				MISC			
DATE	TEAM	GP	GS	TK	S	A	TFL	YDS	SK	YDS	QBH	NO	YDS	LG	TD	PD	FF	FR	TD	YDS	TK	S	A	FF	FR	S	A
2022	Vikings	1	0	2	1	1	0	0	0.0	0.0	0	0	0	0	0	0	0	0	0	0	0	0	0	0	0	0	0
NFL TOTALS		1	0	2	1	1	0	0	0.0	0.0	0	0	0	0	0	0	0	0	0	0	0	0	0	0	0	0	0

SINGLE-GAME HIGHS: DEFENSIVE

- Total Tackles8 at Chicago Bears, Dec 20, 2021
- Solo Tackles7 at Chicago Bears, Dec 20, 2021
- Sacks3.0 at Chicago Bears, Dec 20, 2021
- Passes Defensed2 at Cincinnati Bengals, Dec 16, 2023
...2 more at 2.
- Forced Fumbles1 vs. New York Giants, Nov 10, 2024
...3 more at 1.

- Fumble Recoveries1 at Carolina Panthers, Oct 01, 2023
- Tackles For Loss2 vs. New York Giants, Nov 10, 2024
...2 more at 2.
- Interceptions1 at Arizona Cardinals, Sep 14, 2025
- Special Teams Tackles1 vs. Kansas City Chiefs, Oct 08, 2023
...5 more at 1.
- Longest Opp Fumble Return51 at Carolina Panthers, Oct 01, 2023

2025 GAME-BY-GAME REGULAR-SEASON STATISTICS (PANTHERS)

+ - Overtime



BRYCE
YOUNG

QUARTERBACK

Hometown: Pasadena, Calif.

College: Alabama

Acquired: D1-23

HT5'10"

WT204

AGE24

3

3

REGULAR SEASON COMPARISON: PASSING - NEW ORLEANS SAINTS

DATE	OPP	W/L	GP/GS	C	ATT	YDS.	AVG.	TD	LG	INT	SK	SKYD	RTG
9/18/23	CAR vs. NO	L	S	22	33	153	4.6	1	22	0	4	14	87.1
12/10/23	CAR @ NO	L	S	13	36	137	3.8	0	32	0	4	38	48.0
9/8/24	CAR @ NO	L	S	13	30	161	5.4	0	35	2	4	26	32.8
11/3/24	CAR vs. NO	W	S	16	26	171	6.6	1	46	1	1	5	77.6
11/9/25	CAR vs. NO	L	S	17	25	124	5.0	0	26	1	2	22	62.8
TOTALS		1/4	5/5	81	150	746	5.0	2	46	4	15	105	--

BRYCE YOUNG'S NFL REGULAR SEASON PASSING/RUSHING STATISTICS

DATE	TEAM	PASSING												RUSHING					
		GP	GS	ATT.	CMP.	PCT.	YDS	AVG.	TD	INT.	LG	SK	LST	RATE	NO.	YDS.	AVG.	LG	TD
2023	Panthers	16	16	527	315	59.8	2,877	5.5	11	10	48	62	477	73.7	39	253	6.5	26	0
2024	Panthers	14	12	384	234	60.9	2,403	6.3	15	9	83t	29	186	82.2	43	249	5.8	34	6
2025	Panthers	12	12	363	230	63.4	2,337	6.4	18	9	54	22	162	87.9	32	121	3.8	24	1
TOTALS		42	40	1,274	779	61.1	7,617	6.0	44	28	83T	113	825	80.3	114	623	5.5	34	7

SINGLE-GAME HIGHS: QUARTERBACK

Pass Attempts 55 at Arizona Cardinals, Sep 14, 2025
Pass Completions 35 at Arizona Cardinals, Sep 14, 2025
Yards Passing 448 at Atlanta Falcons, Nov 16, 2025
TD Passes 3 vs. Los Angeles Rams, Nov 30, 2025
...5 more at 3.
Long Passes 83t vs. Dallas Cowboys, Dec 15, 2024
Completion Percentage 78.1 vs. Minnesota Vikings, Oct 01, 2023

Passer Rating 147.1 vs. Los Angeles Rams, Nov 30, 2025
Rush Attempts 7 at Philadelphia Eagles, Dec 08, 2024
Rushing Yards 68 vs. Arizona Cardinals, Dec 22, 2024
Rushing Average 4.1 at Philadelphia Eagles, Dec 08, 2024
Longest Runs 34 vs. Arizona Cardinals, Dec 22, 2024
Rushing TDs 2 at Atlanta Falcons, Jan 05, 2025

2025 GAME-BY-GAME REGULAR-SEASON STATISTICS (PANTHERS)

DATE	OPPONENT	P/S	PASSING												RUSHING					
			ATT	CMP	YDS	PCT	Y/A	Y/C	TD	INT	LG	SK/YD	RATE	ATT	YDS	LG	TD	W/L	SCORE	
09/07	at Jaguars	S	35	18	154	51.4	4.4	8.6	1	2	27t	1/12	49.0	5	40	22	0	L	10-26	
09/14	at Cardinals	S	55	35	328	63.6	6.0	9.4	3	1	40	3/25	90.6	2	2	3	0	L	22-27	
09/21	Falcons	S	24	16	121	66.7	5.0	7.6	0	0	23	1/7	78.6	2	8	4t	1	W	30-0	
09/28	at Patriots	S	30	18	150	60.0	5.0	8.3	1	0	16	1/11	84.0	1	3	3	0	L	13-42	
10/05	Dolphins	S	30	19	198	63.3	6.6	10.4	2	1	29	3/19	90.7	3	1	4	0	W	27-24	
10/12	Cowboys	S	25	17	199	68.0	8.0	11.7	3	1	36t	1/5	114.8	3	5	8	0	W	30-27	
10/19	at Jets	S	25	15	138	60.0	5.5	9.2	1	0	26	1/12	88.4	2	10	6	0	W	13-6	
10/26	Bills		ON INACTIVE LIST															L	9-40	
11/02	at Packers	S	20	11	102	55.0	5.1	9.3	0	1	22	1/0	48.3	2	9	5	0	W	16-13	
11/09	Saints	S	25	17	124	68.0	5.0	7.3	0	1	26	2/22	62.8	2	6	6	0	L	7-17	
11/16	at Falcons	S	45	31	448	68.9	10.0	14.5	3	0	54	5/29	123.2	1	-1	-1	0	W	30-27+	
11/24	at 49ers	S	29	18	169	62.1	5.8	9.4	1	2	29t	1/8	60.8	4	15	7	0	L	9-20	
11/30	Rams	S	20	15	206	75.0	10.3	13.7	3	0	43t	2/12	147.1	5	23	24	0	W	31-28	
2025 TOTALS		12-12	363	230	2,337	63.4	6.4	10.2	18	9	54	22/162	87.9	32	121	24	1	7-6		
+ - Overtime																				

+ - Overtime